



Dallas Cowboys  
2008 Media Guide



# 2008 SCHEDULE

## PRESEASON

<u>DATE</u>	<u>OPPONENT (TV BROADCAST)</u>	<u>TIME</u>
Sat., Aug. 9	@ San Diego (KTVT/CBS 11)	9:00 p.m.
Sat., Aug. 16	@ Denver (KTVT/CBS 11)	8:00 p.m.
Fri., Aug. 22	HOUSTON (CBS 11)	7:00 p.m.
Thurs., Aug. 28	MINNESOTA (KTVT/CBS 11)	7:00 p.m.

## REGULAR SEASON

Sun., Sept. 7	@ Cleveland (FOX)	3:15 p.m.
Mon., Sept. 15	PHILADELPHIA (ESPN)	7:30 p.m.
Sun., Sept. 21	@ Green Bay (NBC)	7:15 p.m.
Sun., Sept. 28	WASHINGTON (FOX)	3:15 p.m.
Sun., Oct. 5	CINCINNATI (CBS)	3:15 p.m.
Sun., Oct. 12	@ Arizona (FOX)	3:15 p.m.
Sun., Oct. 19	@ St. Louis (FOX)	Noon
Sun., Oct. 26	TAMPA BAY (FOX)	Noon
Sun., Nov. 2	@ New York Giants (FOX)	3:15 p.m.
Sun., Nov. 9	BYE	
Sun., Nov. 16	@ Washington (NBC)	*7:15 p.m.
Sun., Nov. 23	SAN FRANCISCO (FOX)	*Noon
Thurs., Nov. 27	SEATTLE (FOX)	3:15 p.m.
Sun., Dec. 7	@ Pittsburgh (FOX)	*3:15 p.m.
Sun., Dec. 14	NEW YORK GIANTS (NBC)	*7:15 p.m.
Sat., Dec. 20	BALTIMORE (NFLN)	7:15 p.m.
Sun., Dec. 28	@ Philadelphia (FOX)	*Noon

Home games in CAPS. All kickoffs Dallas time.

\*Game dates, times and TV broadcast are subject to change.

---

Wild Card Weekend	Jan. 3-4, 2009
Divisional Playoffs	Jan. 10-11, 2009
Conference Championships	Jan. 18, 2009
Super Bowl XLIII (Tampa, Fla.)	Feb. 1, 2009
Pro Bowl (Honolulu, Hawaii)	Feb. 8, 2009
Super Bowl XLIV (Miami, Fla.)	TBD, 2010
Super Bowl XLV (Arlington, Texas)	TBD, 2011

## FINGERTIP INFORMATION

### OFFICE ADDRESS

Cowboys Center  
One Cowboys Parkway  
Irving, Texas 75063-4727  
Executive Office 972/556-9900  
Fax 972/556-9304  
Public Relations Department 972/556-9959

### COWBOYS TICKET OFFICE

Texas Stadium  
2401 E. Airport Freeway  
Irving, Texas 75062  
Ticket Office 972/785-5000

### Ticketmaster Outlets:

Fiesta, Macy's, Shops at Willowbend,  
Majestic Theatre and TBAAL

### Charge Tickets by Phone

Ticketmaster Outlets:  
214/953-1500



### HOME FIELD

Texas Stadium (Capacity 65,581)

### Helmet/Blue Jersey

Silver (PMS 8240)  
Blue (PMS 282)

### White Jersey

Royal Blue (PMS 661)  
Silver-Green (PMS 8280)

## 2008 TRAINING CAMP DATA

### OXNARD, CALIFORNIA

Residence Inn  
2101 Vineyard Ave.  
Oxnard, CA 93030  
805/278-2200

### PHONE NUMBERS:

Public Relations .....972/556-9959  
Public Relations Fax .....972/556-9918

Photos: Getty Images, James D. Smith, Paul Spinelli,  
University of Arkansas, University of South Florida

Staff Directory .....2

### THE FRONT OFFICE

Jones, Jerry .....6  
Jones, Stephen .....11  
Phillips, Wade .....13  
Coaching Staff .....15  
Player Personnel .....30  
Staff .....36

### THE PLAYERS

#### Players

Biographies, Veterans .....42  
Biographies, Rookies and First Year Players .....184

#### Rosters

2008 Rookies and First-Year Free Agents .....198  
2008 Veterans .....199  
All-Time, Coaches .....200  
All-Time, Alphabetical .....201  
All-Time, Numerical .....207  
All-Time, College .....213  
Honors, All-Time .....214  
Draft, All-Time (1960-2008) .....221  
Free Agency .....231

### 2007 SEASON

#### Statistics

Offense .....234  
Defense .....235  
Special Teams .....235  
Postseason, Offense .....236  
Postseason, Defense .....236  
Preseason .....237  
Team Game-by-Game .....238  
Individual Game-by-Game .....240  
Season at a Glance, 2007 .....245

### THE RECORDS

Statistical Leaders, All-Time .....256  
Team Statistics by Year .....259  
Statistical Leaders by Year .....263  
Individual Records .....270  
Team Records .....280  
Largest Margin of Victory/Defeat .....288  
Record Temperatures .....288  
Longest Plays .....289  
Big Days .....291  
Last Time .....293

### THE PLAYOFF RECORDS

Playoff History .....296  
Statistical Leaders, All-Time .....298  
Individual Records .....274  
Team Records .....300  
Big Days .....307  
Longest Plays .....308  
A Championship Tradition .....310

### THE HISTORY

Season Results, All-Time .....312  
Opponents .....360  
Hall of Fame .....370  
Ring of Honor .....380  
Historical Highlights .....384  
Attendance .....397  
Cowboys During the Week .....398  
Cowboys on Thanksgiving Day .....398  
Cowboys on Monday Night .....399  
Cowboys Indoors .....400  
Overtime Games .....401

### THE SIDELINES

The Stadiums .....404  
Training Camp .....409  
Cowboys on the Web .....410  
Cowboys on the Road .....410  
Cheerleaders .....411  
Cowboys on Radio .....412  
Cowboys on Television .....413  
Cowboys in Print .....413  
Community Outreach .....414  
NFL Standings, 2007 .....422  
NFL Schedule, 2008 .....423

# Dallas Cowboys Club Directory

## EXECUTIVE STAFF

- Jerry Jones**, Owner, President and General Manager  
**Marylyn Love**, Executive Assistant to the Owner, President and General Manager  
**Stephen Jones**, Chief Operating Officer/Executive Vice President/Director of Player Personnel  
**Sha Moffett**, Executive Assistant to the Chief Operating Officer  
**Charlotte Anderson**, Executive Vice President/VP of Brand Management/President Charity Foundation  
**Laura Miller**, Manager, Branding and Special Events  
**Jerry Jones, Jr.**, Executive Vice President/Chief Sales and Marketing Officer  
**Erin Boyd**, Executive Assistant to the Chief Sales and Marketing Officer  
**Alec Scheiner**, Senior Vice President and General Counsel  
**Diana Lambert**, Legal Assistant to Senior Vice President and General Counsel

## COACHING STAFF

- Wade Phillips**, Head Coach  
**Laura Fryar**, Assistant to the Head Coach  
**Dave Campo**, Secondary  
**Jason Garrett**, Assistant Head Coach/Offensive Coordinator  
**John Garrett**, Tight Ends  
**Todd Grantham**, Defensive Line  
**Reggie Herring**, Linebackers  
**Hudson Houck**, Offensive Line  
**Joe Juraszek**, Strength and Conditioning  
**Brett Maxie**, Assistant Secondary  
**Dat Nguyen**, Assistant Linebackers/Defensive Assistant  
**Tony Ollison**, Assistant Strength and Conditioning  
**Skip Peete**, Running Backs  
**Wes Phillips**, Quality Control/Offensive Assistant  
**Bruce Read**, Special Teams  
**Ray Sherman**, Wide Receivers  
**Brian Stewart**, Defensive Coordinator  
**Wade Wilson**, Quarterbacks  
**Dina Ferreira**, Assistant to Assistant Coaches and Operations

## MEDICAL

- Jim Maurer**, Head Athletic Trainer  
**Britt Brown**, Associate Athletic Trainer  
**Greg Gaither**, Assistant Athletic Trainer  
**Dr. Dan Cooper**, Team Physician  
**Dr. Andrew Dossett**, Team Physician  
**Dr. Robert Fowler**, Team Physician  
**Dr. J.R. Zamorano**, Team Physician

## EQUIPMENT

- Mike McCord**, Equipment Manager  
**Bucky Buchanan**, Assistant Equipment Manager  
**Mike Kurowski**, Assistant  
**Steve Mangus**, Assistant

## VIDEO

- Robert Blackwell**, Director of Video  
**Steve Gagliardino**, Assistant Director of Video  
**Sam Cromley**, Assistant

## PLAYER PERSONNEL

- Tom Ciskowski**, Director of College and Pro Scouting  
**Todd Williams**, Assistant Director of Player Personnel  
**Connie Shaffer**, Contract Administrator  
**Adam Prasifka**, Player Personnel  
**Chris Hall**, College Scouting Coordinator  
**Drew Fabianich**, National College Scout  
**Walter Juliff**, National College Scout  
**Bill Dekraker**, College Scout  
**Sam Garza**, College Scout  
**Mitch LaPoint**, College Scout  
**Henry Sroka**, College Scout  
**John Wojchiechowski**, College Scout  
**Judd Garrett**, Assistant Director of Pro Scouting  
**Will McClay**, Pro Scout  
**Keith O'Quinn**, Pro Scout  
**Jim Dodson**, Pro Scouting Assistant  
**Rich Behm**, Scouting Assistant

## FOOTBALL OPERATIONS

- Bruce Mays**, Director of Football Operations  
**Craig Glieber**, Assistant Director of Football Operations  
**Larry Wansley**, Director of Team Security

## PLAYER DEVELOPMENT

- Bryan Wansley**, Director of Player Development  
**Calvin Hill**, Consultant  
**Dr. Jacqualene Stephens**, Mental Health Consultant

## HUMAN RESOURCES

- Heidi Weingartner**, Director of Human Resources  
**Janette Scott**, Receptionist

## DIVERSITY AFFAIRS/PLAYER ALUMNI AFFAIRS

- Vincent Thompson**, Chief Diversity Officer/Player Alumni Affairs

## STADIUM DEVELOPMENT AND COMMUNITY AFFAIRS

- Jud Heffin**, Director of Stadium Development  
**Cynthia Basciano**, Assistant to Director of Stadium Development  
**Jack Hill**, Stadium Construction Manager  
**Susan E. Skaggs**, Director of Civic Affairs  
**Paul Turner**, Director of Event Operations - New Stadium

## PUBLIC RELATIONS

**Rich Dalrymple**, Director of Public Relations  
**Scott Agulnek**, Public Relations Assistant  
**Jancy Briles**, Public Relations Assistant  
**Emily Robbins**, Director of Community Relations  
**Whitney Brandon**, Community Relations Assistant

## MARKETING

**Greg McElroy**, Senior Vice President of Sales and Marketing  
**Stacie Jones**, Executive Assistant to Senior Vice President of Sales and Marketing  
**Chad Estis**, Vice President of Sales and Marketing  
**Michael Alford**, Senior Director of Corporate Partnerships and Sales  
**Travis Clark**, Senior Director of Suite Sales and Service  
**Kasey Mesa**, Senior Manager of Suite Sales  
**John Hickman**, Senior Director of New Business Development/Mobile Marketing/Training Camp  
**Robin Woith**, Senior Director of Sales and Marketing  
**Brett Daniels**, Director of Client Services and Corporate Communications  
**Kurt Daniels**, Director of Publications  
**Doug Dawson**, Director of Ticket Sales and Service  
**Al Guido**, Ticket Sales Manager  
**Todd Fleming**, Ticket Sales Manager  
**Michelle Hayes**, Director of Graphic Design  
**Jason Koettel**, Director of Database Marketing  
**Craig Zurek**, Director of Media Sales and Development  
**Jeremy Armstrong**, Manager of Game Day Entertainment and Youth Camps

## TICKET OPERATIONS

**Carol Padgett**, Director of Ticket Operations  
**Ann Bihari**, Director of Ticket Operations – New Stadium  
**Tammy Dunaway**, Assistant Director of Ticket Operations  
**Kristi Behlmann**, Suite Ticket Representative  
**Darnella Davidson**, Ticket Representative  
**Kristy Grissom**, Office Manager  
**Sonia Hacic**, Box Office Manager  
**Andrea Payne**, Ticket Representative  
**Christopher Rogers**, Ticket Representative  
**Krishna Tuttle**, Ticket Representative  
**Casey Yocom**, Ticketing Systems Analysis

## OPERATIONS/PRACTICE FIELDS

**Chris Morrow**, Field Supervisor  
**Kathy Coleman**, Mail Room/Supplies  
**Wes Marshall**, Mail Room Assistant  
**Al Walker**, Facility Assistant

## INTERNET TECHNOLOGY

**Derek Eagleton**, Director of Internet  
**Mickey Spagnola**, Columnist  
**Nick Eatman**, Beat Writer  
**Rob Phillips**, Beat Writer  
**Alan Larkin**, Operations Coordinator  
**Jeremy Lipsey**, Multimedia Coordinator  
**Lauren Whitaker**, Content Coordinator

## ACCOUNTING

**George Mitchell**, Chief Financial Officer  
**Keri Driver**, Assistant to Chief Financial Officer  
**David Frey**, Vice President of Accounting/Finance  
**Connie Toevs**, Controller, Blue Star  
**Tom Walker**, Tax Director  
**Pat Byrne**, Purchasing Manager  
**Gwendolyn Bugayong**, Accounting Controller  
**Melissa Gleason**, Assistant Controller  
**Alisha Dietz**, Payroll  
**Michelle Rennie**, Staff Accountant  
**Cary Carter**, Accounting Staff  
**Tommi Fielden**, Accounting Staff  
**Pam Ledsinger**, Accounting Staff  
**Matt Patterson**, Accounting Staff

## INFORMATION TECHNOLOGY

**Pete Walsh**, Director of Information Technology  
**David Brigner**, Director of Business Systems  
**David Land**, Networking and Infrastructure Manager  
**Al Gibson**, Network Engineer  
**Jayd Yoshino**, Network Engineer  
**Ben Barnes**, Network Administrator  
**Les Gaylor**, Network Administrator  
**David Burch**, Senior Software Developer  
**Ryan Burns**, Applications Developer  
**Tom Woods**, Applications Developer  
**Ashley Pierre**, Business Systems Engineer  
**Sarah Herbst**, EDI Systems Analyst  
**Jerred McNiell**, Systems Administrator

## BLUE STAR MEDIA

**Scott Purcell**, Director of Broadcasting  
**Victor Villalba**, Manager of Spanish Language Properties  
**Jeff Vick**, Creative Production Manager  
**Roxanne Medina**, Broadcast Producer  
**Kevin Timmons**, Producer and Editor  
**Chris Behm**, Videographer  
**Nikki Harrison**, Blue Star Media Traffic Administrator  
**Jon Ingham**, Blue Star Media Senior Producer  
**Douglas Barricklow**, Blue Star Media Imaging and Production  
**Dave Ernst**, Blue Star Media Technical Director  
**Bill Carruthers**, Blue Star Media Videographer and Editor

## DALLAS COWBOYS CHEERLEADERS

**Kelli McGonagill Finglass**, Director of Dallas Cowboys Cheerleaders  
**Rachel Durbin**, Assistant Director  
**Judy Trammell**, Head Choreographer  
**Dan Devens**, Operations Manager  
**Miko Bagley**, Marketing Coordinator

# Texas Stadium Corporation

## FRONT OFFICE

**Bruce Hardy**, Vice President and General Manager  
**Stephanie Downes**, Executive Assistant to Vice President and General Manager  
**Ron Underwood**, Director of Operations  
**Steve Epperson**, Administrative Assistant/  
 Operations  
**Glenn Kimberlin**, Administrative  
 Assistant/Operations  
**Becky Elliott**, Administrative Assistant  
**David Lavender**, Director of Maintenance  
**Terri Van Hooser**, Contoller  
**Bobbi Cheney**, Senior Accountant  
**Susan Van Dyke**, Accounts Payable  
**Jennifer Gowans**, Payroll Liaison  
**Denise Chavez**, Accounts Receivable  
**Valerie Kline**, Accounting Staff

## FOOD AND BEVERAGE


**Amy L. Phillips**, Vice President of Food and  
 Beverage  
**George Wasai**, Director of Concessions  
**Jeannie Sprufere**, Director of Suite Services  
**Heather Fuxa**, Suite Operations Manager  
**Adrienne Christen**, Suite Services Coordinator  
**Elaine Price**, Suite Services Coordinator  
**Eduardo Alvarez**, Executive Chef  
**Felipe Tirado**, Executive Sous Chef  
**Gabriel Malagon**, Sous Chef  
**Isidro Guerrero**, Banquet Sous Chef  
**Vicky Ezell**, Food and Beverage Manager  
**Carter Helwig**, Beverage Coordinator  
**Kevin Smith**, Assistant Beverage Manager  
**Rich Post, Jr.**, Assistant Director of Concessions  
**Roderick Mitchell**, Concessions Manager  
**Erin Taylor**, Concessions Assistant  
**Sarah Christie**, Corporate Catering Sales Manager  
**CJ Adamczyk**, Catering Sales Manager  
**Kay Dutson**, Catering Sales Coordinator

# Cowboys Merchandising Limited


## ADMINISTRATION

**Bill Priakos**, Vice President of Dallas Cowboys  
 Merchandising  
**Lacy Copeland**, Sales Administration  
**Dale Knox**, Director of Operations  
**Jeff Coleman**, Director of Retail Merchandising  
**Mark Marsh**, National Sales Manager  
**Doug Mefford**, Operations Manager  
**Neil Wiseman**, General Merchandise Manager  
**Bill Littleton**, Creative Manager  
**Jennifer Parker**, Customer Service Manager  
**Sue Costa**, Account Manager  
**Scott Canfield**, Account Manager

**Todd Grizzle**, Account Manager  
**Renate Kaaa**, Account Manager  
**Ana Amman**, Merchandise Manager  
**Daniel Melin**, Merchandise Manager  
**Brent Morris**, Merchandise Manager  
**Shannon Gross**, Internet/Fan Club Manager  
**Jessica Anderson**, Special Projects Manager  
**Matt Owens**, Buyer  
**Amon Simmons**, Buyer  
**Doug Aydelotte**, Game Day Sales Manager  
**Donna Wade**, Assistant Controller  
**David Lee**, Accounts Receivable Manager



**THE  
FRONT  
OFFICE**





# JERRY JONES

Owner, President,  
and  
General Manager



In one of the most dramatic eras of ownership in professional sports, Jerry Jones' stewardship of the Dallas Cowboys has brought unprecedented results and success to one of the world's most popular sports entities. Aside from being one of only four current owners to guide their franchises to at least three Super Bowl titles, Jones is also one of the most active figures in the area of service to the leadership of the NFL. His contributions are visible on a daily basis with his participation on a wide range of committees that assist in maintaining the NFL's current level of success and stature.

Highlighted by Super Bowl victories following the 1992, 1993 and 1995 seasons, Jones became the first owner in NFL history to guide his team to three league championships in his first seven years of ownership. In 1995, Dallas also became the first team in NFL history to win three Super Bowls in four seasons while tying the NFL record for most Super Bowl victories by an organization with five.

By 1999, the first decade of Jones's ownership closed with eight playoff appearances, six division titles, four conference championship game appearances and three world crowns. Dallas closed the millennium as the NFL's "Team of the Decade" for the 1990s. In 2007, the Cowboys added their seventh division crown and advanced to their 10<sup>th</sup> playoff appearance under Jones's leadership.

Although his stewardship of the organization has brought championships and a generous compliment of the game's brightest stars to the region, the future success of the team and its new stadium provide the driving inspiration for the entire Jones Family. The new Dallas Cowboys Stadium in Arlington, Texas will serve as the beacon that will help North Texas stake its claim as a major focal point on the sporting and entertainment landscapes of this country.

Scheduled to open for the 2009 NFL season, the state of the art home of the Cowboys will serve as a powerful catalyst to attract a wide range of national and international events that will vividly help define the future of the region for generations to come. That process is already underway as the Cowboys and North Texas will play host to Super Bowl XLV in Arlington following the 2010 NFL season.

Since he took over as general manager in 1989, the Cowboys have drafted 23 different players who have gone on to appear in a combined total of 80 Pro Bowls. Dallas has also signed nine free agent players who have made 21 Pro Bowl appearances while representing the Dallas Cowboys. Since 1989, the Cowboys have made 120 trades, the most celebrated of which was the 1989 deal that sent Herschel Walker to the Minnesota Vikings and provided the personnel foundation for three league titles.

In selecting the on-the-field leadership for the Cowboys, Jones hired a pair of coaches who won

three Super Bowls in Dallas: Jimmy Johnson (1992-1993) and Barry Switzer (1995). Chan Gailey followed with a division title and playoff appearances in 1998 and 1999. In 2003, Jones successfully recruited two-time Super Bowl winner Bill Parcells to Dallas, and Parcells directed the team to three winning seasons and two playoff trips in four seasons. In February of 2007, Jones added another successful NFL head coach in Wade Phillips, who in his first season, guided the Cowboys to a club-record tying 13-3 regular season record and the organization's 20<sup>th</sup> division title.

In the last 30 years, 32 different owners have entered the National Football League. Of that group, only Jerry Jones and Robert Kraft of New England have guided their franchises to more than two Super Bowl championships. Moreover, Jones joins Art Rooney, Jack Kent Cooke, Al Davis, Eddie DeBartolo and Kraft as the only men to have won at least three Super Bowls as NFL owners.

On the league front, he actively contributes his vision and enthusiasm to enhancing the NFL's status as the world's premier professional sports league by serving on a wide range of league committees. Jones is currently the Chairman of the NFL Network Broadcast Committee, and he is a member of the Management Council Executive Committee, the Special Committee on League Economics and the Pro Football Hall of Fame Committee. Jones also served on the committee that was charged with overseeing the search for a successor to retired NFL Commissioner Paul Tagliabue – a search that successfully landed current NFL Commissioner Roger Goodell in September of 2006. In addition, Jones has served two prior terms as a member of the NFL's Competition Committee as well as a stint on the Business Ventures Committee.

His contributions and innovations in the areas of marketing, corporate sponsorships, television, stadium management, stadium development and community service have made a visible imprint on the ever evolving face of professional sports in America. Since becoming involved with the Cowboys, Jones's accomplishments have been recognized through his induction into the Texas Sports Hall of Fame (2007), the Texas Business Hall of Fame (2005), the Arkansas Sports Hall of Fame (1999) and the Missouri Sports Hall of Fame (1998). In August of 2007, he also served as the presenter for Michael Irvin's induction into the Pro Football Hall of Fame.

As a co-captain of the 1964 National Championship Arkansas Razorbacks, Jones is one of a very small number of NFL owners who actually earned a significant level of success as a football player. He is the only man in the history of the National Football League to play for a collegiate national championship football team and own a Super Bowl winner. A man of varied interests who will not rest on yesterday's achievements, he is a dedicated business-



man and family man – sharing a vivid enthusiasm for both.

Although Jones and his family are very involved in numerous civic and charitable causes, the Joneses have left an indelible local and national impression on the philanthropic landscape with their love and dedication to The Salvation Army.

For the past 11 seasons, the Jones family has dedicated the Cowboys Thanksgiving Day halftime show as a national showcase to kick off The Salvation Army's annual Red Kettle Drive. Through the donation of national television air-time, the event has created a new holiday tradition, while helping to increase donations to The Salvation Army's annual fund raising efforts by hundreds of millions of dollars. Major George Hood of The Salvation Army states that "by presenting the National Kettle Kickoff on Thanksgiving Day, the Dallas Cowboys have helped the Army raise over one billion dollars in the past 11 years." Reba McEntire, Randy Travis, Clint Black, Jessica Simpson, Billy Gilman, Creed, LeAnn Rimes, Toby Keith, Destiny's Child, Sheryl Crow, Carrie Underwood and Kelly Clarkson have provided the entertainment for the last 11 holiday extravaganzas.

The Salvation Army points to the annual Cowboys kickoff event as one of the most effective, creative and important innovations that has been developed in the long and storied history of the organization.

The Joneses received the Evangeline Booth Award in 1999, one of the Army's highest national community service awards and have been selected for membership into the prestigious Salvation Army William Booth Society. Gene and Jerry were also named to the Army's National Advisory Board in April of 1998 shortly after being named the organization's Partners of the Year in 1997. In April of 2007, Gene and Jerry Jones served as the honorary chairpersons for the Salvation Army's National Advisory Organizations Conference (NAOC) that was held in Dallas.

For 10 years, Gene and Jerry Jones served as hosts and underwrote the costs for the Super Lunch,

a fundraising event for The Salvation Army Irving Corps Community Center. In 1998, the Gene and Jerry Jones Family Center for Children opened in conjunction with The Army.

As part of the Jones Family and the Dallas Cowboys commitment to Arlington, Texas, the future home of the club's new stadium, Gene and Jerry Jones Family Charities will donate \$16.5 million to non-profit organizations serving youth in Arlington over the next 33 years.

In 2001, the Joneses were awarded the Chairman's Award by The Boys and Girls Clubs of America. In June of 2002, Gene and Jerry Jones were recognized as the recipients of the Children's Champion Award for Philanthropy that was presented by the Dallas for Children organization. In 2003, the Family Gateway organization of Dallas presented Gene and Jerry with the Annette G. Strauss Humanitarian Award. In April of 2005, Gene and Jerry were recipients of the Hope Award, the highest community service recognition awarded by the Lone Star Chapter of the National Multiple Sclerosis Society.

The Jones family is very involved with several other community-related organizations, including Children's Medical Center of Dallas, Happy Hill Farm Academy/Home, the National Board for The Boys and Girls Clubs of America, the Kent Waldrep Paralysis Foundation, The Rise School of Dallas, The Family Place and The Family Gateway.

Jerry (10/13/42) and Gene live in Dallas. They have three children, Stephen, Charlotte and Jerry, Jr., and nine grandchildren.

Stephen (6/21/64) is a graduate of the University of Arkansas and serves as the Cowboys Chief Operating Officer/Executive Vice President/ Director of Player Personnel. Charlotte (7/26/66) is a Stanford graduate and serves as the Cowboys Vice President/Director of Charities and Special Events. Jerry Jr. (9/27/69), a graduate of Georgetown University who earned his law degree from Southern Methodist University, is the Cowboys Chief Sales and Marketing Officer/Executive Vice President.

## Chronology Since 1989:

**February 25, 1989** – Jones purchases the Dallas Cowboys and the lease to manage Texas Stadium from H.R. "Bum" Bright. Jerry Jones names Jimmy Johnson as the new head coach.

**April 20, 1989** – Jones completes negotiations on Troy Aikman's contract – a six-year deal that is completed four days before Aikman is the top overall selection in the 1989 NFL Draft.

**October 12, 1989** – Herschel Walker is traded to Minnesota for five players, six conditional draft choices and a 1992 first round draft choice. Among the players who actually came to Dallas as a result of the trade include Ermmitt Smith, Russell Maryland, Kevin Smith and Darren Woodson.

**August 10, 1990** – The Cowboys first-ever in-state training camp concludes at St. Edward's University in Austin. Over 100,000 fans attend workouts, while more than 400 media credentials are issued in the three-plus weeks of work. Austin officials estimate the camp brought an additional \$3.2 million of income into the Austin area.

**September 5, 1990** – The Cowboys trade Steve Walsh to the New Orleans Saints for a first and third round draft choice in 1991 and a conditional second round pick in 1992.

**April 19, 1991** – A deal is made to bring the first overall selection in the 1991 NFL Draft to Dallas in exchange for a first and second round selection and three veteran players. Dallas selected Outland Trophy winner Russell Maryland with the top pick.

**April 21-22, 1991** – In an unprecedented action among NFL clubs, the Cowboys sign their top three draft choices on draft day. The team also drafts a club record 17 players.

**July 16, 1991** – The Cowboys open training camp in Austin with all 17 of their draft choices under contract. Dallas concludes its second training camp at St. Edward's University with over 75,000 fans attending the Cowboys practices.

**November 24, 1991** – The Cowboys end the Redskins' 1991 undefeated streak at 11 games with a 24-21 victory at RFK Stadium.

**December 15, 1991** – Dallas defeats Philadelphia, 25-13, at Veterans Stadium to secure a wild card playoff spot. The victory marks the team's first trip to the playoffs since 1985.

**December 22, 1991** – Dallas closes the 1991 season with a 31-27 win over Atlanta, marking the team's best record (11-5) since 1983.

**January 5, 1992** – Dallas defeats Chicago by a 17-13 score in an opening round playoff game at Soldier Field. The victory marks the Cowboys first playoff win since 1982, and the first playoff win on the road since 1980.

**May 1, 1992** – Jerry Jones is appointed to the NFL's Competition Committee by Commissioner Paul Tagliabue. Jones becomes the first owner to serve on the prestigious committee since the death of Cincinnati's Paul Brown.

**December 21, 1992** – Before a national television audience on ABC's Monday Night Football, the Cowboys defeat the Atlanta Falcons (41-17) at the Georgia Dome to claim the NFC Eastern Division Championship. The victory marks the Cowboys first divisional title since 1985. It is the 14th divisional title in club history.

**December 23, 1992** – Six players from the Cowboys offense are selected to play in the Pro Bowl. The six players establish a Dallas Cowboys record for most offensive players selected to the Pro Bowl.

**December 27, 1992** – Dallas defeats Chicago by a 27-14 score at Texas Stadium. The victory is the 13th of the year for Dallas, establishing a new club record for victories in a season. Emmitt Smith finishes the season with 1,713 rushing yards, enabling him to become the first player to win back-to-back NFL rushing titles since Eric Dickerson (1983-84).

**December, 1992** – The Cowboys set a team record for road attendance by averaging 72,523 fans-per-road game. The team also played before a sold-out stadium in all 16 regular season games.

**January 10, 1993** – In their first home playoff game since 1983, Dallas hands NFC East rival Philadelphia a 34-10 defeat in an NFC Divisional Playoff Game.

**January 17, 1993** – In their first NFC Championship Game since 1982, the Cowboys defeat the San Francisco 49ers by a 30-20 score at Candlestick Park. The victory sends Dallas to Super Bowl XXVII in Pasadena, marking the Cowboys first Super Bowl trip since 1978.

**January 31, 1993** – While making a NFL record sixth Super Bowl appearance, the Cowboys defeat Buffalo 52-17 in Super Bowl XXVII at the Rose Bowl in Pasadena. Troy Aikman was named the game's MVP after throwing four touchdown passes. The Super Bowl crowd of 98,374 becomes the largest crowd to ever witness a Cowboys game. The game was witnessed by 133.4 million television viewers, making Super Bowl XXVII the most watched event in television history.

**March 5, 1993** – The Super Bowl Champion Dallas Cowboys become the first athletic team to visit the White House under President Bill Clinton's administration. The visit to the White House is the first in club history.

**December 28, 1993** – An NFC record 11 Dallas players are selected to the Pro Bowl. That group includes a club record eight offensive selections (seven Pro Bowl starters).

**January 2, 1994** – The Cowboys defeat the N.Y. Giants 16-13 in overtime at the Meadowlands. The victory clinches the Cowboys second straight NFC East title and the 15th division crown in club history.

**January 2, 1994** – Emmitt Smith finishes the season with 1,486 yards to earn his third straight

NFL rushing crown. He becomes just the fourth man in NFL history to win three consecutive rushing titles. He is also named Associated Press NFL Player of the Year, the first Cowboy so honored.

**January 23, 1994** – Dallas defeats San Francisco 38-21 in the NFC Championship Game at Texas Stadium. The victory gives the Cowboys an NFL-record seventh conference championship in the first conference title game to be played at Texas Stadium since Jan. 1, 1978.

**January 30, 1994** – Dallas becomes one of just three NFL teams to win four Super Bowls by defeating Buffalo (30-13) in Super Bowl XXVIII at the Georgia Dome in Atlanta. The victory enables the Cowboys to become the only franchise in NFL history to win more than one Super Bowl under two different owners. The game featured two rushing touchdowns by Super Bowl MVP Emmitt Smith.

**March 30, 1994** – Barry Switzer is named the new head coach of the Dallas Cowboys – and the third head coach in team history. Switzer replaces Jimmy Johnson, who stepped down as the Cowboys head coach the previous day. December, 1994 – For the second straight season, the Cowboys send a club and NFC record 11 players to the Pro Bowl.

**January, 1995** – The Cowboys set a Texas Stadium record for home attendance with an average crowd of 64,579, the first time Dallas has averaged over 64,000 fans-per-game at Texas Stadium. The previous record was 63,943 set in 1981.

**January 15, 1995** – The Cowboys play in their third NFC Championship Game of the decade. The Cowboys are the only NFL team to play in multiple conference championship games in each decade of the team's existence. December 24, 1995 – Dallas wraps up its fourth straight NFC Eastern Division title – a feat no other NFC East team had accomplished other than the Cowboys teams from 1976 to 1979.

**December 25, 1995** – Emmitt Smith closes the season with a team record 1,773 rushing yards and an NFL record 25 rushing touchdowns. Smith led the NFL in rushing for the fourth time in five years, becoming just the fifth player in NFL history to win at least four rushing titles.

**December, 1995** – Ten Cowboys are selected to the NFC Pro Bowl squad. Since 1993, Dallas has earned 32 Pro Bowl selections – the most ever by one team over a three-year period.

**January 14, 1996** – The Cowboys win an NFL record eighth conference championship game by defeating the Green Bay Packers 38-27 at Texas Stadium. The victory marked the Cowboys third NFC title in four years.

**January 28, 1996** – Dallas becomes the first team in NFL history to win three Super Bowls in a four-year period by defeating the Pittsburgh Steelers 27-17 in Super Bowl XXX at Sun Devil Stadium in Tempe, Ariz. The game is witnessed by 138.4 million television viewers, making Super Bowl XXX the most watched event in television history. The victory enables Dallas to earn its fifth Super Bowl title – joining the San Francisco 49ers as the second NFL franchise to win five Super Bowls. The Cowboys have appeared in an NFL record eight Super Bowls. Dallas also became the first NFL franchise to win Super Bowls with three different head coaches.

**December 15, 1996** – The Cowboys clinch a fifth straight division title with a 12-6 win over the New England Patriots at Texas Stadium. The cham-

championship enables the Cowboys to become the first team in NFL history to win five straight NFC Eastern Division crowns.

**January 5, 1997** – Dallas closes the post-season with a divisional playoff loss at Carolina. The loss marks the first time since the 1991 season that the Cowboys were unable to reach the NFC title game.

**December, 1997** – The Cowboys close the 1997 season with a 6-10 record, marking the team's first non-playoff season since 1990.

**February 12, 1998** – Jerry Jones names Chan Gailey as the fourth head coach in the history of the Dallas Cowboys franchise. Gailey, who had previously served as the Pittsburgh Steelers offensive coordinator, replaces Barry Switzer, who resigned from his position on January 9.

**July 15, 1998** – The Cowboys open training camp at Midwestern State University in Wichita Falls, Texas. Attendance figures for the four-week camp exceed 100,000.

**November 8, 1998** – With 163 yards on 29 carries in a 16-6 win over the New York Giants, Emmitt Smith becomes the Dallas Cowboys all-time leading rusher. Smith's performance against New York pushes him past Tony Dorsett (12,036) and into the Cowboys top spot.

**December 20, 1998** – After a one-year absence from post-season play, the Cowboys clinch their sixth NFC Eastern Division title in the last seven years with a 13-9 win over Philadelphia at Texas Stadium. The 1998 division crown is the 19th division championship (15th NFC East title) in the club's 39-year history.

**December 27, 1998** – After scoring a first-half touchdown on a one-yard run against the Redskins at Texas Stadium, Emmitt Smith becomes the NFL's all-time leader in rushing touchdowns, moving ahead of Marcus Allen (123). Smith would later add a 26-yard touchdown run in the second quarter to bring his league record total to 125 by season's end. The Cowboys closed the year with a 23-7 victory over Washington and a 10-6 record, enabling Dallas to become the first team in the history of the NFC East to post an 8-0 record in division play.

**December 24, 1999** – The Dallas Cowboys NFL-record of consecutive games in front of sold out stadiums came to an end in a Christmas Eve game against the New Orleans Saints in the Louisiana Superdome. The streak, which included home and away games, came to a halt after 160 games. It began on Dec. 23, 1990 at Philadelphia's Veterans Stadium and included 79 straight sell-outs at Texas Stadium (including playoffs) and 81 straight sell-outs on the road (including playoffs).

**January 2, 2000** – The Cowboys close the century as the NFL's most successful team in the decade of the 1990s. From 1990 to 1999, Dallas qualified for the playoffs eight times, won six division titles, made four trips to the conference championship game and won three Super Bowls. The 1999 season ends with an 8-8 regular season record and a wild card playoff loss at Minnesota on Jan. 9, 2000.

**January 26, 2000** – Jerry Jones names Cowboys defensive coordinator Dave Campo as the fifth head coach in franchise history. Campo spent the previous 11 seasons as an assistant coach in Dallas and was the defensive coordinator for the 1995 team that won Super Bowl XXX.

**August 27, 2001** – Dallas defeats Oakland in a preseason American Bowl game in Mexico City that marks the Cowboys ninth international game. With stops in England (2), Japan (2), Mexico (4) and Canada (1), the Cowboys have played more international games than any other team in the NFL.

**October 27, 2002** – In a 17-14 loss to the Seattle Seahawks at Texas Stadium, Emmitt Smith moved past Walter Payton to become the all-time NFL rushing leader. Smith finished the 2002 season, and his Dallas Cowboys career, with 17,162 yards, 436 more than Payton's previous career mark of 16,726.

**January 2, 2003** – Jerry Jones names Bill Parcells as the sixth head coach in Dallas Cowboys franchise history. Parcells, a two-time Super Bowl winner with the New York Giants, replaces Dave Campo.

**December 21, 2003** – The Cowboys topped the N.Y. Giants to record their 10th win of the season, securing a wild card berth in the playoffs. It was the club's 27th postseason appearance, extending their NFL record. It was also the 24th season in franchise history that the club had posted at least 10 wins, also a league record.

**November 2, 2004** – With 55% of the vote, the citizens of Arlington, Texas overwhelming support a stadium referendum at the polls. The public-private partnership between the City of Arlington and the Dallas Cowboys will fund a retractable roof stadium with capacity for up to 90,000 people in the heart of Arlington's entertainment district. With over \$400 million committed by the team and stadium users, it will be the largest private investment in a stadium in NFL history, and the stadium will give North Texas the ability to bring major events like the Super Bowl and the NCAA Final Four to the region.

**September 19, 2005** – Troy Aikman, Michael Irvin and Emmitt Smith, the cornerstone players of the three-time Super Bowl Champion Cowboys teams of the 1990's became the 15th, 16th and 17th members of the club's Ring of Honor. The trio finished their Cowboys career holding almost every major passing, receiving and rushing record while helping the organization become the NFL's Team of the Decade for the '90s. A record crowd of 65,207 fans pack Texas Stadium to witness the halftime event during the Monday Night Football match-up against division rival Washington.

**December 24, 2005** – With a 24-20 win at Carolina, the Cowboys clinch the 29th winning season in the franchise's 46 years in operation. Dallas finished the year 9-7.

**January 1, 2006** – The Cowboys played in front of 63,131 fans in the regular season finale at Texas Stadium on Jan. 1, 2006, pushing the club's all-time home attendance figure past the 20 million mark. Dating back to the 1960 franchise opener at the Cotton Bowl, 20,002,761 fans have now seen the Dallas Cowboys in person at the Cotton Bowl and Texas Stadium.

**April 10, 2006** – Ground was broken on the new Dallas Cowboys Stadium in Arlington, Texas. The state-of-the-art venue is scheduled for completion by the start of the 2009 NFL season and will accommodate between 80,000 and 100,000 fans.

**August 5, 2006** – Three-time Super Bowl Champion quarterback Troy Aikman and six-time Pro Bowl tackle Rayfield Wright become the eighth and ninth former Cowboys to be enshrined in the Pro

Football Hall of Fame in Canton, Ohio. Aikman, the MVP of Super Bowl XXVII and the winningest quarterback of the 1990's is selected in his first year of eligibility. Wright, a member of the NFL's 1970s All-Decade team and two Super Bowl winning teams in Dallas is selected in his first year as a senior's committee nominee.

**December 16, 2006** – With a 38-28 win over the Atlanta Falcons in the Georgia Dome, the Cowboys secured a playoff berth en route to a 9-7 regular season record and a second place finish in the NFC East. The victory marked the organization's 28th postseason appearance, extending their NFL record.

**February 8, 2007** – Jerry Jones announced the appointment of Wade Phillips as the seventh head coach in Dallas Cowboys history. Phillips, who brought a previous 45-35 record as an NFL head coach to the club, replaced Bill Parcells who announced his retirement from coaching on January 22, 2007.

**May 22, 2007** – At NFL owners' meetings in Nashville, Tennessee, North Texas was selected to host Super Bowl XLV. The game will be played at the Cowboys new stadium in Arlington, Texas, on February 6, 2011. The first Super Bowl to be presented in North Texas was awarded on the fourth ballot of a vote by the NFL ownership.

**August 4, 2007** – Michael Irvin, a member of six divisional winners and three Super Bowl championship teams with the Cowboys of the 1990s, becomes the 10th former Dallas Cowboys player to be enshrined in the Pro Football Hall of Fame. Irvin, the Cowboys career leader in receptions and yardage, is presented by team owner Jerry Jones for induction at the ceremony in Canton, Ohio.

**December 9, 2007** – With a 28-27 win at Detroit, the Cowboys clinched the NFC Eastern Division title for the first time since 1998. The win gave Dallas its 20th division championship (16th NFC East). Dallas closed the season with an NFC-best 13-3 record, tying the club mark for regular season victories that was set in 1992.

**February 10, 2008** – A record 13 Dallas Cowboys participated in the Pro Bowl in Hawaii. Representing the club on offense were starters Tony Romo (QB), Terrell Owens (WR), Flozell Adams (LT), Andre Gurode (C), Leonard Davis (RG) and Jason Witten (TE). Marion Barber (RB) was a reserve for the NFC offense. On the defensive side, DeMarcus Ware (LB) and Ken Hamlin (FS) were starters while Roy Williams (SS), Terence Newman (CB) and Greg Ellis (LB) were reserves. Rookie placekicker Nick Folk was also selected.



*Stephen Jones, Jerry and Gene Jones, Charlotte Jones Anderson, and Jerry Jones, Jr.*



# STEPHEN JONES

**Chief Operating Officer,  
Executive Vice President,  
Director of Player Personnel**



With 19 years of NFL experience, Stephen Jones has established himself as one of the brightest and most versatile young executives in professional sports. Recognized as Owner Jerry Jones's right-hand man, Stephen is currently the Cowboys Chief Operating Officer, Executive Vice President, and Director of Player Personnel as well as President of Texas Stadium.

Jones is spearheading the club's new stadium efforts, overseeing the in-house development team while working directly with local government, community and business leaders. He was directly responsible for the club's successful referendum campaign in the fall of 2004 that saw the City of Arlington agree to join forces with the Cowboys in building a new state-of-the-art stadium that will open at the start of the 2009 season.

The new Dallas Cowboys Stadium in Arlington will serve as the beacon that will help North Texas stake its claim as a major focal point on the sporting and entertainment landscapes of this country. The state-of-the-art home of the Cowboys will serve as a powerful catalyst to attract a wide range of national and international events that will vividly help define the future of the region for generations to come.

That process is already underway as the Cowboys and North Texas will play host to Super Bowl XLV in Arlington following the 2010 NFL season. The new stadium has also become the home to the AT&T Cotton Bowl as well as a long-term site for the future of the Arkansas-Texas A&M football game – a series that will resume on an annual basis in Arlington starting in 2009.

As his stadium management duties are currently centered on every aspect of the new stadium in Arlington, Jones' stewardship of Texas Stadium will draw to a close following the Cowboys 2009 season. His efforts with historic Texas Stadium will leave behind a legacy of facility management that maximized the use and visibility of the venue into a year-round destination for sporting, entertainment, community and corporate events on an unprecedented level. His vast experience in stadium management, design and development has landed him a standing appointment on the NFL's New Stadium Committee.

On a day-to-day basis, he oversees the operations of the Dallas Cowboys and the team's current and future stadium venues. His work involves managing the organization's 300 employees, including the coordination of the Cowboys entire Player Personnel Department, overseeing the salary cap and all major player contract concerns.

Jones played an integral role in the team's rise from a 1-15 record in 1989 to being the NFL's "Team of the Decade" with three Super Bowl titles in the 1990s. As he enters his 19th NFL season, Jones is a driving force behind the Cowboys resurgence as

one of the elite level teams in the NFL. His recent work has seen the club restock its roster with some of the game's top young talent, and the recent results have produced winning records in three of the last four seasons and a pair of playoff appearances over that same span.

Jones was the key negotiator in the work that brought All-Pro wide receiver Terrell Owens to the Cowboys in March of 2006. He also took the lead in negotiating the contracts for other recent free agents such as offensive linemen Leonard Davis and Kyle Kosier and safety Ken Hamlin.

Over a one week span in the spring of 2005, Jones was instrumental in the distribution of \$30 million in signing bonus money to quarterback Drew Bledsoe, defensive tackle Jason Ferguson, cornerback Anthony Henry and guard Marco Rivera. The signing of Ferguson, Henry and Rivera all took place in one day, March 3, the biggest signing day in club history.

The re-working of the Cowboys roster began in earnest in February, 2003 when, over a two-week span, Jones helped orchestrate the signing of tackle Flozell Adams to a long-term contract, the acquisition via trade and signing of wide receiver Terry Glenn from Green Bay and the unrestricted free agent signing of linebacker Al Singleton. Adams has since earned four Pro Bowl berths following the 2003, 2004, 2006 and 2007 seasons.

The last six draft classes (2002-2007) are proving to be the foundation for the future of the Cowboys with 13 current starters and nine All-Rookie Team members coming out of those selections. Those same drafts also produced seven Pro Bowl players who have collectively combined for 16 all-star game appearances in Roy Williams (2002 draft), Andre Gurode (2002), Terence Newman (2003), Jason Witten (2003), DeMarcus Ware (2005), Marion Barber (2005) and Nick Folk (2007).

In the ever evolving strategy that dictates a team's competitiveness in the current collective bargaining agreement, Jones's performance in managing the Cowboys salary cap has played a prominent role in the team's ability to compete at the NFL's highest level.

Jones's involvement in shaping the Dallas roster under the salary cap was critical in allowing the Cowboys to maintain one of the NFL's most talented core groups of players throughout the decade of the 1990s. His creativity and care taking of the Cowboys cap played a key role in the team's six division titles and four conference championship game appearances.

During a historic two-year period of time, Jones was involved in signing five Cowboys stars that were considered the best players in the game at their respective positions. Between September of 1993

and September of 1995, Jones helped orchestrate contract agreements with running back Emmitt Smith, quarterback Troy Aikman, fullback Daryl Johnston, wide receiver Michael Irvin and cornerback Deion Sanders.

Jones has enjoyed a life-long association with the game of football. A four-year letterman as a linebacker and special teams standout at the University of Arkansas, Jones was a starter for the Razorbacks in the Orange Bowl Classic Game that followed the 1986 season. Prior to attending the University of Arkansas, Jones was an all-state quarterback and a three-year starter at Catholic High School in Little Rock, AR.

He graduated from Arkansas in 1988 with a degree in chemical engineering, and immediately went to work in the oil and gas business for JMC Exploration as an engineer.

On Feb. 25, 1989, Jerry Jones purchased the Dallas Cowboys and installed Stephen into a key front office position as one of three vice presidents with the club.

Jones is a member and past president of the Dallas Chapter of the Young Presidents' Organization. He serves on the board of directors for the SMU Athletic Forum, Cotton Bowl Athletic Association, Episcopal School of Dallas and Circle Ten Council of the Boy Scouts of America. Jones is also a member of the Dallas Citizens Council.

Jones (6/21/64) was born and reared in Little Rock. He is married to the former Karen Hickman of El Dorado, Ark., and the couple has three daughters and a son: Jessica (8/24/92), Jordan (10/8/93), Caroline (4/4/97) and John Stephen (4/19/99).





# WADE PHILLIPS

Head Coach



Wade Phillips was named the seventh coach in Dallas Cowboys history on February 8, 2007. A native Texan with a rich appreciation for the game of football in his home state, Phillips is the only head coach in franchise history to assume the Cowboys top job with previous coaching experience on the high school, collegiate and professional levels in the Lone Star State. Phillips has 31 years of NFL coaching experience – including six full seasons as a head coach and 20 years as a defensive coordinator.

In his six-plus years as a head coach, Phillips has produced a 61-42 regular season record and has guided his teams to four playoff appearances. He has had only one non-winning season as a head coach. His .592 career winning percentage in the regular season is sixth-best among active NFL head coaches with five-or-more years of head coaching experience entering the 2008 season. He trails Tony Dungy (.661), Mike Holmgren (.613), Bill Belichick (.611), Andy Reid (.611) and Mike Shanahan (.605) on the list of winningest active NFL head coaches in the regular season.

Phillips has a wealth of NFL experience both as a defensive coordinator and head coach. One of his trademarks has been the ability to immediately improve the teams he has worked with from his very first day on the job. The last seven times he has taken over as a head coach or defensive coordinator, his new team has reached the playoffs in his first season. Only once in those seven transitions has Phillips taken over a club that was coming off a winning record. Although he is noted as a very successful and innovative defensive mind, Phillips's teams have produced offensive units that finished the season ranked among the NFL's top-10 in five of his six full seasons as a head coach.

Phillips's results in his first year in Dallas exceeded all expectations while establishing several key milestones. The 2007 Cowboys tied the club record for regular season victories with a 13-3 mark en route to winning the NFC Eastern Division crown – the 20th division title in team history. While posting the first 12-1 record ever for a Cowboys team to start a season, the 2007 Dallas club closed the year with the NFL's third ranked offense and the ninth ranked defensive unit.

Under Phillips's guidance, the 2007 team also set a franchise and league record 13 players to the Pro Bowl. That group included six players who made the Pro Bowl for the first time in their NFL careers: running back Marion Barber, guard Leonard Davis, linebacker Greg Ellis, kicker Nick Folk, safety Ken Hamlin, and cornerback Terence Newman.

A proven winner in the NFL, Phillips understands what it takes to be successful. Over the past 19 years as a head coach or coordinator, he has been a part of only four teams that have had non-winning records. During that time he has worked with a defense that ranked in the NFL's top-10 nine times.

In seven of the last nine years he has worked with a defense that ranked in the top-10 against the run.

Prior to his arrival in Dallas, Phillips served as the defensive coordinator for the San Diego Chargers (2004-2006). After implementing his 3-4 defensive scheme, Phillips directed a unit that improved each season, moving from 18th in the NFL in total defense in his first season to 13th in 2005 and then 10th in 2006. His 2005 unit was the NFL's stingiest against the run with a league leading average of 84.3 yards-per-game allowed on the ground. In his first year in San Diego, the Chargers were even stingier, allowing just 81.7 rushing yards-per-game to rank third in the league.

The Chargers aggressive defense also cranked out a league-high 61 sacks in 2006, the second-most in club history. It was the second straight year the defense had shown improvement in that category, going from 29 sacks in 2004 to 46 sacks in 2005 to the breakout year in 2006. Two-time Pro Bowl linebacker Shawne Merriman was the leader of that group, topping the NFL with 17 sacks that year.

When the Chargers won the AFC West and qualified for the playoffs in 2004 on the heels of a 4-12 season in 2003, Phillips kept his streak intact of helping to turn teams with non-winning records into playoff participants the following year.

At the end of his two-year term (2002-03) as defensive coordinator in Atlanta, he served as the interim head coach for the Falcons final three games of the 2003 season after Dan Reeves was released from his contract on December 10. Phillips posted a record of 2-1 as Atlanta's head coach, highlighted by a 30-28 victory at Tampa Bay that knocked the defending Super Bowl champions out of playoff contention.

Phillips's defense in Atlanta in 2002 mastered the big play. The team finished with 47 sacks, second-most in team history and tied for fourth in the NFL. They also had 39 takeaways – second in the league – including 24 interceptions – fourth in the league.

During the 1998-2000 seasons as head coach in Buffalo, the Bills compiled a regular season record of 29-19. Phillips took the reigns after a disappointing 6-10 finish in 1997 and reversed the team's fortunes by leading it to a 10-6 record and the playoffs in 1998. It was the most successful campaign of any first-year head coach in Bills history. His 1999 team led the NFL in total defense, went 11-5 and earned another trip to the postseason. The Bills finished 8-8 in 2002 – his last season in Buffalo. The Bills were 16-9 under Phillips in his three years at the helm after the start of November.

In three seasons in Buffalo (1995-97) before he became head coach, he delivered solid returns as defensive coordinator. In 1996, Buffalo's defense allowed a league-low 22 touchdown passes and 3.4 yards-per-carry, while ranking fourth in sacks (48)



and second in yards-per-play (4.3) and opponent completion percentage (.520). As the defensive coordinator and head coach with the Bills, Phillips guided the stellar careers of future Pro Football Hall of Famers Bruce Smith and Thurman Thomas.

Phillips was named Denver's head coach on January 25, 1993 after serving as defensive coordinator the previous four seasons. In his first year as head coach, (1993) future Hall of Fame quarterback John Elway enjoyed the finest season of his career to that point with career-high figures for completions (348), percentage (.632), yardage (4,030) and his lowest single-season interception total (10). Phillips led the 1993 Broncos to a playoff berth, but injuries decimated the club the following season which resulted in a 7-9 record – Phillips only season with a losing record in five years as a head coach. Phillips was released by the club soon after the season finale and joined Buffalo as defensive coordinator shortly thereafter. The Broncos safety tandem of Steve

Atwater and Dennis Smith combined for a total of eight Pro Bowl selections under Phillips's watch in Denver, while defensive end Karl Mecklenburg earned four trips to Hawaii.

Phillips's extensive coaching career also included stopovers at Philadelphia from 1986-88 as defensive coordinator and linebackers coach as well as defensive coordinator for the New Orleans Saints from 1981-85 – his first coordinator position. During his stint with the Eagles, Phillips mentored the development of one of the NFL's most dominant defenses of the era, a unit that was led by Reggie White who was enshrined in the Pro Football Hall of Fame in 2006.

Phillips's professional coaching career began in Houston in 1976 as the linebackers coach under his father, longtime NFL coach Bum Phillips. While working along side the elder Phillips, the Oilers introduced the 3-4 defense to the NFL. After a year as the linebackers coach in 1976, Phillips moved to handling the defensive line responsibilities from 1977 to 1980. Hall of Fame defensive end Elvin Bethea was a three time Pro Bowl selection while working with Phillips, while linebacker Robert Brazile earned four of his seven consecutive Pro Bowl selections from 1977 to 1980.

Phillips began his coaching career at his alma mater, the University of Houston, in 1969 as a graduate assistant. He then coached at Orange, Texas, High School from 1970-72. In 1973, he joined the Oklahoma State University staff coaching linebackers for two seasons. Phillips was then hired to coach the defensive line at Kansas State in 1975, his last season coaching in the college ranks.

Wade Phillips was born June 21, 1947 in Orange, Texas. He was a three-year starter at linebacker for the University of Houston from 1966-68 after a standout career at Port Neches-Groves High School in Port Neches, Texas. Phillips and wife Laurie have one son, Wesley, who is an assistant coach with the Dallas Cowboys, and a daughter, Tracy, who is a professional actress, dancer and choreographer in Hollywood, California.

### PHILLIPS'S NFL HEAD COACHING RECORD

Year	Team	REGULAR SEASON TOTALS				Pct.	Result	Postseason
		W	L	T				
1985	New Orleans.....	1	3	0	.250	Interim		
1993	Denver.....	9	7	0	.563	3rd AFC West	0-1	
1994	Denver.....	7	9	0	.438	4th AFC West		
1998	Buffalo.....	10	6	0	.625	T2nd AFC East	0-1	
1999	Buffalo.....	11	5	0	.688	2nd AFC East	0-1	
2000	Buffalo.....	8	8	0	.500	4th AFC East		
2003	Atlanta.....	2	1	0	.667	Interim		
2007	Dallas.....	13	3	0	.813	1st NFC East	0-1	
<b>Totals</b>		<b>61</b>	<b>42</b>	<b>0</b>	<b>.592</b>		<b>0-4</b>	

### WADE PHILLIPS'S COACHING EXPERIENCE

Year	Position/Team
2007	Head Coach, Dallas Cowboys
2004-06	Defensive Coordinator, San Diego Chargers
2002-03	Defensive Coordinator, Atlanta Falcons
1998-2000	Vice President of Football Operations/Head Coach, Buffalo Bills
1995-97	Defensive Coordinator, Buffalo Bills
1993-94	Head Coach, Denver Broncos
1989-1992	Defensive Coordinator, Denver Broncos
1986-88	Defensive Coordinator, Philadelphia Eagles
1981-85	Defensive Coordinator, New Orleans Saints
1977-1980	Defensive Line, Houston Oilers
1976	Linebackers, Houston Oilers
1975	Defensive Line, University of Kansas
1973-74	Linebackers, Oklahoma State University
1970-72	Defensive Coordinator, Orange High School
1969	Graduate Assistant, University of Houston





# DAVE CAMPO

## Secondary

Central Connecticut State

NFL: 20th Year • Cowboys: 15th Year



The hiring of Dave Campo as secondary coach for the Cowboys on January 29, 2008 marked the return of one of the most talented and loyal coaches in the history of the Cowboys organization.

As an assistant coach with the Cowboys in the 1990s, Campo played a key role in the development of Dallas teams that made eight playoff trips, won six division titles and claimed three Super Bowl titles. He worked his way up to the head coaching position for the Cowboys, a post he held for three seasons from 2000 to 2002, before moving on to assistant coaching stops with the Cleveland Browns and Jacksonville Jaguars.

Entering his 15th year of service to the Dallas Cowboys, Campo's coaching tenure with the organization is exceeded by only six other men in club history.

Prior to moving back to Dallas, Campo spent three seasons (2005-2007) as the secondary coach and assistant head coach for Jack Del Rio's defense in Jacksonville. In each of his three years in Jacksonville, Campo's secondary either set – or exceeded – club records for interceptions. The 2007 and 2006 teams both registered 20 interceptions after the 2005 club set the then club standard with 19 interceptions.

In his final season with the Jags, Campo helped guide the club to an 11-5 record and a wild card berth. Jacksonville defeated Pittsburgh in an opening round road win before bowing out to the eventual undefeated AFC Champion Patriots in Foxborough. Campo's 2007 secondary ranked 15th overall in pass defense while the defensive unit as a whole finished the year 11th in the NFL by allowing an average of 313.8 yards-per-game. The Jacksonville secondary's 20 interceptions contributed to a defensive group that ranked sixth in the NFL in total take-aways with 30 for the year.

Under Campo, Rashean Mathis became the first Jaguars cornerback to be voted to the Pro Bowl as he tied for third in the NFL with a team-record eight interceptions in 2006. The Jaguars had two-plus interceptions in seven-of-16 games in 2006.

Prior to joining the Jaguars, Campo served as the defensive coordinator for the Cleveland Browns for two seasons (2003-2004). The Browns 2003 defense ranked 15th in the NFL, marking the club's best overall defensive finish since the 1994 Cleveland unit was seventh. The Browns were also third in the NFL in red zone touchdown percentage while recording at least one quarterback sack in 15 of their 16 games in 2003.

Before joining the Browns, Campo spent the previous 14 seasons with the Dallas Cowboys, including 11 seasons as an assistant and the last three as head coach from 2000 to 2002. During his tenure in Dallas, he helped the team win consecutive Super Bowl championships in 1992 and 1993 and again in 1995. As head coach, his teams compiled a 15-33

record as many of the cornerstone stars from the 1990s championship clubs were ending their careers or nearing retirement.

In Campo's first two seasons as head coach, the Cowboys defense finished third in the NFL in passing defense and fourth in total defense in 2001. From 2001 to 2002, the Dallas defense ranked among the NFL's elite, allowing teams to average 3.7 yards-per-rush and allowing only 22 rushing touchdowns in 32 games.

In four of the five years that Campo directed the Dallas defense as coordinator (1995-1999), the Cowboys finished the year among the NFL's top-10 units, including a pair of top-three finishes. En route to the Super Bowl title in 1995, Campo's defense ranked ninth in the NFL. That was followed by units that ranked third in 1996, second in 1997, 18th in 1998 and ninth in 1999. As the coordinator of the Cowboys defense, Campo helped guide the careers of some of the 1990s most dynamic defensive players – including Pro Bowlers Charles Haley, Darren Woodson, Deion Sanders, Tony Tolbert, Leon Lett, Russell Maryland and Dexter Coakley.

Prior to becoming defensive coordinator in 1995, Campo directed a secondary that had grown into one of the team's deepest and most productive units. His 1994 squad led the NFL in pass defense and tied for fourth in the NFL with 22 interceptions. All-Pro strong safety Woodson became the first Dallas defensive back to earn a starting Pro Bowl berth since Everson Walls (1985). The 1994 secondary led the NFL, allowing just 172.0 yards-per-game through the air. The 1994 defense was also tops in the NFL in total defense (269.6 yards-per-game). Despite having no Pro Bowl defensive players on the 1992 Super Bowl Championship squad, the Dallas defense led in the NFL in total defense (245.8 yards-per-game), while Campo's secondary finished the year fifth in passing defense (168.1).

Campo was hired by Dallas as an original member of Jimmy Johnson's first Cowboys staff in 1989. Prior to joining the NFL, he was the secondary coach for Johnson at the University of Miami for two seasons (1987-88). At Miami he helped the Hurricanes to a two-year record of 23-1 and the 1987 National Championship. Safety Bennie Blades was the 1987 Jim Thorpe Award winner before being selected with the third pick in the NFL Draft by the Detroit Lions.

Campo began his coaching career at his alma mater, Central Connecticut State, where he spent the 1971-72 seasons. He then moved to the University of Albany (1973), Bridgeport (1974), the University of Pittsburgh (1975), Washington State (1976), Boise State (1977-79), Oregon State (1980), Weber State (1981-82), Iowa State (1983) and Syracuse (1984-86). In addition to starring at defensive back in college, Campo twice earned All-East honors at shortstop at Central Connecticut State.

Campo has hosted an annual golf tournament in Hartford, CT, to raise money for Focus on Kids, a charity that supplies eyeglasses for underprivileged

children. He attended Robert E. Fitch High in Groton, Conn. He and his wife, Kay, have six children: Angie, Eric, Beckie, Tommy, Shelby and Michael.

**Dave Campo** – Born July 18, 1947, Groton, Conn. Defensive back Central Connecticut State 1967-70. No pro playing experience. College coach: Central Connecticut State 1971-72, Albany 1973, Bridgeport 1974, Pittsburgh 1975, Washington State 1976, Boise State 1977-79, Oregon State 1980, Weber State 1981-82, Iowa State 1983, Syracuse 1984-86, Miami 1987-88, Pro coach: Dallas Cowboys 1989-2002 (head coach 2000-02), Cleveland Browns 2003-04, Jacksonville Jaguars 2005-07, re-joined Dallas Cowboys in 2008.



## JASON GARRETT

**Assistant Head Coach,  
Offensive Coordinator**

Princeton University

NFL: 4th Year • Cowboys: 2nd Year



In his first season as an NFL offensive coordinator, Jason Garrett directed a 2007 Dallas unit that produced one of the most explosive seasons in club history. Following the season in which the Cowboys won the NFC Eastern Division crown with a team-record-tying 13 victories, head coach Wade Phillips added to Garrett's responsibilities by naming him the club's assistant head coach on January 17, 2008. Regarded as one of the bright young offensive minds in the league, Garrett was named *Pro Football Weekly's* NFL's Assistant Coach of the Year in March of 2008. The award, which is presented annually at the Ed Block Courage Awards Banquet in Baltimore, is selected by a vote of the Pro Football Writers of America.

Dallas finished the 2007 season second in the NFL in scoring (first in the NFC) with an average of 28.4 points-per-game. The 455 points scored last year marked the second-highest figure in club history behind only the 1983 club (479 points). The Cowboys scored at least 20 points in 14 of its 16 games in 2007, marking the most 20-plus point games since the 1995 club also had 14. The 2007 offense also set a club record by scoring 24-points-or-more in the first 13 games of the season.

With a 16-game average of 365.7 yards-per-game, the Cowboys were third in the NFL (second in the NFC) in total offense. Dallas closed the 2007 season fourth in the NFL (third in the NFC) in passing with an average of 256.6 yards-per-game. In the rushing offense category, the Cowboys were 17th in the NFL (seventh in the NFC) with an average of 109.1 yards-per-game.

The 5,851 yards in total offense by Dallas in 2007 marked the fifth-highest total yardage output in team history, and the unit fell just 117 yards short of the club record of 5,968 yards set in 1979. The Cowboys established a club record with 217 passing first downs in 2007, while they also led the NFL in average yards gained on first downs. Dallas picked up an average of 6.24 yards on first down plays, while New England (6.09) was second.

Along the way, the team sent seven offensive players to the Pro Bowl in Hawaii for just the fourth time in club history. The Dallas all-star contingent included quarterback Tony Romo, tackle Flozell

Adams, guard Leonard Davis, center Andre Gurode, tight end Jason Witten, wide receiver Terrell Owens and running back Marion Barber.

In his first full season as an NFL starter, Romo finished the campaign as the NFC's top rated passer (97.4), marking the third-highest single-season passer rating in club history. With 36 touchdown passes in 2007, Romo established a Cowboys record for single-season scoring tosses – eclipsing the mark of 29 set by Danny White in 1983. Romo also set season club marks for completions (335) and passing yardage (4,211).

Owens closed the year second in the NFC in receiving yardage with 1,355 (fifth in the NFL), and he led the NFC in touchdown catches (third in the NFL) with a club record 15 scoring receptions.

Witten finished the year second among all NFL tight ends (first in the NFC) in both receptions (96) and yardage (1,145). Both totals represented club records for a Dallas tight end in a single-season.

Barber's 4.8-yard rushing average was fifth-best among all NFL backs, and his 10 rushing touchdowns tied for fifth best in the NFL. The one-two punch of Barber and Julius Jones combined for 1,563 yards on the ground and a combined average of 97.7 yards-per-game.

Garrett returned to Dallas in 2007 as the offensive coordinator after spending the previous two seasons tutoring the Miami Dolphins quarterbacks. Garrett, who was a back-up quarterback to Troy Aikman in Dallas from 1993 to 1999, rejoined the Cowboys with a great understanding of the championship heritage of the organization. As a player in Dallas, he was a member of teams that won six division titles and three Super Bowl championships.

As a player, Garrett worked under highly successful offensive coordinators Norv Turner and Ernie Zampese in Dallas while providing sideline assistance to Aikman for the majority of his Hall of Fame career. After moving to New York in 2000, he helped guide starting quarterback Kerry Collins and the Giants to an NFC Championship and a Super Bowl berth while working along side current Saints head coach Sean Payton, who was the team's offensive coordinator. Garrett also gained valuable experience in absorbing Head Coach Jon Gruden's offensive

philosophies during a stint with the Tampa Bay Buccaneers in the closing months of his playing career in 2004.

He entered the coaching profession in February of 2005 as the quarterbacks coach for Nick Saban's first Miami Dolphins club. While in Miami, Garrett capably handled the challenge of having to work with five different starting quarterbacks over the course of 32 regular season games. In 2005 Miami quarterbacks threw 22 touchdowns with just 16 interceptions. Their plus-six differential was the team's best since the 1998 season when they were a plus-seven (23-16). In 2006 Garrett managed three starting quarterbacks for an offensive unit that produced four pass receivers who each had at least 55 receptions. It marked the first time in club history that four different receivers had at least 55 catches.

In his seven years as a player in Dallas, Garrett started nine of the 23 games in which he played. A key reserve player on two Super Bowl teams, he is best remembered for his Thanksgiving Day heroics in 1994. As the Cowboys third quarterback on the depth chart, he made his second career start against Green Bay after Aikman and backup quarterback Rodney Peete were felled with injuries in previous weeks. Garrett led Dallas to a thrilling 42-31 come-from-behind victory in which he directed the Cowboys to a club record 36 second half points with six consecutive second half scoring drives. He finished the day with 311 passing yards on 15 completions with two touchdown tosses and was named the NFC's Offensive Player of the Week. He went on to start five games in 1998 and two games in 1999 to finish his days in Dallas with a 6-3 record as a starting quarterback.

Garrett served as the primary backup to Kerry Collins during the New York Giants run to the Super Bowl in 2000, and played the entire fourth quarter of the NFC Championship Game that year. He spent the

next three seasons with the Giants (2000-03).

He concluded his career by splitting the 2004 season with Tampa Bay and Miami. Overall in his 12 NFL seasons, Garrett started nine of the 40 regular season games in which he played and completed 165-of-294 passes for 2,042 yards with 11 touchdowns and five interceptions.

As a senior at Princeton University in 1988, Garrett was named the Ivy League's Player of the Year and honorable mention All American. He earned his degree in history in 1989, and moved on to the NFL as an undrafted rookie free agent with the Saints developmental squad. After being released prior to the 1990 season, he spent the fall of 1990 as an assistant coach at Princeton. In 1991 Garrett moved on to play in the World League and the Canadian Football League before joining the Cowboys practice squad in 1992.

Garrett, who prepped at University School in Chagrin Falls, Ohio, followed in his family footsteps in 2005. His father, Jim, spent more than 30 years in the NFL as a coach and scout. His brother, John, is now the tight ends coach with the Cowboys. Another brother, Judd, was a practice squad player for the 1993 Cowboys Super Bowl Championship club and is now with the Cowboys scouting department as the assistant director of pro scouting. His third brother, Jim, is the offensive coordinator for University School, a prep school in Ohio.

Jason and his wife, Brill, founded their charitable foundation, Jason Garrett Starfish Charities, in 1997 with the goal of enriching the lives of young people. The principle activity of the foundation is a one-day football camp and leadership forum for high school athletes that is held each summer at Princeton University in conjunction with Play It Smart, a program administered by the National Football Foundation.

Garrett resides in Dallas with his wife.

**Jason Garrett** – Born March 28, 1966, Abington, Pa. Quarterback Princeton 1987-88. Pro quarterback San Antonio Riders (World League) 1991, Ottawa RoughRiders (CFL) 1991, Dallas Cowboys 1993-99, New York Giants 2000-03, Tampa Bay Buccaneers, Miami Dolphins 2004. College coach: Princeton 1990. Pro coach: Miami Dolphins 2005-06, Dallas Cowboys 2007.



## JOHN GARRETT

### Tight Ends

Princeton University

NFL: 14th Year • Cowboys: 2nd Year



John Garrett returned to the NFL in February of 2007 after a three-year collegiate coaching stint at the University of Virginia under head coach Al Groh. While helping to continue the dramatic production of perennial Pro Bowl tight end Jason Witten in Dallas, Garrett also nurtured the depth and talent at the Cowboys tight end position into a unit that is one of the NFL's most productive and complete. He will be charged with breaking in Dallas's second round draft pick Martellus Bennett and introducing Bennett to the rigors of the NFL.

The trio of Witten, Anthony Fasano and Tony Curtis combined to form one of the most solid posi-

tion groups on the Dallas roster in 2007 with each player making key individual contributions throughout the course of the season.

While earning a trip to his fourth consecutive Pro Bowl in 2007, Witten finished the year second among all NFL tight ends (first in the NFC) in both receptions (96) and receiving yardage (1,145). Both totals represented club records for a Dallas tight end in a single season, and his reception total was the second-highest by any Dallas player, at any position, in team history. Among players at all positions in 2007, Witten was 10th in the NFL in receptions and seventh in receiving yardage. The 2007 season

marked Witten's first career 1,000-yard receiving year and the first ever by a Dallas tight end. His career-high 15 receptions at Detroit also established a club record for catches in a game – while tying Kellen Winslow's NFL single-game mark for tight ends.

Fasano continued his development as a formidable blocker in the running game and a solid compliment to Witten in the two tight end set. He finished his second NFL season seventh on the club in receptions with 14 catches for 143 yards. Curtis also carved out a productive role in the short yardage offense and registered three receptions on the year – all of which resulted in Dallas touchdowns.

Garrett served as the Virginia wide receivers coach in all three of his seasons with the Cavaliers, and in 2006, he was handed the additional responsibilities of being Groh's assistant head coach. Prior to entering the collegiate ranks in 2004, Garrett had spent the previous 12 years in professional football, working both on the coaching and player personnel sides for three different NFL clubs.

In 2003 he was a scout for the Cincinnati Bengals after spending the previous two seasons (2001-2002) as a Bengals offensive assistant coach, working mostly with the tight ends.

In 1999 and 2000 Garrett was the quarterbacks coach in Arizona and was charged with the responsibility of guiding the development of Cardinals quarterback Jake Plummer. Plummer passed for over 5,000 yards in his two years under Garrett, and, by the end of the 2000 season, he became the fastest Cardinals quarterback to reach the 10,000 career passing yard milestone in club history.

Garrett's first tour of duty in Cincinnati was spent exclusively as a member of the Bengals coaching staff from 1995 to 1998. He was the club's wide receivers coach in 1996 and was an offensive assistant who worked regularly with the receivers during the other three seasons.

Garrett's post-playing football career began as a pro personnel assistant for Sam Wyche's Tampa Bay Buccaneers from 1992 to 1994. In addition to his personnel duties with the Bucs, Garrett prepared for his coaching career by providing on-field coaching assistance with the receivers during the week while assisting the defensive staff in the press box on game days.

After an outstanding Ivy League career as a wide receiver at both Columbia and Princeton, Garrett earned a degree in history from Princeton in 1988. He spent time in the Dallas Cowboys training camp in 1988, before earning a roster spot with the Bengals in 1989. He spent seven weeks on the Buffalo Bills practice squad in 1991 after becoming one of the leading receivers for the San Antonio Riders of the World League of American Football the previous spring.

Garrett is a product of a football family that has enjoyed a long association with the National Football League. His father, Jim, spent more than 30 years as either a scout or assistant coach in the NFL, and 21 of those years were as a member of the Dallas Cowboys scouting staff. Garrett's brother Jason enjoyed an 11-year career as a back-up quarterback in the NFL including the 1993-99 seasons with the Cowboys and is now the assistant head coach/offensive coordinator for the Dallas Cowboys. His brother Judd was a practice squad player for the Cowboys 1993 Super Bowl Championship club, and is now part of the Cowboys scouting department as the assistant director of pro scouting. His third brother, Jim, is the offensive coordinator for University School, a prep school in Ohio.

Garrett graduated from the University School in Cleveland, Ohio in 1983. He and his wife Honor have four children – son John Morgan (5/20/95) and daughters Honor (9/13/96), Olivia (10/23/98) and Caroline (9/7/01).

**John Garrett** – Born March 2, 1965, Danville, Pa. Wide receiver Columbia 1983-85, Princeton 1986-87. Pro wide receiver Cincinnati Bengals 1989, Buffalo Bills 1991, San Antonio Riders (World League) 1991. College coach: Virginia 2004-06. Pro coach: Cincinnati Bengals 1995-98, 2001-02, Arizona Cardinals 1999-2000, Dallas Cowboys 2007.



## TODD GRANTHAM

### Defensive Line

Virginia Tech

NFL: 10th Year • Cowboys: 1st Year



Todd Grantham comes to Dallas in 2008 as the team's defensive line coach after helping the Cleveland Browns integrate the 3-4 defensive scheme from 2005-07 as the team's defensive coordinator. He inherits a Cowboys defensive line, unit that in 2007, produced 12.5 sacks, 18 tackles for losses and 58 quarterback pressures.

Grantham spent the previous three seasons as defensive coordinator of the Cleveland Browns, and in total, has compiled nine years of professional experience with three years as a coordinator for

Cleveland (2005-07) and six years as a defensive line coach for both the Houston Texans (2002-04) and Indianapolis Colts (1999-01). He also possesses nine additional years of coaching experience from the collegiate level.

In 2007 Cleveland surfaced as one of the most improved teams in the NFL by compiling a 10-6 record after posting a 4-12 mark in 2006. Under Grantham's watch, the 2007 Browns secondary tandem of cornerback Leigh Bodden and safety Sean Jones recorded a combined total 11 interceptions.

Bodden's six tied for fifth in the league, while Jones's five tied for ninth. Bodden also tied for third in the league with three fumble recoveries.

Grantham's defensive unit ranked 15th in the NFL in pass defense (202.6 yards-per-game) during the 2006 season, despite his secondary being decimated with injuries (defensive backs Daylon McCutcheon, Gary Baxter and Bodden). His secondary witnessed the emergence of safety Jones and defensive back Daven Holly, who tied for the team lead with five interceptions each.

In his first season with the Browns in 2005, Grantham led a defensive unit that converted to a 3-4 defensive scheme and finished first in the AFC in red zone defense (44.0 touchdown percentage), fourth in the NFL in pass defense (179.2 yards-per-game), 11th in points allowed (17.7 points-per-game) and tied for 16th in total defense (316.8 yards-per-game).

Prior to joining the Browns, Grantham served as the defensive line coach for the Houston Texans. In 2004 Grantham's line worked in a 3-4 scheme and, the Texans defense ranked 13th in the NFL against the run and had a streak of seven consecutive games without allowing a rushing score (10/10/04-11/28/04).

In 2003 Grantham's defensive line unit was devastated by injuries, as nose tackle Seth Payne suffered a season ending knee injury in Week 2 and Pro Bowl defensive end Gary Walker played in just four games due to shoulder and toe injuries. Despite the injuries, Grantham was able to mix and match his defensive linemen effectively as defensive tackle Jerry Deloach collected a career-high 109 tackles and nose tackle Steve Martin racked up 92 stops in only 14 games. In 2002 Grantham's three starters

(Walker, Payne, Deloach) all produced career-high numbers in tackles and Walker earned his second Pro Bowl invitation after racking up 115 tackles and 6.5 sacks.

Grantham arrived in Houston in 2002 after spending the previous three seasons in the same capacity for the Indianapolis Colts. Grantham's charges registered 96 sacks over three seasons, helping the Colts post a 29-19 record and advance to the playoffs twice. Indianapolis's 10-win improvement from 1998 to 1999 marked the greatest one-season turnaround in league history. In 1999 and 2000 the Colts posted 56 sacks, the highest two-year total for the club since it moved to Indianapolis.

Prior to his stint in Indianapolis, Grantham served three seasons as the defensive line coach at Michigan State (1996-98). He added the title of assistant head coach in his final season in East Lansing in 1998. Michigan State ranked 19th in total defense in 1996 and 13th in 1997, making consecutive bowl trips.

Grantham also spent six seasons (1990-95) at his alma mater, Virginia Tech, the final two as defensive line coach. In 1995 the Hokies ranked first nationally in rushing defense, fifth in scoring defense and 10th in total defense. Virginia Tech racked up 50 sacks en route to the Big East title and a Sugar Bowl triumph over Texas in 1995. Grantham coached defensive ends and inside linebackers from 1990-91 and defensive tackles from 1992-93.

Grantham played guard and tackle for the Hokies from 1984-88. He earned second-team All-South and honorable mention All-America honors as a senior. He earned a bachelor's degree in sports management. Grantham and his wife, Paige, have a son, Corbin, and a daughter, Olivia.

**Todd Grantham** – Born Sept. 13, 1966, in Pulaski, Va., Offensive lineman Virginia Tech 1984-88. No pro playing experience. College coach: Virginia Tech 1990-95, Michigan State 1996-98. Pro coach: Indianapolis Colts 1999-2001, Houston Texans 2002-04, Cleveland Browns 2005-07, joined the Dallas Cowboys in 2008.



## REGGIE HERRING

### Linebackers

Florida State

NFL: 3rd Year • Cowboys: 1st Year



Reggie Herring was added to the coaching staff as linebackers coach on February 9, 2008. He inherits a strong linebacker group, including two Pro Bowlers – DeMarcus Ware and Greg Ellis – who set career-highs in sacks last season with 14.0 and 12.5, respectively. In addition to Ware and Ellis, Herring will help continue the development of Bradie James who led the team in tackles the last three seasons. Herring will also be aided by the signing of All-Pro Zach Thomas in addition to Kevin Burnett and two former first round selections Bobby Carpenter (2006) and Anthony Spencer (2007) to round out a solid linebacker corps in Dallas.

Herring was most recently named the defensive coordinator at Texas A&M on January 4, 2008 under

Mike Sherman. Before joining the Aggies, Herring spent three seasons as the defensive coordinator and linebackers coach at the University of Arkansas. Herring served as the interim head coach for the Razorbacks in the 2008 AT&T Cotton Bowl Classic. While guiding the defensive effort in Fayetteville, the Razorbacks won the 2006 Southeastern Conference Western Division and played in two bowl games, the Cotton (2008) and the Capital One (2007).

His 2006 defensive squad ranked 33rd in rushing defense (114.6), 18th in pass efficiency defense (107.8) and 24th in scoring defense (18.3). In 2006 Herring was named as one-of-five finalists for the Broyles Award, given annually to the nation's top assistant coach. He was also named the Master

Coach Survey National Defensive Coordinator of the Week following Arkansas' 31-14 victory over Tennessee that same season.

Before going to Arkansas, Herring was the defensive coordinator at North Carolina State in 2004. The Wolfpack defense led the country in total defense allowing only 221.4 yards-per-game after ranking 89th the previous season. North Carolina State also led the country in pass efficiency defense (91.8), was second in total pass defense (119.0), 13th in rushing defense (102.4) and 25th in scoring defense (19.8).

Herring spent two years in the NFL (2002-03) with the Houston Texans as the linebackers coach under head coach Dom Capers. In 2003 Texans linebacker Jamie Sharper led the NFL with 164 tackles.

From 1994-2001, he served as the linebackers coach and in 1997, he added the title of defensive coordinator at Clemson under head coaches Tommy West and Tommy Bowden. In 2000 he coached Butkus Award finalist Keith Adams who ended the year as the NCAA's leading tackler. Herring was part of seven bowl teams at Clemson, four in the Peach Bowl, two in the Gator and one in the Humanitarian.

Herring's first coordinator experience came at TCU under head coach Pat Sullivan in 1992 and 1993.

Herring coached linebackers under head coach

Pat Dye at Auburn from 1986-91. During those six years, the Tigers won three SEC Championships and made five bowl appearances including two trips to the Sugar Bowl and one each to the Citrus, Peach and Hall of Fame bowls.

Herring began his coaching career in 1981 as a graduate assistant at Oklahoma State under head coach Jimmy Johnson. Johnson promoted Herring to a full-time position coaching linebackers in 1982. He remained on the staff of Johnson and Pat Jones through the 1985 season. The Cowboys made four bowl trips during that time, two to the Peach and one each to the Independence and the Bluebonnet.

A Florida State Hall of Fame selection in 1989, Herring was a three-year starting linebacker for head coach Bobby Bowden from 1978-80. He led the Seminoles in tackles all three years and is still the third-leading tackler in FSU history. He played in three bowl games, the Tangerine and the Orange as a junior and senior. The final two seasons the Seminoles finished in the top 10 posting records of 11-1 in 1979 and 10-2 in 1980. Herring was a team captain his senior season.

Herring is married to the former Lisa Ward of Griffin, Georgia. The couple has a daughter, Caroline, and a son, Adam, who is a freshman linebacker at Auburn.

**Reggie Herring** – Born July 3, 1959, Myrtle Beach, S.C. Linebacker Florida State 1978-1980. No pro playing experience. College coach: Oklahoma State 1981-1985, Auburn 1986-91, TCU 1992-93, Clemson 1994-2001, North Carolina State 2004, Arkansas 2005-07 (interim head coach 2007). Pro coach: Houston Texans 2002-03, joined the Dallas Cowboys in 2008.



## HUDSON HOUCK

Offensive Line

USC

NFL: 26th Year • Cowboys: 10th Year



With 25 years of NFL experience, Hudson Houck returns to Dallas in 2008 as one of the most experienced and respected offensive line coaches in the NFL. In his previous tour of duty with the Cowboys (1993-2001), Houck was a productive member of a coaching staff that helped bring Super Bowl titles to Dallas following the 1993 and 1995 seasons.

Much in the same manner that he tutored an all-star cast of offensive linemen in Dallas in the mid-1990s, Houck will again oversee a group that is considered one of the league's most talented and complete. All five starters return from last year's club that helped produce a 13-3 record. That group includes Pro Bowlers Flozell Adams, Andre Gurode and Leonard Davis.

In addition to being reunited with Adams, a player Dallas drafted in 1998 while Houck was the Cowboys offensive line coach, he is also serving on the same coaching staff with Wade Phillips for the second time as both men were assistant coaches under Marty Schottenheimer in San Diego in 2004.

Hired by Dallas on January 18, 2008, Houck spent the previous three seasons in a rebuilding

process as the offensive line coach for the Miami Dolphins.

In 2005 and 2006 he directed a Dolphins line that helped produce a team rushing average of 4.0-or-better in both seasons, marking the first time since the 1986 and 1987 campaigns that Miami had topped the 4.0-yard plateau in consecutive years. Immediately after taking charge of the line in 2005, Houck produced a unit that ranked fourth in the NFL in sacks allowed with 26 – a figure that was half the total permitted by the club in the season before his arrival.

With the Chargers in 2004, Houck helped to revitalize an offensive line which featured five new starters from the previous year. The Chargers ranked 10th in the NFL in total offense, and sixth on the ground, as they rushed for 136.6 yards-per-contest. LaDainian Tomlinson ran for more than 1,300 yards in each of Houck's three years there, including more than 1,600 in his first two. The Chargers line permitted just 21 sacks in 2004, the fourth-lowest total in the NFL and the eighth-fewest in that franchise's 45-year history. Overall in Houck's three sea-

sons with the Chargers, the offensive line allowed an average of only 24.6 sacks-per-season. Their total of 74 sacks over a three-year period was the fourth-lowest in the NFL over this stretch.

During his previous nine-year stint as the offensive line coach in Dallas, Houck was a part of Cowboys teams that won five division titles, advanced to three NFC Championship Games and captured world championships in 1993 and 1995. From 1994 to 1997 Houck also held the additional responsibilities of being the Cowboys assistant head coach.

Under Houck's guidance from 1993 to 2001, the Cowboys line permitted a total of only 203 sacks, the lowest figure in the NFL during that time. They yielded less than 20 sacks three times and less than 30 on six occasions. Under Houck, six different Dallas offensive linemen made a total of 22 trips to the Pro Bowl. That group included Larry Allen (7 trips), Nate Newton (5), Erik Williams (4), Ray Donaldson (2), Mark Stepanoski (2) and Mark Tuinei (2). The unit helped Emmitt Smith to a pair of NFL rushing titles over this nine-year stretch as he ran for more than 1,000 yards each time.

Prior to his time with the Cowboys, Houck spent one year (1992) tutoring the offensive line with the Seattle Seahawks when Chris Warren rushed for 1,017 yards – the first time in his career that he reached the 1,000-yard mark. That came on the heels of another successful nine-year run with the Los Angeles Rams from 1983-91. Over that time with the Rams, there were seven different individual 1,000-yard rushing seasons and four individual league rushing titles, including an NFL-record 2,105 yards by Eric Dickerson in 1984. Over that stretch, five different Rams offensive linemen were voted to a combined 21 Pro Bowls, including Jackie Slater (7 trips), Doug Smith (6), Kent Hill (3), Dennis Harrah (3) and Tom Newberry (2). In the final three years of

Houck's tenure with the Rams, quarterback Jim Everett passed for more yards than any other signal caller over this span, and he also did not miss a start from 1988-91.

Overall in his 25 years as an NFL assistant, Houck's lines have paved the way for 20 individual 1,000-yard rushing seasons. The running backs who benefitted from the blocking, who also have compiled six NFL rushing titles, consist of Smith (Dallas, 9), Dickerson (Rams, 4), Tomlinson (San Diego, 3), Greg Bell (Rams, 2), Ronnie Brown (Miami, 1), Warren (Seattle, 1) and Charles White (Rams, 1).

Before embarking on his NFL coaching career, Houck tutored the offensive line at his alma mater, USC, from 1976-82. During this time, he helped send numerous Trojans to the NFL including Marvin Powell, Pat Howell, Brad Budde, Anthony Muñoz, Keith Van Horne, Chris Foote, Roy Foster, Bruce Matthews, Don Mosebar and Tony Slaton, among others. This group helped lead the way for Heisman Trophy-winning running backs White and Marcus Allen, in addition to another USC great Bell, an NFL first-round draft choice in 1977.

Houck was a center at USC from 1962-64 and was part of the Trojans 1962 national championship squad. He began his coaching career as an assistant at Crescenta Valley (Calif.) High School in 1966. After serving two years in the United States Army, Houck returned for one season at Crescenta. He then moved on to coach the freshmen team at USC from 1970-71 before becoming Stanford's offensive line coach in 1972, a position he held for four seasons. In his first year with the Cardinals, he also was the freshman coach.

A Los Angeles native, Houck attended Eagle Rock High School in Los Angeles. He has a son, Troy. His wife Elsie, has two children, Scott and Holly.

**Hudson Houck** – Born Jan. 7, 1943, Los Angeles, Calif., Center Southern California 1962-64. No pro playing experience. College coach: Southern California 1970-72, 1976-82, Stanford 1973-75. Pro coach: Los Angeles Rams 1983-1991, Seattle Seahawks 1992, Dallas Cowboys 1993-2001, San Diego Chargers 2002-04, Miami Dolphins 2005-07, re-joined Dallas Cowboys in 2008.



## JOE JURASZEK

(jer-AH-sick)

**Strength and Conditioning**

New Mexico

NFL: 12th Year • Cowboys: 12th Year



Joe Juraszek joined the Cowboys staff as the strength and conditioning coach in February, 1997 and implemented a hands-on approach that stresses strength development, cardiovascular conditioning, flexibility and speed work. His ability to tailor workout programs to individual player needs based on the player's input and workout history has earned him the respect and admiration of the players and the coaching staff.

The rapport Juraszek has developed with the players is evident in the number of participants in his offseason conditioning program each spring. The

impact of this intensive program can be seen on the field with the successes of seasoned veterans and in the continued development and contributions from younger players like Chris Canty, Terence Newman, DeMarcus Ware and Jason Witten.

Along with overseeing the strength and conditioning program for the team, Juraszek works with the Cowboys medical staff implementing rehabilitation programs for injured players. His work within these rehab programs has allowed players to return to the field quickly and, usually, stronger. He spent much of the 2005 season and all of the 2006 off-

season working closely with Marc Colombo, who returned to start and anchor the right side of the offensive line throughout the 2006 and 2007 seasons. He also worked with Flozell Adams and Kevin Burnett to help them overcome injuries and be ready to go for September. He worked closely with linebacker Greg Ellis in the 2007 offseason to allow him to return to the playing field a year after suffering a ruptured Achilles tendon and earned his first trip to the Pro Bowl. In addition, he spent the entire 2007 season working with wide receiver Terry Glenn, who underwent two knee surgeries prior to the start of the season. Despite missing 15 regular season games, Glenn was able to take the field in the season finale and the club's Divisional Playoff Game.

Juraszek came to Dallas after serving as the University of Oklahoma strength coach from 1993-96. He joined the Sooners after serving as the strength coach at Texas Tech University from 1987-92. He was a graduate assistant then a full-time

assistant strength coach for Oklahoma from 1981-86.

He attended the University of New Mexico from 1976-81, where he played linebacker and defensive end for the Lobos while earning bachelor's degrees in Physical Education/Health and Economics. He added a master's degree while serving as a graduate assistant strength coach at Oklahoma.

In 2001 Juraszek was a panel member for the "Get & Stay Fit" Family First Town Meeting hosted by WFAA-TV, Dallas's ABC affiliate. He joined Dr. Kenneth Cooper, founder and president of the Cooper Fitness Center and Clinic in Dallas, and Dr. Joel Steinberg, Medical Director of Children's Medical Center of Dallas, in providing advice on exercise training, preventative health tips and the latest facts on dieting.

A native of Chicago, Ill., Juraszek and his wife, Camille, have a daughter, Nikki Jo (7/25/90), and a son, J.D. (9/9/92).

**Joe Juraszek** – Born June 8, 1958, Chicago, Ill. Linebacker/Defensive End New Mexico 1976-80. No pro playing experience. College coach: Oklahoma 1981-86, 1993-96, Texas Tech 1987-92. Pro coach: Dallas Cowboys 1997-2007.



## BRETT MAXIE

### Assistant Secondary

Texas Southern

NFL: 10th Year • Cowboys: 1st Year



Brett Maxie enters his first season with Dallas looking to continue an already standout NFL career as both a coach in his 10th season, and as a former player who spent 13 years in the league. He was previously with the Miami Dolphins in 2007 where he served as a secondary coach with an emphasis on the safeties.

In his only season with Miami, Maxie helped oversee a defense that finished fourth in the NFL in passing defense as the Dolphins limited opponents to 188.7 passing yards-per-game. While under his watch, Maxie's defensive backs also recorded nine of the team's 14 interceptions during the 2007 season.

As defensive backs coach with the Atlanta Falcons for three seasons (2004-06), he oversaw the development of cornerback DeAngelo Hall, a first-round draft choice in 2004, who totaled 10 interceptions in two seasons (2005-06) and was selected to the NFC Pro Bowl during both of those seasons. In Maxie's first year with the Falcons, the defense recorded a club-record five defensive touchdowns, four of which came via interceptions.

Prior to his tenure in Atlanta, Maxie spent five seasons with the San Francisco 49ers, including 1999-2001 as the team's assistant secondary

coach and 2002-03 as secondary coach. In those final two years, safety Tony Parrish collected 16 interceptions, the highest total in the NFL over that stretch. The total included nine in 2003 which tied for the highest figure in the NFL. Maxie got his start as an NFL assistant in 1998 when he served as defensive backs/defensive quality control coach with the Carolina Panthers, under Dom Capers, Maxie's former secondary coach when he played for New Orleans (1986-91).

Maxie's coaching tenure followed a 13-year playing career which started as an undrafted college free agent with New Orleans in 1985. In his career, he played with the Saints (1985-93), Atlanta (1994), Carolina (1995-96) and San Francisco (1997). He appeared in 153 regular season games, including 104 starts, and recorded 23 career interceptions, three of which he returned for touchdowns. Maxie also played for the Panthers while Capers was the head coach.

A native of Dallas, Texas, Maxie played collegiately at Texas Southern, where he earned his degree in biology. Maxie and his wife, Angela, have two sons, Brett and Adam, and two daughters, Maya and Olivia.

**Brett Maxie** – Born January 13, 1962, Dallas, Texas. Safety Texas Southern 1982-84. Pro: Safety New Orleans Saints 1985-93, Atlanta Falcons 1994, Carolina Panthers 1995-96, San Francisco 49ers 1997. Pro coach: Carolina Panthers 1998, San Francisco 49ers 1999-2003, Atlanta Falcons 2004-06, Miami Dolphins 2007, joined Dallas Cowboys in 2008.





# DAT NGUYEN

(win)

**Assistant Linebacker/  
Defensive Assistant**

Texas A&M

NFL: 2nd Year • Cowboys: 2nd Year



As one of the most popular Dallas Cowboys players in recent years, Dat Nguyen brought his vast knowledge of the defensive game to the Dallas coaching staff in 2007 after just one year removed from the playing field. Nguyen, who distinguished himself as one of the most dedicated and determined players to play for both the Dallas Cowboys and the Texas A&M Aggies, will again assist with the linebackers as well as handle the defensive quality control for the Cowboys in 2008.

In his first season as a coach, Nguyen assisted a group of linebackers that posted 32.5 of the clubs 46.0 total sacks on the year. In addition, DeMarcus Ware finished with a single-season career-best and club linebacker record 14.0 sacks while Greg Ellis added a single-season career-best 12.5 sacks in just 13 games played. Dallas's pass rushing linebacker duo also became just the second in club history to produce 10-or-more sacks each. Following the season, Ware earned his second consecutive selection as a Pro Bowl starter and Ellis his first career selection.

A seven-year NFL veteran, Nguyen was originally drafted in the third round (85th overall) of the 1999 NFL Draft by Dallas. He made a vivid impact on the team from the very beginning of his career, leading the Cowboys in special teams tackles as a rookie and becoming Dallas' starting middle linebacker in his second season.

Nagging injuries forced Nguyen into a premature retirement in 2005, as he closed his NFL career with 665 total tackles, six sacks and seven interceptions. The first NFL player of Vietnamese heritage, Nguyen led the team in tackles in three of his final five seasons as a Cowboy, and he was the first Dallas player to lead the club in tackles in consecutive years (2003 and 2004) since Ken Norton Jr. (1992 and 1993).

He finished his senior season with a career-high 147 tackles, becoming the first player in school history to lead Texas A&M in tackles four straight seasons. Following that stellar season, he received All-America honors as well the Lombardi Trophy and the Chuck Bednarik Award. He closed his collegiate career with A&M records for consecutive starts (51), tackles (517) and tackles-per-game (10.7). Nguyen graduated from Texas A&M with a degree in agricultural development in August 1998 and took post-graduate classes during his senior football season. As a player with the Cowboys, he took on an active volunteer role in the Dallas community. While becoming a very popular and productive role model in the Asian community, Nguyen has served a wide range of charitable organizations in both Dallas and Tarrant Counties.

Dat and his wife, Becky, have two daughters, Aubrey Mai and Remi Linh.

**Dat Nguyen** – Born September 25, 1975, Ft. Chaffee, Ark. Linebacker Texas A&M 1995-1998. Pro: Linebacker Dallas Cowboys 1999-2005. Pro coach: Dallas Cowboys 2007.



# SKIP PEETE

**Running Backs**

Kansas

NFL: 11th Year • Cowboys: 2nd Year



Skip Peete arrived in Dallas on Feb. 15, 2007 to coach the club's running backs after spending nine seasons in the same capacity with the Oakland Raiders. In his first season in Dallas, Peete's running back tandem of Marion Barber and Julius Jones teamed for 1,563 yards and 12 touchdowns on 368 carries. They were one of just three running back

pairs in the league to each have 150-or-more carries and 550-or-more rushing yards. Under Peete's watch, Barber emerged as an all-around threat after spending the first two seasons of his career primarily as a third down and short yardage back. Barber set career numbers with 204 carries for 975 yards to go with his 10 touchdowns and earned his first

career Pro Bowl selection despite seeing time as a reserve through the entire regular season. In Barber's lone start of the season – the Divisional Playoff Game – he rushed for a career-best 129 yards and a touchdown on a career-best 27 carries.

In 2006 Peete's work with the Raiders running backs allowed fourth-year man Justin Fargas to rush for his then single-season career-best yardage total (659). The prior season saw LaMont Jordan reach 1,025 yards – the first 1,000-yard season of his career. Jordan also rushed for nine touchdowns, a single-season personal best. Jordan added 70 receptions for 563 yards and two touchdowns.

Peete's running back corps helped the Raiders lead the NFL in total offense, win the 2002 AFC Championship and move on to Super Bowl XXXVII in San Diego. Under Peete the Raiders led the NFL in rushing in 2000 at almost 155 yards-per-game. Tyrone Wheatley led the 2000 team with 1,046 yards on the ground.

Prior to coaching in the NFL, Peete spent two seasons at UCLA, helping coach Skip Hicks to consecutive 1,000-yard and 20-plus touchdown seasons. He was the wide receivers coach at Rutgers

(1995) and Michigan State (1993-94). At Michigan State he coached Derrick Mason and Muhsin Muhammad. Peete was on the University of Pittsburgh coaching staff from 1988-92. While with the Panthers, he coached the running backs (1991-92) and mentored future New York Jets rusher Curtis Martin. Peete worked with Pitt's wide receivers (1989-90) after serving one season as a graduate assistant in 1988.

The Phoenix native began his collegiate playing career at the University of Arizona before transferring to Kansas. While at Kansas, Peete was an All-Big Eight wide receiver in 1985 and was voted team captain as a senior in 1986. In 1987 Peete was a wide receiver and played on special teams for the N.Y. Jets. His father Willie is a long-time college and NFL coach and was also a member of the Chicago Bears pro player personnel department. His brother, Rodney, is a former NFL quarterback who played 16 seasons including the 1994 season with the Cowboys. He is currently one of the hosts on Fox Sports Net's "The Best Damn Sports Show Period." He and his wife, Rebeca, have twins, a boy and a girl.

**Skip Peete** – Born January 30, 1963, Phoenix, Ariz. College: Wide receiver University of Arizona 1981-82, University of Kansas 1984-85. Pro: Wide receiver New York Jets 1987. College Coach: University of Pittsburgh 1988-92, Michigan State 1993-94, Rutgers University 1995, UCLA 1996-97. Pro Coach: Oakland Raiders 1998-2006, Dallas Cowboys 2007.



## WES PHILLIPS

Quality Control/  
Offensive Assistant

Texas El Paso

NFL: 2nd Year • Cowboys: 2nd Year



Wes Phillips joined the Dallas Cowboys in 2007 as the club's quality control/offensive assistant coach after coaching quarterbacks at the collegiate level for four years. In 2008 Phillips will continue in his role of breaking down film of upcoming opponents' defenses, composing each week's playbooks while also running the scout team in practices.

Before landing in Dallas, Phillips coached the quarterbacks in 2006 at Baylor under offensive coordinator Lee Hays. His work with quarterback Shawn Bell paid dividends as Bell threw for career-highs in attempts (383), completions (241), yards (2,582) and touchdowns (19) before his season was cut short with a season-ending knee injury. Despite missing the final three games of the 2006 campaign, Bell's passing numbers established school single-season records.

Prior to his one-year stint at Baylor, Phillips spent two seasons as the quarterbacks coach at West Texas A&M University under Hays. The Buffaloes celebrated their most successful season in almost 55 years in 2005, finishing 10-2 to post their first winning season since 1998, and the program's first 10-win season since 1950. WTAMU won the Lone Star Conference with an 8-1 record, its first league title since 1986 and advanced to the quarterfinals of the

NCAA D-II Playoffs for the first time in school history.

Phillips was an assistant coach at WTAMU and helped the school lead the 2005 Division II ranks in passing offense, racking up 363.8 yards-per-game. He tutored quarterback Dalton Bell who was a finalist for the Harlon Hill Trophy, which goes to the top Division II player. Bell completed 68.5 percent of his passes for 3,799 yards and 30 touchdowns with 13 interceptions on 454 attempts. He finished third nationally in total offensive yards (349.2) and established school and conference single-season records for total offense (3,843) and passing yards (3,799).

Prior to joining the WTAMU staff, Phillips spent one season as a student assistant coach at his alma mater, UTEP, and played two seasons at quarterback for the San Diego Rip Tide of the af2.

A three-year letterwinner at UTEP (1999-2001), Phillips was a member of the 2000 Miners team that shared the WAC title, posted the school's highest win total in more than a decade and played in the Humanitarian Bowl. Phillips still ranks among the school's single-season leaders in both pass efficiency (ninth – 120.0 in 2001) and completion percentage (eighth – 55.6 in 2001).

Phillips received his degree in philosophy from UTEP in 2001.

**Wes Phillips** – Born February 17, 1979, Houston, Texas. College: Quarterback UTEP 1997-2001. Pro: Quarterback San Diego Riptide (af2) 2002-03. College coach: UTEP 2003, West Texas A&M 2004-05, Baylor 2006. Pro coach: Dallas Cowboys 2007.



# BRUCE READ

## Special Teams

Portland State  
NFL: 7th Year • Cowboys: 2nd Year



Bruce Read enters his seventh professional season and his second with the Dallas Cowboys as the special teams coach. He was hired by Cowboys head coach Wade Phillips on February 22, 2007.

In Read's first season in Dallas, the Cowboys drafted kicker Nick Folk who went on to beat out veteran kicker Martin Gramatica and earn his first Pro Bowl selection. Folk finished the year with 131 points, setting a club rookie record. His 131 points was also good for fourth in the league among kickers. Return man Miles Austin finished the year ninth in the NFL (third in the NFC) in kickoff returns with an average of 25.5 on 24 attempts. The special teams unit also turned in a touchdown as Chris Canty blocked a Minnesota (10/21) field goal attempt that Patrick Watkins picked up and returned 48 yards for the score.

Read spent three years (2004-06) serving as the special teams coordinator at Oregon State. His 2006 unit was among the best in Beavers history as Sammie Stroughter set the school record with three punt returns for touchdowns and Alexis Serna – a Lou Groza recipient – set a school record with 106 consecutive made extra point attempts.

No stranger to the NFC East, Read spent the 2002 and 2003 seasons as the special teams coach for the New York Giants. In 2003 the Giants special teams units produced improved numbers in six-of-eight special teams statistical categories.

Read also served as the special teams coach for the San Diego Chargers from 1999-2001. The Chargers led the NFL in 2001 with a kickoff return

average of 26.0 yards, 4.4 yards more than the NFL average that season. The team also had the NFL's best starting average field position (33.1-yard line) following a kickoff. The Chargers finished seventh in the league in net average on punt coverage. San Diego did not allow a special teams touchdown while their special teams units scored four times. Punter Darren Bennett earned a trip to the Pro Bowl in 2000, leading the NFL with a 46.2-yard gross average. The team did not have a punt blocked in Read's three seasons with the Chargers. In 1999 Read's first year in San Diego, the Chargers led the league in net punting average (38.7).

Read served as special teams coach at Oregon State from 1997-98, his first tenure with the Beavers, where the special teams blocked 15 kicks (eight field goal or PAT attempts and seven punts) under his guidance. In 1998 OSU ranked second in the Pac-10 in field goal percentage (.654) connecting on 17-of-26 attempts.

Read began his coaching career in 1985 at the University of Montana and was named the special teams coach in 1987 where he remained for 10 years. During his tenure, the Grizzlies broke 20 special teams records as a team along with 11 individual kicking game records.

Read attended the Oregon Institute of Technology in 1981 and 1982 before finishing his college education at Portland State, earning a bachelor's degree in social science in 1986.

Read and his wife, Christina, have two sons, Justin (7/12/86) and Joshua (8/2/92).

**Bruce Read** – Born January 21, 1962, Santa Rosa, Calif. No pro playing experience. College coach: Montana 1985-96, Oregon State 1997-98 and 2004-06. Pro coach: San Diego Chargers 1999-2001, New York Giants 2002-03, Dallas Cowboys 2007.



# RAY SHERMAN

## Wide Receivers

Fresno State

NFL: 21st Year • Cowboys: 2nd Year



Ray Sherman begins his 35th year in coaching, his 21st as an NFL assistant and his second with the Dallas Cowboys. In 2007 – his first year in Dallas – Sherman was expecting to work with one of the league's most productive receiving combinations in Terry Glenn and Terrell Owens. Instead, Sherman was charged with the task of working in first time starter Patrick Crayton after Glenn underwent two knee surgeries prior to the start of the season. Under Sherman's tutelage, Owens had one of the most productive seasons of his career and one of the best in team history. Owens set a club record for touchdowns in a season (15), breaking Frank Clarke's mark of 14 set in 1962. On the year, Owens had six 100-yard games – tying the second most in a season in his career and tying the third-most by a receiver in team history. He also topped 1,000 yards for the second consecutive season and the eighth time of his career. Sherman's work with Crayton allowed him to set career-bests with 50 catches for 697 yards and seven touchdowns. Along the way, Crayton had his best game as a pro, catching seven passes for 184 yards and two touchdowns against St. Louis (9/30). The absence of Glenn also allowed Sherman to work in second-year receivers Miles Austin and Sam Hurd. While the two saw most of their action in three and four receiver formations, Hurd earned two starts and collected his first career touchdown catch.

Before landing in Dallas, Sherman spent two seasons (2005-06) coaching the Tennessee Titans receivers. Despite working with a rookie quarterback in Vince Young in 2006, Sherman's top receivers (Drew Bennett and Bobby Wade) enjoyed their best single-season averages for yards-per-catch (Bennett – 16.0 and Wade – 14.0), while second-year receiver Brandon Jones bettered his rookie numbers with 27 receptions for 384 yards (14.2 avg.) and four touchdowns.

In his first year with the Titans (2005), Sherman mentored a trio of rookie draft picks – Brandon Jones, Courtney Roby and Roydell Williams – along with veteran Drew Bennett in the lead receiver role. The three rookie receivers, along with rookie tight end Bo Scaife became the first quartet of rookie pass catchers to each collect at least 20 receptions since the 1968 Buffalo Bills (Max Anderson, Gary McDermott, Haven Moses, and Richard Trapp). Each of Sherman's three rookie receivers earned starting nods at some point during the season.

Before landing in Tennessee, Sherman spent five seasons (2000-04) as the wide receivers coach for the Green Bay Packers. During his run in Green Bay, Sherman helped develop a corps of young receivers – Javon Walker, Donald Driver and Robert Ferguson

– into elite receivers with Driver (2002, 2006 and 2007) and Ferguson (2005) earning trips to the Pro Bowl. In 2004 Driver and Walker ranked second in the NFL for yards by a receiver combination (2,590) and Walker was third in the league with 1,382 yards with 12 touchdowns in just his third NFL season. In 2002 the Packers led the league with 29 touchdown receptions.

Prior to coaching in Green Bay, Sherman was the offensive coordinator for the Minnesota Vikings (1999) and Pittsburgh Steelers (1998). The Vikings offense ranked third in the league in total offense and had the fifth best passing attack in the league. While with the Steelers, Sherman's offense featured a running attack that finished seventh in the league. Sherman was the quarterbacks coach (1995-97) for the Vikings before guiding the offense in Pittsburgh. Minnesota quarterback Warren Moon led the NFL in completions (377) and matched a career-high in touchdowns (33) under Sherman's tutelage. From 1996-97 Sherman oversaw the maturation of Brad Johnson into a starter as he ranked in the top-five in the league each season in passer rating. Before his first stint in Minnesota, Sherman coordinated Pete Carroll's offense in 1994 – Carroll's only season as the N.Y. Jets head coach.

Sherman spent three seasons (1991-93) with the San Francisco 49ers, first as their running backs coach (1991) then as the receivers coach (1992-93). Under Sherman's guidance, Jerry Rice had one of the best seasons of his career in 1993, recording 1,503 yards and 15 touchdowns en route to earning AP Offensive Player of the Year honors. Sherman followed Jerry Glanville to the Atlanta Falcons and spent one season (1990) as the Falcons assistant head coach/offense. He helped the Falcons finish 10th in the league in scoring and total offense after finishing in the bottom third the previous season.

Sherman made his NFL coaching debut under Glanville with the Houston Oilers as the team's running backs coach (1988). In his second season in Houston, he coached the club's receivers.

After playing wide receiver and defensive back at Fresno State, Sherman began a 14-year collegiate coaching career. He began as a graduate assistant at San Jose State (1974), then coached defensive backs at California (1975), tight ends at Michigan State (1976-77), running backs at Wake Forest (1978-80), running backs/slot backs at California (1981), running backs at Purdue (1982-85) and wide receivers at Georgia (1986-87).

Sherman and his wife Yvette have two children, Erica (15) and Alana (eight). His first child, Ray II, passed away in 2003.

**Ray Sherman** – Born November 27, 1951, Berkeley, Calif. Wide receiver/defensive back Fresno State. College coach: San Jose State 1974, University of California 1975 and 1981, Michigan State 1976-77, Wake Forest 1978-80, Purdue 1982-85, University of Georgia 1986-87. Pro coach: Houston Oilers 1988-89, Atlanta Falcons 1990, San Francisco 49ers 1991-93, New York Jets 1994, Minnesota Vikings 1995-97 and 1999, Pittsburgh Steelers 1998, Green Bay Packers 2000-04, Tennessee Titans 2005-06, Dallas Cowboys 2007.



## BRIAN STEWART

**Defensive Coordinator**

Northern Arizona

NFL: 7th Year • Cowboys: 2nd Year



On February 28, 2007, Wade Phillips put the final piece of his original coaching staff design in place for the Dallas Cowboys by bringing Brian Stewart to the staff after Stewart turned in a productive three-year stint as the secondary coach with the San Diego Chargers. While in San Diego, Stewart worked directly under the Cowboys head coach and became very familiar with the "Phillips 3-4" scheme.

In his inaugural season as an NFL coordinator, Stewart guided a Dallas defense that finished the season ninth in the NFL (fourth in the NFC) in total defense after allowing an average of 307.6 yards-per-game. Dallas was sixth in the NFL in defense against the run (third in the NFC) as the Cowboys allowed an average of 94.6 yards-per-game on the ground. The 2007 club was 13th in the NFL (fourth in the NFC) in pass defense with an average of 213.1 yards-per-game allowed through the air.

In 2007 the Cowboys allowed just seven of their 16 opponents to rush for more than 100 yards. Only one individual runner – Washington's Clinton Portis (104 yards) in the last game of the year – topped the 100-yard barrier against Dallas in 2007. The 2007 club also finished the year with 46 sacks, marking the team's highest sack total since the 1994 team had 47.

Along the way, the Cowboys tied the club record for regular season victories (13), while winning the team's first division title since 1998. In 2007 Stewart guided the fortunes of five defensive players who earned selections to the Pro Bowl. That figure represented the most defensive Pro Bowl selections by a Dallas team since the 1978 club also sent five to the all-star game. The 2007 Dallas contingent included DeMarcus Ware, Roy Williams and three players who made their first ever trips to Hawaii in Greg Ellis, Ken Hamlin and Terence Newman.

In his final season with the Chargers in 2006, the team registered a 14-2 record and earned the AFC Western Division crown. The 2006 Chargers ranked third in the NFL in average gain-per-opponents' passing play (5.36 yards), while closing the season seventh in the NFL in scoring defense (18.9 points-per-game) and second in sacks-per-passing play. The San Diego secondary also provided the coverage that helped the Charger's defense lead the league in total sacks with 61.

Under Stewart's guidance in 2006, cornerback Quentin Jammer tied his career-high single-season

performance with a team-leading four interceptions, while fellow corner Drayton Florence added three interceptions and safety Clinton Hart had another three. San Diego finished the year 10th in overall defense (301.6 yards-per-game) and 13th in the NFL in passing yardage (200.8).

While working along side Phillips for his entire three-year tenure in San Diego, Stewart's presence on the Chargers secondary helped the club make a dramatic – and immediate – improvement in its pass defense. In the season prior to his arrival (2003), San Diego allowed 36 touchdown passes. In Stewart's first two seasons on the job (2004 and 2005), the Chargers allowed a combined total of 38 opponents' scoring passes.

Stewart's first NFL coaching opportunity came with the expansion Houston Texans in 2002 where he assumed the role of assistant defensive backs coach for two years under head coach Dom Capers. He originally found his way to the NFL through the League's Minority Coaching Fellowship Program, working at training camps with both the Seattle Seahawks and Washington Redskins.

Prior to joining the NFL, Stewart spent one season (2001) as the defensive backs coach at Syracuse University where he worked with former SU head coach and former Dallas Cowboys linebackers coach Paul Pasqualoni. The 2001 Orangemen finished 10-3 and forced the second-most turnovers in the Big East Conference.

As an assistant at Missouri, from 1999-2000, he mentored two-time All-Big 12 free safety Julian Jones, who led the conference in 1999 with six interceptions. Stewart coached defensive backs for San Jose State University from 1997-98. In 1996 he served as a defensive graduate assistant at Missouri. Stewart also coached tight ends and special teams at Northern Arizona University in 1995.

He began his collegiate coaching career as an offensive assistant at Cal Poly San Luis Obispo, working with the wide receivers in 1993 and running backs in 1994.

Stewart played both cornerback and free safety in college. He began his collegiate career at Northern Arizona University, then transferred to Santa Monica City College for two seasons before graduating from Northern Arizona with a degree in criminal justice.

Stewart conducts a free one-day football camp

for kids 7-18 in his hometown and hosts ASR – a sports retreat for minority coaches and administrators.

Stewart attended Nogales High School in La Puente, Calif. He and his wife, Kimberly, have two daughters, Leila (9/11/01) and Mya (11/7/07).

**Brian Stewart** – Born December 4, 1964, San Diego, Calif. Cornerback/free safety Northern Arizona University and Santa Monica City College. College coach: Cal Poly-San Luis Obispo 1993-94, Northern Arizona University 1995, University of Missouri 1996 and 1999-2000, San Jose State University 1997-98, Syracuse University 2001. Pro coach: Houston Texans 2002-03, San Diego Chargers 2004-06, Dallas Cowboys 2007.



## WADE WILSON

### Quarterbacks

East Texas State

NFL: 8th Year • Cowboys: 5th Year



Wade Wilson returned to the Dallas Cowboys organization as the quarterbacks coach in 2007 after spending the previous three seasons with the Chicago Bears in the same capacity. A native Texan with football roots that go back to his high school and collegiate career as a quarterback, Wilson, recognized around the NFL as a solid teacher of young quarterbacks, will again handle the responsibility of continuing to develop Tony Romo into the quarterback of the future for the Cowboys.

In his first season back with Dallas, Wilson's work with Romo allowed the first-time starter to rewrite club passing records. Under Wilson, Romo was the league's fifth-rated passer (97.4) – good for third in club annals. His 4,211 passing yards allowed the fifth-year veteran to become the first quarterback in club history to top 4,000 passing yards. Romo completed 335 passes which topped Danny White's single-season franchise record set in 1983 and shattered White's record of 29 passing touchdowns, finishing with 36. Romo also became the first signal caller in franchise history to throw four touchdowns in back-to-back games. On the season, he logged four games with four-or-more touchdown passes, also establishing a club record. Among the many other accomplishments of the young starter, Romo finished 2007 with seven games of 300-or-more passing yards, another team record.

In 2006 Wilson's guidance helped steer fourth-year quarterback Rex Grossman in leading the Bears to an NFC title and a berth in the Super Bowl. Prior to the season, Grossman had started just seven games in three injury riddled years. Grossman threw 23 touchdown passes in his first full year as a starter, while directing Chicago to a 13-3 regular season record.

Through Wilson's first two seasons in Chicago (2004-05), rookie quarterbacks started 20 of the team's 32 regular season games while posting a 13-7 record. Under Wilson in 2005, rookie Kyle Orton was named the Bears starter late in the preseason. Orton went on to win nine of his first 12 starts in 2005 and finished the year with 10 wins – the most for a rookie drafted in the fourth round or later since the common draft was instituted in 1967. His 10 wins were also the second-best for a rookie passer

during that span, behind Ben Roethlisberger in 2004. His eight-game win streak was also the second-longest by a rookie passer in the NFL dating back to 1970.

Wilson's first season in Chicago (2004) was marked by four starting quarterbacks each starting at least three games. Grossman began the season as the starter, but was lost for the year due to injury. Veteran Jonathan Quinn was called on for the next three starts, but rookie Craig Krenzel was installed as the starter for three games before an injury sidelined him for the season. Chad Hutchinson started the last five games. This marked the second time in Wilson's career he had to prep four different quarterbacks in a season.

Wilson made his coaching debut in Dallas in 2000 after 19 years as an NFL quarterback – including three years with Dallas (1995-97). Along with his playing experience, Wilson has overseen two of the most tumultuous seasons in Dallas quarterback history, coaching six different starting quarterbacks in his 32 games as the club's quarterback coach.

Wilson was forced to call on all his knowledge and experience as he helped prepare four different starting quarterbacks for action during the 2001 season. It was the first time in club history four different players started at quarterback in the same season. The Cowboys opened the season with a rookie quarterback for just the third time in franchise history when Quincy Carter took the field against Tampa Bay. That game began the Cowboys quarterback carousel, as injuries forced Carter from the lineup for eight of the next nine games. During that span, Anthony Wright earned three starts – including a win at Washington – Clint Stoerner led the club in two games – including a win over Arizona – and Ryan Leaf took the helm for three games in November. Carter returned to the lineup in December and guided the Cowboys to three wins in their final six games.

Wilson's first year on the job was just as hectic as four different quarterbacks saw action during the season, the first time in club history four different players saw action at quarterback in the same season. Troy Aikman started 11 games but was forced to miss five starts and parts of three other games with injuries. Randall Cunningham relieved Aikman on

two occasions and started three other games in his place. Cunningham's start at Washington (9/18) produced a 27-21 win for Dallas and gave Dave Campo his first win as a head coach and Wilson his first as an assistant. Stoerner, in his rookie year, saw action in one game early in the year in place of Cunningham, before giving way to newcomer Wright. Wright earned the starting nod in the final two games of the season against the N.Y. Giants (12/17) and Tennessee (12/25).

A former Pro Bowler, Wilson joined the coaching ranks after a 19-year playing career. Only four other players in NFL history had played more seasons than Wilson. He was originally an eighth-round draft choice (210th overall) of the Minnesota Vikings in 1981 and led them to three playoff appearances, including the 1987 NFC Championship Game, during his 11 years with the team. He also spent time with the Atlanta Falcons (1992), New Orleans Saints (1993-94), Dallas Cowboys (1995-97) and Oakland Raiders (1998-99). He served as Aikman's backup on the Cowboys Super Bowl XXX championship team in 1995.

Wilson completed his career with a 75.6 quarterback rating on 1,391-of-2,428 passing for

17,283 yards. His best statistical year was 1988 when he led the NFC with a 91.5 quarterback rating and completed 204-of-332 passes (61.4%) for 2,746 yards, 15 touchdowns and nine interceptions. His 61.4% completion rate led the NFL that season. During his three years in Dallas, Wilson threw for 585 yards, one touchdown and four interceptions on 58-of-96 passing for a 63.9 rating. He earned one start (at Washington, 12/22/96) in his three-year stay in Dallas.

He was a four-year letterman and three-year starter at East Texas State University, where he earned NAIA All-America and Lone Star Conference MVP honors as a senior while leading the conference in passing and total offense. He completed 338-of-668 passes for 4,414 yards and 32 touchdowns during his four years with the Lions. He played high school football at near-by Commerce, Texas, High School.

Charles Wade Wilson majored in business management at ETSU, and he has his real estate license and his SEC-series seven registration. Wilson has four children; Travis Wade, Hayden, and twins Coleton and Sophie.

**Wade Wilson** – Born February 1, 1959, Commerce, Texas. Quarterback East Texas State 1977-80. Pro: Quarterback Minnesota 1981-91, Atlanta 1992, New Orleans 1993-94, Dallas 1995-97, Oakland 1998-99. Pro coach: Dallas Cowboys 2000-02, Chicago Bears, 2004-06, re-joined the Dallas Cowboys 2007.



**TONY  
OLLISON**  
Assistant Strength and  
Conditioning Coach



Tony Ollison, in his ninth year with the Cowboys strength and conditioning department, joined the club in the spring of 2000. He works closely with strength coach Joe Juraszek implementing player workout programs. In the Cowboys offseason, Ollison heads up the strength and conditioning program for the Dallas Desperados of the Arena Football League.

Ollison was the assistant strength and conditioning coach at the University of Arkansas from 1998 until coming to Dallas. He started his career in the weight room as a volunteer at Arkansas in 1993. He was a graduate assistant in the University of Tennessee weight room in 1994 before serving as

the Volunteers assistant strength and conditioning coach from 1995-97 while finishing his master's in sports administration.

Ollison played defensive end for Arkansas (1986-90), totaling 63 career tackles despite missing all but one game his senior season. He played on two Southwest Conference championship teams while earning his degree in communications. He signed as a free agent with the Indianapolis Colts in 1991 and was drafted by the San Antonio Riders of the World League in 1992.

Ollison and his wife, Sherry, have two sons, Kobe and Kasey and a daughter, Sydney.



## TOM CISKOWSKI

Director of College and Pro Scouting



Tom Ciskowski was named the Director of College and Pro Scouting in 2008, and in his first draft as the top scout in the 2008 NFL Draft, he helped the organization address two positions of concern in landing a pair running backs and cornerbacks with Felix Jones and Mike Jenkins heading the list as two first-round selections. The club also gained two additional picks in the 2009 NFL Draft through trades.

Ciskowski, who originally joined the Cowboys scouting department in 1992, finished his seventh season as the club's Assistant Director of College Scouting in 2007. Ciskowski observed first-hand the top college prospects in the land and also helped organize the club's entire college scouting operation. In his first season with the Cowboys, he served as a scout administered by the BLESTO Scouting Combine. Ciskowski became an area scout in 1993, working in the west for five years before moving to the southeast from 1998-2000.

Before becoming a scout, Ciskowski spent 15 years in the coaching ranks, the first two (1977-78) as an assistant at Pawhuska, Okla., High School. In 1979 he moved into the college coaching ranks, becoming the defensive backfield coach at East Central University in Ada, Okla. While at ECU, he

earned his masters degree in athletic administration. The following year, he moved to Arizona State University, working with the defensive line as a graduate assistant for the 1980-81 seasons.

In 1982 Ciskowski moved to Oklahoma State, joining the staff as an assistant to former Dallas offensive line coach Tony Wise, before becoming the offensive line and tight end coach at Wichita State in 1984. After that season, Ciskowski joined the University of Miami as a volunteer assistant, working with former Dallas defensive coordinator Butch Davis and the defensive line.

From 1986-89, Ciskowski worked with the offensive and defensive lines, first at New Mexico State for two seasons, and then at UNLV for two more. Before coming to Dallas, he coached the defensive line at College of the Sequoias in Visalia, Calif., from 1990-91. Thirteen of the team's players went on from the junior college to play Division I football in 1992.

A native of Medford, Okla., Ciskowski attended Medford High School and earned his bachelor's degree from Cameron University, where he also played football. He and wife, Jan, live in Coppell, Texas, with sons, Jeremy and Joshua, and daughter Julianna.



## TODD WILLIAMS

Assistant Director of Player Personnel



Todd Williams is in his 14th season with the Dallas Cowboys, his seventh season as the club's Assistant Director of Player Personnel. In this capacity, he is the assistant to Stephen Jones, the club's Executive Vice President of Player Personnel. Williams is primarily responsible for keeping Jones informed on the daily operations of the club. He is also responsible for monitoring the Cowboys salary cap and negotiating most rookie contracts, including many of Dallas's draft choices. In addition, he coordinates and schedules free agent tryouts for the team.

Williams originally joined the Dallas Cowboys organization as an intern in the operations department during the 1995 training camp in Austin, Texas. He then served as an administration and marketing

intern through the 1995 season. He was hired as a player personnel assistant in 1996, working closely with the personnel department in processing contracts and coordinating travel plans for free agent tryouts. He was promoted to Assistant Director of Player Personnel in 2001.

Williams was a sports management major at the University of Tennessee, where he played tight end for the Vols football team from 1992-94. Prior to Tennessee, he played for Northeast Oklahoma A&M Junior College, helping guide the team to the 1991 National JUCO Championship.

Williams is married to Cyndi Comeaux Williams. He has two children, Kyle and Kamryn, and one stepson, Gauge Doisher.





## CHRIS HALL

College Scouting  
Coordinator



Chris Hall enters his 19th season with the Cowboys, currently serving as the club's college scouting coordinator, a position he assumed in 2001. In that capacity, he is charged with the day-to-day operation and organization of the scouting department, including the creation and sorting of player information for the NFL Draft, maintaining the college scouting database and organizing the post-draft free agent signing period. He has also assisted the National Scouting Service for the last 15 years in the operation and execution of the NFL Scouting Combine in Indianapolis, Ind.

Hall originally joined the Cowboys scouting department in 1990 as a scouting assistant, where he was responsible for processing player reports, organizing film and working closely with the college scouts in managing and scheduling projects. Prior to joining the Cowboys, Hall worked in the athletic offices at Southern Methodist University.

Hall graduated from Southern Methodist in 1990 with a degree in advertising. He currently resides in Coppell, Texas, with his wife, Susan, and two daughters, Izabella and Victoria.



## DREW FABIANICH

(FAY-bee-on-itch)  
National Scout



Drew Fabianich joined the Cowboys Scouting Department in 2003 as a scout administered by the BLESTO Scouting Combine. He served as the Cowboys midwest area scout from 2004-2007, before becoming a national scout for the club in 2008.

Prior to joining the Cowboys, Fabianich spent 17 years as a high school and college coach. Most recently, he spent two seasons as the defensive coordinator/linebackers coach at W.T. White High School in Dallas, Texas (1999-2001). From 1996-99, he was the defensive coordinator/linebackers coach at Northeast Louisiana University. Prior to that, he was the defensive coordinator/linebackers coach at the University of Tennessee-Martin (1993-1996).

Fabianich served as the defensive ends/special teams defense coach from 1991-1993 at the University of Tennessee. In 1989 he worked as a graduate assistant/defensive ends and special

teams defense coach at Baylor. He started his coaching career in 1984 at Mesa State College and spent five seasons there as a quarterbacks and receivers coach/passing game coordinator.

Fabianich lettered as a quarterback at Mesa State College and participated in the 1982 NIAA National Championship Game before a spinal injury in 1983 ended his career. A two-year starter at Longmont, Colo., High School, Fabianich passed for over 2,500 yards and participated in the Colorado high school all-star game.

He graduated with a degree in kinesiology from Mesa State College in Colorado in 1988 and went on to Baylor University to work on his master's degree in sports administration. Fabianich was born on April 12, 1964 in Massillon, Ohio. He has two children, Ashleigh and Dominic. He and his wife, the former Christina Rinken, have one son, Markus (10/26/06).



**WALTER JULIFF**  
National Scout



Walter Juliff enters his 24th season as an NFL scout and 21st year with the Cowboys. Juliff served as the Cowboys southeast area scout from 2001-2007 before becoming a national scout for the club in 2008. He served as Assistant Director of College and Pro Scouting for the club from 1995-2000 after spending the previous eight years as a national and area scout. He was also responsible for signing college free agents from 1992-2000.

Before becoming a full-time scout, Juliff spent two seasons as a graduate assistant at the University of Texas. He was also an assistant with the Kerrville Tivy football and track teams in 1980, the Abilene Cooper High School football and baseball

teams in 1981 and the Houston-Kingwood High School football and baseball teams in 1982.

Juliff began his coaching career as a graduate assistant at Angelo State, where he spent two seasons. In 1978 the Rams went undefeated and won the NAIA national championship, then lost in the national semifinals the next year. A native of San Angelo, Texas (6/22/56), Juliff starred in football and as a hurdler in track at Central High School.

Juliff, who lives in Austin, Texas, earned his bachelor's degree from Angelo State University, where he also ran track, and his M.B.A. from Texas. He and former Cowboys quarterback Jerry Rhome are cousins.



**BILL DEKRAKER**  
Midwest Area Scout



Bill Dekraker enters his first season as the mid-west area scout for the Dallas Cowboys and 13th in the NFL after eight seasons as a scout with the Arizona Cardinals. At Arizona, Dekraker was responsible for both the east and west regions of the country. Prior to joining the Cardinals, he spent three seasons as a scout for the Carolina Panthers where he worked on draft preparation, attended workouts and updated a new pro personnel computer program.

Dekraker worked at Indiana University as a recruiting assistant where he took part in organizing recruiting visits and working with professional scouts before joining the Panthers.

He began his NFL career in the Washington Redskins scouting department from 1995-97. His

responsibilities in Washington included reviewing videos of draft prospects, charting plays during games, assisting with film breakdown and coordinating training camp.

Dekraker graduated from Old Dominion in 1995 with a bachelor's degree in sports management. He worked with the Hampton Road Sharks minor league football team, the NHL's Washington Capitals and in the promotions department of the Bowie Baysox, a minor league affiliate of the Baltimore Orioles. He also coached football at Catholic High School in Virginia Beach, Va.

He resides in Manassas, Va., with his wife, Mariela, and their sons, William and Tyler.



# SAM GARZA

Southwest Area Scout



After nine years in the coaching realm, Sam Garza entered the personnel arena as a pro scout with the Cowboys in 2005 and worked three seasons as a pro scout. In 2008 he moved over to the college scouting department becoming the southwest area scout. As a pro scout, he worked closely with then Assistant Director of Pro Scouting Brian Gaine, in evaluating players around the NFL and NFL Europe, as well as the Canadian Football League and the Arena Football League.

Garza came to Dallas after serving as the running backs and quarterbacks coach for the Saskatchewan Roughriders of the CFL in 2004. Prior to returning to Canada, he was the quarterbacks coach at the University of Texas – El Paso for four years (2000-2003). In 1998 Garza was the receivers coach for Saskatchewan before being promoted to quarterbacks/receivers coach in 1999. He began his coaching career at his alma mater as UTEP's

defensive graduate assistant in 1996 before moving to wide receivers coach in 1997.

Garza was an eighth round draft choice of the Seattle Seahawks in 1987 as a quarterback, but actually spent the season with the St. Louis Cardinals, seeing action in two games. He then spent seven years playing in the CFL – six with Winnipeg (1989-94) and one with Ottawa (1995).

Collegiately, Garza was one of the most prolific passers in UTEP history where he still ranks second in completions (483) and completion percentage (59.1%), third in attempts (817), passing yards (6,130) and touchdown passes (35) on all-time Miner passing charts.

A native of Corpus Christi, Texas, Garza (7/10/65) received his bachelor's degree in kinesiology from UTEP in 1995. He and wife Barbara have three sons, Callen, Shane and Jack, and a daughter, Hailey.



# MITCH LaPOINT

Southeast Area Scout



Mitch LaPoint joined the Cowboys college scouting department in 2005 and served as the team's west area scout for three seasons before moving to the southeast area in 2008. LaPoint spent the previous seven years (1998-2004) working in the Kansas City Chiefs player personnel department. From 2002-04, he served as the club's midwest area scout and football operations coordinator. As part of his operations responsibilities, he coordinated the Chiefs training camp at the University of Wisconsin –

River Falls.

From 1999-2001, LaPoint was an assistant in the scouting department, a position he was promoted to after spending 1998 as an intern.

The Lawrence, Kan., native received his bachelor's degree in sports management from the University of Kansas in 1998. LaPoint, born Feb. 25, 1976, and his wife, Jenny, reside in Flower Mound, Texas.



**HENRY SROKA**  
West Area Scout



Henry Sroka joined the Cowboys in 1999 after 18 years as a college coach and served as their southwest area for the 2006-07 seasons before moving to the west area scout in 2008. In 2003 he became the club's midwest area scout after four years of working for Dallas as a scout administered by the BLESTO Scouting Combine. Sroka first gained NFL experience during a coaching fellowship with the Detroit Lions during training camps in 1991-94.

Prior to joining the Cowboys, Sroka spent the 1998 season as defensive backs coach at the University of Redlands. From 1988-97, he coached running backs under former Dallas scout Jim Hess at New Mexico State University and was part of the school's first winning season in 14 years when the team posted a 6-5 mark in 1992. Prior to that, Sroka was the strength and conditioning coach, kicking

coach and defensive backs coach at Wichita State University from 1985-87. He served as a graduate assistant coach at Arizona State from 1981-85, where he worked with the Sun Devils kickers and running backs.

Sroka graduated from St. Mary's College in California in 1978 and went on to earn a masters degree from Arizona State. He was a running back and kicker for St. Mary's, where he was awarded the Albert Rahill Award for team loyalty. Prior to playing for St. Mary's, Sroka was a running back and kicker for the College of San Mateo.

He was born Oct 11, 1953 in Mexico City, Mexico. Sroka and his wife, Linn, are the parents of daughter, Maria del Pilar, and sons, Dominic and Mikael.



**JOHN WOJCIECHOWSKI**  
Northeast Area Scout



John Wojciechowski joined the Cowboys scouting department in 2003 and serves as the team's northeast area scout. Prior to coming to Dallas, Wojciechowski spent five years scouting for the Jacksonville Jaguars, joining their staff as the southeast regional scout for the BLESTO scouting organization. Wojciechowski was promoted by the Jaguars to midwest area scout in 2001.

Before becoming a full time scout, Wojciechowski served as a player personnel assistant for the Pittsburgh Steelers from 1996-98. In Pittsburgh he evaluated both college and pro talent

and did quality control work for the special teams units.

Wojciechowski was an All-Conference defensive end and a first-team All-America non-scholarship Division I-AA player at Duquesne from 1992-95. He was on teams that won a conference championship and a bowl game during his time with the Dukes. He also played baseball at Duquesne.

Wojciechowski received a degree in business administration at Duquesne. He was born Jan. 4, 1974 in Pittsburgh, where he currently resides with his wife, Tami, and their son, Holt.



## JUDD GARRETT

Assistant Director of Pro Scouting



Judd Garrett was added to the Cowboys scouting department in the spring of 2008 as the Assistant Director of Pro Scouting. Garrett has spent the past 12 years in various roles in the NFL. He will work closely with Tom Ciskowski, the Director of College and Pro Scouting, and be in charge of evaluating players and rosters from the NFL and other professional football teams. Garrett will also be responsible for advance scouting, free agency preparation and tracking player movements within the league.

Prior to arriving in Dallas, Garrett spent two years as the tight ends coach with the St. Louis Rams. From 2000-2005 he worked for the Miami Dolphins in a variety of capacities, but mainly as an offensive assistant. He served as the offensive quality control coach for the Dolphins from 2001-2005, but concentrated on quarterbacks in 2003 and the wide receivers in 2004. In 2001 he was an offensive assistant with Miami.

Garrett made his NFL coaching debut in 1997 with the New Orleans Saints as an offensive assistant. He spent three seasons with the Saints.

He coached one season (1996) at University School in Chagrin Falls, Ohio as an assistant coach.

Garrett played running back at Princeton from 1987-89, earning Ivy League Player of the Year and Division IAA All-America honors as a senior. He was

selected in the 12th round of the 1990 NFL Draft by the Philadelphia Eagles but was released and worked as an assistant coach at Princeton for the 1990 season.

Garrett spent two seasons, 1991-92, with the London Monarchs of the World League of American Football, where, in his first season, he led the league in receptions (71) and was an All-League pick at running back. His 71 receptions stood as a league record until 2000. In 1993 Garrett made the Dallas Cowboys practice squad before playing two years in the Canadian Football League with the Las Vegas Posse in 1994 and the San Antonio Texans in 1995.

Garrett continues the family tradition of football and the Cowboys organization joining his older brothers, John and Jason, as part of the Cowboys organization. John is in his second season with the team as the tight ends coach, while Jason was named the Assistant Head Coach after his first season as offensive coordinator for the Cowboys. Jim, his third brother, is the offensive coordinator for University School, a prep school in Ohio. His father, Jim, retired after the 2003 season with more than 30 years as an NFL assistant and scout, and 21 of those years as a member of the Dallas Cowboys scouting department.

Judd Garrett has two sons, Calvin and Campbell, and two daughters, Frances and Kassity.



## WILL McCLAY

Pro Scout



Will McClay is in his sixth season working in the Cowboys Pro Personnel Department, where he spends the summer and fall evaluating players on other NFL rosters, as well as players in the Arena Football League.

McClay is also the head coach of the Cowboys AFL team – the Dallas Desperados – a position he has held for the past five seasons (2004-08). In 2007 the Desperados finished with the league's best record at 15-1 and as the Eastern Division Champions for the second consecutive season. From 2002-03 he served as the Desperados defensive coordinator.

Prior to joining the Cowboys and Desperados,

McClay was the Assistant Director of Pro Scouting for the Jacksonville Jaguars. In his only season (2001) with the Jaguars, he was charged with scouting NFL teams Jacksonville did not play and advance scouting work. Before joining the Jaguars, he served as the Player Personnel Director of the XFL's Orlando Rage, as well as a consultant and scout, in the spring of 2001. The Rage finished the season 8-2 before falling in the first round of the playoffs.

Prior to moving into the personnel side of professional football, McClay spent 11 seasons in the AFL as a player and coach. He served as defensive coordinator and Director of Player Personnel for the

Grand Rapids Rampage in 1998. He added the title of assistant head coach in 1999, when the Rampage improved to an 8-6 record after posting a 3-11 campaign the previous season. In 1997 he was the defensive coordinator and Director of Player Personnel for the Anaheim Piranhas after serving as the defensive coordinator for the Milwaukee Mustangs in 1995 and the Florida Bobcats in 1996. McClay was the secondary and special teams coach of the Detroit Drive in 1993, helping the team reach

the ArenaBowl. From 1989-92 he was a wide receiver/defensive back for the Drive, helping lead them to three ArenaBowl titles in four appearances.

McClay was a four-year letterman and team captain as a defensive back at Rice University (1985-88), starting every game of his collegiate career. He graduated in 1990 with a degree in political science. McClay was born Oct. 13, 1966 in Memphis, Tenn. He and his wife, Kim, have two sons, Bailey and Gabriel.



**KEITH O'QUINN**  
 Pro Scout



Keith O'Quinn, entering his third season with the Cowboys Pro Scouting Department, is involved in the process of evaluating players around the NFL, as well as the Canadian Football League and the Arena Football League.

O'Quinn comes to Dallas after spending eight years as a high school and college coach. Most recently, he served as an assistant football and head baseball coach at Kaufman High school in Kaufman, Texas. Prior to that, he coached tight ends and special teams at Abilene Christian University in the 2003-2004 seasons. From 2000-2003, O'Quinn served as tight ends and assistant offensive line coach at Hardin-Simmons University in Abilene, Texas. While at HSU, the Cowboys compiled a 28-5 record and won two conference championships. He also worked as the team's academic supervisor. In

1999 he worked as the run game coordinator and offensive line coach as well as the head baseball coach at Bryan Adams High School in Dallas, Texas. O'Quinn began his coaching career at Liberty Christian School in Argyle, Texas, serving as a defensive backs and wide receivers coach.

A native of San Antonio, Texas, O'Quinn attended James Madison High School and earned a Bachelors of Science Degree from the University of North Texas, where he played strong safety and was coached on special teams by former Director of Scouting, Jeff Ireland. He went on to earn a masters degree in counseling and human development from Hardin-Simmons University.

O'Quinn currently resides in Dallas with his wife, Reigan, and their children, Mysti (13), Brittney (6), and Brock (4).



**JIM MAURER**  
 Head Athletic Trainer



Jim Maurer is entering his 19th season as a Dallas Cowboys athletic trainer, serving the last 13 years as the club's head athletic trainer.

Maurer took over responsibility of the athletic training department in 1996 after serving as a Cowboys assistant athletic trainer for six years. He served as a graduate assistant with Dallas for two seasons prior to being hired full-time in 1990.

Maurer was elected to the Professional Football Athletic Trainers Society (PFATS) Executive Board as the NFC head athletic trainer representative in

1999. He was re-elected to the same position for a fourth term in 2007. Following the 2002 season, Maurer and his staff were recognized as the NFL athletic training staff of the year by their peers. Named in honor of Ed Block – a former Baltimore Colts head athletic trainer – the award is given annually to the athletic training staff that exemplifies courage, compassion, commitment and community.

A Dallas native (3/8/65), Maurer earned a degree in physical education in 1988 from Southern

Methodist University, where he worked with the football and swim teams.

Maurer worked as a summer assistant with the Kansas City Chiefs in 1987, after spending the sum-

mer of 1986 with the Cowboys in the same capacity.

Maurer and his wife, Rosanne, live in Dallas, Texas, with their sons, Nicholas and Benjamin.



## BRITT BROWN

Associate Athletic Trainer



Britt Brown enters his 17th year as an athletic trainer in the NFL and his 13th as a member of the Cowboys athletic training staff. Brown supervises the Cowboys medical rehabilitation program and assists with treatment programs.

In 2007 his rehabilitation program was instrumental in the return of linebacker Greg Ellis and wide receiver Terry Glenn. Ellis returned from a ruptured Achilles tendon suffered in the 2006 season to play in 14 games last season and earn his first trip to the Pro Bowl. Glenn returned to the field for the final two games of the year after undergoing two knee surgeries prior to the start of the season.

Before coming to Dallas, Brown spent four years (1992-95) with the Miami Dolphins as an assistant athletic trainer. Brown currently serves as the Program Coordinator for the NFL/Professional Football Athletic Trainers Society (PFATS) Ethnic Minority Scholarship. Following the 2002 season, Brown and the Cowboys athletic training staff were recognized as the NFL athletic training staff of the year by their peers. Named in honor of Ed Block –

a former Baltimore Colts head athletic trainer – the award is given annually to the athletic training staff that exemplifies courage, compassion, commitment and community.

Before joining the Dolphins, Brown was the head basketball athletic trainer and assistant football athletic trainer at Southern Methodist University from 1989-92, where he also coordinated travel for the Mustangs basketball team. While earning a degree in secondary education/biology with an emphasis in athletic training (1982-87) and a master's degree in physical education/exercise physiology (1988-89) from Texas Christian University, he worked with the Horned Frogs football and baseball teams as a student athletic trainer. Brown worked as a part-time assistant athletic trainer for the Cowboys in 1986 and 1987 while attending TCU.

A native of Lampasas, Texas (7/6/64), the fastest growing county in Texas, Brown and his wife, Laura, live in Double Oak, Texas, with their son, Chase, and daughters, Sydney and Payton.



## GREG GAITHER

Assistant Athletic Trainer



Greg Gaither enters his eighth season as a full-time member of the Cowboys athletic training staff after originally serving a two-year stint with the club as a graduate assistant (1997-98). He assists with coordinating player rehabilitation and treatment programs while overseeing all medical records.

Following the 2002 season, Gaither and the rest of the Cowboys athletic training staff were recognized as the NFL athletic training staff of the year by their peers. Named in honor of Ed Block – a former Baltimore Colts head athletic trainer – the award is given annually to the athletic training staff that exemplifies courage, compassion, commitment and community.

Gaither returned to the Cowboys after two years on the athletic training staff at Kansas State University. He originally joined the Wildcats in the summer of 1999 as a graduate assistant working in both football and baseball. In 2000 he was promoted to a full-time role as assistant athletic trainer.

A native of Dallas, Texas (10/22/73), Gaither graduated from Southern Methodist University with a bachelor's degree, and received his master's degree from Kansas State University. Gaither and his wife, Leah, reside in Dallas, Texas, with their son, Grayson and daughter Haley.



## ROBERT BLACKWELL

Video Director



Robert Blackwell is entering his 27th year in the Cowboys video department, his 19th as the team's video director. In charge of taping and editing Cowboys practices and games, Blackwell is also responsible for editing opponents' tapes. He oversaw the change from videotape to digital imaging for Dallas's coaching staff in 2000. In his role with the club, Blackwell is responsible for entering and coordinating opponent and Cowboys offensive and defen-

sive game data. He also builds and distributes opponents scouting reports and video breakdowns.

A native of Garland, Texas (12/1/50), Blackwell earned his degree in communications from Stephen F. Austin, and later shot game films for Southern Methodist University's basketball and football teams (1979-84).

He and wife Diana have two children, Nathaniel and Lora Ann.



## STEPHEN GAGLIARDINO

Assistant Video Director



Stephen Gagliardino became the club's assistant video director in the spring of 2003 after spending the 2002 season as the department's graduate assistant. He is responsible for shooting team practices and games, as well as logging and digitizing game files for the coaching staff.

Gagliardino joined the Cowboys after spending the 2001-02 seasons in NFL Europe, where he handled the coaching video for the Scottish Claymores. He began his NFL career in 1995 as a ball boy with

the Philadelphia Eagles when he was 16 years old, working training camp and game days at Veterans Stadium. He did that for four seasons before moving over to the Eagles video department in 1999, where he worked full-time as an intern for three seasons (1999-2001) while finishing college and working in NFL Europe.

Gagliardino (11/10/78) is a native of Newark, Del.



## MIKE McCORD

Equipment Manager



Mike McCord enters his 19th season with the Cowboys, his 17th in the equipment department and his 15th as the equipment manager.

McCord originally joined the Cowboys in 1989

as the assistant ticket manager, spending two years in that capacity before moving to the football operations department in 1991. Before coming to Dallas, McCord spent two-and-a-half years with the Uni-



versity of Texas athletic department, one-and-a-half years as a part-time student assistant before receiving his B.B.A. and then one year as a full-time intern.


A native of Clovis, N.M. (11/6/64), McCord graduated from Roosevelt High School in San

Antonio, Texas, and spent two years attending Southwest Texas State before transferring to the University of Texas. He and his wife, Jan, live in Flower Mound, Texas, with their daughter, Megan, and son, Brock.



## BUCKY BUCHANAN

Assistant Equipment Manager



William Andrew "Bucky" Buchanan is entering his 14th year as the Cowboys assistant equipment manager. Buchanan officially joined the Cowboys in 1994 after spending many weekends and summers in the equipment room helping his father, "Buck" Buchanan, the Cowboys equipment manager from 1973-93.

Before coming to the Cowboys, Buchanan spent one-and-a-half years with Willis Medical in Richardson, Texas, and 10 years with the Skaggs Alpha Beta grocery store chain.

A native of Plano, Texas, Buchanan (6/9/61) graduated from Plano High School. He has two sons - Thomas II and Brett.



## MIKE KUROWSKI

Assistant Equipment Manager



Mike Kurowski joined the Cowboys equipment staff in 2001. Kurowski came to Dallas after serving as an equipment manager for the Las Vegas Outlaws of the XFL in the spring of 2001. Prior to his work in the pro ranks, he spent three years (1997-2000) as an equipment manager for the Oklahoma State University football team. Kurowski interned with the

Miami Dolphins at their 1999 training camp while still in school.

A native of Dallas, Texas, Kurowski (9/2/77) graduated from Oklahoma State with a degree in marketing. Kurowski and his wife, Valerie, have a son, Garyt, born August 31, 2007, and reside in Frisco, Texas.



## STEVE MANGUS

Equipment Room Staff



Steve Mangus works as an assistant in the Dallas Cowboys equipment room. He has been associated with the Cowboys organization since 1998, when he began assisting in the visitor's locker room during Cowboys home games at Texas Stadium. He also completed three seasonal internships with the club, working in the team's training camp equipment room during the summers of 2000-02.

During the NFL offseason, Mangus works as an equipment manager with the Dallas Desperados of the Arena Football League. Mangus began working with the Desperados during the team's inaugural sea-

son in 2002, overseeing the visitor's locker room at home games before being hired to the Desperados staff as the equipment manager in 2003.

Prior to joining the Desperados, Mangus spent time as an assistant equipment manager at the University of North Texas, where he also served as a student equipment manager from 2000-02.

Mangus graduated from North Texas with a degree in business administration. Mangus, his wife, Dana, and their daughter, Macie, live in Flower Mound, Texas.



# DALLAS COWBOYS

Tight Ends Coach John Garrett shares techniques and drills with more than 650 youth and middle school coaches as part of the Dallas Cowboys annual Youth Coaches Clinic – a one-day teaching seminar held at Texas Stadium and underwritten by Gene and Jerry Jones Family Charities.


**THE  
PLAYERS**





# FLOZELL ADAMS

6-7 • 340 • 5/18/75  
 Michigan State • D-2 for '98 (38th overall)  
 NFL: 11th Year • Cowboys: 11th Year  
 Games/Starts: 2007-16/16; Career-150/146;  
 Postseason: 2007-1/1; Career-5/5.



**Tackle**

**PRO:** While earning selections to the Pro Bowl in four of the past five seasons as a left tackle, Flozell Adams is regarded as one of the NFL's most productive and powerful offensive linemen. Adams joins Rayfield Wright (six selections), Pat Donovan (four) and Erik Williams (four) as the only tackles in club history to make four-or-more appearances in the Pro Bowl. Adams signed a six-year contract with Dallas in the offseason of 2008, virtually ensuring that he will finish his career with the team. He is the anchor of one of the biggest and most talented offensive lines in the NFL as two of his line mates, center Andre Gurode and right guard Leonard Davis, were also named to the Pro Bowl in 2007. Adams has been a fixture on the Dallas line since his rookie season of 1998, and he has 151 career starts in his 155 games played – including playoffs. A very effective pass protector for two-time Pro Bowl quarterback Tony Romo, Adams has also been a dominant run blocker throughout his career. A Dallas back has rushed for over 100 yards 43 times in Adams's 151 career starts. The 2006 season was a come-back year for Adams, who missed the final 10 games in 2005 after suffering a torn ACL in his right knee in Week 6. His dedication and perseverance in returning to Pro Bowl status after the injury prompted his teammates to select him as the club's 2006 Ed Block Courage Award recipient. Prior to the injury, Adams had compiled 107 straight starts, including 102 at left tackle and five at right guard. The streak, which began in 1999, was the longest active streak on the club and, at the time of his injury, the 12th-longest active streak in the NFL. From 1998 to 2002, he played a key role in helping Emmitt Smith nail down the NFL's all-time leading rusher title as Smith gained 5,928 yards in five seasons while playing behind Adams. An exceptional athlete for a man of his size, Adams has blocked a club-record four extra points in his career, and he has also blocked three field goal attempts.

**PRO BOWLS**



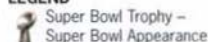
**TRANSACTION SUMMARY:**

- 2/28/08: Re-negotiated contract signed through 2013 with Dallas.
- 10/19/05: Placed on Reserve/Injured with a torn right ACL.
- 2/28/03: Signed a five-year contract with Dallas.
- 4/18/02: Signed a one-year contract with Dallas.
- 2/21/02: Designated franchise player.
- 4/18/98: Drafted in the second round (38th overall) by Dallas.

**2007:**

- Named a starter for the NFC Pro Bowl squad – his fourth Pro Bowl in the past five seasons as one-of-13 Cowboys selected – setting a team and NFL record.
- A second team All-Pro selection by the Associated Press.
- Played a key role in one of the most prolific offensive seasons in club history while helping the team to a club record-tying 13 victories and the first NFC East title for Dallas since 1998.
- The Dallas offense finished the season second in the NFL in scoring (first in the NFC) with an average of 28.4 points-per-game. The 455 points scored marked the second-most in club history behind only the 1983 team (479 points).
- With an average of 365.7 yards-per-game, the Cowboys were third in the NFL (second in the NFC) in total offense.
- Dallas ranked fourth in the NFL (third in the NFC) in passing with an average of 256.6 yards-per-game.
- In the rushing offense category, the Cowboys were 17th in the NFL (seventh in the NFC) with an average of 109.1 yards-per-game.
- In the win over the N.Y. Giants on opening night (9/9), the line allowed just one sack on 24 pass plays and the running game picked up 142 yards and a touchdown on 30 carries (4.7 avg.). The offense scored six touchdowns – which tied for the fourth-most in club history in a season opener as they racked up 478 total yards – the most in a non-overtime game since 1996.
- At Chicago (9/23) helped the offense put up 431 total yards as the Cowboys produced a 100-yard rusher (Barber), 100-yard receiver (Owens) and a 300-yard passer (Romo) for the first time in a game since an overtime win at Washington (9/12/99).
- In the win over St. Louis (9/30), the line allowed just one sack as Romo completed 21-of-33 passes for 339 yards. The running game gained 171 yards as the offense racked up 502 total yards for the first time since the Washington overtime win (9/12/99).
- At Buffalo (10/8) did not allow a sack on 50 pass plays as Romo threw for 309 yards and two scores.
- Against Minnesota (10/21) helped give Romo the time to complete 28-of-32 first half passes and 31 completions in the game for a single-game career-high.
- At Philadelphia (11/4) the line did not allow a sack on 25 pass plays as Romo completed 80.0% (20-of-25) of his throws for 324 yards and three touchdowns.
- In the win over Washington (11/18), the offense allowed only one sack on 32 pass attempts with Romo completing 22 passes for 293 yards and four touchdowns. It was the first time in team history a quarterback threw for four touchdowns in back-to-back weeks.

**LEGEND**



- In the Thanksgiving Day win over the N.Y. Jets (11/22), helped provide the holes for the second 100-yard rusher of the season – Barber (103) – as the running game picked up a season-high 174 yards.
- Against Green Bay (11/29) the line did not allow a sack for the third time in 2007 as Romo completed 19-of-30 passes for 414 yards and four touchdowns. It was the fifth time the offense amassed 400-or-more yards in the season and the sixth 300-yard passing game of the year for Romo.
- At Detroit (12/9) the Dallas offense racked up 368 total yards as Romo compiled his seventh 300-yard game of the season – and a 110.4 passer rating – his seventh consecutive game with a passer rating above 100.0.
- In the playoff loss to the N.Y. Giants (1/13/08) the line led a season-long 20-play, 90-yard drive for a touchdown in the second quarter that consumed 10:28, marking the longest time of possession on any drive in 2007. The line also provided holes for Barber – who finished with a career-high 129 yards on 27 carries (4.8 avg.).

#### 2006:

- Returned from a 2005 season-ending right knee ACL surgery and made his third Pro Bowl in four seasons as an injury replacement for the Saints Jammal Brown.
- The Cowboys scored 425 points (26.6 per-game), the fourth-most in the NFL in 2006, and the most by the Cowboys since the Super Bowl season of 1995. Was also the fourth-best scoring output by the Cowboys since the NFL went to a 16-game schedule in 1978.
- Helped Dallas return to the postseason with a 9-7 record before the season ended with a wild card loss at Seattle (1/6/07).
- Blocking helped the Cowboys produce two 1,000-yard receivers (Terrell Owens and Terry Glenn) and a 1,000-yard rusher (Julius Jones) for just the second time in team history.
- His start in the season-opening loss at Jacksonville (9/10) was his first since October 16, 2005.
- In the win at Tennessee (10/1), helped Dallas rush for 217 yards and three touchdowns, the team's best running performance since December 14, 2003 (222 yards).
- Helped Jones rush for more than 100 yards in three consecutive games at Tennessee (10/1), at Philadelphia (10/8) and against Houston (10/15).
- Was the anchor of the line for Romo's first career start, a 35-14 win at Carolina (10/29) in which Romo was sacked just twice in 38 pass plays while throwing for 270 yards.
- Dallas also ran for 156 yards (4.1 per-carry) against the Panthers while controlling the ball for a season-best 38:16 and gaining 414 total yards.
- In the win at Arizona (11/12) the line did not allow a sack in 29 pass plays, and Romo threw for 308 yards, his first career 300-yard passing game. Adams lined up across from the Cardinals Bertrand Berry, who recorded just one tackle.
- In the win over previously undefeated Indianapolis (11/19), the line gave Romo the time to complete 19-of-23 passes (82.6%) for 226 yards with just one sack. Limited Dwight Freeney to two tackles and one sack.
- In the Thanksgiving Day victory over Tampa Bay (11/23), the line allowed one sack on 30 pass plays, and the offense gained a season-high 435 total yards – 306 passing and 137 rushing. Romo tied the club record with five passing touchdowns in the game.
- In the last-minute win at the N.Y. Giants (12/3), the Dallas line allowed just one sack in 35 pass plays, and the Cowboys gained 257 passing yards and 110 rushing yards. Helped hold Osi Umenyiora to no tackles and no sacks.
- In the Sunday night loss to New Orleans (12/10), helped open the hole that allowed Jones's 77-yard touchdown, which tied the fifth-longest run in club history.

#### 2005:

- Returned to Pro Bowl form as one of the league's top left tackles before he tore his right ACL and ended his season in the Week 6 win over the N.Y. Giants (10/19).
- Prior to the injury, Dallas was 4-2, ranked seventh in total offense (373.2 yards-per-game) and had allowed just 13 sacks (2.2 per-game) in six games.
- Dallas finished the year ranked 13th in total offense (325.1 yards-per-game) and allowed 36 sacks in the games that followed the injury (3.6 per-game).
- Started his seventh consecutive season opener at left tackle in the win at San Diego (9/11), helping Dallas score 28 points and gain 301 yards of total offense.
- In a Monday night loss to Washington (9/19), was part of a Dallas line that did not allow a sack in 36 pass plays, marking the first time the Cowboys hadn't allowed a sack since Dec. 8, 2002, against San Francisco.
- In the win at San Francisco (9/25), the line allowed just two sacks in 40 pass plays, and the Cowboys gained 443 yards of total offense. Quarterback Drew Bledsoe's 363 passing yards – with two touchdowns – was the eighth-best performance in club history.
- In a key division win over Philadelphia (10/9), did not allow a sack and helped the Cowboys gain a season-high 456 yards of total offense, the most since they gained 541 yards at Washington (9/12/99).
- Suffered his season-ending injury in the third quarter of an overtime win against the N.Y. Giants (10/16). Underwent successful surgery to repair the right ACL on October 25.
- Prior to the injury, Adams had made 107 straight starts, including 102 at left tackle.

#### 2004:

- Followed the most productive year of his career with another solid performance and earned a reserve spot on the NFC Pro Bowl roster.
- Over the final seven games of the season, the offensive line helped rookie Julius Jones rush for 803 yards (114.7 yards per-game).
- In the season opening loss at Minnesota (9/12), the Cowboys gained 423 total yards, including 352 passing yards by Vinny Testaverde with just one sack in 52 pass plays.
- The following week against Cleveland (9/19), Dallas gained a season-high 441 total yards, including 322 passing yards from Testaverde, who was sacked only once in 36 pass plays. Testaverde became just the second Cowboys quarterback to throw for more than 300 yards in back-to-back games.
- Against Chicago (11/25) on Thanksgiving Day, was part of an offensive line that helped Jones rush for 150

yards, tying what was then the second-best mark ever by a Cowboys rookie running back. Adams also recovered a third-quarter fumble by R.W. McQuarters following an interception.

- In the 43-39 win on Monday Night Football at Seattle (12/6), helped Jones rush for 198 yards, the third-best rushing day in club history and the second-best by a Cowboys rookie. Jones also became the first Dallas running back to record back-to-back 100-yard rushing games since December 2001.
- In the last game of the season, at the N.Y. Giants (1/2/05), the offensive line helped Jones rush for 149 yards on 29 carries (5.1 yards-per-carry) and helped Testaverde record a season-high 109.2 quarterback rating after completing 23-of-30 passes (76.7%).

#### 2003:

- Signed a five-year contract in the offseason and went on to enjoy the most productive season of his career.
- Under new head coach Bill Parcells, became a starter on the offensive line for the NFC Pro Bowl team, while helping Dallas return to the playoffs as a wild card for the first time since 1999.
- Helped Dallas's total offense jump from 30th in 2002 to 15th in 2003, with an increase of almost 50 yards-per-game. That improvement helped the club post a 10-6 record after three straight 5-11 seasons.
- The line helped the Cowboys gain 403 yards of total offense in each of their first two games – against Atlanta (9/7) and at the N.Y. Giants (9/15). That marked the first back-to-back 400-yard games for Dallas since 1998.
- Adams's pass blocking against the Giants gave Quincy Carter time to throw for a career-high 321 yards.
- His run blocking was a key in a win at the N.Y. Jets (9/28), against whom Dallas rushed 41 times for 202 yards (4.9 per-carry) and a touchdown.
- In the loss at Tampa Bay (10/26), limited Bucs defensive end Simeon Rice to two tackles and no sacks as the club gained 400 yards of total offense, including 208 on the ground.
- In a 21-14 win over Washington (11/2), blocked his second career extra point when he batted down the Redskins first attempt.
- Blocked his second extra point of the season at New England (11/16) when he batted Adam Vinatieri's attempt in the second quarter. That block made Adams the first player in club history with two blocked PATs in the same season.
- The line allowed just one sack for no yards in 45 pass plays in a victory over Carolina (11/23).
- In the Thanksgiving loss to Miami (11/27), blocked his third extra point of the season.
- At Washington (12/14) part of a line that helped Troy Hambrick rush for 189 yards, at the time the third-best single-game performance in club history.

#### 2002:

- In a season plagued by injuries on the offensive line, Adams was the only Cowboys offensive lineman to start and finish every game.
- Missed most of training camp with a hyperextended right knee (Aug. 6) but returned to the starting lineup for the opener at Houston (9/8) and helped Dallas rush for 155 yards.
- After reshuffling the line at defending NFC Champion St. Louis (9/29), anchored a unit that allowed two sacks in 38 pass plays in the last-second victory.
- Was the only Dallas offensive lineman to start and play the entire game against Carolina (10/13), and the Cowboys had 148 yards and 14 points in the fourth quarter to nab a 14-13 win.
- In the loss to Seattle (10/27), played a key role in NFL history; Smith ran for 109 yards on 24 carries (4.5 yards-per-carry) and became the league's all-time leading rusher with an 11-yard run in the fourth quarter. It was Smith's first 100-yard game of the season, and his record-breaking run came on Adams's (left) side of the line.
- In the win over Jacksonville (11/24), provided time for Chad Hutchinson to throw for 301 yards as the team gained a season-high 405 yards of total offense.
- In the Thanksgiving Day victory over Washington (11/28), helped lead the way for a season-high 211 rushing yards, including a season-best 144 yards by Smith, who went over 17,000 career rushing yards and recorded his fourth consecutive 100-yard day against the Redskins.
- Also blocked his fourth career kick when he batted James Tuthill's field goal attempt in the second quarter of the Redskins win.

#### 2001:

- Key part of a line that helped Dallas finish third in the NFL in rushing with 136.5 yards-per-game.
- Dallas gained 2,184 rushing yards, the second-best total by the Cowboys in the previous 20 years (2,201 yards in 1995).
- Line allowed just 34 sacks in 447 pass plays and held opponents to two sacks-or-less in 10 games.
- In the loss to San Diego (9/23), the line helped Smith gain 85 yards on 17 carries (5.0 yards-per-carry) and pass Barry Sanders for second on the NFL's all-time rushing list.
- Blocked his first career PAT at Philadelphia (9/30).
- In a 9-7 win over Washington (10/15), helped lead Smith to his first 100-yard rushing game of the season (107 yards) and helped Dallas gain 211 rushing yards.
- In a loss at Atlanta (11/11), helped the team rush for 207 yards (6.3 yards-per-carry), including 127 yards from Troy Hambrick and 85 yards from Michael Wiley.
- Aided Smith in gaining a season-high 128 yards at Arizona (12/23), and the offensive line allowed just one sack in 30 pass plays.
- In the upset win over San Francisco (12/30), the line led the way to 186 rushing yards, including 126 by Smith, and limited the 49ers to one sack. Carter threw for a season-high 241 yards.

#### 2000:

- In his second season as the Cowboys starting left tackle, was part of an offensive line that allowed 35 sacks in 480 pass plays. In six games, opponents were held to one sack-or-less.
- Helped Smith rush for 1,203 yards and surpass 1,000 yards for the 10th consecutive season.
- Adams's work allowed the Cowboys to average 4.2 rushing yards-per-carry for the year. Only four NFC clubs rushed for more yards-per-carry in 2000.

- Helped lead Smith to his first 100-yard rushing game of the season at Carolina (10/1) when Smith gained 132 yards on 24 carries (5.5 yards-per-carry).
- In 48-7 win over Arizona (10/22), helped the Cowboys rush for 200 yards, including 112 by Smith, while allowing one sack.
- Aided Smith in rushing for over 100 yards the next two weeks: against Jacksonville (10/29) and at Philadelphia (11/5).
- Against Washington (12/10) Smith topped 100 yards for the sixth time on the season (150) as the team tallied 242 yards on the ground, the most rushing yards by Dallas since it had 271 yards at Philadelphia (10/31/93).

#### 1999:

- In his first full season at left tackle, was the only Dallas offensive lineman to start all 16 regular season games.
- The line allowed just 24 sacks in 531 pass plays, the second-fewest sacks allowed in the NFL in 1999.
- Helped Smith record 1,397 rushing yards, his most since 1995, and nine 100-yard rushing games, the second-most of his career in one season.
- Earned first NFL start at left tackle in overtime win at Washington (9/12), and helped the Cowboys gain 541 yards of total offense, their most since Sept. 15, 1985.
- Helped Smith gain 109 yards in a win over Atlanta (9/20), marking just the third time in 29 games that the Falcons allowed a 100-yard rusher.
- In the win over Green Bay (11/14), blocked a Ryan Longwell field goal, becoming the first Dallas offensive player to block a field goal since Doug Cosbie did it against St. Louis (10/21/79).
- In the Thanksgiving Day win over Miami (11/25), blocked a 47-yard field goal attempt by Olindo Mare in the second quarter, tying the club record of two blocked field goals in a season. Became the 11th player in club history to accomplish that feat and the first since Leon Lett in 1994.

#### 1998:

- Earned All-Rookie honors and played a key role on a line that allowed just 19 sacks, the fewest in the NFL.
- Forced into extended work as a rookie because of knee injuries to right guard Everett McIver. Started 10 games in place of McIver and earned 12 total starts – the most ever by a Dallas rookie offensive lineman.
- Made NFL debut against Arizona (9/6) and was used as a third tight end on short yardage situations before taking over for the final three quarters at right tackle after starter Erik Williams was ejected.
- In opener, helped Dallas gain 444 yards of total offense against the Cardinals, including 188 rushing yards; both totals were the team's highest since 1996.
- In place of the injured McIver (10/4), made his first career start at right guard against Carolina (10/11), helping the Cowboys to 428 yards of total offense.
- In his first five starts at right guard, helped Smith record four 100-yard rushing games, including a season-high 163 yards on 29 carries (5.6 yards-per-carry) against the N.Y. Giants (11/8).
- Started the final five regular season games at right guard and made his first postseason start against Arizona (1/2/99) in the playoff loss at Texas Stadium.

#### COLLEGE:

- Was named the 1997 Big Ten Offensive Lineman of the Year by the conference's head coaches.
- One of just four offensive linemen in 1997 who were semifinalists for the Outland Trophy and Lombardi Award.
- Moved from right tackle to left tackle and picked up All-America honors as a senior.
- A three-year starter at Michigan State, helped lead the Spartans to three straight bowl games for only the second time in school history.
- Started the final 28 games of his career at tackle. In 34 career starts, helped a Spartan running back rush for at least 100 yards 21 times.
- Anchored a line that produced a 1,000-yard rusher in each of his three seasons as a starter.
- Second-team All-Big Ten selection at right tackle following his sophomore and junior seasons.

#### PERSONAL:

- Flozell Adams attended Proviso West High School in Maywood, Illinois.
- Was a two-year starter on the offensive line, where he was an All-America and all-state selection.
- Also lettered three times in wrestling and four times in track (shot put).
- Advanced to the state heavyweight wrestling finals as a junior.
- Earned degree in criminal justice at Michigan State.
- Is a cousin of former NBA guard Hersey Hawkins.
- Participated in the offensive line's support of The Rise School of Dallas – First Downs for Down Syndrome project.
- Served as a guest speaker for the Coppell, Texas, High School football team for NFL High School Tuesday program.
- 2003 Cowboys United Way Hometown Huddle.
- Hosted his first Make-A-Wish Foundation child during the 2006 season.
- 2007 Children's Cancer Fund Fashion Show and Luncheon.
- Holiday Hospital Visits.
- Happy Hill Farm Kick Off Luncheon.
- Salvation Army Angel Tree Christmas Program.

ADAMS' COWBOYS TOTALS

Year Team	GP-GS	SPECIAL TEAMS							
		Solo	Ast	Tot	FF	FR	BP	BFG	BXP
1998 Dallas.....	16-12	0	0	0	0	0	0	0	0
1999 Dallas.....	16-16	0	0	0	0	0	0	2	0
2000 Dallas.....	16-16	0	0	0	0	0	0	0	0
2001 Dallas.....	16-16	0	0	0	0	0	0	0	1
2002 Dallas.....	16-16	0	0	0	0	0	0	1	0
2003 Dallas.....	16-16	0	0	0	0	0	0	0	3
2004 Dallas.....	16-16	0	0	0	0	0	0	0	0
2005 Dallas.....	6-6	0	0	0	0	0	0	0	0
2006 Dallas.....	16-16	0	0	0	0	0	0	0	0
2007 Dallas.....	16-16	0	0	0	0	0	0	0	0
<b>Totals .....</b>	<b>150-146</b>	<b>0</b>	<b>0</b>	<b>0</b>	<b>0</b>	<b>0</b>	<b>0</b>	<b>3</b>	<b>4</b>

**BLOCKED PATS**

at Philadelphia, 9/30/01  
vs. Washington, 11/2/03  
at New England, 11/16/03  
vs. Miami, 11/27/03

**BLOCKED FIELD GOALS**

vs. Green Bay, 11/14/99  
vs. Miami, 11/25/99  
vs. Washington, 11/28/02

**ADDITIONAL STATISTICS**

Opp. Fum. Rec. - 2004 (1 for 0 yds.).

**Playoffs**

1998 Dallas-1/1; 1999 Dallas-1/1; 2003 Dallas-1/1; 2006 Dallas-1/1; 2007 Dallas-1/1. **Totals-5/5.**



**DEON ANDERSON**

5-10 • 245 • 1/27/83  
Connecticut • D-6b for '07 (195th overall)  
NFL: 2nd Year • Cowboys: 2nd Year  
Games/Starts: 2007-8/4; Career-8/4;  
Postseason-0/0.



**Fullback**

**PRO:** Deon Anderson took over as the Cowboys starting fullback in only his third career game, making the most of an opportunity that was made possible when Oliver Hoyte went down with a neck injury. Anderson remained the starter until tearing his right rotator cuff during the eighth game of the season. He is expected to make a full recovery from his injury and reclaim his role as the team's starting fullback in 2008.

**TRANSACTION SUMMARY:**

**11/5/07:** Placed on Reserve/Injured with a torn right rotator cuff.

**4/29/07:** Drafted in the sixth round (195th overall) by Dallas.

**2007:**

- Played in eight games with four starts to record six receptions for 55 yards, 10 special teams tackles and a kickoff return for 10 yards.
- Placed on the Reserve/Injured list on November 5 with a torn right rotator cuff that he suffered at Philadelphia (11/4).
- Saw time in all four preseason games as the team's third fullback while also playing on special teams to make two special teams tackles - tops among Cowboys rookies and second overall in the preseason.
- Made his NFL debut on special teams in the season opener against the N.Y. Giants (9/9) and recorded a special teams tackle.
- Posted a special teams stop at Miami (9/16).
- Made his first NFL start at fullback for an injured Hoyte (neck) at Chicago (9/23) and tallied three special teams tackles.
- At Buffalo (10/8) recorded his first NFL reception in his second career start at fullback and finished the game with four receptions for 39 yards.
- Returned his first kickoff for 10 yards against New England (10/14) while also serving as the lead blocker against the Patriots.
- In his fourth start of the season at Philadelphia (11/4), helped the ground game round out 110 yards while also contributing two special teams stops.

**COLLEGE:**

- Was a standout special teams player and a valuable fullback at Connecticut, where he led the team in special teams tackles in each of his four seasons.
- Finished his career with 40 special teams tackles and had only three fumbles on 162 touches (114 rushes and 48 catches) with four rushing touchdowns.
- Named the team's Most Valuable Player after his senior season, after starting nine of 11 games he played.
- Missed the season finale against Louisville with a pinched nerve, the only game he missed in his four-year career at Connecticut.
- Missed the 2005 season, but was re-admitted to Connecticut in the spring of 2006 on the condition that he pay his own way.
- Had 11 special teams tackles in his sophomore and junior seasons.

**PERSONAL:**

- Deon Terry Anderson earned All-New England and All-Conference honors in football and was named the



team's MVP and Defensive Player of the Year after his senior season at Avon, Conn. Old Farms Prep School in 2001.

- Played at Hope High School in Providence, R.I., where he was a standout in football, track, and wrestling earlier in his prep career.
- Was an All-American wrestler, earning state and New England titles as a junior.
- Finished fourth in the shot put in the New England Finals.
- Was a psychology major at Connecticut.
- 2007 Dallas Cowboys Rookie Club.
- 2008 Taste of the NFL: The Ultimate Dallas Cowboys Tailgate Party benefiting the North Texas Food Bank.
- 2008 Cowboys NFL Draft Day and Fan Appreciation Party.
- Annual Holiday Hospital Visits.
- Salvation Army Angel Tree Christmas Program.
- Kick Off Luncheon and Cookbook benefiting Happy Hill Farm.

### ANDERSON'S COWBOYS TOTALS

Year Team	GP-GS	RUSHING					RECEIVING				
		No	Yds	Avg	Long	TD	No	Yds	Avg	Long	TD
2007 Dallas	8-4	0	0	0.0	0	0	6	55	9.2	17	0

### ADDITIONAL STATISTICS

Special Teams Tackles – 2007 (10).

Kickoff Returns – 2007 (1 for 10).



# MILES AUSTIN

6-3 • 216 • 6/30/84  
 Monmouth • FA for '06  
 NFL: 3rd Year • Cowboys: 3rd Year  
 Games/Starts: 2007-16/0; Career-25/0;  
 Postseason: 2007-1/0; Career-2/0.



Wide Receiver

**PRO:** As was one of just three rookie free agents who made the team out of training camp in 2006, Miles Austin has seen a majority of his playing time on special teams units. He took over as kick returner when Tyson Thompson (ankle) went down for the season in 2006 and again for Thompson in 2007. In 2006 Austin averaged 26.0 yards-per-kickoff return, the second-best average by a rookie in club history. He finished ninth in the NFL in kickoff return average (25.5) on 24 attempts in 2007. He will need to continue to excel as a returner and improve as a wide receiver to earn more playing time this season.

### TRANSACTION SUMMARY:

**5/1/06:** Signed with Dallas as a rookie free agent.

#### 2007:

- Served as the club's leading kick returner finishing third in the NFC (ninth in the NFL) with a 25.5 average on 24 attempts for 612 yards.
- Recorded his first career reception against the N.Y. Jets (11/22).
- Posted season and career-highs with six kickoff returns for 166 yards against Green Bay (11/29).
- Had a regular season career-long 60-yard kickoff return at Detroit (12/9) to finish the game with three returns for 112 yards and a 37.3 average.

#### 2006:

- Finished his rookie season with 29 kickoff returns for 753 yards for a 26.0 kickoff return average – the second-best by a rookie in club history.
- Played his first NFL game against Houston in Week 5 (10/15), when he made two tackles on special teams.
- Had a season-high 29.6-yard average on five returns against New Orleans (12/10), including a season-high 37-yard return.
- Returned three kickoffs for 136 yards at Seattle in the Wild Card Playoff Game (1/6/07), the second-most in team playoff history. Set team playoff records for kickoff return average (45.3 yards) and longest kickoff return (93 yards – the first kickoff return for a touchdown in team playoff history).

### COLLEGE:

- Finished his career at Monmouth University as the school's all-time leader in touchdown receptions (33), receptions (150) and yards (2,867).
- In eight games as a senior, had 51 catches for 1,101 yards and a team-record 14 touchdowns.
- In his sophomore and junior seasons, led the team in catches, yards and touchdowns, catching a then team-record 12 touchdowns as a sophomore.

### PERSONAL:

- Miles Austin was a two-year letterman at Garfield, N.J., High School, where he played wide receiver and defensive back.
- As a senior, recorded 75 tackles and 10 interceptions.

- Also played basketball, finishing with 1,028 career points, and was a member of the track and field team, for which he recorded the second-longest javelin throw in Bergen County history (214'8").
- 2006 Dallas Cowboys Rookie Club.
- 2007 - 2008 Taste of the NFL: The Ultimate Dallas Cowboys Tailgate Party benefiting North Texas Food Bank.
- 2007 Cowboys NFL Draft Day Fan Appreciation Party.
- Annual Holiday Hospital Visits.
- Salvation Army Angel Tree Christmas Program.
- Kick Off Luncheon benefiting Happy Hill Farm.

## AUSTIN'S COWBOYS TOTALS

Year Team	GP-GS	SPECIAL TEAMS								KICK RETURNS					
		Solo	Ast	Tot	FF	FR	BP	BFG	BXP	No	Yds	Avg	Long	TD	
2006 Dallas.....	9-0	5	2	-	7	0	0	0	0	0	29	753	26.0	37	0
2007 Dallas.....	16-0	6	4	-	10	0	0	0	0	0	24	612	25.5	60	0
<b>Totals .....</b>	<b>25-0</b>	<b>11</b>	<b>6</b>	<b>-</b>	<b>17</b>	<b>0</b>	<b>0</b>	<b>0</b>	<b>0</b>	<b>0</b>	<b>53</b>	<b>1,365</b>	<b>25.8</b>	<b>60</b>	<b>0</b>
<b>Playoffs</b>															
2006 Dallas.....	1-0	2	1	-	3	0	0	0	0	0	3	136	45.3	93t	1
2007 Dallas.....	1-0	0	0	-	0	0	0	0	0	0	3	67	22.3	29	0
<b>Totals .....</b>	<b>2-0</b>	<b>2</b>	<b>1</b>	<b>-</b>	<b>3</b>	<b>0</b>	<b>0</b>	<b>0</b>	<b>0</b>	<b>0</b>	<b>6</b>	<b>203</b>	<b>33.8</b>	<b>93t</b>	<b>1</b>

## AUSTIN'S CAREER GAME-BY-GAME

Game	2006 (Dallas)					KICKOFF RETURNS					2007 (Dallas)							
	No	Yds	Avg	Long	TD	Game	No	Yds	Avg	Long	TD	Game	No	Yds	Avg	Long	TD	
L- @ Jac 9/10.....												W- NYG 9/9.....						
W- Was 9/17.....												W- @ Mia 9/16.....	1	24	24.0	24	0	
W- @ Ten 10/1.....												W- @ Chi 9/23.....						
L- @ Phi 10/8.....												W- SIL 9/30.....						
W- Hou 10/15.....												W- @ Buf 10/8.....						
L- NYG 10/23.....												L- NE 10/14.....						
W- @ Car 10/29.....												W- Min 10/21.....						
L- @ Was 11/5.....												W- @ Phi 11/4.....						
W- @ Ari 11/12.....	2	39	19.5	22	0							W- @ NYG 11/11.....	3	59	19.7	25	0	
W- Ind 11/19.....	2	59	29.5	31	0							W- Was 11/18.....	3	73	24.3	28	0	
W- TB 11/23.....	3	76	24.0	34	0							W- NYJ 11/22.....	2	51	25.5	27	0	
W- @ NYG 12/3.....	4	107	26.8	33	0							W- GB 11/29.....	6	166	27.7	38	0	
L- NO 12/10.....	5	148	29.6	37	0							W- @ Det 12/9.....	3	112	37.3	60	0	
W- @ Atl 12/16.....	4	88	22.0	37	0							L- Phi 12/16.....						
L- Phi 12/25.....	4	91	22.8	28	0							W- @ Car 12/22.....	3	66	22.0	36	0	
L- Det 12/31.....	5	145	29.0	35	0							L- @ Was 12/30.....	3	61	20.3	37	0	
<b>Totals .....</b>	<b>29</b>	<b>753</b>	<b>26.0</b>	<b>37</b>	<b>0</b>							<b>Totals .....</b>	<b>24</b>	<b>612</b>	<b>25.5</b>	<b>60</b>	<b>0</b>	
<b>Playoffs</b>																		
L- @ Sea 1/6/07.....	3	136	45.3	93t	1							W- NYG 1/13/08.....	3	67	22.3	29	0	



# REMI AYODELE

(ay-DELL)

6-2 • 318 • 4/22/83

Oklahoma • FA for '07

NFL: 2nd Year • Cowboys: 2nd Year

Games/Starts: 2007-7/0; Career-7/0; Postseason-0/0.



**PRO:** Remi Ayodele provided the Cowboys with depth at the nose tackle position after the early season loss of Jason Ferguson in 2007. Ayodele was allocated to NFL Europe in the spring of 2007 and had 15 tackles, one sack and one pass breakup with the Frankfurt Galaxy.

### TRANSACTION SUMMARY:

- 9/1/07:** Released then quickly re-signed and on Cowboys roster for three months before landing on the team's practice squad.  
**2/12/07:** Allocated to NFL Europe.  
**11/7/06:** Signed to Dallas's practice squad.  
**7/26/06:** Signed with Baltimore but was released before the start of the season.  
**5/9/06:** Signed as a rookie free agent with New England but was waived June 16.

**2007 (Dallas):**

- Played in seven games recording five tackles and forcing one fumble.
- Was inactive for five games and on the practice squad for the last four games of the season.

**2006 (Dallas/Baltimore):**

- Spent a couple of weeks on the Cowboys practice squad after remaining out of football after his release from Baltimore.

**COLLEGE:**


- As a senior at Oklahoma, started six games and finished the year with 11 tackles, six tackles for a loss, one sack and one fumble recovery.
- In two years at Northeastern Oklahoma A&M, helped the team go 21-3, posting 50 tackles, three sacks and recovered one fumble.
- In 2003 led the Golden Norsemen to a second straight conference championship, a bowl title and a second-place national ranking.

**PERSONAL:**

- Remilekun Ayodele's brother, Akin, plays linebacker for the Miami Dolphins, but played for the Cowboys for two seasons (2006-07).
- Remi was a sociology major at Oklahoma.
- Annual Holiday Hospital Visits.
- Salvation Army Angel Tree Christmas Program.


**AYODELE'S COWBOYS TOTALS**

Year Team	GP-GS	DEFENSE					
		ST	AT	TT	Sks-Yds	Tkl/Ls	QB Prs PBU FF
2007 Dallas	7-0	5	0	5	0.0(0)	0(0)	0 0 1



## MARION BARBER III

6-0 • 225 • 6/10/83  
Minnesota • D-4 for '05 (109th overall)  
NFL: 4th Year • Cowboys: 4th Year  
Games/Starts: 2007-16/0; Career-45/3;  
Postseason: 2007-1/1; Career-2/1.



**Running Back**

**PRO:** Marion Barber shed the label as a third down and short yardage back in 2007 after leading the team in all rushing categories – 204 carries for 975 yards and 10 touchdowns – despite not starting a game during the regular season. His hard work and bruising running style was noticed around the league as Barber was selected to the Pro Bowl for the first time in his career. Since his arrival in Dallas in 2005, Barber has racked up 29 rushing touchdowns, good for seventh in team history. He scored 16 total touchdowns in 2006, leading the team, tying for the NFC lead, and tying for third in the NFL. Barber had the most total touchdowns by a Cowboys running back since Emmitt Smith had 25 in 1995. His 14 rushing touchdowns were the most in the NFC and the third-most in the NFL behind LaDainian Tomlinson (28) and Larry Johnson (17). They were also the most rushing touchdowns by a Dallas running back since Smith set the club record of 25 in 1995. Barber played right away as a rookie in 2005 and finished fifth among rookies in the NFL in rushing with 538 yards. He enters the 2008 season slotted as the starter for the first time in his pro career. In the 2007 offseason, Barber signed a six-year contract extension through 2014.



**TRANSACTION SUMMARY:**

- 5/20/08: Signed a six-year contract extension with Dallas through 2014.
- 4/24/05: Drafted in the fourth round (109th overall) by Dallas.

**2007:**

- Led the team with career-highs for carries (204), rushing yards (975) and touchdowns (10 – second-most in his career) despite serving as a reserve through the regular season.
- Earned his first career Pro Bowl selection.
- Had at least one rushing touchdown in each of the first four games of the season – his second-career four-game streak.
- Tied for third in the league with a 4.8 yard-per-carry average and tied for third among nonkickers with 72 points.
- Recorded his seventh career multi-touchdown game at Miami (9/16) then his second career 100-yard game with 102 yards at Chicago (9/23).
- Had his third career 100-yard game with 103 against the N.Y. Jets (11/22).
- Logged his 10th career multi-touchdown game and his first career three-touchdown performance (two rushing, one receiving) at Detroit (12/9).
- Rushed for 110 yards – his fourth career 100-yard game – at Carolina (12/22).

- Earned his first start of the season and first career postseason start against the N.Y. Giants (1/13/08) and rushed for a career-high 129 yards on a career-high tying 27 carries.

**2006:**

- Finished with four multiple rushing touchdown games on the season.
- Scored his first touchdown of the season with a one-yard rush on fourth down against Washington (9/17) on Sunday night.
- Became the first Cowboys running back to score a touchdown in four straight games since 2000, when Smith did it in five straight games, with a rushing touchdown against Houston (10/15).
- Had two fourth quarter touchdowns – his third multiple-touchdown game of his career - to help seal the win at Carolina (10/29) then did it again with two more in the fourth quarter against previously undefeated Indianapolis (11/19).
- Rushed for a season-high 83 yards on a season-high 16 carries along with adding the first two receiving touchdowns of his career on Thanksgiving Day against Tampa Bay (11/23). It was the first time a Dallas back recorded two touchdown catches in a game since Preston Pearson against Chicago (10/24/76).

**2005:**

- Finished second on the team – fifth in the NFL among rookies – with 538 rushing yards while his five rushing touchdowns ranked fourth in the league among rookies.
- Made his NFL debut returning kickoffs at San Diego (9/11) and averaged 19.3 yards on three kickoffs.
- Was the third-down back at Oakland (10/2) and got the first two carries of his career.
- Earned his first NFL start against Arizona (10/30) and led the team with 127 yards and two touchdowns on 27 carries. It was the first 100-yard rushing game of the season for Dallas, and the two touchdowns were the first of Barber's career.
- Scored two touchdowns against Detroit (11/20), his second two-touchdown game of the season and his third consecutive game with a touchdown.

**COLLEGE:**

- Gained 3,276 yards on 575 carries (5.7 yards-per-carry) and scored 35 touchdowns for Minnesota.
- Finished third in school history in career rushing yards (3,276) and 100-yard rushing games (14).
- Totaled 4,495 all-purpose yards and 35 rushing touchdowns, both ranked second in school history.
- Played just three years, having missed all but two games of his sophomore season before receiving a red-shirt because of a chronic hamstring injury.
- As a junior earned honorable mention All-Big Ten honors after rushing for 1,269 yards and 11 touchdowns.
- After recovering from a hamstring injury from a year earlier, rushed for 1,196 yards and 17 touchdowns to earn first-team All-Big Ten honors as a redshirt sophomore.
- Tied or broke several school records, including the records for rushing touchdowns in a season (17) and 100-yard rushing games (seven) in a season.
- Led the conference and finished seventh in the nation in punt-return average (14.5 yards-per-return).
- Was limited to two games with hamstring problems as a sophomore and earned an additional year of eligibility.
- As a true freshman, twice topped 100 rushing yards.
- Was the recipient of the Sheldon Douglas Endowed Scholarship at Minnesota.

**PERSONAL:**

- Marion Sylvester Barber was a *SuperPrep* and *PrepStar* All-Midwest and consensus all-state selection as a senior running back and defensive back at Wayzata, Minn., High School, rushing for 1,778 yards and 18 touchdowns and had 10 interceptions.
- Was an honorable mention all-conference center fielder for the Wayzata baseball team.
- The son of Marion Barber Jr., who rushed for 3,235 yards and scored 34 touchdowns for the Golden Gophers (1977-80) before embarking on a seven-year (1983-88) NFL career with the N.Y. Jets.
- Majored in business marketing at Minnesota.
- 2005 Dallas Cowboys Rookie Club.
- 2007 Taste of the NFL: The Ultimate Dallas Cowboys Tailgate Party.
- Hosts the Marion Barber Football Camp in his hometown.
- Dallas Cowboys Early Thanksgiving Day Meal at The Salvation Army.
- Annual team Holiday Hospital Visits.
- Annual team Kick Off Luncheon and Cowboys Cookbook benefiting Happy Hill Farm.
- Salvation Army Angel Tree Christmas Program.



**MISSION:** To empower and support less fortunate youths, middle school through high school in achieving their highest level of independence through mentorship, community involvement, academic tutoring, and health and fitness.

**BARBER'S COWBOYS TOTALS**

Year Team	GP-GS	RUSHING					RECEIVING				
		No	Yds	Avg	Long	TD	No	Yds	Avg	Long	TD
2005 Dallas.....	13-2	138	538	3.9	28t	5	18	115	6.4	21	0
2006 Dallas.....	16-1	135	654	4.8	25	14	23	196	8.5	26	2
2007 Dallas.....	16-0	204	975	4.8	54	10	44	282	6.4	29	2
<b>Totals.....</b>	<b>45-3</b>	<b>477</b>	<b>2,167</b>	<b>4.5</b>	<b>54</b>	<b>29</b>	<b>85</b>	<b>593</b>	<b>7.0</b>	<b>29</b>	<b>4</b>
<b>Playoffs</b>											
2006 Dallas.....	1-0	3	4	1.3	3	0	3	23	7.7	9	0
2007 Dallas.....	1-1	27	129	4.8	36	1	1	9	9.0	9	0
<b>Totals.....</b>	<b>2-1</b>	<b>30</b>	<b>133</b>	<b>4.4</b>	<b>36</b>	<b>1</b>	<b>4</b>	<b>32</b>	<b>8.0</b>	<b>9</b>	<b>0</b>

Year	SPECIAL TEAMS								KICKOFF RETURNS				TD	
	Solo	Asst	Tot	FF	FR	BP	BFG	BXP	No	Yds	Avg	Long		
2005 Dallas	0	1	-	1	0	0	0	0	0	3	58	19.3	21	0
2006 Dallas	0	0	-	0	0	0	0	0	0	0	0.0	0	0	0
2007 Dallas	0	0	-	0	0	0	0	0	0	0	0.0	0	0	0
<b>Totals</b>	<b>0</b>	<b>1</b>	<b>-</b>	<b>1</b>	<b>0</b>	<b>0</b>	<b>0</b>	<b>0</b>	<b>0</b>	<b>3</b>	<b>58</b>	<b>19.3</b>	<b>21</b>	<b>0</b>

**SINGLE-GAME BESTS**

**Rushing Yards** – 127 vs. Arizona, 10/30/05  
*Postseason* – 129 vs. N.Y. Giants, 1/13/08  
**Rushing Avg.** – 6.8 at Chicago, 9/23/07  
**Rushing Touchdowns** – 2 many times, last at Detroit, 12/9/07  
**Carries** – 27 vs. Arizona, 10/30/05  
*Postseason* – 27 vs. N.Y. Giants, 1/13/08  
**Long Run** – 54 at Chicago, 9/23/07  
**Receptions** – 10 at Detroit, 12/9/07  
**Receiving Yards** – 61 at Detroit, 12/9/07

**ADDITIONAL STATISTICS**

**Fumbles (fumbles/lost)** – 2005 (3/0), 2006 (0/0), 2007 (3/0). Total (6/0).  
**Fumbles Recoveries** – 2007 (1 for 0 yds.)

**BARBER'S GAME-BY-GAME RUSHING**

Game	2005 (Dallas)				
	No	Yds	Avg	Long	TD
W- @ SD 9/11					
L- Was 9/19			INACTIVE		
W- @ SF 9/25			DID NOT PLAY		
L- @ Oak 10/2	2	1	0.5	1	0
W- Phi 10/9			INACTIVE		
W- NYG 10/16	11	30	2.7	11	0
L- @ Sea 10/23	22	95	4.3	14	0
W- Ari 10/30	27	127	4.7	28	2
W- @ Phi 11/14	13	46	0.5	26	1
W- Det 11/20	15	53	3.5	10	2
L- Den 11/24	9	28	3.1	6	0
L- @ NYG 12/4	2	8	4.0	6	0
W- KC 12/11	15	82	5.5	28	0
L- @ Was 12/18	10	30	3.0	8	0
W- @ Car 12/24	6	20	3.3	10	0
L- StL 1/1/06	6	18	3.0	9	0
<b>Totals</b>	<b>138</b>	<b>538</b>	<b>3.9</b>	<b>28</b>	<b>5</b>


Game	2006 (Dallas) cont.				
	No	Yds	Avg	Long	TD
L- vs. NO 12/10	2	-1	-0.5	0	0
W- @ Atl 12/16	11	69	6.3	13	2
L- vs. Phi 12/25	6	3	0.5	4	0
L- vs. Det 12/31	7	15	2.1	6	1
<b>Totals</b>	<b>135</b>	<b>654</b>	<b>4.8</b>	<b>25</b>	<b>14</b>

**Playoffs**  
L- @ Sea 1/6/07 ..... 3 4 1.3 3 0

Game	2006 (Dallas)				
	No	Yds	Avg	Long	TD
L- @ Jac 9/10	3	13	4.3	8	0
W- vs. Was 9/17	8	39	4.9	15	1
W- @ Ten 10/1	9	55	6.1	16	1
L- @ Phi 10/8	7	22	3.1	11	1
W- vs. Hou 10/15	10	57	5.7	15	1
L- vs. NYG 10/23	6	29	4.8	22	0
W- @ Car 10/29	9	49	5.4	14	2
L- @ Was 11/5	7	45	6.4	10	0
W- @ Ari 11/12	13	65	4.6	12	1
W- vs. Ind 11/19	9	35	3.9	20	2
W- vs. TB 11/23	16	83	5.2	24	0
W- @ NYG 12/3	12	76	6.3	25	2

Game	2007 (Dallas)				
	No	Yds	Avg	Long	TD
W- NYG 9/9	11	65	5.9	19	1
W- @ Mia 9/16	14	89	6.4	40	2
W- @ Chi 9/23	15	102	6.8	54	1
W- StL 9/30	8	50	6.3	23	0
W- @ Buf 10/8	8	28	3.5	9	0
L- NE 10/14	9	49	5.4	17	0
W- Min 10/21	19	96	5.1	24	1
W- @ Phi 11/4	16	56	3.5	16	1
W- @ NYG 11/11	12	34	2.8	6	0
W- Was 11/18	15	43	2.9	11	0
W- NYJ 11/22	18	103	5.7	20	1
W- GB 11/29	17	81	4.8	17	0
W- @ Det 12/9	7	43	6.1	20	1
L- Phi 12/16	7	32	4.6	11	0
W- @ Car 12/22	22	110	5.0	37	1
L- @ Was 12/30	6	-6	-1.0	3	0
<b>Totals</b>	<b>204</b>	<b>975</b>	<b>4.8</b>	<b>54</b>	<b>10</b>

**Playoffs**  
L- NYG 1/13/08 ..... 27 129 4.8 36 1



**MARTELLUS BENNETT**

6-6 • 265 • 3/10/87  
 Texas A&M • D-2 for '08 (61st overall)  
 NFL: Rookie • Cowboys: Rookie



**Tight End**

**COLLEGE:** Martellus Bennett combines excellent size, strength and quickness providing the Cowboys with a complimentary tight end to Jason Witten that will be a threat as both a mid-range receiver and a blocker. He holds the Texas A&M school record with at least one reception in 29 consecutive games, topping the previous mark of 26 straight games by Terrence Murphy (2001-04). Bennett finished his career with 105 receptions, 1,246 receiving yards and 10 touchdowns. His 105 receptions tied the school career record for tight

ends, matching a figure first set by Rod Bernstine (1983-86), and his 1,246 yards receiving yards rank 15th overall. His receiving yardage total set an Aggie tight end career-record, surpassing the old mark of 1,181 yards by Richard Osborne (1972-75). Bennett's 10 touchdown catches tied Terrence Murphy (2001-04) and Jamaar Taylor (2001-03) for eighth on the Aggies career-record chart and are the most ever by an A&M tight end.

**TRANSACTION SUMMARY:**

**4/26/08:** Drafted in the second round (61st overall) by Dallas.

**2007:**

- In 12 games of action with six starts as a junior, led the team with a career-high 49 receptions for 587 yards (12.0 avg.) and four touchdowns.
- His 49 grabs ranked second to Rod Bernstine (65 in 1986) on the school season-record list for tight ends and tied Barney Harris (1968) for ninth on the school's overall season-record list.
- Earned second-team All-Big 12 Conference choice by the *San Antonio Express-News* and *Fort Worth Star-Telegram* and honorable mention from the league's coaches and Associated Press.
- Thirty of his 49 receptions were good for first downs, as he helped convert 13-of-29 third-down throws and three-of-three on fourth-down.
- Had 23 catches for longer than 10 yards, including seven for more than 20 yards each.
- Caught five passes inside the red zone and had key catches that set up 13 touchdown drives and six others that ended with field goals.
- In addition to playing tight end, also saw action on the defensive line.
- Had a season-high 98 receiving yards on six receptions against Louisiana-Monroe.
- Recorded a career and season-high eight receptions for 91 yards against Kansas.
- Posted the second-multiple touchdown game of his career at Missouri on four catches for 63 yards.

**2006:**

- Started all 13 games as a sophomore, ranking second on the team with 38 receptions for 497 yards (13.1 avg.) and three touchdowns.
- Semifinalist for the John Mackey Award, given to the nation's top tight end and earned first-team All-Big 12 Conference honors from the *Dallas Morning News*, adding second-team accolades from the *Houston Chronicle*, Associated Press, *San Antonio Express-News*, *Fort Worth Star-Telegram*, *Austin American-Statesman* and the league's coaches.
- Recorded a season-high six receptions for 67 yards at Kansas.
- Had a career-high 133 receiving yards at Baylor on five catches along with two touchdowns – the first multiple-touchdown game of his career.
- Tied his season-high of six receptions against Nebraska for 67 yards.

**2005:**

- Played in 11 games as a true freshman, starting in five contests and had 18 catches for 162 yards (9.0 avg.) and three touchdowns.
- Earned Freshman All-American honors from *The Sporting News* and was an All-Big 12 Conference honorable mention by the league's coaches.
- Posted season-highs in catches (four) and receiving yards (39) at Colorado.
- Recorded the first touchdown of his career on a 14-yard reception against Oklahoma State. Finished with three catches for 34 yards.

**PERSONAL:**

- Martellus Demond Bennett attended Alief, Texas, Taylor High School where he was a three-year starter at tight end.
- Consensus prep All-America selection, a two-time all-district and all-Greater Houston choice at tight end, a member of *Dave Campbell's Texas Football Super Team* and a finalist for the Houston Touchdown Club Offensive Player of the Year.
- Earned first-team Class 5A all-state honors from the Texas Sports Writers Association after hauling in a team-high 42 catches for 487 yards and six touchdowns as a senior in 2004.
- Also played basketball, picking up all-Greater Houston accolades in 2004-05 and averaged 23 points and 8.2 rebounds-per-game as a senior.
- Lettered twice for the Texas A&M basketball team, appearing in 26 games as a reserve forward during the 2005-06 season, averaging 1.9 points, shooting 12-of-46 from the field and 25-of-41 from the free throw line. Dished out 12 assists and had 40 rebounds.
- Played in four games during the 2006-07 season before leaving the team in January.
- Was a communications major at Texas A&M.
- Older brother, Michael Jr., was his teammate and played along the defensive line at Taylor High School and Texas A&M (2005-07).

**BENNETT'S TEXAS A&M TOTALS**

Year	GP-GS	RECEIVING				
		No	Yds	Avg	Long	TD
2005	11-4	18	162	9.0	22	3
2006	13-13	38	497	13.1	75	3
2007	12-6	49	587	12.0	42	4
<b>Totals</b>	<b>36-23</b>	<b>105</b>	<b>1,246</b>	<b>11.9</b>	<b>75</b>	<b>10</b>



# JOE BERGER

(BER-ger)

6-5 • 311 • 5/25/82

Michigan Tech • W (Mia) for '06

NFL: 4th Year • Cowboys: 3rd Year

Games/Starts: 2007-1/0; Career-4/0; Postseason-0/0.



Guard

**PRO:** With another opportunity to land a young, big, versatile offensive lineman, the Cowboys claimed Joe Berger off waivers from Miami on Nov. 24, 2006. Although Berger has not seen much playing time in his NFL career, he is an intelligent, versatile lineman with the ability to play several positions along the offensive line which provides Dallas with added depth in a position group that sent three players to the Pro Bowl in 2008.

### TRANSACTION SUMMARY:

4/27/07: Signed a one-year contract with Dallas.

11/24/06: Signed with Dallas.

11/23/06: Waived by Miami.

9/4/05: Waived by Carolina.

4/24/05: Drafted in the sixth round (207<sup>th</sup> overall) by Carolina.

### 2007:

- Was on the active roster for three games and was inactive for the remaining 13 and the club's Divisional Playoff Game.
- Active but did not play at Chicago (9/23) and at Carolina (12/22).
- Saw his only action of the season in the fourth quarter in place of Leonard Davis at right guard in the season finale at Washington (12/30).

### 2006 (Miami/Dallas):

- Was inactive for 11 games with Miami and five games with Dallas.

### 2005 (Carolina/Miami):

- Released by the Panthers at the end of camp and signed with the club's practice squad.
- After signing with the Dolphins on Sept. 7 off Carolina's practice squad, was inactive for the first 11 games.
- Played in the last three games as a reserve lineman for the Dolphins.

### COLLEGE:

- Was a walk-on at Michigan Tech and started 28 games at right tackle in his four-year collegiate career.
- A first-team All-Great Lakes Intercollegiate Athletic Conference pick in each of his final two years.
- Following his senior campaign, played in the Division II All-Star Cactus Bowl, where he earned the Jim Langer Award as the top offensive lineman.
- Was just the third player from Michigan Tech to be selected in the NFL Draft.

### PERSONAL:

- Joseph Berger was an All-Western Waterways Activities Conference selection as a senior at Newaygo, Mich., High School.
- In two seasons of football, posted 238 tackles and an interception.
- Was the team captain as a senior and was an academic all-state honorable mention.
- Has a degree in mechanical engineering from Michigan Tech.
- Has one son, Gavin.
- Annual team Holiday Hospital visit.
- Annual team Kick Off Luncheon benefiting Happy Hill Farm.

### BERGER'S NFL TOTALS

GAMES/STARTS (regular season, playoffs): 2005 (3/0 - Mia.), 2007 (1/0 - Dal.). Total 4/0.



# STEPHEN BOWEN


6-5 • 304 • 3/28/84

Hofstra • FA for '06

NFL: 3rd Year • Cowboys: 3rd Year

Games/Starts: 2007-16/0; Career-17/0;

Postseason: 2007-1/0; Career-1/0.



**PRO:** A fine athlete with size, Stephen Bowen is rapidly developing into a solid spot player at the defensive end position. He uses his intelligence and technique to give Dallas a serious pass rushing threat off the bench. He also has the versatility to play at nose tackle. Although he was a season-long back-up to Chris Canty at right end last year, Bowen finished second among all Dallas defensive linemen in quarterback pressures with nine. He originally made the Cowboys practice squad as an undrafted free agent out of Hofstra in 2006 and moved to the active roster at the mid-way point of his rookie season. He spent all of last year as a key contributor in pass rushing situations.

#### TRANSACTION SUMMARY:

**1/31/08:** Signed a one-year contract with Dallas.

**4/13/07:** Signed a one-year contract with Dallas.

**11/7/06:** Signed to the Cowboys active roster.

**9/3/06:** Signed to the Cowboys practice squad.

**5/1/06:** Signed with Dallas as a rookie free agent.

#### 2007:

- In his first full NFL season, tied for fourth on the team with nine quarterback pressures (tied for second among defensive linemen).
- Worked into the defensive line rotation as a back up to Canty at right end.
- His 23 tackles were good for fifth on the team among defensive linemen.
- Recorded his first tackle of the year in the win at Chicago (9/23). Also tied his season-high total for quarterback pressures against the Bears with two.
- In the win over Washington (11/18), had three tackles.
- In the win over Green Bay (11/29), his quarterback pressure led to an interception by Ken Hamlin.
- Recorded a season-high four tackles - tied for fourth on the team - while tying his season-high with two quarterback pressures in the loss to Philadelphia (12/16).

#### 2006:

- Earned a spot on the Cowboys practice squad after training camp and was elevated to the team's active roster after eight games, on November 7.
- Was inactive for his first seven games on the active roster.
- Made his NFL debut in the season-ending loss to Detroit (12/31).
- Recorded his first career sack, dropping John Kitna for a six-yard loss, to go along with one other tackle in the loss to the Lions.
- Was inactive for the playoff loss at Seattle (1/6/07).

#### COLLEGE:

- A two year starter at Hofstra, finished his career with 168 tackles, 11.5 sacks and one interception - which he returned for a touchdown.
- As a senior, had 11 tackles for a loss and two passes defended.
- As a junior, had a career-high nine tackles at New Hampshire and had eight stops in two other games.
- Finished his junior year with a career-high 68 tackles.
- Played in all 12 games as a sophomore, recording 49 stops, three sacks and one fumble recovery.

#### PERSONAL:

- Stephen Alexander Bowen attended Half Hollow Hills West High School in Dix, N.Y.
- Was a standout performer in both football and basketball.
- As a senior, recorded 235 rushing yards and four touchdowns to go along with 330 receiving yards and five touchdowns. Also had 97 tackles on defense.
- He and his wife, Tiffany, were married on March 1, 2008.
- 2006 Dallas Cowboys Rookie Club.
- Salvation Army Angel Tree Christmas Program.
- Annual team Holiday Hospital Visits.
- Annual team Kick Off Luncheon and Cowboys Cookbook benefiting Happy Hill Farm.
- 2008 Dallas Cowboys Draft Day/Fan Appreciation Party.



## BOWEN'S COWBOYS TOTALS

Year Team	GP-GS	DEFENSE								INTERCEPTIONS				FUMBLES REC					
		ST	AT	TT	Sks-Yds	Tkl/Ls	QB Prs	PBU	FF	No	Yds	Avg	Lg	TD	No	Yds	Avg	Lg	TD
2006 Dallas	1-0	1	0	- 1	1.0(-6)	0(0)	1	0	0	0	0	0	0	0	0	0	0	0	0
2007 Dallas	16-0	14	9	- 23	0.0(0)	0(0)	9	0	0	0	0	0	0	0	0	0	0	0	
<b>Totals</b>	<b>17-0</b>	<b>15</b>	<b>9</b>	<b>- 24</b>	<b>1.0(-6)</b>	<b>0(0)</b>	<b>10</b>	<b>0</b>	<b>0</b>	<b>0</b>	<b>0</b>	<b>0</b>	<b>0</b>	<b>0</b>	<b>0</b>	<b>0</b>	<b>0</b>	<b>0</b>	
<b>Playoffs</b>																			
2007 Dallas	1-0	0	0	- 0	0.0(0)	0(0)	0	0	0	0	0	0	0	0	0	0	0	0	
<b>Year</b>																			
2007 Dallas		<b>SPECIAL TEAMS</b>								<b>SINGLE-GAME BESTS</b>									
		Solo	Ast	Tot	FF	FR	BFG	BXP	Tackles - 4 vs. Philadelphia, 12/16/07										
		0	1	- 1	0	0	0	0											



# COURTNEY BROWN

6-1 • 204 • 2/10/84  
 Cal Poly • D-7a for '07 (212th overall)  
 NFL: 2nd Year • Cowboys: 2nd Year  
 Games/Starts: 2007-8/0; Career-8/0;  
 Postseason: 2007-1/0; Career-1/0.



**PRO:** A ball-hawk with good open-field acceleration, Courtney Brown was originally selected to play cornerback, but moved to safety at the start of the 2007 training camp. Brown saw limited action on special teams and defense in 2007 and hopes to gain more playing time this season after a year of NFL experience.

### TRANSACTION SUMMARY:

**4/29/07:** Drafted in the seventh round (212th overall) by Dallas.

#### 2007:

- Suffered a left biceps injury on September 26 in practice and was inactive the next five weeks.
- Finished the year with two tackles, four stops on special teams and one fumble recovery in eight games played.
- Made his NFL debut at N.Y. Giants (11/11) on special teams.
- Recorded his first career tackle on special teams against Washington (11/18).

#### COLLEGE:

- In 41 games at Cal Poly, started 31 games and posted 111 tackles, including 1.5 tackles for a loss, along with 22 pass deflections and 10 interceptions.
- Also had nine receptions for 139 yards.
- Earned first-team All-Great West Football Conference honors for the second straight season, recording 51 tackles and seven pass deflections.
- Had an interception and 1.5 tackles for a loss and allowed just 29 receptions and no touchdowns.
- Shifted to right cornerback in 2005 and earned first-team All-Great West Football Conference honors.
- Tied a school record with seven interceptions and registered 44 tackles and 12 pass deflections while not allowing an opposing receiver to score a touchdown against him.
- Tore his left anterior cruciate ligament in the 2004 season opener missing the entire season but returned for the 2005 season after receiving a medical redshirt.
- After moving to defense, started six-of-eight games for the Mustangs at cornerback and recorded 16 tackles and two interceptions before missing the final three games of the season with an ankle sprain.
- As a true freshman, played in eight games as a reserve wide receiver and had nine receptions for 139 yards (15.4 yards-per-reception), including a long catch of 50 yards.

#### PERSONAL:


- Courtney Brown was an all-league defensive back at St. Mary's College High School in Berkeley, Calif., where he earned two letters in football as a cornerback and wide receiver.
- Also competed in track and field and qualified for the state high school finals.
- Was a four-year honor roll member.
- Majored in civil engineering at Cal Poly.
- 2007 Dallas Cowboys Rookie Club.
- Annual team Holiday Hospital Visits.
- Annual team Kick Off Luncheon and Cowboys Cookbook benefiting Happy Hill Farm.
- 2008 Dallas Cowboys Draft Day/Fan Appreciation Party.

## BROWN'S COWBOYS TOTALS

Year Team	GP-GS	DEFENSE							FUMBLE REC					
		ST	AT	TT	Sks-Yds	Tkl/Ls	QB Prs	PBU	FF	No Yds	Avg	Lg	TD	
2007 Dallas	6-0	1	1	2	0.0(0)	0(0)	0	0	0	1	0	0.0	0	0

Year	SPECIAL TEAMS						
	Solo	Ast	Tot	FF	FR	BP	BFG BXP
2007 Dallas	4	0	4	0	0	0	0 0



# KEVIN BURNETT

6-3 • 242 • 12/24/82  
 Tennessee • D-2 for '05 (42nd overall)  
 NFL: 4th Year • Cowboys: 4th Year  
 Games/Starts: 2007-16/2; Career-45/2;  
 Postseason: 2007-1/0; Career-2/0.



Linebacker

**PRO:** Kevin Burnett has provided the Cowboys with valuable depth at the inside linebacker position over the past three season gaining more playing time each year. Burnett made the first two starts of his career in 2007 finishing with the 52 tackles – the most by a back-up – and looks to push for more playing this year in an over-crowded linebacker group.

#### TRANSACTION SUMMARY:

**12/29/05:** Placed on Reserve/Injured after tearing his right ACL during practice.

**4/23/05:** Drafted in the second round (42nd overall) by Dallas.

#### 2007:

- Made two starts seeing action in every game at middle linebacker.
- Finished the year with 52 tackles – good for eighth on the team – along with 18 special teams tackles – tied for third overall.
- Underwent surgery on Aug. 28 to remove a bone chip from his left ankle and missed the final preseason game.
- Posted a season and career-high nine tackles along with a season-high three special teams stops at N.Y. Giants (11/11).
- Started in place of Akin Ayodele against the N.Y. Jets (11/22) and against Green Bay (11/29) when the team opened out of its base defense and had four and eight tackles, respectively.

#### 2006:

- Played in every game on special teams and as DeMarcus Ware's backup at linebacker and finished second on the team with 16 special teams tackles with 23 stops on defense.
- Had three tackles at Carolina (10/29), Arizona (11/12) and at the N.Y. Giants (12/3) for season-highs.
- Had one of the best defensive plays of the year in the win over previously unbeaten Indianapolis (11/19), intercepting Peyton Manning and returning it 39 yards for a touchdown – his first career score – to tie the score at seven.
- Made his postseason debut in the Wild Card Playoff Game at Seattle (1/6/07), tying for the team lead with three special teams stops.

#### 2005:

- Played mostly on special teams and finished the season with 11 tackles, tying him for fourth on the team.
- Was inactive for the first two games of the season after having arthroscopic surgery on Sept. 8 to repair cartilage damage in his left knee.
- Saw his first NFL action on special teams at San Francisco (9/25).
- Recorded two tackles and his first career sack as Ware's backup at outside linebacker and added a stop on special teams against Kansas City (12/11).
- Led the team with three special teams tackles at Carolina (12/24).
- Placed on injured reserve Dec. 29 after tearing his right ACL during practice Dec. 28.

#### COLLEGE:

- Was a two-time All-Southeastern Conference selection at Tennessee.
- In 2003, he and offensive tackle Michael Munoz became the first juniors to serve as team captains since 1944. In 2004, they became the first two-time captains since J.G. Lowe in 1924-25.
- As a senior, earned All-America and first-team All-Southeastern Conference honors and was a semifinalist for the Butkus Award and the Bronko Nagurski Award, posting a career-high 120 tackles, six stops for a loss, a sack and an interception.
- Started 12-of-13 games and garnered second-team All-SEC honors after making 90 tackles, 7.5 stops for a loss, eight pressures, three passes defended and 1.5 sacks in 2003.
- Tore his left ACL in the season opener of his junior season and spent the year rehabbing.
- As a sophomore, played in 12 games, posting 52 tackles, 6.5 tackles for a loss, 3.5 sacks and three pass deflections.

- Played in 11 games as a freshman, recording 11 tackles, two sacks and a fumble recovery.
- PERSONAL:**
- Kevin Bradley Burnett was a standout safety and running back for Dominquez High School in Compton, Calif., where he earned PrepStar All-America and second-team all-state honors as a safety following his senior season.
  - Was named all-conference as a running back after rushing for 650 yards and 16 touchdowns on 48 carries.
  - Finished his prep career with seven interceptions and led Dominquez to the state playoffs in 1998 and 1999.
  - Earned his degree in sports management at Tennessee and was a member of the SEC Academic Honor Roll in 2002 and 2003 and the SEC and American Football Coaches Association Good Works teams in 2003.
  - Earned his masters in sports management in 2004.
  - He and his wife, Maia, have two sons, Kamurhan (2/19/05) and Kevin, III. (6/18/06).
  - 2005 Dallas Cowboys Rookie Club.
  - 2007 & 2008 The Stars of Texas...Racing Against the Odds for American Diabetes Association.
  - 2007 & 2008 Taste of the NFL: The Ultimate Dallas Cowboys Tailgate Party for North Texas Food Bank.
  - 2007 Dallas Cowboys NFL Draft Day/Fan Appreciation Party.
  - 2007 Cowboys Wives Christmas Party for The Family Place.
  - 2008 Poker for Pets for SPCA of Texas.
  - Salvation Army Angel Tree Christmas Program.
  - Annual team Holiday Hospital Visits.
  - Annual team Kick Off Luncheon and Cowboys Cookbook benefiting Happy Hill Farm.



**MISSION:** The Kevin Burnett Foundation supports literacy & education. It exists to help ensure the academic success of all students in The Dallas Independent School District (DISD). As an independent voice and catalyst for change, The Kevin Burnett Foundation looks to bring additional training, materials, expertise and innovation into the Dallas School District. By making a change, we actively work as a partner with DISD to identify needs, develop initiatives, and channel private resources toward programs, which ensure the academic achievement of all students.

[www.kevinburnett2.com](http://www.kevinburnett2.com)

### BURNETT'S COWBOYS TOTALS

Year Team	GP-GS	DEFENSE							INTERCEPTIONS					FUMBLES REC						
		ST	AT	TT	Sks- Yds	Tk/ Ls	QB	PBU	FF	No	Yds	Avg	Lg	TD	No	Yds	Avg	Lg	TD	
2005 Dallas	13-0	4	2	6	1.0(-2)	0(0)	0	0	0	0	0	0	0	0	0	0	0	0	0	
2006 Dallas	16-0	17	6	23	1.0(-2)	1(-6)	0	2	1	1	39	39.0	39	1	0	0	0.0	0	0	
2007 Dallas	16-2	40	12	52	0.0(0)	1(-3)	1	2	0	0	0	0.0	0	0	0	0.0	0	0	0	
<b>Totals</b>	<b>45-2</b>	<b>61</b>	<b>20</b>	<b>81</b>	<b>2.0(-4)</b>	<b>2(-9)</b>	<b>1</b>	<b>4</b>	<b>1</b>	<b>1</b>	<b>39</b>	<b>39.0</b>	<b>39</b>	<b>1</b>	<b>0</b>	<b>0</b>	<b>0.0</b>	<b>0</b>	<b>0</b>	
<b>Playoffs</b>																				
2006 Dallas	1-0	0	0	0	0.0(0)	0(0)	0	0	0	0	0	0.0	0	0	0	0.0	0	0	0	
2007 Dallas	1-0	0	1	1	0.0(0)	0(0)	0	0	0	0	0	0.0	0	0	0	0.0	0	0	0	
<b>Totals</b>	<b>2-0</b>	<b>0</b>	<b>1</b>	<b>1</b>	<b>0.0(0)</b>	<b>0(0)</b>	<b>0</b>	<b>0</b>	<b>0</b>	<b>0</b>	<b>0</b>	<b>0.0</b>	<b>0</b>	<b>0</b>	<b>0</b>	<b>0.0</b>	<b>0</b>	<b>0</b>	<b>0</b>	
		SPECIAL TEAMS							SINGLE-GAME BESTS											
Year		Solo	Ast	Tot	FF	FR	BP	BFG	BXP	Tackles - 9, at N.Y. Giants, 11/11/07										
2005 Dallas		5	6	11	0	0	0	0	0											
2006 Dallas		10	6	16	0	1	0	0	0											
2007 Dallas		16	2	18	1	0	0	0	0											
<b>Totals</b>		<b>31</b>	<b>14</b>	<b>45</b>	<b>1</b>	<b>1</b>	<b>0</b>	<b>0</b>	<b>0</b>											
<b>Playoffs</b>																				
2006 Dallas	1-0	1	2	3	0	0	0	0	0											
2007 Dallas	1-0	0	1	1	0	0	0	0	0											
<b>Totals</b>	<b>2-0</b>	<b>1</b>	<b>3</b>	<b>4</b>	<b>0</b>	<b>0</b>	<b>0</b>	<b>0</b>	<b>0</b>											

BURNETT'S GAME-BY-GAME

DEFENSE

Game	2005 (Dallas)			Sks-Yds	Tkl/Ls	QB Prs	PBU
	ST	AT	TT				
W- @ SD 9/11	INACTIVE/INJURED			- Knee			
L- Was 9/19	INACTIVE/INJURED			- Knee			
W- @ SF 9/25							
L- @ Oak 10/2							
W- Phi 10/9							
W- NYG 10/16							
L- @ Sea 10/23							
W- Ari 10/30							
W- @ Phi 11/14	2	0	2				
W- Det 11/20							
L- Den 11/24							
L- @ NYG 12/4							
W- KC 12/11	1	1	2	1.0(-2)			
L- @ Was 12/18	1	1	2				
W- @ Car 12/24							
L- STL 1/1/06							
<b>Totals</b>	<b>4</b>	<b>2</b>	<b>6</b>	<b>1.0(-2)</b>			

Game	2006 (Dallas)			Sks-Yds	Tkl/Ls	QB Prs	PBU
	ST	AT	TT				
L- @ Jac 9/10							
W- Was 9/17	0	2	2				
W- @ Ten 10/1	2	0	2	1.0(-2)			
L- @ Phi 10/8	1	1	2	1(-6)			
W- Hou 10/15	2	0	2				
L- NYG 10/23							
W- @ Car 10/29	3	0	3				
L- @ Was 11/5	2	0	2				
W- @ Ari 11/12	3	0	3				
W- Ind 11/19				1			
W- TB 11/23	1	0	1				
W- @ NYG 12/3	2	1	3				

Game	2006 (Dallas) cont.			Sks-Yds	Tkl/Ls	QB Prs	PBU
	ST	AT	TT				
L- NO 12/10	0	1	1				
W- @ Ari 12/16							
L- Phi 12/25	1	0	1				
L- Det 12/31	0	1	1				
<b>Totals</b>	<b>17</b>	<b>6</b>	<b>23</b>	<b>1.0(-2)</b>	<b>1(-6)</b>	<b>2</b>	

Playoffs

L- @ Sea 1/6/07

Game	2007 (Dallas)			Sks-Yds	Tkl/Ls	QB Prs	PBU
	ST	AT	TT				
W- NYG 9/9							
W- @ Mia 9/16	3	2	5				
W- @ Chi 9/23	1	2	3				
W- STL 9/30							
W- @ Buf 10/8	2	0	2				
L- NE 10/14	1	0	1				
W- Min 10/21	2	0	2				
W- @ Phi 11/4	4	0	4				
W- @ NYG 11/11	8	1	9	1(-3)			
W- Was 11/18	4	1	5				
W- NYJ 11/22	2	2	4				
W- GB 11/29	7	1	8				
W- @ Det 12/9	0	1	1				
L- Phi 12/16	3	1	4				
W- @ Car 12/22	0	1	1				
L- @ Was 12/30	3	0	3				
<b>Totals</b>	<b>40</b>	<b>12</b>	<b>52</b>	<b>1(-3)</b>	<b>1</b>	<b>2</b>	

Playoffs

L- NYG 1/13/08



CHRIS CANTY

6-7 • 304 • 11/10/82  
Virginia • D-4b for '05 (132nd overall)  
NFL: 4th Year • Cowboys: 4th Year  
Games/Starts: 2007-16/16; Career-48/34;  
Postseason- 2007-1/1; Career-2/2.



**PRO:** Chris Canty emerged as perhaps the biggest surprise of the Cowboys 2005 draft class after entering his senior season as a potential first-round draft choice. Canty fell to the fourth round because of a knee injury suffered during his senior season and a detached retina in his left eye suffered in the spring before the draft. He has played in all 50 games since arriving in Dallas and has started all 16 regular season games the past two seasons. As a rookie, Canty led all Dallas defensive linemen with 43 tackles. After splitting time with Greg Ellis at defensive end in his rookie season, Canty started all 16 games at defensive end following Ellis's move to linebacker in 2006 and once again in 2007.

TRANSACTION SUMMARY:

6/11/08: Signed his restricted free agent tender offer - a one-year contract.

4/24/05: Drafted in the fourth round (132nd overall) by Dallas.

2007:

- Started all 16 games for the second consecutive season and finished third on the team with 3.5 sacks, tied for third with four tackles for losses and 10th with a career-best 46 tackles.
- Recorded his first sack of the season at Miami (9/16) on the game's final play.
- Blocked his first career field goal that was returned by Patrick Watkins 68 yards for a touchdown against Minnesota (10/21).

- Had a season-best and career-high tying six tackles and a sack at the N.Y. Giants (11/11).
- Tied his season-high with six stops at Detroit (12/9).
- In the Divisional Playoff Game against the N.Y. Giants (1/13/08), had three tackles, a pressure and a sack.

**2006:**

- Started at defensive end in all 16 regular season games and the team's lone playoff game.
- Recorded his first sack of the season and added three tackles at Tennessee (10/1).
- On Christmas Day against Philadelphia (12/25), tied his career-high with six tackles.
- In the wild card game at Seattle (1/6/07), was third on the team with a postseason career-high seven tackles along with a tackle for a loss and a pass breakup.

**2005:**

- Spent the spring and summer rehabilitating his knee and recovering from the detached retina and was back on the field one week into training camp.
- Through the season, split time with Greg Ellis at right defensive end and led all Dallas defensive linemen with 43 tackles, was second on the team with five tackles for a loss and was tied for fourth with 2.5 sacks.
- Recorded his first NFL tackle and quarterback pressure in the season opener at San Diego (9/11).
- Against Washington (9/19), notched his first career sack.
- Had a season and career-high six tackles at Oakland (10/2).
- Led all linemen with three tackles and added his second sack of the season against Denver (11/24).
- At the N.Y. Giants (12/4), made his first NFL start, replacing Ellis at right end, and recorded four tackles.
- Started again the next week against Kansas City (12/11) and led all defensive linemen with five tackles despite suffering a sprained ankle during the game.

**COLLEGE:**

- Was a two-time second-team All-Atlantic Coast Conference selection and led all conference defensive linemen in tackles as a sophomore and junior.
- His senior campaign ended in the fourth game of the season, when he tore his left anterior cruciate ligament, medial collateral ligament and posterior cruciate ligament.
- Had 30 tackles, seven stops for a loss, a sack and a forced fumble prior to the injury.
- As a junior, was named second-team All-ACC, Lineman of the Year in Virginia and recipient of the Ned McDonald Award as Virginia's Most Outstanding Defensive Player, recording a career-high 104 tackles, 12 stops for a loss, 12 pressures and four sacks.
- Became only the second down lineman in school history to record more than 100 tackles in a season and earned All-ACC Academic honors.
- Despite missing three games because of an injury, finished his sophomore season with 86 tackles, four stops for a loss, four pass deflections, three pressures, three fumble recoveries and two sacks while starting eight-of-11 games.
- Played 12 games as a reserve defensive end in 2001 after redshirting his first year at Virginia.
- Started one game and recorded 23 tackles, three pressures, two passes defended and a tackle for a loss.

**PERSONAL:**

- Christopher Lee Canty played football only during his junior and senior years at Latin School in Charlotte, N.C.
- Earned all-state honors as a senior tight end and defensive end after recording 20 catches for 400 yards and 89 tackles and seven sacks.
- Finished his prep career with 161 tackles, 12 sacks and two fumble recoveries.
- Was also a two-year letterman and all-conference honoree on the basketball team.
- Received his bachelor's degree in African-American studies in May 2004 and did graduate course work in secondary education during his final football season at Virginia.
- Canty's mother, Shirley, is an ordained Methodist minister.
- 2005 Dallas Cowboys Rookie Club.
- 2006-2008 The Stars of Texas...Racing Against the Odds for American Diabetes Association.
- 2007 & 2008 Dallas Cowboys Draft Day/Fan Appreciation Party.
- 2007 Dallas Cowboys Early Thanksgiving Day Meal at The Salvation Army.
- 2008 Taste of the NFL: The Ultimate Dallas Cowboys Tailgate Party for the North Texas Food Bank.
- Hosts the Chris Canty Football Camp in his hometown of Charlotte, N.C.
- Annual team Holiday Hospital Visits.
- Annual Salvation Army Angel Tree Christmas Program.
- Annual team Kick Off Luncheon and Cowboys Cookbook benefiting Happy Hill Farm.

**CANTY'S COWBOYS TOTALS**

Year Team	GP-GS	DEFENSE						INTERCEPTIONS				FUMBLES REC							
		ST	AT	TT	Sks-Yds	Tkl/Ls	QB Prs	PBU	FF	No	Yds	Avg	Lg	TD	No	Yds	Avg	Lg	TD
2005 Dallas	16-2	26	17	- 43	2.5(-18)	5(-10)	6	0	1	0	0	0.0	0	0	0	0	0.0	0	0
2006 Dallas	16-16	28	16	- 44	1.0(-2)	0(0)	7	1	0	0	0	0.0	0	0	0	0	0.0	0	0
2007 Dallas	16-16	31	15	- 46	3.5(-25)	4(-8)	5	2	0	0	0	0.0	0	0	1	0	0.0	0	0
<b>Total</b>	<b>48-34</b>	<b>85</b>	<b>48</b>	<b>- 133</b>	<b>7.0(-45)</b>	<b>9(-18)</b>	<b>18</b>	<b>3</b>	<b>1</b>	<b>0</b>	<b>0</b>	<b>0.0</b>	<b>0</b>	<b>0</b>	<b>1</b>	<b>0</b>	<b>0.0</b>	<b>0</b>	<b>0</b>
<b>Playoffs</b>																			
2006 Dallas	1-1	7	0	- 7	0.0(0)	1(-1)	0	1	0	0	0	0.0	0	0	0	0	0.0	0	0
2007 Dallas	1-1	2	1	- 3	1.0(-10)	0(0)	1	0	0	0	0	0.0	0	0	0	0	0.0	0	0
<b>Totals</b>	<b>2-2</b>	<b>9</b>	<b>1</b>	<b>- 10</b>	<b>1.0(-10)</b>	<b>1(-1)</b>	<b>1</b>	<b>1</b>	<b>0</b>	<b>0</b>	<b>0</b>	<b>0.0</b>	<b>0</b>	<b>0</b>	<b>0</b>	<b>0</b>	<b>0.0</b>	<b>0</b>	<b>0</b>

**SINGLE-GAME BESTS**

- Tackles** - 6, many times, last at Detroit, 12/9/07
- Postseason** - 7 at Seattle, 1/6/07
- Sacks** - 1.0, many times, last vs. N.Y. Jets, 11/22/07
- QB Pressures** - 3 vs. Detroit, 12/31/06

## CANTY'S COWBOYS TOTALS (cont.)

## CANTY'S GAME-BY-GAME

## DEFENSE

2005 (Dallas)						
Game	ST	AT	TT	Sks- Yds	Tkl/ Ls	QB Prs PBU
W-@ SD 9/11	1	0	-			1
L- Was 9/19	0	2	-	1.0(-8)		
W-@ SF 9/25	2	0	-			
L-@ Oak 10/2	4	2	-	0.5(-3)	1(-1)	
W- Phi 10/9	1	1	-			
W- NYG 10/16	1	2	-			
L-@ Sea 10/23	2	0	-			
W- Ari 10/30	1	0	-		1(-3)	2
W-@ Phi 11/14	1	1	-		1(-1)	
W- Det 11/20	1	1	-			
L- Den 11/24	1	2	-	1.0(-7)		1
L-@ NYG 12/4	3	1	-			1
W- KC 12/11	2	3	-			
L- Was 12/18	1	0	-			1
W-@ Car 12/24	1	1	-		1(-1)	
L- SIL 1/1/06	4	1	-		1(-4)	
<b>Totals</b>	<b>26</b>	<b>17</b>	<b>-</b>	<b>43</b>	<b>2.5(-18)</b>	<b>5(-10) 6</b>

2006 (Dallas)						
Game	ST	AT	TT	Sks- Yds	Tkl/ Ls	QB Prs PBU
L-@ Jac 9/10	2	1	-			
W- Was 9/17	1	1	-			
W-@ Ten 10/1	3	0	-	1.0(-2)		
L-@ Phi 10/8						
W- Hou 10/15	2	2	-			
L- NYG 10/23	3	0	-			
W-@ Car 10/29	1	2	-			
L-@ Was 11/5	2	0	-			
W-@ Ari 11/12	1	0	-			1 1
W- Ind 11/19	1	1	-			
W- TB 11/23	2	1	-			
W-@ NYG 12/3	2	1	-			1

2006 (Dallas)cont.						
Game	ST	AT	TT	Sks- Yds	Tkl/ Ls	QB Prs PBU
L- NO 12/10	1	2	-			1
W-@ Atl 12/16	0	2	-			1
L- Phi 12/25	4	2	-			
L- Det 12/31	3	1	-			3
<b>Totals</b>	<b>28</b>	<b>16</b>	<b>-</b>	<b>44</b>	<b>1.0(-2)</b>	<b>7 1</b>

Playoffs						
L- Sea 1/6/07	7	0	-			1(-1) 1


2007 (Dallas)						
Game	ST	AT	TT	Sks- Yds	Tkl/ Ls	QB Prs PBU
W- NYG 9/9	1	1	-		1(-1)	
W-@ Mia 9/16	1	1	-	1.0(-5)		
W-@ Chi 9/23	3	0	-			
W- STL 9/30	1	1	-			
W-@ Buf 10/8	0	1	-			
L- NE 10/14	3	1	-			1
W- Min 10/21	3	1	-			
W-@ Phi 11/4	2	0	-			1 1
W-@ NYG 11/11	5	1	-	1.0(-7)		
W- Was 11/18	1	2	-			1
W- NYJ 11/22	1	1	-	1.0(-9)		1
W- GB 11/29	1	0	-		1(-2)	1
W-@ Det 12/9	4	2	-			1
L- Phi 12/16	0	1	-			
W-@ Car 12/22	2	1	-	0.5(-4)		
L-@ Was 12/30	3	1	-			1(-2)
<b>Totals</b>	<b>31</b>	<b>15</b>	<b>-</b>	<b>46</b>	<b>3.5(-25)</b>	<b>4(-8) 5 2</b>

Playoffs						
L- NYG 1/13/08	2	1	-			1.0(-10) 1



# BOBBY CARPENTER

6-2 • 250 • 8/1/83  
Ohio State • D1-'06 (18th overall)  
NFL: 3rd Year • Cowboys: 3rd Year  
Games/Starts: 2007-16/0; Career-29/1;  
Postseason: 2007-1/0; Career-2/1.



**PRO:** The Cowboys selected Bobby Carpenter with their first pick in the 2006 NFL Draft, giving them a tough, athletic linebacker who can play inside and outside linebacker in the 3-4 scheme. Carpenter has the size and speed to be an effective run stopper and pass rusher while also displaying the ability to cover backs or tight ends in the passing game. His playing time has been limited in his first two seasons in the deep Dallas linebacking corps, but a midseason injury to Greg Ellis in 2006 accelerated Carpenter's development, and he was a solid contributor on the outside by season's end. He also surfaced as a strong special teams performer finishing second on the team in 2007 and tied for eighth in 2006. Carpenter came to Dallas as one of the most accomplished players from Ohio State in recent years. He is the son of former NFL running back Rob Carpenter, who played for the N.Y. Giants (1983-85) under former Cowboys head coach Bill Parcells, who drafted Bobby.

#### TRANSACTION SUMMARY:

**4/29/06:** Drafted in the first round (18th overall) by Dallas.

#### 2007:

- Played in 16 games – mostly on special teams – finishing second on the team with 21 special teams tackles and two stops on defense.
- Tied for the team lead with two special teams stops against the N.Y. Giants (9/9).
- Led the team with four special teams tackles at Chicago (9/23).

- Against Minnesota (10/21), delivered a key block to free Patrick Watkins on his 68-yard block field goal return for a touchdown on special teams. Assisted on one tackle on defense.
- Led the team with a season-high five special teams tackles against Philadelphia (12/16).
- Posted one stop on defense and two more on special teams at Washington (12/30).
- Saw action on special teams and downed a Mat McBriar punt at the three-yard line and recorded one tackle in the playoff loss to the N.Y. Giants (1/13/08).

**2006:**

- Spent most of his rookie year learning both the outside and inside linebacker positions in the Cowboys 3-4 scheme and playing on special teams.
- A season-ending injury to outside linebacker Greg Ellis forced him into the lineup late in the season, where he made one regular season start and finished with 11 tackles.
- Inactive for the season-opener at Jacksonville (9/10).
- Played his first regular season game against Washington (9/17) in a limited role as part of the Dallas nickel defense and on special teams.
- Recorded his first professional tackle on special teams at Washington (11/5).
- In the win at Arizona (11/12), recorded a special teams tackle and played strongside linebacker late in the game after Ellis sustained his season-ending injury.
- Split time with Al Singleton at strongside linebacker and recorded his first career defensive tackle against Indianapolis (11/19).
- Again split time with Singleton in the Thanksgiving Day victory over Tampa Bay (11/23), recording one defensive tackle at strongside linebacker and one special teams stop.
- At Atlanta (12/16) recorded his first career sacks, splitting a third-quarter sack of Michael Vick with DeMarcus Ware and getting his first solo sack on the next possession.
- Had a regular season single-game high three tackles and added a special teams tackle against Philadelphia (12/25).
- Earned his first NFL start at outside linebacker in the season-ending loss to Detroit (12/31) and had two tackles and a pass breakup.
- In the wild card loss at Seattle (1/6/07), made his second start and had his best game as a professional, recording a season-high five tackles, a tackle for a loss and deflecting three passes.

**COLLEGE:**

- Finished his Ohio State career 10th on the school's all-time sacks list with 14.5 along with 191 career tackles, 23.5 tackles for a loss and three interceptions.
- As a member of one of the best linebacking corps in college that season, helped Ohio State lead the nation in rushing defense and finish fifth in total defense and scoring defense.
- Earned All-Big Ten Conference second-team honors for the second consecutive year after posting 49 tackles, a career-high eight sacks, 10.5 tackles for a loss and three pass deflections as a senior.
- The Buckeyes finished 10-2 and earned a berth in the Fiesta Bowl, where they defeated Notre Dame.
- As a junior, was an All-Big Ten Conference second-team selection after posting a career-high 93 stops, two sacks and 6.5 tackles for a loss. He also intercepted three passes and had three pass deflections.
- Played in every game, including four starts at strongside linebacker, and recorded 37 tackles, 4.5 sacks and 6.5 tackles for a loss as a sophomore.
- The Buckeyes went 11-2, including a win over Kansas State in the Fiesta Bowl.
- In 2002, played in every game as a special teams player and reserve linebacker. The Buckeyes went 14-0 and won the national championship by beating MIAMI in the Fiesta Bowl.

**PERSONAL:**

- Robert Joseph Carpenter attended Lancaster, Ohio, High School, where he played football for his father.
- Was a first-team All-Ohio choice as a senior, and Rivals.com rated him the 13th-best outside linebacker in the country.
- Finished his high school career with 128 tackles and 12 tackles for a loss.
- As a member of the Lancaster swim team, advanced to the district finals in the 50- and 100-meter freestyle.
- Graduated with a degree in business from Ohio State.
- Participated in the NFL Business Management and Entrepreneurial Program, attending the Kellogg School of Management at Northwestern University in the spring of 2008.
- He and wife, Cortney, were married March 15, 2008.
- 2006 Dallas Cowboys Rookie Club.
- 2007 Taste of the NFL: The Ultimate Dallas Cowboys Tailgate Party for North Texas Food Bank.
- 2007 Dallas Cowboys Draft Day/ Fan Appreciation Party.
- 2007 Cowboy Wives Christmas Party for The Family Place.
- 2008 Poker for Pets for SPCA of Texas.
- Annual team Holiday Hospital Visits.
- Annual team Kick Off Luncheon and Cowboys Cookbook benefiting Happy Hill Farm.
- Annual Salvation Army Angel Tree Christmas Program.

**CARPENTER'S COWBOYS TOTALS**

Year Team	GP-GS	DEFENSE							INTERCEPTIONS					
		ST	AT	TT	Sks-Yds	Tkl/Ls	QB Prs	PBU	FF	No	Yds	Avg	Lg	TD
2006 Dallas	13-1	8	3	- 11	1.5(-5)	0(0)	0	1	0	0	0	0.0	0	0
2007 Dallas	16-0	1	1	- 2	0.0(0)	0(0)	0	0	0	0	0	0.0	0	0
<b>Totals</b>	<b>29-1</b>	<b>9</b>	<b>4</b>	<b>- 13</b>	<b>1.5(-5)</b>	<b>0(0)</b>	<b>0</b>	<b>1</b>	<b>0</b>	<b>0</b>	<b>0</b>	<b>0.0</b>	<b>0</b>	<b>0</b>
<b>Playoffs</b>														
2006 Dallas	1-1	4	1	- 5	0.0(0)	1(-5)	0	3	0	0	0	0.0	0	0
2007 Dallas	1-0	0	0	- 0	0.0(0)	0(0)	0	0	0	0	0	0.0	0	0
<b>Totals</b>	<b>2-1</b>	<b>4</b>	<b>1</b>	<b>- 5</b>	<b>0.0(0)</b>	<b>1(-5)</b>	<b>0</b>	<b>3</b>	<b>0</b>	<b>0</b>	<b>0</b>	<b>0.0</b>	<b>0</b>	<b>0</b>

**CARPENTER'S COWBOYS TOTALS cont.**

Year	SPECIAL TEAMS						
	Solo	Ast	Tot	FF	FR	BP	BFG BXP
2006 Dallas .....	5	2	7	0	0	0	0
2007 Dallas .....	16	5	21	0	0	0	0
<b>Totals .....</b>	<b>21</b>	<b>7</b>	<b>28</b>	<b>0</b>	<b>0</b>	<b>0</b>	<b>0</b>
Playoffs							
2006 Dallas .....	1	0	1	0	0	0	0
2007 Dallas .....	1	0	1	0	0	0	0
<b>Totals .....</b>	<b>2</b>	<b>0</b>	<b>2</b>	<b>0</b>	<b>0</b>	<b>0</b>	<b>0</b>

**SINGLE-GAME BESTS**  
**Tackles** – 3 vs. Philadelphia, 12/25/06  
*Postseason* – 5 at Seattle, 1/6/07



**TASHARD CHOICE**  
 (tuh-SHARD)

5-10 • 208 • 11/20/84  
 Georgia Tech • D-4 for '08 (122nd overall)  
 NFL: Rookie • Cowboys: Rookie



**COLLEGE:** Tashard Choice was the second running back drafted by the Dallas Cowboys in the 2008 NFL Draft when he was selected in the fourth round (122nd overall). Choice will team with veteran Pro Bowler Marion Barber and Dallas's 2008 first round selection Felix Jones to bolster the Cowboys running game. Choice adds another game-breaking talent to the Dallas backfield after leading the ACC in rushing through his final two collegiate seasons, becoming the first player to accomplish that feat since Thomas Jones (Virginia, 1998-99). In that same span, he became the first Georgia Tech back to have consecutive 1,000-yard seasons, rushing for 1,473 yards as a junior and 1,379 as a senior. He finished his collegiate career as the school's record holder with 18 100-yard games, was third with 28 rushing touchdowns and fourth with 3,465 rushing yards. He started his collegiate campaign at Oklahoma and redshirted his first year (2003). He was Adrian Peterson's backup in 2004 before transferring to Georgia Tech for the 2005 year. Choice started 27 of the 38 games he played at Tech. He not only will be called upon out of the backfield, but will have to demonstrate to Dallas coaches an ability to play on special teams units.

**TRANSACTION SUMMARY:**

**4/27/08:** Drafted in the fourth round (122nd overall) by Dallas.

**2007:**

- All-America honorable mention by *The NFL Draft Report* and *Sports Illustrated* and a Doak Walker Award candidate.
- Earned first-team All-Atlantic Coast Conference honors from the league's coaches and media, leading the team and conference – ranked 18th in the nation – with 1,379 yards and 10 touchdowns on 261 carries.
- Became the first player to lead the conference in rushing in consecutive seasons since Virginia's Jones (1998 and 1999).
- Added 14 receptions for 107 yards and completed one pass for a 17-yard touchdown against North Carolina.
- Missed a game and a half after suffering a right knee sprain that required surgery, but returned to start the final four games of the season.
- Had a string of 341 consecutive carries (from 2006-07) without a fumble snapped when he lost the ball against Maryland.
- Rushed for 100 yards-or-more in seven contests and had three two-touchdown games.
- Opened his final campaign against Notre Dame with a then game-best 196 rushing yards, only to top it against Miami with 204.

**2006:**

- Was an academic All-ACC first-team selection and added All-ACC second-team honors after leading the conference and ranking 13th in the nation with 1,473 rushing yards – the second-best single-season total in school history.
- Had 12 touchdowns and averaged 5.0 yards-per-rush on a school record 297 attempts.
- Set a school record with nine 100-yard performances on the season, including a string of seven consecutive games with at least 100 rushing yards to close out the season.
- Started all 14 games in his first season as Tech's starting tailback.
- Tacked on 12 receptions for 98 yards to total 1,571 all-purpose yards.
- Finished the season with a then career-high 169 rushing yards on 27 carries against West Virginia in the Toyota Gator Bowl to be named to the All-Bowl team by ESPN.com.
- Also added four catches for 32 yards in the bowl game to record a career-best 201 all-purpose yards.

**2005:**

- After transferring from the University of Oklahoma, was eligible to play after the NCAA granted a waiver of the residency requirement.



- Was Georgia Tech's second-leading rusher in his first season, finishing with 513 yards while tying for the team lead with six touchdowns as a reserve running back.
- Added 14 catches for 76 yards.
- Rushed for a season-best 107 yards and two touchdowns in a win over Duke.
- Logged his first start in the Yellow Jackets win over third-ranked Miami and finished with 84 yards on a season-high 29 carries.

**2004:**

- Spent redshirt freshman season as a backup behind Adrian Peterson at Oklahoma.
- Had 22 carries for 100 yards and was an Academic All-Big XII selection.
- Rushed for a season-best 71 yards on 16 carries against Texas Tech.

**PERSONAL**

- Was a first-team all-state pick and ranked as the 22nd-best running back in the nation by Rivals.com as a senior at Lovejoy High School in Hampton, Geo.
- Finished his prep career with 129 carries for 1,200 yards and 17 touchdowns.
- Had his high school jersey retired.
- Graduated from Tech in December 2007 with a degree in history, technology and society and was a two-time member of the Atlantic Coast Conference Academic Honor Roll.
- Cousin, Joe Burns, was a standout running back at Georgia Tech (1998-2001) and later played for the Buffalo Bills.


**CHOICE'S GEORGIA TECH TOTALS**

Year	GP-GS	RUSHING					RECEIVING				
		No	Yds	Avg	Long	TD	No	Yds	Avg	Long	TD
2004	8-0	22	100	4.5	14	0	1	7	7.0	7	0
2005	12-1	117	513	4.4	32	6	14	76	5.4	17	0
2006	14-14	297	1,473	5.0	46	12	12	98	8.2	18	0
2007	12-12	261	1,379	5.3	73	10	14	107	7.6	17	0
<b>Totals</b>	<b>46-37</b>	<b>697</b>	<b>3,465</b>	<b>5.0</b>	<b>73</b>	<b>28</b>	<b>41</b>	<b>288</b>	<b>7.0</b>	<b>18</b>	<b>0</b>



**MARC COLOMBO**

6-8 • 318 • 10/8/78  
 Boston College • FA for '05  
 NFL: 7th Year • Cowboys: 4th Year  
 Games/Starts: 2007-16/16; Career-54/39;  
 Postseason: 2007-1/1; Career-2/2.



**PRO:** Marc Colombo is a big, strong lineman with playing experience at both tackle positions who provides Dallas with consistency and dependability after starting all 16 regular season games the last two seasons. After becoming the Bears first round selection (29th overall) of the 2002 NFL Draft, he was limited to seven career starts at left tackle and played as a reserve right tackle in 11 other games in three seasons with the Bears. He suffered a serious knee injury toward the end of his rookie season, then spent all of 2003 and most of 2004 rehabilitating the injury. He entered the 2006 season as healthy as ever, starting all 16 games for the first time in his career. He also provides Dallas with an able body on special teams, having blocked two field goal attempts in his career. Colombo will continue to solidify the right side of the line as he enters the final year of his contract with Dallas.

**TRANSACTION SUMMARY:**

- 3/9/07:** Signed a two-year contract extension with Dallas.
- 11/2/05:** Signed with Dallas as a free agent.
- 9/13/05:** Waived by Chicago.
- 11/8/04:** Activated from Reserve/PUP to the active roster.
- 8/13/03:** Placed on Reserve/PUP for the entire season.
- 11/26/02:** Placed on Reserve/Injured after suffering a dislocated patella and femoral nerve damage at St. Louis (11/18).
- 4/20/02:** Drafted in the first round (29th overall) by Chicago.

**2007:**

- Started every game at right tackle for the second consecutive year.
- Played a key role in one of the most prolific offensive seasons in club history while helping the team to a club record-tying 13 victories and the first NFC East title for Dallas since 1998.
- The Dallas offense finished the season second in the NFL in scoring (first in the NFC) with an average of 28.4 points-per-game. The 455 points scored marked the second-most in club history behind only the 1983 team (479 points).
- With an average of 365.7 yards-per-game, the Cowboys were third in the NFL (second in the NFC) in total offense.
- Dallas ranked fourth in the NFL (third in the NFC) in passing with an average of 256.6 yards-per-game.

STAFF  
 TASHARD CHOICE  
 2007 SEASON  
 RECORDS  
 PLAYOFF RECORDS  
 HISTORY  
 SIDELINES

- In the rushing offense category, the Cowboys were 17th in the NFL (seventh in the NFC) with an average of 109.1 yards-per-game.
- Offense gained 478 total yards and scored six touchdowns – which tied for the fourth-most in a season opener in club history against the N.Y. Giants (9/9) as Romo threw for a season-high 336 yards.
- The line blocked for a 100-yard rusher (Barber), 100-yard receiver (Owens) and a 300-yard passer (Romo) at Chicago (9/23) for the first time since at Washington (9/12/99).
- The offense put up a season-high 502 (336 passing and 171 rushing) total yards against St. Louis (9/30) – the most since the overtime game at Washington (9/12/99).
- Offense put together a 14-play drive – tying the longest drive of the season – to open the game against Minnesota (10/21) and Romo completed a single-game career-high 31 first half completions.
- Romo finished with a season-high 141.7 passer rating and a season-high 80.0 completion percentage at Philadelphia (11/4) completing 20-of-25 passes for 324 yards.
- Romo threw four touchdown passes at the N.Y. Giants (11/11) and against Washington (11/18) to become the first quarterback in team history to throw four touchdowns in back-to-back games.
- The running game picked up a season-high 174 yards against the N.Y. Jets (11/22) as Barber rushed for 103 yards.
- The Dallas offense racked up 368 total yards as Romo finished with 302 passing yards – seventh 300-yard game of the season – and a 110.4 passer rating – his seventh consecutive game with a passer rating over 100.0.
- The offensive unit had a season-long 20-play, 90-yard drive for a touchdown in the second quarter that consumed 10:28, marking the longest time of possession on any drive this season. Also provided holes for Barber who rushed for a career-high 129 yards.

**2006:**

- Earned the starting right tackle position after training camp battle and started every game in one of the Cowboys most productive and efficient offensive seasons ever.
- The Cowboys offense scored 425 points (26.6 points-per-game), the fourth-most in the NFL.
- Dallas was second in the NFL in third-down efficiency (48.8%), the club's highest rating in that category since 1980.
- Dallas also averaged 360.8 yards-per-game in total offense, the fifth-most in the NFL and the most for the Cowboys since the 1995 season.
- Started in the season opener at Jacksonville (9/10) for the first time since the final game of the 2004 season.
- At Tennessee (10/1), the Cowboys rushed for a season-high 217 yards and three touchdowns, their best showing since December 14, 2003 (222 yards).
- Dallas quarterbacks combined to throw for a season-high 310 yards against the N.Y. Giants (10/23).
- Romo took over as the starter at Carolina (10/29) and the offense gained 414 total yards and controlled the clock for a season-best 38:16.
- At Arizona (11/12), the offensive line did not allow a sack, and Romo threw for 308 yards, his first 300-yard passing game.
- The offense gained a season-high 435 total yards (306 passing and 137 rushing) against Tampa Bay (11/23) and picked up a season-high 27 first downs, including 18 through the air, their most passing first downs since 1998. Romo also tied the club record with five passing touchdowns.
- Against Detroit (12/31), the line allowed Romo to throw for a season-high 321 yards and two touchdowns.

**2005 (Chicago/Dallas):**

- Returned to the Bears and played in the season opener at Washington (9/11) but was released the next week.
- Was out of football until signing with Dallas on Nov. 1.
- Inactive his first three games with Dallas.
- Played on special teams at the N.Y. Giants (12/4), against Kansas City (12/11), at Washington (12/18) and against St. Louis (1/1/06).

**2004 (Chicago):**

- Started the season on the reserve/PUP list while rehabilitating his knee injury.
- Moved to the Bears active roster in Week 10 and played in eight games, starting two at left tackle.
- At Tennessee (11/14), played in his first game since Nov. 18, 2002, and blocked a 52-yard field goal attempt, his second career blocked field goal.
- Started his first game of the season at Detroit (12/26) and helped the Bears gain 124 yards on 25 carries (5.0 yards-per-carry).

**2003 (Chicago):**

- Spent the entire 2003 season rehabilitating his knee injury.

**2002 (Chicago):**

- Played as a reserve the first five weeks of the season before becoming the starting left tackle in Week 6.
- Made his NFL debut in the season opener against Minnesota (9/8), subbing at right tackle for an injured James Williams.
- Blocked his first kick – a 28-yard field goal attempt – against Green Bay (10/7).
- Made his first career start, at left tackle, at Detroit (10/20) and started the next five games.
- Suffered a dislocated left patella and femoral nerve damage at St. Louis (11/18).
- Placed on Reserve/Injured list for the final five games of the season.

**COLLEGE:**

- Did not allow a sack in 20 games – his final two years at Boston College.
- In each of his four collegiate seasons, helped pave the way for a 1,000-yard rusher.
- Earned All-Big East Conference honors playing both tackle positions as a senior as part of a line that helped the offense gain 4,361 yards, including over 1,000 rushing yards.
- Started all 12 games for the NCAA's 21st-ranked rushing attack and the Big East's third-ranked offense as a junior.
- Played in seven games, including the Insight.com Bowl as a sophomore.
- As a true freshman, he played in six games, mostly on special teams.

**PERSONAL:**

- Marc Colombo earned *Boston Globe*, *Boston Herald*, *Brockton Enterprise* and *Taunton Gazette* all-scholas-


- tic honors at offensive tackle as a senior at Bridgewater, Mass., State College.
- Registered 75 tackles and five sacks as a senior defensive lineman.
- Earned *Brockton Enterprise* all-scholastic honors as a senior, playing basketball and baseball.
- Earned his degree in sociology from Boston College.
- He and his wife, Jessica, had their first child, daughter Olivia, in January 2008.
- Annual Salvation Army Angel Tree Christmas Program.
- 2008 Poker for Pets for SPCA of Texas.
- Annual team Holiday Hospital Visits.
- Annual team Kick Off Luncheon and Cowboys Cookbook benefiting Happy Hill Farm.
- Cowboys Wives Christmas Party for The Family Place.

### COLOMBO'S NFL TOTALS

**GAMES/STARTS** (regular season, playoffs): 2002 (10/5 - Chi.), 2003 (Reserve/PUP - Chi.), 2004 (8/2 - Chi.), 2005 (1/0 - Chi.), 3/0 - Dallas), 2006 (16/16, 1/1 - Dallas), 2007 (16/16, 1/1 - Dallas). **Total (54/39, 2/2).**

#### ADDITIONAL STATISTICS

**Blocked Field Goals** - 2002 (Chi.) 1, 2004 (Chi.) 1. **Total: 2**



## PATRICK CRAYTON

6-0 • 203 • 4/7/79  
Northwestern Oklahoma State  
D-7 for '04 (216th overall)  
Games/Starts: 2007-15/13; Career-50/20;  
Postseason: 2007-1/1; Career-2/1.



**PRO:** Touted as one of the most versatile athletes in the country coming out of college, Patrick Crayton continues to display his athletic ability in the NFL, serving as the team's second wide receiver and punt returner in 2007. After spending his first three seasons as the club's primary punt returner and as a reserve wide receiver, Crayton had the opportunity to showcase his talents on a full time basis in 2007. Fellow wide receiver Terry Glenn missed the first 15 games of the season - undergoing two knee surgeries prior to the start of the season - and Crayton was elevated to the club's second receiver position. He finished with career highs for receptions (50), receiving yards (697) and touchdowns (seven). He has 14 career receiving touchdowns, averaging 25.0 yards-per-touchdown.

#### TRANSACTION SUMMARY:

- 12/27/07:** Signed a five-year extension with Dallas through 2012.
- 4/5/07:** Signed a one-year contract with Dallas.
- 3/2/06:** Signed a one-year contract with Dallas.
- 10/30/04:** Signed to active roster.
- 10/2/04:** Released and signed to team's practice squad.
- 4/25/04:** Drafted in the seventh round (216th overall) by Dallas.

#### 2007:

- Made 13 starts as the team's second wide receiver, recording career-high numbers in catches (50), receiving yards (697) and touchdowns (seven).
- Thirty-three of his 50 receptions went for a first down, including 15 on third or fourth down.
- Added 22 punt returns for 201 yards with a long of 49 yards.
- Started against the N.Y. Giants (9/9) in place of Glenn (knee) and had three catches for 51 yards.
- Suffered a dislocated right pinky finger in the second quarter at Miami (9/16) but returned to action and recorded a career-long 49-yard punt return.
- Had a career game against St. Louis (9/30), recording seven receptions for 184 yards and two touchdowns - the first multiple-touchdown game of his career.
- Was his second 100-yard career receiving game and the 14th-best receiving yardage day in club history.
- Established a single-season career-high with his fifth touchdown reception of the season at the N.Y. Giants (11/11) along with five catches for 66 yards.
- Inactive against the N.Y. Jets (11/22) with a left ankle sprain.
- Recorded the second-multiple touchdown game of the season and his career against Green Bay (11/29).
- Led the team with seven catches for 65 yards at Carolina (12/22).

#### 2006:

- Set then career highs for receptions (36), receiving yards (516) and receiving touchdowns (four) playing in 16 regular season games, including seven starts.
- Twenty-eight of his 36 receptions picked up a first down, including 14 on third or fourth down.
- Shared punt-return duties with Terence Newman and gained 85 yards on 11 returns.
- Suffered a sprained right ankle in the first preseason game at Seattle (8/12) - missing two weeks.
- Returned to practice Aug. 28 and played in the last preseason game against Minnesota (8/31).
- Made his first start at Philadelphia (10/8) and had two catches for 18 yards.

- Led the team with 61 receiving yards on a season-high five receptions against Houston (10/15).
- Recorded his longest reception of the season – a 53-yard touchdown catch – against the N.Y. Giants (10/23).
- Had a season-high 84 receiving yards on four catches at Washington (11/5), all four catches came on scoring drives and three picked up first downs.
- Led the team with a career-high 104 receiving yards – his first career 100-yard receiving game – and a touchdown on five receptions.
- Had three receptions for 42 yards in his playoff debut at Seattle (1/6/07).

**2005:**

- Played in 11 games recording 22 receptions for 341 yards and two touchdowns as the third receiver.
- Led the team with then career-highs in receptions (six) and receiving yards (89) and one touchdown at San Diego (9/11).
- Had four receptions for 39 yards and gained no yards on his first career rush, which came on a fake punt attempt at San Francisco (9/25).
- Recorded a career-long 63-yard touchdown reception in the fourth quarter at Oakland (10/2).
- Set career highs with seven punt returns for 84 yards against Philadelphia (10/9) and had two receptions for 30 yards.
- Fractured his ankle on a 10-yard first down reception in overtime against the N.Y. Giants (10/16).
- Inactive the next five games with a fractured ankle.
- Returned to action at the N.Y. Giants (12/4) and had one punt return for four yards.
- Had four fair catches, tying the club single-game record, against Kansas City (12/11).

**2004:**

- Finished with 12 catches for 162 yards and one touchdown in eight games.
- Was inactive the first three weeks of his rookie season.
- Was released Oct. 2 and spent the next month on the club's practice squad.
- Returned to the active roster Oct. 30 after Glenn was lost for the season and Quincy Morgan was injured at Green Bay (10/24).
- Made his NFL debut against Detroit (10/31) as a punt returner and receiver, recording a 30-yard catch on third-and-eight for his first career reception.
- Was the fourth receiver at Seattle (12/6) and took a direct snap from center on a two-point attempt but was tackled short of the end zone.
- Inactive the following two weeks, against New Orleans (12/12) and at Philadelphia (12/19).
- Recorded two catches for 54 yards, including the game-winning touchdown against Washington (12/26).
- Had a 39-yard touchdown catch against the Redskins that gave Dallas a 13-10 lead with 30 seconds remaining and was his first career touchdown reception.
- Finished second on the team with a season-high five receptions for 58 yards after taking over as the second receiver when Keyshawn Johnson fractured his ankle at the N.Y. Giants (1/2/05).
- In the second quarter, attempted his first career pass, throwing an interception after getting the ball on a handoff.

**COLLEGE:**

- Played in 44 games at Northwestern Oklahoma State, as a punt returner, kickoff returner, quarterback and wide receiver.
- Recorded 80 receptions and 17 touchdowns as a receiver and gained 1,751 yards on 209 carries with 17 touchdowns; averaged 20.8 yards on 72 punt returns with 10 touchdowns; averaged 23.7 yards on 39 kick-off returns with two touchdowns; and completed 136-of-236 passes for 1,967 yards, 21 touchdowns and eight interceptions.
- Was a four-time all-conference selection and in four years, gained 5,688 all-purpose yards, including 3,718 yards in total offense and 46 touchdowns.
- Earned Little All-America second-team and All-Central States Football League Offensive Player of the Year honors after starting at quarterback, handling kickoff returns and punt returns, and playing wide receiver as a senior.
- Completed 128-of-221 passes for 1,837 yards and a school-record 19 touchdowns.
- Also rushed for a school single-season record 1,476 yards on 173 carries with 13 touchdowns and made 15 receptions for 331 yards and four touchdowns.
- Became the first player in NAIA history to score a touchdown as a passer, receiver, rusher, kickoff returner and punt returner in a single season.
- Earned All-America honorable mention and All-CSFL first-team honors at receiver as a sophomore and junior.
- Led the nation with 19 punt returns for 508 yards (26.7 per-return) and three touchdowns as a sophomore.

**PERSONAL:**

- Patrick Jamel Crayton attended DeSoto, Texas, High School and was a standout at receiver, quarterback, running back and return specialist.
- Graduated from Northwestern Oklahoma State with a degree in health education.
- Married Najiyah on October 27, 2008.
- Participated in the NFL Business Management and Entrepreneurial Program, attending the Wharton School of the University of Pennsylvania in the spring of 2008.
- 2004 Dallas Cowboys Rookie Club.
- 2006 Stars of Texas...Racing Against the Odds for American Diabetes Association.
- 2006 – 2008 Patrick Crayton Youth Football Camp in DeSoto.
- 2007 Dallas Cowboys Early Thanksgiving Day Meal at The Salvation Army.
- 2007 Dallas Cowboys Draft Day/Fan Appreciation Party.
- Desoto High School Mentorship program.
- Annual Salvation Army Angel Tree Christmas program.
- Supports and provides season tickets to Big Brothers Big Sisters.
- Annual team Holiday Hospital Visits.
- Annual team Kick Off Luncheon and Cowboys Cookbook benefiting Happy Hill Farm.
- 2008 Featured in Metroplex Cadillac Lone Star Leaders PSA.

### CRAYTON'S COWBOYS TOTALS

Year Team	GP-GS	RECEIVING					PUNT RETURNS					
		No	Yds	Avg	Long	TD	No	Yds	Avg	FC	Long	TD
2004 Dallas	8-0	12	162	13.5	39t	1	4	34	8.5	1	17	0
2005 Dallas	11-0	22	341	15.5	63t	2	23	166	7.2	9	25	0
2006 Dallas	16-7	36	516	14.3	53t	4	11	85	7.7	7	19	0
2007 Dallas	15-13	50	697	13.9	59t	7	22	201	9.1	2	49	0
<b>Totals</b>	<b>50-20</b>	<b>120</b>	<b>1,716</b>	<b>14.3</b>	<b>63t</b>	<b>14</b>	<b>60</b>	<b>486</b>	<b>8.1</b>	<b>37</b>	<b>49</b>	<b>0</b>
<b>Playoffs</b>												
2006 Dallas	1-0	3	42	14.0	18	1	0	0	0.0	2	0	0
2007 Dallas	1-1	3	27	9.0	16	0	2	8	4.0	0	8	0
<b>Totals</b>	<b>2-1</b>	<b>6</b>	<b>69</b>	<b>11.5</b>	<b>18</b>	<b>1</b>	<b>2</b>	<b>8</b>	<b>4.0</b>	<b>2</b>	<b>8</b>	<b>0</b>

#### SINGLE-GAME BESTS

**Receptions** – 7 vs. St. Louis, 9/30/07 and at Carolina, 12/22/07  
**Receiving Yards** – 184 vs. St. Louis, 9/30/07  
**Long Reception** – 63t at Oakland, 10/2/05  
**Punt Returns** – 7 vs. Philadelphia, 10/9/05  
**Punt Return Yards** – 84 vs. Philadelphia, 10/9/05  
**Long Punt Return** – 49 at Miami, 9/16/07

#### ADDITIONAL STATISTICS

**Passing** – 2004 (0-1, 1 interception)  
**Rushing** – 2005 (1-0 yds)  
**Kickoff Returns** – 2007 (3 for 26 yds, long 13)

### CRAYTON'S GAME-BY-GAME

2004 (Dallas)												
Game	No	RECEIVING				TD	No	PUNT RETURNS				TD
		Yds	Avg	Long	Yds			Avg	FC	Long		
L-@ Min 9/12			INACTIVE						INACTIVE			
W- Cle 9/19			INACTIVE						INACTIVE			
W-@ Was 9/27			INACTIVE						INACTIVE			
L- NYG 10/10			Practice Squad						Practice Squad			
L- Pit 10/17			Practice Squad						Practice Squad			
L-@ GB 10/24			Practice Squad						Practice Squad			
W- Det 10/31	1	30	30.0	30	0	1	0	0.0	1	0	0	
L-@ Cin 11/7	2	14	7.0	8	0							
L- Phi 11/15	2	6	3.0	6	0	3	34	11.3	0	17	0	
L-@ Bal 11/21												
W- Chi 11/25												
W-@ Sea 12/6												
L- NO 12/12			INACTIVE						INACTIVE			
L-@ Phi 12/19			INACTIVE						INACTIVE			
W- Was 12/26	2	54	27.0	39t	1							
L-@ NYG 12/05	5	58	11.6	19	0							
<b>Totals</b>	<b>12</b>	<b>162</b>	<b>13.5</b>	<b>39t</b>	<b>1</b>	<b>4</b>	<b>34</b>	<b>8.5</b>	<b>1</b>	<b>17</b>	<b>0</b>	

2005 (Dallas)												
Game	No	RECEIVING				TD	No	PUNT RETURNS				TD
		Yds	Avg	Long	Yds			Avg	FC	Long		
W-@ SD 9/11	6	89	14.8	32	1	1	2	2.0	0	2	0	
L- Was 9/19	1	5	5.0	5	0	4	29	7.3	1	13	0	
W-@ SF 9/25	4	39	9.8	20	0	2	8	4.0	1	5	0	
L-@ Dak 10/2	1	63	63.0	63t	1							
W- Phi 10/9	2	30	15.0	19	0	7	84	12.0	1	25	0	
W- NYG 10/16	4	46	11.5	17	0	3	10	3.3	1	6	0	
L-@ Sea 10/23			INACTIVE/INJURED	- Ankle					INACTIVE/INJURED	- Ankle		
W- Ari 10/30			INACTIVE/INJURED	- Ankle					INACTIVE/INJURED	- Ankle		
W-@ Phi 11/14			INACTIVE/INJURED	- Ankle					INACTIVE/INJURED	- Ankle		
W- Det 11/20			INACTIVE/INJURED	- Ankle					INACTIVE/INJURED	- Ankle		
L- Den 11/24			INACTIVE/INJURED	- Ankle					INACTIVE/INJURED	- Ankle		
L-@ NYG 12/4						1	4	4.0	0	4	0	
W- KC 12/11						0	0	0.0	4	0	0	
L-@ Was 12/18	1	24	24.0	24	0	1	6	6.0	1	6	0	
W-@ Car 12/24						2	8	4.0	0	6	0	
L- STL 1/1/06	3	45	15.0	22	0	2	15	7.5	0	8	0	
<b>Totals</b>	<b>22</b>	<b>341</b>	<b>15.5</b>	<b>63t</b>	<b>2</b>	<b>23</b>	<b>63</b>	<b>5.3</b>	<b>6</b>	<b>11</b>	<b>0</b>	

2006 (Dallas)												
Game	No	RECEIVING				TD	No	PUNT RETURNS				TD
		Yds	Avg	Long	Yds			Avg	FC	Long		
L-@ Jac 9/10												
W- Was 9/17	2	14	7.0	10	1	4	35	8.8	0	12	0	
W-@ Ten 10/1						0	0	0.0	1	0	0	
L-@ Phi 10/8	2	18	9.0	12	0	3	16	5.3	2	10	0	
W- Hou 10/15	5	61	12.2	17	0							
L- NYG 10/23	3	69	23.0	53t	1							

**CRAYTON'S GAME-BY-GAME (cont.)**

2006 (Dallas) cont.

Game	RECEIVING					PUNT RETURNS					
	No	Yds	Avg	Long	TD	No	Yds	Avg	FC	Long	TD
W- @ Car 10/29	1	13	13.0	13	0						
L- @ Was 11/5	4	84	21.0	48	0	2	12	6.0	2	7	0
W- @ Ari 11/12	5	104	20.8	34	1	1	19	19.0	0	19	0
W- Ind 11/19	2	6	3.0	4	0						
W- TB 11/23	4	68	17.0	33	0	0	0	0.0	1	0	0
W- @ NYG 12/3	3	31	10.3	12	0						
L- NO 12/10						1	3	3.0	0	3	0
W- @ Atl 12/16	1	9	9.0	9	0	0	0	0.0	1	0	0
L- Phi 12/25	2	29	14.5	17	0						
L- Det 12/31	2	10	5.0	6t	1						
<b>Totals</b>	<b>36</b>	<b>516</b>	<b>14.3</b>	<b>53t</b>	<b>4</b>	<b>11</b>	<b>85</b>	<b>7.7</b>	<b>7</b>	<b>19</b>	<b>0</b>
<b>Playoffs</b>											
L- @ Sea 1/6/07	3	42	14.0	18	1	0	0	0.0	2	0	0

2007 (Dallas)

Game	RECEIVING					PUNT RETURNS					
	No	Yds	Avg	Long	TD	No	Yds	Avg	FC	Long	TD
W- NYG 9/9	3	51	17.0	25	0	2	15	7.5	0	9	0
W- @ Mia 9/16						2	49	24.5	0	49	0
W- @ Chi 9/23	3	27	9.0	10	0	2	2	1.0	1	2	0
W- STL 9/30	7	184	26.3	59t	2	2	45	22.5	1	26	0
W- @ Buf 10/8	6	73	12.2	31	1	1	9	9.0	1	9	0
L- NE 10/14	5	46	9.2	11	1	0	0	0.0	2	0	0
W- Min 10/21	2	19	9.5	12	0	2	19	9.5	2	10	0
W- @ Phi 11/4						0	0	0.0	2	0	0
W- @ NYG 11/11	5	66	13.2	20t	1	0	0	0.0	4	0	0
W- Was 11/18	2	16	8.0	8	0	1	9	9.0	1	9	0
W- NYJ 11/22		INACTIVE/INJURED	-ankle				INACTIVE/INJURED	-ankle			
W- GB 11/29	3	42	14.0	35	2	1	10	10.0	1	10	0
W- @ Det 12/9	3	46	15.3	30	0						
L- Phi 12/16	2	54	27.0	41	0	3	20	6.7	4	11	0
W- @ Car 12/22	7	65	9.3	16	0	4	20	5.0	0	6	0
L- @ Was 12/30	2	8	4.0	5	0	2	3	1.5	1	3	0
<b>Totals</b>	<b>50</b>	<b>697</b>	<b>13.9</b>	<b>59t</b>	<b>7</b>	<b>22</b>	<b>201</b>	<b>9.1</b>	<b>20</b>	<b>49</b>	<b>0</b>
<b>Playoffs</b>											
L- NYG 1/13/08	3	27	9.0	16	0	2	8	4.0	0	8	0



**RONNIE CRUZ**

6-0 • 244 • 6/11/81  
 Northern State • FA for '08  
 NFL: 3rd Year • Cowboys: 1st Year  
 Games/Starts: 2007-0/0; Career-19-3;  
 Postseason-0/0.



**PRO:** Signed with the Cowboys on January 18, 2008 with the intention of re-starting an NFL career that showed great promise until a knee injury suffered during the 2006 season while with Kansas City caused him to miss the rest of the year and subsequently, the 2007 season as well. Looks to challenge for the starting fullback position in 2008.

**TRANSACTION SUMMARY:**

- 1/18/08: Signed with Dallas.
- 9/2/07: Released by Kansas City.
- 10/18/06: Placed on Reserve/Injured with a knee injury.
- 1/31/05: Signed with the Chiefs.
- 11/3/04: Signed to the Chiefs' practice squad.
- 9/3/04: Released by Kansas City.
- 5/3/04: Signed with the Kansas City Chiefs as a rookie free agent.

**2007 (Kansas City):**

- Signed with Kansas City and spent the offseason with them prior to his release following training camp.

• Spent the rest of the year out of football.

**2006 (Kansas City):**

- Played in five games with three starts at fullback and carried the ball five times for 19 yards along with two receptions for 20 yards.
- Made his first career start at fullback against Cincinnati (9/10) but did not record any stats.
- Had a season-high four carries for 15 yards against San Francisco (10/1).
- Placed on Reserve/Injured with a knee injury (10/18) and missed the remainder of the season.

**2005 (Kansas City):**

- Played in 14 games mainly on special teams recording 10 tackles and one reception for 15 yards.
- Made his first NFL reception on a 15-yard pass from Trent Green against the N.Y. Jets (9/11).
- Recorded a career-high three special teams tackles at Oakland (9/18).
- Was inactive against New England (11/27) and Denver (12/4) with a left knee injury.
- Returned to action at Dallas (12/11) but did not record any statistics.
- Added two special teams tackles against Cincinnati (1/1/06).

**COLLEGE:**

- Played two years at Northern State in Aberdeen, S.D. seeing action in 22 games, rushing 440 times for 2,368 yards with 25 touchdowns. Also caught 39 passes for 375 yards with two scores.
- Named to the first-team All-Region and Northern Sun Intercollegiate Conference teams as a senior.
- Played in 11 games, recording 1,476 rushing yards on 240 carries with 18 touchdowns and 33 receptions for 316 yards with one score.
- Ranked eighth in scoring and 10th in rushing in Division II.
- Led the school with 200 carries for 892 rushing yards as a junior along with six catches for 59 yards.
- Began his collegiate career at Mendocino Community College in Ukiah, Calif., where he was an all-conference and all-region honoree.
- Finished his sophomore season with 264 attempts for 1,779 rushing yards with 14 touchdowns.
- Had 152 carries for 863 yards and 10 scores as a freshman in 14 games played.

**PERSONAL:**


- Ronnie Valentin Cruz was named football MVP and student-athlete of the year at Clear Lake High School in Lakeport, Calif., after ranking second in the state in rushing yards.
- Has two daughters Haley and Mareya.
- Majored in sociology at Northern State.

**CRUZ'S NFL TOTALS**

Year Team	GP-GS	RUSHING					RECEIVING				
		No	Yds	Avg	Long	TD	No	Yds	Avg	Long	TD
2005 Kansas City	14-0	0	0	0.0	0	0	1	15	15.0	15	0
2006 Kansas City	5-3	5	19	3.8	7	0	2	20	10.0	11	0
2007		Out of Football					Out of Football				
<b>Totals</b>	<b>19-3</b>	<b>5</b>	<b>19</b>	<b>3.8</b>	<b>7</b>	<b>0</b>	<b>3</b>	<b>35</b>	<b>11.7</b>	<b>15</b>	<b>0</b>

**ADDITIONAL STATISTICS**

Special Teams Tackles – 2005 (10).  
 Kickoff Return – 2006 (1 for 7 yds; long 7).



**TONY CURTIS**

6-5 • 251 • 2/11/83  
 Portland State • FA for '06  
 NFL: 3rd Year • Cowboys: 3rd Year  
 Games/Starts: 2007-16/0; Career-20/0;  
 Postseason: 2007-1/0; Career-1/0.



**Tight End**

**PRO:** Tony Curtis has developed into an exceptional third tight end option for the Cowboys with good run blocking skills and proven hands as a receiver. He saw his first full season of action in 2007 and responded with three receptions – all for touchdowns.

**TRANSACTION SUMMARY:**

- 4/11/08: Signed a one-year contract with Dallas.
- 2/12/07: Allocated to NFL Europe.
- 1/10/07: Signed a one-year contract with Dallas.
- 11/24/06: Released.
- 10/13/06: Signed to the active roster.
- 9/3/06: Signed to the team's practice squad.
- 1/3/06: Signed a one-year contract with Dallas.

9/4/05: Signed to the team's practice squad.

4/28/05: Signed with Dallas as a rookie free agent.

**2007:**

- Finished the year with three catches – all for touchdowns – for 18 yards.
- Added three kickoff returns for 27 yards and three special teams tackles.
- Recorded the first catch and touchdown of his career at Miami (9/16) for two yards.
- Recovered the onside kick with 0:18 seconds remaining to set up the game winning field goal at Buffalo (10/8).
- Had his second reception and touchdown at Philadelphia (11/4) for one yard.
- Had one reception for a 15-yard score – the longest reception of his career and his third career touchdown – at the N.Y. Giants (11/11).
- Allocated to NFL Europe in the spring of 2007 where he recorded 14 receptions for 112 yards and three touchdowns for the Cologne Centurions.

**2006:**

- Played in four-out-of-seven games, but did not record any stats.
- Spent most of the season on the Cowboys practice squad with a stint on the active roster after Ryan Hannam was placed on injured reserve.
- Made his NFL debut at Houston (10/15).

**2005:**

- Spent the 2005 season on the practice squad.
- Went to training camp with Dallas and was signed to the team's practice squad at the conclusion of camp.

**COLLEGE:**

- Finished his collegiate career at Portland State after playing two seasons at Fresno Community College.
- Played in all 11 games at tight end and had seven receptions for 96 yards and one touchdown as a senior.
- Recorded nine catches for 79 yards in 11 games as a junior.

**PERSONAL:**

- Anthony Lee Curtis lettered in football and basketball at Seaside, Calif., High School and earned Monterey County Athlete of the Year in 2001.
- Named all-county and County Defensive Player of the Year in football and all-league and all-county in basketball as a senior.
- 2005 Dallas Cowboys Rookie Club.
- 2006 Dallas Cowboys Draft Day/Fan Appreciation Party.
- 2006 – 2007 Dallas Cowboys Early Thanksgiving Day at The Salvation Army.
- 2008 MDA Muscle Team Bash.
- Annual Salvation Army Angel Tree Christmas Program.
- Annual team Holiday Hospital Visits.
- Annual team Kick Off Luncheon and Cowboys Cookbook benefiting Happy Hill Farm.

**CURTIS' COWBOYS TOTALS**

Year Team	GP-GS	RECEIVING					TD	ADDITIONAL STATISTICS
		No	Yds	Avg	Long	TD		
2006 Dallas	4-0	0	0	0.0	0	0	Kickoff Returns – 2007 (3 for 27; long of 16).	
2007 Dallas	16-0	3	18	6.0	15t	3		
<b>Totals</b>	<b>20-0</b>	<b>3</b>	<b>18</b>	<b>6.0</b>	<b>15t</b>	<b>3</b>		



**LEONARD DAVIS**

6-6 • 353 • 9/5/78  
 Texas • UFA (Ariz) for '07  
 NFL: 8th Year • Cowboys: 2nd Year  
 Games/Starts: 2007-16/16; Career-107/107;  
 Postseason: 2007-1/1; Career-1/1.



**Guard**

**PRO:** Prior to the 2007 season, Leonard Davis joined Dallas as the highest profile free agent acquisition on the offensive line in club history. During the 2007 season, he exceeded all expectations and earned his first career Pro Bowl selection. Davis established himself as one of the most physically dominant offensive guards in the NFL and became an integral part of one of the league's biggest and most productive units. His massive size and natural strength make him a powerful force as a run blocker, and his pass blocking ability helped quarterback Tony Romo re-write the Dallas record book. Davis came to his native state of Texas after spending six seasons with the Arizona Cardinals. One of the most heralded offensive linemen to come out of the University of Texas, Davis was the second pick in the 2001 NFL Draft after the Falcons chose Michael Vick with the first pick. Davis's physical presence on the front will allow Dallas to line up with perhaps the NFL's most massive offensive lines again in 2008 as his four other starting teammates return. He joins tackles Flozell Adams (6-7, 340) and Marc Colombo (6-8, 318), center





Andre Gurode (6-4, 318) and guard Kyle Kosier (6-5, 305). Other than Kosier, a seventh-round pick in 2002, the offensive line is comprised of first or second round picks: Colombo went in the first round in 2002, Adams went in the second round in 1998, and Gurode was drafted in the second round in 2002. Davis has started 107 games in eight seasons and is expected to be a solid contributor at guard or tackle for several more seasons in Dallas. He played guard in his first three years in the NFL and switched to left tackle in Arizona in 2004.

#### TRANSACTION SUMMARY:

**3/5/07:** Signed as an unrestricted free agent from Arizona with Dallas.

**12/31/04:** Placed on Reserve/Injured with a left knee injury.

**4/21/01:** Drafted in the first round (2nd overall) by Arizona.

#### 2007:

- Earned his first Pro Bowl selection after starting all 16 games at right guard, and joined his fellow line mates Adams and Gurode on the NFC offensive front.
- Was one of 13 Cowboys selected – setting a team and NFL record.
- Was also a second-team All-Pro selection by the Associated Press.
- Played a key role in one of the most prolific offensive seasons in club history, while helping the team to a club record-tying 13 victories and the first NFC East title for Dallas since 1998.
- The Dallas offense finished the 2007 season second in the NFL in scoring (first in the NFC) with an average of 28.4 points-per-game. The 455 points scored marked the second-most in club history behind only the 1983 team (479 points).
- With an average of 365.7 yards-per-game, the Cowboys were third in the NFL (second in the NFC) in total offense.
- Dallas ranked fourth in the NFL (third in the NFC) in passing with an average of 256.6 yards-per-game.
- In the rushing offense category, the Cowboys were 17th in the NFL (seventh in the NFC) with an average of 109.1 yards-per-game.
- In the win over the N.Y. Giants on opening night (9/9), the line allowed just one sack on 24 pass plays and the running game picked up 142 yards and a touchdown on 30 carries (4.7 avg.). The offense scored six touchdowns – which tied for the fourth-most in club history in a season opener as they racked up 478 total yards – the most in a non-overtime game since 1996.
- Helped the line put up 431 total yards at Chicago (9/23) as the Cowboys produced a 100-yard rusher (Barber), 100-yard receiver (Owens) and a 300-yard passer (Romo) for the first time in a game since an overtime win at Washington (9/12/99).
- In the win over St. Louis (9/30), the line allowed just one sack as Romo completed 21-of-33 passes for 339 yards. The running game gained 171 yards as the offense racked up 502 total yards for the first time since the Washington overtime win (9/12/99).
- Against Minnesota (10/21), helped give Romo the time to complete 28-of-32 first half passes and 31 completions in the season for a single-game career-high.
- In the win over Washington (11/18), the offense allowed only one sack on 32 pass attempts with Romo completing 22 passes for 293 yards and four touchdowns. It was the first time in team history a quarterback threw for four touchdowns in back-to-back weeks.
- In the Thanksgiving Day win over the N.Y. Jets (11/22), helped provide the holes for the second 100-yard rusher of the season – Barber (103) – as the running game picked up a season-high 174 yards.
- Against Green Bay (11/29), did not allow a sack for the third time in 2007 as Romo completed 19-of-30 passes for 414 yards and four touchdowns. It was the fifth time the offense amassed 400-or-more yards in the season and the sixth 300-yard passing game of the year for Romo.
- At Detroit (12/9), the Dallas offense racked up 368 total yards as Romo his seventh 300-yard game of the season – and a 110.4 passer rating – his seventh consecutive game with a passer rating above 100.0.
- In the playoff loss to the N.Y. Giants (1/13/08), the line led a season-long 20-play, 90-yard drive for a touchdown in the second quarter that consumed 10:28, marking the longest time of possession on any drive in 2007. The line also provided holes for Barber – who finished with a career-high 129 yards on 27 carries (4.8 avg.).

#### 2006 (Arizona):

- Started 16 regular season games at left tackle for the Arizona Cardinals.
- Was the leader of a unit that helped Edgerrin James become the first 1,000-yard rusher for Arizona since Adrian Murrell in 1998.
- Helped James produce the Cardinals first individual 100-yard rushing game since 2004 when he ran for 115 yards at St. Louis (12/3).
- Then helped James rush for 115 yards the following week in a 27-21 win over Seattle (12/10). The Cardinals line did not allow a sack of quarterback Matt Leinart.
- Two weeks later, James gained 105 yards in a 26-20 win at San Francisco (12/24).

#### 2005 (Arizona):

- Started the first 15 games at left tackle before a knee injury forced him to miss the final game of the season at Indianapolis (1/1/06).
- His blocking helped Cardinals quarterback Kurt Warner complete a club record 64.5 percent of his 375 pass attempts.
- The Cardinals finished with the NFL's best passing offense for the first time in club history with 277.3 yards-per-game and ranked eighth in the NFL in total offense with 348.4 yards-per-game.

#### 2004 (Arizona):

- Made a successful switch to left tackle after playing guard his first three years in the NFL.
- Started 15 games at left tackle in 2004 under first-year Cardinals head coach Dennis Green.
- Arizona went 6-10, including 5-3 at home, giving the Cardinals a winning record at home for the first time since 1998.
- Helped the NFL's all-time leading rusher, Emmitt Smith, rush for 937 yards and nine touchdowns in his final season. Smith finished his career with 18,355 rushing yards.

- Left the game against Seattle (12/26) with a knee injury and was placed on the injured reserve list on December, 31.
- Missed the final game of the year, a win over Tampa Bay (1/2/05).

**2003 (Arizona):**

- Missed the preseason after breaking a bone in his right hand during training camp.
- Started the regular season at right guard in Detroit (9/7), marking the first time he had played right guard since the 2001 season finale at Washington (1/6/02).
- Left the game against the Lions in the first half with a right ankle sprain and did not return.
- Despite limited practice time, returned to fulltime duty in the Cardinals home-opening loss to Seattle (9/14).
- Was inactive the following two weeks, against Green Bay (9/21) and at St. Louis (9/28) due to the injury.
- Blocking helped rookie Anquan Boldin set a rookie record for receptions with 101. Boldin also had 1,377 receiving yards.

**2002 (Arizona):**

- A preseason injury to starting right tackle Anthony Clement forced Davis to move to right tackle for the first time in his NFL career.
- Made first pro start at right tackle in the season opener at Washington (9/8).
- While playing tackle and his regular position, right guard, helped Marcel Shipp rush for 834 yards and 4.4 yards-per-carry.
- Cardinals averaged 4.4 yards-per-carry and 113.9 yards-per-game on the ground.
- Sprained his left knee in a loss to San Francisco (12/21) and did not finish the game.
- After the season, underwent an arthroscopic procedure on the knee (1/16/03).

**2001 (Arizona):**

- As a rookie, started 16 regular season games at right guard.
- Was a consensus All-Rookie selection despite suffering from back spasms late in the season.
- Cardinals offensive line allowed just 29 sacks, the second-fewest in a 16-game season in Cardinals history. The 1978 Cardinals, which featured three Pro Bowlers – center Tom Banks, tackle Dan Dierdorf, and guard Bob Young – allowed 22 sacks.
- With solid protection, quarterback Jake Plummer threw for 3,653 yards and 18 touchdowns, his most touchdown passes in a season as a Cardinal.

**COLLEGE:**

- As the second overall selection in the 2001 NFL Draft, was the highest University of Texas Longhorn player chosen since Kenneth Sims went first in 1982.
- Following his senior year, was a first-team All-America selection at left tackle by the Walter Camp Foundation, The Football Writers Association, and *The Sporting News*.
- A consensus All-Big 12 Conference first-team selection, was one of three finalists for the Outland Trophy, given to the top lineman in college football.
- As a senior, helped the Longhorns finish 12th in the nation following a 9-3 season and a berth in the Holiday Bowl.
- Texas ranked eighth in the nation in scoring in 2000 with 38.6 points-per-game and 14th in the nation in total offense with 439.0 yards-per-game.
- Began his collegiate career as a defensive lineman and moved to the offensive line after his freshman year.

**PERSONAL:**

- Signing with the Cowboys allowed Leonard Barnett Davis to relocate to the NFL town closest to his home in Wortham, Texas, which is 70 miles southeast of Dallas.
- In a town of just over 1,000 residents, attended Wortham High School, which had fewer than 150 students.
- Was a first-team all-state selection on offense and defense at Wortham.
- Was honored as a *Parade* magazine and *USA Today* first-team All-America after his senior season.
- Also lettered in track and basketball.
- Finished fourth in the shot put and fifth in the discus at the Texas Class 1A finals as a senior. He was third in the shot put and fifth in the discus at the state finals as a junior.
- In basketball, averaged 10.0 points and 10.0 rebounds-per-game and led Wortham to the Texas Class 1A hoops title.
- Always the biggest player on his high school teams, was 6-3, 305 pounds in seventh grade.
- His older half-brother, Charles, began his NFL career with the Pittsburgh Steelers in 1974, then played for the St. Louis Cardinals (1975-79) and the USFL's Houston Gamblers (1980).
- Has 21 half-brothers and half-sisters.
- Before Leonard was born, his father, L.A. Davis, had 11 children from a previous marriage, and his mother, Sammie Lee, had 10 children from a previous marriage.
- Davis and his wife, Amanda, have two daughters, Meeya and Mariya.
- Was a youth and community services major at Texas.
- 2008 Poker for Pets for SPCA of Texas.
- 2008 Dallas Cowboys Draft Day/Fan Appreciation Day.
- Taste of the NFL: The Ultimate Dallas Cowboys Tailgate Party for North Texas Food Bank.
- 2007 Dallas Cowboys Early Thanksgiving Day Meal at The Salvation Army.
- 2007 Habitat for Humanity Build at Texas Stadium with Bank of America.
- Annual team Holiday Hospital Visits.
- Salvation Army Angel Tree Christmas Program.
- Happy Hill Farm Kickoff Luncheon and Cookbook.
- Collin County Children's Advocacy Center.
- Family Frisco Foundation.
- Tuberos Sclerosis Alliance.
- Smile Train Foundation.
- St. Jude Foundation.
- Travis Community Educational Fund – Austin, Texas.

- Epilepsy Foundation – Arizona.
- Friends for Four Foundation – Arizona.



**MISSION:** Leonard and Amanda Davis's attitude is to give directly and immediately to their local churches, focused ministries, favorite charities and non profit organizations. For more information visit [www.LeonardDavis.com](http://www.LeonardDavis.com) to see the faces and places that receive the financial gifts they sow into the lives of people in their community, country and the world around them.


### DAVIS' NFL TOTALS

**GAMES/STARTS** (regular season, playoffs): 2001 (16/16 – Ariz.), 2002 (15/15 Ariz.), 2003 (14/14 – Ariz.), 2004 (15/15 – Ariz.), 2005 (15/15 – Ariz.), 2006 (16/16 – Ariz.), 2007 (16/16, 1/1 – Dallas). **Total – 107/107, 1/1.**



# GREG ELLIS

6-6 • 262 • 8/14/75  
 North Carolina • D-1 for '98 (8th overall)  
 NFL: 11th Year • Cowboys: 11th Year  
 Games/Starts: 2007-13/10; Career-146/140;  
 Postseason: 2007-1/1; Career-3/3.



**PRO:** A team leader and a truly inspirational player, Greg Ellis has been a pillar of consistency and production for the Cowboys in his 10 seasons as an NFL player. Whether it be overcoming the adversity of a serious injury or making a position switch in the later stages of his career, Ellis has always responded. Since being picked in the first round (8th overall) of the 1998 NFL Draft, Ellis has started 140 of the Cowboys 146 games and has missed just 12 games because of injury. He has returned to the field after two very severe injuries in his career, and has bounced back to be a highly productive player in the seasons following both setbacks. In 2007 he was named the NFL Comeback Player of the Year after returning from a ruptured Achilles injury that ended his 2006 season at Arizona (11/12/06). In 2007 while playing in just 13 games, he responded with his first Pro Bowl selection and a career-high 12.5 sacks. He led the team or tied for the team lead in sacks from 2001 to 2005, tying Jethro Pugh's club record (1968-72) for most consecutive seasons as the team leader in sacks. Ellis has led the Cowboys in sacks six times, one short of Harvey Martin's team record. He has also led the Cowboys defensive linemen in tackles six times. His career totals include 69 sacks, 182 quarterback pressures, and 51 deflected passes. Ellis was the Cowboys highest draft pick since Russell Maryland (first overall) in 1991. After starting 16 regular season games as a rookie, he missed the final three games in 1999 after fracturing his left tibia and fibula. He underwent surgery to have a titanium rod inserted into his leg, and after rehabilitation, he came back healthy for the start of the 2000 season. He led the club's defensive linemen with a then career-high 77 tackles, and his teammates named him the recipient of the Ed Block Courage Award for overcoming his injuries. Ellis has since emerged as a team leader and was named a team captain by his teammates in 2005 and 2006. He led the team in sacks in 2005, when the team made the transition from the 4-3 to the 3-4 scheme. Ellis's all-around talent makes him one of the league's most complete pass rushers off the edge.



#### TRANSACTION SUMMARY:

- 11/15/06:** Placed on Reserve/Injured with a torn left Achilles tendon.
- 9/27/03:** Signed a seven-year contract with Dallas through 2009.
- 12/15/99:** Placed on Reserve/Injured with a fractured tibia and fibula in his left leg.
- 4/18/98:** Drafted in the first round (8th overall) by Dallas.

#### 2007:

- After fully recovering from a ruptured Achilles injury that cut his 2006 season short, responded with another productive year that saw him earn his first career Pro Bowl selection after 10 seasons.
- Was one of 13 Cowboys selected to the NFC squad – setting a team and NFL record.
- Named the NFL Comeback Player of the Year after returning to game action in Week 4 against St. Louis (9/30).
- Finished second on the team with a career-high 12.5 sacks, and was third on the club with 13 quarterback pressures.
- Second in the league among linebackers with 12.5 sacks and tied for sixth overall in the NFL (tied for fourth in the NFC). His total was also second-best by a Dallas linebacker in club history.
- Was inactive for the first four games of the year while returning to full strength from the injury.
- Returned to action against St. Louis (9/30) in the nickel defense as a pass rusher and recorded two quarterback pressures and 1.5 sacks. Helped hold the Rams offense to 187 total yards of offense and no points.
- Again used as a situational player against New England (10/14), sacked Tom Brady early in the second quarter – forcing a fumble that was recovered by Jason Hatcher who returned it 27 yards for a touchdown.
- Made his first start of the season against Minnesota (10/21) and recorded two sacks, five tackles and two quarterback pressures.

- Recorded three tackles, one quarterback pressure and one sack in his second start of the season at Philadelphia (11/4).
- In the 31-20 win at the N.Y. Giants (11/11), had three tackles, sacked Eli Manning and forced a fumble on the Giants final series of the game. The outing marked his fourth consecutive game with a sack and fifth game of the year with a sack.
- On Thanksgiving Day against the N.Y. Jets (11/22), enjoyed his best game of the year – recording a season-high six tackles, two quarterback pressures and two sacks for his 16th career multiple-sack game.
- Against Green Bay (11/29), provided steady pressure recording three tackles, one tackle for a loss, two quarterback pressures and two sacks – his 17th career multiple-sack game.
- At Detroit (12/9), recorded four tackles, one pressure, one pass breakup, a sack and forced a fumble.
- At Carolina (12/22), added two tackles, one quarterback pressure and one sack which forced a Carolina field goal.

**2006:**

- Although he had never played linebacker in the NFL, moved from down lineman to strong outside linebacker in the 3-4 scheme.
- Remained very productive at the new position and was tied for the team lead with 4.5 sacks and three tackles for a loss before suffering a season-ending injury to his left Achilles tendon in Week 9 at Arizona (11/12). Had surgery November 14 and was placed on injured reserve the next day.
- In the season-opener at Jacksonville (9/10), was second on the team with a season-high seven tackles with a tackle for a loss and a quarterback pressure that led to an interception.
- In the home-opening win over Washington (9/17), recorded four tackles and led the team with 1.5 sacks.
- In the win at Tennessee (10/1), had five tackles, including one on quarterback Vince Young that led to a five-yard loss and forced a fumble.
- In a loss at Philadelphia (10/8), finished second on the team with six tackles, including a tackle for a loss on a screen pass. Had one sack, which forced quarterback Donovan McNabb to fumble. DeMarcus Ware recovered the fumble and returned it 69 yards for a touchdown to give Dallas a 14-10 lead in the second quarter.
- In the home win over Houston (10/15), made his third career interception by diving for a pass that had been tipped by Bradie James. Ellis handed the ball off to Terence Newman, who returned it 12 yards to the Houston 23-yard line. The Cowboys then scored when Drew Bledsoe threw a touchdown pass to Terrell Owens.
- In a Sunday night win at Carolina (10/29), led the team with a season-high two sacks, forcing a fumble on the second sack. Jay Ratliff recovered the fumble at the Carolina 19-yard line to set up the Cowboys final touchdown of the night. Also had four tackles and helped limit Carolina to 204 total yards, including 70 in the second half.
- Posted three tackles before tearing the Achilles in his left leg in the third quarter at Arizona (11/12).

**2005:**

- Despite the move to the 3-4 defense, tied rookie linebacker Ware, for the team lead with eight sacks and led the team with 21 quarterback pressures from his defensive end position.
- Had at least half a sack in nine-of-16 games and tied for the team lead with two fumble recoveries. Led the team in sacks for the fifth straight season.
- Ellis and Ware finished the season tied for 11th in the NFC in sacks. Ellis also knocked down five passes, the most by a Dallas defensive lineman and the fifth-most on the team.
- In the season opening win at San Diego (9/11), recorded half a sack and a season-high four quarterback pressures.
- In the win at San Francisco (9/25), had a sack, his third straight game with at least a half-sack, and three quarterback pressures.
- In the overtime win over the N.Y. Giants (10/16), recorded three quarterback pressures and a sack, and quarterback Manning went 14-for-30 passing (46.7 percent). Recovered a Manning fumble at the Dallas 30-yard line in the fourth quarter and returned it 37 yards to set up the Cowboys final field goal in regulation.
- Had his only multi-sack game of the season with 1.5 sacks against Arizona (10/30). Also had two tackles, three quarterback pressures and a pass deflection.
- In the Monday night win at Philadelphia (11/14), Dallas was clinging to a 21-20 lead with 2:27 left in the game on third-and-15, when he forced a fumble on his sixth sack of the year (the 50th of his career), but the fumble was recovered by Philadelphia.
- In the win over Detroit (11/20), forced a fumble on his seventh sack of the season, and Dat Nguyen recovered the fumble with 4:17 left in the game to seal the win.
- In the Thanksgiving Day overtime loss to Denver (11/24), recorded a sack in his fourth consecutive game, and his eighth of the season. Also had two tackles, batted down a third down pass attempt and had a pressure.
- Second tackle of the Broncos game (11/24) was the 500th of his career.
- In the loss at the N.Y. Giants (12/4), did not start the game for the first time in his career, ending a string of 121 consecutive starts. Also had a four-game sack streak stopped against the Giants although he had three quarterback pressures.

**2004:**

- Registered the most sacks (nine) and pass breakups (12) of his career while turning in his third-best season for quarterback pressures (22).
- Had the most pass breakups by a Dallas defensive lineman since Ed 'Too Tall' Jones had 14 in 1988.
- Only Newman had more pass breakups on the team (13), and among NFL defensive linemen, only Miami's Jason Taylor had more (15).
- His nine sacks ranked 12th in the NFC and tenth among NFC defensive ends, and he led the team in sacks for the fourth straight season.
- Had a sack in seven games, including three multi-sack games, and led Dallas defensive linemen with 63 tackles.
- In the home-opening win over Cleveland (9/19), led the team with seven tackles and had five quarterback pressures, including one that led to a safety. Also had one sack and a tackle for a loss.
- Registered two sacks, three tackles, and a quarterback pressure in the win at Washington (9/27).

- In the loss to the N.Y. Giants (10/10), had two sacks, six tackles, four quarterback pressures and two tipped passes.
- Added his sixth sack of the year in the loss to Pittsburgh (10/17), then failed to record a sack for the first time in five games at Green Bay (10/24), which allowed just 12 sacks of Brett Favre all season.
- In the Thanksgiving Day victory over Chicago (11/25), tied for second on the team with five tackles and added 1.5 sacks and two quarterback pressures.
- Recorded two tackles, a quarterback pressure and his career-best ninth pass breakup at Seattle (12/6).
- In the loss at Philadelphia (12/19), blocked an extra point and set up the Cowboys only touchdown with a sack and a forced fumble. He also had five tackles, including one for a loss, a pass breakup, and three quarterback pressures.

**2003:**

- Helped Dallas return to the playoffs for the first time since 1999 and finish the year with the league's top-ranked defense. The Cowboys allowed only 253.5 yards-per-game, including just 89.1 rushing yards (third in the NFL) and 164.4 passing yards (first in the NFL).
- Led the team in sacks for the third straight year with eight, the most by a Cowboy since Tony Tolbert had 12 in 1996.
- Closed the year with 48 tackles, 19 pressures, eight pass breakups, four tackles for a loss, and four forced fumbles.
- In the Cowboys come-from-behind overtime victory at the N.Y. Giants (9/15), finished second on the team with five tackles, had a career-high three pass breakups, and added four quarterback pressures and half a sack. Also forced a Tiki Barber fumble and forced Kerry Collins to throw an interception to Al Singleton, who returned it 41 yards for a touchdown.
- Recorded his fourth sack of the season at New England (11/16) and his fifth sack at Philadelphia (12/7).
- Against the N.Y. Giants (12/21), registered two sacks – his first multi-sack game of the season – tied his season-high with four pressures, and forced a fumble.
- In the wild card loss at Carolina (1/3/04), led all defensive linemen with five tackles, including one for a loss, and had the team's only sack.

**2002:**

- Led all linemen and was fourth on the team with a career-high 87 tackles, topping his previous best of 83 from 2001.
- Also led the team and tied for 16th in the NFC with 7.5 sacks.
- Added a team and a career-high 30 quarterback pressures, topping his previous best of 26 from 2001.
- Opened the season with a bang, recording at least half a sack in each of the first four games.
- In a win over Tennessee (9/15), tied his career-high of two sacks and tied for the team lead among linemen with six tackles. Also led the team with three quarterback pressures.
- At Philadelphia (9/22), had two sacks for his second straight game and tied his career-high with six quarterback pressures. It was the first time a Cowboy had consecutive multi-sack games since Tony Tolbert in Weeks 5-6 in 1996.
- In a last minute win at St. Louis (9/29), made two crucial plays. On the Rams final drive, had the Cowboys only sack of the day on third-and-three at the Dallas 25-yard line. The Rams were forced to attempt a 49-yard field goal, which hit the right upright. Dallas got the ball back and kicked the game-winning field goal. In the first quarter, ended a Rams drive with his second career interception, – Dallas then scored its only touchdown of the day. Finished with three tackles, a sack, two quarterback pressures and an interception.
- Headaches resulting from a concussion in the Arizona (10/20) game forced him to miss a loss at Detroit (11/3).
- Against Jacksonville (11/24), led the team with a season-high 10 tackles and recorded his first sack since Week 4. Added five quarterback pressures and a tackle for a loss.
- Against San Francisco (12/8), tied for the team lead among defensive linemen with eight tackles and recorded the team's only sack of the game.

**2001:**

- Started 16 regular season games and led Dallas with six sacks, 26 quarterback pressures, and four forced fumbles.
- His 83 tackles were most among the team's defensive linemen and fourth-most on the team, and his seven tackles for a loss were third-most on the team.
- Helped the Cowboys finish fourth in the NFL with 287.4 yards allowed-per-game, and they ranked third in the NFL with 180.6 passing yards allowed-per-game.
- In the season-opening loss to Tampa Bay (9/9), led Dallas defensive linemen with nine tackles and had one of Dallas's two sacks.
- At Philadelphia (9/30), had a career-high six quarterback pressures and two pass deflections.
- In the Monday night win over Washington (10/15), posted five tackles and his second sack of the year and helped limit the Redskins to 226 total yards. His biggest play of the game came with 2:39 left, when he recovered a Stephen Davis fumble at the Cowboys 33-yard line to set up a drive that resulted in the game-winning field goal.
- Had seven tackles in the win over Arizona (10/28) and eight tackles at the N.Y. Giants (11/4), leading all defensive linemen in both games. Also logged his third sack of the season against the Giants and forced a fumble on the play.
- In Atlanta (11/11), was second on the team with seven tackles, and had two sacks for his first multi-sack game of the season.
- In the win over the N.Y. Giants (12/9), recorded his sixth sack of the year, a fourth quarter takedown of Kerry Collins that also forced a fumble.
- In the Cowboys upset win over playoff-bound San Francisco (12/30), posted three tackles and two quarterback pressures and recovered a fumble.

**2000:**

- After holding down the left end position for the Dallas defensive line for two years, Ellis switched to the right side in 2000 to take pressure off his injured left leg.

- Responded to the position switch by leading all defensive linemen with 77 tackles and tied for the team lead with seven tackles for a loss and two fumble recoveries.
- Finished second on the team with 13 quarterback pressures.
- After rehabilitating his fractured leg in the offseason and being eased onto the field in camp, returned full-time for the final two preseason games.
- In the season opener against Philadelphia (9/3), led all defensive linemen with eight tackles and had a tackle for a loss.
- At Washington (9/18), recorded his first sack of the season on the game's final play to preserve the Cowboys Monday night win. Also recovered a Redskins fumble in the second quarter to set up a Dallas touchdown.
- Registered a career-high 11 tackles against San Francisco (9/24), the most tackles by a Dallas defensive lineman since Chad Hennings had 11 against the Giants on Dec. 21, 1997.
- Against Jacksonville (10/29), faced perennial All-Pro Tony Boselli and registered five tackles, a tackle for a loss, and a quarterback pressure. Also forced Boselli into two illegal procedure penalties.
- Recorded the first blocked field goal of his career against the Jags when he got his hand on a 49-yard attempt by Mike Hollis in the fourth quarter.

**1999:**

- Despite missing the final three regular season games because of a fractured left tibia and fibula, led the team with 7.5 sacks.
- Before the injury, was eighth in the NFC in sacks and was tied for the team lead with 17 quarterback pressures.
- Finished the season with 59 tackles, four pass breakups, and two forced fumbles.
- Set the tone for the season in the first game, recording five tackles and a career-best two sacks in the overtime win at Washington (9/12). The first sack came with the Redskins at the Dallas four-yard line and forced a fumble, which George Teague recovered. The second sack came on third-and-three on the Redskins first possession in overtime and forced them to punt. Dallas then drove 95 yards for the game-winning score.
- The next week against Atlanta (9/20) on Monday Night Football, had six tackles and recorded his first career interception when he picked off Danny Kanell and raced 87 yards for a touchdown.
- The play against the Falcons was the longest touchdown return by a defensive lineman in club history until Ellis topped himself against Arizona (10/3), recovering a Cardinal fumble by quarterback Jake Plummer and rumbling 98 yards for a touchdown, the longest fumble return in Cowboys history.
- Became the first Cowboys defensive player since Ray Horton in 1991 (vs. the Giants on Sept. 29 and at Green Bay on Oct. 6) to score a touchdown in back-to-back weeks.
- At Minnesota (11/8), recorded a career-high two sacks in a game for the second time in 1999 and led all defensive linemen with five tackles.
- Against Green Bay (11/14), helped limit Favre to a 57.1 quarterback rating and the Packers to 40 rushing yards. Finished with three tackles and a team-high three quarterback pressures.
- Talled a season-high eight tackles at Arizona (11/21) to finish second on the team and added a sack and three quarterback pressures.
- Recorded his final sack of the season at New England (12/5) and added four tackles.
- His season came to an abrupt end the next week against Philadelphia (12/12) when he fractured the tibia and fibula in his left leg in the first quarter.
- Underwent surgery the night of the injury and had a titanium rod inserted into the leg.
- Was placed on injured reserve on December 15. He also underwent surgery Feb. 10, 2000, to have a bone chip removed from his right wrist.

**1998:**

- Became the first Cowboys rookie to start a season opener at defensive end since Bob Lilly in 1961. Earned first NFL start against Arizona (9/6).
- Led the team with 22 quarterback pressures and led all defensive linemen with 63 tackles.
- Also had five tackles for a loss, five passes defended, and three sacks.
- Since the league began tracking tackles in 1979, was the first Cowboys rookie to lead the team's defensive linemen in tackles.
- First big game came in a win at the N.Y. Giants (9/21) where he posted three tackles, two quarterback pressures and picked up his first career forced fumble.
- Recorded his first career sack and had three tackles against Oakland (9/27).
- Registered a season-high nine tackles and added 1.5 sacks against Carolina (10/11).
- Against Minnesota (11/26) on Thanksgiving Day, led all defensive linemen with four tackles and added two quarterback pressures and two passes defended.
- Added six tackles and his first career fumble recovery at New Orleans (12/6). Led all defensive linemen with seven tackles and four quarterback pressures against Philadelphia (12/20).
- In his first playoff game, against Arizona (1/2/99), led all defensive linemen with eight tackles.

**COLLEGE:**

- With 32.5 career sacks, left North Carolina as the school's all-time sack leader.
- As a senior, earned All-America honors, was a finalist for the Lombardi Award, and was an All-ACC selection for the third straight season after posting 87 tackles, nine sacks, and 32 quarterback pressures.
- As a junior, was named second-team All-America by *The Sporting News* and first-team All-ACC after making 62 tackles, a school-record 38 quarterback pressures, and 12.5 sacks, the second-most sacks in a season in school history behind Lawrence Taylor's 16 in 1979.
- In 1995, became the first Tar Heel sophomore to be named first-team All-ACC since Reuben Davis in 1985. Was also named honorable mention All-America by UPI after making 71 tackles and seven sacks.
- As a backup defensive end during his redshirt freshman year, ranked second on the team with four sacks.

**PERSONAL:**

- Gregory Lemont Ellis was an all-state selection as a tight end and defensive end at East Wake High School in Wendell, N.C.

- During his high school career, had five interceptions and returned all of them for touchdowns and blocked four punts and returned two of them for touchdowns.
- Was selected to play basketball in the North Carolina East/West Shrine Game.
- The Greensboro News and Observer voted him the Male High School Athlete of the Year in 1993.
- Received his degree in communications studies at UNC, where he was also a member of the junior varsity basketball team as a sophomore.
- Ellis's wife, Tangie, was his high school sweetheart. The couple has a daughter, Tyann (1/17/00), and son, Germiah Gregory (5/29/03).
- Happy Hill Farm – provided season tickets to Cowboys home games.
- Children's Cancer Fund Fashion Show – children's escort.
- 2001-2002 honorary chairman for Crossroads Interfaith Housing Program.
- 2001-2002 Cowboys Kick Off to School Reading night.
- 2005 Exxon-Mobile Green Team Program dedication ceremony with Builders of Hope.
- 2008 Prestonwood Baptist Church – Youth Guest Speaker.
- Annual team Holiday Hospital Visits.
- Annual team Kick Off Luncheon and Cowboys Cookbook benefiting Happy Hill Farm.
- Annual Salvation Army Angel Tree Christmas Program.

## ELLIS' COWBOYS TOTALS

Year Team	GP-GS	DEFENSE							INTERCEPTIONS				FUMBLES REC					
		ST	AT	TT	Sks-Yds	Tkl/Ls	QB Prs	PBU	FF	No Yds	Avg	Lg	TD	No Yds	Avg	Lg	TD	
1998 Dallas	16-16	38	25	-	63	3.0(-16)	5(-14)	22	5	1	0	0	0	0	0	0	0	0
1999 Dallas	13-13	40	19	-	59	7.5(-44)	2(-8)	18	3	2	1	87	87.0	87	1	1	98	98.0
2000 Dallas	16-16	44	33	-	77	3.0(-30)	7(-16)	13	1	0	0	0	0	0	0	0	0	0
2001 Dallas	16-16	46	37	-	83	6.0(-9)	7(-12)	26	7	4	0	0	0	0	0	0	0	0
2002 Dallas	15-15	48	39	-	87	7.5(-35)	2(-5)	30	5	1	1	0	0	0	0	0	0	0
2003 Dallas	16-16	34	14	-	48	8.0(-57)	4(-9)	19	8	4	0	0	0	0	0	0	0	0
2004 Dallas	16-16	39	24	-	63	9.0(-56)	4(-8)	22	12	1	0	0	0	0	0	0	0	0
2005 Dallas	16-13	24	8	-	32	8.0(-53)	2(-2)	21	5	2	0	0	0	0	0	2	37	18.5
2006 Dallas	9-9	24	10	-	34	4.5(-24)	3(-7)	2	3	3	0	0	0	0	0	0	0	0
2007 Dallas	13-10	21	12	-	33	12.5(-80)	1(-1)	13	2	3	0	0	0	0	0	0	0	0
<b>Totals</b>	<b>146-140</b>	<b>358</b>	<b>221</b>	<b>-</b>	<b>579</b>	<b>69.0(-404)</b>	<b>36(-79)</b>	<b>186</b>	<b>51</b>	<b>21</b>	<b>2</b>	<b>87</b>	<b>43.5</b>	<b>87</b>	<b>1</b>	<b>8</b>	<b>137</b>	<b>17.1</b>

## Playoffs

1998 Dallas	1-1	2	6	-	8	0.0(0)	0(0)	1	0	0	0	0	0	0	0	0	0	0	0
2003 Dallas	1-1	4	1	-	5	1.0(0)	1(-1)	0	1	0	0	0	0	0	0	0	0	0	0
2007 Dallas	1-1	3	0	-	3	0.0(0)	0(0)	0	0	0	0	0	0	0	0	0	0	0	0
<b>Totals</b>	<b>3-3</b>	<b>9</b>	<b>7</b>	<b>-</b>	<b>16</b>	<b>1.0(0)</b>	<b>1(-1)</b>	<b>1</b>	<b>1</b>	<b>0</b>	<b>0</b>	<b>0</b>	<b>0.0</b>	<b>0</b>	<b>0</b>	<b>0</b>	<b>0</b>	<b>0</b>	<b>0</b>

## SINGLE-GAME BESTS

- Tackles** – 11 vs. San Francisco, 9/24/00  
**QB Pressures** – 6 at Phila., 9/30/01 and at Phila., 9/22/02  
**Passes Defensed** – 3 at N.Y. Giants, 9/15/03  
**Sacks** – 2.0 12 times, last vs. Green Bay, 11/29/07  
**Tackles for Losses** – 2 three times, last at N.Y. Giants, 1/4/01

## ADDITIONAL STATISTICS

- Blocked Kicks** – 2000 (1 field goal); 2004 (1 PAT).

## ELLIS' GAME-BY-GAME

## DEFENSE

1998 (Dallas)										1999 (Dallas)														
Game	ST	AT	TT	Sks-Yds	Tkl/Ls	QB Prs	PBU	Game	ST	AT	TT	Sks-Yds	Tkl/Ls	QB Prs	PBU	Game	ST	AT	TT	Sks-Yds	Tkl/Ls	QB Prs	PBU	
W- Ari 9/6	0	2	-	2			2	W- @ Was 9/12	4	1	-	5	2.0(-13)			W- Ari 10/3	2	0	-	2	0.5(-2)		1	1
L- @ Den 9/13	4	1	-	5				W- Ari 10/10	3	3	-	6				L- @ Phi 10/10	2	2	-	4			3	1
W- @ NYG 9/21	2	1	-	3			2	L- @ NYG 10/18	5	2	-	7	1.0(-7)			L- @ Min 11/8	5	0	-	5	2.0(-16)	1(-1)	1	2
L- Oak 9/27	3	1	-	4	1.0(-4)		1	W- Was 10/24	3	1	-	4			W- GB 11/14	2	1	-	3			3	3	
W- @ Was 10/4	3	2	-	5			1	L- @ Ari 11/21	5	3	-	8	1.0(-6)			W- Sea 11/22	2	0	-	2			4	4
W- Car 10/11	5	4	-	9	1.5(-10)	1(-2)	1	W- Mia 11/25	1	3	-	4			L- @ NE 12/5	4	0	-	4	1.0(0)		2	1	
L- @ Ch 10/18	1	2	-	3				L- @ NYJ 12/12	4	0	-	4			L- Min 11/26	3	1	-	4			2	2	
W- @ Phi 11/2	1	1	-	2		1(-4)	1	L- @ NO 12/6	3	3	-	6			L- @ KC 12/13	0	1	-	1			2	1	
W- NYG 11/8	2	2	-	4	0.5(-4)		1	W- Phi 12/20	6	1	-	7	1(-2)	4	W- Was 12/27	3	1	-	4	2(-6)	1	1	1	
W- @ Ari 11/15	0	2	-	2			2	<b>Totals</b>	<b>40</b>	<b>19</b>	<b>-</b>	<b>59</b>	<b>7.5(-44)</b>	<b>2(-8)</b>	<b>18</b>	<b>3</b>								
W- Sea 11/22	2	0	-	2			1	<b>Playoffs</b>																
L- Min 11/26	3	1	-	4			2	L- Ari 1/2/99	2	6	-	8			1									
L- @ NO 12/6	3	3	-	6			2																	
L- @ KC 12/13	0	1	-	1			2																	
W- Phi 12/20	6	1	-	7	1(-2)	4																		
W- Was 12/27	3	1	-	4	2(-6)	1	1																	

**ELLIS' GAME-BY-GAME (cont.)**

**DEFENSE**

2000 (Dallas)						
Game	ST	AT	TT	Sks-Yds	Tkl/Ls	QB Prs PBU
L-Phi 9/3	6	2	8		1(-2)	
L-@ Ari 9/10	1	0	1			
W-@ Was 9/18	1	1	2	1.0(-8)		
L-SF 9/24	3	8	11		2	
W-@ Car 10/1	1	1	2			
L-@ NYG 10/15	2	1	3		2	
W-Ari 10/22	2	2	4		1	
L-Jac 10/29	4	1	5		1(-2)	1
L-@ Phi 11/5	6	3	9		2(-7)	
W-Cin 11/12	3	4	7	1.0(-5)	1(-2)	1
L-@ Bal 11/19	6	3	9			
L-Min 11/23	2	3	5			
L-@ TB 12/3	1	1	2		1(-2)	1
W-Was 12/10	2	2	4	1.0(-17)		2
L-NYG 12/15	1	1	2			
L-@ Ten 12/27	3	0	3		1(-1)	2
<b>Totals</b>	<b>44</b>	<b>33</b>	<b>77</b>	<b>3.0(-30)</b>	<b>7(-16)</b>	<b>13</b> 1

2001 (Dallas)						
Game	ST	AT	TT	Sks-Yds	Tkl/Ls	QB Prs PBU
L-TB 9/9	3	6	9	1.0(-1)		
L-SD 9/23	4	0	4		1(-4)	1
L-@ Phi 9/30	2	1	3			6 2
L-@ Oak 10/7	3	1	4			3
W-Was 10/15	3	2	5	1.0(-1)		
W-Ari 10/28	4	3	7		1(-1)	3 2
L-@ NYG 11/4	3	5	8	1.0(0)	2(-2)	2
L-@ Atl 11/11	5	2	7	2.0(-5)		
L-Phi 11/18	0	2	2			3 1
L-Den 11/22	5	1	6		1(-3)	
W-@ Was 12/2	5	2	7		1(-1)	2 1
W-NYG 12/9	3	3	6	1.0(-2)		2
L-@ Sea 12/16	4	0	4		1(-1)	
L-@ Ari 12/23	0	4	4			1
W-SF 12/30	0	3	3			2
L-@ Det 1/6/02	2	2	4			1
<b>Totals</b>	<b>46</b>	<b>37</b>	<b>83</b>	<b>6.0(-9)</b>	<b>7(-12)</b>	<b>26</b> 7

2002 (Dallas)						
Game	ST	AT	TT	Sks-Yds	Tkl/Ls	QB Prs PBU
L-@ Hou 9/8	1	4	5	0.5(-2)		3 1
W-Ten 9/15	2	4	6	2.0(-16)		3 1
L-@ Phi 9/22	0	2	2	2.0(-8)		6 1
W-@ STL 9/29	2	1	3	1.0(-6)		2 1
L-NYG 10/6	2	3	5			2
W-Car 10/13	5	3	8			2
L-@ Ari 10/20	4	3	7			1
L-@ Sea 10/27	1	4	5			1
L-@ Det 11/3	INACTIVE/INJURED - Concussion					
L-@ Ind 11/17	7	2	9			
W-Jac 11/24	7	3	10	1.0(-3)	1(-2)	5
W-Was 11/28	2	3	5		1(-3)	1
L-@ SF 12/8	6	2	8	1.0(0)		4
L-@ NYG 12/15	3	3	6			
L-Phi 12/21	2	1	3			1
L-@ Was 12/29	4	0	4			1
<b>Totals</b>	<b>48</b>	<b>38</b>	<b>86</b>	<b>7.5(-35)</b>	<b>2(-5)</b>	<b>30</b> 5

2003 (Dallas)						
Game	ST	AT	TT	Sks-Yds	Tkl/Ls	QB Prs PBU
L-Atl 9/7	5	1	6		1(-2)	
W-@ NYG 9/15	4	1	5	0.5(-2)		4 3
W-@ NYJ 9/28	1	1	2			
W-Ari 10/5	1	0	1		1(-1)	1
W-Phi 10/12	3	0	3	1.0(-3)		1
W-@ Det 10/19	0	2	2			2
L-@ TB 10/26	3	3	6	1.0(-10)		2

2003 (Dallas) cont.						
Game	ST	AT	TT	Sks-Yds	Tkl/Ls	QB Prs PBU
W-Was 11/2	2	1	3		1(-2)	1 1
W-Buf 11/9	0	1	1	0.5(-3)		1(-4) 2
L-@ NE 11/16				1.0(-6)		
W-Car 11/23	1	0	1			2
L-Mia 11/27	3	1	4			
L-@ Phi 12/7	2	0	2	1.0(-12)		
W-@ Was 12/14	3	0	3	0.5(-2)		1
W-NYG 12/21	2	0	2	2.0(-16)		4
L-@ NO 12/28	4	3	7	0.5(-3)		1
<b>Totals</b>	<b>34</b>	<b>14</b>	<b>48</b>	<b>8.0(-57)</b>	<b>4(-9)</b>	<b>19</b> 8

Playoffs						
Game	ST	AT	TT	Sks-Yds	Tkl/Ls	QB Prs PBU
L-@ Car 1/3/04	4	1	5	1.0(0)	1(-1)	1

2004 (Dallas)						
Game	ST	AT	TT	Sks-Yds	Tkl/Ls	QB Prs PBU
L-@ Min 9/12	1	1	2			
W-Cle 9/19	6	1	7	1.0(-5)	1(-4)	5
W-@ Was 9/27	2	1	3	2.0(-9)		1
L-NYG 10/10	5	1	6	2.0(-6)	1(-1)	4 2
L-Pit 10/17	0	1	1	1.0(-7)		
L-@ GB 10/24	0	2	2			1
W-Det 10/31						1 1
L-@ Cin 11/7	2	4	6			1
L-Phi 11/15	5	2	7	0.5(-5)		1
L-@ Bal 11/21	2	3	5		1(-1)	2
W-Chi 11/25	4	1	5	1.5(-17)		2
W-@ Sea 12/6	1	1	2			1 1
L-NO 12/12	3	1	4			2
L-@ Phi 12/19	3	2	5	1.0(-7)	1(-2)	3 1
W-Was 12/26	3	1	4			2 2
L-@ NYG 1/2/05	2	2	4			1
<b>Totals</b>	<b>39</b>	<b>24</b>	<b>63</b>	<b>9.0(-56)</b>	<b>4(-8)</b>	<b>22</b> 12

2005 (Dallas)						
Game	ST	AT	TT	Sks-Yds	Tkl/Ls	QB Prs PBU
W-@ SD 9/11	1	0	1	0.5(-7)		4
L-Was 9/19	2	1	3	0.5(-6)		
W-@ SF 9/25	1	1	2	1.0(-1)		3
L-@ Oak 10/2	1	0	1			1 1
W-Phi 10/9				0.5(-6)		1
W-NYG 10/16				1.0(-10)		3
L-@ Sea 10/23	5	1	6		1(-1)	3 1
W-Ari 10/30	1	1	2	1.5(-8)		3 1
W-@ Phi 11/14				1.0(-4)		1
W-Det 11/20	3	0	3	1.0(-5)		
L-Den 11/24	2	0	2	1.0(-6)		1 1
L-@ NYG 12/4	2	0	2			3
W-KC 12/11	0	1	1			1
L-@ Was 12/18	1	0	1			
W-@ Car 12/24	4	2	6			
L-STL 1/1/06	1	1	2		1(-1)	1
<b>Totals</b>	<b>24</b>	<b>8</b>	<b>32</b>	<b>8.0(-53)</b>	<b>2(-2)</b>	<b>21</b> 5

2006 (Dallas)						
Game	ST	AT	TT	Sks-Yds	Tkl/Ls	QB Prs PBU
L-@ Jac 9/10	3	4	7		1(-1)	1
W-Was 9/17	2	2	4	1.5(-8)		
W-@ Ten 10/1	5	0	5		1(-5)	
L-@ Phi 10/8	5	1	6	1.0(-9)	1(-1)	
W-Hou 10/15						1
L-NYG 10/23	2	1	3			1 2
W-@ Car 10/29	3	1	4	2.0(-7)		
L-@ Was 11/5	2	0	2			
W-@ Ari 11/12	2	1	3			
W-Ind 11/19	RESERVE/INJURED - Achilles					
W-TB 11/23	RESERVE/INJURED - Achilles					



ELLIS' GAME-BY-GAME (cont.)

DEFENSE

2006 (Dallas) cont.

Game	ST	AT	TT	Sks- Yds	Tkl/ Ls	QB Prs	PBU
W-@ NYG 12/3				RESERVE/INJURED - Achilles			
L- NO 12/10				RESERVE/INJURED - Achilles			
W-@ Atl 12/16				RESERVE/INJURED - Achilles			
L- Phi 12/25				RESERVE/INJURED - Achilles			
L- Det 12/31				RESERVE/INJURED - Achilles			
<b>Totals</b>	<b>24</b>	<b>10</b>	<b>- 34</b>	<b>4.5(-24)</b>	<b>3(-7)</b>	<b>2</b>	<b>3</b>

Playoffs

L-@ Sea 1/6/07..... RESERVE/INJURED - Achilles

2007 (Dallas)

Game	ST	AT	TT	Sks- Yds	Tkl/ Ls	QB Prs	PBU
W- NYG 9/9				INACTIVE/INJURED - Achilles			
W-@ Mia 9/16				INACTIVE/INJURED - Achilles			
W-@ Chi 9/23				INACTIVE/INJURED - Achilles			
W- STL 9/30				1.5(-9)		2	

2007 (Dallas) cont.

Game	ST	AT	TT	Sks- Yds	Tkl/ Ls	QB Prs	PBU
W-@ Buf 10/8	1	0	- 1				
L- NE 10/14	1	0	- 1	1.0(-5)			
W- Min 10/21	3	2	- 5	2.0(-7)			2
W-@ Phi 11/4	0	3	- 3	1.0(-6)			1
W-@ NYG 11/11	2	1	- 3	1.0(-8)			
W- Was 11/18	2	0	- 2				
W- NYJ 11/22	4	2	- 6	2.0(-13)			2
W- GB 11/29	2	1	- 3	2.0(-15)	1(-1)		2
W-@ Det 12/9	3	1	- 4	1.0(-10)			1
L- Phi 12/16	0	1	- 1				1
W-@ Car 12/22	2	0	- 2	1.0(-7)			1
L-@ Was 12/30	1	1	- 2				1
<b>Totals</b>	<b>21</b>	<b>12</b>	<b>- 33</b>	<b>12.5(-80)</b>	<b>1(-1)</b>	<b>13</b>	<b>2</b>

Playoffs

L- NYG 1/13/08..... 3 0 - 3

STAFF  
GREG ELLIS  
2007 SEASON RECORDS  
PLAYOFF RECORDS  
HISTORY  
SIDELINES



NICK FOLK

6-1 • 225 • 11/5/84  
Arizona • D-6a for '07 (178th overall)  
NFL: 2nd Year • Cowboys: 2nd Year  
Games/Starts: 2007-16/0; Career-16/0;  
Postseason: 2007-1/0; Career 1/0.



Kicker

**PRO:** In a rare draft day move for the Cowboys organization, Dallas selected placekicker Nick Folk with a sixth round choice (178th overall) in 2007. Since the NFL Draft was reduced to seven rounds in 1994, the Cowboys had never spent a draft choice on a punter or a placekicker. Within a few short months, Folk went from a novelty to the Cowboys first ever rookie Pro Bowl kicker. Folk became only the third placekicker in club history to be selected to the Pro Bowl, joining Efen Herrera (1977) and Rafael Septien (1981). He also became the first Dallas rookie at any position to earn a trip to Hawaii since Emmitt Smith in 1990. After taking the job in training camp from veteran Martin Gramatica, Folk never looked back as he provided clutch field goals through his rookie campaign. He now teams with 2006 Pro Bowl punter Mat McBriar to give Dallas one of the best placekicker-punter combinations in the NFL. Folk's storybook first season in the NFL was punctuated by kicking a game winning 53-yard field goal as time expired to beat Buffalo after a previously successful try was wiped off the board by a Bills timeout.



TRANSACTION SUMMARY:

4/29/07: Drafted in the sixth round (178th overall) by Dallas.

2007:

- Selected to the Pro Bowl following the 2007 season - the first Cowboys rookie to be selected since Emmitt Smith in 1990. Is also the only rookie kicker in franchise history to earn a Pro Bowl trip and only the third kicker in club annals to go to the Pro Bowl.
- Was one of 13 Cowboys selected to go to Hawaii - setting a team and NFL record.
- Named to the All-Rookie team as placekicker by the Pro Football Writers.
- Named to the All-NFC Team by the Pro Football Writers.
- Finished fourth in the NFL in scoring among kickers (second in the NFC) with 131 points. Was also second in the NFL among rookie kickers.
- Established a club rookie record with 131 points which was also the third-most by any player in team history.
- Hit on all 53 of his PATs for the year and was 26-of-31 on three pointers.
- In his NFL debut against the N.Y. Giants (9/9), hit on all six PATs and a 31-yard field goal for his first NFL three pointer in the 45-35 win.
- At Miami (9/16), hit a 47-yard field goal and registered his first career touchback on a kickoff.
- Connected on all four of his extra points and was two-of-three on field goals - with one blocked field goal attempt at Chicago (9/23).
- At Buffalo (10/8), made the game-winning field goal as time expired with a career-long 53-yarder to give Dallas a 25-24 win on Monday Night Football. Folk earned the opportunity to make that kick after executing an onside kick that was recovered by Tony Curtis. He was four-of-four on field goals on the night (47, 29, 37, and 53) and hit his only PAT.
- Was named the NFC Special Teams Player of the Week for his effort at Buffalo.

- Against the N.Y. Jets (11/22) connected on four extra points and two field goals from 46 and 27 yards.
- In the big win over Green Bay (11/29), was a perfect seven-of-seven on kicks – three field goals (26, 51, and 25) and four PATs.
- At Carolina (12/22) hit both of his field goal attempts (42 and 23 yards) and added one tackle.

**COLLEGE:**

- Finished his career at the University of Arizona by hitting on 30-of-47 field goals, including a long of 53 yards. Was 79-of-81 on extra points.
- Also had 96 punts for 4,242 yards (44.2 yards-per-punt), including a long of 61 yards.
- As a senior in 2006, earned first-team All-Pac-10 honors after hitting on 15-of-20 field goal attempts, including a long of 52 yards.
- Was perfect from 29 yards or closer, four-of-five from 30-39 yards, and five-of-nine from 40-49 yards as a senior.
- Made his only field goal attempt from 50-plus yards, and only one of his kicks was blocked.
- Had 10 touchbacks, seven fair catches on punts and 24 punts downed inside the 20-yard line.
- Earned honorable mention All-Pac-10 honors as a junior, making 31-of-33 PATs and seven-of-11 field goals (63.6 percent).
- Made a 51-yard field goal against Purdue, the longest of his junior season.
- Took over as punter and handled kickoffs after the seventh game and finished with a league-best 44.7-yard average on 22 punts – landing eight inside the 20 with two touchbacks.
- Had a career-best 61-yard punt against Washington.
- Won the starting kicking job as a sophomore for the Wildcats.
- Earned All-Pac-10 honorable mention after making eight-of-13 field goal attempts and all 18 of his PATs.
- Made a career-long 53-yard field goal against Arizona State in the final game of his sophomore season.
- As a redshirt freshman, played in 10 games and took over as the placekicker in the last four.
- Was named to the honorable mention Pac-10 All-Academic team and received the team's Undergraduate Academics Award for the best grade point average and classroom excellence. Also received the 2002 and 2003 Academic Champion Award.

**PERSONAL:**

- Nicholas Folk attended Notre Dame High School in Sherman Oaks, Calif.
- Was named to the All-California Interscholastic Federation Southern Section second-team as a placekicker and to the first-team as a punter.
- Finished his prep career by hitting five-of-nine field goal attempts, including a long of 52 yards.
- Lettered four years in football and soccer.
- Was named to All-Mission League Academic Team and won the Scholar-Athlete Award.
- Salvation Army Angel Tree Christmas Program.
- 2007 Dallas Cowboys Rookie Club.
- 2008 Poker for Pets for SPCA of Texas.
- 2008 Dallas Cowboys Draft Day/Fan Appreciation Party.
- 2008 Guest Reader at Fort Worth (Texas) Elementary School.
- Annual team Holiday Hospital Visits.
- Salvation Army Angel Tree Christmas Program.

**FOLK'S COWBOYS TOTALS**

Year Team	GP-GS	SCORING									
		FG	FGA	Pct	Long	Blk	XP	XPA	Pct	Blk	Points
2007 Dallas	16-0	26	31	83.9	53	1	53	53	100.0	0	131
<b>Playoffs</b>											
2007	1-0	1	1	100.0	34	0	2	2	100.0	0	5

Year	FIELD GOAL ACCURACY									
	10-19	Pct	20-29	Pct	30-39	Pct	40-49	Pct	50+	Pct
2007	0-0	0.0	10-12	83.3	7-7	100.0	7-7	100.0	2-4	50.0
<b>Playoffs</b>										
2007	0-0	0.0	0-0	0.0	1-1	100.0	0-0	0.0	0-0	0.0

Year	KICKOFFS			
	No	Yds	Avg	TB
2007	91	1,933	23.0	4
<b>Playoffs</b>				
2007	91	1,933	23.0	4

**SINGLE-GAME BESTS**

**Long Field Goal** – 53 at Buffalo, 10/8/07.  
**Field Goals Made** – 4 at Buffalo, 10/8/07.  
**PATS Made** – 6 vs. N.Y. Giants, 9/9/07.

**ADDITIONAL STATISTICS**

**Special Teams Tackles** – 2007 (1).

**FOLK'S GAME-BY-GAME****FIELD GOALS**

Game	10-19	20-29	2007 (Dallas)				50+	Total
			30-39	Blk	XP	Pct		
W- NYG 9/9	0-0	0-0	1-1	(31)	0-0	0-0	1-1	
W- @ Mia 9/16	0-0	2-2	(26/28)	0-0	1-1	(47)	3-3	
W- @ Chi 9/23	0-0	0-1	(23B)	1-1	(30)	(44)	2-3	
W- STL 9/30							0-0	
W- @ Buf 10/8	0-0	1-1	(29)	1-1	(37)	(47)	4-4	
L- NE 10/14	0-0	1-1	(23)	1-1	(38)	0-0	2-2	

## FOLK'S COWBOYS TOTALS (cont.)

### FOLK'S GAME-BY-GAME (cont.)


#### FIELD GOALS

Game	2007 (Dallas)						Total	
	10-19	20-29	30-39	40-49	50+			
W- Min 10/21.....	0-0	0-0	0-0	1-1	(45)	0-1	(50M)	1-2
W- @ Phi 11/4.....	0-0	1-1	(22)	0-0	0-0	0-0		0-0
W- @ NYG 11/11.....	0-0	0-0	0-0	1-1	(44)	0-0		1-1
W- Was 11/18.....	0-0	0-0	0-0	0-0	0-1	0-1	(51M)	0-1
W- NYJ 11/22.....	0-0	1-1	(27)	1-1	(47)	0-0		2-2
W- GB 11/29.....	0-0	2-2	(25,26)	0-0	0-0	1-1	(51)	3-3
W- @ Det 12/9.....	0-0	0-0	0-0	0-0	0-0	0-1	(50M)	0-1
L- Phi 12/16.....	0-0	1-1	(23)	1-1	(33)	0-0		2-2
W- @ Car 12/22.....	0-0	1-1	(23)	0-0	1-1	0-0	(42)	2-2
L- @ Was 12/30.....	0-0	0-1	(28M)	2-2	(30,37)	0-0		2-3
<b>Totals .....</b>	<b>0-0</b>	<b>10-12</b>	<b>7-7</b>	<b>7-7</b>	<b>2-4</b>			<b>26-31</b>
<b>Playoffs</b>								
L- NYG 1/13/08.....	0-0	0-0	1-1	(34)	0-0	0-0		1-1



# DOUG FREE

6'6 • 311 • 1/6/84  
 Northern Illinois • D-4b for '07 (122nd overall)  
 NFL: 2nd Year • Cowboys: 2nd Year  
 Games/Starts: 2007-1/0; Career-0/0;  
 Postseason-0/0.



**Tackle**

**PRO:** The Cowboys drafted Doug Free in the fourth round (122nd overall) of the 2007 NFL Draft with the hopes of him developing into a key player on the offensive line. He spent his rookie season learning from some of the best in the NFL, including 10-year veteran Flozell Adams and former first-round draft picks Marc Colombo and Leonard Davis.

#### TRANSACTION SUMMARY:

**4/29/07:** Drafted in the fourth round (122nd overall) by Dallas.

#### 2007:

- Started at left tackle for Adams in the first preseason game against the Colts.
- Suffered a knee sprain during the Indianapolis game and missed the rest of the preseason rehabbing.
- Inactive for the first 15 games of the season.
- Made his NFL debut at Washington (12/30) at right tackle during the fourth quarter.
- Was inactive in the Divisional Playoff Game against the N.Y. Giants (1/13/08).

#### COLLEGE:

- Started all 49 games at Northern Illinois and was a semifinalist for the Draddy Award – which recognizes academic success, football performance, and exemplary community service.
- Earned first-team All-Mid American Conference and Academic All-MAC honors as a senior, and was a member of the Outland Trophy and Lombardi Award Watch List and earned CBSSportsLine.com 'Halfway All American' honors.
- Started 13 games for the Huskies, helping them go 7-6 and play in the Poinsettia Bowl against Texas Christian as a senior.
- Started 12 games at left tackle and earned first-team All-Mid American Conference honors. Helped the team gain 206.7 rushing yards-per-game, which ranked 16th in the nation, and 441.1 total yards-per-game.
- Was also nominated for MAC All-Academic honors and CoSIDA District V All-Academic honors after earning a 3.24 grade point average in industrial technology.
- Earned Sophomore All-American third-team honors from *College Sports Report* and was named second-team All-Mid American Conference by the league's coaches.
- Started 12 games at left tackle, helping the team gain 438.8 total yards-per-game. Played a season-high 99 snaps against Eastern Michigan.
- Following his redshirt season, was named to the Freshman All-America third-team by *The Sporting News*. Started all 12 games, including the first two at right tackle, the next nine at left tackle, and the last game at tight end.

#### PERSONAL:

- Douglas Free lettered three times in football at Lincoln High School in Manitowoc, Wisc., where he was an honor roll student.
- Was a team captain as a senior and was named defensive lineman of the year. Also earned first-team All-

Fox Valley Conference honors on offense and defense, first-team *Herald Times Reporter* All-Area honors, and *Milwaukee Journal Sentinel* all-state honors.

- As a defensive tackle in 2002, led the team to a 7-3 record and a playoff berth, recording 64 tackles, eight sacks, seven blocked kicks, six forced fumbles, five pass deflections, and two fumble recoveries.
- Also had six receptions for 141 yards and a touchdown as a tight end.
- 2007 Dallas Cowboys Rookie Club.
- 2008 Poker for Pets for SPCA of Texas.
- Annual team Holiday Hospital Visits.
- Salvation Army Angel Tree Christmas Program.
- Happy Hill Farm Kickoff Luncheon and Cookbook.

## FREE'S COWBOYS TOTALS

Games/Starts (regular season/playoffs): 2007 (1/0, 0/0).



# TERRY GLENN

5-11 • 195 • 7/23/74  
Ohio State • Trade (GB) for '03  
NFL: 13th Year • Cowboys: 6th Year  
Games/Starts: 2007-1/0; Career-137/128;  
Postseason: 2007-1/0; Career-9/8.



**PRO:** An explosive, fluid playmaker, Terry Glenn has been a deep threat in the Cowboys offense since he came to Dallas in a trade with Green Bay before the 2003 season. Since his arrival, he has averaged 16.0 yards-per-catch, and 150 of his 208 catches have picked up a first down. When healthy, he and Terrell Owens form a dangerous one-two punch and one of the NFL's most accomplished pair of starting receivers. Heading into the 2008 season, Glenn and Owens have combined for 1,472 receptions, 21,893 receiving yards and 173 touchdown receptions. In 2008 Glenn will be looking to bounce back from a knee injury that kept him on the sidelines for 15 games last year. The physical status of the 13-year NFL veteran could have a major impact in improving upon an offensive unit that was – in 2007 – one of the most prolific in club history. In 2006 Glenn and Owens became just the second pair of Dallas wide receivers to top 1,000 receiving yards in the same season, joining Tony Hill and Drew Pearson, who did it in 1979. Glenn's 70 receptions in 2006 were the third-most of his career. He has gained over 1,000 receiving yards in two of the last three years, making him the fifth receiver in club history to record multiple 1,000-yard seasons. In 2005 Glenn led the NFC and was second in the NFL with 18.3 yards-per-reception. He also topped 500 career receptions and tied a personal record with four 100-yard receiving games. In 2003 his first season with Dallas, Glenn led the Cowboys with 754 receiving yards and five touchdown receptions. His second season in Dallas began just as well, but a sprained foot in Week 6 ended his season. Before the injury, Glenn averaged 16.7 yards-per-reception. The Cowboys acquired Glenn from Green Bay for a sixth-round draft pick on February 28, 2003. The trade reunited Glenn with former head coach Bill Parcells, who was New England's head coach when the Patriots chose Glenn with the seventh pick in the 1996 NFL Draft. Glenn earned All-Rookie honors after catching an NFL rookie record 90 passes. While working with quarterback Drew Bledsoe in New England, Glenn recorded the fifth-most receptions and fourth-most receiving yards in Patriots history. During his 12-year career, he has recorded 593 receptions for 8,823 yards and 44 touchdowns. He also has 23 100-yard receiving games, including six games of 148 yards-or-more.



### TRANSACTION SUMMARY:

- 2/28/03: Traded from Green Bay to Dallas.
- 3/11/02: Traded to Green Bay and signed a five-year contract with Green Bay.
- 1/10/02: Suspended for remainder of postseason by New England.
- 10/14/01: Suspended lifted by New England.
- 8/16/01: Suspended by New England for entire season.
- 8/3/01: Suspended by New England for four weeks.
- 11/8/00: Signed a six-year extension with New England.
- 4/20/96: Drafted in the first round (7th round) by New England.

### 2007:

- Endured a frustrating season in which he was never able to fully recover from a training camp knee injury.
- Underwent arthroscopic surgery on August 1 to remove loose cartilage in his right knee, causing him to miss most of training camp and all of the preseason.
- Returned to practice on September 5, but suffered a setback and then underwent a second arthroscopic surgery on Sept. 13.
- Remained on the active roster throughout the year but was only active for the season-ending loss at Washington (12/30) where he played but did not have a catch.
- In the Divisional Playoff loss to the N.Y. Giants (1/13/08), caught two passes for 30 yards – both picking

up the necessary yardage for a first down on third down.

**2006:**

- Recorded his third-most receptions in a season (70) and fourth-most receiving yards in a season (1,047).
- His 70 receptions ranked 12th in the NFC and 25th in the NFL. His 1,047 yards ranked 10th in the NFC and 18th in the NFL.
- Also had six touchdown receptions, one shy of his season best in 2005.
- Registered his second straight 1,000-yard receiving season, and the fourth of his career.
- In the home-opening win over Washington (9/17), led the team with six receptions for 94 yards and a touchdown. Had a 40-yard touchdown catch that capped a 99-yard drive to start the fourth quarter.
- In the Cowboys win at Tennessee (10/1), recorded five catches for 54 yards and two touchdowns. It was his third career multiple-touchdown game; all three came with Dallas.
- Against the Titans, became the 66th player in NFL history to top 8,000 career receiving yards.
- Missed a week of practice with a sore quad and was inactive for the win over the Cardinals (11/12).
- In the win over previously undefeated Indianapolis (11/19), led the team with six receptions for 78 yards, all of which came in the second half. Logged five receptions for 71 yards on two fourth quarter touchdown drives.
- In the Thanksgiving Day win over Tampa Bay (11/23), had four receptions for 89 yards and two touchdowns. It was his second multi-touchdown game of the season and the fourth of his career.
- In the Sunday night loss to New Orleans (12/10), led the team with a season-high eight receptions and 150 yards, marking his first 100-yard game of the season and the 22nd of his career. The 150-yard game was also the sixth-best of his career.
- In the playoff-clinching win at Atlanta (12/16), led the team with five receptions for 96 yards, his third-best yardage total of the season.
- In the season-ending loss against Detroit (12/31), tied for the team lead with six receptions for 109 yards, including a season-long 54-yard reception on a flea-flicker. It was his second 100-yard receiving game of the season and the 23rd of his career.

**2005:**

- Bounced back from the foot injury that ended his 2004 season to have one of the most productive seasons of his career.
- Ranked first in the NFC and second in the NFL with an 18.3 yard-per-catch average.
- His team-leading 1,136 receiving yards was ninth in the NFC – 11th in the NFL – was the ninth-highest total in club history.
- Also tied for eighth in the NFC and was 15th in the NFL with a career-high seven touchdown receptions.
- His 62 receptions ranked 18th in the NFC, and was the first Cowboys receiver to have a 1,000-yard receiving season since Raghbi Ismail had 1,097 yards in 1999.
- Topped 1,000 yards for the third time in his career and fell 11 yards shy of his career high of 1,147 (1999).
- Had four 100-yard receiving games, tied for the most by a Cowboys receiver since Michael Irvin in 1997.
- Led the team with 49 first downs, including 18 that came on third down.
- In the Monday night loss to Washington (9/19), led the Cowboys with six receptions for a season-high 157 yards and a touchdown. The touchdown came on a 70-yard flea-flicker, which, at the time, was the second-longest reception of his career behind an 86-yard touchdown catch at Pittsburgh (12/6/98).
- The 157-yard performance against Washington was the 18th 100-yard game of his career and his fourth-best receiving day ever.
- Led the team with 137 yards on five receptions, including receptions of 58 and 44 yards at San Francisco (9/25).
- At Oakland (10/2), had a catch of over 50 yards for the third straight week.
- In the blowout win over Philadelphia (10/9), had a season-high seven receptions for 118 yards and two touchdowns. Caught three passes for 50 yards and a touchdown on the game's opening drive and then recorded a 38-yard touchdown catch later in the quarter. Had five catches for 94 yards and two touchdowns in the first quarter.
- In the overtime win over the N.Y. Giants (10/16), had six catches for 64 yards, and five of his six catches gave Dallas a first down, including two on third down. Four of his six receptions came on scoring drives.
- In the Monday night win at Philadelphia (11/14), recorded two catches for 31 yards and a touchdown. Both receptions, including the 20-yard touchdown catch, came on a 72-yard touchdown drive late in the fourth quarter that pulled Dallas to within 20-14.
- Against Detroit (11/20), his first reception of the day was the 500th of his career.
- In the last-minute win over Kansas City (12/11), led the team with six receptions for 138 yards and a touchdown. Had a season-long 71-yard touchdown catch off a flea-flicker from Bledsoe, which became the second-longest reception of his career. Also recorded the first rushing touchdown of his career with a six-yard run on an end-around in the fourth quarter.

**2004:**

- After an impressive start to the season (16.7 yards-per-catch), sprained his right foot at Green Bay (10/24) that required season-ending surgery.
- Before the injury, had a team-high 400 receiving yards and two touchdowns on 24 catches.
- Was placed on injured reserve on October 30.
- Opened the season at Minnesota (9/12) with five receptions for 84 yards, including a diving 32-yard touchdown reception just before the end of the first half.
- Led the team in the win over Cleveland (9/19) with six receptions for 90 yards, including a game-long 37-yard reception that allowed Dallas to run out the clock in the fourth quarter.
- Had the game-winning reception at Washington (9/27) on a halfback pass from Richie Anderson that Glenn dove to catch at the back of the end zone.
- Against Pittsburgh (10/17), recorded season-highs for receptions (seven) and yards (140) with the sixth-most receiving yards in a game in his career.
- At Green Bay (10/24), caught a six-yard pass before leaving the game in the first quarter with the sprained right foot that ended his season.

**2003:**

- Acquired from Green Bay for a sixth round draft pick on February 28 and led the team with 754 receiving yards, finished second on the team in receptions (52), marking the sixth 50-reception season of his career.
- Also tied for the club lead with five touchdowns, while 37 of his 52 catches picked up a first down, including a team-high tying 11 on third down.
- Recorded season-highs for receptions (eight) and yardage (113) in the win at the N.Y. Giants (9/15). Six of his eight receptions went for first downs, including two on third down. The second third down conversion came on the game-winning drive in overtime.
- Picked up his first touchdown catch as a Cowboy in the win over Arizona (10/5) on a 51-yard flea-flicker and finished the game with four catches for 104 yards.
- In the 23-21 win over Philadelphia (10/12), led the team with five catches for 41 yards. His third catch of the day was the 400th of his career.
- At Detroit (10/19), had a team-high six receptions for 75 yards and caught three touchdown passes – his first career game with multiple touchdown receptions.
- In a 10-minute first half span at Detroit (11/19), had touchdown receptions of 20, 19, and eight yards. Became the 12th player in Cowboys history to catch three touchdown passes in a game (club record is four) and the first Dallas receiver to do so since Michael Irvin against Arizona (9/20/92).
- In the win over Washington (11/2), led all receivers with six catches for 73 yards. Also had the longest rush of his career on a 47-yard reverse, which helped the Cowboys run out the clock and secure the victory.
- In the win over Carolina (11/23), caught five passes for a team-high 74 yards to top 6,000 career receiving yards.

#### 2002 (Green Bay):

- Was traded to the Packers on March 11 for a fourth round pick in the 2002 NFL Draft (Jarvis Green) and a conditional fourth-round choice in 2003 (later traded to Denver; the Broncos used the pick on Bryant McNeal).
- Finished third among GB receivers with 56 catches. Also had 817 receiving yards and two touchdowns.
- Forty-three of his 56 receptions, or 76.8 percent, went for a first down – the third-best percentage in the NFC behind the Cardinals David Boston (87.5 percent) and the Seahawks Bobby Engram (86.0 percent).
- At New Orleans (9/15), caught a game-high nine passes for 81 yards, including a leaping 14-yard touchdown reception just before halftime – his first touchdown as a Packer.
- At Detroit (9/22), finished with four catches for 55 yards, including three third down conversions. The following week, was only able to practice the Saturday before game day because of post-traumatic migraine headaches but still played the first-half of the win over Carolina (9/29). Was the club's third receiver and had a 17-yard reception along the right sideline but was unable to continue after halftime.
- At Chicago (10/7), had his only 100-yard receiving game as a Packer on a team-high eight catches for 154 yards. Also passed 5,000 career receiving yards.
- Had one catch for 11 yards in the Wild Card Playoff Game against Atlanta (1/4/03) but left the game at halftime because of a mild concussion.

#### 2001 (New England):

- In his final season as a Patriot, played in four games with one start.
- Finished the season with 14 receptions for 204 yards and a touchdown.
- Served an NFL suspension for the first four games of the year.
- Returned to the field against San Diego and caught seven passes for 11 yards and a touchdown.
- Was inactive for the next six games (hamstring), before serving a team suspension in the 12th game of the year at the N.Y. Jets (12/2).
- With four catches for 67 yards against Cleveland (12/9), moved into fifth place on New England's all-time receiving yardage list.
- Was suspended by the team during the Patriots run to the Super Bowl title.

#### 2000 (New England):

- Started 16 regular season games for the first time in his career and finished with 79 receptions for 963 yards and six touchdowns.
- Finished 10th in the AFC in receptions and yards.
- Also had four rushes for 39 yards.
- At the N.Y. Jets (9/11), led the team with 81 receiving yards on six catches.
- Had a game-high eight catches for 69 yards against Minnesota (9/17), including an eight-yard touchdown.
- With an 11-yard reception against Buffalo (11/5), became just the sixth Patriot to top 4,000 career receiving yards.
- Against Cincinnati (11/19), logged a season-high 11 catches for 129 yards.
- In a 30-24 victory over Kansas City (12/4), had a career-long 35-yard rush.

#### 1999 (New England):

- Was selected as an alternate for the Pro Bowl and played in the game after Tim Brown withdrew with an injury.
- Despite missing two games, had a career-high 1,147 receiving yards and a team-high 69 receptions (16.6 yards-per-catch).
- Led the team in receptions nine times and led the team in receiving yards eight times.
- Tied his career-high with four 100-yard games.
- Averaged 7.4 receptions and more than 127 yards-per-game in the first five games of the season.
- Opened the season with seven receptions and 113 yards in a 30-28 victory over the N.Y. Jets (9/12), including two key receptions on the game-winning scoring drive.
- Against Indianapolis (9/19), led the team with seven catches for 122 yards.
- At Cleveland (10/3), set club records with 13 receptions for 214 yards, including 11 receptions for 145 yards in the first half.
- Had a game-high 148 yards on nine receptions, including one for 52 yards, at Indianapolis (12/12).
- Missed the final two games – against Buffalo (12/26) because of illness – and against Baltimore (1/2/00) because of a team suspension.

**1998 (New England):**

- Despite playing just 10 games, led the team with 792 yards on 50 receptions.
- Missed four games with a hamstring injury and finished the season on injured reserve with a broken ankle.
- Had four receptions for 102 yards against Tennessee (9/20), including a 51-yard touchdown.
- Added 105 yards on four catches in a 30-27 win at New Orleans (10/4).
- Led the team with seven receptions for 78 yards in the win over the Chiefs (10/11).
- Suffered a pulled hamstring against the N.Y. Jets (10/19) and missed the next four games.
- Returned in the game against Miami (11/23) with seven receptions for 66 yards in the 26-23 victory.
- Against Buffalo (11/29), had eight receptions for 104 yards.
- His fourth 100-yard game of the season came at Pittsburgh (12/6) when he had a season-high 193 yards on nine receptions, including one for a career-long 86-yard touchdown.
- His season came to an end the following week at St. Louis (12/13) when he broke his ankle. He was placed on injured reserve on December 18.

**1997 (New England):**

- Injuries limited Glenn to just nine regular season games and two playoff games. Missed six games because of an injury and suited up but did not play in a seventh.
- Finished the season with 27 receptions for 431 yards and two touchdowns.
- In the season opener against San Diego (8/31), had three receptions for 74 yards but injured his ankle and missed the next two games.
- In the Monday night game against Green Bay (10/27), recorded seven catches for a season-high 163 yards, including one for 50 yards and another for 49.
- Had three receptions for 59 yards at Buffalo (11/9) but had to leave the game with a hamstring injury.
- Missed the next five games before returning to the lineup at Miami (12/12), but aggravated the injury early in the game and did not finish.
- Led the team with four catches for 57 yards in the Wild Card Playoff win over Miami (12/28).
- Contributed postseason career-bests with five receptions for 96 yards in the following week's Divisional Playoff Game at Pittsburgh (1/3/98) but suffered a season-ending broken collarbone.

**1996: (New England):**

- Finished his rookie season with a then NFL rookie record 90 receptions and also had 1,132 yards and six touchdowns.
- His 90 catches led the team, ranked second in the AFC and seventh in the NFL, and was the second-best single-season total in club history behind Ben Coates's 96 in 1994.
- Named the AFC Rookie of the Year by United Press International, was an All-Pro selection by *USA Today*, and was named to the All-Rookie Team of *Pro Football Weekly/Pro Football Writers of America*.
- Was runner-up to Eddie George for The Associated Press Rookie of the Year award and was the second alternate for the 1997 Pro Bowl.
- Missed the season opener at Miami (9/1) with a strained hamstring suffered in training camp on July 31.
- Started the next 18 games, including the postseason, and led the team in receptions and receiving yards in nine of the 15 regular season games he played.
- Made his first NFL start at Buffalo (9/8) and finished with six receptions for 76 yards and a touchdown. His first career reception went for nine yards from Bledsoe, and his first career receiving touchdown was a 37-yard pass from Bledsoe.
- Against Miami (11/3), had a season-high 10 receptions for 112 yards.
- In the season finale at the N.Y. Giants (12/21), had a game-high eight receptions for a season-high 124 yards and a touchdown.
- Led the Patriots in the playoffs with 12 receptions for 164 yards. Had a postseason career-best 53-yard reception to set up a two-yard Curtis Martin touchdown run in the divisional round against Pittsburgh (1/5/97) and had a team-high five receptions for 33 yards in the AFC Championship victory over Jacksonville (1/12/97).
- In Super Bowl XXXI against Green Bay (1/26/97), recorded four receptions for 62 yards, including a diving 44-yard reception that set up a touchdown.

**COLLEGE:**

- A three-year letter winner at Ohio State (1993-95), played in 32 games with the Buckeyes, including 12 starts, and finished with 79 receptions for 1,677 yards (21.2 yards-per-reception) and 17 touchdowns.
- Also had six career carries for 31 yards, 18 kickoff returns for 399 yards (22.2 yards-per-return) and five punt returns for 28 yards (5.6 yards-per-return).
- As a junior, his final season with the Buckeyes, won the Fred Biletnikoff Award, given annually to the country's top wide receiver, and earned All-America recognition.
- A unanimous All-Big Ten selection, set school receiving records with 1,411 yards and 17 touchdowns on 64 receptions. Averaged 22.0 yards-per-reception, the highest in school history among players with more than 20 catches in a season.
- In a 54-14 win over Pittsburgh, set a school record with nine receptions for 253 yards (28.1 yards-per-reception) and four touchdowns. Also had 17 rushing yards, 16 punt return yards, and 29 kickoff return yards, giving him 315 total yards for the game.
- As a sophomore in 1994, played 10 games as a backup to future NFL receivers Joey Galloway and Chris Sanders, catching seven passes for 110 yards.
- Saw limited action in 10 games in 1993 behind Sanders at flanker and had eight catches for 156 yards (19.5 yards-per-catch).

**PERSONAL:**

- Terry Tyree Glenn was born in Columbus, Ohio where he attended Brookhaven High School.
- Was a three-year letter winner as a wide receiver and cornerback.
- As a senior, was the team co-captain and registered 14 receptions for 416 yards (29.7 yards-per-reception) and four touchdowns, earning second-team all-district honors.
- Also lettered three years in basketball and track and lettered two years in tennis.

- Grew up admiring Ohio State Buckeyes football, selling sodas at Ohio State football games as a youth.
- Was raised by his legal guardians, Charles and Mary Henley, during his teenage years. The Henley's son, June, was drafted by the Kansas City Chiefs in 1997 after playing running back at Kansas.
- Majored in history at Ohio State.
- Glenn and his wife, Monica, have four children: Terry Jr. (5/4/96), Natalie (9/10/02), Samantha (1/10/05) and Christian (9/18/06).
- D.A.R.E. Program.
- American Red Cross PSA.
- 2002 Brett Favre Celebrity Softball Game.
- Thanksgiving 'Adopt a Family' program in New England.
- Hosted two Christmas gift donations to Texas Scottish Rite Hospital for Children.
- Make-A-Wish Foundation visits with children that 'wished' to meet him.
- Annual team Holiday Hospital Visits.
- Salvation Army Angel Tree Christmas Program.
- Happy Hill Farm Kickoff Luncheon and Cookbook.

## GLENN'S NFL TOTALS

Year Team	GP-GS	RECEIVING					RUSHING				
		No	Yds	Avg	Long	TD	No	Yds	Avg	Long	TD
1996 New England	15-15	90	1,132	12.6	37t	6	5	42	8.4	26	0
1997 New England	9-9	27	431	16.0	50	2	0	0	0.0	0	0
1998 New England	10-9	50	792	15.8	86t	3	2	-1	-0.5	7	0
1999 New England	14-13	69	1,147	16.6	67	4	0	0	0.0	0	0
2000 New England	16-16	79	963	12.2	39t	6	4	39	9.8	35	0
2001 New England	4-1	14	204	14.6	23	1	0	0	0.0	0	0
2002 Green Bay	15-14	56	817	14.6	49	2	0	0	0.0	0	0
2003 Dallas	16-15	52	754	14.5	51t	5	3	55	18.3	47	0
2004 Dallas	6-6	24	400	16.7	48	2	1	-3	-3.0	-3	0
2005 Dallas	16-16	62	1,136	18.3	71t	7	2	-4	-2.0	6t	1
2006 Dallas	15-14	70	1,047	15.0	54	6	3	11	3.7	22	0
2007 Dallas	1-0	0	0	0.0	0	0	0	0	0.0	0	0
<b>Totals</b>	<b>136-128</b>	<b>593</b>	<b>8,823</b>	<b>14.9</b>	<b>86t</b>	<b>44</b>	<b>20</b>	<b>139</b>	<b>7.0</b>	<b>47</b>	<b>1</b>

## Playoffs

1996 New England	3-3	12	164	13.7	53	0
1997 New England	2-2	9	153	17.0	63	0
2002 Green Bay	1-1	1	11	11.0	11	0
2003 Dallas	1-1	4	38	10.0	21	0
2006 Dallas	1-1	4	41	10.3	18	0
2007 Dallas	1-0	2	30	15.0	19	0
<b>Totals</b>	<b>9-8</b>	<b>32</b>	<b>437</b>	<b>13.7</b>	<b>53</b>	<b>0</b>

## ADDITIONAL STATISTICS

Passing - 2003 (0-for-1), 2004 (0-for-1),  
Totals (0-2).

Special Teams Tackles - 2001 (3-3-6).

## SINGLE-GAME BESTS

Receptions - 13 at Cleveland, 10/3/99

11 vs. Cincinnati, 11/19/00

10 vs. Miami, 11/3/96

Receiving Yards - 214 at Cleveland, 10/3/99

Receiving Avg. - 32.6 vs. Green Bay, 10/27/97

Long Reception - 86t at Pittsburgh, 12/6/98

Touchdowns - 3 at Detroit, 10/19/03

Rush Attempts - 2 vs. Kansas City, 12/4/00

Rush Yards - 47 vs. Washington, 11/2/03

Long Rush - 47 vs. Washington, 11/2/03

## GLENN'S 100-YARD RECEIVING GAMES

214 @ Cleveland, 10/3/99 (13 rec.)	122 vs. Indianapolis, 9/19/99 (7 rec.)
193 @ Pittsburgh, 12/6/98 (9 rec.)	118 vs. Philadelphia, 10/9/05 (7 rec.)
163 vs. Green Bay, 10/27/97 (7 rec.)	113 @ N.Y. Jets, 9/12/99 (7 rec.)
157 vs. Washington, 9/19/05 (6 rec.)	113 @ N.Y. Giants, 9/15/03 (8 rec.)
154 @ Chicago, 10/7/02 (8 rec.)	112 vs. Miami, 11/3/96 (10 rec.)
150 vs. New Orleans, 12/10/06 (8 rec.)	110 vs. San Diego, 10/14/01 (7 rec.)
148 @ Indianapolis, 12/12/99 (9 rec.)	109 vs. Detroit, 12/31/06 (6 rec.)
140 vs. Pittsburgh, 10/17/04 (7 rec.)	105 @ New Orleans, 10/4/98 (4 rec.)
138 vs. Kansas City, 12/11/05 (6 rec.)	104 vs. Buffalo, 11/29/98 (8 rec.)
137 @ San Francisco, 9/25/05 (5 rec.)	104 vs. Arizona, 10/5/03 (4 rec.)
129 vs. Cincinnati, 11/19/00 (11 rec.)	102 vs. Tennessee, 9/20/98 (4 rec.)
124 @ N.Y. Giants, 12/21/96 (8 rec.)	

## GLENN'S CAREER GAME-BY-GAME

## RECEIVING

Game	1996 (New England)				
	No	Yds	Avg	Long	TD
L- @ Miami 9/1	Inactive-Hamstring				
L- @ Buffalo 9/8	6	76	12.7	37t	1
W- Arizona 9/15	5	66	13.2	23	0
W- Jacksonville 9/22	6	89	14.8	32	0
W- @ Baltimore 10/6	6	88	14.7	28	0
L- Washington 10/13	7	84	12.0	33	0
W- @ Indianapolis 10/20	3	29	9.7	14	1
W- Buffalo 10/27	4	65	16.3	28	0
W- Miami 11/3	10	112	11.2	20	0
W- @ NY Jets 11/10	6	83	13.8	28	1
L- Denver 11/17	2	22	11.0	12	0
W- Indianapolis 11/24	7	82	11.7	19	1
W- @ San Diego 12/1	5	63	12.6	25	0
W- N.Y. Jets 12/8	7	66	9.4	25	0

## 1996 (New England)(cont.)

Game	1996 (New England)(cont.)				
	No	Yds	Avg	Long	TD
L- @ Dallas 12/15	8	83	10.4	29	0
W- @ N.Y. Giants 12/21	8	124	15.5	31	1
<b>Totals</b>	<b>90</b>	<b>1,132</b>	<b>12.6</b>	<b>37t</b>	<b>6</b>
<b>Playoffs</b>					
W- Pittsburgh 1/5/97	3	69	23.0	53	0
W- Jacksonville 1/12/97	5	33	6.6	11	0
L- Green Bay 1/26/97	4	62	15.5	44	0

## 1997 (New England)

Game	1997 (New England)				
	No	Yds	Avg	Long	TD
W- San Diego 8/31	3	74	24.7	40	1
W- @ Indianapolis 9/7	Inactive-Ankle				
W- N.Y. Jets 9/14	Did Not Play-Ankle				



GLENN'S CAREER GAME-BY-GAME (cont.)

RECEIVING

1997 (New England) cont.					
Game	No	Yds	Avg	Long	TD
W- Chicago 9/21	2	27	13.5	19	0
L- @ Denver 10/6	4	50	12.5	22	0
W- Buffalo 10/12	3	13	3.3	12	0
W- @ N.Y. Jets 10/19	7	163	32.6	50	0
L- Green Bay 10/27	5	45	9.0	15	1
L- @ Minnesota 11/2	3	59	19.7	40	0
W- @ Buffalo 11/9		Inactive-Hamstring			
L- @ Tampa Bay 11/16		Inactive-Hamstring			
W- Miami 11/23		Inactive-Hamstring			
W- Indianapolis 11/30		Inactive-Hamstring			
W- @ Jacksonville 12/7		Inactive-Hamstring			
L- Pittsburgh 12/13		Inactive-Hamstring			
W- @ Miami 12/22					
<b>Totals</b>	<b>27</b>	<b>431</b>	<b>16.0</b>	<b>50</b>	<b>2</b>

Playoffs					
W-Miami 12/28	4	57	14.3	24	0
L-Jacksonville 1/3/98	5	96	19.2	39	0

1998 (New England)					
Game	No	Yds	Avg	Long	TD
L- @ Denver 9/7	5	71	14.2	24	0
W- Indianapolis 9/13	3	25	8.3	12	1
W- Tennessee 9/20	4	102	25.5	51	1
W- @ New Orleans 10/4	4	105	26.3	43	0
W- Kansas City 10/11	7	78	11.1	23	0
W- N.Y. Jets 10/19	2	34	17.0	29	0
L- @ Miami 10/25		Inactive-Hamstring			
W- @ Indianapolis 11/1		Inactive-Hamstring			
W- @ Indianapolis 11/1		Inactive-Hamstring			
L- Atlanta 11/8		Inactive-Hamstring			
L- @ Buffalo 11/15		Inactive-Hamstring			
W- Miami 11/23	7	66	9.4	21	0
W- Buffalo 11/29	8	104	13.0	33	0
W- @ Pittsburgh 12/6	9	193	21.4	86	1
L- @ St. Louis 12/13	1	14	14.0	14	0
W- San Francisco 12/20		Reserve/Injured			
L- @ N.Y. Jets 12/27		Reserve/Injured			
<b>Totals</b>	<b>50</b>	<b>792</b>	<b>15.8</b>	<b>86</b>	<b>3</b>

Playoffs					
L- @ Jacksonville 1/3/99		Reserve/Injured			

1999 (New England)					
Game	No	Yds	Avg	Long	TD
W- @ N.Y. Jets 9/12	7	113	16.1	45	0
W- Indianapolis 9/19	7	122	17.4	31	0
W- N.Y. Giants 9/26	5	95	19.0	45	0
W- @ Cleveland 10/3	13	214	16.5	54	1
L- @ Kansas City 10/10	5	92	18.4	49	1
L- Miami 10/17					
W- Denver 10/24	2	80	40.0	67	0
W- @ Arizona 10/31	4	63	15.8	36	1
L- N.Y. Jets 11/15	4	58	14.5	26	0
L- @ Miami 11/21	3	39	13.0	17	0
L- @ Buffalo 11/28	3	69	23.0	45	1
W- Dallas 12/5	3	27	9.0	11	0
L- @ Indiana 12/12	9	148	16.4	52	0
L- @ Philadelphia 12/19	4	27	6.8	23	0
L- Buffalo 12/26		Inactive-Flu			
W- Baltimore 1/2/00		Inactive-Coach's Decision			
<b>Totals</b>	<b>69</b>	<b>1,147</b>	<b>16.6</b>	<b>67</b>	<b>4</b>

2000 (New England)					
Game	No	Yds	Avg	Long	TD
L- Tampa Bay 9/3	4	56	14.0	39	1
L- @ N.Y. Jets 9/11	6	81	13.5	20	0
L- Minnesota 9/17	8	69	8.6	17	1
L- @ Miami 9/24	5	65	13.0	28	0
W- @ Denver 10/1	6	76	12.7	17	1
W- Indianapolis 10/8	5	51	10.2	16	1
L- N.Y. Jets 10/15	2	45	22.5	29	0

2000 (New England) cont.					
Game	No	Yds	Avg	Long	TD
L- @ Indianapolis 10/22	3	36	12.0	18	0
L- Buffalo 11/5	3	25	8.3	11	0
L- @ Cleveland 11/12	6	65	10.8	15	0
W- Cincinnati 11/19	11	129	11.7	34	0
L- @ Detroit 11/23	5	76	15.2	25	0
W- Kansas City 12/4	2	15	7.5	19	0
L- @ Chicago 12/10	5	63	12.6	20	1
W- @ Buffalo 12/17	6	70	11.7	19	0
L- Miami 12/24	2	41	20.5	25	1
<b>Totals</b>	<b>79</b>	<b>963</b>	<b>12.2</b>	<b>39</b>	<b>6</b>

2001 (New England)					
Game	No	Yds	Avg	Long	TD
L- @ Cincinnati 9/9		League Suspension			
L- N.Y. Jets 9/23		League Suspension			
W- Indianapolis 9/30		League Suspension			
L- @ Miami 10/7		League Suspension			
W- San Diego 10/14	7	110	15.7	21	1
W- @ Indianapolis 10/21		Inactive-Hamstring			
L- @ Denver 10/28		Inactive-Hamstring			
W- @ Atlanta 11/4		Inactive-Hamstring			
W- Buffalo 11/11		Inactive-Hamstring			
L- St. Louis 11/18		Inactive-Hamstring			
W- New Orleans 11/25		Inactive-Hamstring			
W- @ N.Y. Jets 12/2		Team Suspension			
W- Cleveland 12/9	4	67	16.8	23	0
W- @ Buffalo 12/16	3	27	9.0	19	0
W- Miami 12/22					
W- @ Carolina 1/6/02		Inactive			
<b>Totals</b>	<b>14</b>	<b>204</b>	<b>14.6</b>	<b>23</b>	<b>1</b>

Playoffs					
W- @ Oakland 1/19/02		Team Suspension			
W- Pittsburgh 1/27/02		Team Suspension			
W- St. Louis 2/3/02		Team Suspension			

2002 (Green Bay)					
Game	No	Yds	Avg	Long	TD
W- Atlanta 9/8	2	60	30.0	42	0
L- @ New Orleans 9/15	9	81	9.0	14	1
W- @ Detroit 9/22	4	55	13.8	24	0
W- Carolina 9/29	1	17	17.0	17	0
W- @ Chicago 10/7	8	154	19.3	49	0
W- @ New England 10/13	3	19	6.3	11	0
W- Washington 10/20	1	15	15.0	15	0
W- Miami 11/4	3	24	8.0	11	0
W- Detroit 11/10	3	82	27.3	46	0
L- @ Minnesota 11/17	4	61	15.3	19	0
L- @ Tampa Bay 11/24	4	61	15.3	30	0
W- Chicago 12/1	2	39	19.5	23	0
W- Minnesota 12/8		Inactive-Hip/Tailbone			
W- @ San Francisco 12/15	3	46	15.3	22	0
W- Buffalo 12/22	4	27	6.8	12	0
L- @ N.Y. Jets 12/29	5	76	15.2	23	1
<b>Totals</b>	<b>56</b>	<b>817</b>	<b>14.6</b>	<b>49</b>	<b>2</b>

Playoffs					
L- Atlanta 1/4/03	1	11	11.0	11	0

2003 (Dallas)					
Game	No	Yds	Avg	Long	TD
L- Atlanta 9/7					
W- @ N.Y. Giants 9/15	8	113	14.1	27	0
W- @ N.Y. Jets 9/28					
W- Arizona 10/5	4	104	26.0	51	1
W- Philadelphia 10/12	5	41	8.2	15	0
W- @ Detroit 10/19	6	75	12.5	20	3
L- @ Tampa Bay 10/26	3	26	8.7	14	0
W- Washington 11/2	6	73	12.2	21	1
W- Buffalo 11/9	1	19	19.0	19	0
L- @ New England 11/16	1	8	8.0	8	0
W- Carolina 11/23	5	74	14.8	24	0

## GLENN'S CAREER GAME-BY-GAME (cont.)

## RECEIVING

2003 (Dallas) cont.					
Game	No	Yds	Avg	Long	TD
L- Miami 11/27	4	97	24.3	45	0
L- @ Philadelphia 12/7					
W- @ Washington 12/14	2	18	9.0	14	0
W- N.Y. Giants 12/21	5	64	12.8	24	0
L- @ New Orleans 12/28	2	42	21.0	29	0
<b>Totals</b>	<b>52</b>	<b>754</b>	<b>14.5</b>	<b>51t</b>	<b>5</b>
Playoffs					
L- @ Carolina 1/3/04	4	38	9.5	21	0

2004 (Dallas)					
Game	No	Yds	Avg	Long	TD
L- @ Minnesota 9/12	5	84	16.8	32	1
W- Cleveland 9/19	6	90	15.0	37	1
W- @ Washington 9/27	3	56	18.7	26t	1
L- N.Y. Giants 10/10	2	24	12.0	14	0
L- Pittsburgh 10/17	7	140	20.0	48	0
L- @ Green Bay 10/24	1	6	6.0	6	0
W- Detroit 10/31					Reserve/Injured - Foot
L- @ Cincinnati 11/7					Reserve/Injured - Foot
L- Philadelphia 11/15					Reserve/Injured - Foot
L- @ Baltimore 11/21					Reserve/Injured - Foot
W- Chicago 11/25					Reserve/Injured - Foot
W- @ Seattle 12/6					Reserve/Injured - Foot
L- New Orleans 12/12					Reserve/Injured - Foot
L- @ Philadelphia 12/19					Reserve/Injured - Foot
W- Washington 12/26					Reserve/Injured - Foot
L- @ N.Y. Giants 1/2/05					Reserve/Injured - Foot
<b>Totals</b>	<b>24</b>	<b>400</b>	<b>16.7</b>	<b>48</b>	<b>2</b>

2005 (Dallas)					
Game	No	Yds	Avg	Long	TD
W- @ San Diego 9/11	3	42	14.0	14	0
L- Washington 9/19	6	157	26.2	70t	1
W- @ San Francisco 9/25	5	137	27.4	58	0
L- @ Oakland 10/2	2	64	32.0	57	0
W- Philadelphia 10/9	7	118	16.9	38t	2
W- N.Y. Giants 10/16	6	64	15.0	26	0
L- @ Seattle 10/23	4	35	8.8	16	0
W- Arizona 10/30	3	65	21.7	32	0
W- @ Philadelphia 11/14	2	31	15.5	20t	1
W- Detroit 11/20	3	35	11.7	15	0
L- Denver 11/24	4	56	14.0	39	0
L- @ N.Y. Giants 12/4	3	37	12.3	22	1
W- Kansas City 12/11	6	138	23.0	71t	1
L- @ Washington 12/18	2	25	12.5	17	0
W- @ Carolina 12/24	4	88	22.0	51	1
L- St. Louis 1/1/06	2	44	22.0	28	0
<b>Totals</b>	<b>62</b>	<b>1,136</b>	<b>18.3</b>	<b>71t</b>	<b>7</b>

2006 (Dallas)					
Game	No	Yds	Avg	Long	TD
L- @ Jacksonville 9/10	4	81	20.3	51	0
W- vs. Washington 9/17	6	94	15.7	40t	1
W- @ Tennessee 10/1	5	54	10.8	13t	2
L- @ Philadelphia 10/8	5	61	12.2	19	0
W- vs. Houston 10/15	5	47	9.4	11	0
L- vs. N.Y. Giants 10/23	4	41	10.3	15	0
W- @ Carolina 10/29	4	52	13.0	26	0
L- @ Washington 11/5	3	26	8.7	10t	1
W- @ Arizona 11/12					Reserve/Injured - Quad
W- vs. Indianapolis 11/19	6	78	13.0	33	0
W- vs. Tampa Bay 11/23	4	89	22.3	45	2
W- @ N.Y. Giants 12/3	4	52	13.0	27	0
L- vs. New Orleans 12/10	8	150	18.8	50	0
W- @ Atlanta 12/16	5	96	19.2	34	0
L- vs. Philadelphia 12/25	1	17	17.0	17	0
L- vs. Detroit 12/31	6	109	18.2	54	0
<b>Totals</b>	<b>70</b>	<b>1,047</b>	<b>15.0</b>	<b>54</b>	<b>6</b>

Playoffs					
L- @ Seattle 1/6/07	4	41	10.3	18	0

2007 (Dallas)					
Game	No	Yds	Avg	Long	TD
L- NYG 9/9					Inactive/Injured - Knee
W- @ Mia 9/16					Inactive/Injured - Knee
W- @ Chi 9/23					Inactive/Injured - Knee
W- STL 9/30					Inactive/Injured - Knee
W- @ Buf 10/8					Inactive/Injured - Knee
L- NE 10/14					Inactive/Injured - Knee
W- Min 10/21					Inactive/Injured - Knee
W- @ Phi 11/4					Inactive/Injured - Knee
W- @ NYG 11/11					Inactive/Injured - Knee
W- Was 11/18					Inactive/Injured - Knee
W- NYJ 11/22					Inactive/Injured - Knee
W- GB 11/29					Inactive/Injured - Knee
W- @ Det 12/9					Inactive/Injured - Knee
L- Phi 12/16					Inactive/Injured - Knee
W- @ Car 12/22					Inactive/Injured - Knee
L- @ Was 12/30					Inactive/Injured - Knee
<b>Totals</b>					

Playoffs					
L- NYG 1/13/08	2	30	15.0	19	0



# ANDRE GURODE

(jer-ODD)

6-4 • 318 • 3/6/79

Colorado • D-2a for '02 (37th overall)

NFL: 7th Year • Cowboys: 7th Year

Games/Starts: 2007-14/14; Career-90/74; Postseason: 2007-1/1; Career-3/3.



**PRO:** After an outstanding career at Colorado, Andre Gurode was selected by the Cowboys in the second round of the 2002 NFL Draft. He has started 77-of-93 games at center and guard, and he hit his stride in 2006, when he started every game and made his first career Pro Bowl as a center. He duplicated that feat in 2007 and earned the starting nod for the

PRO BOWLS



NFC team – joining fellow linemates Flozell Adams and Leonard Davis as starters for the NFC. With his size, great natural strength, and athleticism, Gurode is expected to be a key part of the Dallas offensive line for many years. In 2007 he helped the Cowboys offense enjoy one of the most prolific seasons in club history. Gurode played a key role in 2007 in helping Dallas produce Pro Bowl players at running back (Marion Barber), quarterback (Tony Romo), wide receiver (Terrell Owens) and tight end (Jason Witten). As a rookie in 2002, Gurode made six starts at center, and then had 39 starts at right guard over the next 56 games, including the postseason. From 2002 to 2004, he made 42 regular season starts, the second-most by a Dallas offensive lineman. Since the start of the 2006 season he has been a fixture as one of the top centers in the NFL. The Cowboys took Gurode with the 37th pick in the 2002 NFL Draft, the highest pick the team has used to draft an offensive lineman since 1981, when Howard Richards was selected with the 25th pick. Gurode is a part of a starting offensive line that will once again be among the NFL's biggest and best in 2008. He joins Adams (6-7, 340), Marc Colombo (6-8, 318), Davis (6-6, 353), and Kyle Kosier (6-5, 305). Other than Kosier, a seventh-round pick in 2002, the offensive line comprises first- or second-round picks: Colombo went in the first round in 2002, Adams went in the second round in 1998, and Davis went in the first round in 2001.

**TRANSACTION SUMMARY:**

- 2/20/07: Re-negotiated contract signed through 2012 with Dallas.
- 3/11/06: Signed a one-year contract with Dallas.
- 4/20/02: Drafted in the second round (37th overall) by Dallas.

**2007:**

- Named a starter for the NFC Pro Bowl squad – his second Pro Bowl selection in as many years. Was one of 13 Cowboys selected – setting a team and NFL record.
- Was also the All-Pro center as selected by *The Sporting News*.
- Played a key role in one of the most prolific offensive seasons in club history, while helping the team to a club record-tying 13 victories and the first NFC East title for Dallas since 1998.
- The Dallas offense finished the 2007 season second in the NFL in scoring (first in the NFC) with an average of 28.4 points-per-game. The 455 points scored marked the second-most in club history behind only the 1983 team (479 points).
- With an average of 365.7 yards-per-game, the Cowboys were third in the NFL (second in the NFC) in total offense.
- Dallas ranked fourth in the NFL (third in the NFC) in passing with an average of 256.6 yards-per-game.
- In the rushing offense category, the Cowboys were 17th in the NFL (seventh in the NFC) with an average of 109.1 yards-per-game.
- In the win over the N.Y. Giants (9/9), the line allowed just one sack on 24 pass plays and the running game picked up 142 yards and a touchdown on 30 carries (4.7 avg.). The offense scored six touchdowns – which tied for the fourth-most in club history in a season opener as they racked up 478 total yards – the most in a non-overtime game since 1996.
- At Chicago (9/23), helped the line put up 431 total yards as the Cowboys produced a 100-yard rusher (Barber), 100-yard receiver (Owens) and a 300-yard passer (Romo) for the first time in a game since overtime win at Washington (9/12/99).
- In the win over St. Louis (9/30), the line allowed just one sack as Romo completed 21-of-33 passes for 339 yards. The running game gained 171 yards as the offense racked up 502 total yards for the first time since the Washington overtime win (9/12/99).
- Against Minnesota (10/21), helped give Romo the time to complete 28-of-32 first half passes and 31 completions in the game for a single-game career-high.
- At Philadelphia (11/4), the line did not allow a sack on 25 pass plays as Romo completed 80.0% (20-of-25) of his throws for 324 yards and three touchdowns.
- In the win over Washington (11/18), the offense allowed only one sack on 32 pass attempts with Romo completing 22 passes for 293 yards and four touchdowns. It was the first time in team history a quarterback threw for four touchdowns in back-to-back weeks.
- In the Thanksgiving Day win over the N.Y. Jets (11/22), helped provide the holes for the second 100-yard rusher of the season – Barber (103) – as the running game picked up a season-high 174 yards.
- Against Green Bay (11/29), the line did not allow a sack for the third time in 2007 as Romo completed 19-of-30 passes for 414 yards and four touchdowns. It was the fifth time the offense amassed 400-or-more yards in the season and the sixth 300-yard passing game of the year for Romo.
- At Detroit (12/9), the Dallas offense racked up 368 total yards as Romo compiled his seventh 300-yard game of the season – and a 110.4 passer rating – his seventh consecutive game with a passer rating above 100.0.
- In the playoff loss to the N.Y. Giants (1/13/08), the line led a season-long 20-play, 90-yard drive for a touchdown in the second quarter that consumed 10:28, marking the longest time of possession on any drive in 2007. The line also provided holes for Barber – who finished with a career-high 129 yards on 27 carries (4.8 avg.).

**2006:**

- Was the starting center in 16 regular season games and made the Pro Bowl as a replacement player when Chicago's Olin Kreutz pulled out with an injury.
- Became the fourth center in club history to make the Pro Bowl, joining Dave Manders (one Pro Bowl), Mark Stepnoski (three), and Ray Donaldson (two).
- Played a prominent role in one of the Cowboys most productive and efficient offensive seasons. The offense scored 425 points, the fourth-most in the NFL and the most by the Cowboys since 1995.
- Dallas was second in the NFL with 48.8 percent third down efficiency, the club's highest rating in that category since 1980.
- Dallas also averaged 360.8 total yards-per-game, the fifth-most in the NFL in 2006 and the most by the Cowboys since 1995.
- The Cowboys also had two 1,000-yard receivers (Terrell Owens and Terry Glenn) and a 1,000-yard rusher (Julius Jones) in the same season for the second time in team history.

- In the season opener at Jacksonville (9/10), started at center for the first time since Oct. 27, 2002.
- Did not allow a sack, and helped Dallas rush for 138 yards and a touchdown against Washington (9/17).
- In the win at Tennessee (10/1), helped Dallas rush for 217 yards and three touchdowns, the team's most rushing yards in a game since December 14, 2003, when it had 222 yards. The Cowboys also passed for 179 yards and two touchdowns and didn't allow a sack.
- Midway through the third quarter of the Titans game (10/1), suffered several facial lacerations when Titans defensive tackle Albert Haynesworth stepped on him. Gurode did not return and received several stitches to repair the cuts.
- Returned to the lineup the following week at Philadelphia (10/8), and for the second straight week, the line helped Jones rush for 100 yards.
- In the win over Houston (10/15), helped the Cowboys rush for 170 yards on 37 carries (4.6 yards-per-carry), including 106 by Jones.
- At Carolina (10/29), Romo was sacked just twice in 38 pass plays in his first NFL start. He also threw for 270 yards. The Cowboys rushed for 156 yards (4.1 yards-per-carry) and controlled the clock for a season-best 38:16. They finished with 414 total yards, picked up 27 first downs, and scored 35 points.
- In the Thanksgiving Day victory over Tampa Bay (11/23), limited the Bucs to one sack on 30 pass plays and helped the offense gain a season-high 435 total yards – 306 passing and 137 rushing. Romo tied the club record with five passing touchdowns in the game.
- In the thrilling win at the N.Y. Giants (12/3), the line allowed one sack in 35 pass plays.
- In the playoff-clinching win at Atlanta (12/16), helped Dallas control the ball for 33:21, gain 352 yards, and score 31 offensive points.

**2005:**

- Played most of the season in a rotation with starting center Al Johnson, but an injury to Marco Rivera made him the starting right guard for the final two games.
- In the season-opening win at San Diego (9/11), played center in the third and early fourth quarter, including the third quarter touchdown drive.
- Rotated at center in the win at San Francisco (9/25), helping the Cowboys gain 443 total yards. Bledsoe passed for 363 yards, the eighth-most in club history.
- In the following week's loss at Oakland (10/2), took over at center in the second quarter and stayed in the lineup until the final drive of the game. Was on the field for all three Dallas scoring drives against the Raiders.
- Again rotated with Johnson in the win over Kansas City (12/11), helping Bledsoe pass for 332 yards and three touchdowns.
- At Washington (12/1), replaced Rivera at right guard on the final drive after Rivera suffered a strained neck.
- Made his first start of the season, in place of Rivera, at Carolina (12/24). Helped running back Jones run for 194 yards, the fourth-best performance in club history.

**2004:**

- Started 13 of the 14 games he played at right guard, helping Vinny Testaverde throw for what was then the third-most yards in a season in club history (3,532).
- Sprained his left knee in the third quarter of the opener at Minnesota (9/12). Did not return to the game but helped the Cowboys finish with 423 total yards, their best showing since they gained 437 total yards (1/2/00).
- Missed the next two weeks and returned to the starting lineup in the home loss to the N.Y. Giants (10/10).
- In the win over Detroit (10/31), the line helped running back Eddie George rush for 99 yards, his top rushing total of the season.
- In the Thanksgiving Day win over Chicago (11/25), sprained his left knee on the second play of the game and did not return.
- Returned to the lineup in the Monday night win at Seattle (12/6), helping Jones rush for 198 yards, the third-best rushing day in club history and the second-best by a Dallas rookie.

**2003:**

- After making the switch from center to guard midway through the 2002 season, was the Cowboys starting right guard for nearly all of 2003.
- The team returned to the playoffs as a wild card for the first time since 1999.
- At the N.Y. Giants (9/15), was part of a line that gave Quincy Carter time to throw for a career-high 321 yards in a come-from-behind, overtime victory.
- Dallas rushed for 202 yards on 41 carries (4.9 yards-per-carry) at the N.Y. Jets (9/28).
- Against Arizona (10/5), sprained his ankle in the third quarter but helped the Cowboys gain 365 total yards and control the clock for 36:28.
- Against Washington (11/2), Dallas gained 400 total yards, including 208 rushing yards, and allowed only one sack in 34 pass plays.
- The line allowed one sack for zero yards against Carolina (11/23), and helped hold defensive tackle Kris Jenkins without a tackle.
- Did not start at Philadelphia (12/7), and only saw limited action on special teams.
- Returned to right guard at Washington (12/14) and, despite straining his groin late in the third quarter, helped lead Troy Hambrick to 189 rushing yards, the fourth-best rushing performance in club history.

**2002:**

- Became the first Cowboys rookie to start the season at center since Mark Stepnoski in 1989. In his NFL debut at Houston (9/8), helped the team rush for 155 yards.
- Suffered a sprained toe on his left foot in practice October 2 that forced him to miss two games – against the N.Y. Giants (10/6) and Carolina (10/13).
- Returned to the lineup at Arizona (10/20) and helped Dallas rush for 148 yards.
- Was the starting center against Seattle (10/27) when Emmitt Smith broke Walter Payton's record for most career rushing yards. Smith rushed for 109 yards, his first 100-yard rushing game of the season.
- Started at right guard at Detroit (11/3).
- Against Jacksonville (11/24), gave quarterback Chad Hutchinson time to throw for 301 yards, and the Cowboys rushed for 118 yards. Their 405 net yards was a season high. Helped limit Jaguars defensive

tackles John Henderson and Marcus Stroud to two tackles and no sacks.

- Suffered a strained groin in the Thanksgiving Day win over Washington (11/28), and did not finish the game.
- Despite bruising his jaw in the second quarter against San Francisco (12/8), returned to action and helped hold the 49ers without a sack in 28 pass plays.

#### COLLEGE:

- As a senior at Colorado, earned All-America honors after starting every game at right guard. Was also a unanimous All-Big 12 selection.
- For his career, allowed just 7.5 sacks in 2,653 plays over three-plus years as a starter for the Buffaloes.
- Started his first two and a half seasons at center before moving to guard in the middle of his junior year.
- As a junior, earned All-Big 12 honors and the John Mack Award, which the coaches award to CU's most outstanding offensive player.
- Earned honorable mention All-Big 12 honors as a sophomore and helped the Buffaloes go 7-5 and defeat Boston College in the Insight.com Bowl.
- As a freshman, tore cartilage in his right knee the second week of the season and missed the next six games. Returned to start the final three regular season games and the 51-43 win over Oregon in the Aloha Bowl.

#### PERSONAL:

- Andre Gurode attended North Shore High School in Houston, Texas.
- As a senior, was a *PrepStar* and *SuperPrep* All-America, and *USA Today* selected him as an honorable mention All-America.
- Was also named to the *Houston Chronicle* Top 100 List and made the *Austin American-Statesman* "Fab 55" team.
- Earned all-area honors as a senior and second-team honors as a junior. Was all-district and all-Greater Houston as a junior and senior, when he also was his team's most outstanding offensive lineman.
- Lettered three times in basketball and four times in track.
- Had personal bests of 186-0 in the discus and 54-1 in the shot put.
- As a junior in high school, won third place in a drafting competition for intermediate computer design.
- Earned a degree in ethnic studies at Colorado, where he was a member of the school's 'Academic Starters' team.
- 2002 Dallas Cowboys Rookie Club.
- Dallas Cowboys Early Thanksgiving Day Meal at The Salvation Army.
- Cowboys annual Let Us Play! Sports Camp for 150 underprivileged girls.
- Gurode and former Cowboy Torrin Tucker provided turkeys and all the fixings for 100 underserved individuals from South Dallas.
- Gurode is part of Lowbow Athletics – a youth foundation inspired to give young men a better education by playing basketball.
- Dallas Cowboys Draft Day/Fan Appreciation Party.
- Taste of the NFL: The Ultimate Dallas Cowboys Tailgate Party for North Texas Food Bank.
- Annual team Holiday Hospital Visits.
- Salvation Army Angel Tree Christmas Program.
- Happy Hill Farm Kickoff Luncheon and Cookbook.
- The Foundation Center of Attention – because the children are the center of our world.
- Involved in supporting breast cancer awareness.

### GURODE'S COWBOYS TOTALS

**GAMES/STARTS** (regular season, playoffs): 2002 (14/14), 2003 (16/15, 1/1), 2004 (14/13), 2005 (16/2), 2006 (16/16, 1/1), 2007 (14/14, 1/1). **Totals – 90/74, 3/3.**



## KEN HAMLIN

6-2 • 208 • 1/20/81  
Arkansas • UFA (Seal) for '07  
NFL: 6th Year • Cowboys: 2nd Year  
Games/Starts: 2007-16/16; Career-70/68;  
Postseason: 2007-1/1; Career-5/4.



Safety

**PRO:** Ken Hamlin is an experienced performer in the secondary who is adept at calling the defensive signals and getting the defensive backs properly aligned before the snap. Hamlin teams up with Roy Williams to form one of the NFL's hardest-hitting tandems at safety. After arriving in Dallas via free agency leading up to the 2007 season, Hamlin logged his first 100-tackle season and finished second on the defense with five interceptions to earn his first career Pro Bowl selection. Hamlin has started 68 of the 70 regular season games he has played in four-and-a-half years as an NFL starting safety.

PRO  
BOWL



#### TRANSACTION SUMMARY:

- 2/21/08: Designated the franchise player.
- 3/23/07: Signed with Dallas as an unrestricted free agent.
- 11/1/05: Placed on the reserve/non-football injury list.
- 4/26/03: Drafted in the second round (42nd overall) by Seattle.

**2007:**

- Earned his first Pro Bowl selection, being named a starter for the NFC Pro Bowl squad and was one-of-13 Cowboys selected – setting a team and NFL record.
- Started all 16 games at free safety recording 102 tackles (third on the team) – his first career 100-tackle season – five interceptions (second on the team and tied for ninth in the league) and a single-season career-best 14 pass breakups.
- Made his Cowboys debut against the N.Y. Giants (9/9) recording nine tackles and one pass breakup.
- Had his first interception of the season at Miami (9/16) to setup a Dallas score and added seven tackles.
- Ended a scoring threat against St. Louis (9/30) by intercepting Marc Bulger in the end zone and added seven stops.
- Led the team with a career-high 13 tackles with one pass deflection against New England (10/14).
- Had his third pick of the year at Philadelphia (11/4) that led to a Dallas touchdown while also adding two tackles and a pass defended.
- Recorded back-to-back games with an interception for the second time in his career at the N.Y. Giants (11/11) and posted eight tackles and two pass breakups.
- First career tackle for a loss against the N.Y. Jets (11/22) along with five tackles and a pass breakup.
- Established a single-season career-high with his fifth interception of the season against Green Bay (11/29) that led to a Dallas touchdown and 13-3 lead.

**2006 (Seattle):**

- Started 16 games and finished second on the Seahawks with 96 tackles while also adding three interceptions, 11 pass deflections, and one forced fumble, helping the Seahawks go 9-7 and win the NFC West.
- Earned NFC Defensive Player of the Month in September.
- Recorded eight tackles against Arizona (9/17) and logged his first sack of the year, forcing a Kurt Warner fumble on the play.
- Helped the Seahawks jump to a 21-0 lead in the first quarter over the N.Y. Giants (9/24), when he tied a career-high with two interceptions, both of which led to touchdowns.
- Led the team with seven solo tackles and posted his second sack of the season – and the fourth of his career – at St. Louis (10/15).
- Tied a then career-best with a team-high 11 tackles at Kansas City (10/29).
- Recorded his third interception of the season – eighth of his career – along with five tackles at St. Louis (11/12).
- Led the team with a then career-best 12 tackles for the third time in the season at San Francisco (11/19).
- At Denver (12/3), led the team in tackles for the fourth time, recording seven.
- Had four tackles in the Seahawks wild card win over Dallas (1/6/07).
- In the Divisional Playoff loss at Chicago (1/14/07), recorded a postseason career-high five tackles.

**2005 (Seattle):**

- Started the first six games of the season before suffering off-field head injuries, and recorded 26 tackles.
- Was placed on the Reserve/Non-Football Injury list Nov. 1 and missed the rest of the season.

**2004 (Seattle):**

- Started 16 regular season games for Seattle and finished third on the team with 79 tackles.
- Was fourth on the team with a career-high four interceptions, which ranked 10th in the NFC.
- In a 34-0 win over San Francisco (9/26), helped preserve the shutout with a fourth-quarter interception in the end zone to mark the 49ers first shutout loss in 421 games.
- Recorded his first two-interception game with five tackles at Buffalo (11/28).
- Posted a then career-high 10 tackles along with his first career sack, three passes defended, and a forced fumble in a 24-21 win over Arizona (12/26).
- Notched his second career sack against Atlanta (1/2/05).
- Had his first career postseason interception in the Seahawks playoff loss to St. Louis (1/8/06).

**2003 (Seattle):**

- Started 14-of-16 games making *Pro Football Weekly's* All-Rookie Team.
- Finished second on team with 96 tackles and was third on the team with 10 passes defended, while also adding two special teams tackles.
- In his first career start against New Orleans (9/7), recorded five tackles and garnered national attention after knocking off Donte' Stallworth's helmet on a hit over the middle.
- Earned NFC Defensive Player of the Week honors at Arizona (9/14), when he finished second on the team with eight tackles and contributed to four of the team's six takeaways. On the first play of the game, he forced a fumble that set up Seattle's first score before deflecting a pass that was intercepted by Reggie Tongue on the next series. On the next possession, he hit Anquan Boldin, forcing the ball in the air so it could be intercepted by Chad Brown and late in the fourth quarter, he intercepted his first career pass, deep in Seahawks territory, to preserve the shutout.
- Had a season-high 11 tackles in a loss at Green Bay (10/5).
- Did not start the team's playoff game at Green Bay (1/4/04) but played at safety and on special teams.

**COLLEGE:**

- Entered the NFL after his junior season at Arkansas where he was considered the Razorbacks best defensive back since Steve Atwater (1985-88).
- Played in 36 games finishing with 381 tackles (221 solo), breaking the school record of 367 tackles by Cliff Powell (1967-69). Also forced eight fumbles, recovered five fumbles, deflected 28 passes, and intercepted nine.
- Nominated in 2002 for the Bronko Nagurski Award, given to the best defensive player in the nation.
- Became the first player in school history to record more than 100 tackles in a season three times.
- Named a first-team All-America by *The NFL Draft Report* and *The Sporting News* and nominated for the Jim Thorpe Award after his junior season.
- Posted a career-high 22 tackles against Troy State – only Powell (24) and Ronnie Caveness (23) had more tackles in a game for the Razorbacks.
- Named a second-team All-America by *The NFL Draft Report* and also made first-team All-Southeastern Conference as a sophomore.

- As a freshman, he was named an All-America by *The Sporting News* and *Football News* and also named to the SEC Coaches Freshman All-SEC team.
- Became the first freshman and only the second defensive back to lead Arkansas in tackles, posting 104 tackles (57 solo).

**PERSONAL:**

- Ken Hamlin attended Fraysay High School in Memphis, Tenn.
- Was the Class 3A Player of the Year as a senior in 1999, when he gained 2,327 all-purpose yards and rushed for 1,276 yards and 16 touchdowns and added 380 receiving yards. He also recorded 136 tackles (96 solo) and eight interceptions as a safety.
- Also lettered in track and baseball.
- Member of the school's National Honor Society and the senior class vice president.
- Majored in business education at Arkansas.
- Annual team Holiday Hospital Visits.
- Salvation Army Angel Tree Christmas Program.
- Happy Hill Farm Kickoff Luncheon and Cookbook.



**MISSION:** To bring about a genuine social change by addressing the glaringly apparent needs of low to moderate income communities. We endeavor to holistically ReVitalize and ReDevelop neighborhoods in a manner that will produce measurable results in the lives of the residents. We shall provide quality affordable housing, the convenience of substantive life changing resources and spur growth of the localized economy within the community by creating jobs. We shall effectively move people from Welfare to Work. We will help members of the communities we serve to realize the American Dream of a post secondary education, homeownership in a safe neighborhood, lucrative employment, and wealth accumulation.

[www.TheHamlinFoundation.org](http://www.TheHamlinFoundation.org)

**HAMLIN'S NFL TOTALS**

Year Team	GP-GS	DEFENSE						INTERCEPTIONS				FUMBLES REC								
		ST	AT	TT	Sks-Yds	Tkl/Ls	QB Prs	PBU	FF	No	Yds	Avg	Lg	TD	No	Yds	Avg	Lg	TD	
2003 Seattle	16-14	75	20	-	96	0.0(0)	0(0)	0	8	2	1	2	2.0	2	0	1	-	-	-	-
2004 Seattle	16-16	63	16	-	79	2.0(-5)	0(0)	0	9	1	4	48	12.0	36	0	1	-	-	-	-
2005 Seattle	6-6	22	4	-	26	0.0(0)	0(0)	0	2	0	0	0	0.0	0	0	0	0	0.0	0	0
2006 Seattle	16-16	75	21	-	96	2.0(-11)	0(0)	0	11	1	3	63	21.0	37	0	0	0	0.0	0	0
2007 Dallas	16-16	61	41	-	102	0.0(0)	1(-3)	0	14	0	5	93	18.6	35	0	0	0	0.0	0	0
<b>Totals</b>	<b>70-68</b>	<b>297</b>	<b>102</b>	<b>-</b>	<b>399</b>	<b>4.0(-17)</b>	<b>1(-3)</b>	<b>0</b>	<b>44</b>	<b>4</b>	<b>13</b>	<b>206</b>	<b>15.8</b>	<b>37</b>	<b>0</b>	<b>2</b>	<b>0</b>	<b>0.0</b>	<b>0</b>	<b>0</b>
<b>Playoffs</b>																				
2003 Seattle	1-0	0	0	-	0	0.0(0)	0(0)	0	0	0	0	0	0.0	0	0	0	0	0.0	0	0
2004 Seattle	1-1	2	0	-	2	0.0(0)	0(0)	0	1	0	1	0	0.0	0	0	0	0	0.0	0	0
2006 Seattle	2-2	6	3	-	9	0.0(0)	0(0)	0	0	0	0	0	0.0	0	0	0	0	0.0	0	0
2007 Dallas	1-1	2	4	-	6	0.0(0)	0(0)	0	0	0	0	0	0.0	0	0	0	0	0.0	0	0
<b>Totals</b>	<b>5-4</b>	<b>10</b>	<b>7</b>	<b>-</b>	<b>17</b>	<b>0.0(0)</b>	<b>0(0)</b>	<b>0</b>	<b>1</b>	<b>0</b>	<b>1</b>	<b>0</b>	<b>0.0</b>	<b>0</b>	<b>0</b>	<b>0</b>	<b>0</b>	<b>0.0</b>	<b>0</b>	<b>0</b>

**ADDITIONAL STATISTICS**

Special Teams Tackles – 2003 (2), 2004 (1). Total (3).

**SINGLE-GAME BESTS**

Tackles – 13 vs. New England, 10/14/07  
 Interceptions – 2 vs. Buffalo, 11/28/04 and vs. N.Y. Giants, 9/24/06

**HAMLIN'S GAME-BY-GAME**

**DEFENSE**

Game	2003 (Seattle)			INTs				Game	2004 (Seattle)			INTs					
	ST	AT	TT	Tkl/Ls	PBU	No/Yds	Lg		TD	ST	AT	TT	Tkl/Ls	PBU	No/Yds	Lg	TD
W- NO 9/7	5	0	-	5					4	0	-	4					
W- @ Ari 9/14	7	1	-	8	3	1/2	2	0	4	2	-	6					
W- STL 9/21	5	2	-	7	1				0	2	-	2					
L- GB 10/5	7	4	-	11					4	2	-	6					
W- SF 10/12	5	2	-	7					4	2	-	6					
W- Chi 10/19	7	1	-	8					2	0	-	2					
L- @ Cin 10/26	6	1	-	7					2	0	-	2					
W- Pit 11/2	1	1	-	2					5	0	-	5					
L- @ Was 11/9	7	0	-	7	1				6	0	-	6					
W- Det 11/16	4	1	-	5	1				2	2	-	4	2				
L- @ Bal 11/23	5	1	-	6					4	1	-	5	2	2/36	24	0	
W- Cle 11/30	1	2	-	3	1				2	1	-	3	1	1/12	12	0	
L- @ Min 12/7	6	1	-	7					4	0	-	4					
L- @ STL 12/14	5	0	-	5					7	0	-	7					
W- Ari 12/21	3	2	-	5					7	3	-	10	1(-6)	3			
W- @ SF 12/27	2	1	-	3	1				6	1	-	7	1(0)				
<b>Totals</b>	<b>76</b>	<b>20</b>	<b>-</b>	<b>96</b>	<b>8</b>	<b>1/2</b>	<b>2</b>	<b>0</b>	<b>63</b>	<b>16</b>	<b>-</b>	<b>79</b>	<b>2(-6)</b>	<b>9</b>	<b>4/48</b>	<b>24</b>	<b>0</b>
<b>Playoffs</b>																	
L- GB 1/4/04									2	0	-	2	1	1/0	0	0	

## HAMLIN'S GAME-BY-GAME (cont.)

## DEFENSE

## 2005 (Seattle)

Game	ST	AT	TT	INTs			
				Tk/ Ls	PBU	No/ Yds	Lg TD
L-@ Jac 9/11	4	0	4				
W- Atl 9/18	5	1	6				
W- Ari 9/25	3	1	4		2		
L-@ Was 10/2	3	0	3				
W-@ STL 10/9	4	0	4				
W- Hou 10/16	3	2	5				
W- Dal 10/23	Inactive - Head						
W-@ Ari 11/6	Reserve/Non-Football Injury - Head						
W- STL 11/13	Reserve/Non-Football Injury - Head						
W-@ SF 11/20	Reserve/Non-Football Injury - Head						
W- NYG 11/27	Reserve/Non-Football Injury - Head						
W-@ Phi 12/5	Reserve/Non-Football Injury - Head						
W- SF 12/11	Reserve/Non-Football Injury - Head						
W-@ Ten 12/18	Reserve/Non-Football Injury - Head						
W- Ind 12/24	Reserve/Non-Football Injury - Head						
L-@ GB 1/1/06	Reserve/Non-Football Injury - Head						
<b>Totals</b>	<b>22</b>	<b>4</b>	<b>26</b>	<b>2</b>			

## Playoffs

W- Was 1/14/06	Reserve/Non-Football Injury - Head						
W- Car 1/22/06	Reserve/Non-Football Injury - Head						
L- Pit 2/5/06	Reserve/Non-Football Injury - Head						

## 2006 (Seattle)

Game	ST	AT	TT	INTs			
				Tk/ Ls	PBU	No/ Yds	Lg TD
W-@ Det 9/10	4	2	6				
W- Ari 9/17	6	2	8				
W- NYG 9/24	3	1	4		2	2/63	37 0
L-@ Chi 10/1	2	1	3				
W-@ STL 10/15	7	0	7				
L- Min 10/22	7	2	9		2		
L-@ KC 10/29	1	10	11				
W- Oak 11/6					1		
W- STL 11/12	5	0	5		2	1/0	0 0
L-@ SF 11/19	7	5	12				

## 2006 (Seattle) cont.

Game	ST	AT	TT	INTs			
				Tk/ Ls	PBU	No/ Yds	Lg TD
W- GB 11/27	3	2	5			1	
W-@ Den 12/3	6	1	7		2		
L-@ Ari 12/10	3	2	5				
L- SF 12/14	5	2	7				
L- SD 12/24	4	0	4				
W-@ TB 12/31	3	0	3			1	
<b>Totals</b>	<b>75</b>	<b>21</b>	<b>96</b>			<b>11 3/63</b>	<b>37 0</b>

## Playoffs

W- Dal 1/6/07	4	0	4				
L-@ Chi 1/14/07	2	3	5				
<b>Totals</b>	<b>6</b>	<b>3</b>	<b>9</b>				

## 2007 (Dallas)

Game	ST	AT	TT	INTs			
				Tk/ Ls	PBU	No/ Yds	Lg TD
W- NYG 9/9	5	4	9		1		
W-@ Mia 9/16	6	1	7		1	1/35	35 0
W-@ Chi 9/23	2	2	4		1		
W- STL 9/30	3	4	7		1	1/0	0 0
W-@ Buf 10/8	5	3	8				
L- NE 10/14	5	8	13		1		
W- Min 10/21	6	1	7				
W-@ Phi 11/4	2	0	2		1	1/14	14 0
W-@ NYG 11/11	4	4	8		2	1/26	26 0
W- Was 11/18	1	3	4				
W- NYJ 11/22	3	2	5		1(-3)	1	
W- GB 11/29	1	1	2			1	1/18 18 0
W-@ Det 12/9	5	3	8		1		
L- Phi 12/16	4	1	5		1		
W-@ Car 12/22	5	1	6		1		
L-@ Was 12/30	4	3	7		1		
<b>Totals</b>	<b>61</b>	<b>41</b>	<b>102</b>		<b>1(-3)</b>	<b>14 5/93</b>	<b>35 0</b>

## Playoffs

L- NYG 1/13/08	2	4	6				
----------------	---	---	---	--	--	--	--

## HAMLIN'S INTERCEPTIONS BY QUARTERBACK


Marc Bulger	3	Ken Dorsey	1	Josh McCown	1
Eli Manning	3	Brett Favre	1	Donovan McNabb	1
Drew Bledsoe	2	Trent Green	1	Vinny Testaverde	1

\*Postseason (1)



# JASON HATCHER

6-6 • 304 • 7/13/82  
 Grambling • D3b for '06 (92nd overall)  
 NFL: 3rd Year • Cowboys: 3rd Year  
 Games/Starts: 2007-16/0; Career-30/0;  
 Postseason: 2007-1/0; Career-2/0.



**PRO:** Jason Hatcher continues to adjust and learn the nuances of playing defense after playing just over two seasons at defensive end in college. He is still a raw talent that has filled in nicely in the defensive line rotation over the past two seasons and has shown his ability as a pass rusher when called upon. He is a physical player that adds size to the defensive line and should continue to improve with more experience and knowledge of the game.



**TRANSACTION SUMMARY:**

**4/29/06:** Drafted in the third round (92nd overall) by Dallas.

**2007:**

- Played in all 16 games in the defensive line rotation recording 35 tackles, two sacks, three tackles for a loss, nine quarterback pressures and one forced fumble.
- Recorded his first sack of the season at Buffalo (10/8) along with three tackles, two pressures and a tackle for loss.
- Had his first career fumble recovery which he returned 27 yards for a touchdown following a Greg Ellis sack and forced a fumble of Tom Brady against New England (10/14). Also added one tackle for loss.
- Forced a fumble that was recovered by Bradie James that led to a field goal against Minnesota (10/21). Also had two tackles.
- Recorded a season-high and career-best seven tackles and one sack at Washington (12/30).

**2006:**

- Played in 14 games as a rookie, missing two with an ankle sprain, and recorded 13 tackles, 2.5 sacks, one tackle for a loss, and seven quarterback pressures.
- In his NFL debut at Jacksonville (9/10), played mainly on third downs on the defensive line.
- Recorded his first defensive statistic against Washington (9/17), splitting a sack with Ellis on the final play of the game and added two quarterback pressures.
- Suffered a sprained ankle in the first half against Houston (10/15) causing him to miss the next two games.
- Recorded two quarterback pressures against Indianapolis (11/19) and helped limit the Colts to a season-low 14 points.
- Had his first solo sack – a 10-yard takedown of Bruce Gradkowski – and two tackles against Tampa Bay (11/23).
- Posted a second quarter sack of Michael Vick on third down and added two tackles at Atlanta (12/16).
- Against Philadelphia (12/25) had a season-high three tackles.
- In his postseason debut at Seattle (1/6/07) recorded one quarterback pressure.

**COLLEGE:**

- Finished his career at Grambling with 111 tackles, 31.5 tackles for a loss, and 18.5 sacks.
- Also had three passes defended, 14 quarterback pressures, and three blocked kicks.
- Recorded 65 tackles, including a season-high eight stops in three different games in his senior year.
- Played his first full season at defensive end as a junior and finished the year with 33 tackles, 10 tackles for a loss and five sacks.
- Also blocked two kicks and broke up one pass.
- As a sophomore, started at tight end and caught one pass for 14 yards and a two-point conversion before moving to defensive end midway through the year.
- Finished the season with 13 tackles, three sacks and one pass breakup.
- Granted a medical redshirt after rupturing his right anterior cruciate ligament in 2002.
- Was ineligible as a true freshman because of NCAA academic requirements.

**PERSONAL:**

- Jason Dewayne Hatcher attended Jena, La., High School, where he lettered in football and basketball.
- As a senior, helped his team go 10-3 and earned all-state honors after catching 28 passes for 1,028 yards as a tight end.
- Against Belle Chase, he caught six passes for 211 yards.
- Majored in physical education at Grambling and hopes to become a head football coach.
- He and his wife, Natasha, have two sons, DiCarlos (12/17/99) and Jason, Jr., (12/21/06) and a daughter, Tamia (5/14/03).
- 2006 Dallas Cowboys Rookie Club.
- 2008 Dallas Cowboys Draft Day/Fan Appreciation Party.
- Jason Hatcher Youth Football Camp for kids ages 7-18 in his hometown of Jena, La.
- Annual team Holiday Hospital Visits.
- Salvation Army Angel Tree Christmas Program.
- Happy Hill Farm Kickoff Luncheon and Cookbook.

**HATCHER'S COWBOYS TOTALS**

Year Team	GP-GS	DEFENSE								FUMBLE REC				
		ST	AT	TT	Sks-Yds	Tkl/Ls	QB Prs	PBU	FF	No	Yds	Avg	Lg	TD
2006 Dallas	14-0	11	2	13	2.5(-25)	1(-2)	7	0	0	0	0	0.0	0	0
2007 Dallas	16-0	22	13	35	2.0(-19)	3(-4)	9	0	1	1	29	29.0	29t	1
<b>Totals</b>	<b>30-0</b>	<b>33</b>	<b>15</b>	<b>48</b>	<b>3.5(-35)</b>	<b>4(-6)</b>	<b>16</b>	<b>0</b>	<b>1</b>	<b>1</b>	<b>29</b>	<b>29.0</b>	<b>29t</b>	<b>1</b>
<b>Playoffs</b>														
2006 Dallas	1-0	0	0	0	0.0(0)	0(0)	1	0	0	0	0	0.0	0	0
2007 Dallas	1-0	1	1	2	0.0(0)	0(0)	0	0	0	0	0	0.0	0	0
<b>Totals</b>	<b>2-0</b>	<b>1</b>	<b>1</b>	<b>2</b>	<b>0.0(0)</b>	<b>0(0)</b>	<b>0</b>	<b>0</b>	<b>0</b>	<b>0</b>	<b>0</b>	<b>0.0</b>	<b>0</b>	<b>0</b>

**SINGLE-GAME BESTS**

**Tackles** – 7 at Washington, 12/30/07

## HATCHER'S GAME-BY-GAME

## DEFENSE

2006 (Dallas)								2007 (Dallas)							
Game	ST	AT	TT	Sks-Yds	Tkl/Ls	QB Prs	PBU	Game	ST	AT	TT	Sks-Yds	Tkl/Ls	QB Prs	PBU
L-@ Jac 9/10								W- NYJ 9/9	1	0	1				
W- Was 9/17				5(-3)		2		W-@ Mia 9/16							
W-@ Ten 10/1	1	0	1			1		W-@ Chi 9/23	1	-2	3				1
L-@ Phi 10/8	1	0	1					W-SIL 9/30	2	-2	4				
W- Hou 10/15	1	0	1					W-@ Buf 10/8	1	-2	3	1.0(-10)	1(-1)		2
L- NYG 10/23				Inactive/Injured - Ankle				L- NE 10/14					1(-1)		
W-@ Car 10/29				Inactive/Injured - Ankle				W- Min 10/21	2	0	2				
L-@ Was 11/5								W-@ Phi 11/4	1	1	2				
W-@ Ari 11/12								W-@ NYG 11/11	1	0	1				
W- Ind 11/19						2		W- Was 11/18	2	1	3				
W-TB 11/23	1	1	2	1.0(-10)		1		W- NYJ 11/22	2	0	2			1(-2)	1
W-@ NYG 12/3	1	0	1					W- GB 11/29	1	0	1				1
L- NO 12/10	1	0	1					W-@ Det 12/9	1	2	3				1
W-@ Atl 12/16	1	1	2	1.0(-12)		1		L- Phi 12/16	0	1	1				2
L- Phi 12/25	3	0	3					W-@ Car 12/22	1	1	2				1
L- Det 12/31	1	0	1			1(-2)		L-@ Was 12/30	6	1	7	1.0(-9)			
<b>Totals</b> .....	<b>11</b>	<b>2</b> -	<b>13</b>	<b>2.5(-25)</b>		<b>1(-2)</b>	<b>7</b>	<b>Totals</b> .....	<b>22</b>	<b>13</b> -	<b>35</b>	<b>2.0(-19)</b>		<b>3(-4)</b>	<b>9</b>

## Playoffs

L-@ Sea 1/6/07..... 1

## Playoffs

L- NYG 1/13/08..... 1 1- 2



# ANTHONY HENRY

6-1 • 207 • 11/3/76  
 South Florida • UFA (Cle.) for '05  
 NFL: 8th Year • Cowboys: 4th Year  
 Games/Starts: 2007-13/10; Career-102/75;  
 Postseason: 2007-1/1; Career-3/2.



**PRO:** Anthony Henry was a key signing in the opening hours of free agency March 3, 2005. A big, physical player, he joins Terence Newman as one of the NFL's more accomplished and talented pair of corners. Henry is one of the league's more physical players at the corner position, and he is a solid run stopping tackler averaging over 50 tackles-per-season as a starting NFL cornerback. He also has a knack for being around the ball and making plays when the ball is in the air. Sure hands and solid instincts have allowed him to amass 28 career interceptions over the past seven NFL seasons for an average of four picks-per-year and has six games of two-or-more interceptions. When healthy in 2007, Henry enjoyed one of the most productive seasons of his career. He led the Cowboys with six interceptions and registered a pair of picks in back-to-back games against Miami and Chicago. Before coming to Dallas, he was a three-year starter for the Cleveland Browns after being drafted in the fourth round (97th overall) in the 2001 NFL Draft. As a rookie, Henry ranked first in the AFC and tied for first in the NFL with a club record-tying 10 interceptions. He is one of nine players since 1985 to record 10 interceptions in a season. Henry became the first player in Browns history to have three interceptions in a game twice in a season. He did it against Detroit on Sept. 23, 2001, and at Baltimore on Nov. 18, 2001. He tied a franchise record with a 97-yard interception return for a touchdown against Jacksonville on Dec. 16, 2001. He was a starter for the Browns for the next three seasons, and their pass defense finished in the top-10 in the NFL in 2003 and 2004.

## TRANSACTION SUMMARY:

3/3/05: Signed with Dallas as an unrestricted free agent.  
 4/22/01: Drafted in the fourth round (97th overall) by Cleveland.

## 2007:

- Led the team with six interceptions - tied for fifth in the NFL and third in the NFC.
- Also tied for the team lead with 15 pass breakups.
- Played a key role in a defense that ranked ninth in the NFL (fourth in the NFC) in total defense, allowing an average of 307.6 yards-per-game.
- Became the 30th player since the 1970 AFL-NFL merger to record back-to-back multiple-interception games after picking off a pair against Miami and Chicago in consecutive weeks.
- Opened the season with seven tackles against the N.Y. Giants (9/9).
- At Miami (9/16), picked up his first two interceptions of the year, marking the fifth multiple-interception game of his career and his first as a Cowboy. Also led the team with four pass breakups and was third on the team with six tackles.

- In the Sunday night win at Chicago (9/23), collected another two interceptions – returning one theft 28 yards for a touchdown in the fourth quarter that put the game out of reach. It marked the third interception return for a score of his career.
- Named NFC Defensive Player of the Week (Week 3) for his play at Chicago.
- Against St. Louis (9/30), suffered a high right ankle sprain late in the first quarter and did not return.
- The injury forced him to miss games at Buffalo (10/8), against New England (10/14) and against Minnesota (10/21).
- Worked his way back onto the field in spot situations at Philadelphia (11/4), and responded with his fifth interception of the year – picking off a Donovan McNabb pass late in the fourth quarter.
- Continued in a reserve role in the nickel in victories at the N.Y. Giants (11/11) and against Washington (11/18).
- Returned to a starting assignment in the Thanksgiving Day win over the N.Y. Jets (11/22), but played primarily in the nickel.
- The division clinching win at Detroit (12/9) marked Henry's return to playing every down since the injury against St. Louis. Tied for third on the team with a season-high eight tackles.
- Against Philadelphia (12/16), finished second on the team with seven tackles – all solo – with one pass breakup.
- At Carolina (12/22), recorded his sixth interception of the season and the 28th of his career.
- In the playoff loss to the N.Y. Giants (1/13/08), led the team with seven tackles.

**2006:**

- Led all Dallas defensive backs in tackles and finished third on the team with a career-high 90 stops.
- Also led the team with a career-high 23 passes defended, the most by a Cowboy since Everson Walls had 23 in 1984.
- Tied for third on the team with two interceptions.
- In the season-opening loss at Jacksonville (9/10), led the team with eight tackles and had a team-high three passes defended.
- In the win at Tennessee (10/1), had four tackles and broke up two passes as the Titans wide receivers were limited to five receptions for 31 yards in quarterback Vince Young's first NFL start.
- In the win over Houston (10/15), was second on the team with eight tackles, tying what was then a season high. Also recorded his first interception of the season, a third-quarter pick of David Carr that set up a Dallas touchdown drive.
- Tied his career-high with five passes defended against the Texans.
- In the Monday night loss to the N.Y. Giants (10/23), led the team with a season-high nine tackles and broke up two passes.
- In the Christmas Day loss to Philadelphia (12/25), tied for second on the team with seven tackles and had a first quarter interception, which he returned 37 yards to the Eagles 32-yard line for the Cowboys only take-away of the game.

**2005:**

- In his first year with the Cowboys, was one of the NFC's top cornerbacks through the first eight games of the season.
- Injured his right groin toward the end of a Week 8 win over Arizona, and the injury affected his play for the rest of the year.
- Before the injury, led the team with 42 tackles (39 solo), three interceptions, and 11 pass breakups.
- The groin injury led to a lower abdominal strain, and Henry spent the second half of the season losing playing time and fighting to return to action.
- In his first game as a Cowboy, a win at San Diego (9/11), had career-highs of 13 tackles and five passes defended. Also notched his 18th career interception, which led to a touchdown drive in the second quarter. One of his deflected passes came on first-and-goal with the Chargers looking to score the winning touchdown in the final minute.
- In a 16-13 overtime win over the N.Y. Giants (10/16), earned NFC Defensive Player of the Week honors after leading the team with six tackles and two passes defended. Ended a third quarter drive on the Dallas one-yard line when he intercepted a pass by Eli Manning. On the next drive, forced a Plaxico Burress fumble, which was recovered by Jason Ferguson. Helped limit the Giants to one-of-11 on third down conversions and their fewest points of the season.
- In the win over Arizona (10/30), tied for second on the team with seven tackles and had his third interception of the season, returning it 58 yards for a touchdown. It was the first defensive touchdown by the Cowboys since Oct. 19, 2003, and Henry's second career interception return for a touchdown.
- The performance against the Cardinals was overshadowed by the right groin injury he suffered on the final series of the game.
- Missed the Monday night win at Philadelphia (11/14) but returned in a limited role in the nickel package against Detroit (11/20).
- Missed the next two games, against Denver (11/24) and at the N.Y. Giants (12/4), but returned to the starting lineup against Kansas City (12/11).

**2004 (Cleveland):**

- Started 14-of-15 games for the Browns and led the team with four interceptions and 11 passes defended.
- His then career-high 85 tackles ranked fourth on the team, and he twice had a career-high eight tackles in a game, at Baltimore (11/7) and at Cincinnati (11/28).
- Helped the Browns allow just 181.3 passing yards-per-game, good for fourth in the AFC and fifth in the NFL.
- Had four tackles and his first interception of the season in the opener against Baltimore (9/12). Early in the fourth quarter, intercepted a pass from quarterback Kyle Boller at the Cleveland seven-yard line to end the Ravens scoring threat.
- At Dallas (9/19), recorded seven tackles and intercepted a Vinny Testaverde pass intended for Terry Glenn and returned it 51 yards to the Dallas 22-yard line.
- Missed the N.Y. Giants (9/26) game with vertigo.

- Intercepted his third pass of the season against Cincinnati (10/17), a third quarter pick of Carson Palmer at the Browns nine-yard line.
- Tied his career-high of eight tackles at Baltimore (11/7).
- Matched his career-high of eight tackles at Cincinnati (11/28) and recorded his fourth interception of the season, picking off a first quarter pass by Palmer that was intended for Chad Johnson. He returned it 32 yards to the Bengals seven-yard line, setting up a Browns touchdown.

**2003 (Cleveland):**

- Emerged as the starting left corner and played in 14 games with 13 starts.
- Registered 56 tackles and one interception, and a team-high 12 passes defended.
- Along with right corner Daylon McCutcheon, contained many of the NFL's top wide receivers, and the Browns allowed only 177.9 passing yards-per-game, which ranked fifth in the AFC and seventh in the NFL.
- Had a then career-high eight tackles at San Francisco (9/21) and recorded his only interception of the season in the Browns 13-12 win.
- At Pittsburgh (10/5), helped limit the Steelers receiving duo of Hines Ward and Plaxico Burress to three receptions for 74 yards. The Browns forced three turnovers – two interceptions and one fumble – made three sacks, and limited the Steelers to 208 yards, including 60 rushing yards.
- A knee injury forced Henry to play corner in the nickel defense at Denver (12/14), and he missed the final two weeks of the season.

**2002 (Cleveland):**

- Played in 16 regular season games, appearing in nickel and dime packages and filling in for injured teammates.
- Started 10 games, including six at right corner, where he filled in for the injured McCutcheon, and two at left corner, where he filled in for the injured Corey Fuller.
- Finished with 69 tackles and led the club with 12 passes defended.
- Had two interceptions and two forced fumbles.
- A standout special teams player, posted 11 tackles and blocked a field goal.
- At Pittsburgh (9/29), had six tackles, forced a fumble, and led the club with three special teams tackles.
- Made his first start of the season, replacing the injured Fuller (hamstring) against Baltimore (10/6), and recorded six tackles.
- At Tampa Bay (10/13), had a season-high seven tackles and teamed with Alvin McKinley to deflect a 45-yard field goal attempt by Martin Gramatica.
- Replaced McCutcheon at right cornerback against Houston (10/20) and posted six tackles and a team-high four special teams tackles.
- Had two interceptions at New Orleans (11/24).
- In the AFC Wild Card Game at Pittsburgh (1/5/03), played as a reserve in the nickel package and notched three tackles and had a team-high three passes defended.

**2001 (Cleveland):**

- Had a breakout rookie season after being chosen in the fourth round of the draft.
- Ranked first in the AFC and tied for first in the NFL with 10 interceptions.
- Became the first rookie to lead the NFL in interceptions since 1995, when Vikings safety Orlando Thomas had nine.
- His 10 interceptions tied the club record set by Thom Darden in 1978, and set a club rookie record, eclipsing Bobby Franklin's eight in 1960.
- Also had 177 interception return yards.
- Played in 16 regular season games, including two starts, had 44 tackles and ranked second on the team with 10 passes defended.
- Became the first Browns player to have three interceptions in a game twice in a season (against Detroit on Sept. 23 and at Baltimore on Nov. 18).
- Also added 10 special teams tackles.
- Played at corner in the nickel package in his NFL debut against Seattle (9/9).
- In the Browns 24-14 win over Detroit (9/23), his second NFL game, tied Bobby Franklin's club rookie record with three interceptions and returned them for 58 yards. Franklin set his record Dec. 11, 1960, against Chicago.
- Against Baltimore (10/21), had a season-high seven tackles and added his fourth interception of the season, intercepting Elvis Grbac and returning it 22 yards in a 24-14 win.
- After making three interceptions and two tackles at Baltimore (11/18), was named AFC Defensive Player of the Week. He became the first player since Cincinnati's David Fulcher in 1989 to have three interceptions in a game twice in a season, and the first NFL rookie to do it since Bobby Ply of the 1962 Dallas Texans.
- When the Browns opened in the nickel defense at New England (12/9), made his first NFL start and responded with six tackles.
- Started at right cornerback against Jacksonville (12/16) and matched his season-high with seven tackles. Also had two interceptions, including one he returned 97 yards for a touchdown, tying a franchise record for the longest interception return in club history.
- In the regular season finale at Pittsburgh (1/6/02), recorded his 10th interception of the year.

**COLLEGE:**

- A four-year starter for the University of South Florida, played free safety his first three years before playing cornerback his senior year.
- The late Andre Waters, a former Philadelphia Eagles safety, was his position coach at USF.
- Finished his career with 256 tackles, nine tackles for a loss, six fumble recoveries, and 22 passes defended.
- Also had 10 career interceptions for 126 return yards, breaking the school record.
- As a senior, started all year at cornerback but also played at free safety and receiver. Finished with 40 tackles and tied the school's single-season record of five interceptions and 88 return yards. Also had a team-high eight passes defended and caught one pass for eight yards.

- As a junior, started eight-of-nine games at free safety and finished fourth on the team with 62 tackles. Also intercepted three passes and recovered two fumbles.
- As a sophomore, started all year at free safety but also played quarterback for one series against Valparaiso. Ranked third on the team with 79 tackles.
- As a freshman, earned second-team All-Independent honors at free safety, recording 73 tackles, two fumble recoveries, and two interceptions.
- Did not play in 1996 because of NCAA Proposition 48 and still had a year of eligibility in 2000 upon his graduation.
- In the 2001 NFL Draft, was one of three South Florida players drafted consecutively with the first three picks of the fourth round: guard Kenyatta Jones (New England-96th), Henry (97th), and kicker Bill Gramatica (Arizona-98th).

**PERSONAL:**

- Anthony Danel Henry attended Estero High School in his hometown of Fort Myers, Florida.
- Was named Lee County Athlete of the Year and District Player of the Year as a senior.
- In the spring of 2004, his No. 3 jersey was retired by the school, where he lettered as a free safety, cornerback, quarterback, and punter.
- Passed for 821 yards and seven touchdowns and rushed for 650 yards and seven touchdowns in his final prep campaign.
- On defense, posted 60 tackles and three interceptions in his final year.
- Also had a 41.6-yard average as a punter.
- Was named team MVP in basketball.
- Was the District Most Valuable Performer in track, setting school records in the high jump (6'6") and triple jump (44"1").
- Earned his bachelor's degree in communications from South Florida.
- Taste of the NFL for the Cleveland Food Bank.
- Cleveland Clinic.
- Make-A-Wish Foundation.
- Special Olympics.
- United Way playground build.
- Taste of the NFL: The Ultimate Dallas Cowboys Tailgate Party for the North Texas Food Bank.
- Dallas Cowboys Draft Day/Fan Appreciation Party.
- Annual team Holiday Hospital Visits.
- Salvation Army Angel Tree Christmas Program.
- Happy Hill Farm Kickoff Luncheon and Cookbook.

**HENRY'S NFL TOTALS**

Year Team	GP-GS	DEFENSE						INTERCEPTIONS				FUMBLES REC							
		ST	AT	TT	Sks-Yds	Tkl/Ls	QB Prs	PBU	FF	No	Yds	Avg	Lg	TD	No	Yds	Avg	Lg	TD
2001 Cleveland	16-2	30	14	- 44	0.0(0)	0(0)	0	10	0	10	177	17.7	97t	1	0	0	0.0	0	0
2002 Cleveland	16-10	57	12	- 69	0.0(0)	0(0)	0	12	2	2	4	2.0	4	0	0	0	0.0	0	0
2003 Cleveland	14-13	40	16	- 56	0.0(0)	0(0)	0	12	0	1	19	19.0	19	0	0	0	0.0	0	0
2004 Cleveland	15-14	69	16	- 85	0.0(0)	0(0)	0	11	0	4	83	20.8	51	0	0	0	0.0	0	0
2005 Dallas	12-10	47	3	- 50	0.0(0)	0(0)	0	12	1	3	102	34.0	58t	1	0	0	0.0	0	0
2006 Dallas	16-16	84	6	- 90	0.0(0)	0(0)	0	23	0	2	41	20.5	37	0	0	0	0.0	0	0
2007 Dallas	13-10	41	8	- 49	0.0(0)	0(0)	0	15	0	6	81	13.5	28t	1	0	0	0.0	0	0
<b>Totals</b>	<b>102-75</b>	<b>368</b>	<b>75</b>	<b>- 443</b>	<b>0.0(0)</b>	<b>0(0)</b>	<b>0</b>	<b>95</b>	<b>3</b>	<b>28</b>	<b>507</b>	<b>18.1</b>	<b>97t</b>	<b>3</b>	<b>0</b>	<b>0</b>	<b>0.0</b>	<b>0</b>	<b>0</b>
<b>Playoffs</b>																			
2002 Cleveland	1-0	3	2	- 5	0.0(0)	0(0)	0	3	0	0	0	0.0	0	0	0	0.0	0	0	0
2006 Dallas	1-1	2	2	- 4	0.0(0)	0(0)	0	4	0	1	-4	-4.0	-4	0	0	0.0	0	0	0
2007 Dallas	1-1	5	2	- 7	0.0(0)	0(0)	0	0	0	0	0	0.0	0	0	0	0.0	0	0	0
<b>Totals</b>	<b>3-2</b>	<b>10</b>	<b>6</b>	<b>- 16</b>	<b>0.0(0)</b>	<b>0(0)</b>	<b>0</b>	<b>7</b>	<b>0</b>	<b>1</b>	<b>-4</b>	<b>-4.0</b>	<b>-4</b>	<b>0</b>	<b>0</b>	<b>0.0</b>	<b>0</b>	<b>0</b>	<b>0</b>

**ADDITIONAL STATISTICS**

**Blocked Kicks** - 2002 (1 field goal).  
**Special Team Tackles** - 2001 (10-Cleveland), 2002 (11-Cleveland), 2005 (1-Dallas). **Total-22.**

**SINGLE-GAME BESTS**

**Tackles** - 13 at San Diego 9/11/05  
*Postseason* - 7 vs. N.Y. Giants, 1/13/08  
**Interceptions** - 3 vs. Detroit 9/23/01; at Baltimore 11/18/01  
**Long Interception Return** - 97t vs. Jacksonville 12/16/01  
**Passes Defended** - 5 at San Diego 9/17/05; vs. Houston 10/15/06

**HENRY'S GAME-BY-GAME  
DEFENSE**

**2001 (Cleveland)**

Game	ST	AT	TT	INTs			
				Tk/ Ls	PBU	No/ Yds	Lg TD
L-Sea 9/9						3/58	53 0
W-Det 9/23							
W-@ Jac 9/30	1	0	1				
W-SD 10/7	1	0	1		1		
L-@ Cin 10/14	2	3	5		1		
W-Bal 10/21	4	3	7			1/22	22 0
L-@ Chi 11/4	7	0	7		2		
L-Pit 11/11	0	2	2		2		
W-@ Bal 11/18	2	0	2		2	3/0	0 0
W-Cin 11/25	1	1	2		1		
L-Ten 12/2	1	0	1				
L-@ NE 12/9	4	2	6				
L-Jac 12/16	4	3	7		1	2/97	97 1
L-@ GB 12/23	1	0	1				
W-@ Ten 12/30	2	0	2				
L-@ Pit 1/6/02						1/0	0 0
<b>Totals</b>	<b>30</b>	<b>14</b>	<b>44</b>		<b>10</b>	<b>10/177</b>	<b>97 1</b>

**2002 (Cleveland)**

Game	ST	AT	TT	INTs			
				Tk/ Ls	PBU	No/ Yds	Lg TD
L-KC 9/8	2	1	3				
W-Cin 9/15	2	0	2		2		
W-@ Ten 9/22	1	0	1		1		
L-@ Pit 9/29	6	0	6		1		
L-Bal 10/6	5	1	6		1		
L-@ TB 10/13	7	0	7				
W-Hou 10/20	6	0	6		1		
W-@ NYJ 10/27	7	0	7		1		
L-Pit 11/3	5	1	6		1		
W-@ Cin 11/17	3	3	6				
W-@ NO 11/24	0	1	1			2/4	2 0
L-Car 12/1	5	0	5				
W-@ Jac 12/8	1	1	2				
L-Ind 12/15	1	2	3		1		
W-@ Bal 12/22	4	2	6		1		
W-Alt 12/29	2	0	2		2		
<b>Totals</b>	<b>57</b>	<b>12</b>	<b>69</b>		<b>12</b>	<b>2/4</b>	<b>2 0</b>

**Playoffs**

L-@ Pit 1/5/03	3	2	5		3		
----------------	---	---	---	--	---	--	--

**2003 (Cleveland)**

Game	ST	AT	TT	INTs			
				Tk/ Ls	PBU	No/ Yds	Lg TD
L-L-Ind 9/7	3	0	3		1		
L-@ Bal 9/14	6	1	7		1		
W-@ SF 9/21	6	2	8		1	1/19	19 0
L-Cin 9/28	3	1	4		3		
W-@ Pit 10/5	1	1	2		2		
W-Oak 10/12	3	3	6				
L-SD 10/19	3	0	3		1		
L-@ NE 10/26	2	3	5		1		
L-@ KC 11/9	4	1	5				
W-Ari 11/16	1	1	2				
L-Pit 11/23	1	0	1		2		
L-@ Sea 11/30	2	2	4				
L-SIL 12/8	4	1	5				
L-@ Den 12/14	1	0	1				
L-Bal 12/21						Inactive/Injured - Knee	
W-@ Cin 12/28						Inactive/Injured - Knee	
<b>Totals</b>	<b>40</b>	<b>16</b>	<b>56</b>		<b>12</b>	<b>1/19</b>	<b>19 0</b>

**2004 (Cleveland)**

Game	ST	AT	TT	INTs			
				Tk/ Ls	PBU	No/ Yds	Lg TD
LW-Bal 9/12	3	1	4			1/0	0 0
L-@ Dal 9/19	5	2	7		1	1/51	51 0
L-@ NYG 9/26						Inactive/Injured - Vertigo	
W-Was 10/3	7	0	7		1		
L-@ Pit 10/10	5	2	7		2		
W-Cin 10/17	1	1	2			1/0	0 0
L-Phi 10/24	3	0	3		1		
L-@ Bal 11/7	4	4	8				
L-Pit 11/14							
L-NYJ 11/21	4	1	5				
L-@ Cin 11/28	8	0	8		1	1/32	32 0
L-NE 12/5	3	3	6				
L-@ Buf 12/12	6	0	6		1		
L-SD 12/19	5	1	6				
L-@ Mia 12/26	4	1	5				
W-@ Hou 1/2/05	4	0	4				
<b>Totals</b>	<b>69</b>	<b>16</b>	<b>85</b>		<b>11</b>	<b>4/83</b>	<b>51 0</b>

**2005 (Dallas)**

Game	ST	AT	TT	INTs			
				Tk/ Ls	PBU	No/ Yds	Lg TD
W-@ SD 9/11	11	2	13		5	1/1	1 0
L-Was 9/19	6	0	6		1		
W-@ SF 9/25	1	0	1				
L-@ Oak 10/2	1	0	1				
W-Phi 10/9	3	0	3				
W-NYG 10/16	5	1	6		2	1/43	43 0
L-@ Sea 10/23	5	0	5		2		
W-Ari 10/30	7	0	7		1	1/58	58 1
W-@ Phi 11/14						Inactive/Injured - Groin	
W-Det 11/20	4	0	4				
L-Den 11/24						Inactive/Injured - Groin	
L-@ NYG 12/4						Inactive/Injured - Groin	
W-KC 12/11	4	0	4		1		
L-@ Was 12/18							
W-@ Car 12/24						Inactive/Injured - Abdominal	
L-SIL 1/1/06							
<b>Totals</b>	<b>47</b>	<b>3</b>	<b>50</b>		<b>12</b>	<b>3/102</b>	<b>58 1</b>

**2006 (Dallas)**

Game	ST	AT	TT	INTs			
				Tk/ Ls	PBU	No/ Yds	Lg TD
L-@ Jac 9/10	8	0	8		3		
W-Was 9/17	2	0	2				
W-@ Ten 10/1	4	0	4		2		
L-@ Phi 10/8	6	0	6		1		
W-Hou 10/15	8	0	8		5	1/4	4 0
L-NYG 10/23	7	2	9		2		
W-@ Car 10/29	7	1	8				
L-@ Was 11/5	4	0	4		1		
W-@ Ari 11/12	7	1	8		1		
W-Ind 11/19	4	0	4				
W-TB 11/23	2	0	2		1		
W-@ NYG 12/3	4	1	5		1		
L-NO 12/10	6	0	6		1		
W-@ Ari 12/16	6	0	6		1		
L-Phi 12/25	6	1	7		2	1/37	37 0
L-Det 12/31	3	0	3		2		
<b>Totals</b>	<b>84</b>	<b>6</b>	<b>90</b>		<b>23</b>	<b>2/41</b>	<b>37 0</b>

**Playoffs**

L-@ Sea 1/6/07	2	2	4		4	1/-4	-4 0
----------------	---	---	---	--	---	------	------

HENRY'S GAME-BY-GAME (cont.)

DEFENSE

Game	2007 (Dallas)			INTs				
	ST	AT	TT	Tk/ Ls	PBU	No/ Yds	Lg	TD
W- NYG 9/9	6	1	7					
W-@ Mia 9/16	4	2	6		4	2/21	21	0
W-@ Chi 9/23	3	1	4		4	2/51	28t	1
W- StL 9/30	1	0	1		1			
W-@ Buf 10/8	Inactive/Injured - Ankle							
L- NE 10/14	Inactive/Injured - Ankle							
W- Min 10/21	Inactive/Injured - Ankle							
W-@ Phi 11/4	3	1	4		1	1/1	1	0
W-@ NYG 11/11	1							
W- Was 11/18	2	0	2					

Game	2007 (Dallas) cont.			INTs				
	ST	AT	TT	Tk/ Ls	PBU	No/ Yds	Lg	TD
W- NYJ 11/22	1	0	1		1			
W- GB 11/29	2	0	2		1			
W-@ Det 12/9	6	2	8					
L- Phi 12/16	7	0	7		1			
W-@ Car 12/22	2	0	2		1	1/8	8	0
L-@ Was 12/30	4	1	5					
<b>Totals</b>	<b>41</b>	<b>8</b>	<b>49</b>		<b>15</b>	<b>6/81</b>	<b>28t</b>	<b>1</b>
<b>Playoffs</b>								
L- NYG 1/13/08	5	2	7					

HENRY'S INTERCEPTIONS BY QUARTERBACK


Elvis Grbac	4	Trent Green	2	David Carr	1	Donovan McNabb	1
Ty Detmer	3	Rex Grossman	2	Matt Hasselbeck*	1	Matt Moore	1
Aaron Brooks	2	Carson Palmer	2	Tommy Maddox	1	Vinny Testaverde	1
Mark Brunell	2	Kyle Boller	1	Eli Manning	1		
Jeff Garcia	2	Drew Brees	1	Josh McCown	1		

\*Postseason (1)



SAM HURD

6-2 • 205 • 4/24/85  
 Northern Illinois • FA for '06  
 NFL: 3rd Year • Cowboys: 3rd Year  
 Games/Starts: 2007-16/2; Career-31/4;  
 Postseason: 2007-1/0; Career-2/0.



**PRO:** Sam Hurd took full advantage of training camp injuries to Patrick Crayton, Terry Glenn and Terrell Owens and impressed coaches enough to earn a spot on the active roster as a rookie free agent in 2006. He earned two starts in multiple receiver sets but spent most of his rookie season on special teams. He returned in 2007 and was the club's third receiver through the season after Glenn underwent two knee surgeries in the pre-season. Hurd will continue developing into a receiving threat in his third season while also providing Dallas special teams units with a consistent and capable coverage man.

TRANSACTION SUMMARY:

5/1/06: Signed with Dallas as a rookie free agent.

2007:

- Again aided by injuries to the receiving corps, played in all 16 games with two starts as the team's full-time third receiver.
- Finished the year with 19 catches for 314 yards - both career-highs - and his first career touchdown reception.
- Was also sixth on Dallas's coverage units with 15 tackles.
- Had his first career touchdown on a career-long 51-yard catch in the season-opener against the N.Y. Giants (9/9).
- Helped Dallas remain undefeated with a tipped ball on an onside kick that was recovered by Tony Curtis leading to the game-winning field goal at Buffalo (10/8).
- Started at receiver in place of Crayton (ankle) and had a catch for eight yards against the N.Y. Jets (12/22).
- Had a season-best three catches at Carolina (12/22).
- In the season finale at Washington (12/30), led the team with a season-best 64 yards on a season-high tying three catches.

2006:

- One of just three rookie free agents to make the roster out of training camp and played in 15 games with two starts.
- Saw most of his action on special teams, finishing third with 16 tackles.
- Made his NFL debut on Sunday night against Washington (9/17).
- Logged his first career reception against Houston (10/15) on a 33-yard pass from Tony Romo.
- Following the Sunday night win at Carolina (10/29), earned NFC Special Teams Player of the Week honors after forcing and recovering a fumble on a kickoff return to set Dallas up at the Panthers 14-yard line.
- With Glenn nursing an injured quad, made his first career start at Arizona (11/12) and responded with 42 yards on four receptions, including two for first downs.
- At the N.Y. Giants (12/3), recovered a fumble by Mathias Kiwanuka following an interception of Romo to set Dallas up to score its first touchdown of the game.

- Made his second career start against New Orleans (12/10) when the club opened in a four-receiver set.

**COLLEGE:**

- Finished his career at Northern Illinois in the top-five in three receiving categories: second in career receiving yards (2,322), third in career receiving touchdowns (21), and tied for fifth in career receptions (143).
- Broke the single-game school record with 266 receiving yards against Central Michigan.
- After his senior season in 2005, was named Honorable Mention SportsIllustrated.com All-America and first-team coaches All-Mid American Conference.
- Started all 12 games and recorded 65 catches for 1,074 yards and 13 touchdowns.
- As a junior, played in 10 games and finished with 27 receptions for 298 yards and three touchdowns.
- Played in 12 games, including seven starts, and had 29 catches for 438 yards and two touchdowns as a sophomore.
- Played in 12 games as a true freshman in 2002, including two starts, and finished with 22 catches for 512 yards and three touchdowns.

**PERSONAL:**

- Samuel George Hurd earned several accolades after his prep career at Brackenridge High School in San Antonio, Texas, where he was a three-sport letterman – three years in basketball and two in track.
- As a senior, had 60 receptions for 1,639 yards and 23 touchdowns.
- Was a pre-communications major at Northern Illinois.
- 2006 Dallas Cowboys Rookie Club.
- Dallas Cowboys Early Thanksgiving Day Meal at The Salvation Army.
- Dallas Cowboys Youth Football Camps.
- 2008 Sam Hurd Charity Celebrity Weekend benefiting San Antonio Kids Exchange, Davis Scott YMCA, The Autism Society of Greater San Antonio and the Boys & Girls Clubs of San Antonio.
- Annual team Holiday Hospital Visits.
- Salvation Army Angel Tree Christmas Program.
- Happy Hill Farm Kickoff Luncheon and Cookbook.


**HURD'S COWBOYS TOTALS**

Year Team	GP-GS	RECEIVING					TD	SPECIAL TEAMS						
		No	Yds	Avg	Long	BP		BFG	BXP					
2006 Dallas	15-2	5	75	15.0	33	0	7	9	16	1	1	0	0	0
2007 Dallas	16-2	19	314	16.5	51t	1	8	7	15	1	0	0	0	0
<b>Totals</b>	<b>31-4</b>	<b>24</b>	<b>389</b>	<b>16.2</b>	<b>51t</b>	<b>1</b>	<b>15</b>	<b>16</b>	<b>31</b>	<b>2</b>	<b>1</b>	<b>0</b>	<b>0</b>	<b>0</b>
<b>Playoffs</b>														
2006 Dallas	1-0	0	0	0.0	0	0	0	0	0	0	0	0	0	0
2007 Dallas	1-0	0	0	0.0	0	0	0	0	0	0	0	0	0	0
<b>Totals</b>	<b>2-0</b>	<b>0</b>	<b>0</b>	<b>0.0</b>	<b>0</b>	<b>0</b>	<b>0</b>	<b>0</b>	<b>0</b>	<b>0</b>	<b>0</b>	<b>0</b>	<b>0</b>	<b>0</b>

**HURD'S GAME-BY-GAME****RECEIVING**


Game	2006 (Dallas)					Game	2007 (Dallas)				
	No	Yds	Avg	Long	TD		No	Yds	Avg	Long	TD
L- @ Jac 9/10			Inactive			W- NYG 9/9	1	51	51.0	51t	1
W- Was 9/17						W- @ Mia 9/16	2	18	9.0	10	0
W- @ Ten 10/1						W- @ Chi 9/23	1	25	25.0	25	0
L- @ Phi 10/8						W- STL 9/30	1	4	4.0	4	0
W- Hou 10/15	1	33	33.0	33	0	W- @ Buf 10/8	1	22	22.0	22	0
L- NYG 10/23						L- NE 10/14					
W- @ Car 10/29						W- Min 10/21					
L- @ Was 11/5						W- @ Phi 11/4					
W- @ Ari 11/12	4	42	10.5	16	0	W- @ NYG 11/11	2	21	10.5	12	0
W- Ind 11/19						W- Was 11/18	2	28	14.0	15	0
W- TB 11/23						W- NYJ 11/22	1	8	8.0	8	0
W- @ NYG 12/3						W- GB 11/29					
L- NO 12/10						W- @ Det 12/9	2	23	11.5	16	0
W- @ Atl 12/16						L- Phi 12/16					
L- Phi 12/25						W- @ Car 12/22	3	50	16.7	24	0
L- Det 12/31						L- @ Was 12/30	3	64	21.3	36	0
<b>Totals</b>	<b>5</b>	<b>75</b>	<b>15.0</b>	<b>33</b>	<b>0</b>	<b>Totals</b>	<b>19</b>	<b>314</b>	<b>16.5</b>	<b>51t</b>	<b>1</b>
<b>Playoffs</b>											
L- @ Sea 1/6/07						L- NYG 1/13/08					





# BRADIE JAMES

6-2 • 245 • 1/17/81  
 Louisiana State • D-4 for '03 (103rd overall)  
 NFL: 6th Year • Cowboys: 6th Year  
 Games/Starts: 2007-16/16; Career-78/50;  
 Postseason: 2007-1/1; Career-3/2.



**PRO:** While developing into one of the NFL's most productive middle linebackers, Bradie James has also become a leader for the Dallas Cowboys – both on the field and in the locker room. Selected as a defensive captain by his teammates in 2007, James was a key performer in a defense that helped Dallas tie the club record for regular season victories (13), while bringing home its first division title since 1998. James enters his fourth season as the starting strongside inside linebacker in the 3-4 scheme after having led the Cowboys in tackles for the past three years. In 2008 he will be teamed with seasoned veteran Zach Thomas to form one of the NFL's top tandems at the middle linebacker position. His size, strength and instincts make him one of the more devastating tacklers in the NFL, and he has averaged 123.7 tackles-per-season since taking over as a starter. Drafted in the fourth round of the 2003 NFL Draft, he backed up Pro Bowl outside linebacker Dexter Coakley in the 4-3 scheme in his first two seasons and showed solid playmaking ability as a standout special teams performer in 2003 and 2004. James should be a key figure for many years in one of the NFL's most promising and productive defenses. He is a dedicated professional who understands and embraces his leadership role on the team.

### TRANSACTION SUMMARY:

**9/20/06:** Signed a five-year contract extension with Dallas through 2011.  
**4/2/03:** Drafted in the third round (103rd overall) by Dallas.

### 2007:

- Elected by his teammates as the defensive captain for the 2007 season.
- Was the team leader in tackles for the third straight year, posting 130 stops and producing his third straight season of at least 100 tackles.
- Finished with seven double-digit tackle games and led or tied for the team lead in tackles eight times.
- Tied for fourth on the team with a career-high three sacks.
- Helped the defensive unit finish the season ninth in the NFL (fourth in the NFC) in total defense after allowing an average of 307.6 yards-per-game.
- The club was also sixth in the NFL in defense against the run (third in the NFC) as the Cowboys allowed an average of 94.6 yards-per-game on the ground.
- Opened the season by leading the team in tackles (10) in the Sunday night win over the N.Y. Giants (9/9).
- At Miami (9/16), led the team with eight tackles and recorded his first sack since at Philadelphia (11/4/05).
- At Chicago (9/23), led the team in tackles with 11 stops.
- Against St. Louis (9/30), was the team leader in tackles (11) for the third straight week as the Rams offense was held to 187 total yards and no points.
- In the last second win at Buffalo (10/8), tied for the team lead in tackles with nine stops and added a quarterback pressure as the defense held the Bills offense without a touchdown.
- Against Minnesota (10/21), led the team with 11 tackles and added his second sack of the season. Also had a fumble recovery that was forced by Jason Hatcher and led to a field goal and a 10-point Dallas lead.
- At Philadelphia (11/4), had five solo stops (one for a loss of five-yards) and recovered a fumble on the opening drive.
- Tied for the team lead in tackles with a season-high 12 stops in the win at the N.Y. Giants (11/11).
- With four stops in the win over Green Bay (11/29), surpassed 100 tackles for the season – marking his third consecutive 100-tackle season.
- Against Philadelphia (12/16), picked up his third sack of the season, setting a single-season career-best.
- Registered his 400th career tackle in the win at Carolina (12/22).

### 2006:

- Was the team leader in tackles for the second straight year with a career-high 132 tackles.
- Had at least 10 tackles in seven games and led the team or tied for the team lead in tackles nine times.
- Ranked fourth on the team (first among linebackers) with nine pass breakups.
- In the home-opening win over Washington (9/17), tied for the team lead with six tackles and broke up a pass while helping limit the Redskins to one field goal.
- In the 45-14 win at Tennessee (10/1), had his first career interception and returned it 15 yards for his first career touchdown. Also had six tackles, a tackle for a loss and forced a fumble that the Titans recovered.
- Led the team with 11 tackles in the 34-6 win over Houston (10/15). Also broke up a pass, which Greg Ellis intercepted, setting up a Dallas touchdown drive.
- In the Monday night loss to the N.Y. Giants (10/23), had five tackles and recovered his first career fumble.
- At Carolina (10/29), led the team with 11 tackles, as the Panthers were held to 204 total yards, including just 50 rushing yards by DeShaun Foster.
- At Arizona (11/12), recorded a season-high 13 tackles to lead the team in tackles for the fourth time in 2006. Also deflected two passes.
- In the victory over previously undefeated Indianapolis (11/19), tied for the team lead with seven tackles and recovered a fumble when Peyton Manning was sacked by Jay Ratliff. Also had two tackles for a loss. In the

first quarter, he tackled Marvin Harrison and forced a fumble, which Ratliff recovered. Helped limit the Colts to a season-low 14 points.

- In the Thanksgiving Day win over Tampa Bay (11/23), had a team-high 12 tackles.
- In the wild card loss at Seattle (1/6/07), led Dallas with 12 tackles and helped limit Shaun Alexander to 69 yards on 24 carries (2.9 yards-per-carry).

#### 2005:

- Enjoyed a breakout year, making the transition from special teams player to starting middle linebacker to lead the Cowboys with 109 tackles.
- Led the team in tackles in seven of the 16 regular season games and finished third with four tackles for a loss.
- Also registered the first 2.5 sacks of his career, which ranked fourth on the club.
- In the season opener at San Diego (9/11), made his first start at inside linebacker in the 3-4 scheme and recorded five tackles and a quarterback pressure.
- In the win over Philadelphia (10/9), led the team with five tackles and broke up a pass in the end zone. The Eagles were limited to 129 total yards, including 19 rushing yards, the fourth-lowest rushing total ever by a Dallas opponent.
- In the last-minute loss at Seattle (10/23), recorded his first career sack, a seven-yard trap of Matt Hasselbeck that ended a Seahawks drive in the second quarter. Also tipped a pass that turned into a Terence Newman interception in Seattle's opening drive.
- In the Monday night win at Philadelphia (11/14), led the team with a career-high 15 tackles, the highest single-game total of the season by a Cowboy. Also added a sack in the red zone in the fourth quarter, forcing the Eagles to kick a field goal. On the game's pivotal play, Roy Williams intercepted Donovan McNabb, and James blocked McNabb to clear a path for Williams to score a touchdown.
- In the win over Detroit (11/20), had eight tackles to lead the team for the second straight week.
- At the N.Y. Giants (12/4), led the team with 10 tackles, his second game of the season with at least 10 tackles, and also had a tackle for a loss.
- At Washington (12/18), led the team with 12 tackles, his second-best total in a game in 2005 and his third game in six weeks with at least 10 tackles.

#### 2004:

- Continued to showcase his defensive abilities while being primarily used as a solid and productive special teams performer.
- Also split some time at weakside linebacker with Coakley.
- Finished the year with 38 tackles, two quarterback pressures, and a pass deflection.
- Led the team with a career-high 24 special teams stops, the most by a Cowboy since Charlie Williams had 26 in 1997.
- Helped limit opponents to a league-low 17.5 yards-per-kickoff return.
- In the season opener at Minnesota (9/12), split time with Coakley and finished second on the team with a season-high eight tackles.
- Against Cleveland (9/19), logged three special teams tackles and helped limit the Browns to a 7.0-yard average on three kickoff returns.
- Made his first NFL start at Green Bay (10/24) when the Packers opened in a two-tight end formation and finished the game with seven tackles.
- Made his second career start at Baltimore (11/21) and posted three tackles. Also tied for the team lead with three special teams stops against the Ravens.
- Against Chicago (11/25) on Thanksgiving Day, had three special teams tackles and helped limit the Bears to a 15.5-yard average on four kickoff returns.
- In Dallas's come-from-behind victory in a Monday night game at Seattle (12/6), was second on the team with three special teams stops and deflected his first career pass.

#### 2003:

- As a rookie, was a backup linebacker and became a prominent special teams player.
- Finished fourth on the team with 16 special teams tackles.
- Inactive the first two games of the year.
- Made NFL debut at the N.Y. Jets (9/28) and had two special teams tackles.
- At Detroit (10/19), played on defense for the first time and recorded a fourth quarter tackle.
- Against Carolina (11/23), forced a fumble on the opening kickoff, which Roy Williams recovered and returned to the Panthers 18-yard line. Dallas kicked a field goal and went on to win, 24-20.
- At Washington (12/14), led the team with three special teams stops, including one on a Redskins fake punt.

#### COLLEGE:

- A two-time All-SEC selection as a linebacker at LSU.
- After his senior year in college, was named a National Scholar Athlete by the National Football Foundation and was a member of the SEC Academic Honor Roll. Was also a member of the SEC Academic Honor Roll.
- Finished second on the school's all-time tackle list with 418 career stops, including 33 tackles for a loss.
- Also had 29 quarterback pressures, 14 sacks, eight pass deflections, four forced fumbles, two fumble recoveries and two interceptions.
- Played weakside linebacker his first three seasons and moved to middle linebacker as a senior, when he earned All-America and All-SEC honors.
- Set the LSU single-season tackle record with 154 stops as a senior.
- As a junior, earned All-SEC honors after finishing second on the team with 113 tackles. LSU went 10-3 and won the SEC title and Sugar Bowl.
- As a sophomore, earned second-team All-SEC honors after finishing second on the team and third in the conference with 110 tackles. Led the team with five sacks.

#### PERSONAL:

- Bradie Gene James attended West Monroe, La., High School.
- Earned Parade All-America honors as well as all-state, class 5A defensive MVP and district defensive MVP honors after recording 136 tackles, five sacks and three fumble recoveries as a senior.

- Helped lead West Monroe to a state championship and made Louisiana *Football Magazine's* All-Louisiana team, the *New Orleans Times Picayune's* Top-20 blue chip list and the *Atlanta Journal-Constitution's* Super Southern 100 list.
- Graduated from LSU with a degree in criminology.
- NFL Business Management and Entrepreneurial Program, attending the Kellogg School of Management at Northwestern University.
- 2003 Dallas Cowboys Rookie Club.
- 2006 National Read Across America event celebrating Dr. Seuss's birthday at an Arlington Boys & Girls Club.
- Dallas Cowboys Draft Day/Fan Appreciation Party.
- Guest Speaker on childhood obesity event hosted by Nike.
- Elementary School Career Day guest speaker.
- Bradie James Football camp for youths in hometown – Monroe, La.
- Taste of the NFL: The Ultimate Dallas Cowboys Tailgate Party for North Texas Food Bank.
- 2007 Habitat for Humanity Build at Texas Stadium with Bank of America.
- 2008 Dallas Cowboys Fitness Zone Dedication.
- Dallas Cowboys Early Thanksgiving Day Meal at The Salvation Army.
- 2008 Keynote Speaker at WFAA/Dale Hansen Scholar Athlete Banquet.
- 2008 Children's Cancer Fund Fashion Show.
- Annual team Holiday Hospital Visits.
- Salvation Army Angel Tree Christmas Program.
- Happy Hill Farm Kickoff Luncheon and Cookbook.



**MISSION:** Foundation56 seeks to support and devote resources to changing and saving communities and lives. Through its signature programs, Soul Survivors, a program designed to create breast cancer awareness, promote early detection and provide screening opportunities; and The James Gang, youth-centered initiatives that encourage positive youth development, Foundation56 aims to make a difference.

[www.foundation56.org](http://www.foundation56.org)

**JAMES'S COWBOYS TOTALS**

Year Team	GP-GS	DEFENSE								INTERCEPTIONS				FUMBLES REC					
		ST	AT	TT	Sks-Yds	Tkl/Ls	QB Prs	PBU	FF	No	Yds	Avg	Lg	TD	No	Yds	Avg	Lg	TD
2003 Dallas	14-0	1	0	- 1	0.0(0)	0(0)	0	0	1	0	0	0	0	0	0	0	0	0	0
2004 Dallas	16-2	24	14	- 38	0.0(0)	0(0)	2	1	0	0	0	0	0	0	0	0	0	0	0
2005 Dallas	16-16	72	37	- 109	2.5(-9)	4(-6)	2	4	0	0	0	0	0	0	0	0	0	0	0
2006 Dallas	16-16	67	65	- 132	0.0(0)	3(-10)	1	9	2	1	15	15.0	15t	1	1	0	0	0	0
2007 Dallas	16-16	80	50	- 130	3.0(-16)	3(-9)	3	0	0	0	0	0	0	0	3	1	0.3	1	0
<b>Totals</b>	<b>78-50</b>	<b>244</b>	<b>166</b>	<b>- 410</b>	<b>5.5(-25)</b>	<b>9(-22)</b>	<b>8</b>	<b>14</b>	<b>3</b>	<b>1</b>	<b>15</b>	<b>15.0</b>	<b>15t</b>	<b>1</b>	<b>4</b>	<b>1</b>	<b>0.3</b>	<b>1</b>	<b>0</b>

Playoffs		DEFENSE								INTERCEPTIONS				FUMBLES REC					
Year Team	GP-GS	ST	AT	TT	Sks-Yds	Tkl/Ls	QB Prs	PBU	FF	No	Yds	Avg	Lg	TD	No	Yds	Avg	Lg	TD
2003 Dallas	1-0	0	0	- 0	0.0(0)	0(0)	0	0	0	0	0	0.0	0	0	0	0	0.0	0	0
2006 Dallas	1-1	9	3	- 12	0.0(0)	0(0)	0	0	0	0	0	0.0	0	0	0	0	0.0	0	0
2007 Dallas	1-1	3	3	- 6	0.0(0)	0(0)	0	0	0	0	0	0.0	0	0	0	0	0.0	0	0
<b>Totals</b>	<b>3-2</b>	<b>12</b>	<b>6</b>	<b>- 18</b>	<b>0.0(0)</b>	<b>0(0)</b>	<b>0</b>	<b>0</b>	<b>0</b>	<b>0</b>	<b>0</b>	<b>0.0</b>	<b>0</b>	<b>0</b>	<b>0</b>	<b>0</b>	<b>0.0</b>	<b>0</b>	<b>0</b>

Year Team	SPECIAL TEAMS								SINGLE-GAME BESTS			
	Solo	Ast	Tot	FF	FR	BP	BFG	BXP	Tackles – 15 at Philadelphia, 11/14/05 Postseason – 12 at Seattle, 1/6/07			
2003 Dallas	6	10	- 16	1	0	0	0	0				
2004 Dallas	6	18	- 24	0	0	0	0	0				
2005 Dallas	1	1	- 2	0	0	0	0	0				
2006 Dallas	0	0	- 0	0	0	0	0	0				
2007 Dallas	0	0	- 0	0	0	0	0	0				
<b>Totals</b>	<b>13</b>	<b>29</b>	<b>- 42</b>	<b>1</b>	<b>0</b>	<b>0</b>	<b>0</b>	<b>0</b>				

**JAMES'S GAME-BY-GAME DEFENSE**

2003 (Dallas)										2003 (Dallas) cont.									
Game	ST	AT	TT	Sks-Yds	Tkl/Ls	QB Prs	PBU	Game	ST	AT	TT	Sks-Yds	Tkl/Ls	QB Prs	PBU				
L- Atl 9/7				Inactive				W- Car 11/23											
W- @ NYG 9/15				Inactive				L- Mia 11/27											
W- @ NYJ 9/28								L- @ Phi 12/7											
W- Ari 10/5								W- @ Was 12/14											
W- Phi 10/12								W- NYG 12/21											
W- @ Det 10/19	1	0	- 1					L- @ NO 12/28											
L- @ TB 10/26								<b>Totals</b>	<b>1</b>	<b>0</b>	<b>- 1</b>								
W- Was 11/2								<b>Playoffs</b>											
W- Buf 11/9								L- @ Car 1/3/04	4	1	- 5	1.0(0)	1(-1)	1					
L- @ NE 11/16																			

## JAMES'S GAME-BY-GAME cont.

## DEFENSE

2004 (Dallas)						
Game	ST	AT	TT	Sks-Yds	Tkl/Ls	QB Prs PBU
L-@ Min 9/12	5	3	8			
W- Cle 9/19	0	2	2			1
W-@ Was 9/27	1	2	3			
L- NYG 10/10	1	1	2			
L- Pit 10/17	1	1	2			
L-@ GB 10/24	5	2	7			
W- Det 10/31	1	0	1			
L-@ Cin 11/7	1	0	1			1
L- Phi 11/15	5	0	5			
L-@ Bal 11/21	2	1	3			
W- Chi 11/25	1	0	1			
W-@ Sea 12/6						1
L- NO 12/12	0	1	1			
L-@ Phi 12/19	1	1	2			
L- Was 12/26						
L-@ NYG 1/2/05						
<b>Totals</b>	<b>24</b>	<b>14</b>	<b>38</b>			<b>2 1</b>

2005 (Dallas)						
Game	ST	AT	TT	Sks-Yds	Tkl/Ls	QB Prs PBU
W-@ SD 9/11	3	2	5			1
L- Was 9/19	1	2	3			
W-@ SF 9/25	2	3	5			
L-@ Oak 10/2	7	2	9			
W- Phi 10/9	5	0	5			1
W- NYG 10/16	3	1	4			1
L-@ Sea 10/23	4	0	4	1.0(-7)		1
W- Ari 10/30	7	0	7	0.5(-1)	1(-1)	1
W-@ Phi 11/14	10	5	15	1.0(-1)		
W- Det 11/20	4	4	8		1(-3)	
L- Den 11/24	1	2	3			
L-@ NYG 12/4	7	3	10		1(-1)	
W- KC 12/11	4	1	5			1
L-@ Was 12/18	5	7	12			
W-@ Car 12/24	5	4	9			
L- STL 1/1/06	4	1	5		1(-1)	
<b>Totals</b>	<b>72</b>	<b>37</b>	<b>109</b>	<b>2.5(-9)</b>	<b>4(-6)</b>	<b>2 4</b>

2006 (Dallas)						
Game	ST	AT	TT	Sks-Yds	Tkl/Ls	QB Prs PBU
L-@ Jac 9/10	3	3	6			
W- Was 9/17	2	4	6			1
W-@ Ten 10/1	2	4	6			1
L-@ Phi 10/8	1	5	6			2
W- Hou 10/15	5	6	11			1
L- NYG 10/23	4	1	5			
W-@ Car 10/29	5	6	11			
L-@ Was 11/5	1	2	3			
W-@ Ari 11/12	7	6	13			2
W- Ind 11/19	6	1	7			
W- TB 11/23	6	6	12			2(-6)
W-@ NYG 12/3	6	4	10			1 1
L- NO 12/10	6	4	10			1
W-@ Atl 12/16	3	3	6			
L- Phi 12/25	3	4	7			
L- Det 12/31	7	6	13			
<b>Totals</b>	<b>67</b>	<b>65</b>	<b>132</b>			<b>3(-10) 1 9</b>

Playoffs		
L-@ Sea 1/6/07	9	3-12

2007 (Dallas)						
Game	ST	AT	TT	Sks-Yds	Tkl/Ls	QB Prs PBU
W- NYG 9/9	6	3	9			
W-@ Mia 9/16	6	2	8	1.0(-9)		
W-@ Chi 9/23	6	5	11			
W- STL 9/30	5	6	11			
W-@ Buf 10/8	5	4	9			1
L- NE 10/14	5	5	10			
W- Min 10/21	7	4	11	1.0(0)		
W-@ Phi 11/4	5	0	5			1(-5)
W-@ NYG 11/11	9	3	12			
W- Was 11/18	2	4	6			1
W- NYJ 11/22	2	2	4			
W- GB 11/29	3	1	4			
W-@ Det 12/9	4	6	10			1(-1)
L- Phi 12/16	4	1	5	1.0(-7)		1
W-@ Car 12/22	3	1	4			
L-@ Was 12/30	8	3	11			1(-3)
<b>Totals</b>	<b>80</b>	<b>50</b>	<b>130</b>	<b>3.0(-16)</b>	<b>3(-9)</b>	<b>3</b>

Playoffs		
L- NYG 1/13/08	3	3-6



# MIKE JENKINS

5-10 • 190 • 3/22/85  
 South Florida • D-1b for '08 (25th overall)  
 NFL: Rookie • Cowboys: Rookie



**COLLEGE:** The Dallas Cowboys grabbed one of the nation's premier shutdown cornerbacks when they drafted Mike Jenkins with their second pick in the first round (25th overall) of the 2008 NFL Draft. Jenkins will be another key piece to the Cowboys defensive backfield and will team with a pair of experienced veterans in Pro Bowler Terence Newman and Anthony Henry. Jenkins started 40 of the 48 games he played at South Florida and racked up 133 tackles with six for losses, five forced fumbles and 41 pass breakups with six interceptions. He left USF atop the record books with 47 career passes defended and seventh in school history with six interceptions. At the end of his collegiate career, Jenkins burst onto the scene as a dangerous kick-off return man, taking the first kickoff of his senior year 100 yards for a touchdown to set a school mark.

**TRANSACTION SUMMARY:**

**4/26/08:** Drafted in the first round (25th overall) by Dallas.

**2007:**

- Was a first-team All-America selection by the American Football Coaches Association and second-team by Rivals.com.
- Earned All-Big East first-team honors and was invited to play in the Senior Bowl and East-West Shrine Game.
- Was a finalist for the Thorpe Award, finishing with career-highs in tackles (41), interceptions (three) and tackles for losses (four) to go along with 12 pass breakups.
- Started all 13 games at right cornerback and was part of a secondary that was eighth in the nation in pass efficiency defense and 34th in pass defense (212.1 yards-per-game).
- Took over kickoff return duties late in the season and returned his first kickoff 100 yards for a touchdown – against Cincinnati – to tie a Big East record and set a USF single-game record with 192 kickoff return yards.
- Opened the season against Elon College with four pass deflections, four solo tackles and a pair of stops behind the line of scrimmage.
- Notched a season-best six tackles, including one for a loss, with an interception against Central Florida.

**2006:**

- Started 12 of the 13 games he played, missing a start in the bowl game, and led the team with a career-high 15 pass breakups.
- Added 27 tackles, an interception, a forced fumble and a fumble recovery to be ranked the 19th-best cornerback in the nation by *The Sporting News*.
- Returned two kickoffs for 27 yards.
- Had season-bests with four tackles and three breakups in a win at Central Florida.
- Had three breakups in the Papajohns.com Bowl win over East Carolina.

**2005:**

- Was a second-team All-Big East selection, starting all 12 games at right cornerback.
- Had 38 tackles, two interceptions – in back-to-back wins – two forced fumbles and five pass breakups.
- Part of a secondary that helped the defense rank sixth in the nation in pass defense (165.4 yards-per-game).
- Added a punt return for 27 yards.
- Logged a season-high six tackles at Pittsburgh and against Cincinnati.
- Closed the season with a tackle and a deflection against North Carolina State in the Meineke Car Care Bowl.

**2004:**

- Played in 10-of-11 games with three starts at left cornerback but was slowed through the season by an ankle injury.
- Spent most of his time at cornerback with spot duty at safety, finishing with 27 tackles, nine pass breakups and two forced fumbles.
- Blocked and recovered his first career punt in the season opener against Tennessee Tech.
- Logged a season-best five tackles at Cincinnati.

**PERSONAL:**

- Was a standout safety, earning *SuperPrep* All-America honors as a senior at Bradenton, Fla., Southeast High School.
- In 2002, named first-team Class 3A All-State and selected by the *Sarasota Herald Tribune* as its Defensive Player of the Year after recording 42 tackles, two interceptions, one forced fumble, one fumble recovery, two blocked punts and two blocked field goals.
- Also played running back and led the team with 859 yards and 11 touchdowns in 2002.
- Born in Newenburg, Germany.
- Has a son, Mekhi.

**JENKINS' SOUTH FLORIDA TOTALS**

Year	GP-GS	DEFENSE								INTERCEPTIONS				FUMBLES REC					
		ST	AT	TT	Sks-Yds	Tkl/Ls	QB Prs	PBU	FF	No	Yds	Avg	Lg	TD	No	Yds	Avg	Lg	TD
2004	10-3	19	8	-	27	0.0(0)	0(0)	0	9	2	0	0	0	0	0	0	0	0	0
2005	12-12	33	5	-	38	0.0(0)	1(-4)	0	5	2	2	0	0	0	0	0	0	0	0
2006	13-12	18	9	-	27	0.0(0)	1(-5)	0	15	1	1	0	0	0	0	0	0	0	0
2007	13-13	31	10	-	41	0.0(0)	4(-17)	1	12	0	3	41	13.7	38	0	0	0	0	0
<b>Totals</b>	<b>48-40</b>	<b>101</b>	<b>32</b>	<b>-</b>	<b>133</b>	<b>0.0(0)</b>	<b>6(-26)</b>	<b>1</b>	<b>41</b>	<b>5</b>	<b>6</b>	<b>41</b>	<b>6.8</b>	<b>38</b>	<b>0</b>	<b>1</b>	<b>0</b>	<b>0</b>	<b>0</b>
Year		PUNT RETURNS					KICKOFF RETURNS												
		No	Yds	Avg	Long	TD	No	Yds	Avg	Long	TD								
2004		1	4	4.0	4	0	0	0	0.0	0	0								
2005		1	27	27.0	27	0	0	0	0.0	0	0								
2006		0	0	0.0	0	0	2	27	13.5	15	0								
2007		0	0	0.0	0	0	7	213	30.4	100	1								
<b>Totals</b>		<b>2</b>	<b>31</b>	<b>10.5</b>	<b>27</b>	<b>0</b>	<b>9</b>	<b>240</b>	<b>26.7</b>	<b>100</b>	<b>1</b>								


**ADDITIONAL STATISTICS**

Blocked Kicks – 2004 (1).



# BRAD JOHNSON

6-5 • 235 • 9/13/68  
 Florida State • FA for '07  
 NFL: 17th Year • Cowboys: 2nd Year  
 Games/Starts: 2007-16/0; Career-161/122;  
 Postseason: 2007-1/0; Career-8/7.



**PRO:** The Cowboys acquired a veteran quarterback with playoff and Super Bowl experience when they signed Brad Johnson on March 6, 2007. An efficient passer, Johnson gave the Cowboys a viable backup in 2007 who also helped Tony Romo settle into the role as the club's full time starter while also working with rookie free agent Richard Bartel. Johnson is again slated as the backup coming into the 2008 season, as his 61.8 completion percentage ranks sixth in NFL history among quarterbacks with over 3,000 career attempts. He is tied with Jim Plunkett and Darlye Lamonica for 52nd on the NFL's all-time touchdown passing list. Through the 2006 season, Johnson's teams were 71-51 when he started (.582 winning percentage), and he didn't throw an interception in 48 of those starts. He also holds the league record for consecutive seasons with a completion percentage over 60.0 (11). Johnson made the Pro Bowl in 1999 and 2002, and he has led Minnesota, Tampa Bay, and Washington to the playoffs as the starting quarterback. He led Tampa Bay to its first Super Bowl appearance and title in 2002. He was a ninth-round pick (227th overall) by the Vikings in the 1992 NFL Draft.

## PRO BOWLS



### TRANSACTION SUMMARY:

- 3/6/07: Signed a three-year contract with Dallas as a free agent.
- 2/28/07: Released by Minnesota.
- 3/16/05: Signed by Minnesota.
- 3/1/05: Released by Tampa Bay.
- 3/5/01: Signed a five-year contract with Tampa Bay as a free agent.
- 2/15/99: Traded to Washington by Minnesota.
- 1/7/96: Re-signed by Minnesota.
- 4/27/92: Drafted in the ninth-round (227th overall) by the Minnesota Vikings.

### 2007:

- Played in all 16 regular season games and the club's Divisional Playoff Game as the backup quarterback and holder on field goals and PATs, seeing limited action under center in just five games.
- His first action at quarterback was at Chicago (9/23) on the final three plays.
- Saw extended action through the second half in the season finale at Washington (12/30) and recorded all of his season passing stats, completing seven-of-11 passes for 79 yards.

### 2006 (Minnesota):

- Started 14 of the 15 games he played in with the Vikings and extended his NFL record for consecutive seasons with a completion percentage over 60.0 to 11, finishing with a 61.5 percent completion rate.
- In nine of his 14 starts, completed over 60 percent of his passes while also moving into a tie with Plunkett and Lamonica for 50th place in NFL history with 165 touchdown passes.
- Had a season-high with 44 attempts at Buffalo (10/1), then had a season-high 76.5 percent completion rate against Detroit (10/8).
- Completed a season-best 27 passes and had season highs in yards (271), touchdowns (three), and passer rating (108.9) against Arizona (11/26).

### 2005 (Minnesota):

- Served as Daunte Culpepper's backup, but he took over as the starter after Culpepper injured his knee at Carolina (10/30).
- Led the team to a 7-2 record and completed 184-of-294 passes for 1,885 yards, 12 touchdowns, and four interceptions for the season.
- Had a league-low interception percentage of 1.4.
- Became the 51st player in league history to top 25,000 career passing yards, and he ended the season third in the conference with an 88.9 passer rating.
- Posted a passer rating over 100 in five of his nine starts, and the Vikings went 4-1 in those games.
- Threw an 80-yard touchdown pass to Koren Robinson on the Vikings opening play at Detroit (12/4), the second-longest pass play of his career and the seventh-longest in Vikings history.
- Moved into sixth in Vikings history with 56 career passing touchdowns and 22 wins as a starting quarterback.
- Made his 100th career start against Detroit (11/6).

### 2004 (Tampa Bay):

- Started the first four games of the season with Tampa Bay and completed 65-of-103 passes for 674 yards, three touchdowns and three interceptions.
- Threw for 309 yards, the 16th 300-yard passing game of his career, at Oakland (9/26).
- Was the emergency quarterback at New Orleans (10/10), then served as the backup the next four games before moving back to the third quarterback for six games.

### 2003 (Tampa Bay):

- Threw a career-high 26 touchdown passes, breaking his own team record, and set team records with 3,811 passing yards, 570 attempts, 354 completions – league best – and 3,844 total yards.
- Started 16 regular season games for the third time in his career and the second time with the Bucs.

- Tied the team record with four 300-yard passing games and set the team record with 160 consecutive pass attempts without a sack.
- Threw a touchdown pass in a team-record 11 consecutive games to start the season and set a team record with 18 consecutive completions, spanning the game at Philadelphia (9/8) through the game against Carolina (9/14).
- Had a team-record and career-best 61 attempts against the Panthers.
- Johnson accounted for 26 of the team's 32 offensive touchdowns and did not miss an offensive snap because of an injury during the season.
- Played his 100th career game in a start at Washington (10/12) and was 22-of-30 passing for 268 yards and four touchdowns with a 140.0 passer rating to win NFC Offensive Player of the Week honors. Teammate Simeon Rice won Defensive Player of the Week honors, marking the first time Buccaneers won both honors in the same week.

#### 2002 (Tampa Bay):

- Led the Buccaneers to the Super Bowl XXXVII title in the franchise's first Super Bowl appearance.
- Started 13 regular season games and all three playoff games and became the first Bucs quarterback to lead the NFC in passer rating, posting a 92.9 rating, which was also a team-record and a career-high.
- Passed for over 3,000 yards for the fourth time in six seasons and set team records for touchdown passes (22), completion percentage (62.3), and lowest interception percentage (1.3).
- Became the first player in team history to be named NFC Offensive Player of the Week twice in a season.
- En route to his second Pro Bowl selection, set a club record with 187 consecutive passes without an interception, a stretch that began against Chicago (12/16/01) and ended at Cincinnati (9/29/02).
- Tied for the fewest interceptions among qualified passers in the NFC with six and did not throw an interception in November, attempting 126 consecutive passes before throwing one at New Orleans (12/1) in the beginning of the fourth quarter.
- Threw for 250-or-more yards eight times and completed over 70 percent of his passes four times.
- On his sixth pass of the game against St. Louis (9/23), set the team record for consecutive passes without an interception when he made his 153rd attempt dating to Dec. 16, 2001, against Chicago. That streak was snapped two passes later when Brian Simmons intercepted his pass.
- Threw five touchdown passes against Minnesota (11/3) to tie Steve DeBerg's club record for a game.
- Logged his 100th career touchdown pass in the Vikings game.
- After missing two games with a back contusion, returned in the NFC Divisional Playoff game against San Francisco (1/12/03) to set a career playoff high with two touchdown passes.
- In the NFC Championship game at Philadelphia (1/19/03), threw for a club playoff record 259 yards, including a career playoff-best 71-yard pass.

#### 2001 (Tampa Bay):

- Established single-season team passing records with 3,406 yards, 340 completions, and 540 attempts.
- Completed at least 50 percent of his passes in 13 of the 16 games, set a single-game club record with 40 completions and tied the club record with 56 attempts against Chicago (11/18).
- Had a season-best 399 passing yards against the Bears.
- Threw 50-or-more passes in three games: at Tennessee (10/14), against Chicago (11/18) and against Detroit (12/9).

#### 2000 (Washington):

- Started 11 of the 12 games he played in for the Redskins.
- Finished second in the NFL and first in the NFC with a 65.5 percent completion rate on third down.
- Had a career-best 145.8 quarterback rating at the N.Y. Giants (9/24), completing 14-of-20 passes for 289 yards and two touchdowns.
- Strained his left medial collateral ligament in the middle of the fourth quarter against Tennessee (10/30) and did not play the next three games.

#### 1999 (Washington):

- Started 16 games in the regular season for the first time in his career and two in the playoffs.
- Earned a Pro Bowl selection after throwing for a career-best 4,005 yards and setting then career-bests in all passing categories.
- His 316 completions set a team record, topping Joe Theismann's mark of 293 in 1981, and his 4,005 passing yards were second in team history.
- In his first start as a Redskin, threw for a then career-high 382 yards against Dallas (9/12).
- Led the Redskins back from a 21-0 deficit – the biggest come-from-behind win in franchise history – to Carolina (10/3), completing 20-of-33 passes for 337 yards and a career-high-tying four touchdowns to earn NFC Offensive Player of the Week honors for the second time in three weeks.
- Passed for a franchise record 471 yards at San Francisco (12/26), completing 32-of-47 passes with two touchdowns, and also rushed for a touchdown.

#### 1998 (Minnesota):

- Returned as Minnesota's starting quarterback after suffering a season-ending neck injury in 1997, but he started only two games because of injuries.
- Helped the Vikings set an NFL record with 556 points.
- Started the first two games of the season, completing 33-of-56 passes for 397 yards, five touchdowns, and three interceptions, but he fractured his leg at St. Louis (9/13).
- In the season-opening win against Tampa Bay (9/6), threw four touchdowns, including two to wide receiver Randy Moss, the first two touchdown receptions of Moss's career.
- Returned to the sidelines as Minnesota's emergency quarterback at Tampa Bay (11/1).

#### 1997 (Minnesota):

- Started 13 games before suffering a season-ending neck injury against Green Bay (12/1).
- Despite missing three games, tied for third in the NFC with 20 touchdown passes, was fourth in the NFC with an 84.5 passer rating, and fifth in the NFC with 3,036 passing yards.

- Completed 275-of-452 passes and had a career-long streak of 109 consecutive pass attempts without an interception, from Oct. 12 to Nov. 9.
- Set a team record with 15 consecutive games with a touchdown pass.
- Threw for a season-best 334 yards against Tampa Bay (9/14).
- In a 21-14 win over Carolina (10/12), became the only player in NFL history to throw a touchdown pass to himself when he caught his deflected pass and ran for a three-yard touchdown. The play won an ESPY award for the NFL Play of the Year, and it also won the Fan's Choice Award.
- Led the Vikings to three fourth quarter come-from-behind wins at Chicago (9/7), at Arizona (10/5) and against Chicago (11/9).

#### 1996 (Minnesota):

- Made his debut as the Vikings starting quarterback and started eight of the 12 regular season games he played and the wild card game at Dallas (12/28).
- Earned NFC Offensive Player of the Week honors twice and finished the season third in the NFL with an 89.4 passer rating.
- Tied for third in the NFC with 17 touchdown passes, and his 62.7 completion rate was then the second-highest in Vikings history and fourth in the league.
- In the season opener against Detroit (9/1), replaced an injured Warren Moon and threw his first career touchdown pass, hitting Cris Carter with 1:06 left to lead Minnesota to a 17-13 win.
- Made his first career start the next week at Atlanta (9/8) and earned NFC Offensive Player of the Week honors, completing a career-long 82-yard touchdown pass to Jake Reed at Oakland (11/17).
- Had a then career-high four touchdown passes against Arizona (12/1) in a 41-17 win. He logged a 152.4 quarterback rating against the Cardinals and earned NFC Offensive Player of the Week.
- Made his playoff debut in a wild card game at Dallas (12/28) and completed 15-of-27 passes for 208 yards, one touchdown, and two interceptions.

#### 1995 (Minnesota):

- Played for the London Monarchs of the World League and finished the spring leading the league with 194 completions, was second with 2,227 yards and 13 touchdowns.
- Saw time in five games for the Vikings.
- Made his season debut at Pittsburgh (9/24), and completed his only pass for 36 yards.

#### 1994 (Minnesota):

- Served as the backup to Moon and played in four games, the first of which came at Chicago (9/18) late in the fourth quarter. Completed all three of his passes, and led Minnesota to its final touchdown in the 42-14 win.

#### 1993 (Minnesota):

- Was the Vikings third quarterback for the first 10 games then was inactive for the final six.

#### 1992 (Minnesota):

- Was inactive for 15 games and dressed but did not play against Washington (10/25).

#### COLLEGE:

- Started one season and lettered four times at Florida State.
- As a senior in 1991, played in nine games, including one start, and finished 37-of-61 passing for 462 yards and five touchdowns.
- As a junior in 1990, began the season as the Seminoles starting quarterback but was replaced by Casey Weldon in the sixth game and finished the year with a career-high 1,136 yards with eight touchdowns, completing 109-of-163 passes.
- Saw limited time as a sophomore in 1989, completing seven-of-12 passes for 67 yards.
- As a redshirt freshman, played in every game as the team's holder and played in two games at quarterback.
- Also played two seasons for the Seminoles basketball team, starting 11 games as a freshman in 1987.

#### PERSONAL:

- James Brad Johnson was an All-America quarterback at Owen High School in Black Mountain, N.C.
- Was also an all-state basketball player on a team that featured former NBA center Brad Daugherty.
- Following the Super Bowl XXXVII win in 2002, the football field at Owen High School was renamed Brad Johnson Field, and he was honored with a pep rally and parade through his hometown.
- His wife, Nikki, was a standout volleyball player at the University of South Florida, and the couple has two sons, Max and Jake.
- Has been active with community outreach programs and charitable organizations, including Easter Seals, Ronald McDonald House, Muscular Dystrophy Association, Children's Miracle Network, Gillette Children's Hospital, Toys for Tots, and the United Way Hometown Huddle.
- Hosts a golf tournament fundraiser for the Ronald McDonald House in Tallahassee, Fla., and works with the Eblen Foundation in Asheville, N.C.
- Wrote "Play With Passion", a book published in 2004 that focuses on setting goals and overcoming obstacles.
- Also hosts the annual Brad Johnson Football Camp for youths aged 8-18.
- Annual team Holiday Hospital Visits.
- Salvation Army Angel Tree Christmas Program.
- Happy Hill Farm Kickoff Luncheon and Cookbook.



## B. JOHNSON'S NFL Totals

Year Team	GP-GS	CAREER PASSING									
		Att	Cmp	Pct	Yds	Yds/Att	TD	Int	Long	Sacks	Rating
1992 Minnesota	0-0	0	0	0	0	0	0	0	0	0/0	0.0
1993 Minnesota	0-0	0	0	0	0	0	0	0	0	0/0	0.0
1994 Minnesota	4-0	37	22	59.5	150	4.1	0	0	15	1/5	68.5
1995 Minnesota	5-0	36	25	69.4	272	7.6	0	2	39	2/18	68.3
1996 Minnesota	12-8	311	195	62.7	2,258	7.3	17	10	821	15/119	89.4
1997 Minnesota	13-13	452	275	60.8	3,036	6.7	20	12	56	26/164	84.5
1998 Minnesota	4-2	101	65	64.4	747	7.4	7	5	481	4/30	89.0
1999 Washington	16-16	519	316	60.9	4,005	7.7	24	13	651	29/177	90.0
2000 Washington	12-11	365	228	62.5	2,505	6.9	11	15	77	20/150	75.7
2001 Tampa Bay	16-16	559	340	60.8	3,406	6.1	13	11	47	44/269	77.7
2002 Tampa Bay	13-13	451	281	62.3	3,049	6.8	22	6	761	21/121	92.9
2003 Tampa Bay	16-16	570	354	62.1	3,811	6.7	26	21	761	20/111	81.5
2004 Tampa Bay	4-4	103	65	63.1	674	6.5	3	3	54	8/55	79.5
2005 Minnesota	15-9	294	184	62.6	1,885	6.4	12	4	801	23/134	88.9
2006 Minnesota	15-14	439	270	61.5	2,750	6.3	9	15	46	29/200	72.0
2007 Dallas	16-0	11	7	63.6	79	7.2	0	0	35	1/9	85.0
<b>Totals</b>	<b>161-122</b>	<b>4,248</b>	<b>2,267</b>	<b>53.4</b>	<b>28,627</b>	<b>6.7</b>	<b>164</b>	<b>117</b>	<b>821</b>	<b>243/1,562</b>	<b>76.0</b>
<b>Playoffs</b>											
1996 Minnesota	1-1	27	15	55.5	208	7.7	1	2	50	2/3	62.0
1999 Washington	2-2	63	35	55.5	323	5.1	1	3	30	5/46	55.2
2001 Tampa Bay	1-1	36	22	61.1	202	5.6	0	4	46	1/7	36.8
2002 Tampa Bay	3-3	98	53	54.1	670	6.8	5	3	71	1/9	79.9
2007 Dallas	1-0	0	0	0.0	0	0	0	0	0	0/0	0.0
<b>Totals</b>	<b>8-7</b>	<b>224</b>	<b>125</b>	<b>55.9</b>	<b>1,403</b>	<b>6.3</b>	<b>7</b>	<b>12</b>	<b>71</b>	<b>9/65</b>	<b>62.8</b>

Year Team	No	RUSHING			
		Yds	Avg	Long	TD
1994 Minnesota	2	-2	-1.0	-1	0
1995 Minnesota	9	-9	-1.0	3	0
1996 Minnesota	34	90	2.6	13	1
1997 Minnesota	35	139	4.0	28	0
1998 Minnesota	12	15	1.3	6	0
1999 Washington	26	31	1.2	2	2
2000 Washington	22	58	2.6	21	1
2001 Tampa Bay	39	120	3.1	21	3
2002 Tampa Bay	13	30	2.3	6	0
2003 Tampa Bay	25	33	1.3	13	0
2004 Tampa Bay	5	23	4.6	7	0
2005 Minnesota	18	53	2.9	16	0
2006 Minnesota	29	82	2.8	10	1
2007 Dallas	5	-5	-1.0	0	0
<b>Totals</b>	<b>275</b>	<b>658</b>	<b>2.4</b>	<b>28</b>	<b>8</b>

### SINGLE-GAME BESTS

<b>Attempts</b>	61 - vs. Carolina, 9/14/03	<b>Completion Pct.</b>	79.3 - vs. Green Bay, 10/7/01	<b>Long Pass Plays</b>	821 - at Oakland, 11/17/96
	56 - vs. Chicago, 11/18/01		78.8 - at Cincinnati, 12/20/01		801 - at Detroit, 12/4/05
	54 - vs. Detroit, 12/9/01		77.4 - at Baltimore, 9/15/02		771 - at Jacksonville, 10/22/00
	52 - vs. New Orleans, 9/8/02		77.4 - vs. Minnesota, 11/3/02		761 - at Atlanta, 10/6/02
	50 - at Tennessee, 10/14/01		76.4 - vs. Detroit, 10/8/06		761 - vs. Atlanta, 12/20/03
<b>Completions</b>	40 - vs. Chicago, 11/18/01	<b>Touchdowns</b>	5 - vs. Minnesota, 11/3/02	<b>Rushing Attempts</b>	7 - at Oakland, 11/17/96
	34 - vs. Carolina, 9/14/03		4 - six times, last vs. Atlanta, 12/20/03		7 - at Detroit, 12/8/96
	34 - vs. Atlanta, 12/20/03				
	33 - at Chicago, 9/7/97	<b>Interceptions</b>	4 - three times, last at Chicago, 12/3/06		
	32 - at San Francisco, 12/26/99		3 - four times, last vs. New England, 10/30/06		
<b>Yards</b>	471 - at San Francisco, 12/26/99				
	399 - vs. Chicago, 11/18/01				
	362 - vs. Dallas, 9/12/99				
	339 - vs. Carolina, 9/14/03				
	337 - vs. Carolina, 10/3/99				

## B. JOHNSON'S GAME-BY-GAME

Date	Opp	Att	Cmp	Yds	1994 (Minnesota)			Int	Sacks	Rating	W/L	Score
					Pct	TD	Long					
9/4	@ GB										L	10-16
9/11	Det										W	10-3
9/18	@ Chi	3	3	16	100	0	7	0	0/0	88.9	W	42-14
9/25	Mia										W	38-35
10/2	@ Ari										L	7-17
10/10	@ NYG	0	0	0	-	0	-	0	0/0	-	W	27-10
10/20	GB										W	OT 13-10
10/30	@ TB	5	5	30	100	0	9	0	0/0	91.7	W	36-13
11/6	NO										W	21-20
11/13	@ NE										L	OT 20-26
11/20	NYJ										L	21-31
11/27	TB										L	OT 17-20
12/1	Chi										W	OT 33-27
12/11	@ Buf										W	21-17
12/17	@ Det	29	14	104	48.3	0	15	0	1/5	57.3	L	19-41
12/26	SF										W	21-14
<b>Totals</b>		<b>37</b>	<b>22</b>	<b>150</b>	<b>59.4</b>	<b>0</b>	<b>15</b>	<b>0</b>	<b>1/5</b>	<b>68.5</b>		<b>10-6</b>

Playoffs													
1/1	Chi											L	18-35

Date	Opp	Att	Cmp	Yds	1995 (Minnesota)			Int	Sacks	Rating	W/L	Score
					Pct	TD	Long					
9/3	@ Chi										L	14-31
9/10	Det										W	20-10
9/17	Dal										L	OT 17-23
9/24	@ Pit	1	1	36	100	0	36	0	0/0	118.8	W	44-24
10/8	Hou										W	OT 23-17
10/15	@ TB										L	OT 17-20
10/22	@ GB	17	10	94	58.8	0	37	1	0/0	49.6	L	21-38
10/30	Chi										L	6-14
11/5	GB										W	27-24
11/12	@ Ari										W	OT 30-24
11/19	NO	7	5	70	71.4	0	39	0	0/0	103.3	W	43-24
11/23	@ Det										L	38-44
12/3	TB	0	0	0	-	0	-	0	1/10	-	W	31-17
12/9	Cle	11	9	72	81.8	0	24	1	1/8	56.1	W	27-11
12/18	@ SF										L	30-37
12/24	@ Cin										L	24-27
<b>Totals</b>		<b>36</b>	<b>25</b>	<b>272</b>	<b>69.4</b>	<b>0</b>	<b>39</b>	<b>2</b>	<b>2/18</b>	<b>68.3</b>		<b>8-8</b>

Date	Opp	Att	Cmp	Yds	1996 (Minnesota)			Int	Sacks	Rating	W/L	Score
					Pct	TD	Long					
9/1	Det	23	16	157	69.6	1	31t	0	1/7	103.0	W	17-13
9/8	@ Atl	26	15	275	57.7	2	71	1	1/9	103.8	W	23-17
9/15	@ Chi										W	20-14
9/22	GB	1	0	0	0	0	0	0	0/0	39.6	W	30-21
9/29	@ NYG										W	10-15
10/6	Car										L	14-12
10/13	@ TB										L	13-24
10/28	Chi	15	10	79	66.7	0	18	0	1/0	79.6	L	13-15
11/3	KC	42	22	218	52.4	1	50	2	1/8	55.5	L	6-21
11/10	@ Sea	12	8	123	66.7	1	32	0	0/0	128.1	L	23-42
11/17	@ Oak	33	20	275	60.6	1	82t	2	1/12	72.2	W	OT 16-13
11/24	Den	35	24	266	68.6	2	28	2	2/20	86.1	L	17-21
12/1	Ari	26	19	238	73.1	4	40t	0	1/6	140.7	W	41-17
12/8	@ Det	29	19	195	65.5	3	30t	0	2/22	119.2	W	24-22
12/15	TB	35	25	221	71.4	1	36t	2	3/27	73.6	W	21-10
12/22	@ GB	34	17	211	50.0	1	43t	1	2/8	67.2	L	10-38
<b>Totals</b>		<b>311</b>	<b>195</b>	<b>2,258</b>	<b>62.7</b>	<b>17</b>	<b>82t</b>	<b>10</b>	<b>15/119</b>	<b>89.4</b>		<b>9-7</b>

Playoffs												
12/28	@ Dal	27	15	208	55.6	1	50	2	2/3	62	L	15-40

Date	Opp	Att	Cmp	Yds	1997 (Minnesota)			Int	Sacks	Rating	W/L	Score
					Pct	TD	Long					
8/31	@ Buf	30	17	218	56.7	2	35t	1	3/18	87.9	W	34-13
9/7	@ Chi	44	33	285	75.9	2	21t	1	3/24	97.3	W	27-24
9/14	TB	44	29	334	65.9	1	56	0	3/24	96.2	L	14-28
9/21	@ GB	34	19	217	55.9	3	28	2	3/9	80.1	L	32-38
9/28	Phi	32	17	221	53.1	3	48t	1	0/0	93.4	W	28-19
10/5	@ Ari	39	25	292	64.1	2	43	2	2/24	82.4	W	20-19

B. JOHNSON'S GAME-BY-GAME (Cont.)

1997 (Minnesota) cont.												
Date	Opp	Att	Cmp	Yds	Pct	TD	Long	Int	Sacks	Rating	W/L	Score
10/12	Car	34	17	203	50.0	2	56	1	0/0	76.0	W	21-14
10/26	@ TB	29	20	230	69.0	0	23	0	2/16	92.6	W	10-6
11/2	NE	31	18	227	58.1	1	43	0	1/5	91.7	W	23-18
11/9	Chi	33	22	203	66.7	1	24	2	2/10	68.1	W	29-22
11/16	@ Det	37	19	177	51.4	0	26	1	1/3	53.5	L	15-38
11/23	@ NYJ	35	24	312	68.6	3	49	0	0/0	124.9	L	21-23
12/1	GB	30	15	117	50.0	0	21	1	6/35	46.1	L	11-27
12/7	@ SF										L	17-28
12/14	Det										L	13-14
12/21	Ind										W	39-28
<b>Totals</b>		<b>452</b>	<b>275</b>	<b>3,036</b>	<b>60.8</b>	<b>20</b>	<b>56</b>	<b>12</b>	<b>26/164</b>	<b>84.5</b>		<b>9-7</b>

Playoffs												
12/27	@ NYG										W	23-22
1/3	@ SF										L	22-38

1998 (Minnesota)												
Date	Opp	Att	Cmp	Yds	Pct	TD	Long	Int	Sacks	Rating	W/L	Score
9/6	TB	25	15	189	60.0	4	48t	1	1/8	106.5	W	31-7
9/13	@ STL	31	18	208	58.1	1	27	2	2/14	62.3	W	38-31
9/20	Det										W	29-6
9/27	@ Chi										W	31-28
10/5	@ GB										W	37-24
10/18	Was										W	41-7
10/25	@ Det										W	34-13
11/1	@ TB										L	24-27
11/8	NO	38	28	316	73.7	1	42	2	1/8	85.0	W	31-24
11/15	Cin										W	24-3
11/22	GB										W	28-14
11/26	@ Dal										W	46-36
12/6	Chi										W	48-22
12/13	@ Bal										W	38-28
12/20	Jac	7	4	34	57.1	1	17	0	0/0	109.5	W	50-10
12/26	Ten										W	26-16
<b>Totals</b>		<b>101</b>	<b>65</b>	<b>747</b>	<b>64.4</b>	<b>7</b>	<b>48t</b>	<b>5</b>	<b>4/30</b>	<b>89</b>		<b>15-1</b>

Playoffs												
1/10	Ari										W	41-21
1/17	Atl										L	OT 27-30

1999 (Washington)												
Date	Opp	Att	Cmp	Yds	Pct	TD	Long	Int	Sacks	Rating	W/L	Score
9/12	Dal	33	20	382	60.6	2	59	0	2/13	121.0	L	35-41
9/19	@ NYG	28	20	231	71.4	3	27t	0	0/0	131.7	W	50-21
9/26	@ NYJ	28	17	241	60.7	0	34	0	1/4	88.5	W	27-20
10/3	Car	33	20	337	60.6	4	62t	0	3/29	134.7	W	38-36
10/17	@ Ari	40	24	248	60.0	1	23	2	1/5	65.4	W	24-10
10/24	@ Dal	35	23	218	65.7	2	44t	0	1/7	101.8	L	20-38
10/31	Chi	25	15	204	60.0	2	35	0	0/0	112.8	W	48-22
11/7	Buf	37	19	232	51.4	1	35	1	2/10	68.8	L	17-34
11/14	@ Phi	33	18	313	54.5	2	55	3	4/19	69.4	L	28-35
11/21	NYG	29	17	158	58.6	0	30	1	1/1	59.3	W	23-13
11/28	Phi	36	25	218	69.4	1	20	1	0/0	82.9	W	20-17
12/5	@ Det	43	26	249	60.5	1	39t	2	5/32	65.0	L	17-33
12/1	Ari	31	17	191	54.8	2	28	2	2/11	68.1	W	28-3
12/19	@ Ind	30	16	237	53.3	1	48t	0	4/29	90.6	L	21-24
12/26	@ SF	47	32	471	68.1	2	65t	1	3/17	105.9	W	26-20
1/2	Mia	11	7	75	63.6	0	20	0	0/0	83.5	W	21-10
<b>Totals</b>		<b>519</b>	<b>316</b>	<b>4,005</b>	<b>60.9</b>	<b>24</b>	<b>65t</b>	<b>13</b>	<b>29/177</b>	<b>90</b>		<b>10-6</b>

Playoffs												
1/8	Det	31	15	174	48.4	1	30t	2	1/8	49.7	W	27-13
1/15	@ TB	32	20	149	62.5	0	23	1	4/38	60.5	L	13-14
<b>Playoff Totals</b>		<b>63</b>	<b>35</b>	<b>323</b>	<b>55.5</b>	<b>1</b>	<b>30t</b>	<b>3</b>	<b>5/46</b>	<b>55.2</b>		<b>1-1</b>

2000 (Washington)												
Date	Opp	Att	Cmp	Yds	Pct	TD	Long	Int	Sacks	Rating	W/L	Score
9/3	Car	36	25	234	69.4	0	26	0	0/0	87.0	W	20-17
9/10	@ Det	35	23	245	65.7	1	21	4	1/16	56.0	L	10-15
9/18	Dal	49	30	241	61.2	1	17	1	3/17	71.9	L	21-27
9/24	@ NYG	20	14	289	70.0	2	53	0	1/5	145.8	W	16-6
10/1	TB	32	20	207	62.5	1	47	0	3/22	91.5	W	OT 20-17
10/8	@ Phi	36	25	289	69.4	0	20	1	3/23	81.8	W	17-14

**B. JOHNSON'S GAME-BY-GAME (Cont.)**

2000 (Washington) cont.												
Date	Opp	Att	Cmp	Yds	Pct	TD	Long	Int	Sacks	Rating	W/L	Score
10/15	Bal	27	18	158	66.7	0	23	1	1/13	66.6	W	10-3
10/22	@ Jac	24	16	269	66.7	3	77t	1	0/0	126.6	W	35-16
10/30	Ten	40	21	202	52.5	2	28	3	3/26	52.3	L	21-27
11/5	@ Ari										L	15-16
11/20	@ STL										W	33-20
11/26	Phi										L	20-23
12/3	NYG	29	14	126	48.3	0	18	2	2/8	31.7	L	7-9
12/10	@ Dal										L	13-32
12/16	@ Pit	5	3	53	60.0	0	30	0	1/5	96.3	L	3-24
12/24	Ari	32	19	192	59.4	1	42	2	2/15	60.9	W	20-3
<b>Totals</b>		<b>365</b>	<b>228</b>	<b>2,505</b>	<b>62.5</b>	<b>11</b>	<b>77t</b>	<b>15</b>	<b>20/150</b>	<b>75.7</b>		<b>8-8</b>

2001 (Tampa Bay)												
Date	Opp	Att	Cmp	Yds	Pct	TD	Long	Int	Sacks	Rating	W/L	Score
9/9	@ Dal	34	25	195	73.5	0	25	1	2/3	75.0	W	10-6
9/30	@ Min	34	20	224	58.8	0	35	1	1/1	66.3	L	16-20
10/7	GB	29	23	184	79.3	0	22	0	5/30	93.1	W	14-10
10/14	@ Ten	50	24	287	48.0	3	32	1	1/5	77.7	L	OT 28-31
10/21	Pit	40	24	283	60.0	1	26	1	10/69	79.5	L	10-17
10/28	Min	25	18	214	72.0	2	35t	0	1/7	124.4	W	41-14
11/4	@ GB	30	18	177	60.0	2	22	0	7/44	98.9	L	20-21
11/11	@ Det	36	20	188	55.6	1	23	0	2/13	79.4	W	20-17
11/18	Chi	56	40	399	71.4	0	35	2	2/9	76.4	L	24-27
11/26	@ STL	34	21	185	61.8	0	29	1	2/12	64.0	W	24-17
12/2	@ Cin	33	26	231	78.8	0	34	0	6/32	95.8	W	OT 16-13
12/9	Det	54	31	305	57.4	1	24	2	4/30	64.2	W	15-12
12/16	@ Chi	40	18	191	45.0	0	47	2	1/14	38.6	L	3-27
12/23	NO	31	16	207	51.6	3	29	0	0/0	105.2	W	48-21
12/29	Bal	29	13	90	44.8	0	14	0	0/0	52.4	W	22-10
1/6	Phi	4	3	46	75.0	0	36	0	0/0	112.5	L	13-17
<b>Totals</b>		<b>559</b>	<b>340</b>	<b>3,406</b>	<b>60.8</b>	<b>13</b>	<b>47</b>	<b>11</b>	<b>44/269</b>	<b>77.7</b>		<b>9-7</b>

Playoffs												
1/12	@ Phi	36	22	202	61.1	0	46	4	1/7	36.8	L	9-31

2002 (Tampa Bay)												
Date	Opp	Att	Cmp	Yds	Pct	TD	Long	Int	Sacks	Rating	W/L	Score
9/8	NO	52	28	278	53.8	2	38	0	3/17	82.1	L	OT 20-26
9/15	@ Bal	31	24	211	77.4	0	24	0	1/6	95.0	W	25-0
9/23	STL	32	23	199	71.9	1	21	0	1/10	98.3	W	26-14
9/29	@ Cin	30	19	277	63.3	3	65t	2	2/15	98.9	W	35-7
10/6	@ Atl	31	17	261	54.8	1	76t	1	2/8	80.2	W	20-6
10/13	Cle	32	15	194	46.9	0	64	1	0/0	53.4	W	17-3
10/20	@ Phi	31	19	124	61.3	0	18	1	5/27	56.4	L	10-20
10/27	@ Car										W	12-9
11/3	Min	31	24	313	77.4	5	40	0	0/0	148.3	W	38-24
11/17	Car	40	22	253	55.0	2	26	0	2/6	90.9	W	23-10
11/24	GB	25	15	134	60.0	2	39	0	0/0	101.1	W	21-7
12/1	@ NO	44	28	276	63.6	2	44t	1	4/27	86.9	L	20-23
12/8	Atl	31	23	276	74.2	4	42	0	1/5	140.6	W	34-10
12/15	@ Det	41	24	253	58.5	0	30	0	0/0	76.6	W	23-20
12/23	Pit										L	7-17
12/29	@ Chi										W	15-0
<b>Totals</b>		<b>451</b>	<b>281</b>	<b>3,049</b>	<b>62.3</b>	<b>22</b>	<b>76t</b>	<b>6</b>	<b>21/121</b>	<b>92.9</b>		<b>12-4</b>

Playoffs												
1/12	SF	31	15	196	48.4	2	28	1	1/9	76.8	W	31-6
1/19	@ Phi	33	20	259	60.6	1	71	1	0/0	82.8	W	27-10
1/26	Oak	34	18	215	52.9	2	33	1	0/0	79.9	W	48-21
<b>Playoff Totals</b>		<b>98</b>	<b>53</b>	<b>670</b>	<b>54.1</b>	<b>5</b>	<b>71</b>	<b>3</b>	<b>1/9</b>	<b>79.9</b>		<b>3-0</b>

2003 (Tampa Bay)												
Date	Opp	Att	Cmp	Yds	Pct	TD	Long	Int	Sacks	Rating	W/L	Score
9/8	@ Phi	36	27	238	75.0	2	20	1	0/0	99.1	W	17-0
9/14	Car	61	34	339	55.7	1	43	1	1/2	70.3	L	OT 9-12
9/21	@ Atl	24	16	192	66.7	2	68t	0	0/0	118.8	W	31-10
10/6	Ind	39	26	318	66.7	3	74t	1	0/0	106.6	L	OT 38-35
10/12	@ Was	30	22	268	73.3	4	39t	0	0/0	140.0	W	35-13
10/19	@ SF	34	21	241	61.8	1	75t	3	2/7	56.1	L	7-24
10/26	Dal	26	13	151	50.0	1	48	0	2/18	80.8	W	16-0
11/2	NO	46	27	323	58.7	2	30t	2	4/27	76.6	L	14-17
11/9	@ Car	43	24	275	55.8	2	36t	1	3/17	81.1	L	24-27
11/16	GB	28	17	149	60.7	1	29	2	3/18	57.0	L	13-20

B. JOHNSON'S GAME-BY-GAME (Cont.)

2003 (Tampa Bay) cont.												
Date	Opp	Att	Cmp	Yds	Pct	TD	Long	Int	Sacks	Rating	W/L	Score
11/24	NYG	32	22	269	68.8	1	53t	1	2/4	91.8	W	19-13
11/30	@ Jac	38	21	156	55.3	0	18	1	2/12	54.3	L	10-17
12/7	@ NO	34	20	213	58.8	2	35	1	1/6	84.6	W	14-7
12/14	Hou	28	17	237	60.7	0	72	0	0/0	87.9	W	16-13
12/20	All	48	34	346	70.8	4	76t	4	0/0	84.2	L	28-30
12/28	@ Ten	23	13	96	56.5	0	15	3	0/0	27.0	L	13-33
<b>Totals</b>		<b>570</b>	<b>354</b>	<b>3,811</b>	<b>62.1</b>	<b>26</b>	<b>76t</b>	<b>21</b>	<b>20/111</b>	<b>81.5</b>		<b>7-9</b>

2004 (Tampa Bay)												
Date	Opp	Att	Cmp	Yds	Pct	TD	Long	Int	Sacks	Rating	W/L	Score
9/12	@ Was	37	24	169	64.9	0	24	1	4/30	63.9	L	10-16
9/19	Sea	7	4	34	57.1	0	20	1	1/10	30.4	L	6-10
9/26	@ Oak	36	22	309	61.1	2	54	1	2/12	95.7	L	20-30
10/3	Den	23	15	162	65.2	1	51t	0	1/3	100.3	L	13-16
10/10	@ NO						Did Not Play				W	20-17
10/18	@ StL						Did Not Play				L	21-28
10/24	Chi						Did Not Play				W	19-7
11/7	KC						Did Not Play				W	34-31
11/14	@ Atl						Did Not Play				L	14-24
11/21	@ SF						Did Not Play				W	35-3
11/28	@ Car						Did Not Play				L	14-21
12/5	Atl						Did Not Play				W	27-0
12/12	@ SD						Did Not Play				L	24-31
12/19	NO						Did Not Play				L	17-21
12/26	Car						Did Not Play				L	20-37
1/2	@ Ari						Did Not Play				L	7-12
<b>Totals</b>		<b>103</b>	<b>65</b>	<b>674</b>	<b>63.1</b>	<b>3</b>	<b>54</b>	<b>3</b>	<b>8/45</b>	<b>79.5</b>		<b>5-11</b>

2005 (Minnesota)												
Date	Opp	Att	Cmp	Yds	Pct	TD	Long	Int	Sacks	Rating	W/L	Score
9/11	TB						Did Not Play				L	13-24
9/18	@ Cin						Did Not Play				L	8-37
9/26	NO						Did Not Play				W	33-16
10/2	@ Atl						Did Not Play				L	10-30
10/16	@ Chi	1	0	0	0	0	0	0	0/0	39.6	L	3-28
10/23	GB						Did Not Play				W	23-30
10/30	@ Car	28	13	162	46.4	1	45	0	2/14	76.8	L	13-38
11/6	Det	22	15	136	68.2	2	26	0	3/15	115	W	27-14
11/13	@ NYG	31	18	144	58.1	0	44	0	4/19	69.8	W	24-21
11/21	@ GB	30	18	196	60.0	0	35	1	5/25	65.4	W	20-17
11/27	Cle	28	19	207	67.9	3	24	1	2/7	110.3	W	24-12
12/4	@ Det	23	17	256	73.9	2	80t	0	2/14	139	W	21-16
12/11	StL	25	16	146	64.0	0	49	0	0/0	79.8	W	27-13
12/18	Pit	30	16	143	53.3	0	21	2	2/12	38.6	L	3-18
12/25	@ Bal	36	25	248	69.4	2	56	0	3/28	107.2	L	23-30
1/1	Chi	40	27	247	67.5	2	21	0	0/0	100.7	W	34-10
<b>Totals</b>		<b>294</b>	<b>184</b>	<b>1,885</b>	<b>62.6</b>	<b>12</b>	<b>80t</b>	<b>4</b>	<b>23/134</b>	<b>88.9</b>		<b>9-7</b>

2006 (Minnesota)												
Date	Opp	Att	Cmp	Yds	Pct	TD	Long	Int	Sacks	Rating	W/L	Score
9/11	@ Was	30	16	223	53.3	1	46	0	1/0	88.6	W	19-16
9/17	Car	31	19	243	61.3	0	36	1	5/34	72.4	W	OT 16-13
9/24	Chi	31	21	194	67.7	0	36	0	1/5	84.6	L	16-19
10/1	@ Buf	44	25	267	56.8	1	29t	2	0/0	63.4	L	12-17
10/8	Det	34	26	201	76.5	1	21	1	0/0	88.0	W	26-17
10/22	@ Sea	24	15	171	62.5	1	40t	0	4/29	97.7	W	31-13
10/30	NE	33	20	185	60.6	0	22	3	1/2	38.1	L	7-31
11/5	@ SF	31	21	136	67.7	0	14	1	3/33	63.4	L	3-9
11/12	GB	30	18	257	60.0	1	40t	1	4/35	85.0	L	17-23
11/19	@ Mia	44	26	262	59.1	0	25	1	3/15	66.7	L	20-24
11/26	Ari	41	27	271	65.9	3	22	0	2/16	108.9	W	31-26
12/3	@ Chi	26	11	73	42.3	0	24	4	0/0	10.3	L	13-23
12/10	@ Det	22	14	159	63.6	0	30	1	1/3	66.3	W	30-20
12/17	NYJ	17	10	96	58.8	1	30t	0	3/28	94.2	L	13-26
12/21	@ GB						Did Not Play				L	7-9
12/31	StL	1	1	12	100	0	12	0	0/0	116.7	L	21-41
<b>Totals</b>		<b>439</b>	<b>270</b>	<b>2,750</b>	<b>61.5</b>	<b>9</b>	<b>46</b>	<b>15</b>	<b>29/200</b>	<b>72</b>		<b>6-10</b>

2007 (Dallas)												
Date	Opp	Att	Cmp	Yds	Pct	TD	Long	Int	Sacks	Rating	W/L	Score
9/9	NYG										W	45-35
9/16	@ Mia										W	37-20

**B. JOHNSON'S GAME-BY-GAME (Cont.)**

Date	Opp	2007 (Dallas) cont.										
		Att	Cmp	Yds	Pct	TD	Long	Int	Sacks	Rating	W/L	Score
9/23	@ Chi										W	34-10
9/30	StL										W	35-7
10/8	@ Buf										W	25-24
10/14	NE										L	27-48
10/21	Min										W	24-14
11/4	@ Phi										W	38-17
11/11	@ NYG										W	31-20
11/18	Was										W	28-23
11/22	NYJ										W	34-3
11/29	GB										W	37-27
12/9	@ Det										W	28-27
12/16	Phi										L	6-10
12/22	@ Car										W	20-13
12/30	@ Was	11	7	79	63.6	0	35	0	1/9	85.0	L	6-27
<b>Totals</b>		<b>11</b>	<b>7</b>	<b>79</b>	<b>63.6</b>	<b>0</b>	<b>35</b>	<b>0</b>	<b>1/9</b>	<b>85.0</b>		<b>13-3</b>

**Playoffs**

1/13	NYG										L	17-21
------	-----	--	--	--	--	--	--	--	--	--	---	-------



**TANK JOHNSON**

6-3 • 305 • 12/7/81  
 Washington • FA for '07  
 NFL: 5th Year • Cowboys: 2nd Year  
 Games/Starts: 2007-8/1; Career-54/16;  
 Postseason: 2007-1/0; Career-5/3.



**Nose Tackle**

**PRO:** After losing veteran nose tackle Jason Ferguson to a torn right biceps in the 2007 season-opener against the N.Y. Giants, the Dallas Cowboys were looking for an experienced defensive tackle to fill his shoes when they signed Terry "Tank" Johnson on Sept. 18. Johnson was placed on the club's Reserve/Suspended list Sept. 19 while serving a league mandated suspension for violating the league's personal conduct policy before being reinstated on Nov. 5. Johnson, who was originally drafted in the second round (47th overall) of the 2004 NFL Draft by the Chicago Bears, spent three seasons in Chicago before arriving in Dallas.

**TRANSACTION SUMMARY:**

- 11/5/07:** Reinstated and signed to Dallas's active roster.
- 9/18/07:** Signed by Dallas.
- 6/25/07:** Released by Chicago.
- 6/4/07:** Suspended eight games for violating the NFL's personal conduct policy.
- 12/19/06:** Suspended one game for conduct detrimental to the team.
- 4/24/04:** Selected in the second round (47th overall) of the NFL Draft by Chicago.

**2007:**

- Spent the offseason with the Chicago Bears but was released June 25 after violating the team's conduct policy and was out of football until signing with Dallas on Sept. 18.
- Signed with Dallas on Sept. 18 and was moved to the Reserve/Suspended list, serving a league mandated suspension.
- Signed to Dallas's active roster Nov. 5.
- Made his Cowboys debut as a reserve nose tackle at the N.Y. Giants (11/11) and finished with three tackles and a sack.
- Logged his first start as a Cowboy in the season finale at Washington (12/30) and tied his season-high with three stops along with a forced fumble.
- In the Divisional Playoff Game against the N.Y. Giants (1/13/08) logged a tackle and a sack.

**2006 (Chicago):**

- Finished his third season with a career-high 38 tackles, starting a career-high 10 games.
- Posted 3.5 sacks and two tackles for losses while forcing his first career fumble.
- Forced a fumble that led to the game's opening touchdown for Chicago against Detroit (9/17) while also adding a sack against the Lions.
- Logged his first start of the season against Seattle (10/1) and notched four tackles.
- Had back-to-back four-tackle games at the N.Y. Jets (11/19) – with a half sack – and at New England (11/26).
- Against Minnesota (12/3) recorded a season-high seven tackles along with two sacks.
- Was inactive against Tampa Bay (12/17) and served a team suspension at Detroit (12/24).
- In Chicago's Divisional Playoff win against Seattle (1/14/07), posted five tackles and a sack before adding

two tackles in the NFC Championship Game against New Orleans (1/21/07).  
 • Had five tackles, one tackle for a loss and a half sack in Super Bowl XLII.

**2005 (Chicago):**

- Had career-highs in sacks (five – good for fourth on the Bears defense), tackles for losses (four) and pass breakups (four) to go along with his 37 tackles.
- Played all 16 games for the second consecutive season and started four games.
- Logged a career-high eight tackles, his first two sacks of the season – his first career multiple-sack game – a tackle for a loss and a pass deflection against Baltimore (10/23).
- Added four tackles, one for a loss and a sack the next week at Detroit (10/30).
- Had six tackles and a sack against Atlanta (12/18) before adding three tackles and a sack on Christmas Day at Green Bay (12/25).
- Had three tackles and two stops for losses in the NFC Divisional Playoff loss against Carolina (1/15/06).

**2004 (Chicago):**

- Played in all 16 games with one start as a rookie.
- Finished his first pro season with 26 tackles and a half sack.
- Made his NFL debut in the season-opener against Detroit (9/12) but did not record a tackle.
- Had his first two career tackles at Green Bay (9/19) before earning his first career start at Minnesota (9/26).
- Posted his first career half-sack against Philadelphia (10/3).
- Had season-highs with four tackles against Washington (10/17) and again against Minnesota (12/5).

**COLLEGE:**

- Earned second-team All-Pac 10 selection as a senior, playing both defensive end and tackle for the Huskies.
- Closed out his collegiate career with a defensive touchdown in each of his final three years – highlighted by a 38-yard interception return of a Chris Simms pass in the 2002 Holiday Bowl.
- Started 23 of the 35 games played for the Huskies and finished with 64 tackles – 43 solo – 15 sacks, 29 tackles for losses, two forced fumbles, a pair of pass breakups, a fumble recovery and an interception.
- As a junior, logged 11 starts at defensive tackle and posted 25 tackles, five sacks, 9.5 tackles for losses and an interception.
- Saw time in 11 games as a reserve on defense after making the switch from tight end during the fall of his sophomore year.
- Finished his first season on defense with four tackles and a tackle for a loss.
- Did not play as a partial qualifier as a freshman.

**PERSONAL:**

- Terry "Tank" Johnson was a two-time all-city and all-region standout at McClintock High School in Tempe, Ariz.
- Finished his prep career with 21 catches for 211 yards and four touchdowns as a tight end and posted 47 tackles with three sacks and three forced fumbles on defense as a senior.
- Was a SuperPrep All-America selection as the 13th rated tight end on its national list.
- Annual team Holiday Hospital Visits.

**T. JOHNSON'S NFL TOTALS**

Year Team	GP-GS	DEFENSE								INTERCEPTIONS				FUMBLES REC						
		ST	AT	TT	Sks-Yds	Tkl/Ls	QB Prs	PBU	FF	No	Yds	Avg	Lg	TD	No	Yds	Avg	Lg	TD	
2004 Chicago	16-1	10	16	-	26	0.5(-3)	0(0)	-	0	0	0	0	0	0	0	0	0	0	0	0
2005 Chicago	16-4	26	11	-	37	5.0(-34)	4(-)	-	4	0	0	0	0	0	0	0	0	0	0	0
2006 Chicago	14-10	19	19	-	38	3.5(-14)	2(-)	-	0	1	0	0	0	0	0	0	0	0	0	0
2007 Dallas	8-1	8	2	-	10	2.0(-10)	1(-2)	1	1	1	1	0	0	0	0	0	0	0	0	0
<b>Totals</b>	<b>54-16</b>	<b>63</b>	<b>48</b>	<b>-</b>	<b>111</b>	<b>11.0(-61)</b>	<b>7(-)</b>	<b>1</b>	<b>5</b>	<b>2</b>	<b>1</b>	<b>0</b>	<b>0.0</b>	<b>0</b>	<b>0</b>	<b>0</b>	<b>0</b>	<b>0</b>	<b>0</b>	<b>0</b>
<b>Playoffs</b>																				
2005 Chicago	1-0	2	1	-	3	0.0(0)	2(-)	-	0	0	0	0	0	0	0	0	0	0	0	0
2006 Chicago	3-3	9	3	-	12	1.5(-13)	1(-)	-	0	0	0	0	0	0	0	0	0	0	0	0
2007 Dallas	1-0	1	0	-	1	1.0(-4)	0(0)	-	0	0	0	0	0	0	0	0	0	0	0	0
<b>Totals</b>	<b>5-3</b>	<b>12</b>	<b>4</b>	<b>-</b>	<b>16</b>	<b>2.5(-17)</b>	<b>3(-)</b>	<b>-</b>	<b>0</b>	<b>0</b>	<b>0</b>	<b>0</b>	<b>0.0</b>	<b>0</b>	<b>0</b>	<b>0</b>	<b>0</b>	<b>0</b>	<b>0</b>	<b>0</b>

**SINGLE-GAME BESTS**

Tackles – 8 vs. Baltimore, 10/23/05

**T. JOHNSON'S GAME-BY-GAME**

Game	2004 (Chicago)								2004 (Chicago) cont.							
	ST	AT	TT	Sks-Yds	Tkl/Ls	QB Prs	PBU	Game	ST	AT	TT	Sks-Yds	Tkl/Ls	QB Prs	PBU	
L- Det 9/12								L- @ Jac 12/12	3	1	-	4				
W- @ GB 9/19	2	1	-	3				L- Hou 12/19	2	0	-	2				
L- @ Min 9/26	1	0	-	1				L- @ Det 12/26	1	1	-	2				
L- Phi 10/3	2	0	-	2	0.5(-3)			L- GB 12/05	1	0	-	1				
L- Was 10/17	4	1	-	5				<b>Totals</b>	<b>26</b>	<b>10</b>	<b>-</b>	<b>36</b>	<b>0.5(-3)</b>			
L- @ TB 10/24								<b>2005 (Chicago)</b>								
W- SF 10/31								<b>Game</b>	<b>ST</b>	<b>AT</b>	<b>TT</b>	<b>Sks-Yds</b>	<b>Tkl/Ls</b>	<b>QB Prs</b>	<b>PBU</b>	
W- @ NYG 11/7	1	0	-	1				L- @ Was 9/11	2	2	-	4				
W- @ Ten 11/14	1	0	-	1				W- Det 9/18								
L- Ind 11/21	3	2	-	5				L- Cin 9/25	2	1	-	3				
L- @ Dat 11/25	1	1	-	2												
W- Min 12/5	4	3	-	7												

## T. JOHNSON'S GAME-BY-GAME (cont.)

## DEFENSE (cont.)

Game	2005 (Chicago) cont.			Sks- Yds	Tkl/ Ls	QB Prs	PBU
	ST	AT	TT				
L-@ Cle 10/9.....	1	0	1				
W- Min 10/16.....	2	1	3				
W- Bal 10/23.....	8	8	16	2.0(-19)	1(-)		1
W-@ Det 10/30.....	4	4	8	1.0(-4)	1(-)		
W-@ NO 11/6.....	2	1	3				
W- SF 11/13.....							1
W- Car 11/20.....	1	1	2				
W-@ TB 11/27.....							1
W- GB 12/4.....							1
L-@ Pit 12/11.....	3	0	3				
W- Atl 12/18.....	6	3	9	1.0(-2)	1(-)		
W-@ GB 12/25.....	3	2	5	1.0(-9)			
L-@ Min 1/1/06.....	3	3	6		1(-)		
<b>Totals</b> .....	<b>37</b>	<b>26</b>	<b>63</b>	<b>5.0(-34)</b>	<b>4(-)</b>		<b>4</b>

Game	ST	AT	TT	Sks- Yds	Tkl/ Ls	QB Prs	PBU
L- Car 1/15/06.....	3	2	5				2(-)

## 2006 (Chicago)

Game	ST	AT	TT	Sks- Yds	Tkl/ Ls	QB Prs	PBU
W-@ GB 9/10.....	1	0	1				
W- Det 9/17.....	1	1	2	1.0(-9)			
W-@ Min 9/24.....	1	0	1				
W- Sea 10/1.....	4	2	6				
W- Buf 10/8.....							
W-@ Ari 10/16.....	5	2	7				
W- SF 10/29.....	3	3	6				
L- Mia 11/5.....	3	1	4				
W-@ NYG 11/12.....	1	1	2		1(-)		
W-@ NYJ 11/19.....	4	0	4	0.5(0)			
L-@ NE 11/26.....	4	1	5		1(-)		
W- Min 12/3.....	7	4	11	2.0(-5)			
W-@ STL 12/11.....	1	1	2				

Game	2006 (Chicago) cont.			Sks- Yds	Tkl/ Ls	QB Prs	PBU
	ST	AT	TT				
W- TB 12/17.....				Inactive			
W-@ Det 12/24.....				Suspended			
L- GB 12/31.....	3	3	6				
<b>Totals</b> .....	<b>38</b>	<b>19</b>	<b>57</b>	<b>3.5(-5)</b>			<b>2(-)</b>

## Playoffs

W- Sea 1/14/07.....	5	3	8	1.0(-9)			
W- NO 1/21/07.....	2	2	4				
L- Ind 2/4/07.....	5	4	9	0.5(-4)	1(-)		
<b>Totals</b> .....	<b>12</b>	<b>9</b>	<b>21</b>	<b>1.5(-13)</b>			<b>1(-)</b>

## 2007 (Dallas)

Game	ST	AT	TT	Sks- Yds	Tkl/ Ls	QB Prs	PBU
W- NYG 9/9.....				Not on Roster			
W-@ Mia 9/16.....				Not on Roster			
W-@ Chi 9/23.....				Reserve/Suspended			
W- STL 9/30.....				Reserve/Suspended			
W-@ Buf 10/8.....				Reserve/Suspended			
L- NE 10/14.....				Reserve/Suspended			
W- Min 10/21.....				Reserve/Suspended			
W-@ Phi 11/4.....				Reserve/Suspended			
W-@ NYG 11/11.....	3	0	3	1.0(-1)			
W- Was 11/18.....							1
W- NYJ 11/22.....	1	1	2				
W- GB 11/29.....	1	0	1				
W-@ Det 12/9.....							
L- Phi 12/16.....	1	0	1				1
W-@ Car 12/22.....				1.0(-9)	1(-2)		
L-@ Was 12/30.....	2	1	3				
<b>Totals</b> .....	<b>8</b>	<b>2</b>	<b>10</b>	<b>2.0(-10)</b>	<b>1(-2)</b>	<b>1</b>	<b>1</b>


## Playoffs

L- NYG 1/13/08.....	1	0	1	1.0(-4)			
---------------------	---	---	---	---------	--	--	--



# ADAM JONES

5-10 • 186 • 9/30/83  
 West Virginia • T(Tenn) for '08  
 NFL: 3rd Year • Cowboys: 1st Year  
 Games/Starts: 2007-0/0; Career-30/28;  
 Postseason-0/0.



**PRO:** Adam Jones possesses a multi-purpose talent with a distinctive combination of speed, quickness and play-making ability. Before his partial reinstatement into the NFL on June 2, 2008, Jones missed the entire 2007 NFL season serving a league suspension for off-the-field issues. He spent his first three seasons as part of the Titans organization after becoming their first round selection and first defensive player taken off the board in the 2005 NFL Draft. As a rookie, Jones and fellow rookie cornerback Reynaldo Hill represented the only rookie duo to start 10 games-or-more in the NFL at cornerback. Jones totaled 53 tackles, one quarterback pressure, two tackles for loss, 11 passes defended and one special teams tackle. The explosive return man was fourth in the league (third among rookies) with a 26.2-yard average on kickoff returns and ranked 10th in the NFL and first among all rookies with a 9.4-yard average on punt returns. Jones had a breakthrough season in 2006, producing big plays on a weekly basis. He started 15 contests and set career-highs with 67 tackles, one sack, four interceptions, one interception return for a touchdown, 14 passes defended (second on team) and one forced fumble. Jones led the NFL in punt returns totaling 34 returns for 440 yards (12.9 avg.) and tied for a league-high with three punt return touchdowns – tying a Titans franchise record set by Billy "White Shoes" Johnson in 1975 – and was the first Titans player to lead the NFL in punt return average (12.9) since Johnson in 1977. He also posted the longest punt return (90t) in franchise history at Philadelphia (11/19). On kickoff returns, Jones ranked sixth in the AFC and seventh in the NFL totaling 20 returns for 521 yards (26.1 avg.) and was a part of a kickoff return unit that totaled 1,835 return yards, which set a Titans record, breaking the old record of 1,721 kickoff return yards in 1981.



**TRANSACTION SUMMARY:**

- 6/2/08: Partially reinstated by the league.
- 4/23/08: Traded from Tennessee to Dallas and signed a four-year contract.
- 4/10/07: Suspended for one-year by the league.
- 11/1/06: Suspended one-game by the Titans.
- 4/23/05: Drafted in the first-round (6th overall) by Tennessee.

**2007 (Tennessee):**

- Missed the entire season serving a league mandated suspension.

**2006 (Tennessee):**

- Played in 15 games with 15 starts and set career-highs with 67 tackles, one sack, four interceptions, one interception return for a touchdown, 14 passes defended (second on team) and one forced fumble.
- As a return specialist, led the NFL in punt returns, totaling, 34 returns for 440 yards (12.9 avg.) and tied for a league-high with three punt return touchdowns – which also tied a franchise record set by Johnson (1975).
- On kickoff returns, ranked sixth in the AFC and seventh in the NFL, totaling 20 returns for 521 yards (26.1 avg.) and was part of a kickoff return unit that totaled 1,835 return yards, which set a franchise record, breaking the old record of 1,721 kickoff return yards in 1981.
- Also hauled in two receptions for 31 yards (long of 17) and rushed for eight yards on two carries (long of seven).
- Against Houston (10/29), tied a career-high with eight tackles while posting his first career interception and one pass breakup. Intercepted the first pass of his career when he picked off Sage Rosenfels and returned it 21 yards in the third quarter. Posted his second career punt return for a touchdown in the fourth quarter when he returned a career-long 53-yarder for a score.
- Returned three punts for 99 yards (career-long of 90t) and posted his second punt return for a touchdown of the season and third of his career at Philadelphia (11/19). His record breaking 90-yard punt return for a touchdown surpassed the previous franchise mark of 87 yards set by Johnson against Cleveland (10/17/77).
- Against the N.Y. Giants (11/26), recorded four tackles, a career-high two interceptions and three pass breakups. While also returning two punts for 25 yards and rushing once for seven yards. Picked off Eli Manning two times, sparking the Titans to a 21-point fourth quarter comeback.
- Registered five tackles, one interception for a touchdown – an 83-yarder for his first career interception return for a touchdown – and three pass breakups (tied career-high) against Jacksonville (12/3). Added one kickoff return for 70 yards and one reception for 14 yards.
- At Buffalo (12/24), tied his career-high with eight tackles and returned five kickoffs for 127 yards.
- Had 259 total return yards against New England (12/31) which was the highest total in 2006. Returned two punts for 101 yards (long of 81) with one touchdown and seven kickoffs for 158 yards (long of 47). His 81-yard punt return for a touchdown was his third punt return for score of the season, tying a franchise record set by Johnson in 1975.

**2005 (Tennessee):**

- Played in 15 games with 13 starts as a rookie at right cornerback and handled the team's punt return and kickoff return duties on special teams.
- Totaled 53 tackles, two tackles for loss and a team-high 12 passes defended.
- Finished fifth in the AFC and 10th in the NFL for punt returns, totaling 29 returns for 272 yards (9.4 avg.) and one touchdown.
- Returned 43 kickoffs for 1,127 yards (26.2 avg.), which placed him fourth in the AFC and fourth in the NFL among kickoff return leaders.
- Named to the 2005 PFWA All-Rookie Team as a punt returner.
- Posted three tackles and returned four kickoffs for 109 yards at St. Louis (9/25).
- At Houston (10/9), recorded six tackles and returned four kickoffs for 145 yards.
- Recorded six tackles and returned six kickoffs for 196 yards, which included a career long 85-yard return against Jacksonville (11/20).
- At Indianapolis (12/4), broke up one pass and returned six kickoffs for 171 yards.
- Selected as AFC Special Teams Player of the Week after posting a then career-long 52-yard punt return for his first career touchdown against Houston (12/11). Also recorded a career-high eight tackles with one pass defended.

**COLLEGE:**

- At West Virginia, played in 36 games with 22 starts before declaring for the NFL Draft after his junior year.
- Collected eight interceptions, 22 pass deflections, 201 tackles, two sacks, two forced fumbles and two fumble recoveries.
- Also thrived as a return specialist for the Mountaineers, collecting 1,475 yards and one touchdown on 59 kickoff returns (25.0 avg.) as well as 404 yards and one touchdown on 37 punt returns (10.9 avg.).
- Ranked second on the school's career kickoff return yardage list behind Shawn Terry (1,747 yds).
- As a junior, named first-team All-America by *NFL Draft Report* and *College Football News*, was first-team All-Big East as a cornerback and returner, and was named Big East Special Teams Player of the Year.
- Started every game as a junior and led the team with 76 tackles, including two sacks, and added three interceptions and seven passes defended. On special teams, recorded 26 kickoff returns for 608 yards and returned 21 punts for 306 yards and one touchdown.
- Named second-team All-Big East after starting 10 games as a sophomore and recording career-highs with 89 tackles and four interceptions, including one for touchdown. Also tallied six tackles for loss, 14 passes defended, one forced fumble and two fumble recoveries.
- Ranked 16th in the nation with 33 kickoff returns for 867 yards (26.3 avg.) and one touchdown and added 98 yards on 16 punt returns.
- As freshman, played in 11 games and totaled 36 tackles, one interception, one forced fumble and one pass breakup.

**PERSONAL:**

- Adam Jones attended Westlake High School in Atlanta, Ga., where he was named Conference Player of the

- Year, played in the Georgia-Florida all-star game and won *Atlanta Journal-Constitution* Class 4A all-state honors after totaling 120 tackles, six interceptions and 1,850 rushing yards as senior.
- Won two state championships during his prep career.
  - Earned All-America honors in basketball and ran track (100 and 4 x 100).
  - In 2005, Westlake Lake High School totaled the most NFL players from one high school. Jones joined fellow Westlake alumnus, Keith Adams, Ian Allen, Keyaron Fox, Sean Jones, and Anthony Mitchell for a total of six Westlake NFL players.
  - Majored in special education and was a member of the Athletic Director's Academic Honor Roll at West Virginia.
  - Has one daughter, Zaniyah, born February 22, 2006.
  - While in Tennessee, committed a monetary donation following his rookie contract to the 100 Club of Nashville, which supports families of police, firefighters and emergency workers financially, who lost their lives in the line of duty.
  - During the 2005 season, Pearl Cohn High School in Nashville was struck by tragedy when a member of the football team was killed in a car accident and several other players were injured. Jones visited the school and provided inspiration to the somber football team, as well as continued to reach out to the student-athletes making weekly visits to the high school.

### A. JONES' NFL TOTALS

Year Team	GP-GS	DEFENSE							INTERCEPTIONS					FUMBLES REC					
		ST	AT	TT	Sks-Yds	Tk/Ls	QB Prs	PBU	FF	No	Yds	Avg	Lg	TD	No	Yds	Avg	Lg	TD
2005 Tennessee	15-13	43	10	- 53	0.0(0)	2(-)	0	12	0	0	0.0	0	0	0	0	0	0.0	0	0
2006 Tennessee	15-15	54	13	- 67	1.0(-)	0(0)	0	14	1	4	129	32.3	83t	1	0	0	0.0	0	0
2007 Tennessee		Suspended																	
<b>Totals</b>	<b>30-28</b>	<b>97</b>	<b>23</b>	<b>- 120</b>	<b>1.0(-)</b>	<b>2(-)</b>	<b>0</b>	<b>26</b>	<b>1</b>	<b>4</b>	<b>129</b>	<b>32.3</b>	<b>83t</b>	<b>1</b>	<b>0</b>	<b>0</b>	<b>0.0</b>	<b>0</b>	<b>0</b>

Year	PUNT RETURNS					KICKOFF RETURNS				
	No	Yds	Avg	Long	TD	No	Yds	Avg	Long	TD
2005 Tennessee	29	272	9.4	52t	1	43	1127	26.2	85	0
2006 Tennessee	34	440	12.9	90t	3	20	521	26.1	70	0
2007 Tennessee	Suspended									
<b>Totals</b>	<b>63</b>	<b>712</b>	<b>11.2</b>	<b>90t</b>	<b>4</b>	<b>63</b>	<b>1,648</b>	<b>26.2</b>	<b>85</b>	<b>0</b>

### SINGLE-GAME BESTS

- Tackles** – 8 four times, last at Buffalo, 12/24/06  
**Sacks** – 1.0 at Houston, 12/10/06  
**Passes Defensed** – 3 three times, last vs. Jacksonville, 12/17/06  
**Kickoff Returns** – 7 vs. New England, 12/31/06  
**Long Kickoff Return** – 85 vs. Jacksonville, 11/20/05
- Punt Returns** – 8 at Miami, 12/24/05  
**Long Punt Return** – 90t at Philadelphia, 11/19/06  
**Punt Return Touchdowns** – 1 four times, last vs. New England, 12/31/06  
**Interceptions** – 2 vs. N.Y. Giants, 11/26/06  
**Interception Touchdowns** – 1 vs. Jacksonville, 12/17/06

### A. JONES' GAME-BY-GAME

#### DEFENSE

2005 (Tennessee)								2006 (Tennessee)								
Game	ST	AT	TT	Tk/Ls	PBU	INTS		Game	ST	AT	TT	Tk/Ls	PBU	INTS		
						No/Yds	Lg							No/Yds	Lg	TD
L-@ Jac 9/11	4	0	- 4					L- NYJ 9/10	3	1	- 4			1		
W-@ GB 9/10	1	0	- 1					L-@ SD 9/17	1	0	- 1					
L-@ Pitt 9/11				Inactive				L-@ Mia 9/24	5	0	- 5		1			
W- Bal 9/18	2	1	- 3					L- Dal 10/1	2	0	- 2		1			
L-@ StL 9/25	3	0	- 3			2		L-@ Ind 10/8	4	1	- 5		1			
L- Ind 10/2	3	1	- 4					W-@ Was 10/15	4	0	- 4		1			
W-@ Hou 10/9	6	0	- 6					W- Hou 10/29	7	1	- 8			1/2t	21	0
L- Cin 10/16	6	0	- 6					L-@ Jac 11/5	Inactive							
L-@ Ari 10/23	1	1	- 2			3		L- Bal 11/12	3	2	- 5					
L- Oak 10/30	2	0	- 2			1		W-@ Phi 11/19	3	0	- 3		1			
L-@ Cle 11/6	1	1	- 2					W- NYG 11/26	3	1	- 4		3	2/25	23	0
L- Jac 11/20	4	2	- 6					W- Ind 12/3	5	3	- 8					
W- SF 11/27	3	1	- 4	1(-)	3			W-@ Hou 12/10	4	0	- 4	1.0(-)	1			
L-@ Ind 12/4						1		W- Jac 12/17	3	2	- 5		3	1/83	83t	1
W- Hou 12/11	6	2	- 8			1		W-@ Buf 12/24	7	1	- 8					
L- Sea 12/18	3	1	- 4	1(-)				L- NE 12/31	0	1	- 1					
L-@ Mia 12/24	1	0	- 1					<b>Totals</b>	<b>54</b>	<b>12</b>	<b>- 67</b>	<b>1.0(-)</b>	<b>14</b>	<b>4/129</b>	<b>83t</b>	<b>1</b>
L-@ Jac 1/1/06	2	0	- 2		1											
<b>Totals</b>	<b>43</b>	<b>10</b>	<b>- 53</b>	<b>2(-)</b>	<b>12</b>											

**SPECIALS TEAMS**  
2005 (Tennessee)


Game	KICKOFF RETURNS					PUNT RETURNS					
	No	Yds	Avg	Long	TD	No	Yds	Avg	FC	Long	TD
L- @ Pit 9/11			Inactive						Inactive		
W- Bal 9/18	1	23	23.0	23	0						
L- @ StL 9/25	4	109	27.3	34	0						
L- Ind 10/2	4	95	23.8	32	0						
W- @ Hou 10/9	4	145	36.3	71	0						
L- Cin 10/16											
L- @ Ari 10/23						6	38	6.3		19	0
L- Oak 10/30						2	39	19.5		39	0
L- @ Cle 11/6					0				1		
L- Jac 11/20	6	196	32.7	85	0	3	30	10.0	1	20	0
W- SF 11/27	1	16	16.0	16	0	4	42	10.5	1	19	0
L- @ Ind 12/4	6	171	28.5	53	0	1	16	16.0	1	16	0
W- Hou 12/11	1	16	16.0	16	0	3	80	26.7	3	52t	1
L- Sea 12/18	5	101	20.2	31	0				1		
L- @ Mia 12/24	2	45	22.5	23	0	8	25	3.1		12	0
L- @ Jac 1/1/06	4	134	33.5	43	0	2	2	1.0		1	0
<b>Totals</b>	<b>43</b>	<b>1,127</b>	<b>26.2</b>	<b>85</b>	<b>0</b>	<b>29</b>	<b>272</b>	<b>9.4</b>	<b>8</b>	<b>52t</b>	<b>1</b>

2006 (Tennessee)

Game	KICKOFF RETURNS					PUNT RETURNS					
	No	Yds	Avg	Long	TD	No	Yds	Avg	FC	Long	TD
L- NYJ 9/10	1	28	28.0	28	0	3	23	7.7		13	0
L- @ SD 9/17	2	50	25.0	30	0						
L- @ Mia 9/24						4	31	7.8	15	0	
L- Dal 10/1	1	5	5.0	5	0						
L- @ Ind 10/8						5	48	9.6		22	0
W- @ Was 10/15						5	32	6.4	1	14	0
W- Hou 10/29						3	59	19.7		53t	1
L- @ Jac 11/5			Inactive						Inactive		
L- Bal 11/12						1	0	0.0		0	0
W- @ Phi 11/19						3	99	33.0	2	90t	1
W- NYG 11/26						2	25	12.5		23	0
W- Ind 12/3	2	47	23.5	32	0						
W- @ Hou 12/10	1	36	36.0	36	0	4	16	4.0		13	0
W- Jac 12/17	1	70	70.0	70	0	1	8	8.0		8	0
W- @ Buf 12/24	5	127	25.4	45	0	1	-2	-2.0		-2	0
L- NE 12/31	7	158	22.6	47	0	2	10t	50.5		81t	1
<b>Totals</b>	<b>20</b>	<b>521</b>	<b>26.1</b>	<b>70</b>	<b>0</b>	<b>34</b>	<b>440</b>	<b>12.9</b>	<b>3</b>	<b>90t</b>	<b>3</b>

**JONES' INTERCEPTIONS BY QUARTERBACK**

Eli Manning	2	David Garrard	1	Sage Rosenfels	1
-------------	---	---------------	---	----------------	---



**FELIX JONES**

6-0 • 212 • 5/8/87  
 Arkansas • D-1a for '08 (22nd overall)  
 NFL: Rookie • Cowboys: Rookie



**COLLEGE:** Felix Jones was selected by the Dallas Cowboys with the team's first pick in the first round (22nd overall) of the 2008 NFL Draft to add another versatile weapon to the club's offensive arsenal. Jones, who is slated to complement Marion Barber in a two-running back system, is no stranger to teaming up with a headliner in the backfield, having spent three seasons at the University of Arkansas as part of a one-two punch with fellow 2008 first round draft choice Darren McFadden of the Oakland Raiders. Jones is a threat to catch the ball out of the backfield while also providing the Cowboys with a proven return specialist, leaving college as the NCAA's ninth ranked kickoff returner with a career average of 28.2 yards-per-return. From the backfield, Jones averaged 7.7 yards-per-carry, second only to Glen Davis (Army - 8.26 avg. 1943-46). He joined Davis, Mike Rozier (Nebraska - 7.16 avg.) and Reggie Bush (USC - 7.3) as the only backs to average over 7.0 yards-per-carry with a minimum of 350 attempts. The duo of Jones and McFadden amassed 2,992 rushing yards in 2007, behind only Barry Sanders (2,628) and Gerald Hudson (2,369) in 1998 and Bush (1,740)

and LenDale White (1,302) in 2005. The tandem also joined Barber and Lawrence Maroney of Minnesota (2003-04) as the only running back pairs in the last 30 years to gain over 1,000 yards each in a season more than once in a career. Jones became the first true freshman in school history to earn first-team All-American honors (as a kickoff returner), when *College Football News* named him to its postseason team. Jones closed out his collegiate career with 2,956 yards and 20 touchdowns on 386 carries, shattering school and SEC career-records by averaging 7.66 yards-per-rushing attempt, as he started 11 of the 38 games he appeared in. In just three years at Arkansas, Jones amassed 5,099 career all-purpose yards, joining McFadden (5,881) as the only players in school history to crack 5,000 career all-purpose yards.

#### TRANSACTION SUMMARY:

**4/26/08:** Drafted in the first round (22nd overall) by Dallas.

#### 2007:

- Earned All-America first-team honors as a kickoff returner from *The NFL Draft Report*, Walter Camp Football Foundation and Rivals.com, adding third-team recognition as an all-purpose back by the Associated Press and honorable mention from *College Football News*.
- Consensus All-Southeastern Conference first-team pick as a kickoff returner, adding second-team accolades from the league's coaches as a running back.
- Started three-of-13 games as a junior, ranking fifth in the SEC with an average of 89.4 rushing yards-per-game as part of the nation's fourth-ranked rushing attack (286.5).
- Named SEC Special Teams Player of the Year, averaging 29.6 yards-per-kickoff return (22 returns for a school record 652 yards) with two touchdowns.
- Finished second in the SEC (22nd in the nation) with 1,990 all-purpose yards (third-most in school history), averaging 153.1 per-game.
- Was the nation's fourth-leading kickoff returner, averaging 29.6 yards-per-return.
- Ranked second on the team with 1,162 yards – tied with Ben Cowins (1976) for ninth in school annals – on 133 carries (8.7 avg.) and 11 touchdowns with six games over 100 rushing yards and was second with 16 catches for 176 yards.
- Finished second in NCAA annals behind Chuck Weatherspoon of Houston (9.6 avg.) and established a school and SEC mark with his 8.7 yard-per-carry average.
- Gained at least 10 yards on 30 of his carries, including 17 for 20 yards-or-longer.
- With 166 rushing yards against South Carolina, teamed with McFadden (321) for 487 yards rushing, setting an NCAA single-game record by a tandem, topping the old mark of 476 yards by Tony Sands (396) and Chip Hilleary (80) of Kansas against Missouri in 1991.

#### 2006:

- Was an All-SEC first-team selection as a sophomore, adding second-team accolades from the league's coaches and Associated Press as he became only the eighth running back in school history to rush for more than 1,000 yards when he earned 1,168 yards – good for eighth in school record books – on 154 carries (7.6 avg.) with six touchdowns for an offense that finished fourth in the nation averaging 228.5 rushing yards-per-game.
- Finished fourth on the squad with 15 catches for 107 yards (7.1 avg.) and three scores.
- Returned 23 kickoffs for 554 yards (24.1 avg.) and a touchdown to rank third in school history for kickoff return yards in a season.
- The kickoff return for a touchdown was his second career 100-plus yard return for a score to make him only one-of-two Razorbacks (Boyd Cypert) and one-of-two SEC players (John Avery, Mississippi) to have two 100-yard returns for touchdowns in a career.
- Ranked 22nd nationally, third in the SEC, with 1,829 all-purpose yards (fourth-most in school history), to finish second to McFadden's 2,058 from 2006 on UA's all-time list.
- Teamed with McFadden (1,168 rushing yards) to become just the third running back pair in SEC history and 38th in NCAA history to each rush for 1,000 yards in the same season.
- Along with McFadden, formed the second-most potent rushing tandem in the nation, averaging 201.1 yards-per-game.
- His total of 1,829 all-purpose yardage broke the previous UA record and ranked second on the UA single-season list only to McFadden's (2,058 yards) in the same season.

#### 2005:

- Became the first freshman in school history to earn first-team All-America honors when *CollegeFootballNews.com* named him to its team as a kickoff return specialist.
- Second-team All-SEC pick by the league's coaches.
- Finished second in the nation with a 31.9-yard kickoff return average, racking up 543 yards and one touchdown on 17 returns to earn SEC All-Freshman honors as a kickoff returner.
- His average was tops in the NCAA after regular season play, was more than six yards better than his nearest rival in the SEC statistical rankings and almost seven yards better than the previous school record.
- His 543 total kickoff return yards were the third-most in a single season in school history.
- Rushed for 626 yards and three touchdowns on 99 attempts (6.3 avg.), finishing second on the team, 10th in the SEC, in rushing with an average of 56.9 yards-per-game.
- Tied teammate McFadden for the conference title with 6.3 yards-per-attempt.
- Became just the second player in school history to record two 100-yard rushing games as a freshman.
- Finished fifth in the league, 63rd in the nation, with 116.4 all-purpose yards-per-game.
- Added eight receptions for 100 yards and earned 11 yards on one punt return.
- Had a season-high 137 rushing yards against Missouri State in his first collegiate game to become the first freshman back in school history to rush for 100 yards in his debut.

#### PERSONAL:

- Attended Booker T. Washington High School in Tulsa, Okla., and was named the *Tulsa World* Player of the Year following his senior season, rushing for 2,282 yards and 48 touchdowns on 205 carries (11.1 avg.).
- Led his squad to a 13-1 record and a state runner-up finish, rushing for 166 yards and three touchdowns in the 5A state championship game.

- Sidelined with a broken ankle early in his junior season, but still managed to rack up 800 yards rushing and 20 touchdowns.
- Rivals.com ranked him as the 19th-best athlete in the nation and the fourth-best overall player in Oklahoma.
- Majored in kinesiology at Arkansas with an emphasis on teaching.

### F. JONES' ARKANSAS TOTALS

Year	GP-GS	RUSHING					RECEIVING				
		No	Yds	Avg	Long	TD	No	Yds	Avg	Long	TD
2005	11-2	99	626	6.3	80t	3	8	100	12.5	23	0
2006	14-6	154	1,168	7.6	85t	6	15	107	7.1	29t	3
2007	13-3	133	1,162	8.7	73t	11	16	176	11.0	41	0
<b>Totals</b>	<b>38-11</b>	<b>386</b>	<b>2,956</b>	<b>7.7</b>	<b>85t</b>	<b>20</b>	<b>39</b>	<b>383</b>	<b>9.8</b>	<b>41</b>	<b>3</b>

Year	KICKOFF RETURNS				
	No	Yds	Avg	Long	TD
2005	17	543	31.9	100t	1
2006	23	554	24.1	100t	1
2007	22	652	29.6	90	2
<b>Totals</b>	<b>62</b>	<b>1,749</b>	<b>28.2</b>	<b>100t</b>	<b>4</b>



## KYLE KOSIER

(KO-zar)

6-5 • 296 • 11/27/78

Arizona State • UFA (Det) for '06

NFL: 7th Year • Cowboys: 3rd Year

Games/Starts: 2007-16/16; Career-95/72; Postseason: 2007-1/0; Career-4/2.



Guard

**PRO:** Kyle Kosier has experience at multiple positions along the offensive line and stepped in right away at left guard to replace Larry Allen in 2006. Kosier started all 16 regular season games and both playoff games though the past two seasons. He has played in 95 games in six years, including 72 starts. He should solidify the interior of the Cowboys offensive line for the next few years.

#### TRANSACTION SUMMARY:

3/11/06: Signed with Dallas as an unrestricted free agent through 2010.

4/19/05: Signed with Detroit as a restricted free agent.

4/21/02: Drafted in the seventh round (248th overall) by San Francisco.

#### 2007:

- Started every game at left guard for the second consecutive year.
- Played a key role in one of the most prolific offensive seasons in club history while helping the team to a club record-tying 13 victories and the first NFC East title for Dallas since 1998.
- The Dallas offense finished the season second in the NFL in scoring (first in the NFC) with an average of 28.4 points-per-game. The 455 points scored marked the second-most in club history behind only the 1983 team (479 points).
- With an average of 365.7 yards-per-game, the Cowboys were third in the NFL (second in the NFC) in total offense.
- Dallas ranked fourth in the NFL (third in the NFC) in passing with an average of 256.6 yards-per-game.
- In the rushing offense category, the Cowboys were 17th in the NFL (seventh in the NFC) with an average of 109.1 yards-per-game.
- Offense gained 478 total yards and scored six touchdowns – which tied for the fourth most in a season opener in club history as Romo threw for a season-high 336 yards against the N.Y. Giants (9/9).
- The line blocked for a 100-yard rusher (Barber), 100-yard receiver (Owens) and a 300-yard passer (Romo) at Chicago (9/23) for the first time since at Washington (9/12/99).
- The offense put up a season-high 502 total yards (336 passing and 171 rushing) – the most since the overtime game at Washington (9/12/99) – against St. Louis (9/30).
- Offense put together a 14-play drive – tying the longest drive of the season – to open the game against Minnesota (10/21), and Romo completed a single-game career-high 31 first half completions.
- Romo finished with a season-high 141.7 passer rating and a season-high 80.0 completion percentage at Philadelphia (11/4), completing 20-of-25 passes for 324 yards.
- Romo threw four touchdown passes at the N.Y. Giants (11/11) and against Washington (11/18) to become the first quarterback in team history to throw four touchdowns in back-to-back games.
- The running game picked up a season-high 174 yards against the N.Y. Jets (11/22) as Barber rushed for 103 yards.
- The Dallas offense racked up 368 total yards as Romo finished with 302 passing yards – seventh 300-yard game of the season – and a 110.4 passer rating – his seventh consecutive game with a passer rating over 100.0 at Detroit (12/9).

- In the Divisional Playoff loss against the N.Y. Giants (1/13/08), the offensive unit had a season-long 20 play, 90-yard drive for a touchdown in the second quarter that consumed 10:28, marking the longest time of possession on any drive this season.
- The line also provided holes for Barber who rushed for a career-high 129 yards.

**2006:**

- Played left guard for an offensive line that had the same starters in every regular season game.
- The Cowboys offense scored 425 points (26.6 points-per-game), the fourth-most in the NFL and the team's most since 1995.
- Dallas was second in the NFL in third down efficiency (48.8%), club's highest rating since 1980.
- Dallas also averaged 360.8 yards-per-game in total offense, the fifth-most in the NFL and the most for the Cowboys since the 1995 season.
- At Tennessee (10/1) the Cowboys rushed for 217 yards and three touchdowns, their most rushing yards since December 14, 2003, when they rushed for 222 yards.
- Julius Jones rushed for over 100 yards at Philadelphia (10/8) and against the Texans (10/15), giving him three straight 100-yard games.
- Dallas threw for a season-high 310 net yards against the N.Y. Giants.
- Romo made his first start at Carolina (10/29) as the Cowboys gained 414 total yards and controlled the clock for a season-best 38:16.
- At Arizona (11/12), the line did not allow a sack and gave Romo time to throw for 308 yards, his first career 300-yard passing game.
- The line limited the Bucs to one sack on 30 pass plays as the Cowboys gained a season-high 435 total yards – 306 passing and 137 rushing.
- Dallas also picked up a season-high 27 first downs, including 18 through the air, their most passing first downs since 1998, and Romo tied the club record with five passing touchdowns against Tampa Bay (11/23).
- At Atlanta (12/16), helped Dallas control the ball for 33:21, gain 352 yards, and score 31 offensive points.
- The line played a key role in the Cowboys 11-play, 80-yard touchdown drive late in the fourth quarter, which lasted 6:32 to put the game away.
- Against Detroit (12/31), the line gave Romo time to throw for a season-high 321 yards and two touchdowns.

**2005 (Detroit):**

- Played in 16 regular season games at left guard, including 11 starts.
- Moved into the starting lineup against Cleveland (10/23), helping the offense gain 329 yards – the second-most by the Lions in 2005.
- At Minnesota (11/6), Joey Harrington completed 28-of-48 passes for 263 yards, the most passing yards by the team in 2005.
- Helped the Lions gain a season-high 383 yards against Arizona (11/13), including 157 rushing yards and 226 passing yards.

**2004 (San Francisco):**

- Started 16 regular season games, including six at right guard and 10 at left guard.
- In his third start at left guard, helped San Francisco gain 448 yards against Arizona (10/10).

**2003 (San Francisco):**

- Played in 16 regular season games, including 12 starts.
- Showed his versatility by playing right tackle, left guard, and right guard through the season.
- Against Chicago (9/7), played right tackle and helped hold the Bears without a sack.
- Played right tackle the following week at St. Louis (9/14), and the 49ers gained 390 total yards.
- Moving to starting left guard, helped the offense gain 325 yards against the Lions (10/5).
- Against Tampa Bay (10/19), played left guard, and the 49ers rushed for a season-high 212 yards.

**2002 (San Francisco):**

- Made one start and played in 15 regular season games and both playoff games as a rookie.
- Saw considerable action on special teams and returned a kickoff 10 yards against Kansas City (11/10).
- Made his first career start at right guard at St. Louis (12/30) and played some at left tackle.
- Played on special teams in the wild card game against the N.Y. Giants (1/5/03) and in the Divisional Playoff Game at Tampa Bay (1/12/03).

**COLLEGE:**

- Started his final 23 games at Arizona State, including 11 as a senior, when he earned All-Pac-10 honorable mention as a right tackle.
- Helped the Sun Devils offense gain 426.4 yards-per-game as a senior.
- As a junior, started at right guard, helping the Sun Devil offense gain 379.3 yards-per-game.
- As a sophomore, played in 10 games and started the final two at right guard.
- As a freshman, moved from the defensive line to the offensive line and played in one game at left tackle.

**PERSONAL:**

- Kyle Blaine Kosier attended Cactus High in Peoria, Ariz., where he lettered in football, baseball, basketball, and track.
- Named to the All-Arizona football team by *The Arizona Republic* and made 634 career tackles.
- Was captain of his football and baseball teams.
- Earned his degree in interdisciplinary studies from Arizona State.
- He and his wife, Jennifer, were married March 20, 2004 and have one daughter, Kylee.
- 2008 Poker for Pets for SPCA of Texas.
- Annual team Holiday Hospital Visits.
- Happy Hill Farm Kickoff Luncheon and Cookbook.

**KOSIER'S NFL TOTALS**

**GAMES/STARTS** (regular season, playoffs): 2002 (15/1, 2/0 – S.F.), 2003 (16/12 – S.F.), 2004 (16/16 – S.F.), 2005 (16/11 – Det.), 2006 (16/16, 1/0 – Dallas), 2007 (16/16, 1/1 – Dallas). **Totals – 95/72, 4/2.**



# LOUIS-PHILIPPE LADOUCEUR


(LA-doo-sahr)

6-4 • 256 • 3/13/81

California • FA for '05

NFL: 4th Year • Cowboys: 4th Year

Games/Starts: 2007-16/0; Career-45/0; Postseason: 2007-1/0; Career-2/0.



91  
Long  
Snapper

**PRO:** Louis-Philippe Ladouceur joined the Cowboys three games into the 2005 season and has provided consistency at long snapper. He has made clean snaps on 196 punts, 86 field goals, and 122 PATs in his career, including the playoffs.

#### TRANSACTION SUMMARY:

**2/14/08:** Signed a five-year contract with Dallas through 2013.

**3/23/06:** Re-signed with Dallas.

**9/28/05:** Signed as free agent with Dallas.

**8/29/05:** Released by the Saints.

**4/28/05:** Signed as a rookie free agent with the New Orleans Saints.

#### 2007:

- Provided clean snaps against the N.Y. Giants (9/9) with a new rookie kicker (Nick Folk) and holder (Brad Johnson).

- Had one special teams tackle and clean snaps on five PATs and five punts against St. Louis (9/30).

- Snapped cleanly on all five of Folk's kicks, including a 53-yard game-winning field goal at Buffalo (10/8).

#### 2006:

- Made clean snaps on special teams in his first full season in Dallas.

- Recorded his first career special teams tackle at Jacksonville (9/10).

- Added one special teams tackle against Washington (9/17) and against Philadelphia (12/25).

#### 2005:

- Made his NFL debut at Oakland (10/2) and snapped cleanly on five punts and two field goals.

- Finished the season with clean snaps on 70 punts, 25 field goals and 28 PATs.

- Saw limited time at defensive end and as the Saints long snapper through preseason.

- Finished with two tackles, one sack, a forced fumble and a special teams tackle but was released at the end of camp.

#### COLLEGE:

- Played every game as Cal's deep snapper and was a key player on a special teams unit that did not allow a blocked kick in both his junior and senior seasons.

- Saw action in just two games as a sophomore and did not record any statistics.

- Played in three games for the Bears as a redshirt freshman.

#### PERSONAL:

- Louis-Philippe Ladouceur-Semeteys was born in Montreal, Canada.

- Played at Notre Dame High School and John Abbott College in Pointe-Claire, Montreal, Canada.

- As a defensive lineman, had 48 tackles, seven sacks, three blocked field goals, one blocked punt and a fumble recovery which he returned 35 yards for a touchdown as a senior.

- Earned his bachelor's degree in earth and planetary science and his master's degree in education from Cal.

- Fluent in French.

- 2005 Dallas Cowboys Rookie Club.

- Dallas Cowboys Draft Day/Fan Appreciation Party.

- Annual team Holiday Hospital Visits.

- Salvation Army Angel Tree Christmas Program.

- Happy Hill Farm Kickoff Luncheon and Cookbook.

#### LADOUCEUR'S COWBOYS TOTALS

**GAMES/STARTS** (regular season, playoffs): 2005 (13/0), 2006 (16/0, 1/0), 2007 (16/0, 1/0). **Totals – 45/0, 2/0.**



# CORY LEKKERKERKER

(lek-ker-ker)

6-7 • 310 • 7/25/81

Cal Davis • FA for '08

NFL: 4th Year • Cowboys: 1st Year

Games/Starts: 2007-11/2; Career-26/2; Postseason-0/0.



Tackle

**PRO:** The Dallas Cowboys signed veteran free agent Cory Lekkerkerker in hopes that he can provide experienced depth as he battles for a roster spot. Lekkerkerker has played two seasons in the NFL and spent part of another on a practice squad continuing to develop as a player in the NFL. He looks to gain valuable insight from Pro Bowl left tackle Flozell Adams and starter Marc Colombo in his attempt at a roster spot in Dallas this season.

#### TRANSACTION SUMMARY:

- 5/14/08: Signed by the Dallas Cowboys.
- 2/29/08: Declared a free agent.
- 9/2/07: Signed by the Miami Dolphins.
- 9/1/07: Released by the Chargers.
- 3/3/07: Re-signed a one-year contract with San Diego.
- 11/5/05: Signed to the Chargers active roster.
- 9/3/05: Released from the Chargers and signed to their practice squad (9/5).
- 4/29/05: Signed a two-year contract as a free agent with the San Diego Chargers.

#### 2007 (Miami):

- Played in 11 games with two starts at left guard for the Dolphins.
- Played the first three games of the season before dressing but not playing the next two weeks.
- Returned to action the next week, and over the course of the next six weeks, played in three games and did not see any playing time in the other three.
- Made first career start at Buffalo (12/9) at left tackle.
- Earned second start the following week against Baltimore (12/16) in the Dolphins first and only win of the season - 22-16 in overtime.
- Saw action in the final two games of the season.

#### 2006 (San Diego):

- Saw action in 15 games along the offensive line.
- In the season opener at Oakland (9/11), lined up at tight end in a goal line formation on a fourth-and-goal one-yard touchdown run by LaDainian Tomlinson - the first Chargers score of the game.
- Played at left tackle against Tennessee (9/17) providing key blocks for a 73-yard Michael Turner run and a 14-yard touchdown run by quarterback Charlie Whitehurst.
- Did not play at Baltimore (10/1).
- Took over for Shane Olivea in the second quarter at San Francisco (10/15) after Olivea suffered a mild knee injury.
- Played mainly on special teams and goal line situations the rest of the season and in the AFC Playoff game.

#### 2005 (San Diego):

- Spent the first eight weeks of the season on the practice squad.
- Moved to the active roster Week 9 and dressed but did not play.
- Was inactive for the rest of the season.

#### COLLEGE:

- Named first-team All-Great West Conference at California Davis in 2004.
- Earned team's Jim Ferrier Award in 2003 as the outstanding transfer of the year.
- Started every game in 2003 and 2004 after redshirting in 2002.
- Played two years at Chaffey College and earned second-team All-Foothill Conference in 2001.


#### PERSONAL:

- Cory Lekkerkerker was born in Upland, Calif., and played high school football at Damien High School in LaVerne, Calif.
- Named first-team All-Sierra Foothill League honors as a senior.
- Played high school football with his older brother, Brad, who was a former tackle with the Oakland Raiders.
- Earned a degree in economics from Cal Davis.

#### LEKKERKERKER'S NFL TOTALS

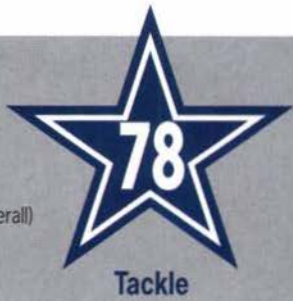
**GAMES/STARTS** (regular season, playoffs): 2005 (0/0), 2006 (15/0), 2007 (11/2). **Totals - 26/2. 0/0.**





# JAMES MARTEN

6-7 • 315 • 4/18/84  
 Boston College • D-3 for '07 (67th overall)  
 NFL: 2nd Year • Cowboys: 2nd Year  
 Games/Starts: 2007-0/0; Career-0/0;  
 Postseason-0/0.



**PRO:** The Cowboys scouts and coaches liked James Marten's potential at right tackle and chose him in the third round (67th overall) of the 2007 NFL Draft. His experience at left tackle and right tackle should help him in his bid to be a long-term contributor to the Cowboys offensive line. At 6-7, 315 pounds, he fits the mold of the Cowboys big offensive linemen, and his large frame should allow him to add to his weight. Like most offensive linemen out of Boston College in recent years, Marten can play several positions on the line. In Dallas, he began at tackle, where the team hopes to take advantage of his long wingspan and drive blocking ability. Marten joins Boston College alumnus Marc Colombo, who is the Cowboys starting right tackle.

**TRANSACTION SUMMARY:**

4/28/07: Drafted in the third round (67th overall) by Dallas.

**2007:**

- Earned several snaps with the first unit during the preseason, seeing time in all four games.
- Inactive for all 16 regular season games and the Divisional Playoff Game against the N.Y. Giants (1/13/08).

**COLLEGE:**

- Was a tackle as a freshman and a left guard as a sophomore and junior.
- Following the 2006 graduation of Jeremy Trueblood, who is now a Tampa Bay Buccaneer, Marten took over as the left tackle in his senior season.
- Started his last 38 games at Boston College, including the first 25 at left guard and the last 13 at left tackle. Had 222 career knockdowns/key blocks.
- After moving from left guard to left tackle as a senior, started 13 games and earned second-team All-Atlantic Coast Conference honors. The Eagles scored 26.0 points-per-game and ranked second in the conference with 354.1 yards-per-game.
- Had 10 blocks that resulted in touchdowns and was the leader of an offensive line that allowed just 22 sacks in 482 passing plays.
- Allowed only 1.5 sacks and no quarterback pressures, helping Boston College go 10-3, including a win over Navy in the Meineke Car Care Bowl.
- As a fourth-year junior, started all 12 games at left guard and earned second-team All-Atlantic Coast Conference honors.
- Allowed only 1.5 sacks and three quarterback pressures and made 71 knockdowns and helped the offense lead the ACC with 387.7 yards-per-game and 25.8 points-per-game.
- The offensive line ranked 12th in the nation with 15 sacks allowed (1.25 per-game).
- As a sophomore, started all 12 games at left guard and helped three Eagles running backs rush for 100 or more yards in a game.
- The Eagles offense finished with 4,625 yards, or 385.4 yards-per-game.
- As a second-year freshman, played in all 13 games, helping quarterback Paul Peterson pass for 2,594 yards.
- Made his first collegiate start at right tackle against Colorado State in the San Francisco Bowl.
- Redshirted as a true freshman in 2002.

**PERSONAL:**

- James Marten attended Brebeuf Jesuit High School in Indianapolis, Ind., where he earned 2001 All-Midwest honors from *SuperPrep* and *PrepStar*.
- A two-time all-state Class 3A and all-county choice, was also named to the Indiana Football Coaches' Top-50 in 2001 and was a member of the North-South All-Star team.
- A team captain in football, also competed on the basketball team and track and field team.
- In 2000, helped the basketball team win the Indiana State Class 3A title in 2000.
- In track, competed in the discus and was a team captain as a senior.
- Earned his bachelor's degree in finance and marketing from the Carroll School of Management at Boston College in May 2006 and is pursuing a master's degree in administrative studies at the Woods College of Advancing Studies.
- Was the 2005-06 recipient of the John F. Walsh Family Football Scholarship.
- Participated in the NFL Business Management and Entrepreneurial Program, attending the Wharton School of the University of Pennsylvania in the spring of 2008.
- 2007 Dallas Cowboys Rookie Club.
- 2008 Poker for Pets for SPCA of Texas.
- 2008 Dallas Cowboys Draft Day/Fan Appreciation Party.
- Annual team Holiday Hospital Visits.
- Salvation Army Angel Tree Christmas Program.
- Happy Hill Farm Kickoff Luncheon and Cookbook.

**MARTEN'S COWBOYS TOTALS**

**GAMES/STARTS** (regular season, playoffs): 2007 (0/0, 0/0).



# MAT McBRIAR

6-1 • 222 • 7/8/79

Hawaii • FA for '04

NFL: 5th Year • Cowboys: 5th Year

Games/Starts: 2007-16/0; Career-64/0;

Postseason: 2007-1/0; Career-2/0.



Punter

**PRO:** An undrafted rookie free agent in 2003, Mat McBriar has become one of the NFL's premier punters in just four seasons. He has six of the club's top-10 single-game highs for gross average and the second-best single-game net average. With his selection to the Pro Bowl following the 2006 season, McBriar became just the third Cowboys punter to make the NFL's all-star game, joining Sam Baker in 1963 and Ron Widby in 1971. He narrowly missed a trip to the Pro Bowl following 2007, as he was selected as a reserve for the NFC squad. His Pro Bowl season was highlighted by a 48.2-yard gross punting average, tied for fifth-best in NFL history. He broke Baker's team record of 45.4 yards-per-punt, set in 1962, and became the first punter to average over 48 yards-per-punt since Yale Lary of the Lions in 1963. Coming into the 2008 season, McBriar has 275 consecutive regular season punts without being blocked, the second-longest streak in club history behind Danny White's 341.

PRO  
BOWL



### TRANSACTION SUMMARY:

- 3/1/07:** Signed a contract extension.  
**2/13/06:** Re-signed with Dallas.  
**1/5/04:** Signed to the Dallas active roster.  
**9/01/03:** Released by Seattle.  
**8/22/03:** Traded to Seattle for a 2004 conditional pick.  
**4/28/03:** Signed with Denver.

### 2007:

- Finished fourth in the NFL with a 47.1 gross average and seventh with a 38.5 net average.
- Had a season-best gross average of 56.5 yards in the win at Buffalo (10/8).
- With a 53.8 average on five punts against New England (10/14), had the third-best single-game average in club history.
- Posted the fourth-best gross average in club history the next week against Minnesota (10/21) with a 53.3-yard average.
- Also had a net average of 50.5 against the Vikings, the second-best single-game net average in franchise history.
- Against Green Bay (11/29), logged his 254th consecutive punt without a block, surpassing John Jett for the second-longest streak in club history.
- Had a season-high with seven punts against Philadelphia (12/16) and again at Washington (12/30).
- Averaged 47.3 yards in the Divisional Playoff Game against the N.Y. Giants – good for the second-highest gross average in club playoff history.
- Also had three punts downed inside the Giants 20-yard line which tied for the second-most punts downed inside the 20-yard line in Dallas postseason history.

### 2006:

- Earned his first career trip to the Pro Bowl after posting an NFL-best 48.2-yard gross punting average, tying Sammy Baugh's 1942 average for the fifth-best in NFL history.
- Trailed only Sammy Baugh's 51.4 in 1940, Yale Lary's 48.9 in 1963, Baugh's 48.7 in 1941, and Lary's 48.4 in 1961.
- Set a club record, breaking the previous mark of 45.4, set by Baker in 1962.
- Was fourth in the league with a 38.6-yard net average, also the fourth-best ever by a Dallas punter – the best average by a Dallas punter since Baker's 40.6 in 1963.
- Became just the third Cowboys punter to make the Pro Bowl, joining Baker in 1963 and Widby in 1971.
- Also a second-team All-Pro choice by The Associated Press and a first-team All-NFC pick by the Pro Football Writers.
- Twenty-seven of his 56 punts in 2006 went 50-or-more yards, including seven that went 60-or-more yards.
- Had 15 of his punts downed inside the opponents 20-yard line, and his 75-yard punt against Houston (10/15) was the longest in the NFL in 2006.
- Set a then career-high with a 53.2-yard average on five punts in the season opener at Jacksonville (9/10).
- Set a club record in the win over Houston (10/15) with a 56.8-yard average on four punts – 47, 75, 56, and 49 yards – and had a career-high 46.0 net average.
- His 75-yard punt went out of bounds at the Houston two-yard line and was tied for the second-longest punt in club history.
- Notched a season-high 58.0-yard gross average and tied his season-high with a 46.0-yard net average on two punts.
- Named NFC Special Teams Player of the Week after posting a 46.7-yard average on three punts, including two inside the 20-yard line in the win over Indianapolis (11/19).
- Averaged 48.4 yards on five punts in his postseason debut at Seattle (1/6/07) – the highest punting average in a playoff game in team history.
- Had a 62-yard punt in the fourth quarter, the second-longest punt in Cowboys postseason history.

**2005:**

- Finished his second season in Dallas with a 42.5-yard average on 81 punts, which ranked eighth in the NFC and 20th in the NFL.
- His 37.1-yard net average was fourth-best in the NFC, 12th-best in the NFL, and the best by a Dallas punter since 1993, marking the fourth time since 1969 that a Dallas punter had a net average over 37 yards.
- Eighteen of his 81 punts were downed without a return, the second-best total in the NFL and tied for second in the NFC – fifth in the NFL – with 28 punts downed inside the 20-yard line, tying Mike Saxon for the second-best total in club history.
- Had a 48.2-yard average on six punts and a 40.0-yard net average with three punts that landed at or inside the Redskins 10-yard line in the home opener against Washington (9/19).
- Tied a career-high with nine punts at Seattle (10/23), and five were downed inside the Seahawks 20-yard line, a team record.
- Against Arizona (10/30), had a 53.3-yard average on three punts – 55, 53, and 52 yards along with his first special teams tackle of the season.
- Tied his career-high with nine punts for a 42.7-yard average at Philadelphia (11/14).
- All three of his punts landed inside the 20-yard line against Detroit (11/20).
- Had a season-high 42.0-yard net average on five punts against Denver (11/24).
- At Carolina (12/24), averaged a season-best 48.6 yards on seven punts, including one for a season-long 63 yards.

**2004:**

- Played in all 16 games in his first pro season, finishing with a 42.4-yard gross average on 75 punts and a 35.1-yard net average.
- Twenty-two of his punts were downed inside the 20-yard line and his 42.4-yard gross average was the highest by a Cowboys punter since 2000, when Micah Knorr posted a 42.8-yard average.
- Made his NFL debut in the season opener at Minnesota (9/12) and averaged 32.7 yards on three punts, including two that were downed inside the 20-yard line.
- Two of his three punts against Cleveland (9/19) were downed inside the 20, including one at the one-yard line, which led to a safety when the Browns were called for holding in the end zone.
- On four punts against Pittsburgh (10/17), averaged a career-high 50.3 yards with a then career-high 45.0-yard net average, marking the best gross and net average by a Dallas punter since Oct. 24, 1999, when Toby Gowin had a 53.3-yard gross average and a 45.3-yard net average.
- Punted seven times for a 44.1-yard average against Philadelphia (11/15), including a 57-yard punt and a career-long 68-yard punt, the longest since Gowin's 72-yard punt against Chicago on Sept. 28, 1997.
- Had a career-high nine punts against Chicago (11/25) on Thanksgiving Day, averaging 43.1 yards-per-punt with four consecutive punts of 50-or-more yards in the first and second quarters.
- Against New Orleans (12/12), had his first career special teams tackle.
- Added his second career special teams tackle against Washington (12/26), preventing a touchdown by forcing Antonio Brown out of bounds at the Cowboys 23-yard line.

**2003:**

- Signed with the Denver Broncos as a rookie free agent and had six punts for a 41.5-yard average in the preseason.
- Was traded to Seattle on Aug. 22 for a conditional draft pick and averaged 44.8 yards on five punts in his lone preseason game with Seattle.
- Was released Aug. 31 and spent the fall out of football.
- Signed to the Cowboys practice squad Dec. 24.

**COLLEGE:**

- Punted three years at Hawaii, averaging 42.2 yards on 131 career punts, including 32 that were downed inside the 20-yard line.
- Earned All-Western Athletic Conference honors as a senior after averaging 44.8 yards on 48 punts (2,148 yards) with 12 downed inside the 20-yard line.
- As a junior, earned second-team All-WAC honors after averaging 43.4 yards on 40 punts, with 10 that were downed inside the 20-yard line.
- Began his college football career in 2000, punting 43 times for 1,647 yards (38.3 yards-per-punt), including 10 punts that were downed inside the 20.
- Attended Deakin University in Australia for three semesters before moving to Hawaii.

**PERSONAL:**

- Matthew James McBriar graduated from Brighton Grammar School in Melbourne, Australia, in 1997 and earned full color (lettered) four times in football and rowing.
- Credits former San Diego Chargers punter Darren Bennett for helping him pursue a college football career. Bennett introduced him to Hawaii head coach June Jones. McBriar later stayed with Bennett in San Diego after being released by Seattle in 2003.
- Is the second Australian to play for the Cowboys, joining former punter/kicker Colin Ridgway (1965), and just the fourth Australian to play in the NFL, joining Bennett, Ridgway, and defensive tackle Colin Scotts, who played for the St. Louis Cardinals in 1987.
- He and his wife, Erin, were married February 15, 2008.
- MDA Muscle Team Bash.
- Taste of the NFL: The Ultimate Dallas Cowboys Tailgate Party for North Texas Food Bank.
- Dallas Cowboys Draft Day/Fan Appreciation Party.
- 2008 Poker for Pets for SPCA of Texas.
- Annual team Holiday Hospital Visits.
- Salvation Army Angel Tree Christmas Program.
- Happy Hill Farm Kickoff Luncheon and Cookbook.

## McBRIAR'S COWBOYS TOTALS

Year Team	GP-GS	PUNTING									
		No	Yds	Avg	Opp Ret	Yds	Net	TB	In 20	Long	Blk
2004 Dallas	16-0	75	3,182	42.4	39	410	35.1	7	22	68	0
2005 Dallas	16-0	81	3,439	42.5	33	250	37.1	9	28	63	0
2006 Dallas	16-0	56	2,697	48.2	31	334	38.6	10	22	75	0
2007 Dallas	16-0	63	2,970	47.1	35	406	38.5	7	17	64	0
<b>Totals</b>	<b>64-0</b>	<b>275</b>	<b>12,288</b>	<b>44.7</b>	<b>138</b>	<b>1,400</b>	<b>37.2</b>	<b>33</b>	<b>89</b>	<b>75</b>	<b>0</b>
<b>Playoffs</b>											
2006 Dallas	1-0	5	242	48.4	3	13	41.8	1	0	62	0
2007 Dallas	1-0	4	189	47.3	1	25	41.0	0	3	58	0
<b>Totals</b>	<b>2-0</b>	<b>9</b>	<b>431</b>	<b>47.9</b>	<b>4</b>	<b>38</b>	<b>41.4</b>	<b>1</b>	<b>3</b>	<b>62</b>	<b>0</b>

### ADDITIONAL STATISTICS

**Special Teams Tackles** – 2004 (2-0-2); 2005 (0-1-1).  
 Total (2-1-3).  
**Passing** – 2004 (0-of-1).  
**Fumbles (fumbles/lost)** – 2004 (1/0).  
**Rushing** – 2006 (1 carry, 0 yards).

### SINGLE-GAME BESTS

**Punts** – 9 vs. Chicago, 11/25/04, at Seattle, 10/23/05 and at Philadelphia, 11/14/05  
**Gross Avg** – 56.8 vs. Houston, 10/15/06  
**Net Avg** – 50.5 vs. Minnesota, 10/21/07  
**Most Punts Inside the 20** – 5 at Seattle, 10/23/05  
**Long Punt** – 75 vs. Houston, 10/15/06

### McBRIAR'S GAME-BY-GAME

Game	2004 (Dallas)										2006 (Dallas)									
	No	Yds	Avg	TB	IN20	Lg	Blk	Yds	Net		No	Yds	Avg	TB	IN20	Lg	Blk	Yds	Net	
L-@ Min 9/12	3	98	32.7	0	2	40	0	1	32.3		5	266	53.2	1	0	62	0	30	43.2	
W- Cle 9/19	3	119	39.7	0	2	53	0	11	36.0		7	343	49.0	1	2	61	0	47	39.4	
W-@ Was 9/27	8	314	39.3	1	2	52	0	18	34.5		1	40	40.0	0	1	40	0	0	40.0	
L- NYG 10/10	3	112	37.3	0	1	48	0	4	36.0		6	315	52.5	2	2	61	0	29	41.0	
L- Pit 10/17	4	201	50.3	0	1	58	0	21	45.0		4	227	46.8	0	2	75	0	43	46.0	
L-@ GB 10/24	5	182	36.4	0	2	54	0	0	36.4		3	123	41.0	0	1	49	0	13	36.7	
W- Det 10/31	2	100	50.0	0	1	50	0	25	37.5		4	193	48.3	1	2	54	0	22	37.8	
L-@ Cin 11/7	4	192	48.0	1	2	52	0	29	35.8		5	215	43.0	2	0	46	0	50	25.0	
L- Phi 11/15	7	309	44.1	2	3	68	0	9	37.1		2	116	58.0	1	1	66	0	4	46.0	
L-@ Bal 11/21	6	250	41.7	0	2	55	0	25	37.5		3	140	46.7	1	2	63	0	0	40.0	
W- Chi 11/25	9	388	43.1	1	1	54	0	68	33.3		2	71	35.5	0	1	43	0	9	31.0	
W-@ Sea 12/6	3	110	36.7	0	0	42	0	24	28.7		2	92	46.0	1	1	50	0	0	36.0	
L- NO 12/12	5	245	49.0	0	1	55	0	58	37.4		4	163	40.8	0	4	52	0	-2	41.3	
L-@ Phi 12/19	6	234	39.0	1	2	43	0	35	29.8		3	159	53.0	0	2	57	0	3	52.0	
W- Was 12/26	5	233	46.6	1	0	52	0	59	30.8		3	131	43.7	0	1	52	0	14	39.0	
L-@ NYG 1/2/05	2	95	47.5	0	0	58	0	223	36.0		2	103	51.5	0	0	56	0	72	15.5	
<b>Totals</b>	<b>75</b>	<b>3,182</b>	<b>42.4</b>	<b>7</b>	<b>22</b>	<b>68</b>	<b>0</b>	<b>410</b>	<b>35.1</b>		<b>56</b>	<b>2,697</b>	<b>48.2</b>	<b>10</b>	<b>22</b>	<b>75</b>	<b>0</b>	<b>334</b>	<b>38.6</b>	
<b>Playoffs</b>																				
L-@ Sea 1/6/07	5	242	48.4	1	0	62	0	13	41.8											
Game	2005 (Dallas)										2007 (Dallas)									
	No	Yds	Avg	TB	IN20	Lg	Blk	Yds	Net		No	Yds	Avg	TB	IN20	Lg	Blk	Yds	Net	
W-@ SD 9/11	3	124	41.3	0	0	42	0	25	33.0		2	108	54.0	0	2	64	0	13	47.5	
L- Was 9/19	6	289	48.2	2	3	58	0	9	40.0		4	174	43.5	0	2	49	0	37	34.3	
W-@ SF 9/25	3	126	42.0	1	0	52	0	10	32.0		4	155	38.8	0	0	49	0	1	38.5	
L-@ Oak 10/2	5	224	44.8	0	1	56	0	35	37.8		5	259	51.8	0	1	58	0	111	29.6	
W- Phi 10/9	2	82	41.0	0	0	43	0	0	41.0		2	113	56.5	1	1	58	0	0	46.5	
W- NYG 10/16	3	121	40.3	0	2	51	0	0	40.3		5	269	53.8	1	0	63	0	37	42.4	
L-@ Sea 10/23	9	363	40.0	1	5	54	0	7	37.3		5	269	53.8	1	0	63	0	37	42.4	
W- Ari 10/30	3	160	53.3	0	0	55	0	59	33.7		4	213	53.3	0	3	60	0	11	50.5	
W-@ Phi 11/14	9	384	40.4	1	2	56	0	65	33.2		2	85	42.5	1	1	46	0	8	28.5	
W- Det 11/20	3	97	32.3	0	3	46	0	-6	34.3		4	143	35.8	0	1	45	0	10	33.3	
L- Den 11/24	5	238	47.6	1	2	55	0	8	42.0		4	195	48.8	1	1	56	0	20	38.8	
L-@ NYG 12/4	7	280	40.0	0	3	52	0	6	39.1		5	225	45.0	0	2	54	0	8	43.4	
W- KC 12/11	4	177	44.3	1	2	52	0	-5	40.5		1	40	40.0	0	0	40	0	7	33.0	
L-@ Was 12/18	6	211	35.2	0	1	52	0	0	35.2		3	132	44.0	1	0	55	0	2	36.7	
W-@ Car 12/24	7	340	48.6	2	1	63	0	14	40.9		7	351	50.1	1	1	58	0	43	41.1	
L- STL 1/1/06	6	223	37.2	0	3	45	0	23	33.3		4	176	44.0	1	1	53	0	42	28.5	
<b>Totals</b>	<b>81</b>	<b>3,439</b>	<b>42.5</b>	<b>9</b>	<b>28</b>	<b>63</b>	<b>0</b>	<b>250</b>	<b>37.1</b>		<b>63</b>	<b>2,970</b>	<b>47.1</b>	<b>7</b>	<b>17</b>	<b>64</b>	<b>0</b>	<b>406</b>	<b>38.5</b>	
<b>Playoffs</b>																				
L- NYG 1/13/08	4	189	47.3	0	3	58	0	25	41.0											



# PAT McQUISTAN


(muh-KWISS-tin)

6-6 • 315 • 4/30/83

Weber State • D-7a for '06 (211th overall)

NFL: 3rd Year • Cowboys: 3rd Year

Games/Starts: 2007-16/0; Career-17/0; Postseason: 2007-1/0; Career-2/0.



Tackle

**PRO:** Pat McQuistan has been a valuable tackle with the flexibility to play both the right and left side. He will continue to learn from some of the best in the league in Pro Bowler, Flozell Adams and Marc Colombo after seeing time in all 16 games as a reserve lineman and on special teams in 2007.

### TRANSACTION SUMMARY:

**4/30/06:** Drafted in seventh-round (211th overall) by Dallas.

#### 2007:

- Saw action in every game – mainly on special teams.
- Played at right tackle in place of Colombo on the team's final drive against St. Louis (9/30).
- Relieved Adams at left tackle on the final drive against the N.Y. Jets (11/22).
- Recorded his first NFL kickoff return for 12 yards against Philadelphia (12/16).
- Played at left tackle for the fourth quarter at Washington (12/30).

#### 2006:

- Made the active roster out of training camp as a backup tackle to Adams.
- Had two starts in the preseason when Adams was out with a bruised calf.
- Inactive the first 15 games of the regular season.
- Made his NFL debut against Detroit (12/31), playing mostly on special teams.
- Played on special teams in the wild card game at Seattle (1/6/07).

#### COLLEGE:

- Played in all 11 games in 2005 at Weber State, helping the Wildcats go 6-5 after they went 1-10 in 2004 as the offense averaged 381.2 yards-per-game and finished with 2,466 passing yards and 1,727 rushing yards.
- In his first season at Weber State, played in 10 games at tackle and guard.
- Enrolled at Weber State during the summer and sat out the 2003 season as an academic redshirt.
- Originally signed to play at Weber State in February 2002 along with his brother, Paul, but was declared academically ineligible.
- Enrolled at Edmonds Community College and played baseball for one season.

#### PERSONAL:


- Patrick Shawn McQuistan attended Lebanon, Ore., High School.
- Earned second-team All-Valley League honors as a defensive lineman and honorable mention All-Valley League as an offensive lineman and punter as a senior.
- Was a business major at Weber State.
- Twin brother, Paul, was selected in the third round (69th overall) by the Oakland Raiders in the 2006 NFL Draft.
- Paul and Pat are the youngest of seven children. Their brother David is in the Air Force.
- He and his wife, Amy, were married in July of 2007.
- 2006 Dallas Cowboys Rookie Club.
- Taste of the NFL: The Ultimate Dallas Cowboys Tailgate Party for North Texas Food Bank.
- 2008 Poker for Pets for SPCA of Texas.
- Annual team Holiday Hospital Visits.
- Salvation Army Angel Tree Christmas Program.
- Happy Hill Farm Kickoff Luncheon and Cookbook.

### McQUISTAN'S COWBOYS TOTALS

**GAMES/STARTS** (regular season, playoffs): 2006 (1/0, 1/0), 2007 (16/0, 1/0). **Totals (17/0, 2/0).**

#### ADDITIONAL STATISTICS

**Kickoff Returns** – 2007 (1 for 12 yds., long 12).



# TERENCE NEWMAN

5-11 • 190 • 9/4/78  
 Kansas State • D1 for '03 (5th overall)  
 NFL: 6th Year • Cowboys: 6th Year  
 Games/Starts: 2007-13/11; Career-77/75;  
 Postseason: 2007-1/1; Career-3/3.



Cornerback

PRO  
BOWL



**PRO:** After being regarded as one of the game's top corners for his first four years in the NFL, Terence Newman earned his first Pro Bowl selection following the 2007 season. He signed a six-year extension on May 20 that will keep him in Dallas until 2014. Blessed with speed that made him an indoor and outdoor All-American sprinter in college, Newman has been a consistent performer since becoming Dallas's first round draft choice in 2003. He earned All-Rookie honors after tying for the league lead among rookies in interceptions. In his second season, Newman became the first player since Everson Walls in 1981-82 to lead the team outright in interceptions in consecutive seasons. He enjoyed another productive season in 2005 where he solidified his reputation as a shutdown corner. He was rarely challenged in the passing game in 2006, and in 2007, he proved he could overcome injury for the first time in his career – turning in the Pro Bowl performance – after missing the season's first two games with a foot injury. A solid playmaker and an anchor in the secondary, Newman is one of three first round draft picks at the corner position for Dallas – joining Adam Jones (2005) and Mike Jenkins (2008). He also has dangerous punt returning ability when called upon. Newman has a career average of 8.2 yards on 36 punt returns with a 56-yard touchdown return to his credit. Thanksgiving Day has become a special holiday for Newman as he has recorded at least one turnover (three interceptions and one fumble recovery) in four of his five career turkey day outings.

## TRANSACTION SUMMARY:

**5/20/08:** Signed a six-year contract extension with Dallas.

**4/26/03:** Drafted in the first round (5th overall) by Dallas.

## 2007:

- Despite missing the first two games of the year while recovering from a foot injury, earned first Pro Bowl selection in his fifth NFL season.
- Was one-of-13 Cowboys selected to the Pro Bowl – setting a team and NFL record.
- Finished the year third on the team with four interceptions to go along with 15 pass breakups (tied for the team lead).
- His 62 tackles were seventh-best on a defense that closed the year ninth in the NFL (fourth in the NFC), allowing an average of 307.6 yards-per-game.
- Missed the season opener against the N.Y. Giants (9/9) and the following week's game at Miami (9/16) while recovering from a foot injury. The opener marked the first game he had missed in his five-year NFL career.
- Returned to on-field action in the win at Chicago (9/23) where he was used only in nickel passing situations.
- Did not start in the win over St. Louis (9/30), but was forced into full-time action after Anthony Henry suffered a high ankle sprain in the first quarter and responded with five tackles.
- In his first start of the season in place of Henry (ankle) at Buffalo (10/8), picked off his first pass of the season and returned it 70 yards while also contributing five tackles and one pass defended.
- In the loss to New England (10/14), had a season-high nine tackles and forced one fumble in his second start of the year.
- In the win at Philadelphia (11/4), tied for the team lead in tackles with eight stops and also knocked down one pass.
- In the win over Washington (11/18), had a team-high three pass breakups – one of which was an interception that stopped a late Redskins drive for the potential go-ahead touchdown.
- In the Thanksgiving Day win over the N.Y. Jets (11/22), registered his third big-play interception of the year by taking a Jets pass 50 yards for a score that brought the Dallas lead to 21-0 in the second quarter. It was the 15th interception of his career and the first he had returned for a touchdown.
- In the win over Green Bay (11/29) tied for second on the team in tackles (five stops) while breaking up two passes and recording his fourth interception of the year (his third consecutive game with a pick) on the play in which Brett Favre was injured.
- Sat out the season-ending loss at Washington (12/30), resting a knee injury that occurred at Carolina (12/22).

## 2006:

- Ranked sixth on the team with 66 tackles and third on the team with 12 passes defended. Also added one interception.
- Also surfaced as a dangerous punt returner, ranking fifth in the NFC and 12th in the NFL with a 10.1-yard average on 20 returns.
- In the home-opening win over Washington (9/17), gained 40 yards on three punt returns (13.3 yards-per-return).
- At Tennessee (10/1), posted two punt returns for 21 yards, including a season-best 20-yarder, to set up short touchdown drives of 55 and 44 yards.
- In the Monday night loss to the N.Y. Giants (10/23), had his only interception of the season, picking off Eli Manning in the end zone. Also finished second on the team with a season-high eight tackles.
- In the win over previously undefeated Indianapolis (11/19), recorded three tackles, including one for a loss on a pass play, and broke up a pass. Helped limit the Colts to a season-low 14 points.

- In the Thanksgiving Day win over Tampa Bay (11/23), had a 24-yard punt return to set up Dallas's first touchdown.
- In the playoff-clinching win at Atlanta (12/16), registered five tackles and had a career-high four pass breakups.
- Against Detroit (12/31), scored his first career touchdown, returning a punt 56 yards to give the Cowboys a 21-20 lead in the third quarter. It was the longest punt return of his career and the first punt return for a touchdown by a Cowboy since Nov. 22, 2001, when Reggie Swinton returned one 65 yards against Denver.

**2005:**

- The most productive of his three NFL seasons to date, finishing third on the team with 70 tackles, leading the team with a career-high 15 passes defended and tying for second with three interceptions.
- Was fifth on the team with three tackles for a loss.
- In the season-opening win at San Diego (9/11), had five tackles and a season-high two tackles for a loss, both on pass plays.
- In the Monday night loss to Washington (9/19), intercepted his fifth career pass against the Redskins in five career games.
- In the win at San Francisco (9/25), was second on the team with six tackles and also broke up two passes. One of the pass breakups came on the 49ers final play, and Dat Nguyen intercepted it to seal the Cowboys 34-31 win.
- In the loss at Oakland (10/2), made the defensive play of the game, catching Randy Moss from behind at the Dallas seven-yard line to save a touchdown and force a Raiders field goal.
- In the win over Philadelphia (10/9), added his second career sack.
- At Seattle (10/23), was second on the team with six tackles. Also broke up two passes and intercepted quarterback Matt Hasselbeck at the Dallas seven-yard line on the Seahawks opening drive.
- In the victory over Detroit (11/20), was second on the team with a season-high seven tackles along with a pass deflection.
- In the overtime loss to Denver (11/24) on Thanksgiving Day, had four tackles and two takeaways that led to two Dallas touchdowns. His second quarter interception was the first off quarterback Jake Plummer in 230 pass attempts. His fourth quarter fumble recovery at the Broncos 10-yard line set up the tying touchdown.
- At Carolina (12/24), limited wide receiver Steve Smith to one catch for 18 yards before Smith was ejected midway through the third quarter. Finished with three tackles and two passes defended, giving him a career-high 15 for the season.

**2004:**

- Led the team with four interceptions, becoming the first player since Everson Walls in 1981-82 to lead the team outright in interceptions in consecutive seasons.
- Posted a team-high 13 pass deflections and ranked fourth on the team with 66 tackles in his second NFL season.
- Against Cleveland (9/19), had his first interception of the season and helped limit the Browns to 66 net passing yards. Also returned his first career punt, a seven-yard return in the third quarter.
- Led the team with a career-high 13 tackles against Pittsburgh (10/17).
- Had a season-high two pass breakups against Detroit (10/31) and two pass breakups and four tackles at Cincinnati (11/7).
- Registered his first career tackle for a loss against Philadelphia (11/15) and his first career forced fumble at Baltimore (11/21).
- On Thanksgiving Day against Chicago (11/25), had his second interception, picking off Jonathan Quinn in the fourth quarter and returning it 11 yards to the Bears 42-yard line to set up the Cowboys final touchdown.
- At Seattle (12/6), recorded eight tackles, broke up a pass and forced a fumble in the second quarter.
- At Philadelphia (12/19), posted two tackles, broke up two passes and picked off his third pass of the season. Limited wide receiver Terrell Owens to two catches for 24 yards.
- Had three tackles and his fourth interception of the season against Washington (12/26), helping limit the Redskins to 149 passing yards.

**2003:**

- Became just the third rookie cornerback in club history to start a season opener against Arizona (9/7).
- Finished the season with four interceptions, which was first on the team, tied for 10th in the NFC and tied for first among NFL rookies.
- Was also second on the team with 14 passes defended.
- Was fifth on the team with 80 tackles, becoming the fifth Cowboys cornerback to record 80-or-more tackles since 1979, when the team began tracking tackles. Also finished second on the team with six tackles for a loss.
- Helped the defense jump from 18th in the league in 2002 to first after it allowed 75 fewer yards-per-game.
- Dallas was the only team in the league that allowed a completion percentage below 50.0.
- At the N.Y. Giants (9/15), intercepted his first career pass, picking off a second quarter pass intended for tight end Jeremy Shockey at the Cowboys 20-yard line. He also broke up a season-high three passes.
- Against Arizona (10/5), logged his first career sack when he ran Jeff Blake out of bounds on a scramble.
- Was second on the team with seven tackles and helped limit quarterback Jake Delhomme to nine-of-24 passing (37.5 percent) in the Cowboys 24-20 win over Carolina (11/23).
- Recorded a season-high eight tackles against Miami (11/27) on Thanksgiving Day. Also recovered a Ricky Williams fumble at the Dallas 28-yard line.
- Earned NFC Defensive Player of the Week honors at Washington (12/14), after tying a team record with three interceptions, becoming the fourth Cowboys player and first rookie to have three interceptions in a game. The first interception came at the Dallas seven-yard line. He returned the second interception 25 yards, to the Redskins nine-yard line, to set up a Dallas touchdown. The third interception led to a Dallas field goal.
- Posted five tackles at Carolina (1/3/04) in his postseason debut.

**COLLEGE:**

- A consensus All-America selection as a senior cornerback at Kansas State and an honorable mention All-America kickoff returner.

- Became the first player in school history to win the Jim Thorpe Award and was a finalist for the Bronco Nagurski Award.
- Was an All-Big 12 Conference first-team choice and Big 12 Defensive Player of the Year in 2002, when he became the second player in school history to score a touchdown on a kickoff and punt return in the same season.
- In 48 collegiate games, posted 133 tackles, 10 interceptions, 32 pass deflections, and two forced fumbles.
- Also gained 834 yards with one touchdown on 32 kickoff returns (26.1 yards-per-return) and 417 yards with three touchdowns on 27 punt returns (15.4 yards-per-return).
- As a senior, had five interceptions and 14 pass breakups.
- Also played wide receiver, catching four passes for 98 yards (24.5 yards-per-catch) and a touchdown.
- A consensus All-Big 12 Conference second-team selection as a junior, ranked fifth in the Big 12 and 16th in the nation with 19 passes defended.
- Also posted three interceptions as a junior and blocked two kicks.
- On the track, was a two-time Big 12 champion in the 100 meters and reached the NCAA semifinals.
- Set the school record in the 100 meters at 10.20 seconds.
- Also finished second in the 200 meters at the Big 12 meet with a time of 21.42.
- Earned his first All-America honor by finishing fifth in the 60 meters at the NCAA Indoor Championship with a time of 6.67.
- Was the Big 12 indoor champ in the 60 meters with a time of 6.65 seconds in the finals and ran a school record 6.62 seconds in the preliminary round.

**PERSONAL:**

- Terence Newman attended Central High School in Salina, Kansas.
- Coming out of high school, was listed as one of the top-20 recruits in Kansas by First Down Recruiting.
- Lettered twice in football, three times in track, three times in basketball and once in baseball.
- Ran the 100 meters in 10.36 and the 200 in 21.6 entering his senior season.
- A business major at Kansas State.
- 'Breakfast Buddy' program in his hometown of Salina.
- 2003 Dallas Cowboys Rookie Club.
- 2004, 2005, 2007 Children's Cancer Fund Fashion Show.
- 2004 Rookie Club Alumni visit to ChildCare Group.
- St. Valentine's Leukemia and Lymphoma Society Style Show.
- 2005-2007 Brain Awareness Week, hosted by UT Dallas.
- 2004, 2005 and 2007 Stars of Texas: Racing Against the for American Diabetes Association.
- Dallas Cowboys Draft Day/Fan Appreciation.
- NFL Flag Football program in Dallas for youths.
- Mission Arlington Holiday Party for underprivileged children.
- Dallas Cowboys Early Thanksgiving Day Meal for The Salvation Army.
- Cowboys/NFL Football 201 Workshop benefiting The Salvation Army and The Rise School.
- 2007 joined teammates Roy Williams, Tony Romo and DeMarcus Ware for the Salvation Army National Advisory Organizations Conference.
- 2008 Habitat for Humanity Build at Texas Stadium with Bank of America.
- Backyard Challenge Youth Football Game with Direct Energy.
- Annual team Holiday Hospital Visits.
- Salvation Army Angel Tree Christmas Program.
- Happy Hill Farm Kickoff Luncheon and Cookbook.



**MISSION:** Terence Newman's Rising Stars Foundation exists to provide mentoring, academic support and unique opportunities to young student-athletes who demonstrate exceptional character and motivation in the face of challenging circumstances.

[www.terencenewman41.com](http://www.terencenewman41.com)

**NEWMAN'S COWBOYS TOTALS**

Year Team	GP-GS	DEFENSE						INTERCEPTIONS					FUMBLES REC						
		ST	AT	TT	Sks-Yds	Tkl/Ls	QB Prs	PBU	FF	No	Yds	Avg	Lg	TD	No	Yds	Avg	Lg	TD
2003 Dallas	16-16	69	11	- 80	1.0(0)	6(-15)	0	14	0	4	23	5.8	25	0	1	0	0.0	0	0
2004 Dallas	16-16	61	5	- 66	0.0(0)	2(-7)	0	13	2	4	31	7.8	21	0	0	0	0.0	0	0
2005 Dallas	16-16	55	15	- 70	1.0(-6)	3(-5)	0	15	1	3	16	5.3	12	0	1	0	0.0	0	0
2006 Dallas	16-16	54	12	- 66	0.0(0)	1(-1)	0	12	0	1	12	12.0	12	0	0	0	0.0	0	0
2007 Dallas	13-11	51	11	- 62	0.0(0)	1(-4)	1	15	1	4	129	32.3	70	1	0	0	0.0	0	0
<b>Totals</b>	<b>77-75</b>	<b>290</b>	<b>54</b>	<b>- 344</b>	<b>2.0(-6)</b>	<b>13(-32)</b>	<b>1</b>	<b>69</b>	<b>4</b>	<b>16</b>	<b>211</b>	<b>13.2</b>	<b>70</b>	<b>1</b>	<b>2</b>	<b>0</b>	<b>0.0</b>	<b>0</b>	<b>0</b>
<b>Playoffs</b>																			
2003 Dallas	1-1	5	0	- 5	0.0(0)	0(0)	0	0	0	0	0	0.0	0	0	0	0	0.0	0	0
2006 Dallas	1-1	5	1	- 6	0.0(0)	0(0)	0	1	0	0	0	0.0	0	0	0	0	0.0	0	0
2007 Dallas	1-1	0	0	- 0	0.0(0)	0(0)	0	0	0	0	0	0.0	0	0	0	0	0.0	0	0
<b>Totals</b>	<b>3-3</b>	<b>10</b>	<b>1</b>	<b>- 11</b>	<b>0.0(0)</b>	<b>0(0)</b>	<b>0</b>	<b>1</b>	<b>0</b>	<b>0</b>	<b>0</b>	<b>0.0</b>	<b>0</b>	<b>0</b>	<b>0</b>	<b>0</b>	<b>0.0</b>	<b>0</b>	<b>0</b>

**NEWMAN'S INTERCEPTIONS BY QUARTERBACK**

Tim Hasselbeck . . . 3	Kellen Clemens . . . 1	Brett Favre . . . . . 1	Eli Manning . . . . . 1	Jonathan Quinn . . . 1
Mark Brunell . . . . 1	Kerry Collins . . . . 1	Jason Garcia . . . . 1	Donovan McNabb . . 1	Patrick Ramsey . . . 1
Jason Campbell . . . 1	Trent Edwards . . . . 1	Matt Hasselbeck . . 1	Jake Plummer . . . . 1	



## NEWMAN'S COWBOYS TOTALS (cont.)

### ADDITIONAL STATISTICS

**Punt Returns** – 2004 (2 for 13 yds., long 7); 2005 (10 for 55 yds., long 26); 2006 (20 for 202 yds., long 56t); 2007 (4 for 26 yds., long 13). Total – 36 for 296 yds., long 56t.  
**Playoffs** – 2006 (1 for 17 yds., long 17).  
**Rushing** – 2005 (1 for 4 yds., long 4).

### SINGLE-GAME BESTS

**Tackles** – 13 vs. Pittsburgh, 10/17/04  
**Solo Tackles** – 13 vs. Pittsburgh, 10/17/04  
**Assisted Tackles** – 3 at Washington, 12/7/03,  
 at N.Y. Giants, 12/28/04, and at N.Y. Giants, 11/11/07  
**Interceptions** – 3 at Washington, 12/14/03  
**Passes Defensed** – 3 at N.Y. Giants, 9/15/03, at Washington,  
 12/14/03, and vs. Washington, 11/18/07

### NEWMAN'S GAME-BY-GAME DEFENSE

#### 2003 (Dallas)

Game	ST	AT	TT	INTs			
				Tk/ Ls	PBU	No/ Yds	Lg TD
W- Atl 9/7	5	0	5				
W- @ NYG 9/15	5	0	5				
W- @ NYJ 9/28	4	0	4				
W- Ari 10/5	5	0	5	1(-3)			
W- Phi 10/12	5	0	5				
W- @ Det 10/19	2	0	2				
L- @ TB 10/26	4	0	4				
W- Was 11/2	3	0	3				
W- Buf 11/9	5	0	5	1(-2)			
L- @ NE 11/16	3	1	4				
W- Car 11/23	5	2	7				
L- Mia 11/27	7	1	8	1(-3)			
L- @ Phi 12/7	6	1	7	1(-3)			
W- @ Was 12/14	3	3	6		3	3/23	25 0
W- NYG 12/21	4	0	4				
L- @ NO 12/28	3	3	6	1(-3)			
<b>Totals</b>	<b>69</b>	<b>11</b>	<b>80</b>	<b>6(-15)</b>	<b>14</b>	<b>4/23</b>	<b>25 0</b>

#### Playoffs

L- @ Car 1/3/04 ... 5 0 - 5

#### 2004 (Dallas)

Game	ST	AT	TT	INTs			
				Tk/ Ls	PBU	No/ Yds	Lg TD
L- @ Min 9/12	2	1	3				
W- Cle 9/19	0	1	1			1	1/21 21 0
W- @ Was 9/27	8	2	10			1	
L- NYG 10/10	2	1	3				
L- Pit 10/17	13	0	13				
L- @ GB 10/24	5	0	5			1	
W- Det 10/31						2	
L- @ Cin 11/7	4	0	4			2	
L- Phi 11/15	5	0	5	1(-3)			
L- @ Bal 11/21	4	0	4				
W- Chi 11/25	1	0	1			1	1/11 11 0
W- @ Sea 12/6	8	0	8			1	
L- NO 12/12	3	0	3	1(-4)			
L- @ Phi 12/19	2	0	2			2	1/0 0 0
W- Was 12/26	3	0	3			1	1/-1 -1 0
L- @ NYG 1/2/05	1	0	1				
<b>Totals</b>	<b>61</b>	<b>5</b>	<b>66</b>	<b>2(-7)</b>	<b>13</b>	<b>4/31</b>	<b>21 0</b>

#### 2005 (Dallas)

Game	ST	AT	TT	INTs			
				Tk/ Ls	PBU	No/ Yds	Lg TD
W- @ SD 9/11	4	1	5	2(-4)		1	
L- Was 9/19	5	1	6			2	1/12 12 0
W- @ SF 9/25	4	2	6			2	
L- @ Oak 10/2	3	0	3				
W- Phi 10/9	2	1	3				
W- NYG 10/16	3	1	4				
L- @ Sea 10/23	4	2	6			2	1/0 0 0
W- Ari 10/30	2	1	3			1	
W- @ Phi 11/14	3	2	5				
W- Det 11/20	5	2	7			1	

#### 2005 (Dallas) cont.

Game	ST	AT	TT	INTs			
				Tk/ Ls	PBU	No/ Yds	Lg TD
L- Den 11/24	4	0	4			1	1/4 4 0
L- @ NYG 12/4	1	0	1			1	
W- KC 12/11	4	1	5			1	
L- @ Was 12/18	3	0	3	1(-1)		1	
W- @ Car 12/24	2	1	3			2	
L- STL 1/1/06	6	0	6				
<b>Totals</b>	<b>55</b>	<b>15</b>	<b>70</b>	<b>3(-5)</b>	<b>15</b>	<b>3/16</b>	<b>12 0</b>

#### 2006 (Dallas)

Game	ST	AT	TT	INTs			
				Tk/ Ls	PBU	No/ Yds	Lg TD
L- @ Jac 9/10	7	0	7			2	
W- Was 9/17	4	0	4				
W- @ Ten 10/1	2	0	2				
L- @ Phi 10/8	1	0	1				
W- Hou 10/15						1	0/12 12 0
L- NYG 10/23	6	2	8			1	1/0 0 0
W- @ Car 10/29	3	1	4			1	
L- @ Was 11/5	2	2	4				
W- @ Ari 11/12	3	1	4				
W- Ind 11/19	3	0	3	1(-1)		1	
W- TB 11/23	1	1	2				
W- @ NYG 12/3	5	1	6				
L- NO 12/10	7	0	7			1	
W- @ Atl 12/16	5	0	5			4	
L- Phi 12/25	3	2	5			1	
L- Det 12/31	2	2	4				
<b>Totals</b>	<b>54</b>	<b>12</b>	<b>66</b>	<b>1(-1)</b>	<b>12</b>	<b>1/12</b>	<b>12 0</b>

#### Playoffs

L- @ Sea 1/6/07 ... 5 1 - 6

#### 2007 (Dallas)

Game	ST	AT	TT	INTs			
				Tk/ Ls	PBU	No/ Yds	Lg TD
W- NYG 9/9							
W- @ Mia 9/16							
W- @ Chi 9/23	0	2	2			1	
W- STL 9/30	4	1	5				
W- @ Buf 10/8	4	1	5	1(-4)		1	1/70 70 0
L- NE 10/14	9	0	9			1	1
W- Min 10/21	1	0	1			1	
W- @ Phi 11/4	7	1	8			1	
W- @ NYG 11/11	4	3	7			2	
W- Was 11/18	3	1	4			3	1/7 7 0
W- NYJ 11/22	1	1	2			1	1/50 50t 1
W- GB 11/29	5	0	5			2	1/2 2 0
W- @ Det 12/9	7	1	8				
L- Phi 12/16	2	0	2			1	
W- @ Car 12/22	4	0	4			1	
L- @ Was 12/30							
<b>Totals</b>	<b>51</b>	<b>11</b>	<b>62</b>	<b>1(-4)</b>	<b>15</b>	<b>4/129</b>	<b>70 1</b>

#### Playoffs

L- NYG 1/13/08 ... 0 0 - 0

## NEWMAN'S GAME-BY-GAME

## PUNT RETURNS

Game	2004 (Dallas)			FC	LG	TD
	NO.	YDS	AVG			
L-@ Min 9/12						
W-@ Cle 9/19	1	7	7.0	0	7	0
W-@ Was 9/27						
L- NYG 10/10	1	6	6.0	0	6	0
L-@ Pit 10/17						
L-@ GB 10/24						
W- Det 10/31						
L-@ Cin 11/7						
L- Phi 11/15						
L-@ Bal 11/21						
W- Chi 11/25						
W-@ Sea 12/6						
L- NO 12/12						
L-@ Phi 12/19						
W- Was 12/26						
L-@ NYG 1/2/05						
<b>Totals</b>	<b>2</b>	<b>13</b>	<b>6.5</b>	<b>0</b>	<b>7</b>	<b>0</b>

Game	2005 (Dallas)			FC	LG	TD
	NO.	YDS	AVG			
L-@ Min 9/12						
W-@ SD 9/11						
L- Was 9/19						
W-@ SF 9/25						
L-@ Oak 10/2						
W- Phi 10/9						
W- NYG 10/16						
L-@ Sea 10/23						
W- Ari 10/30						
W-@ Phi 11/14						
W- Det 11/20	2	14	7.0	0	8	0
L- Den 11/24	2	0	0.0	2	0	0
L-@ NYG 12/4	1	26	26.0	2	26	0
W- KC 12/11						
L-@ Was 12/18						
W-@ Car 12/24	2	2	1.0	2	2	0
L- StL 1/1/06	3	13	4.3	0	5	0
<b>Totals</b>	<b>10</b>	<b>55</b>	<b>5.5</b>	<b>6</b>	<b>26</b>	<b>0</b>

Game	2006 (Dallas)			FC	LG	TD
	NO.	YDS	AVG			
L-@ Jac 9/10						
W- Was 9/17	3	40	13.3	0	16	0

Game	2006 (Dallas) cont.			FC	LG	TD
	NO.	YDS	AVG			
W-@ Ten 10/1	2	21	10.5	0	20	0
L-@ Phi 10/8	3	2	0.7	0	5	0
W- Hou 10/15						
L- NYG 10/23	1	7	7.0	0	7	0
W-@ Car 10/29	2	16	8.0	0	11	0
L-@ Was 11/5						
W-@ Ari 11/12	1	10	10.0	1	10	0
W- Ind 11/19	1	0	0.0	0	0	0
W- TB 11/23	1	24	24.0	1	24	0
W-@ NYG 12/3	1	0	0.0	0	0	0
L- NO 12/10	2	18	9.0	1	14	0
W-@ Atl 12/16	0	0	0.0	2	0	0
L- Phi 12/25	1	8	8.0	1	8	0
L- Det 12/31	2	56	28.0	0	56	1
<b>Totals</b>	<b>20</b>	<b>202</b>	<b>10.1</b>	<b>6</b>	<b>24</b>	<b>1</b>

## Playoffs

@ Seattle	1	17	17.0	0	17	0
-----------	---	----	------	---	----	---

Game	2007 (Dallas)			FC	LG	TD
	NO.	YDS	AVG			
W- NYG 9/9						
W-@ Mia 9/16						
W-@ Chi 9/23						
W- StL 9/30						
W-@ Buf 10/8						
L- NE 10/14						
W- Min 10/21	1	0	0.0	0	0	0
W-@ Phi 11/4						
W-@ NYG 11/11						
W- Was 11/18						
W- NYJ 11/22	3	26	8.6	1	13	0
W- GB 11/29						
W-@ Det 12/9						
L- Phi 12/16						
W-@ Car 12/22						
L-@ Was 12/30						
<b>Totals</b>	<b>4</b>	<b>26</b>	<b>6.5</b>	<b>1</b>	<b>13</b>	<b>0</b>

## Playoffs

L- NYG 1/13/08						
----------------	--	--	--	--	--	--



# EVAN OGLESBY

5-10 • 188 • 12/18/81  
 North Alabama • W (Bal) -07  
 NFL: 3rd Year • Cowboys: 2nd Year  
 Games/Starts: 2007-8/0; Career-27/0;  
 Postseason: 2007-1/0; Career-1/0.



Cornerback

**PRO:** In an effort to add a young cornerback with NFL experience, the Dallas Cowboys claimed Evan Oglesby off waivers from the Baltimore Ravens on Sept. 2, 2007. Oglesby is a fast cornerback that has tremendous potential on defense while also contributing on special teams coverage units with the ability to return kickoffs and punts. He is expected to compete for a roster spot at an overcrowded cornerback position in 2008.

## TRANSACTION SUMMARY:

- 9/2/07:** Acquired by Dallas via waivers.  
**9/2/07:** Waived by Baltimore.  
**4/9/07:** Re-signed with Baltimore.  
**12/5/05:** Signed to Baltimore's active roster.

- 9/5/05: Signed to Buffalo's practice squad.
- 9/4/05: Released by Buffalo.
- 4/29/05: Signed by Buffalo as an undrafted free agent.

**2007:**

- Saw time in eight games, registering two tackles on defense and three special teams stops.
- Went to training camp with Baltimore but was released at the final cut before signing with Dallas Sept. 2.
- Made his first appearance as a Cowboy on special teams in the season opener against the N.Y. Giants (9/9).
- Played on the special teams units against St. Louis (9/30) and at Buffalo (10/8) before logging his first two special teams tackles of the season against New England (10/14).
- Posted a season-high two tackles on defense against Minnesota (10/21) in relief of Jacques Reeves while also adding a special teams stop.
- Saw time in the final two games of the regular season at Carolina (12/22) and at Washington (12/30) but did not record any statistics.

**2006 (Baltimore):**

- Returned to the Ravens and played in all 16 games, notching nine tackles and two passes defended as a reserve defensive back, while finishing third on the team with 17 special teams tackles.
- Saw extended action on defense with the injury to Samari Rolle (foot) against Oakland (9/17), finishing with a career-high tying three tackles and two pass breakups. One of his deflections led to an Adalius Thomas interception.
- Tied for the team lead with three special teams tackles at New Orleans (10/29).
- Again tied for the team lead with three special teams tackles and downed a punt at the Titans two-yard line at Tennessee (11/12).
- Tied his career-high with three tackles along with a special teams stop against Cleveland (12/17).
- Played in Baltimore's Divisional Playoff Game against Indianapolis (1/13/07), but did not record a tackle.

**2005 (Buffalo/Baltimore):**

- Signed with the Buffalo Bills as a rookie free agent following the NFL Draft but was released at the final cut.
- Immediately signed to Buffalo's practice squad but was released a month later.
- Spent most of his rookie season on and off the Bills practice squad before signing to the Raven's active roster Dec. 5.
- Saw time in the final three games and finished with two special teams tackles.

**COLLEGE:**

- Was a four-year letterman and starter in the secondary at North Alabama, finishing his collegiate career as a selection to the Cactus Bowl All-Star Game.
- Finished his final campaign in 2004 with 45 tackles, 11 pass breakups, an interception and a blocked kick.
- As a junior in 2003, was fourth on the team with 66 total stops to go with 15 pass breakups, seven interceptions – two returned for touchdowns – a forced fumble and a fumble recovery.
- In 10 games as a sophomore in 2002, started seven games and logged 56 tackles and an interception.
- Played in and started all 10 games for the Lions as a freshman and notched 57 tackles, four interceptions, two forced fumbles and his blocked kick. Also returned 13 kickoffs for 335 yards (25.8 avg.).

**PERSONAL:**

- Evan Shawntell Oglesby starred at Stephens County High School in Toccoa, Ga.
- Blocked 24 kicks through his prep career and once caught three touchdowns in a single game.
- Was an honor roll student while also lettering in basketball.
- Earned his degree in business administration from North Alabama.
- 2007 Dallas Cowboys Early Thanksgiving Day Meal at The Salvation Army.
- Annual team Holiday Hospital Visits.
- Salvation Army Angel Tree Christmas Program.
- Happy Hill Farm Kickoff Luncheon and Cookbook.

**OGLESBY'S NFL TOTALS**

Year Team	GP-GS	DEFENSE								INTERCEPTIONS				FUMBLES REC					
		ST	AT	TT	Sks-Yds	Tkl/Ls	QB Prs	PBU	FF	No	Yds	Avg	Lg	TD	No	Yds	Avg	Lg	TD
2005 Baltimore.....	3-0	0	0	–	0	0.0(0)	0(0)	0	0	0	0	0	0	0	0	0	0	0	0
2006 Baltimore.....	16-0	8	1	–	9	0.0(0)	0(0)	0	2	0	0	0	0	0	0	0	0	0	0
2007 Dallas.....	8-0	2	0	–	2	0.0(0)	0(0)	0	0	0	0	0	0	0	0	0	0	0	0
<b>Totals</b> .....	<b>27-0</b>	<b>10</b>	<b>1</b>	<b>–</b>	<b>11</b>	<b>0.0(0)</b>	<b>0(0)</b>	<b>0</b>	<b>2</b>	<b>0</b>	<b>0</b>	<b>0</b>	<b>0</b>	<b>0</b>	<b>0</b>	<b>0</b>	<b>0</b>	<b>0</b>	<b>0</b>
<b>Playoffs</b>																			
2006 Baltimore.....	1-0	0	0	–	0	0.0(0)	0(0)	0	0	0	0	0	0	0	0	0	0	0	0

**ADDITIONAL STATISTICS**

Special Teams Tackles – 2005 (2), 2006 (17), 2007 (3).  
 Total (22).

**SINGLE-GAME BESTS**

Tackles – 3 vs. Oakland, 9/17/06 and vs. Cleveland, 12/17/06



# TERRELL OWENS

6-3 • 218 • 12/7/73

Tennessee-Chattanooga • FA'06

NFL: 13th Year • Cowboys 3rd Year

Games/Starts: 2007-15/15; Career-173/158;

Postseason: 2007-1/1; Career-12/12.



Wide Receiver

**PRO:** One of the most prolific receivers in league history, Terrell Owens' second season in Dallas was better than his first. After landing in Dallas in 2006 to lead the team with 85 receptions, 1,180 receiving yards, and an NFL-best 13 touchdown catches, he returned in 2007 to set a franchise record with 15 touchdown catches on 81 catches (second on the team) with a team-best 1,355 yards. Owens enters the 2008 season ninth with 882 career catches, 10th with 13,070 and third with 129 receiving touchdowns, trailing Cris Carter by just one for second – Jerry Rice is at the top of the charts with 197. Owens is also averaging 75.5 yards-per-game, the sixth-most in NFL history, and he has caught at least one pass in 167 consecutive regular season games, the second-longest active streak in the NFL (Marvin Harrison – 175). His last game without a catch was Oct. 14, 1996, at Green Bay. With eight seasons with at least 1,000 receiving yards and six seasons with at least 80 receptions, Owens' career has been filled with memorable single-game performances and milestones. On Dec. 17, 2000, Owens set an NFL record with 20 receptions against Chicago, breaking Tom Fears's 50-year-old record of 18. In 2004 Owens played for the Eagles in Super Bowl XXXIX just seven weeks after having ankle surgery. He had nine receptions for 122 yards. Owens is the second player in NFL history to finish seven seasons with 13-or-more touchdown receptions, joining Jerry Rice, who did it eight times. Owens also has 29 games with multiple touchdown receptions, tied with Cris Carter and trailing only Jerry Rice (44) for the league lead. With 45 career 100-yard receiving games, he is tied with Torry Holt for third among active players, behind Harrison (59) and Randy Moss (46). He has led his team in receiving yards in each of the last seven seasons, and on Dec. 31, 2006, he became the 17th player in NFL history to record 800 career receptions. He did it in his 158th career game, the third-fastest in NFL history, behind Harrison (131) and Rice (154). He enters 2008 just 18 catches shy of 900 and could become just the eighth receiver to top that mark. A six-time Pro Bowler (2000-04, 2007) and six-time All-Pro selection (1998, 2000-02, 2004, 2007), Owens has been a durable player throughout his career, missing only nine games because of an injury.



## PRO BOWLS

### TRANSACTION SUMMARY:

- 6/3/08: Signed a three-year extension with Dallas.
- 3/18/06: Signed with Dallas.
- 3/14/06: Released by Philadelphia.
- 12/03/05: Team suspension lifted.
- 11/9/05: Suspended by team.
- 3/16/03: Acquired by Philadelphia in a three-way trade with Baltimore and San Francisco.
- 6/4/99: Re-signed with San Francisco.
- 4/20/96: Drafted in the third round (98th overall) by San Francisco.

### 2007:

- Selected as a starter for the NFC Pro Bowl squad – his sixth career selection and first as a Cowboy – one of a league record 13 Cowboys selected.
- Named to the All-NFL Team by the Pro Football Writers after finishing third in the league with a team-record 15 receiving touchdowns, leading the NFC – fifth in the NFL – in scoring among nonkickers (90 points) and second in the NFC – fifth in the league – with 1,355 receiving yards.
- His 1,355 receiving yards was his eighth career 1,000-yard season and good for the third-most in his career.
- Became the fourth player in club history to catch at least 80 passes in a season, joining Michael Irvin (1991,'93,'95), Raghieb Ismail (1999) and Jason Witten (2006,07).
- In the season opener against the N.Y. Giants (9/9), led the team with two touchdown catches on three receptions for 87 yards, all in the second half, for a 29.0-yard average – the third-highest of his career.
- Recorded his 40th career 100-yard game with a team-high 145 yards at Chicago (9/23).
- With three receptions against St. Louis (9/30), passed Steve Largent (819) for 13th place on the NFL's all-time receiving yards list.
- Added a team-high six catches to move into 12th place on the all-time receptions list and moved into 13th place on the receiving yards list against New England (10/14).
- In the win at Philadelphia (11/4), had his best day as a Cowboy, catching 10 passes for 174 yards – his 42nd career 100-yard game – and a touchdown – his 120th career score, becoming just the fourth receiver to reach that milestone.
- Moved into 10th place on the club's all-time receiving touchdowns list with two scores – his second multi-touchdown game of the season and 28th of his career – at the N.Y. Giants (11/11).
- Tied Bob Hayes for the club record of receiving touchdowns in a game with four at Washington (11/18). The four touchdowns set a career-high and gave him his 29th career multi-touchdown game, tying Cris Carter for the second-most in NFL history.
- Also led the team with 173 receiving yards, his fourth consecutive game with 100 yards which was good for the second-longest streak in club history.

- On Thanksgiving Day against the N.Y. Jets (11/22), moved into ninth place on the all-time receptions list and 10th on the all-time receiving yards list with six catches for 65 yards and a touchdown – his sixth consecutive game with a receiving touchdown, tying the second-longest streak in team history and of his career.
- Logged his sixth 100-yard game of the season with 156 yards against Green Bay (11/29), tying the second-most 100-yard games in a season in team history and in his career.
- Also against the Packers, added a touchdown for the seventh consecutive game, tying Clarke and Hayes for the longest streak in club history.
- Caught his 15th touchdown of the season at Carolina (12/22) to establish a club record before leaving the game late in the second quarter with a high ankle sprain.
- Was inactive at Washington (12/30) with the sprain, but returned for the Divisional Playoff Game against the N.Y. Giants (1/13/08) to catch four passes for 49 yards and a touchdown.

#### 2006:

- Signed with Dallas on March 18 and led the NFL with 13 touchdown receptions with a team-high 85 catches (sixth in the NFC, 13th in the NFL) and 1,180 receiving yards (fifth in the NFC, ninth in the NFL).
- Tied Hayes's 1966 mark for second-most touchdown receptions in a season in team history, one shy of Clarke's club record of 14 in 1962.
- Marked his sixth season with 13-or-more touchdown receptions.
- Along with wide receiver Terry Glenn (1,047 yards), the Cowboys had two 1,000-yard wide receivers in the same season for just the second time in club history. In 1979, Tony Hill (1,062 yards) and Drew Pearson (1,026 yards) accomplished the feat.
- Became the fourth player in club history with at least 80 receptions in a season.
- Recorded his seventh career 1,000-yard receiving season and the 19th in Cowboys history.
- Was the ninth Dallas receiver to have 1,000 receiving yards in a season, joining Clarke (1 season), Hayes (2), Lance Rentzel (1), Pearson (2), Hill (3), Irvin (7), Ismail (1), and Glenn (1).
- Led the team with six catches for 80 yards and a touchdown in his Dallas debut at Jacksonville (9/10).
- Fractured the fourth metacarpal in his right hand in the fourth quarter of the win over Washington (9/17).
- Underwent surgery Sept. 18 to insert a plate and screws in the hand and returned to practice following the bye Sept. 28 and did not miss a game.
- Against Houston (10/15), tied a career-best with three touchdown catches – his 25th game with multiple touchdown receptions, the fourth-most in NFL history, his fourth game with three and the 13th time in Dallas history a receiver had three touchdowns in a single game.
- With six catches against the N.Y. Giants (10/23), reached 744 career receptions, passing Andre Rison for 21st all-time. Also reached 10,910 receiving yards, passing Gary Clark (10,856) and Keenan McCardell (10,909) for 17th all-time.
- Had his first 100-yard game as a Cowboy – the 37th of his career – with 107 yards in Tony Romo's first career start at Carolina (10/29).
- Against the Panthers, moved past Irvin and Charlie Joiner (750 receptions) for 19th all-time in receptions and became the 17th player in NFL history to record 11,000 receiving yards.
- Moved past James Lofton for 18th all-time on the NFL's career receptions list at Arizona (11/12).
- Against previously undefeated Indianapolis (11/19), had four receptions for 70 yards to move past Marshall Faulk (767 career receptions) for 17th all-time with 769.
- On Thanksgiving Day against Tampa Bay (11/23), led the team with eight receptions and tied a season-high with 107 receiving yards, his second 100-yard game of the season and the 38th of his career. Also logged his 109th career touchdown reception.
- Had his second multi-touchdown game of the season in the playoff-clinching win at Atlanta (12/16).
- Tied for the team lead with six receptions for a season-high 117 yards, including a season-long 56-yard touchdown to mark his third 100-yard receiving game of the season and the 39th of his career.

#### 2005 (Philadelphia):

- Through the first seven games of the season, ranked third in the NFL with 47 receptions and 763 receiving yards and was tied for second with six touchdown receptions, but was suspended by the team for the remainder of the season.
- Had four 100-yard receiving games and scored in five of the seven games.
- With 112 yards in the season opener at Atlanta (9/12) and 143 yards against San Francisco (9/18), became the first Eagle since Harold Jackson (1972) to start the season with two consecutive 100-yard receiving games.
- Against the 49ers, became the 24th player in NFL history to reach 10,000 receiving yards.
- Set season-highs for receptions (11) and receiving yards (171) – both his highest totals as an Eagle – with a touchdown at Kansas City (10/2).
- Notched his 100th career touchdown reception against San Diego (10/23).
- Caught three passes for 154 yards and a touchdown in his final game as an Eagle at Denver (10/30).
- Served a team suspension the remainder of the season as a gameday inactive.

#### 2004 (Philadelphia):

- Acquired by Philadelphia in a three-team trade with San Francisco and Baltimore.
- Selected to his fifth consecutive Pro Bowl along with earning first-team All-Pro honors from The Associated Press, *College and Pro Football Newsweekly*, *The Sporting News*, *Pro Football Weekly*, and *Football Digest*.
- Finished with 77 catches for 1,200 yards and 14 touchdown receptions, the third-most in the NFL in 2004 and the most in team history.
- Had a career-best seven 100-yard games, including five straight – both were Philadelphia records.
- In his Eagles debut against the N.Y. Giants (9/12), tied a career-high with three touchdown receptions – at the time, only two other players in NFL history had scored three touchdowns in their first game with a new team: Bobby Mitchell, Washington in 1962, and Anthony Allen, Washington in 1987.
- Logged 107 yards and a touchdown at Detroit (9/26), beginning a string of five straight games with over 100 receiving yards.
- Tied his season-high with eight receptions for 110 yards and a touchdown, his fourth consecutive game with a touchdown reception, at Chicago (10/3).

- At Cleveland (10/24), caught four passes for 109 yards and two touchdowns, marking the first time in his career that he recorded four straight 100-yard games.
- Set an Eagles record by posting his fifth consecutive 100-yard receiving game, gaining 101 yards on eight receptions against Baltimore (10/31).
- Became the first player to post a touchdown reception in seven straight Monday Night Football games with three touchdowns at Dallas (11/15).
- Tied a season-high with eight receptions, set a season-high with 161 receiving yards – his career-best seventh 100-yard game of the season – and scored a touchdown against Green Bay (12/5).
- Suffered a fractured ankle in the third quarter of the game against Dallas (12/19) and missed the final two regular season games, the Eagles Divisional Playoff Game against Minnesota (1/16/05) and the NFC Championship Game against Atlanta (1/23/05).
- Returned for Super Bowl XXXIX against New England (2/6/05) and had nine receptions for 122 yards.

#### 2003 (San Francisco):

- Earned his fourth straight Pro Bowl selection after posting 80 receptions for 1,102 yards and nine touchdowns, finishing second to Rice in five 49ers career records: total touchdowns (83), receptions (592), receiving yards (8,572), receiving touchdowns (81), and 100-yard receiving games (25).
- Had a season-high eight receptions against Cleveland (9/21) for 90 yards.
- Notched a season-long catch of 75 yards for a touchdown against Tampa Bay (10/19).
- Gained a season-high 155 receiving yards and tied a season-high with eight receptions, including a 61-yard touchdown catch against Pittsburgh (11/17) on Monday Night Football.

#### 2002 (San Francisco):

- Earned his third straight Pro Bowl appearance and was a consensus All-Pro selection after posting a career-high 100 receptions for 1,300 yards and 13 touchdowns in 14 games – missed the final two with a groin injury.
- Tied for fourth in the NFL in receptions, was eighth in the NFL in receiving yards and led the NFL with 13 touchdown receptions.
- Added five multiple-touchdown games and five 100-yard receiving games.
- Ran for a career-long 38-yard touchdown against Washington (9/22) and added two catches for 33 yards.
- Led the team with a season-high 191 yards on 12 catches at Oakland (11/3).
- Caught a season-high 13 passes against Philadelphia (11/25) for 166 yards and two touchdowns.
- At Dallas (12/8), had 12 catches for 123 yards and two touchdowns, including an eight-yard touchdown to win the game with 12 seconds left.
- Reached 100 receptions for the season the following week against Green Bay (12/15), with eight for 75 yards, including a 45-yard touchdown in the third quarter.
- Missed the games at Arizona (12/21) and at St. Louis (12/30) with a groin injury.
- Returned for the wild card game against the N.Y. Giants (1/5/03), setting postseason career-highs of nine receptions for 177 yards – his second 100-yard playoff outing – and two touchdowns. His 76-yard touchdown reception in the first quarter was a postseason career-best and the second-longest scoring play in team postseason history.
- Completed his first career pass with a 25-yard completion to Tai Streets against the Giants.

#### 2001 (San Francisco):

- Played and started in every game, including the postseason, for the first time in his career to earn his second consecutive trip to the Pro Bowl while also garnering consensus first-team All-Pro selection.
- Finished with 93 receptions – fourth in the NFC and ninth in the NFL – 1,412 receiving yards – second in the NFC and third in the NFL – and a career-high 16 touchdowns, which led the NFL.
- Had six 100-yard receiving games and five multiple-touchdown games, including a career-high three touchdowns at Atlanta (10/14).
- Had his first 100-yard receiving game of the season against Carolina (10/7), with eight catches for 118 yards and two touchdowns.
- Also surpassed 5,000 career receiving yards against the Panthers.
- Finished with nine catches (all in the second half) for 183 yards – a season-high – and the three touchdowns – including a 52-yarder in overtime – at Atlanta (10/14).

#### 2000 (San Francisco):

- Had a breakout season, ranking fifth in the NFL with 97 receptions and third in the NFC with a career-high 1,451 receiving yards to earn his first career Pro Bowl selection.
- Third in the NFL with 13 touchdown receptions, including four multiple-touchdown games, a six-game streak with at least one touchdown and five 100-yard receiving games.
- Was named first-team All-Pro by The Associated Press.
- Had his first 100-yard game at St. Louis (9/17).
- Was inactive (team decision) against Arizona (10/1).
- Set then career-bests with 12 catches for 176 yards against Oakland (10/8).
- Broke a 50-year NFL record held by Fears with 20 catches for a career-high 283 yards against Chicago (12/17).

#### 1999 (San Francisco):

- Started 14 games and finished the season with 60 receptions for 754 yards and four touchdowns.
- Led the team with 12.6 yards-per-catch.
- Was inactive with an ankle injury in games against Carolina (10/17) and at Minnesota (10/24).
- Had his fifth career multi-touchdown game against New Orleans (9/19).
- Left the game at St. Louis (10/10) with a high ankle sprain and missed the next two games.
- Logged his first and the team's first 100-yard game of the season – 120 – against St. Louis (11/21).
- Posted season-highs of nine receptions and 145 yards at Cincinnati (12/5).

#### 1998 (San Francisco):

- Earned All-Pro honors for the first time in his career after playing in 16 regular season games, including 10 starts, and finishing second on the team with 67 receptions.

- Recorded his first career 1,000-yard season with 1,097.
- Tied Antonio Freeman for second in the NFL with 14 touchdown receptions, and among non-kickers, ranked third in the NFC and fifth in the NFL with 92 points.
- Scored 10 touchdowns in his final eight games, including at least one touchdown in each of those games.
- Led the team with 16.4 yards-per-catch.
- Had his first 100-yard receiving game of the season (120) with a touchdown on five catches while also scoring his first career rushing touchdown with a 21-yard reverse at St. Louis (10/25).
- Logged his third career multi-touchdown game with two against Carolina (11/8) before adding his fourth with two against New Orleans (11/22).
- Recorded a season-high 140 receiving yards against the N.Y. Giants (11/30).
- Had 11 catches for 146 yards and a touchdown in the 49ers two postseason contests.
- The touchdown came in the wild card game against Green Bay (1/3/99), on a 25-yard pass that was termed the 'Redemption Reception' after he dropped four passes earlier in the game.

#### 1997 (San Francisco):

- Started 15 of the 16 games he played and finished 13th in the NFC with a team-high 60 receptions and 12th in the NFC with 936 receiving yards.
- Also led the team with 15.6 yards-per-catch and became the first player other than Rice to lead the 49ers in receptions since 1988.
- Was fifth in the NFC and ninth in the NFL with eight touchdown receptions.
- Of his 60 catches, 48 picked up a first down.
- Led or tied for the team lead in receptions eight times and in receiving yards nine times.
- Had a season-long catch of 56 yards for his first score of the season against Atlanta (9/21).
- Caught two touchdown passes – his first career multiple-touchdown game – against St. Louis (10/12).
- Posted two more touchdown catches the next week at Atlanta (10/19).
- Caught a season-best seven passes at New Orleans (10/26).
- Started both postseason games and finished with 10 receptions for 149 yards and a touchdown.
- Became the seventh 49er to record 100 receiving yards in a playoff game, making six catches for 100 yards against Green Bay (1/11/98) in the NFC Championship Game.

#### 1996 (San Francisco):

- Started 10 of the 16 games he played, the most starts by a 49ers rookie receiver since Gene Washington had 14 in 1969.
- Finished third on the team with 35 receptions and four receiving touchdowns and was second with 520 receiving yards while leading the team with 14.9 yards-per-catch.
- Averaged more than 20 yards-per-catch in a team-high four games.
- Made his NFL debut in the season opener against New Orleans (9/1) but did not record any statistics.
- Had his first career receptions – two for six yards – at Carolina (9/22).
- Had a season-best three special teams tackles against Atlanta (9/29).
- Logged his first career start in place of an injured J.J. Stokes (wrist) against Cincinnati (10/20) and caught his first career touchdown – a 45-yarder.
- Had his first career 100-yard game with 110 yards against Carolina (12/8).
- Saw time in both postseason games, finishing with one catch for seven yards.

#### COLLEGE:

- Finished his collegiate career at Tennessee-Chattanooga with 144 receptions for 2,320 yards and 19 touchdowns.
- Earned first-team All-Southern Conference honors as a senior, setting a school record by catching a pass in 11 consecutive games.
- Added second-team All-Southern Conference honors as a junior and first-team honors as a sophomore, when he scored a career-high eight touchdowns and averaged 19.1 yards-per-catch.
- Set a Mocs single-game record with four touchdowns against Marshall in 1993.
- Played three years on the school's basketball team and made five starts for a team that qualified for the NCAA Tournament in 1995.
- Also ran the anchor leg on the school's 4 x 100 relay team as senior.

#### PERSONAL:

- Terrell Owens born in Alexander City, Ala., and was a four-time letterman in football and track at Benjamin Russell High.
- Added three letters in basketball and one in baseball.
- The son of Marilyn Heard and Tit Russell, Owens has two sisters – Sharmaine Stowes (23) and Latasha Scales (31) – and a brother, Victor Stowes (21).
- Nearly quit football to concentrate on basketball in high school, but was advised against it by his prep football coach.
- Built a full-court basketball gymnasium in his home and uses it as part of his offseason conditioning.
- Won a celebrity slam dunk competition at the 2000 NBA All-Star Game in Oakland and played five games with the Adirondack Wildcats of the United States Basketball League during the 2002 offseason, averaging 4.2 points and 1.2 rebounds.
- Won the 100-meter race at the Superstars competition in 2000 and 2001.
- Majored in merchandising at Tennessee-Chattanooga.
- Was inducted into the school's Athletics Hall of Fame in 2003.
- In Sept., 2005, spent time at the Astrodome with victims of Hurricane Katrina.
- Through NFL Auctions, auctioned his 2004 Eagles NFC Championship ring and raised \$48,200 for hurricane relief.
- Owens grandmother, Alice Black, has Alzheimer's disease. Serves as a celebrity chairperson for the Alzheimer's Association.

- 2003 addressed Congress to request more funding for Alzheimer's research.
- In 2004, hosted a charity weekend in Atlanta, 'Stars with a Cause' benefiting the Atlanta Chapter of the National Alzheimer's Foundation.
- On November 15, 2006, released his first kid's book, *Little T Learns to Share*.
- Make-A-Wish Foundation.
- 2008 Celebrity Reader for National Young Readers Day at local elementary school.
- Terrell Owens Youth Football Camps.
- Annual team Holiday Hospital Visits.
- Happy Hill Farm Kickoff Luncheon and Cookbook.



[www.terrellovens.com](http://www.terrellovens.com)

**MISSION:** The Terrell Owens Catch A Dream Foundation is a non-profit organization created to help underprivileged families and children. The foundation's goal is to help eliminate the lack of basic daily needs from households by providing the necessary resources that children need by identifying the problem, creating a solution and following through with effective action. The Terrell Owens Catch A Dream Foundation prepares America's youth and their families for success by ensuring they are provided with food, clothing, shelter, and equipped with the proper resources and tools to help them "Catch Their Dream" and become all that they can be.

### OWENS' NFL TOTALS

Year Team	GP-GS	RECEIVING					RUSHING				
		No	Yds	Avg	Long	TD	No	Yds	Avg	Long	TD
1996 San Francisco	16-10	35	520	14.9	46t	4	0	0	0.0	0	0
1997 San Francisco	16-15	60	936	15.6	56t	8	0	0	0.0	0	0
1998 San Francisco	16-10	67	1,097	16.4	79t	14	4	53	13.3	21t	1
1999 San Francisco	14-14	60	754	12.6	36	4	0	0	0.0	0	0
2000 San Francisco	14-13	97	1,451	15.0	69t	13	3	11	3.7	5	0
2001 San Francisco	16-16	93	1,412	15.2	60t	16	4	21	5.3	12	0
2002 San Francisco	14-14	100	1,300	13.0	76t	13	7	79	11.3	38t	1
2003 San Francisco	15-15	80	1,102	13.8	75t	9	3	-2	-0.7	3	0
2004 Philadelphia	14-14	77	1,200	15.6	59t	14	3	-5	-1.7	6	0
2005 Philadelphia	7-7	47	763	16.2	91t	6	1	2	2.0	2	0
2006 Dallas	16-15	85	1,180	13.9	56t	13	0	0	0.0	0	0
2007 Dallas	15-15	81	1,355	16.7	52t	15	1	5	5.0	5	0
<b>Totals</b>	<b>173-158</b>	<b>882</b>	<b>13,070</b>	<b>14.8</b>	<b>91t</b>	<b>129</b>	<b>26</b>	<b>164</b>	<b>6.3</b>	<b>38t</b>	<b>2</b>
<b>Playoffs</b>											
1996 San Francisco	2-2	1	7	7.0	7	0					
1997 San Francisco	2-2	10	149	14.9	48	1					
1998 San Francisco	2-2	11	146	13.3	34	1					
2001 San Francisco	1-1	4	40	4.0	16	0					
2002 San Francisco	2-2	13	212	16.3	76t	2					
2004 Philadelphia	1-1	9	122	13.6	36	0					
2006 Dallas	1-1	2	26	13.0	14	0					
2007 Dallas	1-1	4	49	12.3	20t	1					
<b>Totals</b>	<b>12-12</b>	<b>54</b>	<b>751</b>	<b>13.9</b>	<b>76t</b>	<b>5</b>					

### ADDITIONAL STATISTICS

**Passing** – Postseason: 2002 (1-of-1 for 25 yards to Tai Streets vs. N.Y.Giants 1/5/03 NFC Wild Card Game).  
**Kickoff Returns** – 1996 (3 for 47 yards); 1997 (2 for 31 yards). **Total – 5 for 78 yards, long 23.**  
**Special Teams Tackles** 1996 (4).  
**Tackles** – 2000 (1).  
**Two-Point Conversions** 2000 (1 pass from Garcia vs. Carolina 9/10/00);  
 Postseason: 2002 (2 – twice on passes from Garcia vs. NYG 1/5/03 NFC Wild Card Game).  
**Pass Breakup** – 2007 (1).

### OWENS' CAREER HIGHS

#### Receptions

20 vs. Chicago, 12/17/00  
 13 vs. Philadelphia, 11/25/02  
 12 vs. Oakland, 10/8/00  
 12 at Oakland, 11/3/02  
 12 at Dallas, 12/8/02

#### Receiving Yards

283 vs. Chicago, 12/17/00  
 191 at Oakland, 11/3/02  
 183 at Atlanta, 10/14/01

#### Receiving Average (min. 3 rec.)

51.3 at Denver, 10/30/05  
 30.8 vs. Carolina, 10/17/04  
 29.0 at Atlanta, 11/15/98 and  
 vs. N.Y. Giants, 9/9/07

#### Long Reception

91t at Denver, 10/30/05  
 79t vs. N.Y. Giants, 11/30/98  
 76t at San Diego, 11/17/02

#### TD Receptions

4 vs. Washington, 11/18/07  
 3 at Atlanta, 10/14/01  
 3 vs. N.Y. Giants, 9/12/04  
 3 at Dallas, 11/15/04  
 3 vs. Houston, 10/15/06

#### TD Rushes

1 at St. Louis, 10/25/98 and  
 vs. Washington, 9/22/02

#### Long Rush

38t vs. Washington, 9/22/02



## OWENS' NFL TOTALS

### OWENS' 100-YARD RECEIVING GAMES (45 Total)

283 vs. Chicago, 12/17/00 191 at Oakland, 11/3/02 183 at Atlanta, 10/14/01 176 vs. Oakland, 10/8/00 174 at Philadelphia, 11/4/07 173 vs. Washington, 11/18/07 171 at San Diego, 11/17/02 171 at Kansas City, 10/2/05 166 vs. Philadelphia, 11/25/02 161 vs. Green Bay, 12/5/04 156 vs. Green Bay, 11/29/07 155 vs. Pittsburgh, 11/17/03 154 at Denver, 10/30/05	152 vs. Tampa Bay, 10/19/03 145 at Cincinnati, 12/5/99 145 at Chicago, 9/23/07 143 vs. San Francisco, 9/18/05 140 vs. N.Y. Giants, 11/30/98 134 at Dallas, 11/15/04 132 vs. Arizona, 10/27/02 129 vs. New Orleans, 12/10/00 127 at Cincinnati, 12/14/03 125 vs. Detroit, 11/4/01 125 at N.Y. Giants, 11/11/07 123 at Dallas, 12/8/02 123 vs. Carolina, 10/17/04	120 at St. Louis, 10/25/98 120 vs. St. Louis, 11/21/99 118 vs. Carolina, 10/7/01 117 vs. Detroit, 12/31/06 116 at New Orleans, 1/6/02 115 vs. St. Louis, 10/29/00 112 vs. Chicago, 9/7/03 112 at Atlanta, 9/12/05 110 vs. Carolina, 12/8/96 110 at Chicago, 10/3/04 109 at Cleveland, 10/24/04 108 at St. Louis, 9/17/00 107 at Detroit, 9/26/04
---	---	--

**Playoffs**  
 177 vs. N.Y. Giants, 1/5/03  
 122 vs. New England, 2/6/05  
 100 vs. Green Bay, 1/11/98

### OWENS' CAREER GAME-BY-GAME

#### RECEIVING

1996 (San Francisco)	No	Yds	Avg	LG	TD
W- NO 9/1	0	0	0.0	0	0
W- StL 9/8	0	0	0.0	0	0
L- @ Car 9/22	2	6	3.0	7	0
W- Atl 9/29	1	26	26.0	26	0
W- @ StL 10/6	0	0	0.0	0	0
L- @ GB 10/14	0	0	0.0	0	0
W- Cin 10/20	4	94	23.5	45f	1
W- @ Hou 10/27	4	42	10.5	20f	1
W- @ NO 11/3	2	26	13.0	17	0
L- Dal 11/10	1	5	5.0	5	0
W- Bal 11/17	4	68	17.0	35	0
W- @ Was 11/24	3	39	13.0	17	0
W- @ Atl 12/3	5	55	11.0	19	0
L- Car 12/8	5	110	22.0	46f	1
W- @ Pit 12/15	3	45	15.0	20f	1
W- Det 12/23	1	4	4.0	4	0
<b>Totals</b>	<b>35</b>	<b>520</b>	<b>14.9</b>	<b>46f</b>	<b>4</b>

#### Playoffs

W- Phi 12/29	1	7	7.0	7	0
L- GB 1/4/97	0	0	0.0	0	0
<b>Totals</b>	<b>1</b>	<b>7</b>	<b>7.0</b>	<b>7</b>	<b>0</b>

#### 1997 (San Francisco)

Game	No	Yds	Avg	LG	TD
L- @ TB 8/31	1	12	12.0	12	0
W- @ StL 9/7	2	24	12.0	17	0
W- NO 9/14	3	74	24.7	34	0
W- Atl 9/21	1	56	56.0	56f	1
W- @ Car 9/29	5	48	9.6	14	1
W- StL 10/12	5	86	17.2	29	2
W- @ Atl 10/19	6	93	15.5	31f	2
W- @ NO 10/26	7	94	13.4	27	0
W- Dal 11/2	3	57	19.0	26	0
W- @ Phi 11/10	3	50	16.7	23	0
W- Car 11/16	3	40	13.3	17	0
W- SD 11/23	4	84	21.0	37f	1
L- @ KC 11/30	6	68	11.3	22	0
W- Min 12/7	6	74	12.3	21f	1
W- Den 12/15	3	39	13.0	17	0
L- @ Sea 12/21	2	37	18.5	33	0
<b>Totals</b>	<b>60</b>	<b>936</b>	<b>15.6</b>	<b>56f</b>	<b>8</b>

#### Playoffs

W- Min 1/3/98	4	49	12.3	20	1
L- GB 1/11/98	6	100	16.7	48	0
<b>Totals</b>	<b>10</b>	<b>149</b>	<b>14.9</b>	<b>48</b>	<b>1</b>

#### 1998 (San Francisco)

Game	No	Yds	Avg	LG	TD
W- NYJ 9/6	3	60	20.0	23	0
W- @ Was 9/14	4	67	16.8	20f	1
W- Atl 9/27	2	32	16.0	22	0
L- @ Buf 10/4	4	69	17.3	27	0
W- @ NO 10/11	6	94	15.7	32	1
W- Ind 10/18	7	79	11.3	18	1

#### 1998 (San Francisco) cont.

Game	No	Yds	Avg	LG	TD
W- @ StL 10/25	5	120	24.0	48	1
L- @ GB 11/1	5	20	4.0	8	0
W- Car 11/8	4	72	18.0	36f	2
L- @ Atl 11/15	3	87	29.0	54f	1
W- NO 11/22	4	42	10.5	17	2
W- NYG 11/30	5	140	28.0	79f	1
W- @ Car 12/6	4	53	13.3	28f	1
W- Det 12/14	3	16	5.3	13	1
L- @ NE 12/20	3	61	20.3	42	1
W- StL 12/27	5	85	17.0	24f	1
<b>Totals</b>	<b>67</b>	<b>1,097</b>	<b>16.4</b>	<b>79f</b>	<b>14</b>

#### Playoffs

W- GB 1/3/99	3	73	24.3	34	1
L- @ Atl 1/9/99	8	73	9.1	20	0
<b>Totals</b>	<b>11</b>	<b>146</b>	<b>13.3</b>	<b>34</b>	<b>1</b>

#### 1999 (San Francisco)

Game	No	Yds	Avg	LG	TD
L- @ Jac 9/12	5	76	15.2	28	0
W- NO 9/19	5	49	9.8	22	2
W- @ Ari 9/27	4	59	14.8	28	0
W- Ten 10/3	3	33	11.0	21f	1
L- @ StL 10/10	6	60	10.0	21	0
L- Car 10/17			Inactive - Ankle		
L- @ Min 10/24			Inactive - Ankle		
L- Pit 11/7	2	15	7.5	12	0
L- @ NO 11/14	5	56	11.2	18	0
L- StL 11/21	6	120	20.0	36	0
L- GB 11/29	2	21	10.5	17	0
L- @ Cin 12/5	9	145	16.1	31	0
W- Atl 12/12	2	21	10.5	17	0
L- @ Car 12/18	5	66	13.2	24	0
L- Was 12/26	1	2	2.0	2	0
L- @ Atl 1/3/00	5	31	6.2	9	1
<b>Totals</b>	<b>60</b>	<b>754</b>	<b>12.6</b>	<b>36</b>	<b>4</b>

#### 2000 (San Francisco)

Game	Rec	Yds	Avg	LG	TD
L- @ Atl 9/3	7	72	10.3	19	1
L- Car 9/10	5	97	19.4	53	0
L- @ StL 9/17	6	108	18.0	32	1
W- @ Dal 9/24	5	51	10.2	24	2
W- Ari 10/1			Inactive		
L- Oak 10/8	12	176	14.7	31f	2
L- @ GB 10/15	8	93	11.6	37f	2
L- @ Car 10/22	6	96	16.0	32f	1
L- StL 10/29	8	115	14.4	53f	2
L- @ NO 11/5	6	97	16.2	47	0
W- KC 11/12	1	6	6.0	6	0
W- Atl 11/19			Inactive - Toe		
W- @ SD 12/3	4	93	23.3	43	0
L- NO 12/10	6	129	21.5	69f	1
W- Chicago 12/17	20	283	14.2	28	1
L- @ Den 12/23	3	35	11.7	19	0
<b>Totals</b>	<b>97</b>	<b>1,451</b>	<b>15.0</b>	<b>69f</b>	<b>13</b>

**OWENS' CAREER GAME-BY-GAME (Cont.)**

**RECEIVING**

2001 (San Francisco)					
Game	No	Yds	Avg	LG	TD
W- Atl 9/9	7	93	13.3	40	0
L- StL 9/23	5	51	10.2	20	0
W- @ NYJ 9/30	4	38	9.5	11	1
W- Car 10/7	8	118	14.8	29	2
W- @ Atl 10/14	9	183	20.3	52	3
L- @ Chi 10/28	6	60	10.0	20	0
W- Det 11/4	9	125	13.9	41	2
W- NO 11/11	8	100	12.5	26	2
W- @ Car 11/18	7	99	14.1	45	1
W- @ Ind 11/25	6	103	17.2	35	1
W- Buf 12/2	6	72	12.0	17	1
L- @ StL 12/9	3	54	18.0	25	0
W- Mia 12/16	4	43	10.8	28	0
W- Phi 12/22	4	64	16.0	32	1
L- @ Dal 12/30	5	93	18.6	37	0
W- @ NO 1/6/02	2	116	58.0	60t	2
<b>Totals</b>	<b>93</b>	<b>1,412</b>	<b>15.2</b>	<b>60t</b>	<b>16</b>

Playoffs					
L- @ GB 1/13/02	4	40	10.0	16	0

2002 (San Francisco)					
Game	No	Yds	Avg	LG	TD
W- @ NYG 9/5	4	41	10.3	33	0
L- Den 9/15	5	38	7.6	9	1
W- Was 9/22	2	33	16.5	17	0
W- StL 10/6	7	89	12.7	23	0
W- @ Sea 10/14	6	84	14.0	37	2
L- @ NO 10/20	4	61	15.3	31	1
W- Ari 10/27	8	132	16.5	61t	2
W- @ Oak 11/3	12	191	15.9	41	0
W- KC 11/10	7	51	7.3	17	0
L- @ SD 11/17	7	171	24.4	76t	2
L- Phi 11/25	13	166	12.8	32	2
W- Sea 12/1	5	45	9.0	10	0
W- @ Dal 12/8	12	123	10.3	23	2
L- GB 12/15	8	75	9.4	45t	1
W- @ Ari 12/21			Inactive - Groin		
L- @ StL 12/30			Inactive - Groin		
<b>Totals</b>	<b>100</b>	<b>1,300</b>	<b>13.0</b>	<b>76t</b>	<b>13</b>

Playoffs					
W- NYG 1/5/03	9	177	19.7	76	2
L- @ TB 1/12/03	4	35	8.8	12	0
<b>Totals</b>	<b>13</b>	<b>212</b>	<b>16.3</b>	<b>76</b>	<b>2</b>

2003 (San Francisco)					
Game	No	Yds	Avg	LG	TD
W- Chi 9/7	7	112	16.0	26	0
L- @ StL 9/14	5	42	8.4	15	1
L- Cle 9/21	8	90	11.3	27	0
L- @ Min 9/28	5	55	11.0	19	0
W- Det 10/5	5	79	15.8	30	1
L- @ Sea 10/12	4	36	9.0	13	0
W- TB 10/19	6	152	25.3	75t	1
L- @ Ari 10/26	6	53	8.8	16	0
W- StL 11/2	2	17	8.5	12	1
W- Pit 11/7	8	155	19.4	61t	1
L- @ GB 11/23	5	49	9.8	24t	1
L- @ Bal 11/30	3	23	7.7	9	0
W- Ari 12/7	7	92	13.1	32	2
L- @ Cin 12/14	8	127	15.9	58t	1
W- @ Phi 12/21	1	20	20.0	20	0
L- Sea 12/27			Inactive - Shoulder		
<b>Totals</b>	<b>80</b>	<b>1,102</b>	<b>13.8</b>	<b>75t</b>	<b>9</b>

2004 (Philadelphia)					
Game	Rec	Yds	Avg	LG	TD
W- NYG 9/12	8	68	8.5	20t	3
W- Min 9/20	4	79	19.8	45t	1
W- @ Det 9/26	6	107	17.8	55	1
W- @ Chi 10/3	8	110	13.8	44	1
W- Car 10/17	4	123	30.8	53	0
W- Cle 10/24	4	109	27.3	40t	2

2004 (Philadelphia) cont.					
Game	Rec	Yds	Avg	LG	TD
W- Bal 10/31	8	101	12.6	24	1
L- @ Pit 11/7	7	53	7.6	20	0
W- @ Dal 11/15	6	134	22.3	59t	3
W- Was 11/21	2	24	12.0	14	1
W- @ NYG 11/28	4	61	15.3	24	0
W- GB 12/5	8	161	20.1	45	1
W- @ Was 12/12	6	46	7.7	19	0
W- Dal 12/19	2	24	12.0	20	0
L- @ StL 12/27			Inactive - Ankle		
L- Cin 1/2/05			Inactive - Ankle		
<b>Totals</b>	<b>77</b>	<b>1,200</b>	<b>15.6</b>	<b>59t</b>	<b>14</b>

Playoffs					
W- Min 1/16/05			Inactive - Ankle		
W- Atl 1/23/05			Inactive - Ankle		
L- NE 2/6/05	9	122	13.6	36	0
<b>Totals</b>	<b>9</b>	<b>122</b>	<b>13.6</b>	<b>36</b>	<b>0</b>

2005 (Philadelphia)					
Game	No	Yds	Avg	LG	TD
L- @ Atl 9/12	7	112	16.0	23	0
W- SF 9/18	5	143	28.6	68t	2
W- Oak 9/25	9	80	8.9	15	1
W- @ KC 10/2	11	171	15.5	30	1
L- @ Dal 10/9	5	50	10.0	23	0
W- SD 10/23	7	53	7.6	12	0
L- @ Den 10/30	3	154	51.3	91t	1
L- @ Was 11/6			Inactive		
L- Dal 11/14			Inactive		
L- @ NYG 11/20			Inactive		
W- GB 11/27			Inactive		
L- Sea 12/5			Inactive		
L- NYG 12/11			Inactive		
W- @ StL 12/18			Inactive		
L- @ Ari 12/24			Inactive		
L- Was 1/1/06			Inactive		
<b>Totals</b>	<b>47</b>	<b>763</b>	<b>16.2</b>	<b>91t</b>	<b>6</b>

2006 (Dallas)					
Game	No	Yds	Avg	LG	TD
L- @ Jac 9/10	6	80	13.3	21t	1
W- vs. Was 9/17	3	19	6.3	12	0
W- @ Ten 10/1	5	88	17.6	46	0
L- @ Phi 10/8	3	45	15.0	24	0
W- vs. Hou 10/15	5	45	9.0	21	3
L- vs. NYG 10/23	6	98	16.3	31	1
W- @ Car 10/29	9	107	11.9	28	0
L- @ Was 11/5	7	76	10.9	20	0
W- @ Ari 11/12	5	96	19.2	51t	1
W- vs. Ind 11/19	4	70	17.5	28	0
W- vs. TB 11/23	8	107	13.4	26	1
W- @ NYG 12/3	8	84	10.5	20	0
L- vs. NO 12/10	3	56	18.7	34	1
W- @ Atl 12/16	5	69	13.8	51t	2
L- vs. Phi 12/25	2	23	11.5	14	1
L- vs. Det 12/31	6	117	19.5	56t	1
<b>Totals</b>	<b>85</b>	<b>1,180</b>	<b>13.9</b>	<b>56t</b>	<b>13</b>

Playoffs					
L- @ Sea 1/6/07	2	26	13.0	14	0

2007 (Dallas)					
Game	No	Yds	Avg	LG	TD
W- NYG 9/9	3	87	29.0	47t	2
W- @ Mia 9/16	5	97	19.4	34t	1
W- @ Chi 9/23	8	145	18.1	35	0
W- StL 9/30	3	33	11.0	14	0
W- @ Buf 10/8	2	25	12.5	14	0
L- NE 10/14	6	66	11.0	13	1
W- Min 10/21	7	103	14.7	24	1
W- @ Phi 11/4	10	174	17.4	45t	1
W- @ NYG 11/11	6	125	20.8	50t	2
W- Was 11/18	8	173	21.6	52	4
W- NYJ 11/22	6	65	10.8	22t	1

## OWENS' CAREER GAME-BY-GAME (Cont.)

## RECEIVING

2007 (Dallas) cont.					
Game	No	Yds	Avg	LG	TD
W- GB 11/29	7	156	22.3	48	1
W- @ Det 12/9	3	21	7.0	13	0
L- Phi 12/16	2	37	18.5	19	0
W- @ Car 12/22	5	48	9.6	16	1
L- @ Was 12/30			INACTIVE/INJURED		
<b>Totals</b>	<b>81</b>	<b>1,355</b>	<b>16.7</b>	<b>521</b>	<b>15</b>

2007 (Dallas) cont.					
Game	No	Yds	Avg	LG	TD
<b>Playoffs</b>					
L- NYG 1/13/08	4	49	12.3	20t	1



# CORY PROCTER

6-4 • 308 • 10/18/82

Montana • FA for '05

NFL: 4th Year • Cowboys: 4th Year

Games/Starts: 2007-16/2; Career-16/2;

Postseason: 2007-1/0; Career-1/0.



Center

**PRO:** Cory Procter was signed by the Cowboys from the Detroit Lions practice squad Nov. 30, 2005 because of his ability to play both center and guard as well as provide youth and depth along the offensive line.

**TRANSACTION SUMMARY:**

4/23/08: Signed a one-year contract with Dallas.

5/1/07: Signed a one-year contract with Dallas.

11/30/05: Signed with Dallas.

4/28/05: Signed as a free agent with Detroit and placed on their practice squad.

**2007:**

- Saw action in all 16 games, mainly on special teams, with two starts in place of Andre Gurode (knee).
- Came in at center on the final drive for Gurode against St. Louis (9/30).
- Played at right guard for Leonard Davis on the final drive against the N.Y. Jets (11/22).
- Played most of the second half at center in place of Gurode (knee) against Philadelphia (12/16).
- Made his first career NFL start at Carolina (12/22) in place of Gurode (knee), and helped the line block for a 100-yard rusher (Marion Barber) for the third time of the year, and did not allow a sack of Tony Romo in 42 passing attempts.
- Made his second consecutive start at center in place of Gurode (knee) as the offense struggled – gaining only 147 total yards.
- Saw action on special teams in his postseason debut against the N.Y. Giants (1/13/08).

**2006:**

- Made the active roster but was inactive for all 17 games.

**2005 (Detroit/Dallas):**

- Was inactive for his first three games with the Cowboys.
- Activated for the final two games of the season but did not play.
- Began the season on the Detroit Lions practice squad.

**COLLEGE:**

- Had 47 starts at Montana, including 42 consecutive.
- Earned first-team All-Big Sky Conference, Division I-AA All-America honors and the winner of Montana's Paul Weskamp Award, given annually to the team's outstanding offensive lineman as a senior.
- Started every game at right tackle and was named honorable mention All-Big Sky for the second consecutive season as a junior.
- As a sophomore, started every game at left guard earning honorable mention All-Big Sky honors.
- A starter as a true freshman and part of Montana's Division I-AA National Championship team in 2001.

**PERSONAL:**

- Cory Ryan Procter was named all-Northwest, all-state, all-area, and all-league offensive lineman as a senior at Gig Harbor, Wash., High School.
- Was a team captain for the football and wrestling squads and was voted team MVP in both sports after his junior and senior seasons.
- 2005 Dallas Cowboys Rookie Club.
- Dallas Cowboys Draft Day/Fan Appreciation Party.
- Taste of the NFL: The Ultimate Dallas Cowboys Tailgate Party for North Texas Food Bank.
- 2008 Poker for Pets for SPCA of Texas.
- Annual team Holiday Hospital Visits.
- Salvation Army Angel Tree Christmas Program.
- Happy Hill Farm Kickoff Luncheon and Cookbook.


**PROCTER'S COWBOYS TOTALS**

**GAMES/STARTS** (regular season, playoffs): 2005 (0/0), 2006 (0/0, 0/0), 2007 (16/2, 1/0). **Total – 16/2, 1/0.**



# JAY RATLIFF

6-4 • 302 • 8/29/81  
 Auburn • D-7 for '05 (224th overall)  
 NFL: 4th Year • Cowboys: 4th Year  
 Games/Starts: 2007-15/14; Career-34/15;  
 Postseason: 2007-1/1; Career-2/1.



**PRO:** Jay Ratliff is a versatile athlete who began his collegiate career as a tight end before playing two seasons as a defensive end and his final season as a defensive tackle. His strong work ethic helped him succeed at each position. He is a tough, aggressive lineman who can collapse the pocket and knife into the backfield to flush out the quarterback. Ratliff made the most of his opportunity last season with the loss of Jason Ferguson in Week 1 stepping in and starting 14 games at nose tackle to secure his place along the defensive front for several more years to come after signing a five-year extension in December.

#### TRANSACTION SUMMARY:

**12/14/07:** Signed a five-year contract extension with Dallas through 2012.

**11/1/05:** Placed on Reserve/Injured with a high right ankle sprain.

**4/24/05:** Drafted in the seventh-round (224th overall) by Dallas.

#### 2007:

- Played in 15 games with 14 starts and finished with 28 tackles, three sacks (tied for fourth on the team), four tackles for a loss (tied for third) and 15 quarterback pressures (second).
- Stepped in at nose tackle after Ferguson left the game in the first quarter with a torn right biceps against the N.Y. Giants (9/9) and recorded three tackles and a sack.
- Recorded two tackles, a pass breakup and recovered a fumble that led to a Dallas score at Miami (9/16).
- Posted a season-high four tackles at Buffalo (10/8), shared a sack with DeMarcus Ware and recovered a fumble as the Bills offense was held without a touchdown.
- At Philadelphia (11/4), recorded a tackle for a loss, two pass breakups and a season-high three pressures.
- Had two tackles, one pressure, one tackle for a loss and one sack against Philadelphia (12/16).
- Split a sack with Ware, had two tackles and one pressure at Carolina (12/22).
- Inactive with a knee injury at Washington (12/30).
- In his first postseason start against the N.Y. Giants (1/13/08), recorded two tackles.

#### 2006:

- Played 16 games as part of the defensive line rotation, recording 17 tackles, four sacks – tied for third on the team – seven quarterback pressures – tied for the team lead – one pass breakup and one forced fumble.
- Led the team with three fumble recoveries – which tied for second in the NFL – and became the first Cowboy to recover three fumbles in a season since Deion Sanders and Broderick Thomas in 1996.
- At Jacksonville (9/10), recorded the club's first sack of the season with a takedown of Byron Leftwich.
- Had his second sack with a fourth quarter takedown of Mark Brunell on fourth down against Washington (9/17).
- Posted his first career tackle at Tennessee (10/1) before making three tackles and his third sack of the season at Philadelphia (10/8).
- Recovered a Jake Delhomme fumble at Carolina (10/29) that led to the Cowboys final touchdown of the game.
- Had one tackle and recovered a fumble at Arizona (11/12).
- Recovered a fumble by Marvin Harrison on the Colts first possession and sacked Peyton Manning to force a fumble, which Manning recovered on their next possession, finishing with two tackles and a quarterback pressure against Indianapolis (11/19).
- Posted a season-high four tackles against New Orleans (12/10).
- Against Philadelphia (12/25), had one quarterback pressure before injuring his shoulder in the second quarter but returned later in the game.
- Missed the regular season finale against Detroit (12/31) because of the shoulder injury.
- Returned in the wild card loss at Seattle (1/6/07) and had one tackle.

#### 2005:

- Played in four games with one start before being placed on Reserve/Injured.
- Made his NFL debut at Oakland (10/2) as part of the rotation for the defensive line and shared a sack with linebacker Scott Shanle.
- Earned his first career start the next week against Philadelphia (10/9) when the Cowboys opened in their nickel package, and led all linemen with three tackles and shared a sack with defensive end Greg Ellis.
- Suffered a high right ankle sprain and did not return against Arizona (10/30).
- Was placed on injured reserve Nov. 1.

#### COLLEGE:

- Moved from defensive end to defensive tackle in his senior season and started all 13 games tying his career-high with 37 tackles while also adding four tackles for a loss and a sack.
- Tied his career-high with seven tackles at Alabama to earn SEC Defensive Lineman of the Week honors.
- Helped the Tigers finish 13-0 by defeating Virginia Tech in the Sugar Bowl, in which he made three tackles. Auburn finished 2004 second behind USC in the final Associated Press poll.
- Played in nine games as a junior reserve defensive end, making seven tackles, including one for a loss.

- Before his sophomore year, moved from tight end to defensive end during spring drills and started eight-of-12 games and tied a career-high with 37 tackles, including a career-high 10 tackles for a loss. He also had two forced fumbles and a sack.
- As a freshman tight end, played in all 12 games, with one start, and had three catches for 38 yards.

**PERSONAL:**

- Jeremiah Jerome Ratliff earned all-state and honorable mention All-USA Today honors after catching 46 passes for 701 yards and seven touchdowns as a senior at Lowndes County High School in Valdosta, Ga.
- Finished his prep career as one of the top-rated tight ends in the southeast. Also lettered in track and basketball for Lowndes, averaging 18 points and 18 rebounds per-game as a junior.
- Majored in health administration at Auburn.
- He and his wife have one daughter (5/13/05).
- 2005 Dallas Cowboys Rookie Club.
- 2007-2008 Dallas Cowboys Draft Day/Fan Appreciation Party.
- Annual team Holiday Hospital Visits.
- Salvation Army Angel Tree Christmas Program.
- Happy Hill Farm Kickoff Luncheon and Cookbook.

**RATLIFF'S COWBOYS TOTALS**

Year Team	GP-GS	DEFENSE					
		ST	AT	TT	Sks-Yds	Tkl/Ls	QB Prs PBU FF
2005 Dallas	4-1	2	3	5	1.0(-7)	0(0)	0 0 0
2006 Dallas	15-0	13	4	17	4.0(-27)	0(0)	7 1 1
2007 Dallas	15-14	15	13	28	3.0(-17)	4(-10)	15 4 0
<b>Totals</b>	<b>34-14</b>	<b>30</b>	<b>20</b>	<b>50</b>	<b>8.0(-57)</b>	<b>4(-10)</b>	<b>22 5 1</b>
<b>Playoffs</b>							
2006 Dallas	1-0	1	0	1	0.0(0)	0(0)	0 0 0
2007 Dallas	1-1	1	1	2	0.0(0)	0(0)	0 0 0
<b>Totals</b>	<b>2-1</b>	<b>2</b>	<b>1</b>	<b>3</b>	<b>0.0(0)</b>	<b>0(0)</b>	<b>0 0 0</b>

**ADDITIONAL STATISTICS**  
**Fumble Recoveries** – 2006 (3 for 0 yds)  
 2007 (2 for 0 yds)  
**Kickoff Returns** – 2006 (1 for 0 yds).

**RATLIFF'S GAME-BY-GAME****DEFENSE**

Game	2005 (Dallas)					
	ST	AT	TT	Sks-Yds	Tkl/Ls	QB Prs PBU
L-@ Pit 9/11				Inactive		
W-@ SD 9/11				Inactive		
L-Was 9/19				Inactive		
W-@ SF 9/25				Inactive		
L-@ Oak 10/2				0.5(-1)		
W-Phi 10/9	1	2	3	0.5(-6)		
W-NYG 10/16				Inactive		
L-@ Sea 10/23	1	1	2			
W-Ari 10/30				Reserve/Injured – Ankle		
W-@ Phi 11/14				Reserve/Injured – Ankle		
W-Det 11/20				Reserve/Injured – Ankle		
L-Den 11/24				Reserve/Injured – Ankle		
L-@ NYG 12/4				Reserve/Injured – Ankle		
W-KC 12/11				Reserve/Injured – Ankle		
L-@ Was 12/18				Reserve/Injured – Ankle		
W-@ Car 12/24				Reserve/Injured – Ankle		
L-SIL 1/1/06				Reserve/Injured – Ankle		
<b>Totals</b>	<b>2</b>	<b>3</b>	<b>5</b>	<b>1.0(-7)</b>		

Game	2006 (Dallas)					
	ST	AT	TT	Sks-Yds	Tkl/Ls	QB Prs PBU
L-@ Jac 9/10				1.0(-8)		
W-Was 9/17				1.0(-13)		
W-@ Ten 10/1	1	0	1			
L-@ Phi 10/8	3	0	3	1.0(-6)		
W-Hou 10/15	0	2	2			1 1
L-NYG 10/23	1	0	1			
W-@ Car 10/29	1	0	1			
L-@ Was 11/5	0	1	1			
W-@ Ari 11/12	1	0	1			
W-Ind 11/19	2	0	2	1.0(0)		
W-TB 11/23	1	0	1			

Game	2006 (Dallas) cont.					
	ST	AT	TT	Sks-Yds	Tkl/Ls	QB Prs PBU
W-@ NYG 12/3						
L-NO 12/10	3	1	4			
W-@ Ari 12/16						1
L-Phi 12/25						1
L-Det 12/31				Inactive/Injured – Shoulder		
<b>Totals</b>	<b>13</b>	<b>4</b>	<b>17</b>	<b>4.0(-27)</b>		<b>7 1</b>

**Playoffs**  
 L-@ Sea 1/6/07

Game	2007 (Dallas)					
	ST	AT	TT	Sks-Yds	Tkl/Ls	QB Prs PBU
W-NYG 9/9	2	1	3	1.0(-5)		1
W-@ Mia 9/16	2	0	2			1
W-@ Chi 9/23	2	1	3			
W-SIL 9/30	1	1	2			
W-@ Buf 10/8	1	3	4	0.5(-4)		1
L-NE 10/14						
W-Min 10/21	0	3	3			2
W-@ Phi 11/4						1(-3)
W-@ NYG 11/11						2 1
W-Was 11/18	1	1	2			2
W-NYJ 11/22	0	1	1			1
W-GB 11/29	2	0	2			
W-@ Det 12/9	1	1	2			2(-6) 1
L-Phi 12/16	2	0	2	1.0(-5)		1(-1) 1
W-@ Car 12/22	1	1	2	0.5(-3)		1
L-@ Was 12/30				Inactive/Injured – Knee		
<b>Totals</b>	<b>15</b>	<b>13</b>	<b>28</b>	<b>3.0(-17)</b>	<b>4(-10)</b>	<b>15 4</b>
<b>Playoffs</b>						
L-NYG 1/13/08	1	1	2			



# JUSTIN ROGERS

6-4 • 250 • 8/31/83  
 Southern Methodist • W (NE)-'07  
 NFL: 2nd Year • Cowboys: 2nd Year  
 Games/Starts: 2007-16/0; Career-16/0;  
 Postseason: 2007-1/0; Career-1/0.



**Linebacker**

**PRO:** With the availability of veteran linebacker Greg Ellis (heel) in question leading up to the 2007 season opener, the Dallas Cowboys claimed Justin Rogers off waivers from the New England Patriots on Sept. 2, 2007. Rogers provided depth at linebacker while seeing full-time action on Dallas' special teams units through the entire season. He returned to Texas where he played college ball at Southern Methodist University and attended Commerce High School in Greenville, Texas.

#### TRANSACTION SUMMARY:

**9/2/07:** Claimed off waivers (New England) by Dallas.  
**9/1/07:** Waived by New England.  
**4/29/07:** Drafted in the sixth round (180th overall) by New England.

#### 2007:

- Played in four preseason games for the Patriots and logged 11 tackles and two sacks before his release on the final cut date.
- Arrived in Dallas prior to the season opener and played in all 16 games for the Cowboys, mainly on special teams.
- Finished fifth on the squad – tops among club rookies – with 16 special teams tackles. Also added three tackles on defense.
- Made his Cowboys and NFL debut on special teams in the season-opening win against the N.Y. Giants (9/9).
- Recorded his first career special teams tackle the next week at Miami (9/16).
- Saw action on defense, spelling DeMarcus Ware, against New England (10/14), and notched his first career defensive stop.
- Led the team with two special teams tackles in the Divisional Playoff Game against the N.Y. Giants (1/13/08).

#### COLLEGE:

- Started 33 of the 43 games he played at SMU and tallied 184 tackles – 32 for losses – 19.5 sacks, five forced fumbles and a blocked kick.
- His 19.5 sacks ranked second in school history.
- As a senior in 2006, earned first-team All-Conference USA honors, leading the team with 9.5 sacks along with 59 tackles and 15 tackles for losses.
- In 2005 as a junior, shared team Defensive MVP honors with a conference-best seven sacks along with 64 tackles, 10.5 tackles for loss and three forced fumbles.
- As a sophomore in 2004, started nine games and finished with 27 tackles, 5.5 for loss with a team-high tying 2.5 sacks.
- As a redshirt freshman in 2003, played defensive end in all 12 games with two starts and recorded 34 tackles.

#### PERSONAL:

- Justin Bullock Rogers was a two-time all-district first-team selection at Commerce High School.
- Was a key part in helping the school bring home state championships in 1999 and 2001.
- Also competed for the school's basketball and track teams and was an all-district selection in baseball.
- 2007 Dallas Cowboys Rookie Club.
- Annual team Holiday Hospital Visits.
- Salvation Army Angel Tree Christmas Program.
- Happy Hill Farm Kickoff Luncheon and Cookbook.


### ROGERS' COWBOYS TOTALS

Year Team	GP-GS	DEFENSE						
		ST	AT	TT	Sks-Yds	Tkl/Ls	QB Prs	PBU FF
2007 Dallas	16-0	3	0	3	0.0(0)	0(0)	0	0 0
<b>Playoffs</b>								
2007 Dallas	1-0	0	0	0	0.0(0)	0(0)	0	0 0
Year Team		SPECIAL TEAMS						
		Solo	Ast	Tot	FF	FR	BP	BFG BXP
2007 Dallas		11	5	15	0	0	0	0 0
<b>Playoffs</b>								
2007 Dallas		1	1	2	0	0	0	0 0



# TONY ROMO

6-2 • 224 • 4/21/80  
 Eastern Illinois • FA for '03  
 NFL: 6th Year • Cowboys: 6th Year  
 Games/Starts: 2007-16/16; Career-44/24;  
 Postseason: 2007-1/1; Career-2/2.



## PRO BOWLS



**PRO:** In one of the more intriguing success stories in recent NFL history, Tony Romo ascended from the ranks of undrafted free agent – and three-year back-up quarterback – to a record setting, two-time Pro Bowl selection for the Dallas Cowboys. With just 26 career regular season starts under his belt, Romo is well on his way to re-writing the Dallas record books with his stellar and unique style of quarterbacking play. Elusive and instinctive in the pocket, he relies on a very quick release, solid arm strength and excellent accuracy. His greatest asset may be his ability to see the field and find the open receiver – regardless of whether he is in a stationary position or eluding the pass rush. With a 19-7 regular season record as the Dallas starter, Romo led the Cowboys to 13 wins in 2007 – tying the franchise record for victories in a season. Along the way, he set single-season club marks for touchdown passes (36), completions (335), yardage (4,211) and 300-yard games (seven). He also set a Dallas mark for consecutive games with a touchdown pass with 17 straight between 2006 and 2007. For his career, Romo has completed 555-of-857 attempts for a 64.8% completion rate and a passer rating of 96.6. He has thrown 55 career scoring passes against only 32 interceptions. Signed by the Cowboys as an undrafted free agent in 2003, he made his first career start October 29, 2006, and, by December of that year, became Dallas's first Pro Bowl quarterback since Troy Aikman in 1996. Romo rose to prominence during a stretch in which six of his first 11 starts were nationally televised. In his first 10 regular season starts, he led the Cowboys to six victories and a playoff berth. He also led the NFL with 8.6 yards-per-pass attempt in 2006. His 95.1 quarterback rating as a first-time starter was the third-best in Cowboys history. He exceeded that mark with a 97.4 rating last year. After joining the Cowboys in 2003, Romo showed enough potential during training camp to become the third quarterback. He split time with Drew Henson as the backup quarterback in 2004 but became the backup quarterback behind Drew Bledsoe throughout 2005. He also was the holder for field goals and extra points from 2004 to 2006.

## TRANSACTION SUMMARY:

- 10/30/07:** Signed a seven-year contract with Dallas through 2013.  
**8/31/06:** Signed a one-year contract with Dallas.  
**5/20/05:** Signed a one-year contract with Dallas.  
**5/1/03:** Signed as a rookie free agent with Dallas.

## 2007:

- In his first full season as a starter, turned in the most prolific year by any Dallas quarterback in club history and led Dallas to a club-record-tying 13-3 record.
- Earned his second consecutive Pro Bowl selection and was the NFC's starting signal caller in Hawaii.
- Finished the 2007 season as the NFC's top rated passer (fifth in the NFL) with a rating of 97.4, the third-best single-season rating in club history.
- Established Dallas single-season records for touchdown passes (36), passing yardage (4,211), completions (335), 300-yard games (seven), and his completion percentage of 64.4% was the sixth-highest single-season mark in team history.
- Led the NFC in touchdown passes (second in the NFL) and yards-per-attempt (8.10 – also second in the NFL). Was second in the conference in yards (third in the NFL) and third in the NFC in completion percentage (ninth in the NFL).
- Dating back to 2006, set a club record for throwing at least one touchdown pass in 17 consecutive games.
- In the season-opening win over the N.Y. Giants (9/9), turned in perhaps his most complete outing as a pro to date. Completed 15-of-24 passes for a career-high 345 yards and four touchdowns with one interception. His 345 passing yards allowed him to become the third Dallas quarterback (Don Meredith – 1963 and Vinny Testaverde – 2004) to throw 300-or-more yards in consecutive games (had 321 yards in the 2006 season-finale against Detroit). Each one of his 15 completions went for at least 10 yards and his yards-per-attempt average of 14.38 was the third-highest single-game average by a Dallas signal caller in club history. Also added his first career rushing touchdown on a nine-yard keeper.
- At Chicago (9/23), not only notched the then second-most passing yards in his career (329), but also helped Dallas achieve a 3-0 record to start the season for the first time since 1999. Hit on 22-of-35 passes for 329 yards with two touchdowns and one interception. Romo's performance enabled him to reach 3,501 career passing yards – joining Kurt Warner (3,559) and Marc Bulger (3,534) – as the only Super Bowl era quarterbacks to pass for more than 3,500 yards in their first 13 career starts.
- In completing 21-of-33 passes for 339 yards and three touchdowns against the Rams (9/30), became the 10th Dallas Cowboys quarterback to surpass the 4,000 career passing yardage barrier. His 59-yard touchdown ball to Patrick Crayton marked the longest completion of Romo's career. The performance marked his second-highest passing yardage total for a single game and the sixth 300-yard outing of his career. Also tied the club record for 300-yard games in a season with three. Two of his biggest plays in the game came in running situations – the first play involved a shotgun snap that sailed over his head and led to a long retreat and scramble for a four-yard gain and a first down, on third down, putting Dallas in position for Romo

to run 15 yards for a touchdown with 11 seconds remaining in the first half – giving Dallas a 14-7 lead at the intermission.

- At Buffalo (10/8), battled back from a turnover-plagued game in which he threw a career-high five interceptions along with one fumble to finish the game strong against the Bills and lead the team to victory on a last-chance drive to set up the winning field goal. In going 29-of-50 for 309 yards and two touchdowns, notched his third-consecutive 300-yard passing game, giving him the longest streak amongst Cowboys passers all-time, while also allowing him to become the franchise's all-time leader in 300-yard games in a season with four. His two touchdowns (32) helped him overtake Drew Bledsoe (30) for seventh place in team history for career touchdown passes.
- In the first half of the victory over Minnesota (10/21), completed 28-of-32 passing attempts (87.5%) for 231 yards and one touchdown and finished the day with 31 completions on 39 attempts for 277 yards and a rating of 104.8. His 31 completions established a then single-game career-high. Reached 370 career completions moving past Eddie LeBaron (359) for ninth place in team record books. His 277 passing yards enabled Romo to raise his career total to 4,887 and move past Bledsoe (4,803) for the ninth-most passing yards in club history.
- By completing 20-of-25 passes for 324 yards in the win at Philadelphia (11/4), racked up a completion percentage of 80.0%, marking the best single-game completion percentage of the season – second-best of his career. Also threw three touchdown passes with one interception. Was his eighth career 300-yard day (third-most in club history) and fifth of the season. Also became the ninth quarterback in franchise history to reach 5,000 career passing yards.
- In the 31-20 win at the N.Y. Giants (11/11), completed 20-of-28 passes (71.4%) for 247 yards and four touchdowns. Was the third time in his career that he has thrown at least four touchdown passes (the second time this season) in a game. His 20 completions moved him into eighth place on the Cowboys all-time completions list with 410.
- Against Washington (11/18), completed 22-of-32 passes for 293 yards and four touchdowns to Owens with one sack and one interception. Marked the sixth time in his career where he has had at least three touchdown passes in a game – the second time he has had four-or-more. Became the first quarterback in team history to throw four touchdowns in back-to-back games.
- With two touchdown passes in the Thanksgiving Day win over the N.Y. Jets (11/22), tied White's single-season club mark of 29 for scoring passes that was set in 1983. For the afternoon, completed 21-of-28 passes (75.0%) for 195 yards, the two scores and an interception.
- In completing 19-of-30 passes for 309 yards and four touchdowns against Green Bay (11/29), raised his season-total for touchdown passes to 33 and broke White's previous club mark of 29 (1983). His four touchdown passes also gave him the Dallas single-season record for games with at least four touchdown passes (four) – previous mark was held by Meredith (three) in 1966.
- At Detroit (12/9), completed 35-of-44 passing attempts for 302 yards and a pair of touchdowns to spark Dallas's last-minute come-from-behind 28-27 victory that clinched the club's first division title since 1998. While trailing 27-21 with 2:15 remaining in the game – and no time outs remaining – led Dallas on an 11-play, 78-yard scoring drive that culminated in a 16-yard touchdown pass to Witten that provided the final margin of victory with just 0:18 remaining in the game. Completed eight-of-10 passes on the game-winning scoring drive. Established a team record for consecutive games of throwing at least one touchdown pass (17) – Aikman (16) in 1993-94. Raised his club record of 300-yard games in a season to seven, tying White for the second-most 300-yard career passing games with 10. Moved ahead of Pellier (6,555) into sixth place on the Cowboys all-time passing yardage list with 6,557 career yards. Logged his seventh consecutive game with a passer rating above 100.0 – marking the fifth-longest streak since the passer rating system was implemented in 1973. His 35 completions were a single-game career-best and set a club record.
- Against Philadelphia (12/16), experienced his worst career passer rating as a starter and completed 13-of-36 passes for 214 yards with three interceptions. Also ended a club record streak of 17 straight games in which he had thrown at least one touchdown pass.
- At Carolina (12/22), completed 28-of-42 passes for 257 yards with one touchdown and one interception. Set a Cowboys record for passing yardage in a single season with 4,125 – eclipsing the previous mark of 3,980 that was held by White (1983). The 10-yard touchdown pass to Owens raised Romo's single-season record for touchdown passes to 36.
- At Washington (12/30), saw action only in the first half and through the first drive of the third quarter. Completed seven-of-16 passing attempts for 86 yards and one interception and was relieved by Brad Johnson after the opening drive of the second half.
- In the playoff loss to the N.Y. Giants (1/13/08), Romo's second career postseason game, completed 18-of-36 passes for 201 yards, one touchdown and an interception.

#### 2006:

- After completing 69.6 percent of his passes in four preseason games, Romo's storybook regular season in 2006 had a familiar beginning – on the bench as the backup quarterback to Bledsoe.
- His role changed at halftime of the sixth game, a Monday night loss to the N.Y. Giants (10/23) at Texas Stadium. Romo replaced Bledsoe as the starter in the third quarter, beginning a whirlwind journey that ended with a Pro Bowl selection December 19.
- Became the sixth Cowboys quarterback to make the Pro Bowl, and the first since Troy Aikman in 1996.
- His 95.1 quarterback rating was the third-highest in club history, behind Roger Staubach's 104.8 in 1971 and Aikman's 99.0 in 1993. It also ranked fifth in the NFL and third in the NFC.
- In his 10 regular season starts, completed 204-of-310 passing attempts (65.8 percent) for 2,641 yards and 16 touchdowns with 10 interceptions for a 96.2 rating.
- The Cowboys went 6-4 in the regular season when Romo started.
- Became the first Dallas starting quarterback to throw for more than 220 yards in his first eight career starts, a streak that was snapped in the loss to Philadelphia (12/25).
- Closed the year first in the NFL with 8.6 yards-per-passing attempt.
- Finished second in the NFL with a 65.28 percent completion rate and a 5.6 touchdown percentage rate.



- His completion percentage was the third-best in club history, behind Troy Aikman's 69.13 percent in 1993 and Aikman's 65.29 percent in 1991.
  - Also threw for more than 250 yards in three consecutive games in 2006, becoming the first Cowboys quarterback to accomplish that feat since Aikman did it in the first four games of the 1993 season.
  - Behind Romo's emergence, the Cowboys had one of the most productive and efficient offensive seasons in club history scoring 425 points (26.6 points-per-game), the fourth-most in the NFL, the most by the Cowboys since 1995, and the fourth-most by the Cowboys since the NFL went to a 16-game schedule in 1978.
  - Dallas was second in the NFL with a 48.8 percent third down efficiency, the club's highest rating since 1980.
  - Dallas averaged 360.8 total yards-per-game, the fifth-most in the NFL in 2006 and the most by the Cowboys since 1995.
  - The Cowboys produced two 1,000-yard receivers (Owens and Terry Glenn) and a 1,000-yard rusher (Julius Jones) in the same season for just the second time in team history.
  - Before his first start in 2006, saw significant action in the fourth quarter of the win against Houston (10/15). Completed his first career pass attempt to Sam Hurd for a 33-yard gain. His second pass resulted in a two-yard touchdown by Owens.
  - Replaced Bledsoe to start the second half in the Monday night loss to the N.Y. Giants (10/23) and completed 14-of-25 passes for 227 yards, two touchdowns, and three interceptions. His second passing touchdown was a 53-yard pass to Crayton, the Cowboys second-longest completion of the season.
  - In the nationally televised Sunday night win at Carolina (10/29), made his first start and led the team to a 35-14 victory. Went 24-of-36 passing for 270 yards, one touchdown, one interception and was sacked twice with an 86.6 quarterback rating. Became the 13th quarterback in Dallas history to earn a victory in his starting debut. His 270 passing yards were the second-most by a Cowboys quarterback who won his first start.
  - In his second career start, at Washington (11/5), was 24-of-36 passing for 284 yards with no interceptions and threw for two touchdowns for the third week in a row.
  - In the 27-10 win at Arizona (11/12), was named NFC Offensive Player of the Week after posting a 126.8 quarterback rating. Completed 20-of-29 passes for 308 yards and two touchdowns. Was the first 300-yard game of Romo's career. Extended his streak of consecutive passes without an interception to 94 attempts and also threw a touchdown for the fourth consecutive game. In the second half, was 10-of-10 passing for 144 yards and a touchdown.
  - In the 21-14 win over previously undefeated Indianapolis (11/19), threw for 226 yards and completed 19-of-23 passes, an 82.6 percent completion rate, the third-best in club history. A first quarter interception snapped his streak of consecutive passing attempts without an interception at 98.
  - In the Thanksgiving Day win over Tampa Bay (11/23), completed 22-of-29 passes for 306 yards and a club record-tying five touchdowns. Posted a quarterback rating of 148.9 and was named the NFC Offensive Player of the Week for the second time in three games. Became the first Dallas quarterback to throw five touchdown passes since Aikman at Washington (9/12/99) and just the ninth time in club history. From the second quarter to the fourth, Romo completed 13 consecutive passes, tying the second-longest streak in club history (14-Pelluer and Randall Cunningham).
  - In November, Romo's first full month as an NFL starter, helped Dallas go 3-1 and was named the NFC Offensive Player of the Month. Completed 85-of-117 passes (72.6 percent) for 1,124 yards, nine touchdowns, and one interception and had a quarterback rating of 124.7 for the month.
  - In the last-minute win at the N.Y. Giants (12/3), completed 20-of-34 passes for 257 yards with two interceptions. With 1:06 left in the game and the score tied, 20-20, directed a six-play drive highlighted by a 42-yard completion to Witten. That set Dallas up for the game-winning, 46-yard field goal by Martin Gramatica with six seconds remaining. Led Dallas on three scoring drives in the second half and each of them came after the Giants scored to tie the game.
  - In the Sunday night game against New Orleans (12/10), lost his first home game as a Cowboys starter. Completed 16-of-33 passes for 249 yards and one touchdown with two interceptions.
  - In the playoff-clinching win at Atlanta (12/16), completed 22-of-29 passes (75.9 percent) for 278 yards and two touchdowns. Was sacked three times and threw one interception with a quarterback rating of 113.9.
  - Against Detroit (12/31), completed 23-of-32 passes (71.9 percent) for a then career-high 321 yards, two touchdowns, and one interception for a quarterback rating of 111.6. His 56-yard touchdown pass to Owens was the longest completion of Romo's career and the longest reception of the season for Owens.
  - In the playoff loss at Seattle (1/6/07), completed 17-of-29 passes (58.6 percent) for 189 yards and one touchdown for an 89.6 quarterback rating. His first career postseason touchdown pass was a 13-yarder that gave Dallas a 10-6 lead with 11 seconds left in the first half. Guided Dallas on an eight-play, 70-yard drive in the game's final minutes to set up a potential game-winning field goal. He bobbled the snap, however, and was tackled just short of the end zone.
- 2005:**
- Beat out Drew Henson in training camp to be the backup quarterback.
  - In the preseason, completed 23-of-37 passes for 273 yards and one touchdown.
  - Played in 16 regular season games, serving as the team's holder for place kicks.
  - Against Philadelphia (10/16), took a knee on the final drive of the game to run out the clock.
- 2004:**
- Was locked in a training camp battle for the backup quarterback job with Henson.
  - After completing 24-of-39 passes for 250 yards, a touchdown and two interceptions in the preseason. Started the season as the backup quarterback and held the role for the first six games.
  - Took over as the holder for PATs and field goals in the season opener at Minnesota (9/12).
  - Became the club's full-time holder the following week against Cleveland (9/19).
  - For seven games, beginning with the game against Detroit (10/31), was the team's third quarterback.
  - Returned to the backup role at Philadelphia (12/19) and against Washington (12/26), but did not play with the offense.
  - Closed the season at the N.Y. Giants (1/2/05) as the third quarterback.

**2003:**

- Signed with the Cowboys as a rookie free agent on May 1.
- Spent the entire season as the club's third quarterback.
- In the preseason, completed nine-of-17 passes for 134 yards, one touchdown, and one interception.
- Was one of four rookie free agents to make the full-time roster following training camp.

**COLLEGE:**

- Capped an outstanding career at Eastern Illinois University by being named the 2002 recipient of the Walter Payton Award, given annually to the nation's top player in Division I-AA.
- Became the first player from the Ohio Valley Conference to ever win the prestigious Payton Award.
- Finished his career as the school's and conference's all-time leader with 85 touchdown passes.
- Was second in school history and third in conference history with 8,212 passing yards.
- Was also second in school history with 584 completions and 941 attempts.
- As a senior, set school and conference records with 258 completions (407 attempts).
- His 3,615 passing yards as a senior were the second-most in a season in conference history and third-most in school history.
- Had 34 touchdowns passes in his final collegiate campaign.
- As a junior, led Division I-AA in passing efficiency, completing 138-of-207 passes for 2,068 yards and 21 touchdowns.
- Earned All-America and All-Ohio Valley Conference honors and was named the OVC Player of the Year after his junior year.
- As a sophomore, ranked second in Division I-AA in passing efficiency, completing 164-of-278 passes for 2,583 yards and 27 touchdowns.
- Named All-America honorable mention, All-OVC, and the OVC Player of the Year following his sophomore season.

**PERSONAL:**

- Tony Romo attended Burlington, Wisc., High School.
- Was a three-year letter winner in football, and was one of the best high school golfers and basketball players in the state.
- Majored in communications at Eastern Illinois.
- Has attempted to qualify for the 2004, 2007 and 2008 Byron Nelson Tournaments and the 2004, 2005, 2007 and 2008 U.S. Opens – falling short in each effort.
- 2003 Dallas Cowboys Rookie Club.
- Special movie screening of 'Radio', hosted by the Cowboys for 400 youths from non-profit agencies.
- Cowboys/United Way Hometown Huddle to play Bingo with senior citizens at The Brady Center.
- FUTURES Golf Classic along with members of the local media, other Dallas-area professional athletes, and FUTURES tour players for the Boys and Girls Club of Collin County, HomeAid, City House, and Hope's Door.
- Make-A-Wish Foundation – Several ONE-ON-ONE visits with children.
- April 2007, joined teammates, Roy Williams, Terence Newman and DeMarcus Ware to attend The Salvation Army National Advisory Organizations Conference.
- Stars of Texas...Racing Against the Odds for American Diabetes Association.
- Dallas All Sports Association's Hall of Fame Luncheon.
- 2008 Poker for Pets for SPCA of Texas.
- 2008 Special Guest with his father Ramiro Romo at The Baylor Health Care System Foundation EveryMan Dinner benefiting prostate cancer research, technology and community outreach.
- 2007 Attended The Terrell Owens Catch A Dream Foundation, "December to Remember" holiday fundraiser.
- 2007 & 2008 Attended Jason Witten's Youth Football Camp in Elizabethton, Tenn.
- Annual team Holiday Hospital Visits.
- Salvation Army Angel Tree Christmas Program.
- Happy Hill Farm Kickoff Luncheon and Cookbook.

**ROMO'S COWBOYS TOTALS**

Year Team	GP-GS	CAREER REGULAR SEASON PASSING									
		Att	Cmp	Pct	Yds	Yds/Att	TD	Int	Long	Sacks	Rating
2003 Dallas	0-0	0	0	0.0	0	0.0	0	0	0	0/0	0.0
2004 Dallas	6-0	0	0	0.0	0	0.0	0	0	0	0/0	0.0
2005 Dallas	6-0	0	0	0.0	0	0.0	0	0	0	0/0	0.0
2006 Dallas	16-8	337	220	65.3	2,903	8.6	19	13	56†	21/124	95.1
2007 Dallas	16-16	520	335	64.4	4,211	8.1	36	19	59†	24/176	97.4
<b>Totals</b>	<b>44-24</b>	<b>857</b>	<b>555</b>	<b>64.8</b>	<b>7,114</b>	<b>8.3</b>	<b>55</b>	<b>32</b>	<b>59†</b>	<b>45/300</b>	<b>96.5</b>
<b>Playoffs</b>											
2006 Dallas	1-1	29	17	58.6	189	6.5	1	0	32	2/21	89.6
2007 Dallas	1-1	36	18	50.0	201	5.6	1	1	20	2/19	64.7
<b>Totals</b>	<b>2-2</b>	<b>65</b>	<b>35</b>	<b>53.8</b>	<b>390</b>	<b>6.0</b>	<b>2</b>	<b>1</b>	<b>32</b>	<b>4/40</b>	<b>75.8</b>

## ROMO'S COWBOYS TOTALS (cont.)

Year Team	RUSHING				
	No	Yds	Avg	Long	TD
2003 Dallas	0	0	0.0	0	0
2004 Dallas	2	-2	-1.0	0	0
2005 Dallas	0	0	0.0	0	0
2006 Dallas	34	102	3.0	16	0
2007 Dallas	31	129	4.2	17	2
<b>Totals</b>	<b>67</b>	<b>229</b>	<b>3.4</b>	<b>17</b>	<b>2</b>
Playoffs					
2006 Dallas	1	0	0.0	0	0
2007 Dallas	3	17	5.7	11	0
<b>Totals</b>	<b>4</b>	<b>17</b>	<b>4.3</b>	<b>11</b>	<b>0</b>

### SINGLE-GAME BESTS

**Attempts** – 50 at Buffalo, 10/18/07  
**Completions** – 31 vs. Minnesota, 10/21/07  
**Yards** – 345 vs. N.Y. Giants, 5/9/07  
**Touchdowns** – 5 vs. Tampa Bay, 11/23/06  
**Interceptions** – 5 at Buffalo, 10/8/07  
**Passer Rating** – 148.9 vs. Tampa Bay, 11/23/06

### ROMO'S GAME-BY-GAME

2006 (Dallas)												
Date	Opp	Att	Cmp	Yds	Pct	TD	Long	Int	Sacks	Rating	W/L	Score
9/10	@ Jac					Did Not Play					L	17-24
9/17	vs. Was					Did Not Play					W	27-10
10/1	@ Ten					Did Not Play					W	45-14
10/8	@ Phi					Did Not Play					L	24-38
10/15	vs. Hou	2	2	35	100.0	1	33	0	0/0	158.3	W	34-6
10/23	vs. NYG	25	14	227	56.0	2	53t	3	2/8	73.7	L	22-36
10/29	@ Car	36	24	270	66.7	1	28	1	2/12	86.6	W	35-14
11/5	@ Was	36	24	284	66.7	2	48	0	2/17	109.0	L	19-22
11/12	@ Ari	29	20	308	69.0	2	51t	0	0/0	126.8	W	27-10
11/19	vs. Ind	23	19	226	82.6	0	33	1	1/1	89.5	W	21-14
11/23	vs. TB	29	22	306	75.9	5	45	0	1/8	148.9	W	38-10
12/3	@ NYG	34	20	257	58.8	0	42	2	1/2	58.1	W	23-20
12/10	vs. NO	33	16	249	48.5	1	50	2	2/18	58.8	L	17-42
12/16	@ Atl	29	22	278	75.9	2	51t	1	3/20	113.9	W	38-28
12/25	vs. Phi	29	14	142	48.3	1	17	2	3/24	45.5	L	7-23
12/31	vs. Det	32	23	321	71.9	2	56t	1	4/14	111.6	L	31-39
<b>Totals</b>		<b>337</b>	<b>220</b>	<b>2,903</b>	<b>65.3</b>	<b>19</b>	<b>56t</b>	<b>13</b>	<b>21/124</b>	<b>95.1</b>		<b>9-7</b>
Playoffs												
1/6/07	@ Sea	29	17	189	58.6	1	32	0	2/21	89.6	L	20-21
2007 (Dallas)												
Date	Opp	Att	Cmp	Yds	Pct	TD	Long	Int	Sacks	Rating	W/L	Score
9/9	NYG	24	15	345	62.5	4	51t	1	1/9	128.5	W	45-35
9/16	@ Mia	29	14	186	48.3	2	34t	0	1/0	92.0	W	37-20
9/23	@ Chi	35	22	329	62.9	2	35	1	3/29	100.8	W	34-10
9/30	StL	33	21	339	63.6	3	59t	1	1/8	115.6	W	35-7
10/8	@ Buf	50	29	309	58.0	2	31	5	0/0	49.9	W	25-24
10/14	NE	29	18	199	62.1	2	26	1	2/13	91.0	L	27-48
10/21	Min	39	31	277	79.5	1	24	0	3/24	104.8	W	24-14
11/4	@ Phi	25	20	324	80.0	3	53	1	0/0	141.7	W	38-17
11/11	@ NYG	28	20	247	71.4	4	50t	1	1/4	123.1	W	31-20
11/18	Was	32	22	293	68.8	4	52t	1	1/6	124.1	W	28-23
11/22	NYJ	28	21	195	75.0	2	25t	1	3/25	102.5	W	34-3
11/29	GB	30	19	309	63.3	4	48	1	0/0	123.5	W	37-27
12/9	@ Det	44	35	302	79.5	2	30	0	3/21	110.4	W	28-27
12/16	Phi	36	13	214	36.1	0	53	3	4/27	22.2	L	6-10
12/22	@ Car	42	28	257	66.7	1	24	1	0/0	81.2	W	20-13
12/30	@ Was	16	7	86	43.8	0	36	1	1/10	34.9	L	6-27
<b>Totals</b>		<b>520</b>	<b>335</b>	<b>4,211</b>	<b>64.4</b>	<b>36</b>	<b>59t</b>	<b>19</b>	<b>24/176</b>	<b>97.4</b>		<b>13-3</b>
Playoffs												
1/13	N.Y. Giants	36	18	201	50.0	1	20	1	2/19	64.7	L	17-21



# ORLANDO SCANDRICK

5-10 • 192 • 2/10/87  
Boise State • 05-'08 (143rd overall)  
NFL: Rookie • Cowboys: Rookie



Cornerback

**COLLEGE:** The Dallas Cowboys addressed a position of need and added a defensive back that not only can help the defense, but is also a standout special teamer when they moved up in the fifth round to grab Orlando Scandrick with the 143rd overall pick in the 2008 NFL Draft. In Scandrick, the Cowboys acquired a natural leader as he was called upon in his final season at Boise State to lead the secondary, helping the squad improve from the 45th ranked defense in 2006 to 26th in 2007. He is also a standout on special teams, leaving the collegiate ranks with a school record seven blocked kicks, including the school's single-season record with four blocked kicks in 2007. Scandrick started 38 of the 39 games he played and recorded 152 tackles, 3.5 sacks, 12.5 tackles for losses with five forced fumbles.

### TRANSACTION SUMMARY:

4/27/08: Drafted in the fifth round (143rd overall) by Dallas.

### 2007:

- As a junior, started all 13 games at left cornerback and finished with 50 tackles – three behind the line – and two forced fumbles.
- Added two interceptions and seven pass deflections.
- Gained 54 yards on two punt returns and 78 yards on four kickoff returns.
- Also on special teams, set a school record with four blocked kicks.
- Logged a career-best 10 tackles against Wyoming.

### 2006:

- Started all 13 games and finished the season fourth in tackles (52) along with 6.5 tackles for loss, two sacks, six pass breakups, two forced fumbles and an interception.
- Tied a then career-high with six tackles against Oklahoma in the Broncos 43-42 Fiesta Bowl win.
- Also had six tackles against Sacramento State and Fresno State.

### 2005:

- Named a second-team Freshman All-America by Scout.com and honorable mention Freshman All-America by *The Sporting News*, starting 12 of the school's 13 games as a true freshman.
- Named WAC Special Teams Player of the Week after returning a blocked field goal for a touchdown and a blocked extra point for a two-point conversion against Hawaii.
- Finished the year seventh on the team with 50 tackles to go along with three tackles for loss, one sack, 11 pass deflections, a forced fumble and an interception he returned for a 50-yard touchdown.
- Had a then career-high six tackles two times – against Nevada and at Hawaii.

### PERSONAL:

- Was a standout two-way player at Los Alamitos, Calif., High School, playing wide receiver and defensive back.
- Also returned kicks and was named to the first-team Long Beach Dream Team and first-team All-Sunset League.
- Caught 52 passes for 832 yards and 12 touchdowns with 54 tackles and three interceptions and 22 kickoff returns for 1,024 yards and a touchdown as a senior.

### SCANDRICK'S BOISE STATE TOTALS

Year	GP-GS	DEFENSE					INTERCEPTIONS					FUMBLE REC								
		ST	AT	TT	Sks-Yds	Tkl/Ls	QB	Prs	PBU	FF	No	Yds	Avg	Lg	TD	No	Yds	Avg	Lg	TD
2005	13-12	41	9	-	50	1.0(-7)	3(-25)	0	11	1	1	50	50.0	50	1	0	0	0.0	0	0
2006	13-13	32	20	-	52	2.0(-12)	6.5(-28)	0	7	2	1	25	25.0	25	0	0	0	0.0	0	0
2007	13-13	36	14	-	50	0.5(-5)	3(-17)	0	7	2	2	42	21.0	42	0	0	0	0.0	0	0
<b>Totals</b>	<b>39-38</b>	<b>109</b>	<b>43</b>	<b>-</b>	<b>152</b>	<b>3.5(-24)</b>	<b>12.5(-70)</b>	<b>0</b>	<b>25</b>	<b>5</b>	<b>4</b>	<b>117</b>	<b>29.3</b>	<b>50</b>	<b>1</b>	<b>0</b>	<b>0</b>	<b>0.0</b>	<b>0</b>	<b>0</b>

### ADDITIONAL STATISTICS

**Blocked Kicks** – 2005 (1); 2006 (2); 2007 (4); Total (7).

**Kickoff Returns** – 2007 (4 for 78 yds., long 24).

**Punt Returns** – 2007 (2 for 54 yds., long 38).



# JUNIOR SIAVII

(SEE-ah-vee)

6-5 • 320 • 11/14/78

Oregon • FA for '08

NFL: 3rd Year • Cowboys: 1st Year

Games/Starts: 2007-0/0; Career-26/0; Postseason-0/0.



**PRO:** The Dallas Cowboys added a young lineman on January 23, 2008 with NFL experience in Junior Siavii. Siavii was out of football in 2006 and 2007 but was originally drafted by the Kansas City Chiefs in the second round (36th overall) of the 2004 NFL Draft.

### TRANSACTION SUMMARY:

1/23/08: Signed as a free agent by Dallas.

4/24/04: Drafted in the second round (36th overall) by Kansas City.

#### 2005 (Kansas City):

- Played in a career-high 14 games and finished with 15 tackles, three pressures and a fumble recovery.
- Tied a career-best with three stops at Denver (9/26) and against Denver (12/14).
- Recovered an Eli Manning fumble at the N.Y. Giants (12/17).

#### 2004 (Kansas City):

- Played in 12 games and compiled 12 tackles, four tackles for losses, a sack and three pressures.
- Recorded his first career sack on a nine-yard takedown of Jake Plummer at Denver (9/12).
- Established a career-high with three tackles against Carolina (9/19).
- Suffered a lower left leg contusion against Atlanta (10/24) and was inactive the next three games.
- Returned to reserve action against New England (11/22) then missed the game against San Diego (11/28) with a left ankle injury.
- Tied his season and career-high with three takedowns at Tennessee (12/13).

#### COLLEGE:

- Played in 25 games with 13 starts at Oregon, finishing his collegiate career with 58 tackles, 2.5 sacks, 8.5 tackles for losses, three pass breakups and a fumble recovery.
- Saw time in 13 games with 11 starts as a senior and earned honorable mention All-Pac 10 honors with 43 stops, two sacks six tackles for losses and a fumble recovery.
- In 12 games as a junior, had 15 tackles, a half sack and 2.5 tackles for losses.
- Was ineligible in 2001 and spent the year earning his degree at Butte Junior College.
- Spent two years at Butte and earned All-NorCal Conference honors in 2000.
- Began his career at Dixie College in St. George, Utah in 1999.

#### PERSONAL:

- Attended Tafuna High School in Pago Pago, American Samoa, a U.S. territory located in the South Pacific halfway between Hawaii and New Zealand.
- Born Saousoalii (SOW-so-lee) Poe Siavii, Jr.
- Has an associates degree in sociology.

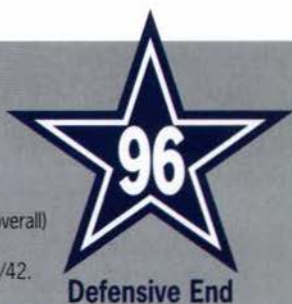
### SIAVII'S NFL TOTALS

Year Team	GP-GS	DEFENSE						INTERCEPTIONS				FUMBLES REC								
		ST	AT	TT	Sks-Yds	Tkl/Ls	QB Prs	PBU	FF	No	Yds	Avg	Lg	TD	No	Yds	Avg	Lg	TD	
2004 Kansas City	12-0	7	5	12	1.0(-9)	4(-)	3	0	0	0	0	0	0	0	0	0	0	0	0	0
2005 Kansas City	14-0	8	7	15	0.0(0)	0(0)	3	0	0	0	0	0	0	0	1	0	0.0	0	0	
2006					Out of Football															
2007					Out of Football															
<b>Totals</b>	<b>26-0</b>	<b>15</b>	<b>12</b>	<b>27</b>	<b>1.0(-9)</b>	<b>4(-)</b>	<b>6</b>	<b>0</b>	<b>0</b>	<b>0</b>	<b>0</b>	<b>0</b>	<b>0</b>	<b>0</b>	<b>1</b>	<b>0</b>	<b>0.0</b>	<b>0</b>	<b>0</b>	



# MARCUS SPEARS

6-4 • 315 • 3/8/83  
 Louisiana State • D-1b- for '05 (20th overall)  
 NFL: 4th Year • Cowboys: 4th Year  
 Games/Starts: 2007-16/16; Career-48/42.  
 Postseason: 2007-1/1; Career-2/2.



**PRO:** The Dallas Cowboys liked Marcus Spears's combination of size and speed coming out of college and took him in the first round (20th overall) of the 2005 NFL Draft. After recording 4.5 sacks in his first three seasons, he will be counted on to continue to be a disruptive force at the line of scrimmage for Dallas's defensive attack.

## TRANSACTION SUMMARY:

**4/23/05:** Drafted in the first round (20th overall) by Dallas.

### 2007:

- Started all 16 games for the second consecutive season and finished with 28 tackles, two sacks and five tackles for losses – good for second on the team.
- Posted a solid outing against St. Louis (9/30), finishing with two tackles, a pressure, a half sack and two tackles for losses.
- Logged a season-best four tackles against New England (10/14).
- Split a sack of Donovan McNabb with DeMarcus Ware on the first play from scrimmage against Philadelphia (11/4). Forced his first career fumble on the play that was recovered by Bradie James.
- Notched his 100th career tackle, finishing with three at the N.Y. Giants (11/11).
- At Washington (12/30), had three tackles, one tackle for a loss, a forced fumble and a sack.

### 2006:

- For the second consecutive year, injured his knee in training camp and missed part of the preseason but returned to play in three exhibition games.
- Started all 16 regular season games and finished with 48 tackles, including 31 solo tackles.
- Added one sack, three quarterback pressures, two tackles for a loss, and three pass deflections.
- In the season opener in Jacksonville (9/10), had two tackles, including one for a loss, as the Cowboys held the Jaguars to 2.4 yards-per-carry.
- Recorded his only sack of the season, taking down Mark Brunell in the first quarter in the Sunday night game against the Redskins (9/17).
- Led all defensive linemen with four tackles against Tennessee (10/1) in Titans quarterback Vince Young's first start.
- Helped limit the Panthers (10/29) to 204 total yards, including 76 rushing yards in a Sunday night road win.
- Helped limit previously undefeated Indianapolis (11/19) to a season-low 14 points, posting three tackles, including one for loss.
- Posted a season-high six tackles in a home loss to New Orleans (12/10) and four tackles in a win at Atlanta (12/16), where the Cowboys sacked Michael Vick four times.
- In his postseason debut, had one tackle and led the team with two quarterback pressures at Seattle (1/6/07).

### 2005:

- Suffered a right knee and ankle sprain while also straining his calf in a training camp practice to miss the first three preseason games.
- Began his rookie season as a reserve but became a starter in Week 7 and, by season's end, earned All-Rookie honors from *Pro Football Weekly* after tallying 35 tackles, (12th on the team, third among the team's linemen and rookies) and six quarterback pressures (fourth on the team).
- Also added 1.5 sacks and a pass defensed.
- Made his NFL debut at San Diego (9/11) in the defensive line rotation, but did not record a tackle.
- Split his first career sack with Greg Ellis and added his first career tackle against Washington (9/19).
- Led all defensive linemen with four tackles at San Francisco (9/25).
- Helped limit Philadelphia (10/9) to 129 yards, including 19 rushing yards, the fourth-lowest rushing total the team has ever allowed.
- Made his first NFL start at Seattle (10/23) and had three tackles and a batted pass, helping limit Shaun Alexander, the NFL's leading rusher in 2005, to 61 yards on 21 carries (2.9 yards-per-carry).
- Named the full-time starter the next week against Arizona (10/30) and led all linemen with four tackles while helping the Cardinals to 213 total yards, including 71 rushing yards.
- At Philadelphia (11/14), recorded a season-high seven tackles – good for first among linemen and second on the team).
- Recovered a Trent Green fumble at the Cowboys 15-yard line and ran 59 yards – longest ever by a Dallas rookie and the eighth-longest in team history – to the Chiefs 26-yard line to setup a Dallas touchdown, giving Dallas a 17-14 halftime lead against Kansas City (12/11).
- In the season finale against St. Louis (1/1/06), recorded two tackles and the first solo sack of his career.

### COLLEGE:

- Finished his career at LSU with 34.5 tackles for a loss and 19.0 sacks, the fifth-most in school history.
- Had a career year as a senior, earning first-team All-America honors from the Walter Camp Foundation and

American Football Coaches Association, second-team All-America honors from *Sports Illustrated*, first-team All-SEC honors and a semifinalist for the Bednarik Award and Lombardi Award.

- Tied his career-high in tackles (49) and set career highs in tackles for a loss (17) and sacks (nine – the fourth most in LSU history) and added 21 quarterback pressures on a defense that finished third in the country in total defense in 2004.
- Had 49 tackles, 23 quarterback pressures, 13 tackles for a loss, six sacks, and six passes defended to earn first-team All-SEC honors during LSU's national championship season in 2003.
- Returned an interception 20 yards for a touchdown to give the Tigers a 21-7 lead en route to a 21-14 win over Oklahoma in the Sugar Bowl to claim the national title.
- As a sophomore, transitioned into a full-time defensive player, totaling 46 tackles, 16 quarterback pressures, 3.5 tackles for a loss and three sacks.
- Played at tight end, fullback and defensive end as a freshman, recording two catches for 20 yards earning freshman All-SEC honors as a tight end. Had eight tackles, a sack and a tackle for a loss on defense.

**PERSONAL:**

- Marcus Raishon Spears was one of the mostly highly touted two-sport athletes in the country following his senior season at Southern University Lab High School in Baton Rouge, La.
- Rated the top tight end prospect in America and the third-best overall prospect after earning consensus All-America honors.
- Became the first Louisiana player since 1991 to be named first-team 1A all-state on offense and defense as a senior.
- Finished his senior season with 28 catches for 435 yards and three touchdowns and 245 rushing yards and six touchdowns. Also made 22 tackles for a loss, 11.5 sacks and four fumble recoveries.
- Was also one of the nation's top basketball prospects.
- At LSU, majored in communication studies and was actively involved in community service.
- His sister, Deidre, was a three-year letterman on the basketball team at LSU and was a starter in two of those years.
- Has one daughter – Macaria Reagan (2/23/07).
- 2005 Dallas Cowboys Rookie Club.
- 2006-2008 Co-Chair of Taste of the NFL: The Ultimate Dallas Cowboys Tailgate Party for the North Texas Food Bank.
- 2008 Dallas Cowboys Draft Day/Fan Appreciation Party.
- 2007 Keynote Speaker at the U.S. Army All-American Bowl Kick Off Luncheon in San Antonio, Texas.
- Annual team Holiday Hospital Visits.
- Salvation Army Angel Tree Christmas Program.
- Happy Hill Farm Kickoff Luncheon and Cookbook.



**MISSION:** To serve underprivileged youth in Baton Rouge, Louisiana and Dallas, Texas, communities.

[www.marcusspears96.com](http://www.marcusspears96.com)

**SPEARS' COWBOYS TOTALS**

Year Team	GP-GS	DEFENSE						INTERCEPTIONS				FUMBLES REC							
		ST	AT	TT	Sks-Yds	Tkl/Ls	QB Prs	PBU	FF	No	Yds	Avg	Lg	TD	No	Yds	Avg	Lg	TD
2005 Dallas	16-10	27	8	35	1.5(-12)	0(0)	6	1	0	0	0	0.0	0	0	1	59	59.0	59	0
2006 Dallas	16-16	31	17	48	1.0(-8)	2(-6)	3	3	0	0	0	0.0	0	0	0	0	0.0	0	0
2007 Dallas	16-16	19	9	28	2.0(-9)	6(-7)	2	2	3	0	0	0.0	0	0	0	0	0.0	0	0
<b>Totals</b>	<b>48-42</b>	<b>77</b>	<b>34</b>	<b>111</b>	<b>4.5(-29)</b>	<b>8(-13)</b>	<b>11</b>	<b>6</b>	<b>3</b>	<b>0</b>	<b>0</b>	<b>0.0</b>	<b>0</b>	<b>0</b>	<b>1</b>	<b>59</b>	<b>59.0</b>	<b>59</b>	<b>0</b>
<b>Playoffs</b>																			
2006 Dallas	1-1	0	1	1	0.0(0)	0(0)	2	0	0	0	0	0.0	0	0	0	0	0.0	0	0
2007 Dallas	1-1	0	2	2	0.0(0)	0(0)	0	0	0	0	0	0.0	0	0	0	0	0.0	0	0
<b>Totals</b>	<b>2-2</b>	<b>0</b>	<b>3</b>	<b>3</b>	<b>0.0(0)</b>	<b>0(0)</b>	<b>2</b>	<b>0</b>	<b>0</b>	<b>0</b>	<b>0</b>	<b>0.0</b>	<b>0</b>	<b>0</b>	<b>0</b>	<b>0</b>	<b>0.0</b>	<b>0</b>	<b>0</b>

**SINGLE-GAME BESTS**

Tackles – 7 @ Philadelphia, 11/14/05

SPEARS'S GAME-BY-GAME  
DEFENSE

2005 (Dallas)						
Game	ST	AT	TT	Sks-Yds	Tkl/Ls	QB Prs PBU
W-@ SD 9/11						
L-Was 9/19	1	0	1	0.5(-6)		
W-@ SF 9/25	4	0	4			
L-@ Oak 10/2					2	
W-Phi 10/9					1	
W-NYG 10/16						
L-@ Sea 10/23	1	1	3			1
W-Ari 10/30	4	0	4		1	
W-@ Phi 11/14	6	1	7		1	
W-Det 11/20	0	1	1			
L-Den 11/24	1	1	2			
L-@ NYG 12/4	2	1	3		1	
W-KC 12/11	3	1	4			
L-@ Was 12/18	2	1	3			
W-@ Car 12/24	1	0	1			
L-SIL 1/1/06	2	0	2	1.0(-6)		
<b>Totals</b>	<b>27</b>	<b>8</b>	<b>35</b>	<b>1.5(-12)</b>	<b>6</b>	<b>1</b>

2006 (Dallas)						
Game	ST	AT	TT	Sks-Yds	Tkl/Ls	QB Prs PBU
L-@ Jac 9/10	2	0	2		1(-4)	
W-Was 9/17	1	1	2	1.0(-8)		1
W-@ Ten 10/1	2	2	4		1	
L-@ Phi 10/8	2	0	2		1	1
W-Hou 10/15	2	1	3			
L-NYG 10/23	2	1	3			
W-@ Car 10/29	2	0	2		1	
L-@ Was 11/5	3	2	5		1	
W-@ Ari 11/12	3	1	4			
W-Ind 11/19	2	1	3		1(-2)	
W-TB 11/23	1	2	3			1

2006 (Dallas) cont.						
Game	ST	AT	TT	Sks-Yds	Tkl/Ls	QB Prs PBU
W-@ NYG 12/3	2	0	2			
L-NO 12/10	2	4	6			
W-@ Atl 12/16	3	1	4			
L-Phi 12/25	2	1	3			
L-Det 12/31						
<b>Totals</b>	<b>31</b>	<b>17</b>	<b>48</b>	<b>1.0(-8)</b>	<b>2(-6)</b>	<b>3 3</b>

2007 (Dallas)						
Game	ST	AT	TT	Sks-Yds	Tkl/Ls	QB Prs PBU
W-NYG 9/9	1	0	1			
W-@ Mia 9/16	2	0	2			
W-@ Chi 9/23	1	2	3			
W-SIL 9/30	0	2	2	0.5(-1)	2(-2)	1
W-@ Buf 10/8	1	0	1		1(-1)	
L-NE 10/14	3	1	4			
W-Min 10/21	0	1	1			
W-@ Phi 11/4				0.5(-1)		
W-@ NYG 11/11	3	0	3			
W-Was 11/18						1(-1)
W-NYJ 11/22	1	1	2			
W-GB 11/29	1	1	2			1
W-@ Det 12/9	1	1	2			
L-Phi 12/16						1(-2)
W-@ Car 12/22	2	0	2			1 1
L-@ Was 12/30	3	0	3	1.0(-7)	1(-1)	
<b>Totals</b>	<b>19</b>	<b>9</b>	<b>28</b>	<b>2.0(-9)</b>	<b>6(-7)</b>	<b>2 2</b>

2007 (Dallas)						
Game	ST	AT	TT	Sks-Yds	Tkl/Ls	QB Prs PBU
L-Sea 1/6/07	0	1	1			2
<b>Playoffs</b>						
L-Sea 1/6/07	0	1	1			2

ANTHONY  
SPENCER

6-3 • 255 • 1/23/84  
 Purdue • D1 for '07 (26th overall)  
 NFL: 2nd Year • Cowboys: 2nd Year  
 Games/Starts: 2007-16/6; Career-16/6;  
 Postseason: 2007-1/0; Career-1/0.



Linebacker

**PRO:** With Cowboys head coach Wade Phillips's emphasis on athletic pass rushers, Anthony Spencer was a solid choice as the 26th pick in the first round of the 2007 NFL Draft. He is strong enough to bull rush opposing linemen, fast enough to offer a change of pace and provides the Cowboys with another pass rushing option behind Pro Bowlers DeMarcus Ware and Greg Ellis.

## TRANSACTION SUMMARY:

**4/28/07:** Drafted in the first-round (26th overall) by Dallas.

## 2007:

- Started the first six games – to become the fourth rookie linebacker to start a season-opener (Lee Roy Jordan-1963, Robert Jones-1992, Ware-2005) – and played in all 16 games at linebacker.
- Finished with 27 tackles, three sacks (tied for fourth on the team), three tackles for loss and 11 special teams tackles.
- Made his NFL debut as the starter at outside linebacker in place of Ellis against the N.Y. Giants (9/9) and tied for the team lead in quarterback pressures with two and added four tackles.
- Recorded the first sack of his career along with two tackles, one tackle for a loss and one special teams stop at Chicago (9/23).
- Posted a career-high eight tackles and one tackle for a loss at Buffalo (10/8).
- Had his second sack of the year along with one tackle, one pass breakup and two stops on special teams at the N.Y. Giants (11/11).
- Against Philadelphia (12/16), recorded two tackles a sack, one pressure, forced one fumble and two special teams tackles.



- In his postseason debut against the N.Y. Giants (1/13/08) posted one tackle and a stop on special teams.

**COLLEGE:**

- Started 36-of-47 games at Purdue, recording 155 tackles (106 solos), two fumble recoveries, 13 pass deflections and a blocked kick.
- Ranked fifth in school history with 21 sacks and ranked seventh with 44 tackles for a loss. His 11 forced fumbles ranked second in school history.
- Earned first-team All-American honors from *The NFL Draft Report*, second-team honors from Rivals.com and the Walter Camp Football Foundation, third-team honors from The Associated Press and honorable mention from *Pro Football Weekly*.
- Was a finalist for the Ted Hendricks Award, given to the top defensive end in the nation, and a quarterfinalist for the Lott Trophy, given to the defensive impact player of the year.
- Earned first-team All-Big Ten Conference honors from the league's coaches and media and was named Big Ten Player of the Week in back-to-back games, against Notre Dame and Minnesota.
- Defensive co-captain as a senior at strongside defensive end, ranking second on the team with a career-high 93 tackles (69 solos) and led the team with 10.5 sacks, which ranked seventh in school history.
- Also added 26.5 tackles for a loss, which ranked first in the Big Ten – second in the nation, second in school history and fifth in Big Ten history. Also had five quarterback pressures, one blocked kick, six pass deflections, five forced fumbles, and one fumble recovery.
- Started all 11 games at strongside defensive end as a junior and posted 23 tackles (16 solos), three sacks, 7.5 tackles for a loss, three forced fumbles, one fumble recovery and one pass deflection.
- As a sophomore, was named to Ted Hendricks Award watch list and went on to earn All-Big Ten Conference honorable mention from the league's coaches and media and started every game at strongside defensive end and tied for the conference lead with three forced fumbles along with 33 tackles (18 solos), 7.5 sacks, 9.5 tackles for a loss and deflected six passes.
- Appeared in 10 games as a reserve defensive end but mostly played on special teams as a redshirt freshman and finished with six tackles. Played in just one of the first four games because of a foot injury he suffered in spring camp. Was redshirted as a true freshman.

**PERSONAL:**

- Anthony E. Spencer, II, was a three-year starter at nose guard and fullback at Bishop Luers High School in Fort Wayne, Ind.
- Was a two-time all-state selection and three-time all-area and all-conference selection. Named the *Indianapolis Star's* Defensive Lineman of the Year as a senior, when his team won the Class 2A state championship.
- Posted 65 tackles, 24 tackles for a loss, seven sacks, seven fumble recoveries and one interception. As a fullback, rushed for more than 600 yards and 13 touchdowns, averaging 9.1 yards-per-carry. Closed his career as the school's recordholder with 73 tackles for a loss and 27 sacks.
- Also lettered twice in basketball.
- Majored in African-American studies at Purdue and minored in law society.
- 2007 Dallas Cowboys Rookie Club.
- Annual team Holiday Hospital Visits.
- Salvation Army Angel Tree Christmas Program.
- Happy Hill Farm Kickoff Luncheon and Cookbook.

**SPENCER'S COWBOYS TOTALS**

Year Team	GP-GS	DEFENSE							
		ST	AT	TT	Sks-Yds	Tkl/Ls	QB Prs	PBU	FF
2007 Dallas	16-6	14	14	28	3.0(-24)	3(-10)	7	0	1
<b>Playoffs</b>									
2007 Dallas	1-0	1	0	1	0.0(0)	0(0)	1	0	0

**ADDITIONAL STATISTICS**

Special Teams Tackles – 2007 (11).

**SPENCER'S GAME-BY-GAME**

**DEFENSE**

2007 (Dallas)								2007 (Dallas) cont.							
Game	ST	AT	TT	Sks-Yds	Tkl/Ls	QB Prs	PBU	Game	ST	AT	TT	Sks-Yds	Tkl/Ls	QB Prs	PBU
W- NYG 9/9	1	3	4				2	W- NYJ 11/22							
W- @ Mia 9/16	2	2	4		1(-5)			W- GB 11/29						2	
W- @ Chi 9/23	0	2	2	1.0(-10)	1(-4)			W- @ Det 12/9							1
W- SIL 9/30	1	0	1					L- Phi 12/16	2	0	2	1.0(-2)			
W- @ Buf 10/8	6	2	8		1(-1)	1		W- @ Car 12/22							
L- NE 10/14	1	0	1					L- @ Was 12/30	0	1	1				
W- Min 10/21								<b>Totals</b>	<b>14</b>	<b>14</b>	<b>28</b>	<b>3.0(-24)</b>	<b>3(-10)</b>	<b>7</b>	
W- @ Phi 11/4	0	3	3					<b>Playoffs</b>							
W- @ NYG 11/11	1	0	1	1.0(-12)		1		L- NYG 1/13/08	1	0	1				1
W- Was 11/18	0	1	1												



# ISAIAH STANBACK

6-2 • 208 • 8/16/84  
 Washington • D-4a for '07 (103rd overall)  
 NFL: 2nd Year • Cowboys: 2nd Year  
 Games/Starts: 2007-2/0; Career-2/0;  
 Postseason-0/0.



**PRO:** A versatile athlete, Isaiah Stanback played quarterback in college but moved to wide receiver in the NFL. The Cowboys drafted him in the fourth round of the 2007 NFL Draft with the hope that he will become the next Hines Ward or Antwaan Randle El. His rookie season served as a "redshirt" year for Stanback as he adjusted to the everyday role as a wide receiver. He is expected to make a bigger contribution to the offense in 2008 with a year under his belt at the position.

## TRANSACTION SUMMARY:

**4/29/07:** Drafted in the fourth round (103rd overall) by Dallas.

## 2007:

- Appeared in two games on special teams and at receiver, totaling three kickoff returns for 78 yards (26.0 avg.).
- Played in three preseason games to record three receptions for 39 yards.
- Made his NFL debut at Philadelphia (11/4) as a kick returner and returned three kickoffs for 78 yards with a long return of 35 yards.
- Saw his first action at wide receiver late in the game against the N.Y. Jets (11/22) while also playing special teams.
- Was inactive for the rest of the season including the team's Divisional Playoff Game against the N.Y. Giants (1/13/08).

## COLLEGE:

- Began his collegiate career at Washington as a receiver in his freshman season but went on to become one of the most prolific quarterbacks in school history.
- Ranked 11th in school history with 3,868 career yards, second with 14.38 career yards-per-completion, third among quarterbacks with 794 career rushing yards and fourth with 126.0 total offensive yards-per-game.
- Finished sixth with 7.4 career yards-per-pass attempt, sixth among quarterbacks with 234 career rushing attempts and 10th with 4,662 career offensive yards.
- In the spring of his junior year, competed in track and placed fifth in the 100 meters at the Pac-10 Finals.
- Also finished sixth in the West Regional Meet at BYU, missing an NCAA Championship berth by .02 seconds.
- Three of his times rank in the school's all-time top 10: 10.48 in the 100 meters (ranks eighth), 40.07 in the 4x100 (seventh), and 6.80 in the indoor 60 meters (eighth).
- Senior season ended after seven games when he had surgery on his sprained right foot on Oct. 17. Before the injury, was 101-of-189 passing for 1,325 yards with 10 touchdowns and three interceptions.
- Also rushed for 350 yards (4.1 yards-per-carry) and ranked second in the Pac-10 and 22nd in the nation with 239.3 total yards-per-game.
- Started all 11 games at quarterback and was named the team's Most Outstanding Player after completing 143-of-264 passes (54.2 percent) for 2,136 yards and nine touchdowns as a junior.
- His 2,136 passing yards ranked 15th in school history, and his 194.2 passing yards-per-game ranked 11th.
- Also rushed for 353 yards and five touchdowns on 100 carries.
- Finished his junior season 10th in school history with 2,489 total yards in his career and eighth in school history with 226.3 total yards-per-game.
- As a sophomore, played in five games at quarterback and finished the year second on the team with 389 passing yards and three passing touchdowns.
- Rushed for 66 yards and two touchdowns.
- Played in all 11 games as a redshirt freshman, mostly as a wide receiver and kick returner and caught 10 passes for 143 yards, leading the team with 14.3 yards-per-catch.
- Also averaged 16.6 yards on eight kickoff returns and saw late action at quarterback in two games.
- Although he didn't play baseball in college, was selected by the Baltimore Orioles in the 2006 Amateur Draft.

## PERSONAL:

- Isaiah Stanback, a native of Seattle, attended Garfield High School, where he passed for 1,628 yards and 12 touchdowns and rushed for 700 yards and nine touchdowns as a senior.
- His 1,628 passing yards ranked second among Washington state Class 4A quarterbacks.
- Was a member of the *Tacoma News-Tribune's* "Western 100" and was also an all-KingCo Conference pick in 2000 and 2001.
- Following his high school career, earned *PrepStar* and *SuperPrep* All-America honors. *SuperPrep* rated him fifth in the nation among quarterbacks and *Tom Lemming's Prep Football Report* rated him 23rd.
- Also played baseball for Garfield.
- Majored in marketing and American ethnic studies at Washington.
- 2007 Dallas Cowboys Rookie Club.
- 2008 Dallas Cowboys Draft Day/Fan Appreciation Party.
- Annual team Holiday Hospital Visits.
- Salvation Army Angel Tree Christmas Program.
- Happy Hill Farm Kickoff Luncheon and Cookbook.

## STANBACK'S COWBOYS TOTALS

Year Team	GP-GS	KICKOFF RETURNS				
		No	Yds	Avg	Long	TD
2007 Dallas	2-0	3	78	26.0	35	0



# ZACH THOMAS

5-11 • 242 • 9/1/73  
 Texas Tech • FA for '08  
 NFL: 13th Year • Cowboys: 1st Year  
 Games/Starts: 2007-5/5; Career-168/168;  
 Postseason: 2007-0/0; Career-8/8.



**Linebacker**

**PRO:** A seven-time Pro Bowl selection with the Miami Dolphins, Zach Thomas returns to his home state of Texas as one of the most productive and accomplished NFL linebackers of his era. Thomas brings unquestionable work ethic, intelligence and leadership to the Dallas locker room.

Signed as a free agent by Dallas on February 28, 2008, the former Texas Tech All-American will assume a familiar role as a starting middle linebacker in Dallas after starting 168 games in 12 seasons with Miami. His 168 career starts are the most ever by a Dolphins defensive player and the fourth-most by any player in Miami club history. Thomas has recorded a staggering total of 1,866 career tackles, including 1,244 solo stops. He reached the 100-tackle plateau in each his first 11 NFL seasons and led the Dolphins in tackles in 10 of his 12 seasons. His tackle totals from seven of his 12 NFL seasons (1996, 1998, 2001-05) all rank among the top-10 figures in Dolphins history. Although he missed 11 games in 2007, Thomas has been remarkably durable throughout his career, having missed a total of just 24 games due to injury. He has recorded double-figure tackles 39 times in his last 52 regular season games. An extremely versatile and instinctive player, Thomas is the Dolphins career leader in interceptions among linebackers with 17 – fifth-most by active NFL linebackers – and he has returned a Dolphins club record four of those thefts for touchdowns. His four interception returns for touchdowns are tied with many others for fourth place all-time in NFL history among linebackers. Ranking ahead of him in third place is Jack Pardee with five interception returns for touchdowns, and tied for first place are Bobby Bell and Derrick Brooks with six touchdown returns each. Among active NFL linebackers, Thomas's four interception returns for touchdowns are tied for second along with Teddy Bruschi and behind Brooks. Thomas was originally a fifth round draft choice (154th overall) by then Miami head coach Jimmy Johnson.

### PRO BOWLS



### TRANSACTION SUMMARY:

- 2/28/08:** Signed as a free agent with the Dallas Cowboys.
- 12/4/07:** Place on Reserve/Injured with a head injury.
- 3/28/03:** Signed a five-year contract extension with Miami through 2008.
- 2/12/99:** Signed a five-year contract through the 2003 season with Miami.
- 4/21/96:** Fifth-round draft choice (154th overall) by the Miami Dolphins.

### 2007 (Miami):

- Had his season cut short due to migraines and was placed on Injured Reserve on December 4.
- At the time he went on IR, had played in five of the team's 12 games and was ranked third on the Dolphins in tackles with 52 stops.
- Led the team in tackles four times and finished second once.
- Opened the season at Washington (9/9) with a team leading 13 stops while also adding a sack.
- The Washington game was the 164th regular season game of his career and moved him past Don Strock tying with Jim Jensen and Richmond Webb for sixth on the Dolphins all-time games played list.
- Against Dallas (9/16), again led the team with 10 tackles. It was the 165th game of his career, moving him into sole possession of fifth place among the club's all-time games played leaders. Suffered a concussion early in that contest.
- The concussion suffered in the Dallas game forced him to miss the next two weeks at the N.Y. Jets (9/23) and against Oakland (9/30).
- Returned to the lineup at Houston (10/7) and was second on the club in tackles with nine stops.
- Led the Dolphins in tackles the following two weeks in losses at Cleveland (12 stops on 10/14) and against New England (eight tackles on 10/21).
- Against New England (10/21), played in his 168th career regular season game, moving him past Ed Newman into sole possession of fourth place among the club's all-time games played leaders.
- A car accident following the Patriots game on 10/21 caused migraines that placed Thomas on the inactive list for the next five games.
- Was placed on Reserve/Injured (12/4) and missed the final four games of the year.

### 2006 (Miami):

- Was selected to the seventh Pro Bowl of his career, and started the game, replacing an injured Al Wilson.

STAFF  
ISAIAH STANBACK  
2007 SEASON  
RECORDS  
PLAYOFF RECORDS  
HISTORY  
SIDELINES

- The seven Pro Bowl selections tied for the second-most in Dolphins history and represents the most of any defensive player in Dolphins history.
- A first-team All-Pro choice by the Associated Press for the fifth time in his career.
- Was selected as the Linebacker of the Year by the NFL Alumni Association.
- Was also named an All-AFC selection by the Pro Football Writers and *Pro Football Weekly*.
- Started all 16 games and led the team in tackles for the 10th time in his 11 NFL seasons to date by posting 165 stops. Topped the team's tackle chart in 10-of-16 games.
- Also added a career-high three sacks, an interception, eight passes defended and a forced fumble.
- Lone interception of the year occurred in the 13-10 victory over Tennessee (9/24) when he snared a Kerry Collins pass (17th of his career).
- Recorded 17 tackles in a 24-20 win over Minnesota (11/19).
- In a 27-10 Thanksgiving Day win at Detroit (11/23), accounted for two of the Dolphins eight sacks on the afternoon, the first two-sack day of his career.
- Posted a season-high 21 tackles, in addition to a forced fumble, at Buffalo (12/17). That figure tied for the second-highest tackle total of his career in the regular season and tied for third overall, including playoffs.

#### 2005 (Miami):

- Selected to the sixth Pro Bowl of his career and was a second-team All-Pro pick by the Associated Press.
- Started all 14 games in which he played and led the team in tackles for the ninth time in his 10 NFL seasons (166 stops).
- Added two sacks, an interception, four forced fumbles and a fumble recovery.
- Registered double-digit tackle totals in 12 of his 14 games and led the team in tackles on 11 occasions.
- Had 16 tackles in the opener against Denver (9/11) when he was a key part of a pair of goal line stands which stopped the Broncos on five plays, three of which were from the one-yard line.
- Turned in a season-high 17 tackles while adding his first sack of the season in the win against Carolina (9/25).
- Accounted for his second sack of the season at Tampa Bay (10/16) also posting 14 stops and a forced fumble.
- Sustained a shoulder injury in the first quarter at Cleveland (11/20) that forced him to miss the rest of the game.
- Was inactive for the next two weeks with shoulder/ankle injuries.
- Returned to action at San Diego (12/11) and collected 11 tackles and an interception off a Drew Brees pass intended for Antonio Gates. Earned AFC Defensive Player of the Week honors for the third time in his career.
- In a vote of his teammates, was chosen as the recipient of the team's Leadership Award, becoming the Dolphins first three-time winner.

#### 2004 (Miami):

- Started all 13 games in which he played and led the team in tackles with 168, marking the eighth time in his nine NFL seasons that he topped the team's tackle chart.
- Reached the 100-tackle plateau for the ninth consecutive season and turned in double-digit tackle performances on 12 occasions.
- Recorded 19 tackles in the season-opener against Tennessee (9/11).
- Tallied 13 tackles, including his first sack of the season, the following week at Cincinnati (9/19).
- Was inactive for games against Buffalo (12/5), at Denver (12/12) and against New England (12/20) with a hamstring injury.
- Returned to action for the Sunday night game against Cleveland (12/26), and posted a season-high 20 tackles in a 10-7 win as the Dolphins held the Browns to 285 yards of total offense.

#### 2003 (Miami):

- Was chosen to the fifth Pro Bowl of his career, becoming the first Dolphin selected to five-or-more straight Pro Bowl squads since Richmond Webb earned the honor seven times in a row, from 1990-96.
- Was a first-team All-Pro selection by the Associated Press and *Sports Illustrated* and a second-team pick by *Football Digest*.
- Started all 15 games in which he played at middle linebacker and led the team with 184 tackles (113 solo), marking the eighth straight year that he reached the 100-tackle plateau and the seventh time that he topped the team's tackle chart.
- Also came up with one sack, three interceptions, two fumble recoveries, a forced fumble and 10 passes defended, which ranked third on the club.
- Along with linebacker Junior Seau, served as a co-captain on defense.
- Recorded double-digit tackle totals on 12 occasions, and either led or shared the team lead in tackles 12 times.
- In a Monday night game against San Diego (10/27) in Tempe, Ariz., tallied nine tackles while also picking off a Brees pass as the Dolphins held the Chargers to 250 yards of total offense in a 26-10 win.
- Registered a regular season career-high 22 tackles the following week against Indianapolis (11/2), but sustained a groin injury in the game and was inactive the next week at Tennessee (11/9).
- In his first game back following the injury against Baltimore (11/16), posted 10 tackles while also recovering a Jamal Lewis fumble at the Ravens 33-yard line in overtime, leading to Olindo Mare's game-winning field goal four plays later as the Dolphins came away with a 9-6 victory.
- On Thanksgiving Day at Dallas (11/27), recorded eight tackles, a sack and an interception of a Quincy Carter pass (the 14th of his career).
- Against Philadelphia (12/15), had 12 tackles and picked up the 15th interception of his career (Donovan McNabb), as he became the Dolphins all-time leader among linebackers for interceptions.

#### 2002 (Miami):

- Was selected as a starter for the AFC Pro Bowl squad, the fourth straight time that he was chosen to the Pro Bowl and his second time as a starter.
- Was a first-team All-Pro selection by the Associated Press and a first-team All-AFC choice by *Pro Football Weekly*.
- Started all 16 games at middle linebacker and served as a captain with cornerback Sam Madison and defensive end Jason Taylor.

- Led the team in tackles for the sixth time in his seven seasons and set a career-high for tackles as he posted 195 total stops (124 solo), surpassing his previous best of 180, achieved in both 1996 and 2001.
- His tackle total also marked the second-highest single-season total in franchise history, trailing only the 217 tackles that Steve Towle accumulated in 1976.
- Recorded double-digit tackle figures in 13 games, including a string of 11 in a row from Weeks 4 through 14. Led the team in tackles on 13 occasions as well.
- Talled a team-high 10 tackles at Kansas City (9/29), marking the first of a stretch of 11 straight games in which he accounted for double-digit tackle totals.
- Recorded 17 tackles in the Sunday night contest at the N.Y. Jets (11/10) as the Dolphins held New York to just 97 rushing yards and a 3.0-yard average.
- Played in the 100th regular season game of his NFL career in the 30-3 victory over San Diego (11/24) and collected 11 tackles in that game as the Dolphins held the Chargers to just 144 yards of total offense, the lowest output by a Dolphins opponent in 2002.
- Had his only interception of the year as he picked off a Brees pass in that Chargers game.
- Posted a season-high 21 tackles in the season-finale at New England (12/29) while also coming up with a pass defended and his only fumble recovery of the year.
- His tackle total in that game marked a career-best to that point and surpassed his previous single-game regular season best of 19 tackles, which he attained at Buffalo (11/1/98).

**2001 (Miami):**

- Was selected as a reserve for the AFC Pro Bowl squad – although he was not able to play. It marked his third consecutive selection.
- Was named a second-team All-Pro by the Associated Press and was named the team's MVP in a vote of South Florida media and fans.
- Named as the captain of the "All-Iron Team" as selected by CBS analyst Phil Simms.
- Along with cornerback Madison, was chosen as a co-captain on defense in a vote of his teammates.
- Started all 15 games in which he played at middle linebacker and tied a then career-high tackle total with 180 stops. Also added three sacks, two interceptions for 51 yards and a touchdown, two forced fumbles and six passes defended.
- Topped the team's tackle chart on 12 occasions.
- In the opener at Tennessee (9/9), led team with 12 tackles while also picking off a Neil O'Donnell pass and returning it 34 yards for a touchdown, the 10th interception of his career and his fourth for a touchdown, breaking the club's career mark which he had shared with Dick Anderson.
- For his performance against the Titans, was named AFC Defensive Player of the Week.
- Recorded nine tackles, 1.5 sacks and a forced fumble at the N.Y. Jets (10/14), marking the first time in his career he had tallied more than one sack in a game.
- Recorded a team-high 12 tackles at Indianapolis (11/11) and picked off a Peyton Manning pass that he returned 17 yards. The interception occurred in the third quarter and led to a field goal that closed the Miami deficit to 24-20 in a game they went on to win 27-24.
- Posted a total of 55 tackles over his final three games of the year which included 18 tackles at San Francisco (12/16), a season-high 19 stops at New England (12/22) and 18 tackles against Atlanta (12/30) in which the Dolphins limited the Falcons to 226 yards of total offense and clinched a playoff berth.
- Was the AFC Defensive player of the Week for his performance against the Falcons.
- Was inactive for the season finale against Buffalo (1/6/02) with a cervical and right shoulder strain.
- Started the playoff game against Baltimore (1/13/02) at middle linebacker and led the team with a career-high 22 total tackles (14 solo).

**2000 (Miami):**

- Was selected by Raiders Coach Jon Gruden as the "need" player for the AFC Pro Bowl squad, marking Thomas' second straight Pro Bowl selection, becoming the first Dolphins linebacker selected to play in the Pro Bowl in consecutive seasons since Bryan Cox from 1994-95.
- Started all 11 games in which he played at middle linebacker and was inactive for five contests with a sprained right ankle.
- Finished second on the team with 100 total tackles (64 solo) and led the team in tackles on six occasions, reaching double-digit tackle totals four times.
- Recorded a game-high 11 tackles, including a half-sack, in the season-opening shutout win over Seattle (9/3).
- Notched nine tackles and a fumble recovery in a 10-3 victory over New England (9/24) before leaving the game early with a sprained right ankle.
- Was inactive the following week at Cincinnati (10/1), marking just the second game in his career he had missed at that point.
- By sitting out against the Bengals, it snapped a string of 51 consecutive contests in which he had played and started.
- Re-aggravated his right ankle at the N.Y. Jets (10/23) and was inactive for each of the next four games: against Green Bay (10/29), at Detroit (11/5), at San Diego (11/12) and against the N.Y. Jets (11/19).
- Returned to the field for a 17-14 win at Indianapolis (11/26) and led the team with 10 stops.
- The season-ending win at New England (12/24), which clinched the AFC East title for the Dolphins, turned in a nine-tackle performance that included his only interception of the year.
- Started both playoff games following the season at middle linebacker and led the team in the postseason with 19 total tackles (14 solo), including 12 in the Divisional contest at Oakland (1/6/01).

**1999 (Miami):**

- Was voted to the first Pro Bowl of his career, and started in the game.
- Was also a first-team All-Pro selection by the Associated Press.
- In a vote of his teammates, was the winner of the Dolphins Leadership Award for 1999, the first player in team history to win the award more than once.

- Started all 16 regular season games at middle linebacker for the second straight year and third time in his four NFL seasons.
- Led the team in tackles for the fourth consecutive campaign, as he tallied 167 total stops (117 solo), a figure which was the second-most of his NFL career to that point.
- Became the third Dolphin in team history to lead the club in tackles four-or-more straight seasons, joining Nick Buoniconti (1969-73) and Cox (1992-95).
- In a vote of his teammates, was selected as a co-captain on defense along with cornerback Madison.
- Also had a career-high 12 pass breakups and led the team in tackles 13 times.
- Tallied 12 stops against Arizona (9/19) when he also intercepted a Jake Plummer pass and knocked down three passes.
- Notched a season-high 16 stops on Thanksgiving Day at Dallas (11/25).
- Started both playoff games and led the team in the postseason with 19 total tackles (16 solo), including a sack and two passes defended.
- Had nine tackles and the first sack of his postseason career in a first round victory at Seattle (1/9/00).

#### 1998 (Miami):

- Was named the NFL Alumni Association's Linebacker of the Year and was a first-team All-Pro selection by the Associated Press, *USA Today*, *College & Pro Football Newsweekly* and *Football Digest*.
- Was chosen to the 1998 All-Madden Team and was selected the winner of the team's Leadership Award in a vote of his teammates.
- Started all 16 regular season games at middle linebacker and finished the year with 160 total tackles (124 solo), two sacks for 16 yards lost, three interceptions for 21 yards in returns, including two for touchdowns, two forced fumbles and 10 passes defended.
- Registered the third straight year in which he led the team in tackles, just the fourth Dolphin to achieve that feat and the first since Cox (1992-95).
- Led the Dolphins tackle chart on 10 occasions, including nine games with double-digit tackle marks.
- Named the AFC Defensive Player of the Month for September totaling 37 tackles, a sack, an interception return for a touchdown and two passes defended in helping Miami to a 3-0 record during the month.
- Led the club with 11 tackles in 21-0 victory against Pittsburgh (9/20). Also picked off a Stewart pass and ran it back 17 yards for the second touchdown of his career.
- Notched a team and season-high 19 stops at Buffalo (11/1).
- Led the team with nine tackles at Oakland (12/6) and intercepted two passes, one of which he returned for a one-yard touchdown. His two interceptions were among six on the day for the Dolphins, tying the best total in team history.
- The touchdown was the second time in 1998 and the third time in his career that he returned an interception for a touchdown, tying Anderson's all-time Dolphins record.
- Started both playoff games and led the team in the postseason with 20 total tackles (16 solo), a fumble recovery and a pass defended.
- Had a team-best eight tackles, in addition to a fumble recovery, in the first round victory over Buffalo (1/2/99).
- Also led the team with 12 stops in the Divisional loss at Denver (1/9/99).

#### 1997 (Miami):

- Started all 15 games in which he played at middle linebacker.
- Was inactive for the season-opener against Indianapolis (8/31) while still recovering from a fractured left fibula sustained in a preseason game against Denver in Mexico City (8/4).
- Led the team in tackles for the second straight year with 149 total stops (107 solo), marking the second consecutive season in which he topped the 100-tackle plateau.
- Also came up with a half-sack, an interception and 10 passes defended, which were second-most on the squad and first among linebackers.
- Led the team in tackles on eight occasions and finished with double-digit tackle totals nine times.
- Topped the team with 12 tackles at Tampa Bay (9/21), and picked off a Trent Dilfer pass for his only interception of the year.
- Recorded a team and season-high 16 tackles and two pass breakups against Chicago (10/27).
- Led the Dolphins with 14 tackles, including a half sack, at Oakland (11/30). His partial sack was shared with Tim Bowens and resulted in a Dolphins touchdown as Bowens stripped the ball from Jeff George in the end zone following a 10-yard loss, and Bowens recovered for the score.
- Started the first-round playoff game at New England (12/28) and amassed a team-high 12 total tackles.

#### 1996 (Miami):

- Recognized as the team's MVP and Newcomer of the Year by South Florida media. Became the first rookie to earn the team MVP award since quarterback Dan Marino in 1983. Was the first defensive player to capture the honor since linebacker Towle in 1976.
- Voted as an alternate to the AFC-NFC Pro Bowl.
- Earned the Mackey Award, which goes to the AFC Defensive Rookie of the Year and garnered the same recognition by *Football Digest*.
- Voted as Dolphins recipient of 1996 Unsung Hero Award as selected by National Football League Players Association and Players Inc.
- Selected as an All-Rookie honoree by *College and Pro Football Newsweekly*, *The Football News*, *Pro Football Weekly/Pro Football Writers of America*.
- Named NFL Defensive Rookie of the Month for October, becoming the first Dolphins rookie in club history to receive that monthly honor.
- Started all 16 games at middle linebacker and finished the year as the team's leading tackler with 180 stops (131 solo) while adding two sacks, three interceptions, two fumble recoveries, two forced fumbles and five passes defended.
- Also recorded two special teams tackles and had one kickoff return for 17 yards.
- His three interceptions tied with eight others for the second-most by a Dolphins linebacker in club history.

It also marked the most interceptions by a Dolphins linebacker since Earnie Rhone had three in 1981, and was the most ever by a Dolphins rookie linebacker.

- Became only the third Dolphins rookie in club history to record 100-or-more tackles (linebacker Towle had 164 tackles in 1975 and linebacker John Offerdahl had 135 tackles in 1986).
- Also became only the third rookie in franchise history to lead the team in tackles, joining Towle (1975) and Offerdahl (1986).
- His 180 tackles were the most ever by a Dolphins rookie – led all league rookies and was sixth overall in the league on the season.
- Made his NFL debut in a start at middle linebacker against New England (9/1) and led the team with 13 tackles, including one sack. Along with Karim Abdul-Jabbar, Daryl Gardener and Stanley Pritchett, it was only the third time in club history – first time since 1970 – that the Dolphins started four rookies in the season opener.
- Led the Dolphins with 15 tackles at Arizona (9/8) and also forced a fumble and recovered it on the same play to set up a Dolphins touchdown.
- Posted a season-high 16 tackles against Seattle (10/6) when he also defended a pass, forced a fumble and recovered another.
- Topped the team with 12 tackles at Buffalo (10/13) while adding a sack and his first career interception, as he snared a Jim Kelly pass and returned it 11 yards.
- Matched his season high with 16 tackles at Philadelphia (10/20).
- Led the team with 10 tackles at Houston (11/17) and came up with an interception, picking off a Chris Chandler pass with 10:42 left in the game and returning it 26 yards for his first career NFL touchdown. It gave the Dolphins their first lead of the contest at 20-17 en route to their eventual 23-20 victory.
- Came up with an interception and 27-yard return against Buffalo (12/16) in a Monday Night Football contest, marking his second interception of a Kelly pass in as many games against the Bills.

#### COLLEGE:

- Was a four-year letterman (1992-95) and three-year starter at Texas Tech.
- A consensus All-America and All-Southwest Conference first-team choice as a senior, was also a finalist for the Butkus Award (nation's top linebacker) and the *Football News* Defensive Player of the Year Award.
- Was the Southwest Conference Defensive Player of the Year after leading his 1995 Red Raiders with 131 tackles (84 solos), three sacks, 13 stops for losses, seven pass deflections, two interceptions, six forced fumbles, four fumble recoveries and one interception returned for a touchdown.
- In a 14-7 win over Texas A&M, posted 13 tackles, recovered a fumble and picked off a pass with 30 seconds left, returning the ball 23 yards for the game-winning touchdown.
- As a junior, was named first-team All-America by United Press International and claimed second-team honors from *The Sporting News* and *Football News*.
- Was also a unanimous All-SWC Defensive Player of the Year.
- Led the SWC with 116 tackles (65 solos), 3.5 sacks, nine stops for losses of 18 yards, four interceptions and four pass breakups in his junior season.
- Named All-SWC second-team pick by the *Houston Chronicle* and *Houston Post* as a sophomore.
- Played in every game as a reserve inside linebacker as a freshman.

#### PERSONAL:

- Zachary Michael Thomas attended Pampa, Texas, High School where he was a stand-out performer as a linebacker and running back.
- Was named first-team all-state as a senior after recording 158 tackles (59 solos) with six sacks, three fumble recoveries, five forced fumbles and eight deflected passes. Also rushed for 928 yards and eight touchdowns on 164 carries (5.7 avg.).
- Also lettered in baseball.
- Majored in exercise and sports sciences at Texas Tech.
- During the 2001 offseason, was inducted into the Texas High School Football Hall of Fame.
- Served as the Dolphins representative for the United Way public service announcement in 1997.
- Has assisted in building houses for Habitat for Humanity.
- From 2000-03 was a member of the "Crunch on Paralysis" team, along with Trace Armstrong and Jason Taylor, that made a donation for every sack and tackle they made to the Miami Project to Cure Paralysis – combined, the three donated nearly \$52,000 to the Miami Project in 2000, while Taylor and Thomas's contribution totaled more than \$39,000 in 2001, more than \$46,000 in 2002 and \$39,000 in 2003, with Smirnoff doubling that amount.
- For their efforts, the group was named the winner of the team's Community Service Award for 2000.
- In 2000, opened a health and fitness club in Amarillo, Texas, called "Zach's Club 54," which has since expanded to a new location. The club is run by his brother, and former Texas Tech teammate, Bart.
- In May of 2003, along with teammate Taylor, was part of a USO/NFL Tour in which he visited various military bases and hospitals in Germany.
- For the past few years, has visited with veterans at the VA Hospital as part of the "Valentines Day at the VA" program.
- During the 2006 offseason, served as Grand Marshall for the annual Three Kings Day Parade in Miami.
- Was part of the Dolphins "All-Community Team" in which he donated 20 tickets for every home game to the U.S. Southern Command for the 2006-07 seasons.
- 2008 Poker for Pets for SPCA of Texas.
- 2008 Taste of the NFL: The Ultimately Dallas Cowboys Tailgate Party for the North Texas Food Bank.

**THOMAS' NFL TOTALS**

Year Team	GP-GS	DEFENSE					INTERCEPTIONS				FUMBLES REC									
		ST	AT	TT	Sks-Yds	Tkl/Ls	QB Prs	PBU	FF	No	Yds	Avg	Lg	TD	No	Yds	Avg	Lg	TD	
1996 Miami	16-16	131	49	-	180	2.0(-13)	-	-	5	2	3	64	21.3	27	1	2	7	3.5	7	0
1997 Miami	15-15	107	42	-	149	0.5(-5)	-	-	8	2	1	10	10.0	10	0					
1998 Miami	16-16	124	36	-	160	2.0(-16)	-	-	7	2	3	21	7.0	17	2					
1999 Miami	16-16	117	50	-	167	1.0(-10)	-	-	9	1	1	0	0.0	0	0					
2000 Miami	11-11	64	36	-	100	1.5(-3.5)	-	-	1	1	1	0	0.0	0	0	1	0	0.0	0	0
2001 Miami	15-15	112	68	-	180	3.0(-27)	-	-	4	2	2	51	25.5	34	1	1	22	22.0	22	0
2002 Miami	16-16	124	71	-	195	0.5(-5.5)	-	-	4	1	1	7	7.0	7	0					
2003 Miami	15-15	113	71	-	184	1.0(-5)	-	-	10	1	3	21	7.0	19	0					
2004 Miami	13-13	95	73	-	168	2.0(-15)	-	-	4											
2005 Miami	14-14	112	54	-	166	2.0(-16)	-	-	3	4	1	0	0.0	0	0					
2006 Miami	16-16	103	62	-	165	3.0(-14)	-	-	8	1	1	-4	-4.0	-4	0	1	0	0.0	0	0
2007 Miami	5-5	42	10	-	52	1.0(-8)	-	-	2											
<b>Totals</b>	<b>168-168</b>	<b>1,244</b>	<b>622</b>	<b>-</b>	<b>1,866</b>	<b>19.5(-138)</b>	<b>-</b>	<b>-</b>	<b>64</b>	<b>15</b>	<b>17</b>	<b>170</b>	<b>10.0</b>	<b>34</b>	<b>4</b>	<b>7</b>	<b>29</b>	<b>4.1</b>	<b>22</b>	<b>0</b>
<b>Playoffs</b>																				
1997 Miami	1-1	10	2	-	12				1							1	0	0.0	0	0
1998 Miami	2-2	16	4	-	20				1											
1999 Miami	2-2	16	3	-	19	1.0(-9)			2											
2000 Miami	2-2	14	5	-	19															
2001 Miami	1-1	14	8	-	22															
<b>Totals</b>	<b>8-8</b>	<b>70</b>	<b>22</b>	<b>-</b>	<b>92</b>	<b>1.0(-9)</b>	<b>-</b>	<b>-</b>	<b>4</b>	<b>-</b>	<b>-</b>	<b>-</b>	<b>-</b>	<b>-</b>	<b>-</b>	<b>1</b>	<b>0</b>	<b>0.0</b>	<b>0</b>	<b>0</b>

**SINGLE-GAME BESTS**

**Tackles** - 22 vs. Indianapolis, 11/2/03  
*Playoffs* - 22 vs. Baltimore, 1/13/02  
**Sacks** - 2.0 @ Detroit, 11/23/06  
**Interceptions** - 2 @ Oakland, 12/6/98

**THOMAS' GAME-BY-GAME**

**DEFENSE**

1996 (Miami)							1998 (Miami)						
Game	ST	AT	TT	Sks-Yds	Tkl/Ls	QB Prs PBU	Game	ST	AT	TT	Sks-Yds	Tkl/Ls	QB Prs PBU
W- NE 9/1	-	-	13	1.0(-6)			W- @ Ind 9/6	-	-	13			
W- @ Ari 9/8	-	-	15				W- Buf 9/13	-	-	13	1(-7)		
W- NYJ 9/15	-	-	15				W- Pit 9/20	-	-	11			1
L- @ Ind 9/23	-	-	7				L- @ NYJ 10/4	-	-	9			
L- Sea 10/6	-	-	16			1	L- @ Jac 10/12	-	-	10			
W- @ Buf 10/13	-	-	12	1.0(-7)		1	W- STL 10/18	-	-	10			
L- @ Phi 10/20	-	-	16				W- NE 10/25	-	-	12			
L- Dal 10/27	-	-	6				L- @ Buf 11/1	-	-	19			
L- @ NE 11/3	-	-	8				W- Ind 11/8	-	-	8			1
W- Ind 11/10	-	-	10				W- @ Car 11/15	-	-	12			1
W- @ Hou 11/17	-	-	10			1	L- @ NE 11/23	-	-	10			1
L- Pit 11/25	-	-	12				W- NO 11/29	-	-	9	1(-9)		
L- @ Oak 12/1	-	-	10			1	W- @ Oak 12/6	-	-	9			2
L- NYG 12/8	-	-	14				L- NYJ 12/13	-	-	4			
W- Buf 12/16	-	-	6			1	W- Den 12/21	-	-	8			1
W- @ NYJ	-	-	10				L- @ Atl 12/27	-	-	3			
<b>Totals</b>	<b>131</b>	<b>49</b>	<b>-</b>	<b>180</b>	<b>2.0(-13)</b>	<b>5</b>	<b>Totals</b>	<b>124</b>	<b>36</b>	<b>-</b>	<b>160</b>	<b>2.0(-16)</b>	<b>7</b>
<b>1997 (Miami)</b>							<b>Playoffs</b>						
Game	ST	AT	TT	Sks-Yds	Tkl/Ls	QB Prs PBU	W- Buf 1/2/99	6	2	-	8		
W- Ind 8/31	-	-	-	Inactive-Fibula			L- @ Den 1/9/99	10	2	-	12		
W- Ten 9/7	-	-	7				<b>1999 (Miami)</b>						
L- @ GB 9/14	-	-	11				Game	ST	AT	TT	Sks-Yds	Tkl/Ls	QB Prs PBU
L- @ TB 9/21	-	-	12			1	W- @ Den 9/13	-	-	12	1.0(-10)		
W- KC 10/5	-	-	10				W- Ari 9/19	-	-	12			2
W- NYJ 10/12	-	-	11				L- Buf 10/4	-	-	9			1
W- @ Bal 10/19	-	-	7			2	W- @ Ind 10/10	-	-	11			1
L- Chi 10/27	-	-	16			2	W- @ NE 10/17	-	-	4			2
L- @ Buf 11/2	-	-	6				W- Phi 10/24	-	-	11			1
W- NYJ 11/9	-	-	10			2	W- @ Oak 10/31	-	-	7			1
W- Buf 11/17	-	-	7				W- Ten 11/7	-	-	14			1
L- @ NE 11/23	-	-	9				L- @ Buf 11/14	-	-	14			
W- @ Oak 11/30	-	-	14	0.5(-5)			W- NE 11/21	-	-	9			
W- Det 12/7	-	-	12				L- @ Dal 11/25	-	-	16			
L- @ Ind 12/14	-	-	11				L- Ind 12/5	-	-	11			
L- NE 12/22	-	-	6			1	L- @ NYJ 12/12	-	-	6			
<b>Totals</b>	<b>107</b>	<b>42</b>	<b>-</b>	<b>149</b>	<b>0.5(-5)</b>	<b>8</b>	W- SD 12/19	-	-	15			
<b>Playoffs</b>							L- NYJ 12/27	-	-	7			
L- @ NE 12/28	10	2	-	12		1							



**THOMAS' GAME-BY-GAME (Cont.)**

**DEFENSE**

1999 (Miami) cont.				Sks-Yds	Tkl/Ls	QB Prs	PBU
Game	ST	AT	TT				
L- @ Was 1/2/00	-	-	9				
<b>Totals</b>	<b>117</b>	<b>50</b>	<b>-167</b>	<b>1.0(-10)</b>			<b>9</b>

**Playoffs**

W- @ Sea 1/9/00	9	0	- 9	1.0(-9)			2
L- @ Jac 1/15/00	7	3	- 10				

**2000 (Miami)**

Game	ST	AT	TT	Sks-Yds	Tkl/Ls	QB Prs	PBU
W- Sea 9/3	-	-	11	0.5(-0.5)			
L- @ Min 9/10	-	-	8				
W- Bal 9/17	-	-	12				
W- NE 9/24	-	-	9				
W- @ Cin 10/1	-	-		Inactive - Ankle			
W- Buf 10/8	-	-	7				
L- @ NYJ 10/23	-	-	9				
W- GB 10/29	-	-		Inactive - Ankle			
W- @ Det 11/5	-	-		Inactive - Ankle			
W- @ SD 11/12	-	-		Inactive - Ankle			
L- NYJ 11/19	-	-		Inactive - Ankle			
W- @ Ind 11/26	-	-	10				
W- @ Buf 12/3	-	-	8				
L- TB 12/10	-	-	7	1.0(-3)			
L- Ind 12/17	-	-	10				
W- @ NE 12/24	-	-	9				1
<b>Totals</b>	<b>64</b>	<b>36</b>	<b>-100</b>	<b>1.5(-3.5)</b>			<b>1</b>

**Playoffs**

W- Mia 12/30/00	4	3	- 7				
L- @ Oak 1/6/01	10	2	- 12				

**2001 (Miami)**

Game	ST	AT	TT	Sks-Yds	Tkl/Ls	QB Prs	PBU
W- @ Ten 9/9	-	-	12				2
W- Oak 9/23	-	-	15				
L- @ STL 9/30	-	-	8				
W- NE 10/7	-	-	7				
L- @ NYJ 10/14	-	-	8	1.5(-16)			
W- @ Sea 10/28	-	-	9				
W- Car 11/4	-	-	9				
W- @ Ind 11/11	-	-	12				1
L- NYJ 11/18	-	-	8				
W- @ Buf 11/25	-	-	13				
W- Den 12/2	-	-	14				
W- Ind 12/10	-	-	20				
L- @ SF 12/16	-	-	18				
L- @ NE 12/22	-	-	19				
W- Atl 12/30	-	-	18	1.5(-11)			1
W- Buf 1/6/02	-	-		Inactive - Shoulder			
<b>Totals</b>	<b>112</b>	<b>68</b>	<b>-180</b>	<b>3.0(-27)</b>			<b>6 2</b>

**Playoffs**

L- Bal 1/13/02	14	8	- 22				
----------------	----	---	------	--	--	--	--

**2002 (Miami)**

Game	ST	AT	TT	Sks-Yds	Tkl/Ls	QB Prs	PBU
W- Det 9/8	-	-	8				
W- @ Ind 9/15	-	-	15				
W- NYJ 9/22	-	-	6				
L- @ KC 9/29	-	-	10				
W- NE 10/6	-	-	10				
W- @ Den 10/13	-	-	13				
L- Buf 10/20	-	-	16	0.5(-5.5)			
L- @ GB 11/4	-	-	12				
L- @ NYJ 11/10	-	-	17				
W- Bal 11/17	-	-	12				
W- SD 11/24	-	-	11				1

2002 (Miami) cont.				Sks-Yds	Tkl/Ls	QB Prs	PBU
Game	ST	AT	TT				
L- @ Buf 12/1	-	-	14				1
W- Chi 12/9	-	-	11				1
W- Oak 12/15	-	-	10				
L- @ Min 12/21	-	-	9				
L- @ NE 12/29	-	-	21				1
<b>Totals</b>	<b>124</b>	<b>71</b>	<b>-195</b>	<b>0.5(-5.5)</b>			<b>4</b>

**2003 (Miami)**

Game	ST	AT	TT	Sks-Yds	Tkl/Ls	QB Prs	PBU
L- Hou 9/7	-	-	13				
W- @ NYJ 9/14	-	-	13				1
W- Buf 9/21	-	-	10				1
W- @ NYG 10/5	-	-	13				1
W- @ Jac 10/12	-	-	9				
L- NE 10/19	-	-	15				
W- @ SD 10/27	-	-	9				2
L- Ind 11/2	-	-	22				
L- @ Ten 11/9	-	-		Inactive - Groin			
W- Bal 11/16	-	-	10				
W- Was 11/23	-	-	13				
W- @ Dal 11/27	-	-	8	1.0(-5)			1
L- @ NE 12/7	-	-	13				
L- Phi 12/15	-	-	12				2
W- @ Buf 12/21	-	-	14				1
W- NYJ 12/28	-	-	10				1
<b>Totals</b>	<b>113</b>	<b>71</b>	<b>-184</b>	<b>1.0(-5)</b>			<b>10</b>

**2004 (Miami)**

Game	ST	AT	TT	Sks-Yds	Tkl/Ls	QB Prs	PBU
L- Ten 9/11	-	-	19				
L- @ Cin 9/19	-	-	13	1.0(-6)			1
L- Pit 9/26	-	-	12				1
L- NYJ 10/3	-	-	14				
L- @ NE 10/10	-	-	11				
L- @ Buf 10/17	-	-	14				1
W- STL 10/24	-	-	12	1.0(-9)			
L- @ NYJ 11/1	-	-	14				
L- Ari 11/7	-	-	11				1
L- @ Sea 11/21	-	-	11				
W- @ SF 11/28	-	-	1				
L- Buf 12/5	-	-		Inactive - Hamstring			
L- @ Den 12/12	-	-		Inactive - Hamstring			
W- NE 12/20	-	-		Inactive - Hamstring			
W- Cle 12/26	-	-	20				
L- @ Bal 1/2/05	-	-	16				
<b>Totals</b>	<b>95</b>	<b>73</b>	<b>-168</b>	<b>2.0(-15)</b>			<b>4</b>

**2005 (Miami)**

Game	ST	AT	TT	Sks-Yds	Tkl/Ls	QB Prs	PBU
W- Den 9/11	-	-	16				
L- @ NYJ 9/18	-	-	14				
W- Car 9/25	-	-	17	1.0(-6)			1
L- @ Buf 10/9	-	-	15				
L- @ TB 10/16	-	-	14	1.0(-10)			
L- KC 10/21	-	-	14				
W- @ NE 10/30	-	-	2				
L- Atl 11/6	-	-	14				
L- NE 11/13	-	-	12				
L- @ Cle 11/20	-	-	5				
W- @ Oak 11/27	-	-		Inactive - Shoulder/Ankle			
W- Buf 12/4	-	-		Inactive - Shoulder/Ankle			
W- @ SD 12/11	-	-	11				1
W- NYJ 12/18	-	-	11				1
W- Ten 12/24	-	-	11				
W- @ NE 1/1/06	-	-	10				
<b>Totals</b>	<b>112</b>	<b>54</b>	<b>-166</b>	<b>2.0(-16)</b>			<b>3</b>

## THOMAS' GAME-BY-GAME (Cont.)

2006 (Miami)					DEFENSE					2007 (Miami)					
Game	ST	AT	TT	Sks-Yds	Tkl/Ls	QB Prs	PBU	Game	ST	AT	TT	Sks-Yds	Tkl/Ls	QB Prs	PBU
L-@Pit 9/7	-	-	12				1	L-@Was 9/9	-	-	13	1.0(-8)			
L-@Buf 9/17	-	-	5					L-Dal 9/16	-	-	10				2
W-Ten 9/24	-	-	9				2	L-@NYJ 9/23				Inactive- Concussion			
L-@Hou 10/1	-	-	12					L-Oak 9/30				Inactive- Concussion			
L-@NE 10/8	-	-	12					L-@Hou 10/7	-	-	9				
L-@NYJ 10/15	-	-	10					L-@Cle 10/14	-	-	12				
L-GB 10/22	-	-	7					L-NE 10/21	-	-	8				
W-@Chi 11/5	-	-	8					L-NYG 10/28				Inactive- Head			
W-KC 11/12	-	-	7	1.0(-6)			2	L-@Buf 11/11				Inactive- Head			
W-Min 11/19	-	-	17					L-@Phi 11/18				Inactive- Head			
W-@Det 11/23	-	-	6	2.0(-8)			1	L-@Pit 11/26				Inactive- Head			
L-Jac 12/3	-	-	11					L-NYJ 12/2				Inactive- Head			
W-NE 12/10	-	-	7				1	L-@Buf 12/9				Injured/Reserve - Head			
L-@Buf 12/17	-	-	21					W-Bal 12/16				Injured/Reserve - Head			
L-NYJ 12/25	-	-	9				1	L-@NE 12/23				Injured/Reserve - Head			
L-@Ind 12/31	-	-	12					L-Cin 12/30				Injured/Reserve - Head			
<b>Totals</b>	<b>103</b>	<b>62</b>	<b>-165</b>	<b>3.0(-14)</b>			<b>8</b>	<b>Totals</b>	<b>42</b>	<b>10</b>	<b>-52</b>	<b>1.0(-8)</b>			<b>2</b>



# ERIK WALDEN

6-2 • 250 • 8/21/85  
 Middle Tennessee State  
 D-6 for '08 (167th overall)  
 NFL: Rookie • Cowboys: Rookie



Linebacker

**COLLEGE:** With the emphasis on finding another athletic pass rusher, the Dallas Cowboys selected Erik Walden in the sixth round (167th overall) of the 2008 NFL Draft. Walden will hope to follow in the footsteps of previous college defensive ends that have made the successful conversion to pro linebacker. His transition will be aided by Pro Bowlers DeMarcus Ware and Greg Ellis as well as last year's first round choice, Anthony Spencer, who have all flourished as linebackers in Wade Phillips's 3-4 defense.

#### TRANSACTION SUMMARY:

**4/27/08:** Drafted in the sixth round (167th overall) by Dallas.

#### 2007:

- As a senior, was voted a first team All-Sun Belt selection by the league's coaches and media.
- Played in 10 games and earned nine starts recording 46 stops with 8.5 tackles for loss, two sacks, an interception, two pass breakups and a safety.
- Registered four tackles, including one for lost yardage, against Florida Atlantic.
- Added six stops, including two for lost yardage, and a forced fumble against Western Kentucky.
- Did not play against Florida International or Virginia due to a toe injury and returned against Memphis but did not have a tackle.
- Recorded three tackles for loss, a sack, his first career interception and a safety at North Texas.
- Had a career-high 12 tackles, including two for loss of yards, at Louisiana-Monroe.
- Registered a personal-best 11 solo tackles against Louisiana-Lafayette.

#### 2006:

- Played in 13 games and posted a career-best 48 tackles including a school record 11.5 sacks (ranked 10th nationally).
- Also had three forced fumbles, a fumble recovery and 14.5 tackles for loss.
- Named First Team All-Sun Belt Conference.
- Was presented the Dr. James E. Walker Junior Academic award at the spring game.
- Recorded a sack, a fumble recovery and a forced fumble in 44 snaps against Florida International University to earn a "winning performance" from the coaching staff.
- Registered four tackles, including two quarterback sacks, in 35 plays against Tennessee Tech to earn a "winning performance."
- Became the all-time sack leader at Middle Tennessee with two against Arkansas State and finished the game with a then personal-best seven tackles.
- Had six tackles, including 3.5 tackles for losses and a career-best 2.5 sacks against Troy.
- Led the Blue Raiders against Central Michigan in the Motor City Bowl with six tackles and two quarterback sacks.

#### 2005:

- Played in all 11 games, including eight as a starter (five at defensive end and three at linebacker), on his way to 33 tackles, three sacks, 8.5 tackles for loss, two pass breakups, and a forced fumble.

- Had a season-high five stops, including four solos, at home against Akron.
- Had six total tackles and a quarterback sack against Louisiana-Lafayette.
- Came up with four tackles, a quarterback sack and a pass breakup in the win over Arkansas State.
- Earned his first career start at linebacker in place of the injured Dennis Burke and responded with six stops.

**2004:**

- Played in 10 games with four starts, registering a team-high six sacks and tying for the lead with 8.5 tackles for loss.
- Also tallied 25 total stops with one forced fumble.
- Notched three solo tackles in opener at Akron.
- Totaled three tackles, 2.5 for loss and two sacks against Idaho.
- The next week had two more sacks and three total stops against Utah State.
- Logged four tackles at New Mexico State.
- Tallied a season-high six stops, two for loss, one sack and a forced fumble against Louisiana-Monroe.

**2003:**

- Sat out the year due to NCAA academic guidelines.

**PERSONAL:**

- Erik Walden earned first team Associated Press all-state honors after guiding Dublin, Ga., High School to a 14-1 record and a spot in the state title game in 2002.
- Was a *Macon Telegraph* first-team All-Middle Georgia selection while also being tabbed the *Courier-Herald* Heart of Georgia Defensive Player of the Year.
- Ended his senior year with 97 total tackles and a school record 19 quarterback sacks.
- Also tallied 11 tackles for loss, recovered two fumbles and had one interception.
- As a running back, averaged 6.6 yards-per-carry and scored eight touchdowns while registering 16 receptions for four more scores.
- Finished with 837 yards of total offense.
- Lettered in football, basketball and track.
- Earned his degree in physical education from Middle Tennessee State.

**WALDEN'S MIDDLE TENNESSEE STATE TOTALS**

Year	GP-GS	DEFENSE						INTERCEPTIONS				FUMBLES REC							
		ST	AT	TT	Sks-Yds	Tkl/Ls	QB Prs	PBU	FF	No	Yds	Avg	Lg	TD	No	Yds	Avg	Lg	TD
2004	10-4	19	6	25	6.0(-26)	8(-36)	0	0	1	0	0	0.0	0	0	1	0	0.0	0	0
2005	11-8	20	13	33	3.0(-17)	9(27)	0	2	1	0	0	0.0	0	0	0	0	0.0	0	0
2006	13-13	34	14	48	11.5(-83)	14(-90)	0	0	3	0	0	0.0	0	0	1	0	0.0	0	0
2007	10-9	35	11	46	2.0(-10)	9(-24)	0	2	0	1	0	0.0	0	0	0	0	0.0	0	0
<b>Totals</b>	<b>44-34</b>	<b>108</b>	<b>44</b>	<b>152</b>	<b>22.5(-136)</b>	<b>40(-177)</b>	<b>0</b>	<b>4</b>	<b>5</b>	<b>1</b>	<b>0</b>	<b>0.0</b>	<b>0</b>	<b>0</b>	<b>2</b>	<b>0</b>	<b>0.0</b>	<b>0</b>	<b>0</b>


**ADDITIONAL STATISTICS**

Safety - 2007 (one).



**DeMARCUS WARE**

6-4 • 257 • 7/31/82  
 Troy • D-1a for '05 (11th overall)  
 NFL: 4th Year • Cowboys: 4th Year  
 Games/Starts: 2007-16/16; Career-48/48;  
 Postseason: 2007-1/1; Career-2/2.



**PRO:** When the Cowboys chose DeMarcus Ware with the 11th overall pick in the 2005 NFL Draft, they were looking for an explosive playmaker on defense. Through three seasons, Ware has emerged as one of the most dominating defensive players in the league. He has been named a starter to the NFC Pro Bowl squad in each of the two previous seasons. He has the first, third and fifth-highest sack figures by a club linebacker, has started each of the 50 games in his career and logged six multiple-sack games. After a promising rookie season, Ware led the Cowboys with a then club linebacker record 11.5 sacks in 2006, becoming the first Cowboy to record 10-or-more sacks in a season since Tony Tolbert, who had 12.0 in 1996. He upped that total in 2007 to establish a club linebacker record with 14.0 sacks while also becoming the first Cowboy to log back-to-back double-digit sack seasons since Charles Haley (12.5 - 1994, 10.5 - 1995). As a rookie, Ware tied Greg Ellis for the team lead with eight sacks, becoming just the second rookie in club history to lead or tie for the team lead in sacks since Jimmie Jones in 1990. Ware is the first player in franchise history to lead or tie for the team lead through each of his first three seasons with the team.

**PRO BOWLS**



**TRANSACTION SUMMARY:**

**4/23/05:** Drafted in the first round (11th overall) by Dallas.

**2007:**

- One of an NFL record 13 Cowboys in the Pro Bowl - his second consecutive selection as a starter.

- Was a First-Team All-Pro by the Associated Press and named to the All-NFL Team by the Pro Football Writers.
- Was second in the league – first among linebackers – with a club linebacker record 14.0 sacks – the most by a Dallas defender since Jim Jeffcoat had 14.0 in 1986.
- With his 11.5 sacks in 2006 and the 14.0 in 2007, was the first Dallas defender to have back-to-back double-digit sack totals since Haley (12.5 in 1994 and 10.5 in 1995).
- Along with Ellis's 12.5 sacks, the duo became Dallas's first pass rushing tandem to record 10-or-more sacks each in a season since Ed Jones (13.0) and Jeffcoat (12.0) in 1985.
- Also led the team in quarterback pressures (27), tackles for losses (eight) and forced fumbles (four) while finishing fifth with 80 tackles.
- Had a breakout game at Chicago (9/23), recording his third career multiple-sack game with the first two sacks of the season while also leading the team with three quarterback pressures.
- Had six tackles, three pressures, a pass deflection that led to a Terence Newman interception and 1.5 sacks – one with a forced fumble – at Buffalo (10/8).
- Logged his fourth consecutive game with a sack – tying the longest streak of his career – with a takedown of Tom Brady against New England (10/14).
- Had a career-high 10 tackles in the Patriots game.
- Tied for the team lead with eight tackles while tallying his fifth career multi-sack game with 1.5 at Philadelphia (11/4).
- Tied his career-best with 10 tackles to go along with his eighth sack of the season at the N.Y. Giants (11/11).
- Notched his fourth multi-sack game of the season with two at Carolina (12/22).
- In the Divisional Playoff loss to the N.Y. Giants (1/13/08), finished with four tackles, a pressure and a sack.

**2006:**

- Finished his second season with 11.5 sacks, the most ever by a Cowboys linebacker, breaking Anthony Dickerson's record of 10.5 in 1983.
- Named a starter on the NFC Pro Bowl team and was also named second-team All-Pro by The Associated Press and first-team All-NFC by The Pro Football Writers Association.
- Became the first Cowboy to have 10-or-more sacks in a season since defensive end Tony Tolbert had 12.0 in 1996.
- Became the only player in Cowboys history to have led or tied for the team lead in sacks in each of his first two pro seasons while also becoming the first Cowboy since Roy Williams in 2002 and the first linebacker since Dexter Coakley in 2001 to score two defensive touchdowns in a season.
- Finished fifth on the team with 82 tackles, and led the team with five tackles for a loss and five forced fumbles while finishing fourth on the team with four quarterback pressures.
- Recorded his first sack of the season in the Cowboys win over Washington (9/17), dropping Mark Brunell for an 11-yard loss in the second quarter. Also had four tackles as the Cowboys held the Redskins to just three points.
- At Philadelphia (10/8), had his first career fumble recovery, catching a Donovan McNabb fumble following a Ellis sack and returning it 69 yards for his first NFL touchdown. The 69-yard return was the seventh-longest in club history. It was also the team's longest defensive touchdown return by a non-defensive back since 1999, when Ellis returned a fumble 98 yards for a touchdown against Arizona.
- Against the N.Y. Giants (10/23), recorded a season-high eight tackles and his third sack of the season along with forcing a Tiki Barber fumble just before halftime which was recovered by Bradie James.
- Had three sacks, three forced fumbles and five tackles at Carolina (10/29).
- In a loss to Washington (11/5), tied for the team lead with six tackles, all solo, while adding his first career pass breakup and his fourth sack of the season.
- Notched his fifth sack in Arizona (11/12), forcing his second fumble of the season on the play.
- Added his sixth sack of the year against Indianapolis (11/19) and also forced a fumble as the Colts suffered their first loss of the season and were held to a season-low 14 points.
- Had seven more tackles in a loss to New Orleans (12/10) and posted the team's only sack of the game.
- Logged his first career interception, picking off a Michael Vick pass and outrunning him for a 41-yard touchdown – his second of the season – at Atlanta (12/16).
- Also had six tackles, forced a fumble and split a sack with Bobby Carpenter.
- Tied a career-high with three sacks in the season finale against Detroit (12/31) and finished the game with eight tackles.
- In his playoff debut in Seattle (1/6/07), had one tackle for a loss.

**2005:**

- In tying Ellis with a team-best eight sacks, Ware joined Howley (1961) and Jones (1990) as the only rookies to lead or tie for the team lead in sacks.
- The eight sacks were good for second in the league among rookies and third among club rookies behind Willie Townes (1966) and Martin (1973), who had nine sacks.
- Added 65 tackles (fifth on the team and first among club rookies) with a club-best 11 tackles for a loss, 19 quarterback pressures (second on the team) and tied for the team lead with three forced fumbles.
- Posted 41 tackles, four sacks, seven tackles for a loss, three forced fumbles and 10 quarterback pressures through the final eight games of the season.
- Made his NFL debut in the season opener at San Diego (9/11), and posted three tackles, a tackle for a loss and a quarterback pressure.
- Recorded his first career sack at San Francisco (9/25) when he took down Tim Rattay.
- Against the N.Y. Giants (10/16), recorded a sack for the fourth straight game, the longest streak on the team since 2004 when Ellis did it from Week 2 to Week 5.
- Against Arizona (10/30), posted four tackles and three quarterback pressures, including one that led to Anthony Henry's interception and 58-yard return for a touchdown.
- Earned NFL Defensive Rookie of the Month honors in October after recording 16 tackles, three sacks and seven quarterback pressures to help Dallas go 3-2.

- At the N.Y. Giants (12/4), finished second on the team with seven tackles along with two tackles for a loss and a season-high four pressures, one of which led to an Aaron Glenn interception in the end zone.
- Named NFC Defensive Player of the Week and the Diet Pepsi Rookie of the Week for his play at Carolina (12/24), when he tied Randy White's rookie record with three sacks. He forced a fumble on all three sacks, becoming the first Cowboy to force three fumbles in a game since 1984, when records were first kept. Was also second on the team with a career-high eight tackles and had a tackle for a loss.
- Against St. Louis (1/1/06), recorded his eighth sack of the season, tying the team high, and the Rams were held to 253 total yards.

**COLLEGE:**

- As a senior, earned third-team All-America, All-Sun Belt, and Sun Belt Defensive Player of the Year honors, finishing with 53 tackles, 29 pressures, 19 tackles for a loss, a career-high 10.5 sacks and four forced fumbles to lead Troy to its first bowl appearance.
- Finalist for the Ted Hendricks Award, which is given annually to the top defensive end in college football.
- As a junior, started every game at left defensive end and logged 62 tackles, a career-high 32 pressures, 16 tackles for a loss, six sacks and a career-high five forced fumbles to earn first-team All-Independent honors from ESPN and *College Football News*.
- Began his sophomore season as a reserve but moved into the starting lineup at left end the second week of the season and finished with a career-high 72 tackles, a career-high 20 tackles for a loss, 13 pressures and nine sacks.
- As a true freshman, played in eight games as a reserve defensive end and tallied 14 tackles, three tackles for a loss and two sacks.

**PERSONAL:**

- DeMarcus Ware played football only during his junior and senior seasons at Auburn, Ala., High School.
- Earned all-area honors as a senior, posting 55 tackles and seven sacks while also earning most valuable linebacker, wide receiver and leadership honors from the team.
- Also a member of the basketball, baseball and track teams.
- Graduated from Troy with a degree in business information systems, becoming the first member of his family to graduate from college.
- He and wife, Taniqua, have one daughter, Marley.
- 2005 Dallas Cowboys Rookie Club.
- Ribbon cutting ceremony for the Dallas Cowboys/Rent-A-Center RAC Room, a teen recreational room located at the Oak Cliff Boys and Girls Club.
- 2006-2008 Co-Chair with Marcus Spears for the Taste of the NFL: The Ultimate Dallas Cowboys Tailgate Party for the North Texas Food Bank.
- Dallas Cowboys Draft Day/Fan Appreciation Party.
- 2007 Ware and wife Taniqua – formerly in the Air Force – participated in the Welcome Home A Hero program at DFW International Airport which included welcoming home the 500,000th soldier to take part in the R&R program.
- Children's Cancer Fund Fashion Show.
- Dallas Cowboys Early Thanksgiving Day Meal at The Salvation Army.
- 2006 Duncanville Ford Christmas Toy Drive.
- April 2007, joined teammates, Roy Williams, Tony Romo and Terence Newman to attend The Salvation Army National Advisory Organizations Conference.
- 2007 Arlington National Youth Volunteer Day, spoke to a group of youth about the importance of education and volunteerism.
- 2007 Arlington Public Library Celebrity Reads Poster Project – designed to encourage the importance of reading. Ware's 'Poster' featured him with his favorite classic novel *Of Mice and Men*.
- 2008 Poker for Pets for SPCA of Texas.
- 2008 Dallas Cowboys Fitness Zone Dedication Event at Boys & Girls Clubs of Arlington.
- 2008 Dallas Cowboys Youth Football Camps.
- 2008 Dallas Cowboy Chris Canty Youth Football Camp.
- Dallas Cowboys United Way Hometown Huddle.
- Dallas Cowboys What Moves U.
- Make-A-Wish Foundation.
- Annual team Holiday Hospital Visits.
- Salvation Army Angel Tree Christmas Program.
- Happy Hill Farm Kickoff Luncheon and Cookbook.



For more than a decade, Jonathan's Place has been taking care of the Dallas area's youngest victims of abuse. Jonathan's Place provides this care through two programs – a "home-style" emergency shelter for abused, abandoned and neglected children and a Foster & Adoptive Family Program. The emergency shelter provides specialized services and 24-hour residential care to children age newborn to 17 years and is the only emergency shelter in Dallas County that provides residential services for children in crisis under the age of 10.

[www.jpkids.org](http://www.jpkids.org)

## WARE'S COWBOYS TOTALS

Year Team	GP-GS	DEFENSE							FUMBLES REC				INTERCEPTIONS							
		ST	AT	TT	Sks-Yds	Tkl/Ls	QB Prs	PBU	FF	No	Yds	Avg	Lg	TD	No	Yds	Avg	Lg	TD	
2005 Dallas	16-16	43	22	-	65	8.0(-47)	11(-19)	19	0	3	0	0	0.0	0	0	0	0	0	0	0
2006 Dallas	16-16	61	21	-	82	11.5(-81)	5(-8)	4	3	5	1	69	69.0	69	1	1	41	41.0	41	1
2007 Dallas	16-16	50	30	-	80	14.0(-110)	8(-15)	27	4	4	0	0	0.0	0	0	0	0	0	0	0
<b>Totals</b>	<b>48-48</b>	<b>154</b>	<b>73</b>	<b>-</b>	<b>227</b>	<b>31.0(-233)</b>	<b>24(-42)</b>	<b>50</b>	<b>7</b>	<b>12</b>	<b>1</b>	<b>69</b>	<b>69.0</b>	<b>69</b>	<b>1</b>	<b>1</b>	<b>41</b>	<b>41.0</b>	<b>41</b>	<b>1</b>

Playoffs		ST	AT	TT	Sks-Yds	Tkl/Ls	QB Prs	PBU	FF	No	Yds	Avg	Lg	TD	No	Yds	Avg	Lg	TD	
2006 Dallas	1-1	1	0	-	1	0.0(0)	1(-7)	0	0	0	0	0.0	0	0	0	0	0.0	0	0	0
2007 Dallas	1-1	3	1	-	4	1.0(-9)	0(0)	0	0	0	0	0.0	0	0	0	0	0.0	0	0	0
<b>Totals</b>	<b>2-2</b>	<b>4</b>	<b>1</b>	<b>-</b>	<b>5</b>	<b>1.0(-9)</b>	<b>1(-7)</b>	<b>0</b>	<b>0</b>	<b>0</b>	<b>0</b>	<b>0.0</b>	<b>0</b>	<b>0</b>	<b>0</b>	<b>0</b>	<b>0.0</b>	<b>0</b>	<b>0</b>	<b>0</b>

### SINGLE-GAME BESTS

**Tackles** – 10 vs. New England, 10/14/07, and at N.Y. Giants, 11/11/07  
**Tackles for Loss** – 3 vs. Philadelphia, 12/16/07  
**Sacks** – 3.0 at Carolina, 12/29/05 and vs. Detroit, 12/31/06

### WARE'S GAME-BY-GAME

#### DEFENSE

2005 (Dallas)										2006 (Dallas) cont.									
Game	ST	AT	TT	Sks-Yds	Tkl/Ls	QB Prs	PBU	Game	ST	AT	TT	Sks-Yds	Tkl/Ls	QB Prs	PBU				
W-@ SD 9/11	2	1	-	3				L- NO 12/10	4	0	-	4	1.0(-7)						
L- Was 9/19	2	2	-	4				W-@ Atl 12/16	4	2	-	6	0.5(-1)		2				
W-@ SF 9/25	1	0	-	1	1.0(2)		1	L- Phi 12/25	4	2	-	6	1.0(-16)		1				
L-@ Oak 10/2	2	1	-	3	1.0(-8)		1	L- Det 12/31	5	3	-	8	3.0(-11)						
W- Phi 10/9					1.0(-9)			<b>Totals</b>	<b>61</b>	<b>21</b>	<b>-</b>	<b>82</b>	<b>11.5(-89)</b>	<b>5(-8)</b>	<b>4</b>	<b>3</b>			
W- NYG 10/16	2	2	-	4	1.0(-10)			<b>Playoffs</b>											
L-@ Sea 10/23	3	2	-	5		1(-2)	3	L-@ Sea 1/6/07	1	0	-	1		1(-7)					
W- Ari 10/30	3	1	-	4			3												
W-@ Phi 11/14	6	0	-	6		1(-3)	1												
W- Det 11/20	2	1	-	3		2(-3)													
L- Den 11/24	5	1	-	6															
L-@ NYG 12/4	3	4	-	7		2(-4)	4												
W- KC 12/11	2	3	-	5			3												
L-@ Was 12/18	2	1	-	3			1												
W-@ Car 12/24	6	2	-	8	3.0(-13)	1(-1)	1												
L- STL 1/1/06	2	1	-	3	1.0(-5)	1(-2)													
<b>Totals</b>	<b>43</b>	<b>22</b>	<b>-</b>	<b>65</b>	<b>8.0(-47)</b>	<b>11(-19)</b>	<b>19</b>												

#### 2006 (Dallas)

Game	ST	AT	TT	Sks-Yds	Tkl/Ls	QB Prs	PBU
L-@ Jac 9/10	4	3	-	7	2(-2)	1	1
W- Was 9/17	4	0	-	4	1.0(-11)		1
W-@ Ten 10/1	4	0	-	4			
L-@ Phi 10/8	2	1	-	3	1.0(-8)	1(-1)	
W- Hou 10/15	2	2	-	4			
L- NYG 10/23	6	2	-	8	1.0(-10)		2
W-@ Car 10/29	2	3	-	5			
L-@ Was 11/5	6	0	-	6	1.0(-9)		
W-@ Ari 11/12	2	1	-	3	1.0(-9)		
W- Ind 11/19	4	0	-	4	1.0(-7)		
W- TB 11/23	2	1	-	3		1(-2)	
W-@ NYG 12/3	6	1	-	7	1(-3)		

#### 2007 (Dallas)

Game	ST	AT	TT	Sks-Yds	Tkl/Ls	QB Prs	PBU	
W- NYG 9/9	2	0	-	2			2	
W-@ Mia 9/16	3	0	-	3			1	
W-@ Chi 9/23	2	3	-	5	2.0(-18)	1(-1)	3	
W- StL 9/30	1	2	-	3	1.0(-8)	1(-1)	3	
W-@ Buf 10/8	3	3	-	6	1.5(-14)		3	
L- NE 10/14	6	4	-	10	1.0(-5)	1(-1)	1	
W- Min 10/21	2	3	-	5	1(-1)	2	1	
W-@ Phi 11/4	7	1	-	8	1.5(-7)		1	
W-@ NYG 11/11	5	5	-	10	1.0(-14)		1	
W- Was 11/18	4	3	-	7	1.0(-6)		3	
W- NYJ 11/22	0	2	-	2		1(-1)	1	
W- GB 11/29	3	0	-	3	1.0(-9)		1	
W-@ Det 12/9	3	1	-	4			1	
L- Phi 12/16	3	0	-	3	1.0(-9)	3(-10)	2	
W-@ Car 12/22	1	2	-	3	2.0(-12)		3	
L-@ Was 12/30	5	1	-	6	1.0(-7)			
<b>Totals</b>	<b>50</b>	<b>30</b>	<b>-</b>	<b>80</b>	<b>14.0(-110)</b>	<b>8(-15)</b>	<b>27</b>	<b>4</b>


#### Playoffs

L- NYG 1/13/08 ..... 3 1 - 4 1.0(-9)



# PATRICK WATKINS

6-5 • 215 • 12/18/82  
Florida State • D-5 for '06 (138th overall)  
NFL: 3rd Year • Cowboys: 3rd Year  
Games/Starts: 2007-14/0; Career-28/9;  
Postseason: 2007-1/0; Career-2/1.



**PRO:** Patrick Watkins is an athletic, instinctive safety from Florida State who has displayed good range and a nose for the ball in his first two seasons. He is a strong contributor on special teams as he continues to establish himself in the defensive secondary rotation.

### TRANSACTION SUMMARY:

**4/30/06:** Drafted in the fifth round (138th overall) by Dallas.

#### 2007:

- Played in 14 regular season games and led the team with 25 special teams tackles along with 30 tackles and one interception on defense.
- Led the team with three special teams tackles at Miami (9/16) and added a season-high five stops on defense.
- Recorded his first career tackle for a loss and one tackle at Buffalo (10/8).
- Led the team with a season-high five stops on special teams against New England (10/14) and had another stop on defense.
- Had his first career touchdown against Minnesota (10/21) with a 68-yard touchdown return on a blocked field goal by Chris Canty. It marked the second-longest return of a field goal attempt in club history (94 by Jerry Norton – 12/9/62).
- Had one tackle and an interception at the N.Y. Giants (11/11) to end their final drive along with two special teams tackles.
- Suffered an ankle injury on punt coverage against Philadelphia (12/16) and did not return. Missed the next two games with the ankle injury.
- Played mainly on special teams and tied for the team lead with two stops in the Divisional Playoff Game against the N.Y. Giants (1/13/08).

#### 2006:

- Played in 14 regular season games, including nine starts, and started the wild card playoff game.
- Finished the season with three interceptions (second among rookies in the NFL) and second on the team behind Roy Williams. Had 49 tackles (eighth on the team) and tops among team rookies.
- At Jacksonville (9/10), became the sixth Cowboys rookie to start a season opener at free safety, the first since Michael Downs in 1981 and finished the game second on the team with a season-high seven tackles.
- Tied for the team lead with six tackles and forced a fumble against Washington (9/17).
- Returned a Vince Young fumble 53 yards to set up the Cowboys final touchdown of the game at Tennessee (10/1) and added seven tackles to lead the team and tie his season high.
- Was inactive the next two games as Keith Davis took over as the starter for the next six games.
- Returned to action at Arizona (11/12) in a reserve role and had his first career interception, a third quarter pick of Matt Leinart.
- Against Tampa Bay (11/23), added one tackle and also posted his first two special teams tackles.
- Returned to the starting lineup at Atlanta (12/16) and intercepted Matt Schaub at the end of the game and finished with four tackles.
- Had his third interception of the year against Detroit (12/31) adding five tackles and two special team stops.
- In his postseason debut at Seattle (1/6/07), had three tackles as the starting free safety.

#### COLLEGE:

- Finished his collegiate career with 13 interceptions and played in 49 consecutive games at Florida State.
- As a senior, played in all 13 games, including 10 starts, and finished third on the team with 77 tackles, tied for the team lead with three interceptions and earned honorable-mention All-ACC honors. Helped lead his team to the Orange Bowl, where they lost to third-ranked Penn State, 26-23, in overtime.
- Started all 12 games as a junior and helped lead the Seminoles to a 10-3 record and a victory over West Virginia in the Gator Bowl. Finished with four interceptions (tied for second in the ACC with teammate Antonio Cromartie) and was second on the team with a career-high 10 pass breakups. Added 56 tackles (second among team defensive backs) and tied for the team lead with two fumble recoveries and two forced fumbles.
- As a sophomore, played in all 13 games and helped lead the Seminoles to a 10-3 record and a berth in the Orange Bowl against Miami. Tied for the team lead with a then single-season career-high three interceptions and tied for fifth in the ACC in interceptions-per-game. Ranked third on the team with eight pass breakups and fifth on the team with 62 tackles.
- Played in 11-of-14 games, including the Sugar Bowl loss to Georgia as a freshman with 10 tackles.

#### PERSONAL:

- Patrick Watkins attended Lincoln High School in Tallahassee, Fla., where he was a first-team All-America selection by the *USA Today*, an All-America selection by *Parade* magazine, and the top-rated prep safety in the nation by *TheInsiders.com* and *Max Emfinger*.
- As a senior, notched 140 tackles, six interceptions and two fumble recoveries. He also had six kickoff returns for touchdowns.
- Was a social science major at Florida State.
- 2006 Dallas Cowboys Rookie Club.

- Dallas Cowboys Thanksgiving Day Meal at The Salvation Army.
- Annual team Holiday Hospital Visits.
- Salvation Army Angel Tree Christmas Program.
- Happy Hill Farm Kickoff Luncheon and Cookbook.

## WATKINS'S COWBOYS TOTALS

Year Team	GP-GS	DEFENSE										FUMBLES REC				INTERCEPTIONS			
		ST	AT	TT	Sks-Yds	Tk/Ls	QB Prs	PBU	FF	No	Yds	Avg	Lg	TD	No	Yds	Avg	Lg	TD
2006 Dallas	14-9	34	15	-49	0.0(0)	0(0)	0	6	2	1	53	53.0	53	0	3	45	15.0	24	0
2007 Dallas	14-0	18	12	-30	0.0(0)	1(-3)	0	3	0	0	0	0.0	0	0	1	0	0.0	0	0
<b>Totals</b>	<b>28-9</b>	<b>52</b>	<b>27</b>	<b>-79</b>	<b>0.0(0)</b>	<b>1(-3)</b>	<b>0</b>	<b>9</b>	<b>2</b>	<b>1</b>	<b>53</b>	<b>53.0</b>	<b>53</b>	<b>0</b>	<b>4</b>	<b>45</b>	<b>11.3</b>	<b>24</b>	<b>0</b>
<b>Playoffs</b>																			
2006 Dallas	1-0	2	1	-3	0.0(0)	0(0)	0	0	0	0	0	0.0	0	0	0	0	0.0	0	0
2007 Dallas	1-0	0	0	-0	0.0(0)	0(0)	0	0	0	0	0	0.0	0	0	0	0	0.0	0	0
<b>Totals</b>	<b>2-0</b>	<b>2</b>	<b>1</b>	<b>-3</b>	<b>0.0(0)</b>	<b>0(0)</b>	<b>0</b>	<b>0</b>	<b>0</b>	<b>0</b>	<b>0</b>	<b>0.0</b>	<b>0</b>	<b>0</b>	<b>0</b>	<b>0</b>	<b>0.0</b>	<b>0</b>	<b>0</b>

## ADDITIONAL STATISTICS

Special Team Tackles - 2006 (4 stops),  
2007 (25 stops). Total - 29 stops.  
Kickoff Returns - 2006 (1 for 0 yds).

## SINGLE-GAME BESTS

Tackles - 7 at Jacksonville, 9/10/06 and  
at Tennessee, 10/1/06

WATKINS'S GAME-BY-GAME  
DEFENSE

2006 (Dallas)										2007 (Dallas)												
Game	ST	AT	TT	INTs		Lg	TD	Tackles	PBU	FF	Game	ST	AT	TT	INTs		Lg	TD	Tackles	PBU	FF	
				Tk/Ls	No/Yds										Tk/Ls	No/Yds						
L-@ Jac 9/10	6	1	-7								L-@ Jac 9/10	6	1	-7								
W- Was 9/17	5	1	-6								W- NYG 9/9	2	1	-3								
W-@ Ten 10/1	4	3	-7	2							W-@ Mia 9/16	1	4	-5								
L-@ Phi 10/8	2	0	-2								W-@ Chi 9/23	0	2	-2								
W- Hou 10/15	1	1	-2								W- STL 9/30	0	1	-1								
L- NYG 10/23	4	2	-6								W-@ Buf 10/8	1	0	-1	1(-3)							
W-@ Car 10/29				Inactive							L- NE 10/14	1	0	-1								
L-@ Was 11/5				Inactive							W- Min 10/21	1	0	-1								
W-@ Ari 11/12				1	1/24	24	0				W-@ Phi 11/4	0	1	-1								
W- Ind 11/19	1	0	-1								W-@ NYG 11/11	1	0	-1		1	1/0	0	0			
W- TB 11/23	0	1	-1								W- Was 11/18	2	1	-3								
W-@ NYG 12/3	1	0	-1								W- NYJ 11/22	4	0	-4								
L- NO 12/10	1	0	-1								W- GB 11/29	3	1	-4		1						
W-@ Atl 12/16	2	2	-4	1	1/0	0	0				W-@ Det 12/9	1	0	-1		1						
L- Phi 12/25	5	1	-6								L- Phi 12/16	1	1	-2								
L- Det 12/31	2	3	-5	1	1/21	21	0				W-@ Car 12/22					Inactive/Injured - Ankle						
<b>Totals</b>	<b>34</b>	<b>15</b>	<b>-49</b>	<b>6</b>	<b>3/45</b>	<b>24</b>	<b>0</b>				<b>Totals</b>	<b>18</b>	<b>12</b>	<b>-30</b>	<b>1(-3)</b>	<b>3</b>	<b>1/0</b>	<b>0</b>	<b>0</b>			
<b>Playoffs</b>																						
L-@ Sea 1/6/07	2	1	-3								L- NYG 1/13/08											

## WATKINS' INTERCEPTIONS BY QUARTERBACK

Jon Kitna .....1    Matt Leinart .....1    Eli Manning ..... 1    Michael Vick .....1



## ROY WILLIAMS

6-0 • 221 • 8/14/80  
Oklahoma • D-1 for '02 (8th overall)  
NFL: 7th Year • Cowboys: 7th Year  
Games/Starts: 2007-15/13; Career-95/93;  
Postseason: 2007-1/1; Career-3/3.



Safety

## PRO BOWLS



**PRO:** The eighth overall pick in the 2002 NFL Draft, Roy Williams has made the last five Pro Bowls, joining three other Cowboys safeties who made five-or-more Pro Bowls: Cliff Harris (six), Mel Renfro (five at safety, five at cornerback), and Darren Woodson (five). Since his rookie



season, Williams has started 93 of his 95 regular season games. His 92 consecutive starts, including playoffs, was the longest active streak on the team when it ended against the N.Y. Jets (11/22/07) as the team opened with three cornerbacks. He earned All-Rookie honors in 2002, when he tied for the NFL lead among rookies with five interceptions, and then earned All-Pro and Pro Bowl honors in his second season. He also made the Pro Bowl following the 2004, 2005, 2006 and 2007 seasons. A ferocious run stopper and a big playmaker against the pass, Williams sees more time playing closer to the line of scrimmage in Wade Phillips's 3-4 scheme. He has led the club in interceptions twice, in 2002 and 2006, and has returned three of his 19 career interceptions for touchdowns. He is currently tied for 13th in club history in career interceptions. He is one touchdown shy of the club record of four interception returns for a touchdown, which is held by Dennis Thurman and Dexter Coakley. He has also 6.5 career sacks. A sound tackler who has a nose for the ball, Williams has a knack for making the big hit and stopping runners without yielding additional yards.

#### TRANSACTION SUMMARY:

**12/17/07:** Placed on Reserve/Suspended for one game.

**8/2/06:** Signed a four-year contract extension with Dallas through 2010.

**4/20/02:** Drafted in the first round (8th overall) by Dallas.

#### 2007:

- Named to his fifth consecutive Pro Bowl at the strong safety position. Was one of 13 Cowboys selected – setting a team and NFL record.
- Second on the team with 115 tackles – his third season with at least 100 tackles.
- Fourth on the team with two interceptions and fifth on the club with five passes defensed.
- At Miami (9/16), recorded a fourth quarter interception that allowed Dallas to run out the clock. Also added five tackles – including his 500th career stop.
- At Chicago (9/23), registered his second interception of the season with another fourth quarter pick – marking his second consecutive game with an interception for the first time since his rookie season in 2002 when he picked off passes in three straight games. Also added six tackles, two pass deflections and a fumble recovery.
- At Buffalo (10/8), tied for the team lead with nine tackles.
- Against New England (10/14), tied for second on the team with a then season-high nine tackles.
- Against Minnesota (10/21), recorded eight tackles – second on the team – with one pass breakup as the Vikings were held to two-of-12 (17%) on third downs, 72 passing yards and zero points in the second half.
- At the N.Y. Giants (11/11), tied for the team lead with a season-high 12 tackles.
- Against Washington (11/18), led the team with 11 tackles and added one stop on special teams.
- On Thanksgiving Day against the N.Y. Jets (11/22), had his streak of consecutive starts end at 92 as the team opened with three cornerbacks.
- In the division clinching win at Detroit (12/9), led the team with 11 tackles and had a pass breakup.
- Against Philadelphia (12/16), led the team for the second consecutive week with nine tackles (seven solos).
- Missed the win at Carolina (12/22) while on the Reserve/Suspended list due to a league suspension for a horse-collar tackle against Philadelphia (12/16).
- Returned to action at Washington (12/30) and recorded eight tackles (second on the team).

#### 2006:

- Earned fourth straight Pro Bowl selection, after leading the team with five interceptions, which tied a career-high and tied for 10th in the NFL.
- Also had two fumble recoveries and finished with a team-high seven of the Cowboys 31 takeaways.
- Ranked second on the team with 17 pass breakups and fourth on the team with 86 tackles.
- From 2002-06, one of five defensive backs (Ronde Barber, Brian Dawkins, Rodney Harrison and Deshaea Townsend) to post three seasons of at least two sacks and two interceptions in the same season.
- In the season-opening loss at Jacksonville (9/10) recorded five tackles and his first interception of the year.
- In the home-opening victory over Washington (9/17), posted four tackles, a tackle for a loss, two pass breakups and his second interception of the season. The interception came at the Dallas one-yard line in the third quarter with Dallas leading, 17-10.
- In the 45-14 win at Tennessee (10/1), tied for the team lead with seven tackles. Titans wide receivers were limited to five receptions for 31 yards, and Tennessee gained only 151 passing yards. Also made one special teams tackle and forced a fumble on kickoff coverage that was recovered by Tennessee.
- In the loss at Philadelphia (10/8), led the team with seven tackles. Also recovered an Eagles fumble on the game's opening drive and broke up a pass.
- In the win over Houston (10/15), was third on the team with seven tackles and had two pass breakups. Also recovered a fumble on kickoff coverage that set up a fourth quarter field goal.
- Posted his third interception of the year in the Sunday night win at Carolina (10/29), picking off a Jake Delhomme pass at the Carolina 32-yard line with 4:47 left and Dallas leading 21-14. The theft set up a Marion Barber touchdown run which gave Dallas a 28-14 lead.
- In the win over previously undefeated Indianapolis (11/19), intercepted Peyton Manning at the Dallas one-yard line on third-and-goal in the second quarter. The interception was Williams's fourth of the season and the 16th of his career.
- In the Thanksgiving Day win over Tampa Bay (11/23), registered his fifth interception of the season, tying his career high from 2002. The Bucs were held to 110 passing yards, the lowest passing total Dallas allowed for the season.
- In the playoff-clinching win at Atlanta (12/16), tied for second on the team with six tackles as the Falcons were limited to seven second-half points.
- In the season-ending loss to Detroit (12/31), was second on the team with a season-high 10 tackles and tied a career-high with three pass breakups.
- In the playoff loss at Seattle (1/6/07), was fourth on the team with six tackles. His fourth quarter interception set up Dallas at its 43-yard line and led to a 29-yard Martin Gramatica field goal, which gave Dallas a 20-13 lead with 10 minutes remaining.

**2005:**

- Was named to his third consecutive Pro Bowl after starting all 16 games and finishing the year ranked second on the club in tackles with 82 stops.
- Tied for the team lead in forced fumbles with three.
- Also tied for third on the team with three interceptions and eight passes defended.
- Was one of just three defensive backs in the NFL – along with Dawkins and Al Harris – to record more than two sacks and two interceptions.
- Among defensive backs, was seventh in the NFC and 12th in the NFL with 2.5 sacks, which tied him for fourth on the team.
- In the season-opening win at San Diego (9/11), recorded five tackles and a half sack – his first sack since 2003. Helped limit LaDainian Tomlinson to 72 rushing yards.
- In the Monday night loss to Washington (9/19), had a sack, two tackles and a pass breakup to go along with a forced fumble on Ladell Betts just before halftime that Keith Davis recovered.
- In a key divisional win over Philadelphia (10/9), had a sack, two tackles and a tackle for a loss. Dallas limited the Eagles top-ranked offense to 129 total yards, including just 110 passing yards.
- In the overtime victory over the N.Y. Giants (10/16), posted five tackles, a pass defended and a special teams tackle. Made his biggest play of the game with 1:26 left in regulation when he tackled Brandon Jacobs at the goal line and forced a fumble that he also recovered.
- In the last-minute loss at Seattle (10/23), intercepted his first pass of the season – the 10th of his career – and added five tackles. His fourth quarter theft of Matt Hasselbeck came at the Seattle 24-yard line, setting up a Dallas field goal.
- In the win over Arizona (10/30), led the team with a season-high nine tackles, including one for a loss, and a pass breakup. The Cardinals were limited to 213 total yards, including just 142 net passing yards, the second-lowest passing total allowed by Dallas on the season.
- In the Monday night win at Philadelphia (11/14), scored the winning touchdown on a 46-yard interception return, giving the Cowboys a 21-20 lead with 2:43 left in the game. It was his second interception of the season and his third career interception return for a touchdown. Also added six tackles.
- In the overtime loss to Denver (11/24) on Thanksgiving Day, led the Cowboys with eight tackles and forced a fumble at the Broncos 10-yard line – which Terence Newman recovered – to set up Dallas's game-tying fourth quarter touchdown.
- In a come-from-behind win at Carolina (12/24), had one interception and two pass breakups. The fourth-quarter interception of Jake Delhomme stopped a Panthers drive at the Dallas eight-yard line. Williams suffered a sprained ankle when he was tackled on the play and saw limited action the rest of the game.

**2004:**

- Earned his second straight Pro Bowl trip after starting all 16 games.
- Finished the year second on the team with 106 tackles, marking the second time in three seasons he recorded 100-or-more tackles.
- Had two interceptions and led the team with five tackles for a loss (-15 yards).
- Was also third on the team with nine passes defended.
- In the home-opening win over Cleveland (9/19), tied for the team lead with six tackles, helping limit quarterback Jeff Garcia to eight-of-28 passing for 66 net yards. Browns starting receivers were limited to four catches for 50 yards.
- In the 21-18 Monday night win at Washington (9/27), had a career-high 14 tackles and two pass deflections. His last tackle of the night, which came at the Dallas 21-yard line, prevented Redskins receiver Rod Gardner from going out of the bounds to stop the clock.
- In the win over Detroit (10/31), led the team with 10 tackles and adding one pass breakup.
- In the Thanksgiving Day victory over Chicago (11/25), posted four tackles and a pressure as the Bears were limited to 49 rushing yards on 20 carries (2.5 yards-per-carry) and 140 total yards, the lowest total allowed by Dallas since Sept. 8, 1996.
- In the Cowboys come-from-behind Monday night victory at Seattle (12/6), recorded seven tackles and forced his first fumble of the season. The fumble occurred when Williams tackled Shaun Alexander in the third quarter for no gain. Dat Nguyen recovered it and ran nine yards to the Seattle 21-yard line. Two plays later, Julius Jones ran 10 yards up the middle for a touchdown, giving Dallas a 26-14 lead.
- Recorded his first interception of the season in the loss against New Orleans (12/12), picking off Aaron Brooks on the opening drive of the second half. His 20-yard return to the Saints 42-yard line set up a drive that resulted in a field goal.
- At Philadelphia (12/19), was third on the team with seven tackles and tied his career-high with three pass breakups. Also had an interception, which he returned 33 yards to the Eagles 46-yard line.

**2003:**

- Followed his outstanding rookie season with an even better sophomore year as he was a major force on the NFL's top-ranked defense, earning All-Pro honors from *The Associated Press* and *The Sporting News*.
- Made the Pro Bowl as the starting free safety after finishing fourth on the team with 86 tackles and second with six tackles for a loss.
- Was one-of-10 defensive backs in the NFL with two-or-more sacks (2.0) and interceptions (two).
- Led the team with nine special teams tackles.
- Against Atlanta (9/7), recorded five tackles, a forced fumble, a sack and a quarterback pressure.
- At the N.Y. Jets (9/28), forced a Curtis Martin fumble at the Cowboys 11-yard line in the second quarter, and the ball rolled into the end zone where it was recovered by Darren Woodson.
- Had his first interception of the year against Arizona (10/5), a fourth quarter pick on the Cardinals final drive of the game. His biggest hit of the day came in the second quarter, when he tackled Emmitt Smith for no gain and ended Smith's day with a fractured left shoulder blade.
- In the 23-21 win over Philadelphia (10/12), had his first sack of the season and finished with six tackles. Late in the game, broke up a goal line pass to Todd Pinkston to prevent a touchdown.
- Against Washington (11/2), had five tackles, two quarterback pressures and his second sack of the season.
- In the Cowboys 24-20 win over Carolina (11/23), had three tackles and his second interception of the season, which he returned 30 yards to the Panthers 11-yard line, setting up a Dallas touchdown. Also recov-

ered a fumble on the game's opening kickoff to set Dallas up for its first points of the game.

- Made his postseason debut at Carolina (1/3/04) and finished third on the team with eight tackles and forced a fumble.

#### 2002:

- Started all 16 games as a rookie and earned NFL All-Rookie honors.
- Finished the year second on the team with 127 tackles, tops in the NFL among rookies and the second-most by a Dallas rookie since Dexter Coakley (136 in 1997).
- Tied teammate Derek Ross and Baltimore safety Ed Reed for the NFL lead among rookies with five interceptions.
- His five interceptions were a team-high and were the most by a Dallas safety since Woodson had five in 1996.
- Was the Cowboys leading scorer on defense, returning two of his interceptions for touchdowns.
- Tied for the team lead with three forced fumbles – ninth in the NFL – and two fumble recoveries – fourth in the NFL.
- One of just 10 defensive backs in the NFL to record multiple sacks (2.0) and interceptions (five).
- Had a forced fumble and a fumble recovery on special teams and finished third on the team with nine pass breakups.
- At Houston (9/8), became the first Cowboys rookie to start the season at safety since Ron Francis in 1987. Posted four tackles and a quarterback pressure in his NFL debut.
- At Philadelphia (9/22), recorded 11 tackles, two tackles for a loss and a fumble recovery.
- In the 13-10 win at St. Louis (9/29), led Dallas with a then career-high 13 tackles and also forced a Marshall Faulk fumble and broke up a Jamie Martin pass. His pressure of quarterback Kurt Warner resulted in a first quarter interception by Greg Ellis and knocked Warner out of the game.
- In a loss to N.Y. Giants (10/6), registered his first career sack, a takedown of Kerry Collins that resulted in a five-yard loss.
- At Indianapolis (11/17), posted 10 tackles and his first career interception – a theft of Peyton Manning at the Cowboys 10-yard line.
- In win over Jacksonville (11/24), had eight tackles, two pass deflections, a forced fumble at the goal line and a diving interception on the sideline that thwarted a deep pass to wide receiver Jimmy Smith.
- In Thanksgiving Day win over Washington (11/28), returned an interception five yards for a touchdown, cutting Dallas's deficit to 20-17 in the third quarter. The play marked his third straight game with an interception, making Williams the first Cowboy to accomplish that feat since James Washington did it from Week 4 to Week 6 in 1994. Michael Downs in 1981 was the last Dallas rookie to accomplish the feat.
- In loss to San Francisco (12/8), tied a season-high with a team-high 13 tackles. Also tied for the team lead with three special teams tackles, including a hit on a kickoff return that forced a fumble by Jimmy Williams – setting up a Dallas field goal.
- At Washington (12/29), recorded seven tackles and accounted for two Redskins turnovers. With 0:56 left in the first half, had his fifth interception of the season and returned it 85 yards for a touchdown to tie the score at 7-7. It was the eighth-longest interception return in club history and the second-longest by a rookie. In the third quarter, the Cowboys Tony Dixon forced a fumble by Derrius Thompson at the Dallas 11-yard line and Williams recovered it.

#### COLLEGE:

- Considered by many to be the nation's top collegiate football player out of the University of Oklahoma in 2001, entered the NFL after his junior season.
- A unanimous All-America and All-Big 12 selection at strong safety.
- Winner of the 2001 Jim Thorpe Award, for being the nation's top defensive back.
- Winner of the Bronko Nagurski Award, which is given to the nation's top defender.
- Named the Big 12 Defensive Player of the Year.
- Led the Sooners to a 10-2 record and a victory over Arkansas in the Cotton Bowl.
- Set a school record with 27 career pass deflections in 2001 to go along with 101 tackles and two sacks.
- Intercepted five passes, recovered three fumbles and broke up 11 passes in his final collegiate season.
- As a sophomore in 2000, helped the Sooners to a 12-0 finish and a national championship with a victory over Florida State in the Orange Bowl. Marked the Sooners first national title since 1985.
- Earned All-America and All-Big 12 honors, and finished the year third on the team with 93 tackles and a school record 12 tackles for a lost yardage.
- Also had four sacks, two interceptions, nine pass breakups and one fumble recovery in 2000.
- In 1999, earned *Sporting News* Freshman All-America honors after tallying 75 tackles and six tackles for losses totaling 21 yards.
- Also had two interceptions and 11 pass deflections.
- As a true freshman in 1998, played in the first three games of the season before suffering a back injury that forced him to miss the rest of the year. Received a medical hardship to regain a year of eligibility.

#### PERSONAL:

- Roy Williams played quarterback, wide receiver and defensive back at James Logan High School in Union City, Calif.
- Was the top-rated defensive back prospect in the western region by *PrepStar* after notching five interceptions and 56 tackles as a senior. Also caught 13 passes for 301 yards and five touchdowns as a wide receiver and rushed for 162 yards and a touchdown on 38 carries.
- Helped Logan go 38-10 in his four years, when it made two North Coast Section Class 4A championship appearances (1994, 1997) and two semifinal appearances (1995, 1996).
- Majored in sociology at Oklahoma.
- After signing his first pro contract, made a \$100,000 contribution toward a new strength-training facility at the University of Oklahoma. The new area, which carries Williams's name, complements the main Robin Siegfried Complex at the Switzer Center.
- 2004 Dallas Cowboys team winner for the NFL Walter Payton Man of the Year Award.
- 2002 Dallas Cowboys Rookie Club.
- Dallas Cowboys/United Way Hometown Huddle.
- Children's Cancer Fund Fashion Show and Luncheon.

- 2003 presented the Cowboys High School Coach of the Year Award to the Texas 5A State Champions Head Coach, Todd Dodge of Southlake Carroll High School.
- JCPenney Afterschool Fund Gala benefiting the Boys and Girls Clubs, 4-H and Junior Achievement.
- 2003 Cowboys NFL United Way spokesperson on a national PSA campaign.
- United Way of Metropolitan Dallas.
- United Way African American Leadership Society.
- Dallas Cowboys Early Thanksgiving Day Meal at The Salvation Army.
- 2004, the United Way of Metropolitan Dallas honored Williams with the Special Recognition Award for his commitment and leadership in the Dallas community.
- 2004 & 2005 Rookie Club Alumni visit at the ChildCareGroup.
- Attended and spoke about his support of The Salvation Army at the team's annual press conference to announce the Thanksgiving Day celebrity performers for the nationally televised halftime.
- Spokesperson for the league's "Join the Team" PSA campaign to promote volunteer work.
- 2005 Several Charity/Community efforts at the Pro Bowl in Honolulu.
- Dallas Cowboys Draft Day/Fan Appreciation Party.
- Honorary "Prince Charming" for the Fairy Tale Ball for the Classics, which is in support of the arts for low-income children.
- Cowboys Jr. Player Development Football Clinic at Texas Stadium.
- Taste of the NFL: The Ultimate Dallas Cowboys Tailgate Party.
- 2006 One of four players selected to represent the NFL and United Way of America in a new series of public service announcements.
- Was also selected as one of *The Sporting News* "Good Guys" in a special section recognizing professional athletes who devise unique programs to help the community.
- In April 2007, joined teammates, DeMarcus Ware, Tony Romo and Terence Newman to attend a The Salvation Army National Advisory Organizations Conference.
- Make-A-Wish Foundation.
- Youth Mentor at Inspiring Body of Christ (IBOC) Church.
- 2007 Selected as one of the NFL Home Depot Neighborhood MVP's and helped refurbish a youth football field.
- Annual team Holiday Hospital Visits.
- Salvation Army Angel Tree Christmas Program.
- Happy Hill Farm Kickoff Luncheon and Cookbook.
- His aunt, Vecepia Towery, was the winner of the popular CBS television series *Survivor: Marquesas* in the spring of 2002.



**MISSION:** The mission of the Roy Williams Safety Net Foundation is to ensure that low-income single mother households raising children in the Dallas community are provided with support, guidance and assistance in an effort to enhance their quality of life.

[www.roywilliamssafetynet.org](http://www.roywilliamssafetynet.org)

### WILLIAMS' COWBOYS TOTALS

Year Team	GP-GS	DEFENSE						INTERCEPTIONS				FUMBLES REC							
		ST	AT	TT	Sks-Yds	Tkl/Ls	QB Prs	PBU	FF	No	Yds	Avg	Lg	TD	No	Yds	Avg	Lg	TD
2002 Dallas	16-16	88	39	- 127	2.0(-9)	7(-13)	8	9	4	5	90	18.0	85	2	3	0	0.0	0	0
2003 Dallas	16-16	58	28	- 86	2.0(-17)	6(-20)	5	8	2	2	69	34.5	39	0	1	0	0.0	0	0
2004 Dallas	16-16	77	29	- 106	0.0(0-0)	5(-15)	4	9	1	2	53	26.5	33	0	0	0	0.0	0	0
2005 Dallas	16-16	62	20	- 82	2.5(-33)	2(-2)	1	8	3	3	52	17.3	46	1	1	0	0.0	0	0
2006 Dallas	16-16	53	33	- 88	0.0(0)	2(-4)	1	17	0	5	33	6.6	27	0	2	0	0.0	0	0
2007 Dallas	15-13	82	33	- 115	0.0(0)	0(0)	2	5	0	2	10	5.0	10	0	1	0	0.0	0	0
<b>Totals</b>	<b>95-93</b>	<b>420</b>	<b>182</b>	<b>- 602</b>	<b>6.5(-59)</b>	<b>22(-54)</b>	<b>21</b>	<b>56</b>	<b>10</b>	<b>19</b>	<b>307</b>	<b>16.2</b>	<b>85</b>	<b>3</b>	<b>8</b>	<b>0</b>	<b>0.0</b>	<b>0</b>	<b>0</b>
<b>Playoffs</b>																			
2003 Dallas	1-1	5	3	- 8	0.0(0)	0(0)	0	0	1	0	0	0.0	0	0	0	0.0	0	0	0
2005 Dallas	1-1	2	4	- 6	0.0(0)	0(0)	0	1	0	1	0	0.0	0	0	0	0.0	0	0	0
2007 Dallas	1-1	1	4	- 5	0.0(0)	0(0)	0	0	0	0	0	0.0	0	0	0	0.0	0	0	0
<b>Totals</b>	<b>3-3</b>	<b>8</b>	<b>11</b>	<b>- 19</b>	<b>0.0(0)</b>	<b>0(0)</b>	<b>0</b>	<b>1</b>	<b>1</b>	<b>1</b>	<b>0</b>	<b>0.0</b>	<b>0</b>	<b>0</b>	<b>0</b>	<b>0.0</b>	<b>0</b>	<b>0</b>	<b>0</b>

Year Team	SPECIAL TEAMS							
	Solo	Ast	Tot	FF	FR	BP	BFG	BXP
2002 Dallas	4	3	- 7	1	1	0	0	0
2003 Dallas	5	4	- 9	0	1	0	0	0
2004 Dallas	4	6	- 10	0	0	0	0	0
2005 Dallas	6	3	- 9	0	0	0	0	0
2006 Dallas	2	5	- 7	1	1	0	0	0
2007 Dallas	2	2	- 4	0	0	0	0	0
<b>Totals</b>	<b>23</b>	<b>23</b>	<b>- 46</b>	<b>2</b>	<b>3</b>	<b>0</b>	<b>0</b>	<b>0</b>

**SINGLE-GAME BESTS**  
**Tackles** - 14 at Washington, 9/27/04  
*Postseason* - 8 at Carolina, 1/3/04

### WILLIAMS' INTERCEPTIONS BY QUARTERBACK

Jake Delhomme	3	Jeff Blake	1	Trent Green	1	Patrick Ramsey	1
Mark Brunell	2	Aaron Brooks	1	Rex Grossman	1	Danny Wuerffel	1
Donovan McNabb	2	A.J. Feely	1	Matt Hasselbeck	1		
Peyton Manning	2	Brad Gradkowski	1	Byron Leftwich	1		

\*Postseason (1)

WILLIAMS' GAME-BY-GAME  
DEFENSE

2002 (Dallas)

Game	ST	AT	TT	INTs			
				Tk/ Ls	PBU	No/ Yds	Lg TD
L-@ Hou 9/8	4	0	4				
W- Ten 9/15	5	0	5				
L-@ Phi 9/22	7	4	11	2(-2)			
W-@ STL 9/29	10	3	13		1		
L- NYG 10/6	4	1	5				
W- Car 10/13	4	2	6				
L-@ Ari 10/20	3	4	7		2		
L- Sea 10/27	7	2	9	1(-4)			
L-@ Det 11/3	5	2	7	2(-4)			
L-@ Ind 11/17	7	3	10		1	1/0	0 0
W- Jac 11/24	6	2	8		2	1/0	0 0
W- Was 11/28	1	5	6		1		
L-@ SF 12/8	10	3	13	1(-2)		1/5	5t 1
L-@ NYG 12/15	5	2	7				
L- Phi 12/21	6	3	9	1(-1)		1/0	0 0
L-@ Was 12/29	4	3	7			1/85	85t 1
<b>Totals</b>	<b>88</b>	<b>39</b>	<b>127</b>	<b>7(-13)</b>	<b>9</b>	<b>5/90</b>	<b>85t 2</b>

2003 (Dallas)

Game	ST	AT	TT	INTs			
				Tk/ Ls	PBU	No/ Yds	Lg TD
L- Atl 9/7	3	2	5				
W-@ NYG 9/15	5	1	6		1		
W-@ NYJ 9/28	4	2	6			1/39	39 0
W- Ari 10/5	1	0	1		3		
W- Phi 10/12	2	4	6	1(-5)	1		
W-@ Det 10/19	2	1	3				
L-@ TB 10/26	3	2	5				
W- Was 11/2	3	2	5				
W- Buf 11/9	7	0	7				
L-@ NE 11/16	2	3	5	1(-4)			
W- Car 11/23	2	1	3		1	1/30	30 0
L- Mia 11/27	9	3	12				
L-@ Phi 12/7	6	0	6	1(-3)			
W-@ Was 12/14	3	4	7	1(-1)	1		
W- NYG 12/21	4	2	6	2(-7)			
L-@ NO 12/28	2	1	3		1		
<b>Totals</b>	<b>58</b>	<b>28</b>	<b>86</b>	<b>6(-20)</b>	<b>8</b>	<b>2/69</b>	<b>39 0</b>

Playoffs

L-@ Car 1/3/04	5	3	8				
----------------	---	---	---	--	--	--	--

2004 (Dallas)

Game	ST	AT	TT	INTs			
				Tk/ Ls	PBU	No/ Yds	Lg TD
L-@ Min 9/12	5	2	7				
W- Cle 9/19	5	1	6				
W-@ Was 9/27	13	1	14		2		
L- NYG 10/10	1	1	2	1(-1)			
L- Pit 10/17	3	4	7				
L-@ GB 10/24	6	2	8	1(-1)	1		
W- Det 10/31	7	3	10				
L-@ Cin 11/7	6	2	8				
L- Phi 11/15	2	0	2		2		
L-@ Bal 11/21	3	1	4				
W- Chi 11/25	3	1	4				
W-@ Sea 12/6	4	3	7				
L- NO 12/12	3	2	5	2(-7)	1	1/20	20 0
L-@ Phi 12/19	7	0	7		3	1/33	33 0
W- Was 12/26	3	4	7	1(-6)			
L-@ NYG 1/2/05	6	2	8				
<b>Totals</b>	<b>77</b>	<b>28</b>	<b>106</b>	<b>5(-15)</b>	<b>9</b>	<b>2/53</b>	<b>33 0</b>

2005 (Dallas)

Game	ST	AT	TT	INTs			
				Tk/ Ls	PBU	No/ Yds	Lg TD
W-@ SD 9/11	3	2	5				
L- Was 9/19	2	0	2		1		
W-@ SF 9/25	4	1	5		1		
L-@ Oak 10/2	6	1	7				
W- Phi 10/9	2	0	2	1(-1)			
W- NYG 10/16	4	1	5		1		
L-@ Sea 10/23	4	1	5		1	1/0	0 0
W- Ari 10/30	7	2	9	1(-1)	1		
W-@ Phi 11/14	3	3	6		1	1/46	46t 1
W- Det 11/20	4	2	6				
L- Den 11/24	8	0	8				
L-@ NYG 12/4	4	3	7				
W- KC 12/11	6	0	6				
L-@ Was 12/18	4	3	7				
W-@ Car 12/24	0	1	1		2	1/6	6 0
L- STL 1/1/06	1	0	1				
<b>Totals</b>	<b>62</b>	<b>20</b>	<b>82</b>	<b>2(-2)</b>	<b>8</b>	<b>3/52</b>	<b>46t 1</b>

2006 (Dallas)

Game	ST	AT	TT	INTs			
				Tk/ Ls	PBU	No/ Yds	Lg TD
L-@ Jac 9/10	2	3	5		2	1/0	0 0
W- Was 9/17	4	0	4	1(-1)	2	1/0	0 0
W-@ Ten 10/1	4	3	7				
L-@ Phi 10/8	3	4	7		1		
W- Hou 10/15	4	3	7		2		
L- NYG 10/23	4	3	7				
W-@ Car 10/29	0	1	1		1	1/0	0 0
L-@ Was 11/5	3	3	6	1(-3)	1		
W-@ Ari 11/12	1	0	1		1		
W- Ind 11/19	2	2	4		1	1/6	6 0
W- TB 11/23	2	1	3		1	1/27	27 0
W-@ NYG 12/3	7	1	8		1		
L- NO 12/10	4	3	7		1		
W-@ Atl 12/16	5	1	6				
L- Phi 12/25	2	1	3				
L- Det 12/31	6	4	10		3		
<b>Totals</b>	<b>53</b>	<b>33</b>	<b>86</b>	<b>2(-4)</b>	<b>17</b>	<b>5/33</b>	<b>27 0</b>

Playoffs

L-@ Sea 1/6/07	2	4	6		1	1/0	0 0
----------------	---	---	---	--	---	-----	-----

2007 (Dallas)

Game	ST	AT	TT	INTs			
				Tk/ Ls	PBU	No/ Yds	Lg TD
W- NYG 9/9	5	3	8				
W-@ Mia 9/16	4	1	5		1	1/10	10 0
W-@ Chi 9/23	3	3	6		2	1/0	0 0
W- STL 9/30	2	2	4				
W-@ Buf 10/8	6	2	8				
L- NE 10/14	5	4	9				
W- Min 10/21	4	4	8		1		
W-@ Phi 11/4	3	2	5				
W-@ NYG 11/11	10	2	12				
W- Was 11/18	10	1	11				
W- NYJ 11/22	5	1	6				
W- GB 11/29	5	0	5				
W-@ Det 12/9	6	5	11		1		
L- Phi 12/16	7	2	9				
W-@ Car 12/22						Reserve/Suspended	
L-@ Was 12/30	7	1	8				
<b>Totals</b>	<b>82</b>	<b>33</b>	<b>115</b>		<b>5</b>	<b>2/10</b>	<b>10 0</b>

Playoffs

L- NYG 1/13/08	1	4	5				
----------------	---	---	---	--	--	--	--



# JASON WITTEN

6-5 • 262 • 5/6/82  
 Tennessee • D-3 for '03 (69th overall)  
 NFL: 6th Year • Cowboys: 6th Year  
 Games/Starts: 2007-16/16; Career 79/70.  
 Postseason: 2007-1/1; Career- 3/3.



**Tight End**

**PRO BOWLS**



**PRO:** Through five seasons, Jason Witten has emerged as one of the top tight ends in the NFL and one of the most prolific pass catching tight ends in Cowboys history. He has appeared in four consecutive Pro Bowl games and now trails only Jay Novacek (five) for the most Pro Bowl appearances by a Cowboys tight end. After a 2007 season that saw Witten establish a club tight end record with 96 catches while also becoming the first tight end in franchise history – 13th in league history – to top 1,000 yards in a season, Witten now owns the top spot for career receiving yards among club tight ends (sixth among all Dallas pass catchers) in club record books – 3,983 yards entering the 2008 season. For his career, Witten has caught 348 passes which is atop the charts for Cowboys tight ends and good for seventh among all Dallas pass catchers. His 96 catches last year tied the third-most ever by a tight end in the league and were the most by an NFC tight end. His reception total from 2007 allowed him to become just the eighth tight end in league history, first in Cowboys history, to put together four consecutive seasons with at least 60 catches. Witten already has four of the Cowboys top-five reception totals in a season by a tight end, including his team tight end record 96 catches in 2007. His 87 catches in 2004 rank second, his 66 in 2005 rank fourth and his 64 catches in 2006 are tied for fourth with Doug Cosbie (1985). Witten also has four of the top-six receiving yard totals in a season by a club tight end, including his tight end record of 1,145 from 2007. His 980 in 2004 are second while his 757 (2005) are fifth and the 754 (2006) are sixth. Witten actually began his collegiate career at the University of Tennessee as a defensive end, but he switched to tight end as a freshman. In three years, he quickly became one of the best tight ends in college football and left school after his junior season. As the Cowboys third round pick in 2004 (69th overall), Witten got off to a slow start as a rookie, catching just eight passes in his first eight games before turning things around in the second half of the season, when he tallied 27 receptions. He finished the season with 35 receptions for 347 yards and one touchdown. His career took off in 2004 when he became quarterback Vinny Testaverde's go-to receiver. That trend has continued through each of the following seasons. Of his 348 career receptions, 198 have gone for first downs, including 69 on third or fourth down. A model of durability, Witten has appeared in 82 of a possible 83 games, missing just one game after breaking his jaw against Arizona (10/5/03) and undergoing surgery to have three plates put in on Oct. 6, 2003.

**TRANSACTION SUMMARY:**

- 7/22/06: Signed a six-year contract extension with Dallas through 2012.
- 4/26/03: Drafted in the third round (69th overall) by Dallas.

**2007:**

- Put together the most prolific pass catching season by a tight end in club history, establishing franchise tight end records for catches (96 – third in the NFC, first among tight ends, 10th in the NFL, second among tight ends), receiving yards (1,145 – 14th in the league, second among tight ends) and a career-high seven touchdowns.
- Named to his fourth consecutive Pro Bowl – the second-most by a tight end in club history (Novacek, five) as one of a league record 13 Cowboys to play in the all-star game.
- Also earned All-NFL Team honors by the Pro Football Writers.
- Became the eighth tight end in league history to record at least 60 catches in four consecutive seasons.
- Opened the season against the N.Y. Giants (9/9) with one of the best days of his career, catching six passes for 116 yards (second-most of his career and the sixth-best by a tight end) and one touchdown.
- Added six catches for 90 yards and a touchdown at Chicago (9/23) to pass 3,000 career receiving yards, the fourth tight end in franchise history to accomplish that feat, joining Cosbie (3,728), Novacek (3,576) and Billy Joe DuPree (3,565).
- Became the club's third all-time leading tight end in receptions, passing DuPree (267) with six catches against St. Louis (9/30).
- Led the team with nine catches for 103 yards and a touchdown at Buffalo (10/8). The 103 yards tied Cosbie for the 13th-highest yardage output by a tight end in club history while the touchdown was his third consecutive game with a score – the longest streak of his career.
- Led the team with a then single-game high 10 catches for 86 yards against Minnesota (10/21).
- Had a career-long 53-yard reception at Philadelphia (11/4) along with three receptions for 77 yards and one score.
- Against the N.Y. Jets (11/22) on Thanksgiving Day, finished with four catches for 54 yards and a touchdown to move into seventh place – second among tight ends – on the club's all-time receiving yards list.
- With six catches against Green Bay (11/29) recorded his 65th catch of the season, marking the fourth consecutive season with 60-or-more catches to become the eighth tight end in NFL history – first in team history – to accomplish that feat.
- Had a career-day at Detroit (12/9) catching a single-game career-high and team record 15 passes for a career-high 138 yards (second-most by a tight end in club history) and the game-winning touchdown.

- The Lions game marked his third 100-yard day of the season and fifth of his career and his touchdown catch was his seventh of the season to establish a career-high.
- Added 113 yards on eight catches against Philadelphia (12/16) to become the first tight end in franchise history to record back-to-back 100-yard games.
- The Eagles game allowed him to surpass 1,000 receiving yards on the season to establish a career-high and mark the first time in team history – 13th time in NFL history – a tight end topped 1,000 yards in a season.

#### 2006:

- Continued his emergence as one of the NFL's elite tight ends, earning his third consecutive Pro Bowl appearance after ranking second in the NFC, sixth in the NFL among tight ends with 64 catches and 754 yards.
- Became the first tight end in Cowboys history to have at least 60 receptions in three consecutive seasons, and one of just 10 tight ends in NFL history to accomplish that feat – Novacek (1992, 1995) and Cosbie (1984, 1985) are the only other Cowboys tight ends to record at least 60 receptions.
- Recorded his 200th career catch with four catches for 51 yards against Philadelphia (10/8).
- Logged a season-high seven catches for 80 yards and a touchdown in a Sunday night win at Carolina (10/29), Tony Romo's first career start.
- Had 73 receiving yards against the N.Y. Giants, including a then career-long 42-yard reception in the final minute, setting up Martin Gramatica's winning field goal.
- In his second career playoff game, had a team-high 57 receiving yards – including a 32-yard catch on fourth-and-two to setup a touchdown before halftime – on three catches at Seattle (1/6/07).

#### 2005:

- Became the first Dallas tight end to have at least 65 receptions in consecutive seasons and was named to his second consecutive Pro Bowl to become the fourth tight end to have made multiple Pro Bowl appearance – Novacek (five), Cosbie (three) and DuPree (three).
- Among tight ends, finished third in the NFC and sixth in the NFL with 66 receptions; fourth in the NFC and seventh in the NFL with 757 receiving yards; and fourth in the NFC and tied for sixth in the NFL with six touchdown receptions, tying a career high.
- Led the team with six receptions for 85 yards and a touchdown at San Francisco (9/25) as each of his receptions went for a first down.
- At Oakland (10/2), led the team with five catches for 49 yards, and four of his catches went for a first down, including three on third down.
- Had five catches for 56 yards – including a 26-yard catch in overtime to extend a drive that resulted in the game-winning field goal – and a touchdown against the N.Y. Giants (10/16).
- Against Arizona (10/30), was second on the team with five catches for a game-high 71 yards, including a season-long 34-yard catch.
- Tied a career-high with nine catches for 82 yards and a touchdown against Denver (11/24).
- Had just one catch at the N.Y. Giants (12/4) that marked his 50th catch of the season.
- Posted a season-high 93 yards and a touchdown on seven catches against Kansas City (12/11).
- Finished the season with four catches for 50 yards and a touchdown against St. Louis (1/1/06).

#### 2004:

- In just his second pro season, became the first Dallas tight end to make the Pro Bowl since Novacek in 1995 after leading the team – tied for seventh in the NFC and 11th in the NFL – with 87 receptions and a then career-high six touchdown catches.
- The 87 catches ranked first in the NFC and second in the NFL among tight ends.
- Joined Cosbie as the only tight ends to lead Dallas in receptions in a season.
- Was second on the team with 980 receiving yards – 12th in the NFC, 27th in the league, first among NFC tight ends and second among league tight ends – just one fewer than team leader Keyshawn Johnson.
- Scored his first touchdown of the season on a 10-yard catch at Washington (9/27), helping the Cowboys win 21-18.
- Led the team with five receptions for 35 yards against the N.Y. Giants (10/10).
- At Green Bay (10/24), led the team with eight catches for 112 yards and a touchdown to mark the first 100-yard receiving game by a Dallas tight end since Novacek had 104 yards against Green Bay in the playoffs on Jan. 8, 1995.
- Had a career-long 42-yard touchdown catch against the Packers to mark the longest by a Dallas tight end since Cosbie's 61-yard touchdown catch at the Giants on Oct. 30, 1983.
- Set a then career-high with nine catches – the most by a Dallas tight end since Novacek had 11 against Green Bay (1/8/95) – for 84 yards and a touchdown against Detroit (10/31).
- Averaged a season-high 16.2 yards-per-catch at Cincinnati (11/7) and led the team with six receptions for 97 yards, including catches of 18, 25 and 33 yards.
- Set career-highs against Philadelphia (11/17) for receiving yards (133 – the second-most by a Dallas tight end, behind Cosbie's 159 yards at Detroit on Sept. 15, 1985) and touchdowns (two – the first multiple-touchdown game by a Dallas tight end since Jackie Harris had two against San Francisco on Sept. 24, 2000) and tied a career high with nine receptions.
- Recovered an onside kick at the Cowboys 43-yard line that set up the winning touchdown drive in a come-from-behind win at Seattle (12/6).
- Against New Orleans (12/12), led the team with four receptions for 59 yards.
- Moved past Cosbie's club record for receiving yards in a season (793 yards) on his first catch, and his second catch moved him past Novacek's club record for receptions in a season by a tight end (68 receptions), finishing the game with a team-high six catches for 66 yards.
- In the season finale at the N.Y. Giants (1/2/05), led the team with eight catches for 77 yards and a touchdown.

#### 2003:

- Finished his rookie season with 35 receptions – tied for 18th in the NFL among tight ends, fourth among rookies and tops among rookie tight ends.
- Eighteen of his catches went for a first down, including nine on third down.
- Made his NFL debut and first start in the season opener against Atlanta (9/7), when the Cowboys opened with two tight ends.

- Logged his first career catch – a 13-yarder – against the Falcons.
- Tied for the team lead with four catches for 41 yards before suffering a fractured jaw in the fourth quarter against Arizona (10/5).
- Underwent surgery to have three plates inserted in his jaw Oct. 6 and was inactive against Philadelphia (10/12) and returned to action at Detroit (10/19).
- In the Cowboys 24-20 win over eventual NFC Champion Carolina (11/23), tied for the team lead with six receptions for 49 yards, including a 13-yard reception on third-and-eight with 1:47 left to seal the win.
- On Thanksgiving Day against Miami (11/27), posted season-highs of eight receptions and 58 yards – it was the most receptions in a game by a Dallas tight end since Eric Bjornson had eight at San Francisco (11/10/96). It also tied for the second-most receptions in a game by a Dallas receiver in 2003.
- Blocking at Washington (12/14) helped Troy Hambrick rush for 189 yards, the third-most in club history.
- Had one catch against the N.Y. Giants (12/21), a season-long 36-yard reception that resulted in his first career touchdown – the longest reception by a club tight end since Cosbie's 61-yard scoring catch at the N.Y. Giants on Oct. 30, 1983 – to give Dallas a 10-3 lead in a game Dallas won 19-3 to clinch a playoff berth.
- Had his first career special teams tackle in the season finale at New Orleans (12/28).
- In the wild card playoff game at Carolina (1/3/04), tied for second on the team with four receptions for 30 yards.

**COLLEGE:**

- Left Tennessee after his junior season but still finished third all-time among the school's tight ends with 68 career receptions and fourth all time with 797 receiving yards.
- As a junior, set single-season school records for a tight end in receptions (39) and receiving yards (493) with five touchdowns.
- Selected as a consensus All-Southeastern Conference pick after leading the conference's tight ends in receptions and receiving yards while also being an Academic All-SEC pick.
- Played in every game as a sophomore, including three starts, and finished third on the team with 28 receptions for 293 yards (10.5 yards-per-catch) and two touchdowns.
- Because of a shortage of players, was moved from defensive end to tight end as a freshman and backed up John Finlayson and played in 11 games, with two starts.

**PERSONAL:**

- Attended Elizabethton, Tenn., High School, where he was a consensus All-America selection at linebacker by *PrepStar*, *Parade*, *Gridiron Greats*, *USA Today*, *Blue Chip Illustrated*, and *Street and Smith*.
- As a senior, selected as the *USA Today* Player of the Year for Tennessee, the East Tennessee Player of the Year, Region Defensive Player of the Year and runner-up for the Mr. Football award after recording 163 tackles, nine sacks, two interceptions, two blocked kicks, five forced fumbles and three fumble recoveries.
- Also played tight end, adding 26 receptions for 345 yards and 14 touchdowns.
- As a four-year starter at linebacker and tight end, led his team to the state semifinals three times and earned all-state honors as a junior and senior.
- Holds the school record with 450 career tackles.
- Averaged 15 points and 12 rebounds per-game for the basketball team.
- His wife, Michelle, is an emergency room nurse at Parkland Hospital in Dallas.
- They have two sons, C.J. and Cooper.
- Was an Arts and Sciences major at Tennessee.
- 2003 Dallas Cowboys Rookie Club.
- 2004 – 2007 Cowboys JC Penney Take a Player to School representative, visiting the elementary school of the local winner.
- He and Michelle participated in 2004 Cowboys Football 101 Workshop.
- 2004 and 2005 Children's Cancer Fund Fashion Show and Luncheon.
- 2005 St. Valentine's Leukemia and Lymphoma Society Style Show.
- 2008 Poker for Pets for SPCA of Texas.
- National NFL PSA/Representative for NFL PLAY 60.
- Local Cowboys PSA/Representative for Cowboys PLAY 60.
- 2007 Dallas Cowboys Team Winner for NFL Walter Payton Man of the Year Award.
- 2007 (One of four) NFL Finalists for NFL Walter Payton Man of the Year Award.
- 2008 Taste of the NFL: The Ultimate Dallas Cowboys Tailgate Party for North Texas Food Bank.
- 2008 Stars of Texas...Racing Against The Odds for American Diabetes Association.
- Family Place Christmas Party.
- Jason Witten Youth Football Camp in his home town.
- 2007 Cowboys NFL United Way PSA/Spokesperson.
- Dallas Cowboys Early Thanksgiving Day Meal at The Salvation Army.
- Make-A-Wish Foundation.
- Annual team Holiday Hospital Visits.
- Salvation Army Angel Tree Christmas Program.
- Happy Hill Farm Kickoff Luncheon and Cookbook.



**MISSION:** Jason Witten's S.C.O.R.E. Foundation exists to provide support and assistance for those families and individuals affected by domestic violence. The foundation seeks to aid the recovery of those who have been victims of abuse, and to break the cycle of violence through educational and mentoring programs.

[www.jasonwitten82.com](http://www.jasonwitten82.com)



## WITTEN'S COWBOYS TOTALS

Year Team	GP-GS	RECEIVING				
		No	Yds	Avg	Long	TD
2003 Dallas	15-7	35	347	9.9	361	1
2004 Dallas	16-15	87	980	11.3	421	6
2005 Dallas	16-16	66	757	11.5	34	6
2006 Dallas	16-15	64	754	11.8	42	1
2007 Dallas	16-16	96	1,145	11.9	53	7
<b>Totals</b>	<b>79-70</b>	<b>348</b>	<b>3,983</b>	<b>11.4</b>	<b>53</b>	<b>21</b>
Playoffs						
2003 Dallas	1-1	4	30	7.5	12	0
2006 Dallas	1-1	3	57	19.0	32	0
2007 Dallas	1-1	7	81	11.6	20	0
<b>Totals</b>	<b>3-3</b>	<b>14</b>	<b>168</b>	<b>12.0</b>	<b>32</b>	<b>0</b>

### ADDITIONAL STATISTICS

Fumbles (fumbles/lost) – 2004 (2/1),  
2007 (1/1). Total 3/2.

### SINGLE-GAME BESTS

Receptions – 15 at Detroit, 12/9/07  
 Receiving Yards – 138 at Detroit, 12/9/07  
 Touchdowns – 2 vs. Philadelphia, 11/15/04  
 Long Reception – 53 at Philadelphia,  
 11/4/07 and at Detroit, 12/16/07  
 Yards-per-Catch Average – 19.3 vs. N.Y.  
 Giants, 9/9/07

### 100-YARD RECEIVING GAMES (6 total)

138 at Detroit, 12/9/07 (15 rec.)

133 vs. Philadelphia, 11/15/04 (9 rec.)

116 vs. N.Y. Giants, 9/9/07 (6 rec.)

113 vs. Philadelphia, 12/16/07 (8 rec.)

112 at Green Bay, 10/24/04 (8 rec.)

103 at Buffalo, 10/19/07 (9 rec.)

### WITTEN'S GAME-BY-GAME RECEIVING

2003 (Dallas)					
Game	No.	Yds.	Avg.	Long	TD
L- Atl 9/7	1	13	13.0	13	0
W- @ NYG 9/15	2	25	12.5	15	0
W- @ NYJ 9/28					
W- Ari 10/5	4	41	10.3	18	0
W- Phi 10/12			Inactive/Jaw		
W- @ Det 10/19					
L- @ TB 10/26	1	15	15.0	15	0
W- Was 11/2					
W- Buf 11/9	3	24	8.0	13	0
L- @ NE 11/16	1	6	6.0	6	0
W- Car 11/23	6	49	8.2	13	0
L- Mia 11/27	8	58	7.3	17	0
L- @ Phi 12/7	3	35	11.7	18	0
W- @ Was 12/14					
W- NYG 12/21	1	36	36.0	361	1
L- @ NO 12/28	5	45	9.0	12	0
<b>Totals</b>	<b>35</b>	<b>347</b>	<b>9.9</b>	<b>361</b>	<b>1</b>

#### Playoffs

L- @ Car 1/3/04 4 30 7.5 12 0

2004 (Dallas)					
Game	No.	Yds.	Avg.	Long	TD
W- Cle 9/19	6	82	13.7	24	0
W- @ Was 9/27	3	22	7.3	10	1
L- NYG 10/10	5	35	7.0	10	0
L- Pit 10/17	5	39	7.8	15	0
L- @ GB 10/24	8	112	14.0	421	1
W- Det 10/31	9	84	9.3	17	1
L- @ Cin 11/7	6	97	16.2	33	0
L- Phi 11/15	9	133	14.8	291	2
L- @ Bal 11/21	3	29	9.7	13	0
W- Chi 11/25	1	17	17.0	17	0
W- @ Sea 12/6	5	61	12.2	22	0
L- NO 12/12	4	59	14.8	21	0
L- @ Phi 12/19	6	66	11.0	17	0
W- Was 12/26	6	50	8.3	14	0
L- @ NYG 1/2/05	8	77	9.6	23	1
<b>Totals</b>	<b>87</b>	<b>980</b>	<b>11.3</b>	<b>421</b>	<b>6</b>

W- @ SD 9/11	1	12	12.0	12	0
L- Was 9/19	4	35	8.8	13	0
W- @ SF 9/25	6	85	14.2	26	1
L- @ Oak 10/2	5	49	9.8	15	0
W- Phi 10/9	7	80	11.4	19	0
W- NYG 10/16	5	56	11.2	26	1
L- @ Sea 10/23	2	47	23.5	34	0
W- Ari 10/30	5	71	14.2	34	0
W- @ Phi 11/14	3	27	9.0	14	0
W- Det 11/20	2	15	7.5	10	0
L- Den 11/24	9	82	9.1	18	1

2005 (Dallas) cont.					
Game	No.	Yds.	Avg.	Long	TD
L- @ NYG 12/4	1	5	5.0	5	0
W- KC 12/11	7	93	13.3	26	1
L- @ Was 12/18	4	41	10.3	29	1
W- @ Car 12/24	1	9	9.0	9	0
L- StL 1/1/06	4	50	12.5	19	1
<b>Totals</b>	<b>66</b>	<b>757</b>	<b>11.5</b>	<b>34</b>	<b>6</b>

### 2006 (Dallas)

L- @ Jac 9/10	3	33	11.0	15	0
W- vs. Was 9/17	4	45	11.3	22	0
W- @ Ten 10/1	2	19	9.5	11	0
L- @ Phi 10/8	4	51	12.8	17	0
W- vs. Hou 10/15	3	17	5.7	13	0
L- vs. NYG 10/23	4	72	18.0	31	0
W- @ Car 10/29	6	80	13.3	26	1
L- @ Was 11/5	5	50	10.0	28	0
W- @ Ari 11/12	5	58	11.6	22	0
W- vs. Ind 11/19	3	25	8.3	11	0
W- vs. TB 11/23	3	30	10.0	13	0
W- @ NYG 12/3	3	73	24.3	42	0
L- vs. NO 12/10	4	33	8.3	5	0
W- @ Atl 12/16	5	56	11.2	19	0
L- vs. Phi 12/25	6	50	8.3	13	0
L- vs. Det 12/31	4	62	15.5	24	0
<b>Totals</b>	<b>64</b>	<b>754</b>	<b>11.8</b>	<b>42</b>	<b>1</b>

#### Playoffs

L- @ Sea 1/6/07 3 57 19.0 32 0

### 2007 (Dallas)

W- NYG 9/9	6	116	19.3	38	1
W- @ Mi 9/16	2	27	13.5	14	0
W- @ Chi 9/23	6	90	15.0	34	1
W- StL 9/30	6	71	11.8	18	1
W- @ Buf 10/8	9	103	11.4	221	1
L- NE 10/14	3	47	15.7	25	0
W- Min 10/21	10	86	8.6	13	0
W- @ Phi 11/4	3	77	25.7	53	1
W- @ NYG 11/11	2	12	6.0	8	0
W- Was 11/18	8	67	8.4	23	0
W- NYJ 11/22	4	54	13.5	251	1
W- GB 11/29	6	67	11.2	15	0
W- @ Det 12/9	15	138	9.2	161	1
L- Phi 12/16	8	113	14.1	53	0
W- @ Car 12/22	6	53	8.8	22	0
L- @ Was 12/30	2	24	12.0	16	0
<b>Totals</b>	<b>96</b>	<b>1,145</b>	<b>11.9</b>	<b>53</b>	<b>7</b>

#### Playoffs

L- NYG 1/13/08 7 81 11.6 20 0

## ROOKIES AND FIRST-YEAR PLAYERS



# DANNY AMENDOLA

(ah-MEN-dola)

5-11 • 190 • 11/2/85  
Texas Tech • FA for '08  
NFL: Rookie • Cowboys: Rookie



Wide Receiver

#### COLLEGE:

- Was an All-Big 12 second-team selection and All-Big 12 honorable mention as a senior with 103 catches – third in the conference, fourth in the nation – for 1,177 yards and five touchdowns.
- Is fifth in school history with 198 career catches and was just the 11th receiver in Tech history with a 1,000-yard season.
- Was a Big-12 honorable mention as a junior, finishing sixth in the conference with a 9.2 yard-per-punt return average and adding a then career-high 487 receiving yards.
- Finished as Tech's top punt returner with 32 returns on the season to go along with 24 catches for 395 yards and three touchdowns as a sophomore.
- Was the only true freshman to play for Tech in 2004 and was an All-Big 12 first-team return specialist, returning 29 punts for 371 yards for a 12.8-yard average – the most by a Red Raider freshman since Tyrone Thurman in 1985.
- Added 13 catches for 119 yards and a touchdown and averaged 18.6 yards on eight kickoffs.

#### PERSONAL:

- Danny Amendola earned first-team all-state honors as a senior at The Woodlands, Texas, High School with 60 catches for 864 yards and nine touchdowns.
- Had 60 receptions for 985 yards and eight touchdowns with 120 kickoff return yards 315 return yards as a prep junior.



# DREW ATCHISON

6-6 • 257 • 4/2/85  
William & Mary • FA for '08  
NFL: Rookie • Cowboys: Rookie



Tight End

#### COLLEGE:

- Finished senior season third on the squad in receptions (34) and receiving yards (475) while pacing the team with six touchdown catches, starting all 11 games.
- Leading into his final season, won the team's 2007 Winter Warrior Award, given annually to the player who is the most dedicated in the offseason program.
- Started five of the 11 games he played as a junior, catching a pass in eight contests and finishing with 12 catches for 183 yards and a pair of touchdowns.
- Walked on the football team as a sophomore and spent the season on the travel squad, playing in four games.
- As a freshman, played for the school's baseball team, as a relief pitcher, playing in three games.
- In four innings pitched, struck out five batters and walked one.

#### PERSONAL:

- Drew Atchison was a three-time letterman in football, baseball and basketball at Albermarle, VA., High School.
- Earned all-district honors in baseball as a senior and named basketball MVP and all-region honors as a junior and senior.
- Has a degree in biology.



## ALAN BALL

6-1 • 186 • 3/29/82  
 Illinois • D-7b for '07 (237th overall)  
 NFL: 1st Year • Cowboys: 1st Year  
 Games/Starts: 2007-2/0; Career-2/0;  
 Postseason: 2007-0/0; Career-0/0.



Cornerback

**PRO:** Alan Ball gained a year of NFL experience in 2007 as a reserve cornerback and will have the chance to earn more playing time this year with the loss of two cornerbacks (Nate Jones and Jacques Reeves) in free agency. Ball was one-of-two of the Cowboys seventh-round picks in the 2007 NFL Draft.

### 2007:

- Spent the first 14 weeks of the season on the Dallas Cowboys practice squad.
- Saw his first action in the NFL at Carolina (12/22) recording one special teams stop.
- Recorded his first pro tackle at Washington (12/30).

### COLLEGE:

- Finished his collegiate career at Illinois with 199 tackles, eight tackles for a loss, two interceptions, 23 passes defended and one forced fumble.
- Had a career-high 62 tackles, three tackles for a loss, one interception and 13 passes defended as a senior.
- Had a career-high four pass breakups against Indiana and a season-high 11 tackles against Eastern Illinois.
- Named the team's outstanding defensive back at the end of his junior season, playing in all 11 games, with seven starts, and leading the team with 55 total tackles.
- As a sophomore, made 10 starts and had 37 tackles, one pass defended and one tackle for a loss.
- Recorded at least one tackle in every game he played that season.
- As a freshman, played in seven games, including five starts, and recorded 44 tackles, four passes defended and one forced fumble.

### PERSONAL:

- Alan Ball attended St. Martin De Porres in Detroit, Mich., for two years, earning *PrepStar* and *SuperPrep* all-region selection and being named to the *Lansing State Journal* 'Catch 22' list as a senior.
- Helped lead his team to the 2001 state championship and was named a top-50 defensive back recruit nationally by Rivals.com.
- Intercepted 15 passes – including six – in the postseason his senior season.
- Earned all-state honors in track – winning back-to-back 110-meter hurdles state titles as a junior and senior.
- Was enrolled in the College of Liberal Arts and Sciences at Illinois.
- 2007 Dallas Cowboys Rookie Club.
- Annual Holiday Hospital Visits.
- Salvation Army Angel Tree Christmas Program.



## RICHARD BARTEL

6-3 • 233 • 2/3/83  
 Tarleton State • FA for '07  
 NFL: 1st Year • Cowboys: 1st Year



Quarterback

**PRO:** Richard Bartel signed with Dallas on May 15, 2007 and went to camp but was released at the end. He saw action in the preseason, completing 11-of-13 passes for 81 yards and an interception. He spent the entire 2007 season on the club's practice squad.

### 2007:

- Spent the year on the Dallas Cowboys practice squad.

### COLLEGE:

- Started the final two years of his collegiate career at Tarleton State in Stephenville, Texas.
- As a senior, threw for 2,023 yards, 16 touchdowns and five interceptions on 161-of-276 passing.
- Completed 142-of-229 passes for 1,687 yards, 10 touchdowns and 10 interceptions as a junior.
- Transferred to Tarleton in the fall of 2004 after a short career in baseball.
- Was drafted as a pitcher by the Cincinnati Reds in the 17th round of the 2001 Major League Draft.
- Was Southern Methodist's starting quarterback for two years prior to entering the MLB Draft.

**PERSONAL:**

- Richard Bartel was an all-district, all-area, all-region and all-state selection at Grapevine, Texas, High School.
- Earned district MVP honors and was the team captain as a senior.
- Has a degree in communications from Tarleton State.
- He and his wife, Alecia, were married in the spring of 2008.
- 2007 Dallas Cowboys Rookie Club.
- 2008 Guest Reader Speaker at local elementary school.
- 2008 Poker for Pets for SPCA of Texas.
- 2008 MDA Muscle Team Bash.
- Annual team Holiday Hospital Visits.
- Salvation Army Angel Tree Christmas Program.
- Happy Hill Farm Kickoff Luncheon and Cookbook.



**MARK  
BRADFORD**

6-2 • 205 • 10/7/84  
Stanford • FA for '08  
NFL: Rookie • Cowboys: Rookie



**Wide Receiver**

**COLLEGE:**

- Finished his Stanford career among the school's all-time leaders in receptions (169 – fifth) and receiving yards (2,431 – fourth) while adding 14 touchdown catches.
- Earned a medical redshirt for his second senior season and led the team with a career-high 51 catches for a career-best 643 yards (second on the team) with three scoring catches.
- Played in just two games as a senior after suffering a foot injury in the second game, finishing the year with 10 catches for 111 yards and a touchdown.
- As a junior, started nine of the 11 games he played and finished the season with 37 catches for 609 yards and six touchdowns – all team highs.
- Started all 11 games and caught 34 passes for 482 yards and one touchdown as a sophomore.
- Set school marks for true freshman receivers, hauling in 37 passes for 587 yards and three touchdowns.

**PERSONAL:**

- Mark Bradford was a consensus Prep All-America as PrepStar's fourth ranked wide receiver in the country as a senior out of Fremont High School in Los Angeles, Calif.
- Was also a two-time all-city selection in both football and basketball and named California Freshman of the Year in basketball in 2000.
- Also played as a reserve on Stanford's basketball team in 2003-04.
- Backup point guard on the Cardinal team that won the Pac-10 Championship and finished with a 30-2 record.
- Earned a degree in political science.



**QUINCY  
BUTLER**

6-1 • 185 • 11/25/81  
Texas Christian University • FA for '06  
NFL: 1st Year • Cowboys: 1st Year  
Games/Starts: 2007-0/0; Career-1/0;  
Postseason-0/0.



**Cornerback**

**PRO:** Possessing good size and natural instincts for the cornerback position, Quincy Butler showed enough promise in both the 2006 and 2007 training camps to make the practice squad. An undrafted rookie free agent out of nearby TCU, he continued to develop throughout the regular season and proved himself as a productive press corner and coverage player. Butler will have to fight to make the roster this season at cornerback – a position that is filled with talent and depth.

**2007:**

- Spent the entire season on the Dallas Cowboys practice squad.

**2006:**

- Made the Dallas practice squad when the regular season opened after a solid training camp.
- Was added to the active roster on December 23 after spending the first 15 weeks on the practice squad.
- Made his NFL debut on special teams in the Christmas Day loss to Philadelphia (12/25).
- Inactive the following two weeks, against Detroit (12/31) and in the Wild Card Playoff Game at Seattle (1/6/07).

**COLLEGE:**

- Was a first-team All-Mountain West Conference selection at cornerback following his senior season at TCU and was also selected to play in the East-West Shrine Game.
- Finished his senior year with a team-high five interceptions – all in October – and tied for the team lead in passes defended with eight and added 53 tackles.
- In his first season with the Frogs, started eight games and tied for second on the team with 56 stops.
- Added five passes defended and two interceptions, including one that he returned for a school-record 99-yard touchdown.
- At Tyler Junior College, was a two-time selection on the Southwest Junior College Football Conference All-League team.
- Recorded 151 tackles and eight interceptions, one for a touchdown, in his two years at Tyler.

**PERSONAL:**

- Quincy Devon Butler was named to the first team all-district as a quarterback following his junior and senior seasons at Roosevelt High School in San Antonio, Texas.
- Ran the 400 meters for the TCU track team and was a communications major with a criminal justice minor.
- 2006 Dallas Cowboys Rookie Club.
- Taste of the NFL: The Ultimately Dallas Cowboys Tailgate Party.
- Annual team Holiday Hospital Visits.
- Salvation Army Angel Tree Christmas Program.
- Happy Hill Farm Kickoff Luncheon and Cookbook.



# ALONZO COLEMAN

5-9 • 210 • 1/27/84  
Hampton • FA for '07  
NFL: 1st Year • Cowboys: 1st Year



**PRO:** Alonzo Coleman signed with Dallas as a rookie free agent following the 2007 NFL Draft and rushed for 27 yards on six carries in preseason action. He was released before the regular season and immediately signed to Dallas's practice squad where he spent the entire season.

**2007:**

- Spent the entire season on the Dallas Cowboys practice squad.

**COLLEGE:**

- Left Hampton with school records for career rushing attempts (826), rushing yards (4,707) and touchdowns (62).
- Also holds four of the top-10 single-season rushing records with 1,111 yards as a senior, 1,326 as a junior, 1,133 as a sophomore and 1,137 as a freshman.
- Earned first-team All-MEAC honors four consecutive seasons and MEAC Offensive Player of the Year as a junior.
- Had a school record five rushing touchdowns and a season-high 172 rushing yards at Gardner-Webb as a junior.
- First player in school history to begin his collegiate career with back-to-back 1,000-plus rushing yard seasons.
- Had a career-high 209 yards with three touchdowns against Jackson State in 2004.
- Was the MEAC Rookie of the Year as a freshman with a conference-best 18 touchdowns and 1,137 yards to become the first Hampton freshman to rush for over 1,000 yards in a season.

**PERSONAL:**

- Alonzo Coleman as the all-time leading rusher at Halifax County High School in South Boston, Va., with more than 3,500 yards in his career.
- Also holds the school's single-game and single-season rushing records.
- Named the Western Valley District MVP and first-team all-district and all-region.
- Also registered over 700 receiving yards and 600 return yards.
- 2007 Dallas Cowboys Rookie Club.
- Annual team Holiday Hospital Visits.
- Salvation Army Angel Tree Christmas Program.
- Happy Hill Farm Kickoff Luncheon and Cookbook.



# JULIUS CROSSLIN

5-11 • 245 • 11/1/83  
 Oklahoma State • FA for '08  
 NFL: Rookie • Cowboys: Rookie



Fullback

#### COLLEGE:

- Rushed 28 times for 59 yards and seven touchdowns as a senior.
- Played in all 13 games as a junior and finished the season with 71 yards and three touchdowns on 17 carries while also adding three special teams tackles.
- Saw extensive action as a sophomore and finished the season with career-highs for rushes (71), rushing yards (231) and touchdowns (12).
- As a redshirt freshman, scored his first career touchdown on a four-yard run against Texas and finished the season with 17 carries for 71 yards and the touchdown.

#### PERSONAL:

- Julius Crosslin was a first-team all-district selection on the defensive side of the ball in 2001 at Palo Duro High School in Amarillo, Texas.
- Earned second-team all-district honors on offense in 2000.
- A member of the *Amarillo Globe News* Super Team, and was the defensive player of the year and honorable all-state selection on defense.
- Earned his degree in education from OSU.



# DWAYNE DAVIS

6-0 • 201 • 3/9/86  
 Syracuse • FA for '08  
 NFL: Rookie • Cowboys: Rookie



Safety

#### COLLEGE:

- Earned three letters at Syracuse, and left school 10th on SU's career tackle list for defensive backs (216) as a 2006 and 2007 Big East All-Academic Team selection.
- One of just nine players to start every game, playing both cornerback and strong safety and finishing with 61 tackles, three tackles for losses and a forced fumble as a senior.
- Was the team's third-leading tackler (70) with a forced fumble and a half tackle for a loss as one of 13 players to start every game in his junior year.
- Switched to safety as a sophomore, and was one of just 16 players on the team to start all 11 games, finishing second with 78 tackles and tied for second with two interceptions.
- Played in 12 games as a true freshman cornerback and had seven tackles along with five special teams tackles, seeing a majority of his time on special teams.

#### PERSONAL:

- Dwayne Davis was a 2003 *PrepStar* all-East Region selection as a senior out of Christopher Columbus High School in the Bronx, N.Y.
- As a senior, rushed for 790 yards and six touchdowns and recorded 60 tackles, three interceptions and 12 pass breakups on defense despite playing in just six games due to injury.



# MARCUS DIXON

6-4 • 285 • 9/16/84  
Hampton • FA for '08  
NFL: Rookie • Cowboys: Rookie




Defensive End

#### COLLEGE:

- Finished his senior campaign third on the team with 58 tackles, including a team-best 16 for losses and a team-high tying six sacks.
- Also broke up two passes, had eight hurries, two forced fumbles, one fumble recovery and a blocked kick.
- Added one catch for a 13-yard touchdown.
- Was a second-team All-MEAC selection, starting all 11 games he played as a junior.
- Saw time at defensive end and tackle posting 25 tackles (third among linemen), 5.5 tackles for losses and four sacks (third on the team).
- As a sophomore, started nine of the 10 games he played and was third among defensive linemen with 33 tackles with seven for losses, including 2.5 sacks.
- Added his first career interception as a sophomore against Norfolk State.
- Played in all 12 games as a true freshman and started six of the last seven contests.
- Was seventh on the squad with 38 tackles and was fifth with nine stops for losses.

#### PERSONAL:

- Marcus Dixon lettered in football, basketball and track at Pepperell High School in Lindale, GA.
- Recorded 98 tackles, 12 tackles for losses, three sacks and seven pass breakups as a junior defensive end to earn first-team all-area honors.
- Placed third in the regional shot put and discus.
- Was a member of the National Honor Society and graduated Pepperell with a 3.96 GPA.



# TYLER EVERETT

5-11 • 200 • 11/4/83  
Ohio State • FA for '08  
NFL: 1st Year • Cowboys: 1st Year  
Games/Starts: 2007-0/0; Career-3/0;  
Postseason-0/0.



Cornerback

**PRO:** Tyler Everett entered the NFL as an undrafted free agent with the Denver Broncos on May 3, 2006 and is looking to find a home with the Cowboys this year. He has since seen stints on the practice squad and the active roster with the Chicago Bears in 2006, where he was active in three games, but did not record any stats. He also spent time on the practice squad of the Minnesota Vikings in 2007 before signing with the Cowboys on January 15, 2008.

#### 2007 (Minnesota):

- Spent the entire season on the Minnesota Vikings practice squad.

#### 2006 (Chicago):

- Signed with Chicago on Dec. 12 and saw action in the Bears final three regular season games – making his NFL debut at St. Louis (12/11) – but did not record any statistics.

#### COLLEGE:

- Played in 48 career games with 16 starts at Ohio State, totaling 102 tackles, four interceptions, 13 pass breakups, a forced fumble and a fumble recovery.
- Played in 10 games with nine starts as a senior, tallying 33 tackles, one sack, one interception and two pass breakups.
- Was a member of Ohio State's 2002 National Championship team.

#### PERSONAL:

- Tyler Scott Everett was a first-team All-Ohio selection by the Associated Press on defense as a senior at Canton, Ohio, McKinley High School.
- Rushed for more than 1,300 yards as a junior.
- Has one son, Tre'Sean.



# TEARRIUS GEORGE

(tee-AIR-us)  
 6-4 • 258 • 12/3/82  
 Kansas State • FA for '08  
 NFL: 1st Year • Cowboys: 1st Year



**PRO:** Originally an undrafted free agent with the New York Jets in 2006, Tearrison George played in the CFL during the 2007 season with the Calgary Stampeders. He posted 33 tackles and eight sacks before signing with Dallas as a free agent on January 2, 2008.

- **2007 (CFL):**  
 Played in the CFL with the Calgary Stampeders, posting 33 tackles and eight sacks.
- **2006 (N.Y. Jets):**  
 Signed with the N.Y. Jets as an undrafted free agent, but was released prior to the season.
- **COLLEGE:**  
 Totaled 27 tackles, six tackles for loss, four sacks, two fumble recoveries, one pass breakup and a forced fumble in 11 games as a senior at Kansas State.  
 As a junior, played in 10 games with five starts to total 21 tackles, six tackles for loss, three sacks, one pass breakup, a quarterback hurry and two forced fumbles.  
 A two-year starter at Los Angeles Valley College.
- **PERSONAL:**  
 Tearrison George prepped at Pine Forest High School in Fayetteville, North Carolina.  
 Majored in social science.



# RYAN GIBBONS


6-4 • 318 • 3/13/83  
 Northeastern • FA for '08  
 NFL: 1st Year • Cowboys: 1st Year  
 Games/Starts: 2007-0/0; Career-0/0;  
 Postseason-0/0.



**PRO:** Ryan Gibbons was signed by the Dallas Cowboys on June 23, 2008 after spending the 2007 season on the practice squads of Jacksonville, Tampa Bay and Chicago. He was allocated to NFL Europe by Jacksonville in the spring of 2007 and assigned to the Hamburg Sea Devils where he saw time in 10 games with five starts at guard. He helped the Sea Devils win the final NFL Europe World Bowl title with their 37-28 victory over the Frankfurt Galaxy in World Bowl XV. Gibbons originally entered the NFL as an undrafted free agent with the Jacksonville Jaguars when he signed with the team on May 11, 2006.

- **2007 (Jacksonville/Tampa Bay/Chicago):**  
 Spent the year on the practice squad with Chicago, Tampa Bay and finally Jacksonville.
- **COLLEGE:**  
 Four-year starter on the offensive line at Northeastern, playing in 46 career games with 36 starts and missed only one game in his career.  
 Started all 11 games as a senior and earned the Chris Midgett Award as the team's top lineman and was also named All-Conference first-team.  
 Started all 11 games as a junior earning All-Conference honors as the line allowed only 16 sacks.  
 Started all 12 games as a sophomore, earning All-Conference honors and helped Northeastern set the school record with 5,182 total yards.  
 Saw action in 12 games as a redshirt freshman, recording four starts.
- **PERSONAL:**  
 Ryan Gibbons was a two-year letterman at Marshfield, Mass., High School.  
 Named team's Most Improved Lineman as a senior.  
 Also lettered in golf.  
 Majored in sociology at Northeastern.





# RODNEY HANNAH

6-2 • 258 • 8/9/84  
Houston • FA for '07  
NFL: 1st Year • Cowboys: 1st Year



**Tight End**

**PRO:** Rodney Hannah originally signed with the Dallas Cowboys as an undrafted free agent on May 2, 2007 and recorded four catches for 24 yards at Minnesota in the preseason earning a spot on the practice squad. Hannah continues to improve on the football field learning from one of the best in Pro Bowl tight end Jason Witten.

**2007:**

- Spent the entire season on the Dallas Cowboys practice squad.

**COLLEGE:**

- Is a natural athlete with little football experience playing only his senior year at the University of Houston.
- Played in 13 games and had 11 receptions for 101 yards and one touchdown as a senior.
- Prior to joining the football team, played in 27 basketball games for the Cougars, averaging 1.9 points and 2.6 rebounds while also tallying 13 blocked shots and 15 steals for his career.
- Prior to Houston, attended Yuba Junior College where he was named first-team All-Bay Valley Conference and helped lead Yuba to 46-18 overall record in his two years at the school.
- Also helped Yuba enjoy one of the best years in school history as they advanced to the Elite Eight in the California Junior College Tournament and finished with a 24-7 record in his sophomore season.

**PERSONAL:**

- Rodney Hannah played football and basketball at Roseville, Calif., High School and was an all-star selection in both sports.
- Was a first-team all-conference selection at wide receiver and finished among the state's top-10 leaders in receiving yards.
- Was also named a first-team all-conference selection in basketball and ranked among the state's top-10 leaders in both rebounding and shot blocking.
- Was a sociology major at the University of Houston.
- 2007 Dallas Cowboys Rookie Club.
- Annual team Holiday Hospital Visits.
- Salvation Army Angel Tree Christmas Program.
- Happy Hill Farm Kickoff Luncheon and Cookbook.



# MIKE JEFFERSON

6-1 • 206 • 12/28/82  
Montana State • FA for '07  
NFL: 1st Year • Cowboys: 1st Year  
Games/Starts: 2007-0/0; Career-0/0;  
Postseason-0/0.



**Wide Receiver**

**PRO:** Mike Jefferson originally signed with the Dallas Cowboys as an undrafted free agent on May 2, 2007 and landed on the team's practice squad after limited preseason action – two catches for 19 yards. Jefferson has shown the ability to make plays and will need to continue to do so in order to make the active roster in 2008.

**2007:**

- Spent the entire season on the Dallas Cowboys practice squad

**COLLEGE:**

- Finished his collegiate career at Montana State with 66 receptions for 1,023 yards in just one season.
- Earned All-Big Sky honors as a senior in 2006 and twice earned national player of the week honors.
- An El Paso native, was selected to play in the Texas versus The Nation All-Star football game, his last collegiate game.
- Originally transferred from the University of Arizona where he played in 11 games as a junior in 2005, but caught just four passes for 64 yards.
- As a sophomore in 2004, started three-of-10 games played, recording 16 catches for 249 yards and three touchdowns.

- Caught 16 passes for 214 yards and two touchdowns as a redshirt freshman in 2003.

**PERSONAL:**

- Mike Jefferson prepped at Parkland High School in El Paso, Texas, where he starred in football, and lettered in basketball and track.
- Was credited for more than 2,000 receiving and 1,200 return yards during his prep career.
- Was a Top-100 selection by *The Dallas Morning News*, a top-50 receiving prospect by Rivals100.com and was rated by scouting guru Max Emfinger as a top-10 national flanker.
- As a senior, caught 29 passes for 954 yards and 11 touchdowns while also returning two punts for touchdowns and had 60 tackles and two interceptions on defense.
- Averaged 19.4 points and 11.2 rebounds a game as a senior on the basketball team.
- Majored in family studies and human development in college.
- 2007 Dallas Cowboys Rookie Club.
- Annual team Holiday Hospital Visits.
- Salvation Army Angel Tree Christmas Program.
- Happy Hill Farm Kickoff Luncheon and Cookbook.



**KEON LATTIMORE**

**(KEY-on)**

5-11 • 230 • 7/6/84

Maryland • FA for '08

NFL: Rookie • Cowboys: Rookie



**Running Back**

**COLLEGE:**

- Finished his career 14th on Maryland's all-time rushing yards list with 1,744 yards.
- Played in 37 career games, including 35-of-36 over his final two collegiate seasons.
- Had six career 100-yard rushing games, which are tied for fifth in school history.
- Honorable mention All-ACC selection by ACSMA as a senior.
- Led the ACC with 13 rushing touchdowns as a senior – sixth on the school's single-season record list.
- Led the team as a senior with 213 attempts for 805 yards, also catching 21 passes for 95 yards while playing in 12 games with nine starts at tailback.
- Totaled 743 rushing yards on 160 attempts as a junior while also catching 20 passes for 210 yards.
- Ranked 11th in the ACC and second on the team in rushing (57.2 yards-per-game) as a junior, while also adding two 100-yard rushing games.
- Led Maryland in all-purpose yards (73.3 per-game) as a junior.

**PERSONAL:**

- Keon Lattimore was a three-year starter at wide receiver and defensive back for Mount Saint Joseph's High School in Baltimore, Md.
- Caught 28 passes for 346 yards and four touchdowns, rushed for 643 yards and 11 touchdowns and returned two kickoffs for touchdowns in seven games as a senior despite being hampered by an ankle injury.
- Scored five touchdowns (four rushing, one kickoff return) in a single game as a senior.
- First-team all-state selection by the Associated Press as a senior and second-team as a junior.
- First-team all-metro by the *Baltimore Sun* in both senior and junior seasons.
- Also ran track and started at forward for the basketball team at Mount Saint Joseph's.
- Was a criminal justice major at Maryland.
- Is the brother of Baltimore Ravens linebacker Ray Lewis.



# KHARI LONG

(car-ee)

6-4 • 248 • 5/23/82

Baylor • FA for '07

NFL: 1st Year • Cowboys: 1st Year

Games/Starts: 2007-0/0; Career-1/0; Postseason-0/0.



Linebacker

**PRO:** Khari Long was originally drafted by the Kansas City Chiefs in the sixth round (199th overall) of the 2005 NFL Draft and saw time in one game. He spent a portion of his rookie season on the Chiefs practice squad before signing to the Bears practice squad on January 10, 2006. He went to camp with Chicago but was waived/injured at the end. Long was out of football until signing with Dallas on August 3, 2007 as a free agent where he spent the entire season on the Cowboys practice squad.

**2007:**

- Spent the first 14 weeks of the season on the Dallas Cowboys practice squad

**2006 (Chicago):**

- Went to training camp with the Bears, but was waived at the end and spent the year out of football.

**2005 (Kansas City):**


- Saw action in one game – at Denver (9/26) – but did not record any statistics.
- Signed to the Chief's practice squad on Nov. 24 where he spent the remainder of the year.

**COLLEGE:**

- Played in 39 collegiate games with 22 starts at Baylor, compiling 145 tackles, 19.5 tackles for loss, nine sacks, two forced fumbles, four pass breakups and 14 quarterback pressures.
- Totaled 58 tackles, two sacks, eight tackles for loss, one forced fumble, eight quarterback pressures and a pass breakup in 11 games with 10 starts at left defensive end as a senior to earn All-Big 12 honors.
- Played in 10 games with eight starts at left defensive end as a junior, totaling 31 tackles, 1.5 sacks, 3.5 tackles for loss, a pass breakup and three quarterback hurries.
- Had 41 tackles, 4.5 sacks, a pass breakup and three quarterback pressures in 11 games with four starts at both weakside defensive end and nose tackle as a sophomore.

**PERSONAL:**

- Khari Ahmad Long was a two-sport athlete (football and basketball) at Rider High School in Wichita Falls, Texas.
- Has a son, Kaleb.
- Earned a degree in communication specialist with a business minor from Baylor.
- Annual team Holiday Hospital Visits.
- Salvation Army Angel Tree Christmas Program.
- Happy Hill Farm Kickoff Luncheon and Cookbook.



# JAY OTTOVEGIO

(ahhto-VEG-io)

5-11 • 203 • 10/9/84

Stanford • FA for '08

NFL: Rookie • Cowboys: Rookie



Punter

- COLLEGE:**
- Finished his four-year career at Stanford as the all-time leader in both punts (272) and punt yardage (11,083) while averaging 40.7 yards-per-punt.
  - Averaged 40.0-or-more yards in 32 of his 46 career games.
  - Had career-highs of 78 punts and 3,215 punting yards as a senior with a 41.2 yard-per-punt average.
  - As a junior, had a career-low 39.6 yards-per-punt average on 61 attempts for 2,417 yards with two punts blocked.
  - Averaged 40.6 yards on 67 punts and landed 22 of his punts inside the opponents' 20-yard line as a sophomore.
  - Became the first freshman punter in school history to average more than 40 yards-per-punt with a career-best 41.3 average on 66 punts for 2,727 yards.
  - Recorded the longest punt of his career – 59 yards – against Washington.
  - Named to the Second-Team Freshman All-America team by *The Sporting News*.
  - Winner of the Menlo-Atherton Trophy as the team's Most Outstanding Freshman player.
  - Redshirted as a true freshman.

**PERSONAL:**

- Jay Ottovegio was a prep All-American at St. Thomas Aquinas High School in Fort Lauderdale, Fla.
- Ranked second placekicker in the country by Rivals.com and TheInsiders.com and named all-southeast region by PrepStar and SuperPrep as well as one of Max Emfinger's top five punters in the country.
- Connected on 10-of-15 field goal attempts and 42-of-44 PATs with a season-long 47 yard field goal as a senior.
- Also played soccer and baseball.
- Earned a degree in communications and minor in history and psychology and is working on his masters in media studies at Stanford.



## DANIEL POLK

6-1 • 205 • 5/19/85  
Midwestern State • FA for '08  
NFL: Rookie • Cowboys: Rookie



Wide Receiver

**COLLEGE:**

- The only quarterback in all levels of college football in 2007 to pass for 2,000 yards and rush for 1,000 yards.
- Became the first quarterback in the Lone Star Conference history to accomplish the feat.
- Became MSU's all-time total offense leader finishing his career with 8,276 total yards.
- Also is MSU's all-time career rushing touchdown leader with 44.
- Was a three-time LSC Offensive Player of the Week in 2007 and was named National Offensive Player of the Week by D2Football.com.
- Earned third-team All-Southwest region honors from *Dan Hansen Football Gazette* and second-team All-LSC South honors as a junior.
- Became the first quarterback in school history to pass and rush for 1,000 yards in the same season with 1,114 passing and 1,199 rushing.
- Was a first-team All-LSC South selection while rushing for 869 yards and eight touchdowns on 91 carries as a sophomore.
- Named LSC South Division Freshman of the Year after leading MSU to its first postseason appearance since 1991 filling in at quarterback for the final three games of the season.
- Was redshirted as freshman in 2003.

**PERSONAL:**

- Daniel Polk was an all-district quarterback as a three-year starter at South Oak Cliff High School in Dallas, Texas.
- Also was a two-year starter at small forward in basketball and served as the team captain as a four-year starter at catcher in baseball.
- Member of the National Honor Society and honored as Who's Who among high school students.
- Majored in respiratory care at Midwestern State.



## DARRELL ROBERTSON

6-4 • 246 • 4/15/86  
Georgia Tech • FA for '08  
NFL: Rookie • Cowboys: Rookie



Defensive End

**COLLEGE:**

- Started 28 out of 50 career games at Georgia Tech, recording 108 tackles, 11.5 sacks, 25 tackles for losses and 26 quarterback pressures.
- Also forced three fumbles and recovered two – returning one 32 yards for a touchdown.
- Had five pass deflections and one interception for a 28-yard touchdown.
- Named All-Atlantic Coast Conference first-team honors from *The Gridiron Report* as a senior.

- Had 33 tackles, ranked eighth in the conference with 6.5 sacks and tied for third in the AAC – 21st nationally – with 16 tackles for losses.
- Earned All-ACC second-team by *The NFL Draft Report* as he started 12-of-14 games as a junior and tallied 55 tackles, three sacks, seven tackles behind the line and seven quarterback pressures.
- Played in all 12 games with four starts as a sophomore as part of a defensive unit that ranked 13th in the nation in rush defense and 14th in sacks.
- Finished with 15 tackles, one sack and eight quarterback pressures.
- Saw action in 12 games as a true freshman mainly on special teams and had five tackles and one sack.

**PERSONAL:**

- Darrell Thomas Robertson attended Jonesboro, Ga., High School where he lettered four years in football and three in basketball.
- Earned *Atlanta Journal-Constitution* Super Southern 100 honors as well as rated the 21st-best prospect in the state of Georgia by *Rivals.com*, 26th by *TheInsiders.com* and 27th by *SuperPrep*.
- Added first-team All-State Class 5-A honors and received first-team All-Clayton/Henry Country Area accolades by *The Journal-Constitution*.
- Also a *PrepStar* All-Southeast Region as a senior – where he recorded 100 tackles, 12 sacks and 23 tackles for a loss.
- Was a management major at Georgia Tech.



**MARCUS SMITH**

6-4 • 295 • 2/7/84  
 Arizona • FA for '07  
 NFL: 1st Year • Cowboys: 1st Year  
 Games/Starts: 2007-0/0; Career-0/0;  
 Postseason-0/0.



**PRO:** Marcus Smith spent the 2007 season on the Cowboys practice squad after signing with the team as a free agent on May 2, 2007.

**2007:**

- Spent the entire season on the Dallas Cowboys practice squad.

**COLLEGE:**

- Finished his career with 120 tackles, 16 tackles for a loss and 10 sacks at Arizona.
- Added nine pass breakups and three fumble recoveries.
- Finished his fifth year with 16 tackles, three sacks and three tackles for a loss after receiving a medical hardship in his senior season.
- As a junior, recorded 41 tackles, 3.5 tackles behind the line of scrimmage, 1.5 sacks along with eight passes defended and one fumble recovery in 11 starts.
- Earned All-Pac 10 honors as a sophomore, starting six of 12 games.
- Registered 40 tackles, six tackles for a loss, four sacks and one fumble recovery.
- Played in nine games as a true freshman notching 16 tackles, 3.5 tackles for a loss, 1.5 sacks and one pass breakup.

**PERSONAL:**

- Marcus Smith was a stand-out defensive end at Mission Bay High School in San Diego, Calif., earning *San Diego Union Tribune* all-county, *Prep Football Report* all-west, *SuperPrep* all-farwest, Max Ermfinger national defensive end list, All-San Diego area and Las Vegas *Sun Super 11* honorable mention.
- Was all-league in football and basketball as a junior and senior and lettered four years in both football and basketball and two years in baseball.
- Finished senior year with 90 tackles, 10 sacks, two interceptions and five forced fumbles.
- Returned a fumble 96 yards for a touchdown, a Cif-San Diego record.
- Selected to the *San Diego Union Tribune* all-academic team for three years and received the U.S. Achievement Academy Award.
- Father attended the Navel Academy and is a retired from the U.S. Navy.
- Was a family studies and human development major at the University of Arizona.
- 2007 Dallas Cowboys Rookie Club.
- 2008 Dallas Cowboys Draft Day/Fan Appreciation Party.
- 2008 Taste of the NFL: The Ultimate Dallas Cowboys Tailgate Party.
- Annual team Holiday Hospital Visits.
- Salvation Army Angel Tree Christmas Program.
- Happy Hill Farm Kickoff Luncheon and Cookbook.



# TYSON SMITH

6-2 • 250 • 10/9/81  
 Iowa State • FA for '08  
 NFL: 1st Year • Cowboys: 1st Year  
 Games/Starts: 2007-0/0; Career-0/0;  
 Postseason-0/0.



Linebacker

**PRO:** Tyson Smith signed as a free agent with Dallas on January 16, 2008 after his release from the Washington Redskins and he hopes to land a spot on the Dallas roster after stints with several NFL teams. He spent part of the 2007 season on the Redskins practice squad after his release from the 49ers on Oct. 30, 2007. He began the 2007 season with the N.Y. Giants, but was released and signed with San Francisco where he spend a month on their practice squad. Smith also played one season in NFL Europe with the Rhein Fire. He originally signed as a rookie free agent by the Baltimore Ravens (4/29/05), but was released before the start of the season.

**2007 (Washington/San Francisco/N.Y. Giants):**

- Ended the season on the Washington Redskins practice squad.
- Released from San Francisco on Oct. 30 after spending a month on their practice squad.
- Started the year with the N.Y. Giants, but was released before the season.

**2006 (N.Y. Giants):**

- Signed with the N.Y. Giants in January and was allocated to NFL Europe where he played with the Rhein Fire.
- Made his NFL debut against Chicago (11/12), but did not record any stats.
- Saw action at Tennessee (11/26) and recorded one special teams tackle.
- Recorded two special teams stops at Washington (12/30).

**2005 (Baltimore):**

- Signed by Baltimore as a rookie free agent (4/29/05), but was released before the start of the season and spent the season out of football.

**COLLEGE:**

- Was a four-year starter for Iowa State at defensive end, and for his career, recorded 225 tackles and 12.5 sacks while earning All-Big 12 Honorable Mention (AP) as a senior.
- Became the only Iowa State football player to appear in four bowl games.
- Came back from a season-ending leg fracture in 2003 to lead the team in tackles for loss (12) and sacks (5.5) in 2004.
- Played in all 14 games in 2002 and finished the season with 104 tackles, 11 tackles for a loss, six sacks and 22 quarterback pressures.
- Saw action mainly on special teams as a freshman in 2001.

**PERSONAL:**

- Tyson Catrell Smith attended Dowling Catholic High School in West Des Moines, Iowa, where he played football, basketball and ran track.
- Earned first-team all-state as a senior and named to the *Des Moines Register's* 1999 Elite Team after recording 56 tackles, 16 sacks, two tackles for a loss, two forced fumbles and a touchdown.
- Majored in journalism and mass communications at Iowa State.



# ADAM STENAVICH

6-4 • 300 • 3/11/83  
 Michigan • FA for '08  
 NFL: 1st Year • Cowboys: 1st Year  
 Games/Starts: 2007-0/0; Career-0/0;  
 Postseason-0/0.



Guard

**PRO:** Adam Stenavich signed with Dallas on May 14, 2008 and hopes to make a roster spot after a stint on the Green Bay Packer's practice squad.

**2007 (Green Bay):**

- Released by Green Bay (9/1) and remained out of football.
- Allocated to NFL Europe in the Spring by Green Bay and played with the Amsterdam Admirals.

**2006 (Carolina/Green Bay):**

- Signed to Green Bay's practice squad on Nov. 22 where he spent the remaining six weeks.

- Originally signed with the Carolina Panthers as a rookie free agent on May 5, but was released in the team's final roster reduction.

#### COLLEGE:

- Was a two-time All-Big Ten first-team selection as a four-year letterman at Michigan.
- Played in 44 games with 39 starts as a three-year starter at left tackle.
- Winner of the Hugh R. Rader Award as Michigan's top offensive lineman as senior.
- Played in 12 games with 11 starts as a junior earning first-team All-Big Ten Conference selection by coaches.
- Started every game as a sophomore and saw action in seven games with three starts as a freshman.
- Earned second-team Freshman All-America honors from *The Sporting News*.
- Redshirted as a freshman in 2001.

#### PERSONAL:

- Adam Walter Stenavich earned all-state first-team honors at offensive and defensive tackle as a senior at Marshfield, Wisc., High School.
- Also was a three-year letterman in baseball, earning all-state and all-conference honors at first base as a senior.
- Played two years of varsity basketball.
- Earned a bachelor of arts in history at Michigan.
- He and his wife, Kathryn, were married July 12, 2008.



The Cowboys sent their 2008 rookies – draft picks and free agents – to Canton, Ohio, to visit the Pro Football Hall of Fame on June 13, 2008. Former Cowboys wide receiver Michael Irvin, who accompanied the rookies on the trip, proposed the idea to NFL Commissioner Roger Goodell a year earlier when he was inducted with the 2007 HOF Class. Goodell put the idea into action, sending the rookies of all 32 teams to visit the Hall of Fame this offseason.

## 2008 Rookie and First-Year Roster

NO	NAME	POS	HGT	WGT	BIRTH-DATE	NFL EXP	COLLEGE	HOW ACQ.
18	Amendola, Danny	WR	5-11	190	11/2/85	R	Texas Tech	FA-'08
87	Atchison, Drew	TE	6-6	257	4/2/85	R	William & Mary	FA-'08
20	Ball, Alan	CB	6-1	186	3/29/85	1	Illinois	D7b-'07
4	Bartel, Richard	QB	6-3	233	2/3/83	1	Tarleton St.	FA-'07
80	Bennett, Martellus	TE	6-6	265	3/10/87	R	Texas A&M	D2-'08
13	Bradford, Mark	WR	6-2	205	10/7/84	R	Stanford	FA-'08
36	Butler, Quincy	CB	6-1	185	11/25/81	1	Texas Christian	FA-'06
29	Choice, Tashard	RB	5-10	208	11/20/84	R	Georgia Tech	D4-'08
30	Coleman, Alonzo	RB	5-9	210	1/27/84	1	Hampton	FA-'07
39	Crosslin, Julius	FB	5-11	245	11/1/83	R	Oklahoma St.	FA-'08
47	Davis, Dowayne	S	6-0	201	3/9/86	R	Syracuse	FA-'08
95	Dixon, Marcus	DE	6-4	285	9/16/84	R	Hampton	FA-'08
37	Everett, Tyler	CB	5-11	200	11/4/83	1	Ohio State	FA-'08
59	George, Tearrius	LB	6-4	258	12/3/82	1	Kansas St.	FA-'08
62	Gibbons, Ryan	T	6-4	318	3/12/79	1	Northeastern	FA-'08
44	Hannah, Rodney	TE	6-6	258	8/9/84	1	Houston	FA-'07
85	Jefferson, Mike	WR	6-1	206	12/28/82	1	Montana St.	FA-'07
31	Jenkins, Mike	CB	5-10	190	3/22/85	R	South Florida	D1b-'08
28	Jones, Felix	RB	5-10	212	5/8/87	R	Arkansas	D1a-'08
35	Lattimore, Keon	RB	5-11	230	7/6/84	R	Maryland	FA-'08
52	Long, Khari	LB	6-4	248	5/23/82	1	Baylor	FA-'08
2	Ottovegio, Jay	P	5-11	203	10/9/84	R	Stanford	FA-'08
15	Polk, Daniel	WR	6-1	205	5/19/85	R	Midwestern St.	FA-'08
51	Robertson, Darrell	DE	6-4	246	4/15/86	R	Georgia Tech	FA-'08
32	Scandrick, Orlando	CB	5-10	192	2/10/87	R	Boise St.	D5-'08
60	Smith, Marcus	DE	6-4	295	2/7/84	1	Arizona	FA-'07
58	Smith, Tyson	LB	6-2	250	10/9/81	1	Iowa State	FA-'07
61	Stenavich, Adam	G	6-4	300	3/11/83	1	Michigan	FA-'08
53	Walden, Erik	LB	6-2	250	8/21/85	R	Middle Tenn. St.	D6-'08



The Dallas Cowboys 2008 NFL Draft Class: TE Martellus Bennett, RB Tashard Choice, RB Felix Jones, CB Mike Jenkins, CB Orlando Scandrick and LB Erik Walden.



# Dallas Cowboys 2008 Veterans Roster

NO	NAME	POS	HGT	WGT	BIRTH-DATE	NFL EXP	COLLEGE	HOW ACQ.
76	Adams, Flozell	T	6-7	340	5/18/75	11	Michigan State	D2-'98
34	Anderson, Deon	FB	5-10	245	1/27/83	2	Connecticut	D6b-'07
19	Austin, Miles	WR	6-3	216	6/30/84	3	Monmouth	FA-'06
92	Ayodele, Remi	NT	6-2	318	4/22/83	2	Oklahoma	FA-'08
24	Barber, Marion	RB	6-0	225	6/10/83	4	Minnesota	D4a-'05
67	Berger, Joe	G	6-5	310	5/25/82	4	Michigan Tech	W(Mia)'-06
72	Bowen, Stephen	DE	6-5	304	3/28/84	3	Hofstra	FA-'06
27	Brown, Courtney	S	6-1	204	2/10/84	2	Cal Poly	D7a-'07
57	Burnett, Kevin	LB	6-3	242	12/24/82	4	Tennessee	D2-'05
99	Canty, Chris	DE	6-7	304	11/10/82	4	Virginia	D4b-'05
54	Carpenter, Bobby	LB	6-2	250	8/1/83	3	Ohio State	D1-'06
75	Colombo, Marc	T	6-8	318	10/8/78	7	Boston College	FA-'05
84	Crayton, Patrick	WR	6-0	203	4/7/79	5	NW Okla. St.	D7b-'04
45	Cruz, Ronnie	FB	6-0	244	6/11/81	3	Northern State	FA-'08
89	Curtis, Tony	TE	6-5	251	2/11/83	3	Portland State	FA-'06
70	Davis, Leonard	G	6-6	353	9/5/78	8	Texas	UFA(Ari)'-07
98	Ellis, Greg	LB	6-6	262	8/14/75	11	North Carolina	D1-'98
6	Folk, Nick	K	6-1	225	11/5/84	2	Arizona	D6a-'07
68	Free, Doug	T	6-6	311	1/6/84	2	Northern Illinois	D4b-'07
83	Glenn, Terry	WR	5-11	195	7/23/74	13	Ohio State	T(GB)'-03
65	Gurode, Andre	C	6-4	318	3/5/79	7	Colorado	D2a-'02
26	Hamlin, Ken	S	6-2	208	1/20/81	6	Arkansas	UFA(Sea)'-07
97	Hatcher, Jason	DE	6-6	304	7/13/82	3	Grambling State	D3-'06
42	Henry, Anthony	CB	6-1	207	11/3/76	8	South Florida	UFA(Cle)'-05
17	Hurd, Sam	WR	6-2	205	4/24/85	3	Northern Illinois	FA-'06
56	James, Bradie	LB	6-2	245	1/17/81	6	Louisiana State	D4-'03
14	Johnson, Brad	QB	6-5	235	9/13/68	17	Florida State	FA-'07
66	Johnson, Tank	NT	6-3	305	12/7/81	5	Washington	FA-'07
21	Jones, Adam	CB	5-10	186	9/30/83	3	West Virginia	T(Ten)'-08
63	Kosier, Kyle	G	6-5	305	11/27/78	7	Arizona State	UFA(Det)'-06
91	Ladouceur, Louis-Philippe	LS	6-4	256	3/13/81	4	California	FA-'05
79	Lekkerkerker, Cory	T	6-7	310	7/25/81	4	Cal Davis	FA-'08
78	Marten, James	T	6-7	315	4/18/84	2	Boston College	D3-'07
1	McBriar, Mat	P	6-1	222	7/8/79	5	Hawaii	FA-'04
77	McQuistan, Pat	T	6-6	315	4/30/83	3	Weber State	D7a-'06
41	Newman, Terence	CB	5-11	190	9/4/78	6	Kansas State	D1-'03
23	Oglesby, Evan	CB	5-10	188	12/18/81	3	North Alabama	FA-'07
81	Owens, Terrell	WR	6-3	218	12/7/73	13	Tennessee-Chat.	FA-'06
71	Procter, Cory	C	6-4	308	10/18/82	4	Montana	FA-'05
90	Ratliff, Jay	NT	6-4	302	8/29/81	4	Auburn	D7-'05
50	Rogers, Justin	LB	6-4	250	8/31/83	2	SMU	FA-'07
9	Romo, Tony	QB	6-2	224	4/21/80	6	Eastern Illinois	FA-'03
64	Siavii, Junior	DT	6-5	320	11/14/78	3	Oregon	FA-'08
96	Spears, Marcus	DE	6-4	315	3/8/83	4	Louisiana State	D1b-'05
93	Spencer, Anthony	LB	6-3	255	1/23/84	2	Purdue	D1-'07
86	Stanback, Isaiah	WR	6-2	208	8/16/84	2	Washington	D4a-'07
55	Thomas, Zach	LB	5-11	242	9/1/73	13	Texas Tech	FA-'08
94	Ware, DeMarcus	LB	6-4	262	7/31/82	4	Troy	D1a-'05
25	Watkins, Patrick	S	6-5	215	12/18/82	3	Florida State	D5-'06
38	Williams, Roy	S	6-0	221	8/14/80	7	Oklahoma	D1-'02
82	Witten, Jason	TE	6-5	262	5/6/82	6	Tennessee	D3-'03

STAFF  
VETERAN ROSTER  
2007 SEASON  
RECORDS  
PLAYOFF RECORDS  
HISTORY  
SIDELINES

## Cowboys All-Time Roster

## HEAD COACHES

Coach	Seasons	Years	— Regular Season —				— Postseason —			— Total —			
			Won	Lost	Tied	Pct	Won	Lost	Pct	Won	Lost	Tied	Pct
Tom Landry	29	1960-88	250	162	6	.605	20	16	.556	270	178	6	.601
Jimmy Johnson	5	1989-93	44	36	0	.550	7	1	.875	51	37	0	.580
Barry Switzer	4	1994-97	40	24	0	.625	5	2	.714	45	26	0	.634
Chan Gailey	2	1998-99	18	14	0	.563	0	2	.000	18	16	0	.529
Dave Campo	3	2000-02	15	33	0	.313	0	0	.000	15	33	0	.313
Bill Parcells	4	2003-06	34	32	0	.515	0	2	.000	34	34	0	.500
Wade Phillips	1	2007	13	3	0	.813	0	1	.000	13	4	0	.765
All-time Totals	48	1960-2007	414	304	6	.576	32	24	.571	446	328	6	.576

## ASSISTANT COACHES

<b>A</b>	Alexander, Hubbard	Receivers	1989-97
	Allen, Ermal	Offensive Backfield	1962-69
		Special Assistant	1970-79
		Research and Development	1980-83
	Armstrong, Neill	Research and Development	1982-89
	Avezzano, Joe	Special Teams	1990-00, 2002
		Special Teams/Tight Ends	2001
<b>B</b>	Bates, Bill	Special Teams/ Defensive Assistant	1998-99
		Defensive Backs	2000
		Defensive Nickel Package/ Assistant Special Teams	2001-02
	Bates, Jim	Linebackers	1996-97
		Assistant Head Coach/ Defensive Line	1998-99
	Berry, Raymond	Offensive Ends	1968-69
	Blake, John	Defensive Line	1993-95
	Boller, Craig	Defensive Tackles	1996-97
	Bowles, Todd	Secondary	2005-07
	Brodsky, Joe	Running Backs	1989-97
	Brown, Vincent	Inside Linebackers	2006
<b>C</b>	Campo, Dave	Defensive Assistant	1989-90
		Defensive Backs	1991-94
		Defensive Coordinator	1995-99
	Carthon, Maurice	Offensive Coordinator/ Running Backs	2003-04
	Chandler, Wes	Receivers	2000-02
	Coslet, Bruce	Offensive Coordinator	2002
<b>D</b>	Dahms, Tom	Defensive Line	1960-62
	Davis, Butch	Defensive Line	1989-92
		Defensive Coordinator/ Linebackers	1993
		Defensive Coordinator	1994
	DeHaven, Bruce	Special Teams	2003-06
	Dimancheff, Boris (Babe)	Backfield	1960-61
	Ditka, Mike	Receivers/Tight Ends	1973-74
		Special Teams/ Tight Ends	1975-76, 1980
		Special Teams/Receivers	1977-79, 1981
<b>E</b>	Ecklund, Brad	Offensive Line	1960-61
		Defensive Line	1962-63
	Eddy, Jim	Defensive Assistant	1993
		Linebackers	1994-95
	Edwards, George	Linebackers	1998-01
	Erkenbeck, Jim	Offensive Line	1987-88
<b>F</b>	Ford, Robert	Tight Ends	1991-97
	Franklin, Bobby	Defensive Backfield	1968-71
		Special Teams	1972
<b>G</b>	Garrett, Jason	Offensive Coordinator	2007
	Garrett, John	Tight Ends	2007
	Geis, Wayne "Buddy"	Quarterbacks	1998-99
		Offensive Nickel Package	2000
	Gibbs, Gary	Linebackers	2002-05
	Gillman, Sid	Special Assistant	1972
<b>H</b>	Hackett, Paul	Offensive Coordinator/ Quarterbacks/Receivers	1986
		Offensive Coordinator/ Quarterbacks	1987-88
	Haley, Todd	Receivers	2004-05
		Receivers/ Passing Game Coordinator	2006
	Hall, Galen	Running Backs	2002
	Hart, Tommy	Defensive Ends	1996-97
	Hickey, Howard (Red)	Offensive Ends	1964-65
	Hofman, Steve	Kickers/Quality Control	1989-04
	Houck, Hudson	Offensive Line	1993-01
	Hughes, Ed	Offensive Backfield	1973-74, 1976
		Quarterbacks/Receivers	1975
<b>J</b>	Jeffcoat, Jim	Defensive Line Assistant	1998-99
		Defensive Ends	2000-04
	Juraszek, Joe	Strength and Conditioning	1997-07
<b>K</b>	Kitchens, Freddie	Tight Ends	2006
<b>L</b>	Lavan, Al	Running Backs	1980-88
	Lee, David	Offensive Assistant	2003-04, 2006
		Quarterbacks	2005
	Lowry, Alan	Special Teams	1982-86
		Receivers	1987-88
		Special Teams/Tight Ends	1989
		Tight Ends	1990
	Lynn, Anthony	Running Backs	2005-06
<b>M</b>	MacIntyre, Mike	Assistant Secondary	2003-06
	Mackovic, John	Quarterbacks	1981-82
	McNulty, John	Wide Receivers	2003
	Meeks, Ron	Defensive Assistant	1991
	Miles, Les	Tight Ends	1998-00
	Myers, Jim	Offensive Line	1962-72
		Offensive Coordinator	1973-74
		Offensive Coordinator/ Offensive Line	1975-76
		Assistant Head Coach/ Offensive Line	1977-86

**Assistant Coaches, cont.**

<b>N</b>		
Nguyen, Dat	Asst. Linebackers/Def. Asst.	2007
Nolan, Dick	Defensive Backfield	1962-67
	Receivers	1982-85
	Defensive Backs	1986-90

<b>P</b>		
Painter, Dwain	Receivers	1998-99
Palmer, Chris	Quarterbacks	2006
Pasquoni, Paul	Tight Ends	2005
	Linebackers	2006-07
Patterson, Andre	Defensive Tackles	2000-02
Payton, Sean	Assistant Head Coach/ Quarterbacks	2003-04
	Assistant Head Coach/ Passing Game Coordinator	2005
	Running Backs	2007
Peele, Skip	Defensive Assistant/ Quality Control	1996-99
Pendergast, Clancy	Defensive Nickel Package	2000
	Defensive Backs	2001-02
Phillips, Wes	Quality Control/Off. Asst.	2007

<b>R</b>		
Read, Bruce	Special Teams	2007
Reeves, Dan	Offensive Backfield	1970-72, 1975
	Special Teams Coach	1974
	Quarterbacks/Receivers	1976
	Offensive Coordinator/ Offensive Backs	1977-79
	Offensive Coordinator/ Quarterbacks/Receivers	1980
Reilly, Jack	Quarterbacks	1997
	Offensive Coordinator	2000-01
Renfro, Ray	Passing Offense	1968-72
Rheme, Jerry	Quarterbacks	1989
Robinson, Tommie	Offensive Assistant	1998-99
	Special Teams Assistant	2000
Rodgers, Kacy	Defensive Tackles	2003-04
	Defensive Line	2005-07
Roy, Alvin	Strength and Conditioning	1973-75

<b>S</b>		
Seamon, Greg	Tight Ends	2002
Shelfon, Clarence	Running Backs	1998-01
Sherman, Ray	Wide Receivers	2007
Shofner, Jim	Quarterbacks	1983-85
Shula, Dave	Offensive Coordinator	1989
	Offensive Coordinator/ Quarterbacks	1990
Slowik, Bob	Defensive Assistant	1992
Smith, Glenn	Offensive Assistant	2000-01
Solari, Mike	Special Teams	1987-88
Sparano, Tony	Tight Ends	2003-04
	Offensive Line/ Running Game Coordinator	2005-06
	Asst. Head Coach/Off. Line	2007
Stallings, Gene	Defensive Backfield Coach	1972-85
Stautner, Ernie	Defensive Line	1966-72
	Defensive Coordinator	1973-74
	Defensive Coordinator/ Defensive Line	1975-88
Stewart, Brian	Defensive Coordinator	2007

<b>T</b>		
Tubbs, Jerry	Linebackers	1966-88
Turner, Norv	Offensive Coordinator/ Quarterbacks	1991-93

<b>V</b>		
Verducci, Frank	Offensive Line	2002

<b>W</b>		
Wannstedt, Dave	Defensive Coordinator/ Linebackers	1989-92
Ward, Bob	Strength and Conditioning	1976-89
Warhop, George	Offensive Line	2003-04
Wilson, Wade	Quarterbacks	2000-02, 2007
Wise, Tony	Offensive Line	1989-92
Woick, Mike	Strength and Conditioning	1990-96

<b>Z</b>		
Zampese, Ernie	Offensive Coordinator	1994-97
Zimmer, Mike	Defensive Assistant	1994
	Defensive Backs	1995-99
	Defensive Coordinator	2000-06

**PLAYERS**

<b>A</b>	
50	Abrams, Bobby, LB, Michigan, 1992-93
21	Adams, David, RB, Arizona, 1967
76	Adams, Fiozell, G/T, Michigan State, 1998-07
51/53	Adams, Keith, LB, Clemson, 2001-02
24	Adams, Vashone, S, Eastern Michigan, 1999
26	Adderley, Herb, CB, Michigan State, 1970-72
23	Adkins, Margene, WR, Henderson J.C., 1970-71
34	Agee, Tommie, FB, Auburn, 1990-94
8	Aikman, Troy, QB, UCLA, 1989-90
29	Akins, Chris, S, Arkansas-Pine Bluff, 1999-00
36	Albritton, Vince, S/LB, Washington, 1984-91
67	Alexander, Ray, WR, Florida A&M, 1988-89
83	Alford, Darnell, T, Boston College, 2002
31	Allen, Gary, RB, Hawaii, 1983-84
73	Allen, Larry, G/T, Sonoma State, 1994-05
19	Alworth, Lance, WR, Arkansas, 1971-72
96	Anderson, Antonio, DT, Syracuse, 1997-98
34	Anderson, Deon, FB, Connecticut, 2007
20	Anderson, Richie, FB, Penn State, 2003-04
66	Andrie, George, DE, Marquette, 1962-72
81	Ankrom, Scott, WR, Texas Christian, 1989
10/35	Armstrong, Jimmy, DB, Appalachian State, 1987
81	Armstrong, Tjji, TE, Mississippi, 1996
64	Arneson, Jim, C/G, Arizona, 1973-74
78	Asher, Bob, T, Vanderbilt, 1970
76	Aughtman, Dowe, OL, Auburn, 1984
14/19	Austin, Miles, WR, Northmouth University, 2006-07
89	Awalt, Rob, TE, San Diego St., 1990-91
50/51	Ayodele, Akin, LB, Purdue, 2006-07
92	Ayodele, Remi, NT, Oklahoma, 2007

<b>B</b>	
33	Babb, Gene, LB/RB, Austin College, 1960-61
53	Babinecz, John, LB, Villanova, 1972-73
23	Bailey, Robert, CB, Miami, Fla., 1995
66	Baker, Jesse, DE, Jacksonville State, 1966
10	Baker, Jon, K, Arizona State, 1995
38	Baker, Sam, P/K, Oregon State, 1962-63
62	Baldinger, Brian, OL, Duke, 1982-84, 1986-87
20	Ball, Alan, CB, Illinois, 2007
87	Banks, Gordon, WR, Stanford, 1985-87
24	Barber III, Marion, RB, Minnesota, 2005-07
80	Barksdale, Rod, WR, Arizona, 1987
31	Barnes, Benny, DB, Stanford, 1972-82
36	Barnes, Darian, FB, Hampton, 2004
80	Barnes, Gary, WR, Clemson, 1963
56	Barnes, Reggie, LB, Oklahoma, 1995
56	Barnes, Rodrigo, LB, Rice, 1973-74
48	Barrow, Micheal, LB, Miami, Fla., 2005
81	Bateman, Marv, P, Utah, 1972-74
40	Bates, Bill, S, Tennessee, 1983-97
29	Bates, Michael, WR/KR, Arizona, 2003
68	Batiste, Michael, DT/G, Tulane, 1995
46	Baynham, Craig, RB, Georgia Tech, 1967-69
11	Belden, Bob, QB, Notre Dame, 1969-70
33	Bell, Jason, CB, UCLA, 2001
91	Benson, Darren, DT, Trinity Valley C.C., 1995-98
20	Berch, Bob, S, Michigan State, 1960-61
67	Berger, Joe, G, Michigan Tech, 2006-07
76	Beuthe, Larry, DL, Michigan State, 1978-83
7	Beuerlein, Steve, QB, Notre Dame, 1991-92
46	Bickerstaff, Erik, RB, Wisconsin, 2003
36	Bielski, Dick, TE, Maryland, 1960-61

- 29 Billups, Terry, CB, North Carolina, 1998  
 44 Bishop, Don, CB, CCLA, 1960-65  
 86 Bjornson, Eric, TE, Washington, 1995-99  
 24 Blackwell, Alois, RB, Houston, 1978-79  
 89 Blackwell, Kelly, TE, Texas Christian, 1993  
 99 Blade, Willie, DT, Mississippi State, 2003  
 46 Blake, Ricky, RB, Alabama A&M, 1991  
 11 Bledsoe, Drew, QB, Washington State, 2005-06  
 28 Blount, Alvin, RB, Maryland, 1987  
 68 Boeke, Jim, T, Heidelberg, 1964-67  
 18 Boniol, Chris, K, Louisiana Tech, 1994-96  
 87 Borden, Nate, DE, Indiana, 1960-61  
 84 Borresen, Rich, TE, Northwestern, 1987  
 58 Bowden, Joe, LB, Oklahoma, 2000  
 72 Bowen, Stephen, DE, Hofstra, 2006-07  
 51 Braatz, Tom, LB, Marquette, 1960  
 77 Bradfute, Byron, T, Southern Mississippi, 1960-61  
 1 Bradfute, Kerry, K, Hawaii, 1987  
 82/85 Brazzell, Chris, WR, Angelo State, 1999-00  
 53 Breunig, Bob, LB, Arizona State, 1975-84  
 21/23/29 Brice, Alundis, CB, Mississippi, 1995-96  
 43 Briggs, Greg, S, Texas Southern, 1995  
 63 Brinkley, Lester, DT, Mississippi, 1990  
 36 Brinson, Larry, RB, Florida, 1977-79  
 77 Brock, Clyde, DT, Utah State, 1962-63  
 70 Brooks, Ethan, T, Williams College, 2005  
 50 Brooks, Jamal, LB, Hampton, 2001-03  
 92 Brooks, Jermaine, DT, Arkansas, 2003  
 99 Brooks, Kevin, DT, Michigan, 1985-88  
 44 Brooks, Michael, S, No. Carolina St., 1990  
 62 Brotzki, Bob, T, Syracuse, 1988  
 79 Broughton, Willie, DT, Miami, Fla., 1989-90  
 27 Brown, Courtney, S, Cal Poly, 2007  
 33 Brown, Eric, DB, Savannah State, 1989  
 59 Brown, Guy, LB, Houston, 1977-82  
 24/34 Brown, Larry, CB, Texas Christian, 1991-95, 1998  
 31 Brown, Otto, DB, Prairie View, 1969  
 59/50 Brownlow, Darrick, LB, Illinois, 1991, 1994  
 88 Bryant, Antonio, WR, Pittsburgh, 2002-04  
 60 Brymer, Chris, C/G, Southern Cal, 1999  
 22 Bullocks, Amos, RB, Southern Illinois, 1962-64  
 15/89/82 Burbage, Cornell, WR, Kentucky, 1987-89  
 60 Burkett, Jackie, LB, Auburn, 1968-69  
 57 Burnett, Kevin, LB, Tennessee, 2005-07  
 73 Burnette, Dave, T, Central Arkansas, 1987  
 57 Burton, Ron, LB, North Carolina, 1987-89  
 22 Butler, Bill, S, Tenn. Chattanooga, 1960  
 36 Butler, Quincy, S, Texas Christian, 2006

**C**

- 60 Caffey, Lee Roy, LB, Texas A&M, 1971  
 86 Campbell, Dan, TE, Texas A&M, 2003-05  
 57 Campos, Alan, LB, Louisville, 1996  
 52 Cannon, Billy, LB, Texas A&M, 1984  
 10 Cantrell, Barry, P, Fordham, 2000  
 99 Canty, Chris, DE, Virginia, 2005-07  
 59 Capone, Warren, LB, Louisiana State, 1975  
 18 Carano, Glenn, QB, Nevada-Las Vegas, 1977-83  
 17 Carmichael, Harold, WR, Southern, 1984  
 54 Carpenter, Bobby, LB, Ohio State, 2006-07  
 10 Carrell, Duane, P, Florida State, 1974  
 91 Carson, Leonardo, DT, Auburn, 2003-04  
 75 Carter, Jon, DT, Pittsburgh, 1989  
 17 Carter, Quincy, QB, Georgia, 2001-03  
 96/98 Carver, Shante, DE, Arizona State, 1994-97  
 25 Case, Scott, S, Oklahoma, 1995  
 75 Casillas, Tony, DT, Oklahoma, 1991-93, 1996-97  
 23 Cason, Avelon, RB, Illinois State, 2003  
 54 Caver, Quinton, LB, Arkansas, 2005  
 54 Cerqua, Marc, LB, Carson-Newman, 2001  
 79 Cesario, Sal, G, Cal. Poly SLO, 1987  
 35 Chancey, Robert, RB, no college, 1999  
 85/89 Chandler, Thornton, TE, Alabama, 1986-89  
 72 Cheek, Louis, OL, Texas A&M, 1990  
 95 Chevrier, Randy, DT, McGill, 2001  
 85 Chiverini, Darrin, WR, Colorado, 2001  
 72 Childress, Ray, DT, Texas A&M, 1996  
 77 Cisowski, Steve, T, Santa Clara, 1987  
 42 Clack, Darryl, RB, Arizona State, 1986-89  
 83/17 Clark, Mike, K, Texas A&M, 1968-71, 1973  
 73 Clark, Monte, T, Southern California, 1962  
 37 Clark, Phil, DB, Northwestern, 1967-69

- 82 Clarke, Frank, TE/WR, Colorado, 1960-67  
 83 Clay, Hayward, TE, Texas A&M, 1998-99  
 95 Claybrooks, DeVone, DT, East Carolina, 2004  
 47 Clinkscales, Dextor, S, South Carolina State, 1980, 1982-85  
 52 Coakley, Dexter, LB, Appalachian State, 1997-04  
 59 Cobb, Garry, LB, Southern California, 1988-89  
 63 Cole, Larry, DL, Hawaii, 1968-80  
 41 Coleman, Anthony, DB, Baylor, 1987  
 93 Coleman, Kenyon, DE, UCLA, 2003-06  
 44 Coleman, Lincoln, RB, Baylor, 1993-94  
 32 Coleman, Marcus, S, Texas Tech, 2006  
 86 Coleman, Ralph, LB, North Carolina A&T, 1972  
 10 Collier, Reggie, QB, Southern Mississippi, 1986  
 70 Collins, Javier, DT/T, Northwestern, 2001-03  
 75 Colombo, Marc, T, Boston College, 2005-07  
 77 Colvin, Jim, DT, Houston, 1964-66  
 61 Conaty, Bill, C, Virginia Tech, 2003  
 46 Condo, Jon, LS, Maryland, 2005  
 31 Cone, Fred, K, Clemson, 1960  
 54/53 Connelly, Mike, C, Utah State, 1960-67  
 40 Conrad, Bobby Joe, WR, Texas A&M, 1969  
 94 Cooper, Chris, DT, Nebraska-Omaha, 2004  
 61 Cooper, Jim, OL, Temple, 1977-86  
 93 Cooper, Reggie, LB, Nebraska, 1991  
 18 Copper, Terrance, WR, East Carolina, 2004-05  
 68 Cornish, Frank, C, UCLA, 1992-94  
 85 Cornwell, Fred, TE, Southern California, 1984-85  
 2 Cortez, Jose, K, Oregon State, 2005  
 57 Coryatt, Quentin, LB, Texas A&M, 1999  
 84 Cosbie, Doug, TE, Santa Clara, 1979-88  
 44/81 Courville, Vince, WR, Rice, 1987  
 84 Crayton, Patrick, WR, Northwestern Oklahoma, 2004-07  
 90 Crockett, Willis, LB, Georgia Tech, 1990  
 32 Crockett, Zack, RB, 2007  
 85 Cronin, Gene, LB, Pacific, 1960  
 3 Cundiff, Billy, K, Drake, 2002-05  
 7 Cunningham, Randall, QB, Nevada-Las Vegas, 2000  
 3 Cunningham, Richie, K, SW Louisiana, 1997-99  
 89 Curtis, Tony, TE, Portland State, 2006-07  
 62 Cvercko, Andy, G, Northwestern, 1961-62

**D**

- 81 Daniel, Tim, WR, Florida A&M, 1993  
 45/21 Daniels, Dick, S, Pacific, Ore., 1966-68  
 29 Dantzler, Woodrow, RB, Clemson, 2002  
 87 Davis, Billy, WR, Pittsburgh, 1995-98  
 89 Davis, Donnie, WR, Southern, 1962  
 40/29 Davis, Keith, S, Sam Houston, 2002, 2004-07  
 57 Davis, Kyle, C, Oklahoma, 1975  
 70 Davis, Leonard, G, Texas, 2007  
 77/99 Davis, Nathan, DT, Indiana, 1998-99  
 88 Davis, Sonny, LB, Baylor, 1961  
 35 Davis, Wendell, CB, Oklahoma, 1996-99  
 26 Davison, Andrew, CB, Kansas, 2003  
 55 Del Rio, Jack, LB, Southern California, 1989-91  
 41 Dennis, Pat, CB, Louisiana-Monroe, 2001  
 21 Dennison, Doug, RB, Kutztown State, 1974-78  
 55 DeOssie, Steve, LB, Boston College, 1984-88  
 83 Deters, Harold, K, No. Carolina State, 1967  
 26 Dial, Buddy, WR, Rice, 1964-66  
 64 Diaz, Jorge, G, Texas A&M-Kingsville, 2000  
 51 Dickerson, Anthony, LB, Southern Methodist, 1980-84  
 71 Dickson, Paul, T, Baylor, 1960  
 76 Diehl, John, DT, Virginia, 1965  
 89 DiNapoli, Gennaro, C, Virginia Tech, 2003  
 63 Ditka, Mike, TE, Pittsburgh, 1969-72  
 86/21 Dixon, James, WR/RB, Houston, 1989-91  
 24/25 Dixon, Tony, S, Alabama, 2001-05  
 34 Doelling, Fred, S, Pennsylvania, 1960  
 53 Donaldson, Ray, C, Georgia, 1995-96  
 83 Donley, Doug, WR, Ohio State, 1981-84  
 62 Donohue, Leon, G, Cal. State San Jose, 1965-67  
 67 Donovan, Pat, T, Stanford, 1975-83  
 83 Doran, Jim, WR, Iowa State, 1960-61  
 33 Dorsett, Tony, RB, Pittsburgh, 1977-87  
 79 Dorsey, Char-ron, T, Florida State, 2001-02  
 34 Douglas, Merrill, RB, Utah, 1961  
 20 Dowdle, Mike, RB/LB, Texas, 1960-62  
 26 Downs, Michael, S, Rice, 1981-88  
 86 Duckett, Kenny, WR, Wake Forest, 1985  
 89 Dugan, Fred, WR, Dayton, 1960  
 52 Duliban, Chris, LB, Texas, 1987  
 37 Dunn, Perry Lee, RB, Mississippi, 1964-65

- 45 Dupre, L.G., RB, Baylor, 1960-61  
 89 DuPre, Billy Joe, TE, Michigan State, 1973-83  
 78 Dutton, John, DL, Nebraska, 1979-86  
 71 Dwyer, Mike, DT, Massachusetts, 1987

## E

- 42 Easmon, Ricky, DB, Florida, 1985  
 79/77 East, Ron, DT, Montana State, 1967-70  
 99 Eaton, Chad, DT, Washington State, 2004  
 52 Edwards, Dave, LB, Auburn, 1963-75  
 58 Edwards, Dixon, LB, Michigan State, 1991-95  
 81/87 Edwards, Kelvin, WR, Liberty, 1987-88  
 27 Edwards, Mario, CB, Florida State, 2000-03  
 52 Eidson, Jim, G/C, Mississippi State, 1976  
 96 Ekuban, Ebenezer, DE, North Carolina, 1999-03  
 37 Eiam, Abram, S, Kent State, 2006  
 53 Eiam, Onzy, LB, Tennessee State, 1989  
 2 Elliott, Lin, K, Texas Tech, 1992-93  
 98 Ellis, Greg, DE/LB, North Carolina, 1998-07  
 92 Evans, Demetric, DE, Georgia, 2001-02  
 31/27 Everett, Thomas, S, Baylor, 1992-93

## F

- 69 Fabini, Jason, T, Cincinnati, 2006  
 63 Falls, Mike, G, Minnesota, 1960-61  
 80 Fasano, Anthony, TE, Notre Dame, 2006-07  
 27 Fellows, Ron, CB, Missouri, 1981-86  
 95 Ferguson, Jason, DT, Georgia, 2005-07  
 54 Fieldings, Anthony, LB, Morningside College, 1995  
 97 Fields, Aaron, DE, Troy State, 2000  
 10 Filipovic, Filip, P, South Dakota, 2002  
 46 Fishback, Joe, S, Carson-Newman, 1993-94  
 73 Fisher, Ray, T, Eastern Illinois, 1960  
 62 Fitzgerald, John, C, Boston College, 1971-80  
 55 Flaherty, Harry, LB, Holy Cross, 1987  
 63 Flannery, John, G, Syracuse, 1996-97  
 82 Fleming, Cory, WR, Tennessee, 1994-95  
 45 Flowers, Richmond, S, Tennessee, 1969-71  
 6 Folk, Nick, K, Arizona, 2007  
 80/83 Folsom, Lee, TE, Washington, 1962-64  
 85 Folsom, Steve, TE, Utah, 1987-90  
 80 Fontenot, Chris, TE, McNeese State, 2000  
 80 Ford, Bernard, WR, Central Florida, 1989  
 55 Fowler, Ryan, LB, Duke, 2004-06  
 46 Fowler, Todd, FB, Stephen F. Austin, 1985-88  
 38 Francis, Ron, CB, Baylor, 1987-90  
 32 Franckhauser, Tom, CB, Purdue, 1960-61  
 76 Frank, Bill, T, Colorado, 1964  
 23 Frazier, Derrick, CB, Texas A&M, 1996  
 30 Frazier, Lance, CB, West Virginia, 2004  
 71 Frederick, Andy, T, New Mexico, 1977-81  
 68 Free, Doug, T, Northern Illinois, 2007  
 69/66 Fricke, Ben, G/C, Houston, 1999-01  
 90 Frisch, Byron, DE, BYU, 2001  
 15 Fritsch, Toni, K, Vienna, Austria, 1971-73, 1975  
 79 Frost, Ken, DT, Kentucky, 1961-62  
 75 Fry, Bob, T, Kentucky, 1960-64  
 84 Fugett, Jean, TE, Amherst, 1972-75  
 50 Fujita, Scott, LB, California, 2005

## G

- 80 Gadsden, Oronde, WR, Winston-Salem, 1995  
 27 Gaechter, Mike, S, Oregon, 1962-69  
 39 Gainer, Derrick, RB, Florida A&M, 1992-93  
 89 Galbraith, Scott, TE, Southern California, 1993-94, 1997  
 84 Galloway, Joey, WR, Ohio State, 2000-03  
 29 Gant, Kenneth, CB, Albany St., 1990-94  
 61 Garmon, Kelvin, G, Baylor, 2000-02  
 17 Garrett, Jason, QB, Princeton, 1993-99  
 32 Garrison, Walt, RB, Oklahoma State, 1966-74  
 40 Gay, Everett, WR, Texas, 1988  
 35 Gent, Pete, WR/TE, Michigan State, 1964-68  
 27 George, Eddie, RB, Ohio State, 2004  
 67/63 Geseck, John, G, Cal. St.-Sacramento, 1990-93  
 11 Gibbs, Sonny, QB, Texas Christian, 1963  
 63 Gibson, Aaron, T, Wisconsin, 2001-02  
 26 Glenn, Aaron, CB, Texas A&M, 2005-06  
 83 Glenn, Terry, WR, Ohio State, 2003-07  
 97 Glover, La'Roi, DT, San Diego State, 2002-05  
 78 Glymph, Junior, DE, Carson-Newman, 2005-06  
 56 Godfrey, Randall, LB, Georgia, 1996-99  
 66 Gogan, Kevin, T, Washington, 1987-93  
 76 Gonzaga, John, DE, No college, 1960  
 9 Gonzalez, Daniel, QB, East Carolina, 1998

- 83 Gonzalez, Leon, WR, Bethune, Cookman, 1985  
 23 Goodrich, Dwayne, CB, Tennessee, 2000-02  
 44 Gowdy, Cornell, DB, Morgan State, 1986  
 4 Gowin, Toby, P, North Texas, 1997-99, 2003  
 7 Gramatica, Martin, K, Kansas State, 2006  
 71 Granger, Charlie, T, Southern, 1961  
 28 Granger, Norm, RB, Iowa, 1984  
 56 Grant, Orantes, LB, Georgia, 2000-01  
 58 Grau, Jeff, LS, UCLA, 2002  
 29/48 Green, Alex, CB, Indiana, 1987  
 61 Green, Allen, PK, Mississippi, 1961  
 34 Green, Cornell, DB, Utah State, 1962-74  
 10 Green, Skyler, WR, Louisiana State, 2006  
 70 Gregg, Forrest, G/T, Southern Methodist, 1971  
 77 Gregory, Bill, DL, Wisconsin, 1971-77  
 21 Gregory, Glynn, WR/DB, Southern Methodist, 1961-62  
 46 Grottkau, Bob, G, Oregon, 1961  
 65 Gurode, Andre, G/C, Colorado, 2002-07  
 60 Guy, Buzz, G, Duke, 1960

## H

- 64 Hagen, Halvor, C/G, Weber State, 1969-70  
 94 Haley, Charles, DE, James Madison, 1992-96  
 38 Hall, Chris, S, East Carolina, 1993  
 55 Hall, Lemanski, LB, Alabama, 1999  
 54 Hambrick, Darren, LB, South Carolina, 1998-01  
 35/42 Hambrick, Troy, RB, Savannah State, 2000-03  
 60 Hamel, Dean, DT, Tulsa, 1989-90  
 26 Hamlin, Ken, S, Arkansas, 2007  
 86 Hannan, Ryan, TE, Northern Iowa, 2006  
 52 Hansen, Wayne, LB, Texas Wesleyan, 1960  
 54 Hard, Darryl, LB, Tennessee, 1985, 1997  
 51 Hardy, Kevin, LB, Illinois, 2002  
 80/82 Harper, Alvin, WR, Tennessee, 1991-94, 1999  
 50 Harper, Dave, LB, Humboldt State, 1990  
 24 Harper, Roger, S, Ohio State, 1996  
 43 Harris, Cliff, S, Ouachita, 1970-79  
 86 Harris, Duriel, WR, New Mexico State, 1984  
 88 Harris, Jackie, TE, Northeast Louisiana, 2000-01  
 40 Harris, Jim, S, Oklahoma, 1961  
 80 Harris, Rod, WR, Texas A&M, 1990  
 97 Hatcher, Jason, DE, Grambling, 2006-07  
 38 Hawthorne, Duane, CB, Northern Illinois, 1999-02  
 22 Hayes, Bob, WR, Florida A&M, 1965-74  
 33 Hayes, Wendell, RB, Humboldt State, 1963  
 27 Haynes, Tommy, S, Southern California, 1987  
 56 Hays, Harold, LB, Southern Mississippi, 1963-67  
 62/78 Healy, Don, DT, Maryland, 1960-61  
 69 Hegamin, George, T, North Carolina State, 1994-97  
 58 Hegman, Mike, LB, Tennessee State, 1976-88  
 11 Heinrich, Don, QB, Washington, 1960  
 62/70 Hellestrae, Dale, OL, Southern Methodist, 1990-00  
 58 Hemsley, Nate, LB, Syracuse, 1997-99  
 56 Henderson, Thomas, LB, Langston, 1975-79  
 58/50 Hendrickson, Steve, LB, California, 1989  
 45 Hendrix, Manny, CB, Utah, 1986-91  
 85 Hendrix, Tim, TE, Tennessee, 1987  
 95 Hennings, Chad, DT, Air Force, 1992-00  
 42 Henry, Anthony, CB, South Florida, 2005-07  
 7 Henson, Drew, QB, Michigan, 2004-05  
 72 Herchman, Bill, DT, Texas Tech, 1960-61  
 1 Herrera, Efen, K, UCLA, 1974, 1976-77  
 81 Hervey, Edward, WR, Southern Cal, 1995  
 21 Higgs, Mark, RB, Kentucky, 1988  
 32 Highsmith, Alonzo, FB, Miami, Fla., 1990-91  
 9 Hilbert, Jon, K, Louisville, 2001  
 31 Hill, Bill, CB, Rutgers, 1987  
 35 Hill, Calvin, RB, Yale, 1969-74  
 25 Hill, Rod, CB, Kentucky State, 1982-83  
 80 Hill, Tony, WR, Stanford, 1977-86  
 60/90 Hill, Tony, DE, Tenn. Chattanooga, 1991-92  
 16 Hodge, Damon, WR, Alabama State, 2000  
 10 Hodson, Tommy, QB, Louisiana State, 1994  
 14 Hogeboom, Gary, QB, Central Michigan, 1980-85  
 23 Holloway, Johnny, CB, Kansas, 1986  
 47 Holmes, Clayton, CB, Carson-Newman, 1992-95  
 30 Holt, Issiac, CB, Alcorn State, 1989-92  
 24 Homan, Dennis, WR, Alabama, 1968-70  
 9 Hoopes, Mitch, P, Arizona, 1975  
 20 Horton, Ray, S, Washington, 1989-92  
 67 Houser, John, C/G, Redlands, 1960-61

- 86 **Houston, Bill**, WR, Jackson State, 1974  
 21 **Howard, Carl**, CB, Rutgers, 1984  
 99 **Howard, David**, LB, Cal. St. Long Beach, 1989-90  
 81 **Howard, Percy**, WR, Austin Peay, 1975  
 87 **Howard, Ron**, TE, Seattle, 1974-75  
 54 **Howley, Chuck**, LB, West Virginia, 1961-73  
 81 **Howton, Bill**, WR, Rice, 1960-63  
 51 **Hoyle, Lynn**, C/G, Cal. St. Long Beach, 1962-63  
 46/53 **Hoyle, Oliver**, FB/LB, North Carolina State, 2006-07  
 49 **Huggins, Johnny**, TE, Alabama State, 2001  
 42 **Hughes, Randy**, S, Oklahoma, 1975-80  
 32 **Hughes, Tyrone**, CB, Nebraska, 1998  
 11 **Humphrey, Buddy**, QB, Baylor, 1961  
 79 **Hunt, John**, G/T, Florida, 1984  
 34 **Hunter, Monty**, S, Salem, 1982  
 47 **Hunter, Pete**, CB, Virginia Union, 2002-04  
 52/58 **Hurd, Jeff**, LB, Kansas State, 1987  
 17 **Hurd, Sam**, WR, Northern Illinois, 2006-07  
 40 **Hurt, Eric**, CB, Cal. State San Jose, 1980  
 66 **Husmann, Ed**, DT, Nebraska, 1960  
 59 **Hutcherson, Ken**, LB, Livingston State, 1974  
 7 **Hutchinson, Chad**, QB, Stanford, 2002-03  
 57/55 **Huther, Bruce**, LB, New Hampshire, 1977-80, 1983  
 66 **Hutson, Tony**, G, N.E. Oklahoma St., 1996-99

## I

- 88 **Irvin, Michael**, WR, Miami, Fla., 1988-99  
 60 **Isbell, Joe Bob**, G, Houston, 1962-65  
 81 **Ismail, Raghib**, WR, Notre Dame, 1999-01

## J

- 71 **Jackson, Al**, G, Louisiana State, 2000-01  
 32 **Jackson, Tim**, S, Nebraska, 1989  
 83 **Jackson, Willie**, WR, Florida, 1994  
 56 **James, Bradie**, LB, Louisiana State, 2003-07  
 80 **James, Cedric**, WR, Texas Christian, 2003  
 68 **Jamison, Vontrell**, DE, Clemson, 2005  
 53 **Jax, Garth**, LB, Florida State, 1986-88  
 77 **Jeffcoat, Jim**, DE, Arizona State, 1983-94  
 81 **Jeffers, Patrick**, WR, Virginia, 1998  
 84 **Jennings, Keith**, TE, Clemson, 1989  
 37 **Jensen, Jim**, RB, Iowa, 1976  
 19 **Jett, John**, P, East Carolina, 1993-96  
 62/52 **Johnson, Al**, C, Wisconsin, 2003-06  
 14 **Johnson, Brad**, QB, Florida State, 2007  
 86 **Johnson, Butch**, WR, Calif.-Riverside, 1976-83  
 19 **Johnson, Keyshawn**, WR, Southern California, 2004-05  
 23 **Johnson, Mike**, CB, Kansas, 1966-69  
 64 **Johnson, Mitch**, G, UCLA, 1965  
 66 **Johnson, Tank**, NT, Washington, 2007  
 92 **Johnson, Thomas**, DT, Middle Tennessee St., 2005  
 29 **Johnson, Undra**, RB, West Virginia, 1989  
 91 **Johnson, Walter**, DT, Pittsburgh, 1987  
 48 **Johnston, Daryl**, FB, Syracuse, 1989-99  
 51 **Jones, Dale**, LB, Tennessee State, 1987  
 39 **Jones, E.J.**, RB, Kansas, 1987  
 72 **Jones, Ed**, DE, Tennessee State, 1974-78, 1980-89  
 23 **Jones, James**, RB, Mississippi State, 1980-82, 1984-85  
 25 **Jones, Jermaine**, CB, Northwestern State (LA), 2002  
 97 **Jones, Jimmie**, DL, Miami, Fla., 1990-93  
 36 **Jones, Julius**, RB, Notre Dame, 2004-07  
 33 **Jones, Nathan**, CB, Rutgers, 2004-07  
 55 **Jones, Robert**, LB, East Carolina, 1992-95  
 55 **Jordan, Lee Roy**, LB, Alabama, 1963-76

## K

- 20 **Kaiser, Jason**, S, Culver-Stockton, 1999  
 7 **Keller, Mike**, LB, Michigan, 1972  
 60 **Kennard, Derek**, G, Nevada-Reno, 1994-96  
 68 **Ker, Crawford**, G, Florida, 1985-90  
 60 **Killian, Gene**, G, Tennessee, 1974  
 27 **Kincade, Keylon**, RB, Southern Methodist, 2006  
 60 **Kiner, Steve**, LB, Tennessee, 1970  
 7 **King, Angelo**, LB, South Carolina State, 1981-83  
 63 **Kiselak, Michael**, C/G, Maryland, 1998-99  
 73 **Kitson, Syd**, G, Wake Forest, 1984  
 79 **Klein, Dick**, T, Iowa, 1960  
 4 **Knorr, Micah**, P, Utah State, 2000-02  
 18 **Kosar, Bernie**, QB, Miami, Fla., 1993  
 63 **Kosier, Kyle**, G, Arizona State, 2006-07  
 35 **Kowalczyk, Walt**, RB, Michigan State, 1960

- 9 **Kupp, Craig**, QB, Pacific-Lutheran, 1991  
 67 **Kupp, Jake**, G, Washington, 1964-65  
 25 **Kyle, Aaron**, CB, Wyoming, 1976-79

## L

- 91 **Ladouceur, Louis-Philippe**, LS, California, 2005-07  
 89 **LaFleur, David**, TE, Louisiana State, 1997-00  
 35 **Laidlaw, Scott**, RB, Stanford, 1975-79  
 38 **Lang, David**, RB, Northern Arizona, 1995  
 41 **Larrimore, Kareem**, CB, West Texas A&M, 2000-01  
 15 **Laufenberg, Babe**, QB, Indiana, 1989-90  
 25 **Lassic, Derrick**, RB, Alabama, 1993-94  
 29 **Lavette, Robert**, RB, Georgia Tech, 1985-87  
 66 **Lawless, Burton**, G, Florida, 1975-79  
 16 **Leaf, Ryan**, QB, Washington State, 2001  
 14 **LeBaron, Eddie**, QB, Pacific, 1960-63  
 32 **Lee, ReShard**, RB, Middle Tennessee St., 2004  
 68 **Lehr, Matt**, C/G, Virginia Tech, 2001-04  
 34 **Lester, Tim**, FB, Eastern Kentucky, 1999  
 78 **Lett, Leon**, DL, Emporia State, 1991-00  
 50 **Lewis, D.D.**, LB, Mississippi State, 1968, 1970-81  
 23 **Lewis, Woodley**, WR, Oregon, 1960  
 64/67 **Lilja, George**, C, Michigan, 1987  
 74 **Lilly, Bob**, DL, Texas Christian, 1961-74  
 97 **Lilly, Kevin**, DT, Tulsa, 1989  
 72/64 **Liscio, Tony**, T, Tulsa, 1963-64, 1966-71  
 20 **Livingston, Bruce**, DB, Arkansas Tech, 1987  
 41 **Livingston, Warren**, CB, Arizona, 1961-66  
 35 **Lockett, J.W.**, RB, Central Oklahoma, 1961-62  
 56 **Lockhart, Eugene**, LB, Houston, 1984-90  
 25 **Logan, Obert**, S, Trinity Tex., 1965-66  
 56 **Long, Bob**, LB, UCLA, 1962  
 19 **Longley, Clint**, QB, Abilene Christian, 1974-75  
 18 **Lothridge, Billy**, P/OB, Georgia Tech, 1964  
 84/86 **Lucky, Mike**, TE, Arizona, 1999-02

## M

- 58 **Mackey, Louis**, LB, Akron, 2001-02  
 51 **Manders, Dave**, C, Michigan State, 1964-66, 1968-74  
 22 **Manning, Wade**, CB, Ohio State, 1979  
 31 **Marion, Brock**, S, Nevada-Reno, 1993-97  
 31 **Marsh, Amos**, RB, Oregon State, 1961-64  
 78 **Marten, James**, T, Boston College, 2007  
 79 **Martin, Harvey**, DE, East Texas State, 1973-83  
 34 **Martin, Jamar**, FB, Ohio State, 2002-03  
 83 **Martin, Kelvin**, WR, Boston College, 1987-92, 1996  
 67 **Maryland, Russell**, DT, Miami, Fla., 1991-95  
 25 **Mathews, Ray**, WR, Clemson, 1960  
 23 **Mathis, Kevin**, CB, Texas A&M-Commerce, 1997-99  
 1 **McBriar, Mat**, P, Hawaii, 2004-07  
 99 **McCormack, Hurvin**, DT, Indiana, 1994-98  
 70 **McCreary, Bob**, T, Wake Forest, 1961  
 80 **McDaniels, David**, WR, Mississippi Valley, 1968  
 14 **McDonald, Paul**, CB, Southern California, 1966-87  
 25 **McDonald, Tommy**, WR, Oklahoma, 1964  
 79 **McFadden, Marques**, T, Arizona, 2002  
 83 **McGarity, Wade**, WR, Texas, 1999-01  
 82 **McGee, Tony**, TE, Michigan, 2002-03  
 42 **McHenry, Don**, RB, Southern Methodist, 1960-61  
 90 **McIntosh, Toddrick**, DT, Florida State, 1994  
 67 **McIver, Everett**, G, Elizabeth City State, 1998-99  
 36 **McKie, Jason**, FB, Temple, 2002  
 66 **McKinney, Jeremy**, G/T, Iowa, 2002  
 85 **McKinnon, Dennis**, WR, Florida St., 1990  
 82 **McKnight, James**, WR, Liberty, 1999-00  
 52 **McLean, Scott**, LB, Florida State, 1983  
 47 **McNeil, Ryan**, CB, Miami, Fla., 2000  
 77 **McQuistan, Pat**, T, Weber State, 2006-07  
 35 **McSwain, Chuck**, RB, Clemson, 1983-84  
 70 **Memmelear, Dale**, G, Wyoming, 1962-63  
 17 **Meredith, Don**, QB, Southern Methodist, 1960-68  
 78 **Meyers, John**, DT, Washington, 1962-63  
 83 **Mickey, Joey**, TE, Oklahoma, 1993  
 7 **Millen, Hugh**, QB, Washington, 1993  
 3 **Miller, Anthony**, WR, Tennessee, 1997  
 3 **Miller, Jim**, P, Mississippi, 1983-84  
 85 **Mills, Ernie**, WR, Florida, 1998-99  
 72 **Missouri, Dwayne**, DE, Northwestern, 2001  
 34 **Mitchell, Aaron**, CB, Nevada-Las Vegas, 1979-80  
 82 **Mitchell, Johnny**, TE, Nebraska, 1996  
 27 **Mobley, Singor**, S, Washington State, 1997-99  
 47 **Moegle, Dick**, S, Rice, 1961  
 23 **Montgomery, Mike**, RB/WR, Kansas State, 1972-73

- 24 **Mooty, Jim**, CB, Arkansas, 1960  
 37 **Morgan, Dennis**, RB, Western Illinois, 1974  
 81 **Morgan, Quincy**, WR, Kansas State, 2004  
 14 **Morton, Craig**, QB, California, 1965-74  
 80 **Murchison, Ola Lee**, WR, Pacific, 1961  
 3 **Murray, Eddie**, K, Tulane, 1993, 1999  
 29 **Murrell, Adrian**, RB, West Virginia, 2003  
 29 **Myers, Greg**, S, Colorado State, 2000  
 94 **Myers, Michael**, DL, Alabama, 1998-03  
 98 **Myles, Godfrey**, LB, Florida, 1991-96  
 62 **Myslinski, Tom**, G/C, Tennessee, 1999
- N**
- 73 **Neely, Ralph**, G/T, Oklahoma, 1965-77  
 39 **Neufeld, Ryan**, FB, UCLA, 1999  
 44 **Newhouse, Robert**, FB, Houston, 1972-83  
 41 **Newman, Terence**, CB, Kansas State, 2003-07  
 30 **Newsome, Timmy**, RB, Winston-Salem, 1980-88  
 67/61 **Newton, Nate**, G/T, Florida A&M, 1996-98  
 59 **Nguyen, Dat**, LB, Texas A&M, 1999-05  
 76 **Niland, John**, G, Iowa, 1966-74  
 60 **Nix, John**, DT, Southern Miss, 2001-02  
 75 **Noble, Brandon**, DT, Penn State, 1999-02  
 25 **Nolan, Dick**, S, Maryland, 1962  
 60 **Noll, Ben**, G, Pennsylvania, 2004-05  
 73 **Noonan, Danny**, DL, Nebraska, 1987-92  
 84 **Norman, Pettis**, TE, J.C. Smith, 1962-70  
 25 **Norton, Jerry**, S, Southern Methodist, 1962  
 51 **Norton, Ken**, LB, UCLA, 1988-93  
 84 **Novacek, Jay**, TE, Wyoming, 1990-96  
 76 **Nutting, Ed**, T, Georgia Tech, 1963  
 61 **Nye, Blaine**, G, Standord, 1968-76
- O**
- 90 **Ogboju, Eric**, DE, Maryland, 2003-05  
 82 **Ogden, Jeff**, WR, Eastern Washington, 1998-99  
 23 **Oglesby, Evan**, CB, North Alabama, 2007  
 54 **O'Neil, Keith**, LB, Northern Arizona, 2003-04  
 62 **Oswald, Paul**, G, Kansas, 1988  
 76 **Otto, Bob**, DL, Idaho State, 1986  
 20 **Overton, Jerry**, S, Utah, 1963  
 31 **Owens, Billy**, DB, Pittsburgh, 1988  
 81 **Owens, Terrell**, WR, Tennessee-Chattanooga, 2006-07

- P**
- 62 **Page, Craig**, C, Georgia Tech, 2000  
 77 **Page, Solomon**, G/T, West Virginia, 1999-02  
 26 **Palmer, Paul**, RB, Temple, 1989  
 60 **Parker, J'vonne**, DT, Rutgers, 2006  
 21 **Parks, Billy**, WR, Cal. St. Long Beach, 1972  
 62 **Parrish, James**, T, Temple, 1993-94  
 34 **Parrish, Tony**, S, Washington, 2006  
 56 **Patera, Jack**, LB, Oregon, 1960-61  
 43 **Patterson, Elvis**, CB, Kansas, 1993  
 88 **Pearson, Drew**, WR, Tulsa, 1973-83  
 26 **Pearson, Preston**, RB, Illinois, 1975-80  
 9 **Peete, Rodney**, QB, Southern California, 1994  
 16 **Pelluer, Steve**, QB, Washington, 1984-88  
 59 **Penn, Jesse**, LB, Virginia Tech, 1985-87  
 22 **Peoples, George**, RB, Auburn, 1982  
 33 **Percival, Mac**, K, Texas Tech, 1974  
 43 **Perkins, Don**, RB, New Mexico, 1961-68  
 92 **Perkins, Ray**, DE, Virginia, 1987  
 39 **Perryman, Robert**, FB, Michigan, 1990  
 72 **Peterman, Stephen**, G, Louisiana State, 2004-05  
 65 **Petersen, Kurt**, G, Missouri, 1980-85  
 56 **Peterson, Calvin**, LB, UCLA, 1974-75  
 79 **Petitti, Rob**, T, Pittsburgh, 2005  
 81 **Phillips, Kirk**, WR, Tulsa, 1984  
 49/88 **Pierce, Brett**, TE, Stanford, 2004-05  
 20 **Pile, Willie**, S, Virginia Tech, 2005  
 33 **Pinder, Cyril**, RB, Illinois, 1973  
 97 **Pittman, Kavika**, DE, McNeese St., 1996-99  
 73 **Ploeger, Kurt**, DL, Gustavus Adolphus, 1966  
 62 **Poimboeuf, Lance**, K, Southwest Louisiana, 1963  
 39 **Polite, Lousaka**, FB, Pittsburgh, 2004-06  
 97 **Ponder, David**, DT, Florida State, 1985  
 86 **Porterfield, Garry**, DE, Tulsa, 1965  
 81 **Powe, Karl**, WR, Alabama State, 1985-86  
 25 **Powell, Jemeel**, CB, California, 2003  
 75 **Pozderac, Phil**, T, Notre Dame, 1982-87  
 89 **Price, Jim**, TE, Stanford, 1993  
 70 **Price, Marcus**, T, Louisiana State, 2005

- 81 **Price, Peerless**, WR, Tennessee, 2005  
 71 **Procter, Cory**, G, Montana, 2005-07  
 52 **Pruitt, Mickey**, LB, Colorado, 1991-92  
 75 **Pugh, Jethro**, DT, Elizabeth City, 1965-78  
 61 **Putnam, Duane**, G, Pacific, 1960

## Q

- 11 **Quinn, Mike**, QB, Stephen F. Austin, 1998-99

## R

- 64 **Rafferty, Tom**, G/C, Penn State, 1976-89  
 87 **Rambo, Ken-Yon**, WR, Ohio State, 2001-02  
 60 **Randall, Tom**, G, Iowa State, 1978  
 88 **Randle, Sonny**, WR, Virginia, 1968  
 66/90 **Ratliff, Jay**, DE, Auburn, 2005-07  
 85 **Rector, Jamaica**, WR, Northwest Missouri State, 2006  
 82 **Reece, Beasley**, CB/WR, North Texas, 1976  
 68 **Reese, Guy**, DT, Southern Methodist, 1962-63  
 43 **Reese, Izell**, S, Alabama-Birmingham, 1998-01  
 30 **Reeves, Dan**, RB/QB, South Carolina, 1965-72  
 35 **Reeves, Jacques**, CB, Purdue, 2004-07  
 20 **Renfro, Mel**, DB/RB, Oregon, 1964-77  
 62 **Renfro, Mike**, WR, Texas Christian, 1984-87  
 19 **Rentzel, Lance**, WR, Oklahoma, 1967-70  
 76 **Reynolds, Jerry**, T, Nevada-Las Vegas, 1994  
 13 **Rhyme, Jerry**, QB, Tulsa, 1965-68  
 27 **Richards, Curvin**, RB, Pittsburgh, 1991-92  
 83 **Richards, Golden**, WR, Hawaii, 1973-78  
 70 **Richards, Howard**, G/T, Missouri, 1981-86  
 31 **Richardson, Gloster**, WR, Jackson State, 1971  
 88 **Ridgway, Colin**, P/K, Lamar Tech, 1965  
 42 **Ridlon, Jim**, S, Syracuse, 1963-64  
 30 **Riley, Earl**, S, Washington State, 2000  
 62 **Rivera, Marco**, G, Penn State, 2005-06  
 12 **Roach, John**, QB, Southern Methodist, 1964  
 87 **Roberts, Alfredo**, TE, Miami, Fla., 1991-92  
 85 **Robinson, Jeff**, TE, Idaho, 2002-04  
 45 **Robinson, Larry**, RB, Tennessee, 1973  
 56 **Roe, Bill**, LB, Colorado, 1980  
 79 **Rogers, Jacob**, T, Southern California, 2004  
 50 **Rogers, Justin**, LB, SMU, 2007  
 50 **Rohrer, Jeff**, LB, Yale, 1982-87  
 9 **Romo, Tony**, QB, Eastern Illinois, 2003-07  
 56 **Roper, John**, LB, Texas A&M, 1993  
 20/21 **Ross, Derek**, CB, Ohio State, 2002-03  
 36 **Ross, Dominique**, RB, Valdosta State, 1995-96  
 68 **Ross, Oliver**, T, Iowa State, 1998  
 88 **Rucker, Reggie**, WR, Boston University, 1970-71  
 9 **Ruzek, Roger**, K, Weber State, 1987-89  
 80 **Ryan, Sean**, TE, Boston College, 2004-05

## S

- 87 **Saldi, Jay**, TE, South Carolina, 1976-82  
 89 **Salonen, Brian**, TE/LB, Montana, 1984-85  
 26 **Sanchez, Jeff**, CB, Tulane, 2003  
 70 **Sandeman, Bill**, DT, Pacific, 1966  
 21 **Sanders, Deion**, CB/WR, Florida State, 1995-99  
 80 **Santiago, O.J.**, TE, Kent, 2000  
 39 **Sargent, Broderick**, FB, Baylor, 1989  
 8 **Sawyer, Buzz**, P, Baylor, 1987  
 4 **Saxon, Mike**, P, San Diego St., 1985-92  
 68 **Scarlett, Noel**, DT, Langston, 2000  
 78 **Schaum, Greg**, DE, Michigan State, 1976  
 65 **Schoenke, Ray**, T, Southern Methodist, 1963-64  
 66 **Schultz, Chris**, T, Arizona, 1983, 1985  
 52 **Schwartz, Jim**, LB, Purdue, 1994-96  
 77 **Scifres, Steve**, OL, Wyoming, 1997  
 47 **Scott, Chuck**, WR, Vanderbilt, 1987  
 85 **Scott, Darnay**, WR, San Diego State, 2002  
 68 **Scott, Herb**, G, Virginia Union, 1975-84  
 35 **Scott, Kevin**, RB, Stanford, 1989  
 21/38 **Scott, Lynn**, S, Northwestern Oklahoma, 2001-05  
 52 **Scott, Sean**, LB, Maryland, 1988  
 22 **Scott, Victor**, DB, Colorado, 1984-88  
 10 **Secules, Scott**, QB, Virginia, 1988  
 6 **Seder, Tim**, K, Ashland, 2000-01  
 88 **Sellers, Ron**, WR, Florida State, 1972  
 1 **Septien, Rafael**, K, Southwest Louisiana, 1978-86  
 58 **Shanle, Scott**, LB, Nebraska, 2003-05  
 94/53 **Shannon, Randy**, LB, Miami, Fla., 1989-90  
 52 **Shaw, Robert**, C, Tennessee, 1979-81  
 67 **Shearin, Joe**, C, Texas, 1987  
 87/82 **Shepard, Derrick**, WR, Oklahoma, 1989-91

- 86 Sherer, Dave, P. Southern Methodist, 1960  
 86 Sherrard, Mike, WR, UCLA, 1986  
 63 Shields, Joe, OL, Portland State, 1987  
 50 Shiver, Clay, C, Florida State, 1996-98  
 46/25 Shy, Les, RB, Cal. St. Long Beach, 1966-69  
 82 Simmons, Cleo, TE, Jackson State, 1983  
 53 Simmons, Dave, LB, Georgia Tech, 1968  
 53 Simmons, Victor, LB, Central State, Ohio, 1987  
 51 Singleton, Al, LB, Temple, 2003-06  
 65 Slaton, Tony, G, Southern Cal., 1990  
 42 Smagala, Stan, DB, Notre Dame, 1990-91  
 40 Smerek, Don, DL, Nevada Reno, 1981-87  
 93 Smith, Artie, DT, Louisiana Tech, 1998  
 59 Smith, Darrin, LB, Miami, Fla., 1993-96  
 75/79 Smith, Daryle, T, Tennessee, 1987-88  
 39 Smith, Donald, S, Liberty, 1991  
 22 Smith, Emmitt, RB, Florida, 1990-02  
 24 Smith, J.D., RB, No. Carolina A&T, 1965-66  
 81 Smith, Jackie, TE, Northwest Louisiana, 1978  
 64 Smith, Jim Ray, G/T, Baylor, 1963-64  
 82 Smith, Jimmy, WR, Jackson State, 1992  
 26 Smith, Kevin, CB, Texas A&M, 1992-99  
 57 Smith, Myron, LB, Louisiana Tech, 1998  
 67 Smith, Sean, DT, Grambling, 1989  
 36 Smith, Tarik, RB, California, 1998-99  
 33 Smith, Timmy, RB, Texas Tech, 1990  
 85 Smith, Tody, DL, Southern California, 1971-72  
 57 Smith, Vinson, LB, East Carolina, 1990-92, 1997  
 86 Smith, Waddell, WR, Kansas, 1984  
 87 Smith, Zuriel, WR, Hampton, 2003  
 18 Snyder, Loren, QB, Northern Colorado, 1987  
 54 Solomon, Jesse, LB, Florida State, 1989-90  
 46 Solomon, Roland, S, Utah, 1980  
 45 Solwold, Mike, TE, Wisconsin, 2001  
 20 Sparks, Phillippi, CB, Arizona State, 2000  
 96 Spears, Marcus, DE, Louisiana State, 2005-07  
 90 Spellman, Alonzo, DT, Ohio State, 1999-00  
 93 Spencer, Anthony, LB, Purdue, 2007  
 80 Spivey, Sebron, WR, Southern Illinois, 1987  
 55 Spradlin, Danny, LB, Tennessee, 1981-82  
 20 Springs, Ron, RB, Ohio State, 1979-84  
 65 Stalls, Dave, DE, Northern Colorado, 1977-79  
 86 Stanback, Isaiah, WR, Washington, 2007  
 12 Staubach, Roger, QB, Navy, 1969-79  
 55 Steele, Markus, LB, Southern California, 2001-03  
 81/82 Steele, Robert, WR, Northern Alabama, 1978  
 79/77 Stephens, Larry, DE, Texas, 1963-67  
 70/53 Stepnoski, Mark, G/C, Pittsburgh, 1989-94, 1999-01  
 28 Stewart, Curtis, RB, Auburn, 1989  
 64 Stewart, Daleroy, DT, Southern Miss, 2002-04  
 40 Stiger, Jim, RB, Washington, 1963-65  
 83 Still, Bryan, WR, Virginia Tech, 1999  
 56 Stincic, Tom, LB, Michigan, 1969-71  
 5 Stoerner, Clint, QB, Arkansas, 2000-02  
 31 Stokes, Sim, WR, Northern Arizona, 1967  
 65 Stone, Ron, T, Boston College, 1993-95  
 18 Stoudt, Cliff, QB, Youngstown St., 1990-91  
 24 Stoutmire, Omar, S, Fresno State, 1997-98  
 82 Stowe, Otto, WR, Iowa State, 1973  
 96 Stubbs, Daniel, DE, Miami, Fla., 1990-91  
 30 Studstill, Darren, S, West Virginia, 1994  
 90 Sturgis, Oscar, DE, North Carolina, 1995  
 40 Strayhorn, Les, RB, East Carolina, 1973-74  
 55 Strickland, Fred, LB, Purdue, 1996-98  
 87 Stynchula, Andy, DE, Penn State, 1968  
 45 Sualua, Nicky, FB, Ohio State, 1997-98  
 4 Suisham, Shaun, K, Bowling Green, 2005-06  
 72 Sullivan, Mike, T, Miami, Fla., 1991  
 51/57 Swan, Russ, LB, Virginia, 1987  
 19 Sweeney, Kevin, QB, Cal. St. Fresno, 1987-88  
 80 Swinton, Reggie, WR, Murray State, 2001-03

- T**  
 71/72 Talbert, Don, DE/OT, Texas, 1962, 1965, 1971  
 25 Tautalatasi, Junior, RB, Washington State, 1989  
 36 Taylor, Tony, RB, Northwestern Louisiana, 2001  
 30/31 Teague, George, S, Alabama, 1996, 1998-01  
 89 Tennell, Derek, TE, UCLA, 1992  
 16 Testaverde, Vinny, QB, Miami, Fla., 2004  
 32 Thomas, Anthony, RB, Michigan, 2005  
 27 Thomas, Bill, RB, Boston College, 1972  
 32 Thomas, Blair, RB, Penn State, 1994  
 51 Thomas, Broderick, LB, Nebraska, 1996-98

- 41 Thomas, Dave, CB, Tennessee, 1993-94  
 33 Thomas, Duane, RB, West Texas State, 1970-71  
 37 Thomas, Ike, CB, Bishop, 1971  
 59/44 Thomas, Robert, LB/FB, Henderson State, 1998-02  
 67 Thompson, Broderick, G, Kansas, 1985  
 28 Thompson, Tyson, RB, San Jose State, 2005-07  
 87 Thorn, Andy, TE, Northern Iowa, 2006  
 77 Thornton, Bruce, DL, Illinois, 1979-81  
 25 Thornton, Bruce, CB, Georgia, 2004  
 53 Thornton, Kalen, LB, Texas, 2004-05  
 79 Rogers, Jacob, T, Southern California, 2004  
 32 Thurman, Dennis, DB, Southern California, 1978-85  
 59 Timmer, Kirk, LB, Montana State, 1987  
 96 Tippins, Ken, LB, Middle Tennessee St., 1989  
 63 Titensor, Glen, G, Brigham Young, 1981-86, 1988  
 53/50 Tolbert, Brandon, LB, Georgia, 1998-00  
 62/92 Tolbert, Tony, DL, Texas-EI Paso, 1989-97  
 67 Toomay, Pat, DE, Vanderbilt, 1970-74  
 71 Townes, Willie, DE, Tulsa, 1966-68  
 27 Tremble, Greg, S, Georgia, 1995  
 87 Truax, Billy, TE, Louisiana State, 1971-73  
 50 Tubbs, Jerry, LB, Oklahoma, 1960-67  
 67 Tucker, Jason, WR, Texas Christian, 1999-00  
 89 Tucker, Ross, G, Princeton, 2002  
 77 Tucker, Torrin, T, Southern Mississippi, 2003-05  
 71 Tuinei, Mark, OT/DL, Hawaii, 1983-97  
 57 Turner, Jimmie, LB, Presbyterian, 1984

- U**  
 93 Ulufale, Mike, DT, Brigham Young, 1996  
 91 Underwood, Dimitrius, DL, Michigan State, 2000-01

- V**  
 91 Vanderbeek, Matt, LB/DE, Michigan State, 1993-94  
 13 Vanderjagt, Mike, K, West Virginia, 2006  
 30 Van Raaphorst, Dick, K, Ohio State, 1964  
 37 Vaughn, Lee, DB, Wyoming, 1997  
 76 Veingard, Alan, OL, E. Texas St., 1991-92  
 11 Villanueva, Danny, P/K, New Mexico State, 1965-67  
 78 Vollers, Kurt, T, Notre Dame, 2002-04

- W**  
 95 Walen, Mark, DT, UCLA, 1987-88  
 67 Walker, Gary, OL, Boston University, 1987  
 34 Walker, Herschel, RB, Georgia, 1986-89, 1996-97  
 57 Walker, Louie, LB, Colorado State, 1974  
 57 Walker, Malcolm, C, Rice, 1966-69  
 71 Wallace, Rodney, G/T, New Mexico, 1971-73  
 2 Walls, Everson, CB, Grambling, 1981-89  
 3 Walsh, Steve, QB, Miami, Fla., 1989-90  
 59 Walter, Mike, LB, Oregon, 1983  
 71 Walter, Tyson, OL, Ohio State, 2002-04  
 78 Walton, Bruce, G, UCLA, 1973-75  
 87 Ward, Dedric, WR, Northern Iowa, 2004  
 94 Ware, DeMarcus, LB, Troy, 2005-07  
 89 Ware, Derek, TE, Central Oklahoma, 1996  
 42 Warren, Chris, RB, Ferrum, 1998-00  
 5 Warren, John, P, Tennessee, 1983-84  
 37 Washington, James, S, UCLA, 1990-94  
 46 Washington, Mark, CB, Morgan State, 1970-78  
 41 Waters, Charlie, DB, Clemson, 1970-78, 1980-81  
 83 Watkins, Kendall, TE, Mississippi State, 1995  
 25 Watkins, Patrick, S, Florida State, 2006-07  
 94 Watts, Randy, DE, Catawba, 1987  
 33 Wayt, Russell, LB, Rice, 1965  
 95 Weatherington, Colston, DE, Central Missouri State, 2002  
 42 Welch, Claxton, RB, Oregon, 1969-71  
 66 Wells, Norm, G, Northwestern, 1980  
 65 Westberry, Gary, C, Hampton, 1987  
 32 Westbrook, Bryant, CB, Texas, 2002  
 46/82/83/81 Whalen, James, TE, Kentucky, 2000-03  
 30 Wheaton, Kenny, CB, Oregon, 1997-99  
 65/70 White, Bob, OL, Rhode Island, 1987-89  
 92 White, Chris, DE, Southern, 2000  
 11 White, Danny, QB/P, Arizona State, 1976-88  
 37 White, Gerald, FB, Michigan, 1987  
 54 White, Randy, DT/LB, Maryland, 1975-88  
 42 Whittfield, A.D., RB, North Texas, 1965  
 53 Whittingham, Fred, LB, Cal. Poly SLO, 1969  
 12/10 Widby, Ron, P, Tennessee, 1968-71  
 78 Widell, Dave, T, Boston College, 1988-89  
 65 Wilbur, John, T, Stanford, 1966-69  
 75 Wiley, Marcellus, DE, Columbia, 2004  
 32 Wiley, Michael, RB, Ohio State, 2000-02



42/25 Williams, Charlie, S. Bowling Green, 1995-00  
 79 Williams, Erik, T. Central (OH) State, 1991-00  
 36 Williams, Joe, RB, Wyoming, 1971  
 38 Williams, John, FB, Wisconsin, 1985  
 85 Williams, Kevin, WR, Miami, Fla., 1993-96  
 89 Williams, Randal, WR, New Hampshire, 2001-04  
 23 Williams, Robert, CB, Baylor, 1987-93  
 31 Williams, Roy, S. Oklahoma, 2002-07  
 20 Williams, Sherman, RB, Alabama, 1985-99  
 80 Williams, Stepfret, WR, Northeast Louisiana, 1996-97  
 86 Williams, Tyrone, WR, Western Ontario, 1993  
 37 Williams, Tyrone, CB, Nebraska, 2004  
 1 Willis, Ken, K, Kentucky, 1990-91  
 98 Willis, Mitch, DT, Southern Methodist, 1990  
 42 Wilson, Robert, FB, Texas A&M, 1994  
 81/45 Wilson, Steve, WR/CB, Howard, 1979-81  
 11/18 Wilson, Wade, QB, East Texas State, 1995-97  
 84 Wisener, Gary, WR, Baylor, 1960  
 48 Witherspoon, Fry, FB, Clemson, 2001  
 82 Witten, Jason, TE, Tennessee, 2003-07

28 Woodson, Darren, S. Arizona State, 1992-03  
 45 Woolsey, Rolly, DB, Boise State, 1975  
 57 Wortham, Barron, LB, Texas-EI Paso, 2000  
 81 Wright Alexander, WR, Auburn, 1990-92  
 2 Wright, Anthony, QB, South Carolina, 2000-01  
 15 Wright, Brad, CB, New Mexico, 1982  
 41 Wright, Charles, DB, Tulsa, 1988  
 85/70 Wright, Rayfield, TE/T, Fort Valley State, 1967-79  
 73 Wright, Steve, T, Northern Iowa, 1981-82

## Y

78 Youmans, Maury, DE, Syracuse, 1964-65  
 30 Young, Charles, RB, North Carolina State, 1974-76  
 75 Young, Ryan, T, Kansas State, 2003

## Z

93 Zellner, Peppi, DE, Fort Valley State, 1999-02  
 6 Zendejas, Luis, K, Arizona State, 1987-89  
 62 Zentic, Mike, C, Oklahoma State, 1987  
 76 Zimmerman, Jeff, G, Florida, 1987-90

# Cowboys All-Time Roster by Number

## 1

Herrerra, Efen, K, 1974, 1976-77  
 Septien, Rafael, K, 1987-86  
 Brady, Kerry, K, 1987  
 Willis, Ken, K, 1990-91  
 McBriar, Mat, P, 2004-07

## 2

Elliott, Lin, K, 1992-93  
 Wright, Anthony, QB, 2000-01  
 Cortez, Jose, K, 2005

## 3

Miller, Jim, P, 1983-84  
 Walsh, Steve, QB, 1989-90  
 Murray, Eddie, K, 1993, 1999  
 Cunningham, Richie, K, 1997-99  
 Cundiff, Billy, K, 2002-05

## 4

Saxon, Mike, P, 1985-92  
 Gowin, Toby, P, 1997-99, 2003  
 Knorr, Micah, P, 2000-02  
 Suisham, Shaun, K, 2005-06

## 5

Warren, John, P, 1983-84  
 Stoerner, Clint, QB, 2000-02

## 6

Zendejas, Luis, K, 1987-89  
 Seder, Tim, K, 2000-01  
 Folk, Nick, K, 2007

## 7

Beuerlein, Steve, QB, 1991-92  
 Millen, Hugh, QB, 1993  
 Cunningham, Randall, CB, 2000  
 Hutchinson, Chad, QB, 2002-03  
 Henson, Drew, QB, 2004-05  
 Gramatica, Martin, K, 2006

## 8

Sawyer, Buzz, P, 1987  
 Aikman, Troy, QB, 1989-00

## 9

Hoopes, Mitch, P, 1975  
 Ruzek, Roger, K, 1987-89  
 Kupp, Craig, QB, 1991  
 Peete, Rodney, QB, 1994  
 Gonzalez, Daniel, CB, 1998  
 Hilbert, Jon, K, 2001  
 Romo, Tony, QB, 2003-07

## 10

Widby, Ron, P, 1968-71  
 (Widby also wore #12)  
 Carrell, Duane, P, 1974  
 Collier, Reggie, QB, 1986  
 Armstrong, Jimmy, DB, 1987  
 (Armstrong also wore #35)  
 Secules, Scott, QB, 1988  
 Hodson, Tommy, QB, 1994  
 Baker, Jon, K, 1995  
 Cantrell, Barry, P, 2000  
 Filipovic, Filip, P, 2002

## 11

Heinrich, Don, QB, 1960  
 Humphrey, Buddy, QB, 1961  
 Gibbs, Sonny, QB, 1963  
 Villanueva, Danny, P/K, 1965-67  
 Belden, Bob, QB, 1969-70  
 White, Danny, QB/P, 1976-88  
 Wilson, Wade, QB, 1995-97  
 (Wilson also wore #18)  
 Quinn, Mike, QB, 1998-99  
 Bledsoe, Drew, QB, 2005-06

## 12

Roach, John, QB, 1964  
 Widby, Ron, P, 1968-71  
 (Widby also wore #10)  
 Staubach, Roger, QB, 1969-79

## 13

Rhyme, Jerry, QB, 1965-68  
 Vanderjagt, Mike, K, 2006

## 14

LeBaron, Eddie, QB, 1960-63  
 Morton, Craig, QB, 1965-74  
 Hogeboom, Gary, QB, 1980-85  
 McDonald, Paul, QB, 1986-87  
 Austin, Miles, WR, 2006-07  
 (Austin also wore #19)  
 Johnson, Brad, QB, 2007

## 15

Fritsch, Toni, K, 1971-73, 1975  
 Wright, Brad, QB, 1982  
 Burbage, Cornell, WR, 1987-89  
 (Burbage also wore #89 and #82)  
 Laufenberg, Babe, QB, 1989-90

## 16

Pelluer, Steve, QB, 1984-88  
 Hodge, Damon, WR, 2000  
 Leaf, Ryan, CB, 2001  
 Testaverde, Vinny, QB, 2004

## 17

Meredith, Don, QB, 1960-68  
 Clark, Mike, K, 1968-71, 1973  
 (Clark also wore #63)  
 Carmichael, Harold, WR, 1984  
 Garrett, Jason, CB, 1993-99  
 Carter, Quincy, CB, 2001-03  
 Hurd, Sam, WR, 2006-07

## 18

Lothridge, Billy, P/QB, 1964  
 Carano, Glenn, QB, 1977-83  
 Snyder, Loren, QB, 1987  
 Stoudt, Cliff, QB, 1990-91  
 Kosar, Bernie, CB, 1993  
 Boniol, Chris, K, 1994-96  
 Wilson, Wade, QB, 1995-97  
 (Wilson also wore #11)  
 Copper, Terrance, WR, 2004-05

## 19

Rentzel, Lance, WR, 1967-70  
 Alworth, Lance, WR, 1971-72  
 Longley, Clint, QB, 1974-75  
 Sweeney, Kevin, QB, 1987-88  
 Jett, John, P, 1993-96  
 Johnson, Keyshawn, WR, 2004-05  
 Austin, Miles, WR, 2006-07  
 (Austin also wore #14)

## 20

Bercich, Bob, S, 1960-61  
 Overton, Jerry, S, 1963  
 Renton, Mel, DB/RB, 1964-77  
 Springs, Ron, RB, 1979-84  
 Livingston, Bruce, DB, 1987  
 Horton, Ray, S, 1989-92  
 Williams, Sherman, RB, 1995-99  
 Kaiser, Jason, S, 1999  
 Sparks, Phillip, CB, 2000  
 Ross, Derek, CB, 2002-03  
 (Ross also wore #21)  
 Anderson, Richie, RB, 2003-04  
 Pile, Willie, S, 2005  
 Ball, Alan, CB, 2007

## 21

Gregory, Glynn, WR/DB, 1961-62  
 Daniels, Dick, S, 1966-68  
 (Daniels also wore #45)  
 Parks, Billy, WR, 1972  
 Dennison, Doug, RB, 1974-78  
 Howard, Carl, CB, 1984  
 Adams, David, RB, 1987  
 Higgs, Mark, RB, 1988

Dixon, James, WR/RB, 1989-91  
(Dixon also wore #86)  
Brice, Alundis, CB, 1995-96  
(Brice also wore #23 and #29)  
Sanders, Deion, CB/WR, 1995-99  
Scott, Lynn, S, 2001-05  
(Scott also wore #38)  
Ross, Derek, CB, 2002-03  
(Ross also wore #20)  
Jones, Julius, RB, 2004-07

## 22

Butler, Bill, S, 1960  
Bullocks, Amos, RB, 1962-64  
Hayes, Bob, WR, 1965-74  
Manning, Wade, CB, 1979  
Peoples, George, RB, 1982  
Scott, Victor, DB, 1984-88  
Smith, Emmitt, RB, 1990-02

## 23

Lewis, Woodley, WR, 1960  
Johnson, Mike, CB, 1966-69  
Adkins, Margene, WR, 1970-71  
Montgomery, Mike, RB/NWR, 1972-73  
Jones, James, RB, 1980-82, 1984-85  
Holloway, Johnny, CB, 1986  
Williams, Robert, CB, 1987-93  
Bailey, Robert, CB, 1995  
Brice, Alundis, CB, 1995-96  
(Brice also wore #21 and #29)  
Frazier, Derrick, CB, 1996  
Mathis, Kevin, CB, 1997-99  
Goodrich, Dwayne, CB, 2000-02  
Cason, Avelon, RB, 2003  
Oglesby, Evan, CB, 2007

## 24

Mooty, Jim, CB, 1960  
Smith, J.D., RB, 1965-66  
Homan, Dennis, WR, 1968-70  
Blackwell, Alois, RB, 1978-79  
Walls, Everson, CB, 1981-89  
Brown, Larry, CB, 1991-96, 1998  
(Brown also wore #34)  
Harper, Roger, S, 1996  
Stoutmire, Omar, S, 1997-98  
Adams, Vashone, S, 1999  
Dixon, Tony, S, 2001-05  
(Dixon also wore #25)  
Barber III, Marlon, RB, 2005-07

## 25

Mathews, Ray, WR, 1960  
Nolan, Dick, S, 1962  
Norton, Jerry, S, 1962  
McDonald, Tommy, WR, 1964  
Logan, Obert, S, 1965-66  
Shy, Les, RB, 1966-69  
(Shy also wore #46)  
Kyle, Aaron, CB, 1976-79  
Hill, Rod, CB, 1982-83  
Tautalatasi, Junior, RB, 1989  
Lassic, Derrick, RB, 1993-94  
Case, Scott, S, 1995  
Williams, Charlie, S, 1995-00  
(Williams also wore #42)  
Jones, Jermaine, CB, 2002  
Powell, Jemeel, CB, 2003  
Thornton, Bruce, CB, 2004  
Dixon, Tony, S, 2001-05  
(Dixon also wore #24)  
Watkins, Patrick, S, 2006-07

## 26

Dial, Buddy, WR, 1964-66  
Aderley, Herb, CB, 1970-72  
Pearson, Preston, RB, 1975-80  
Downs, Michael, S, 1981-88  
Palmer, Paul, RB, 1989  
Smith, Kevin, CB, 1992-99  
Sanchez, Jeff, CB, 2003

Davison, Andrew, CB, 2003  
Glenn, Aaron, CB, 2005-06  
Hamlin, Ken, S, 2007

## 27

Gaechter, Mike, S, 1962-69  
Thomas, Bill, RB, 1972  
Fellows, Ron, CB, 1981-86  
Haynes, Tommy, S, 1987  
Richards, Curvin, RB, 1991-92  
Everett, Thomas, S, 1992-93  
(Everett also wore #31)  
Tremble, Greg, S, 1995  
Mobley, Singor, S, 1997-99  
Edwards, Mario, CB, 2000-03  
George, Eddie, RB, 2004  
Brown, Courtney, S, 2007

## 28

Granger, Norm, RB, 1984  
Blount, Alvin, RB, 1987  
Stewart, Curtis, RB, 1989  
Woodson, Darren, S, 1992-03  
Thompson, Tyson, RB, 2005-07

## 29

Lavette, Robert, RB, 1985-87  
Green, Alex, CB, 1987  
(Green also wore #48)  
Johnson, Undra, RB, 1989  
Gant, Kenneth, CB, 1990-94  
Brice, Alundis, CB, 1995-96  
(Brice also wore #21 and #23)  
Billups, Terry, CB, 1998  
Akins, Chris, S, 1999-00  
Myers, Greg, S, 2000  
Dantzler, Woodrow, RB, 2002  
Murrell, Adrian, RB, 2003  
Bates, Michael, WR/KR, 2003  
Davis, Keith, S, 2002, 2004-07  
(Davis also wore #40)

## 30

Dowdle, Mike, RB/LB, 1960-62  
Van Raaphorst, Dick, K, 1964  
Reeves, Dan, RB/CB, 1965-72  
Young, Charles, RB, 1974-76  
Newsome, Timmy, RB, 1980-88  
Holt, Issiac, CB, 1989-92  
Studstill, Darren, S, 1994  
Teague, George, S, 1996, 1998-01  
(Teague also wore #31)  
Wheaton, Kenny, CB, 1997-99  
Riley, Earl, S, 2000  
Westbrook, Bryant, CB, 2002  
Frazier, Lance, CB, 2004

## 31

Cone, Fred, K, 1960  
Marsh, Amos, RB, 1961-64  
Stokes, Sim, WR, 1967  
Brown, Otto, DB, 1969  
Richardson, Gloster, WR, 1971  
Barnes, Benny, DB, 1972-82  
Allen, Gary, RB, 1983-84  
Hill, Bill, CB, 1987  
Owens, Billy, DB, 1988  
Everett, Thomas, S, 1992-93  
(Everett also wore #27)  
Marion, Brock, S, 1993-97  
Teague, George, S, 1996, 1998-01  
(Teague also wore #30)  
Williams, Roy, S, 2002-07

## 32

Franckhauser, Tom, CB, 1960-61  
Garrison, Wait, RB, 1966-74  
Thurman, Dennis, DB, 1978-85  
Jackson, Tim, S, 1989  
Highsmith, Alonzo, FB, 1990-91  
Thomas, Blair, RB, 1994  
Hughes, Tyrone, CB, 1998  
Wiley, Michael, RB, 2000-02

Lee, ReShard, RB, 2004  
Thomas, Anthony, RB, 2005  
Coleman, Marcus, S, 2006  
Crockett, Zack, RB, 2007

## 33

Babb, Gene, LB/RB, 1960-61  
Hayes, Wendell, RB, 1963  
Wayt, Russell, LB, 1965  
Thomas, Duane, RB, 1970-71  
Pinder, Cyril, RB, 1973  
Perclval, Mac, K, 1974  
Dorsett, Tony, RB, 1977-87  
Brown, Eric, DB, 1989  
Smith, Timmy, RB, 1990  
Bell, Jason, CB, 2001  
Jones, Nathan, CB, 2004-07

## 34

Doelling, Fred, S, 1960  
Douglas, Merrill, RB, 1961  
Green, Cornell, DB, 1962-74  
Mitchell, Aaron, CB, 1979-80  
Hunter, Monty, S, 1982  
Walker, Herschel, RB, 1986-89, 1996-97  
Agee, Tommie, FB, 1990-94  
Brown, Larry, CB, 1991-96, 1998  
(Brown also wore #24)  
Lester, Tim, FB, 1999  
Martin, Jamar, FB, 2002-03  
Parrish, Tony, S, 2006  
Anderson, Deon, FB, 2007

## 35

Kowalczyk, Walt, RB, 1960  
Lockett, J.W., RB, 1961-62  
Gent, Pete, WR/TE, 1964-68  
Hill, Calvin, RB, 1969-74  
Laidlaw, Scott, RB, 1975-79  
McSwain, Chuck, RB, 1983-84  
Armstrong, Jimmy, DB, 1987  
(Armstrong also wore #10)  
Scott, Kevin, RB, 1989  
Davis, Wendell, CB, 1996-99  
Chancey, Robert, RB, 1999  
Hambrick, Troy, RB, 2000-03  
(Hambrick also wore #42)  
McKie, Jason, FB, 2002  
Reeves, Jacques, CB, 2004-07

## 36

Bielski, Dick, TE, 1960-61  
Williams, Joe, RB, 1971  
Brinson, Larry, RB, 1977-79  
Albritton, Vince, S/LB, 1984-91  
Ross, Dominique, RB, 1995-96  
Smith, Tarik, RB, 1998-99  
Taylor, Tony, RB, 2001  
Barnes, Darian, FB, 2004  
Butler, Quincy, CB, 2006

## 37

Dunn, Perry Lee, RB, 1964-65  
Clark, Phil, DB, 1967-69  
Thomas, Ike, CB, 1971  
Morgan, Dennis, RB, 1974  
Jensen, Jim, RB, 1976  
Lang, Gerald, FB, 1987  
Washington, James, S, 1990-94  
Vaughn, Lee, DB, 1997  
Williams, Tyrone, CB, 2004  
Elam, Abram, S, 2006

## 38

Baker, Sam, P/K, 1962-63  
Williams, John, FB, 1985  
Francis, Ron, CB, 1987-90  
Hall, Chris, S, 1993  
Lang, David, RB, 1995  
Hawthorne, Duane, CB, 1999-02  
Scott, Lynn, S, 2001-06  
(Scott also wore #21)

**39**

Jones, E.J., RB, 1987  
Sargent, Broderick, FB, 1989  
Perryman, Robert, FB, 1990  
Smith, Donald, S, 1991  
Gainer, Derrick, RB, 1992-93  
Neufeld, Ryan, FB, 1999  
Polite, Lousaka, FB, 2004-06

**40**

Harris, Jim, S, 1961  
Stiger, Jim, RB, 1963-65  
Conrad, Bobby Joe, WR, 1969  
Strayhorn, Les, RB, 1973-74  
Hurt, Eric, CB, 1980  
Bates, Bill, S, 1983-97  
Davis, Keith, S, 2002, 2004-07  
(Davis also wore #29)

**41**

Livingston, Warren, CB, 1961-66  
Waters, Charlie, DB, 1970-78, 1980-81  
Coleman, Anthony, DB, 1987  
Wright, Charles, DB, 1988  
Thomas, Dave, CB, 1993-94  
Larrimore, Kareem, CB, 2000-01  
Dennis, Pat, CB, 2001  
Newman, Terence, CB, 2003-07

**42**

McIlhenny, Don, RB, 1960-61  
Ridlon, Jim, S, 1963-64  
Whitfield, A.D., RB, 1965  
Welch, Claxton, RB, 1969-71  
Hughes, Randy, S, 1975-80  
Easmon, Ricky, DB, 1985  
Clack, Darryl, RB, 1986-89  
Smagala, Stan, DB, 1990-91  
Wilson, Robert, FB, 1994  
Williams, Charlie, S, 1995-00  
(Williams also wore #25)  
Warren, Chris, RB, 1998-00  
Hambrick, Troy, RB, 2000-03  
(Hambrick also wore #35)  
Henry, Anthony, CB, 2005-07

**43**

Perkins, Don, RB, 1961-68  
Harris, Cliff, S, 1970-79  
Patterson, Elvis, CB, 1993  
Briggs, Greg, S, 1995  
Reese, Izell, S, 1998-01

**44**

Bishop, Don, CB, 1960-65  
Newhouse, Robert, FB, 1972-83  
Gowdy, Cornell, DB, 1986  
Courville, Vince, WR, 1987  
(Courville also wore #81)  
Brooks, Michael, S, 1990  
Coleman, Lincoln, RB, 1993-94  
Thomas, Robert, LB/FB, 1998-02  
(Thomas also wore #59)

**45**

Dupre, L.G., RB, 1960-61  
Daniels, Dick, S, 1966-68  
(Daniels also wore #21)  
Flowers, Richmond, S, 1969-71  
Robinson, Larry, RB, 1973  
Woolsey, Rolly, DB, 1975  
Wilson, Steve, WR/CB, 1979-81  
(Wilson also wore #81)  
Hendrix, Manny, CB, 1986-91  
Sualua, Nicky, FB, 1997-98  
Solwold, Mike, TE, 2001

**46**

Shy, Les, RB, 1966-69  
(Shy also wore #25)  
Baynam, Craig, RB, 1967-69  
Washington, Mark, CB, 1970-78

Solomon, Roland, S, 1980  
Fowler, Todd, FB, 1985-88  
Blake, Ricky, RB, 1991  
Fishback, Joe, S, 1993-94  
Whalen, James, TE, 2000-03  
(Whalen also wore #81, #82, #83)  
Bickerstaff, Erik, RB, 2003  
Condo, Jon, LS, 2005  
Hoyte, Oliver, FB/LB, 2006-07  
(Hoyte also wore #53)

**47**

Moegle, Dick, S, 1961  
Clinkscale, Dexter, S, 1980, 1982-85  
Scott, Chuck, WR, 1987  
Holmes, Clayton, CB, 1992-95  
McNeil, Ryan, CB, 2000  
Hunter, Pete, CB, 2002-04

**48**

Green, Alex, CB, 1987  
(Green also wore #29)  
Johnston, Daryl, FB, 1989-99  
Witherspoon, Terry, FB, 2001  
Barrow, Micheal, LB, 2005

**49**

Huggins, Johnny, TE, 2001  
Pierce, Brett, TE, 2004-05  
(Pierce also wore #88)

**50**

Tubbs, Jerry, LB, 1960-67  
Lewis, D.D., LB, 1968, 1970-81  
Rohrer, Jeff, LB, 1982-87  
Hendrickson, Steve, LB, 1989  
(Hendrickson also wore #58)  
Harper, Dave, LB, 1990  
Brownlow, Darrick, LB, 1991, 1994  
(Brownlow also wore #59)  
Abrams, Bobby, LB, 1992-93  
Shiver, Clay, C, 1996-98  
Tolbert, Brandon, LB, 1998-00  
(Tolbert also wore #53)  
Brooks, Jamal, LB, 2001-03  
Fujita, Scott, LB, 2005  
Ayodele, Akin, LB, 2006-07  
(Ayodele also wore #51)  
Rogers, Justin, LB, 2007

**51**

Braatz, Tom, LB, 1960  
Hoyem, Lynn, C/G, 1962-63  
Manders, Dave, C, 1964-66, 1968-74  
Dickerson, Anthony, LB, 1980-84  
Jones, Dale, LB, 1987  
Swan, Russ, LB, 1987  
(Swan also wore #57)  
Norton, Ken, LB, 1988-93  
Thomas, Broderick, LB, 1996-98  
Adams, Keith, LB, 2001-02  
(Adams also wore #53)  
Hardy, Kevin, LB, 2002  
Singleton, Al, LB, 2003-06  
Ayodele, Akin, LB, 2006-07  
(Ayodele also wore #50)

**52**

Hansen, Wayne, LB, 1960  
Edwards, Dave, LB, 1963-75  
Eidson, Jim, G/C, 1976  
Shaw, Robert, C, 1979-81  
McLean, Scott, LB, 1983  
Cannon, Billy, LB, 1984  
Duliban, Chris, LB, 1987  
Hurd, Jeff, LB, 1987  
(Hurd also wore #58)  
Scott, Sean, LB, 1988  
Pruitt, Mickey, LB, 1991-92  
Schwartz, Jim, LB, 1994-96  
Coakley, Dexter, LB, 1997-04  
Johnson, Al, C, 2003-06  
(Johnson also wore #62)

**53**

Connelly, Mike, C, 1960-67  
(Connelly also wore #54)  
Simmons, Dave, LB, 1968  
Whittingham, Fred, LB, 1969  
Babinecz, John, LB, 1972-73  
Breunig, Bob, LB, 1975-84  
Jax, Garth, LB, 1986-88  
Simmons, Victor, LB, 1987  
Elam, Onzy, LB, 1989  
Shannon, Randy, LB, 1989-90  
(Shannon also wore #94)  
Stepnoski, Mark, C, 1989-94, 1999-01  
(Stepnoski also wore #70)  
Donaldson, Ray, C, 1995-96  
Tolbert, Brandon, LB, 1998-00  
(Tolbert also wore #50)  
Adams, Keith, LB, 2001-02  
(Adams also wore #51)  
Thornton, Kalen, LB, 2004-05  
Glymph, Junior, LB, 2005-06  
(Glymph also wore #78)  
Hoyte, Oliver, FB/LB, 2006-07  
(Hoyte also wore #46)

**54**

Connelly, Mike, C, 1960-67  
(Connelly also wore #53)  
Howley, Chuck, LB, 1961-73  
White, Randy, DT/LB, 1975-88  
Solomon, Jesse, LB, 1989-90  
Fieldings, Anthony, LB, 1995  
Hardy, Darryl, LB, 1995, 1997  
Hambrick, Darren, LB, 1998-01  
Cerqua, Marc, LB, 2001  
O'Neil, Keith, LB, 2003-04  
Carpe, Quinton, LB, 2005  
Carpenter, Bobby, LB, 2006-07

**55**

Jordan, Lee Roy, LB, 1963-76  
Huther, Bruce, LB, 1977-80, 1983  
(Huther also wore #57)  
Spradlin, Danny, LB, 1981-82  
DeOssie, Steve, LB, 1984-88  
Fiaherly, Harry, LB, 1987  
Del Rio, Jack, LB, 1989-91  
Jones, Robert, LB, 1992-95  
Strickland, Fred, LB, 1996-98  
Hall, Lemanski, LB, 1999  
Steele, Markus, LB, 2001-03  
Fowler, Ryan, LB, 2004-06

**56**

Patera, Jack, LB, 1960-61  
Long, Bob, LB, 1962  
Hays, Harold, LB, 1963-67  
Stincic, Tom, LB, 1969-71  
Barnes, Rodrigo, LB, 1973-74  
Henderson, Thomas, LB, 1975-79  
Re, Bill, LB, 1980  
Lockhart, Eugene, LB, 1984-90  
Roper, John, LB, 1993  
Barnes, Reggie, LB, 1995  
Godfrey, Randall, LB, 1996-99  
Grant, Orantes, LB, 2000-01  
James, Bradie, LB, 2003-07

**57**

Walker, Malcolm, C, 1966-69  
Keller, Mike, LB, 1972  
Walker, Louie, LB, 1974  
Davis, Kyle, C, 1975  
Huther, Bruce, LB, 1977-80, 1983  
(Huther also wore #55)  
King, Angelo, LB, 1981-83  
Turner, Jimmie, LB, 1984  
Burton, Ron, LB, 1987-89  
Swan, Russ, LB, 1987  
(Swan also wore #51)  
Smith, Vinson, LB, 1990-92, 1997  
Campos, Alan, LB, 1996

Smith, Myron, LB, 1998  
Coryatt, Quentin, LB, 1999  
Wortham, Barron, LB, 2000  
Mackey, Louis, LB, 2001-02  
(Mackey also wore #58)  
Burnett, Kevin, LB, 2005-07

**58**

Peterson, Calvin, LB, 1974-75  
Hegman, Mike, LB, 1976-88  
Hurd, Jeff, LB, 1987  
(Hurd also wore #52)  
Hendrickson, Steve, LB, 1989  
(Hendrickson also wore #50)  
Edwards, Dixon, LB, 1991-95  
Hemsley, Nate, LB, 1997-99  
Bowden, Joe, LB, 2000  
Mackey, Louis, LB, 2001-02  
(Mackey also wore #57)  
Grau, Jeff, LS, 2002  
Shanley, Scott, LB, 2003-05

**59**

Hutcherson, Ken, LB, 1974  
Capone, Warren, LB, 1975  
Brown, Guy, LB, 1977-82  
Walter, Mike, LB, 1983  
Penn, Jesse, LB, 1985-87  
Timmer, Kirk, LB, 1987  
Cobb, Garry, LB, 1988-89  
Brownlow, Darrick, LB, 1991, 1994  
(Brownlow also wore #50)  
Smith, Darrin, LB, 1993-96  
Thomas, Robert, LB/FB, 1998-02  
(Thomas also wore #44)  
Nguyen, Dat, LB, 1999-05

**60**

Guy, Buzz, G, 1960  
Isbell, Joe Bob, G, 1962-65  
Burkett, Jackie, LB, 1968-69  
Kiner, Steve, LB, 1970  
Caffey, Lee Roy, LB, 1971  
Killian, Gene, G, 1974  
Randall, Tom, G, 1978  
Smerek, Don, DL, 1981-87  
Hamel, Dean, DT, 1989-90  
Hill, Tony, DE, 1991-92  
(Hill also wore #90)  
Kennard, Derek, G, 1994-96  
Brymer, Chris, C/G, 1999  
Nix, John, DT, 2001-02  
Noll, Ben, G, 2004-05  
Parker, J'vonne, DT, 2006  
Stanley, Montavious, DT, 2006

**61**

Putnam, Duane, G, 1960  
Green, Allen, P/K, 1961  
Nye, Blaine, G, 1968-76  
Cooper, Jim, OL, 1977-86  
Newton, Nate, G/T, 1986-98  
(Newton also wore #67)  
Garmon, Kelvin, G, 2000-02  
Conaty, Bill, C, 2003

**62**

Healy, Don, DT, 1960-61  
(Healy also wore #78)  
Cvercko, Andy, G, 1961-62  
Poinboeuf, Lance, K, 1963  
Donohue, Leon, G, 1965-67  
Fitzgerald, John, C, 1971-80  
Baldinger, Brian, OL, 1982-84, 1986-87  
Zentic, Mike, C, 1987  
Brotzki, Bob, T, 1988  
Oswald, Paul, G, 1988  
Tolbert, Tony, DL, 1989-97  
(Tolbert also wore #92)  
Hellestrae, Dale, OL, 1990-00  
(Hellestrae also wore #70)  
Parrish, James, T, 1993-94  
Myslinski, Tom, G/C, 1999

Page, Craig, C, 2000  
Johnson, Al, C, 2003-06  
(Johnson also wore #52)  
Rivera, Marco, G, 2005-06

**63**

Falls, Mike, G, 1960-61  
Cole, Larry, DL, 1968-80  
Titenson, Glen, G, 1981-86, 1988  
Shields, Joe, OL, 1987  
Brinkley, Lester, DL, 1990  
Gesek, John, G, 1990-93  
(Gesek also wore #67)  
Flannery, John, G, 1996-97  
Kiselak, Michael, C/G, 1998-99  
Gibson, Aaron, T, 2001-02  
Alford, Darnell, T, 2002  
DiNapoli, Gennaro, C, 2003  
Kosier, Kyle, G, 2006-07

**64**

Grottkau, Bob, G, 1961  
Liscio, Tony, T, 1963-64, 1966-71  
(Liscio also wore #72)  
Smith, Jim Ray, G/T, 1963-64  
Johnson, Mitch, G, 1965  
Hagen, Halvor, C/G, 1969-70  
Arneson, Jim, C/G, 1973-74  
Rafferty, Tom, G/C, 1976-89  
Lilja, George, C, 1987  
(Lilja also wore #67)  
Diaz, Jorge, G, 2000  
Stewart, Daleroy, DT, 2002-04

**65**

Schoenke, Ray, T, 1963-64  
Wilbur, John, T, 1966-69  
Stalls, Dave, DE, 1977-79  
Petersen, Kurt, G, 1980-85  
Westberry, Gary, C, 1987  
White, Bob, OL, 1987-89  
(White also wore #70)  
Slaton, Tony, G, 1990  
Stone, Ron, T, 1993-95  
Gurode, Andre, G/C, 2002-07

**66**

Husmann, Ed, DT, 1960  
Andrie, George, DE, 1962-72  
Lawless, Burton, G, 1975-79  
Wells, Norm, G, 1980  
Schultz, Chris, T, 1983, 1985  
Baker, Jesse, DE, 1986  
Gogan, Kevin, T, 1987-93  
Hutson, Tony, G, 1996-99  
Fricke, Ben, C, 1999-01  
(Fricke also wore #69)  
McKinney, Jeremy, G/T, 2002  
Ratliff, Jay, DE, 2005-07  
(Ratliff also wore #90)  
Johnson, Tank, NT, 2007

**67**

Houser, John, C/G, 1960-61  
Kupp, Jake, G, 1964-65  
Toomay, Pat, DE, 1970-74  
Donovan, Pat, T, 1975-83  
Thompson, Broderick, G, 1985  
Newton, Nate, G/T, 1986-98  
(Newton also wore #61)  
Lilja, George, C, 1987  
(Lilja also wore #64)  
Walker, Gary, OL, 1987  
Shearin, Joe, C, 1987  
Smith, Sean, DT, 1989  
Gesek, John, G, 1990-93  
(Gesek also wore #63)  
Maryland, Russell, DT, 1991-95  
McIver, Everett, G, 1998-99  
Berger, Joe, G, 2006-07

**68**

Reese, Guy, DT, 1962-63  
Boeke, Jim, T, 1964-67  
Scott, Herb, G, 1975-84  
Ker, Crawford, G, 1985-90  
Cornish, Frank, C, 1992-94  
Batiste, Michael, DT/G, 1995  
Ross, Oliver, T, 1998  
Scarlett, Noel, DT, 2000  
Lehr, Matt, G/T, 2001-04  
Jamison, Vontrell, DE, 2005  
Free, Doug, T, 2007

**69**

Hegamin, George, T, 1994-97  
Fricke, Ben, G/C, 1999-01  
(Fricke also wore #66)  
Tucker, Ross, G, 2002  
Fabini, Jason, T, 2006

**70**

McCreary, Bob, T, 1961  
Memmelear, Dale, G, 1962-63  
Sandeman, Bill, DT, 1966  
Wright, Rayfield, TE/T, 1967-79  
(Wright also wore #85)  
Richards, Howard, G/T, 1981-86  
White, Bob, OL, 1987-89  
(White also wore #65)  
Stepnoski, Mark, C, 1989-94, 1999-01  
(Stepnoski also wore #53)  
Hellestrae, Dale, OL, 1990-00  
(Hellestrae also wore #62)  
Collins, Javier, DT/T, 2001-03  
Brooks, Ethan, T, 2005  
Price, Marcus, T, 2005  
Davis, Leonard, T, 2007

**71**

Dickson, Paul, T, 1960  
Granger, Charlie, T, 1961  
Talbert, Don, DE/OT, 1962, 1965, 1971  
(Talbert also wore #72)  
Townes, Willie, DE, 1966-68  
Wallace, Rodney, G/T, 1971-73  
Frederick, Andy, T, 1977-81  
Tuinei, Mark, OT/DL, 1983-97  
Dwyer, Mike, DT, 1987  
Jackson, Alcender, G, 2000-01  
Walter, Tyson, OL, 2002-04  
Procter, Cory, G, 2005-07

**72**

Herchman, Bill, DT, 1960-61  
Talbert, Don, DE/OT, 1962, 1965, 1971  
(Talbert also wore #71)  
Liscio, Tony, T, 1963-64, 1966-71  
(Liscio also wore #64)  
Jones, Ed, DE, 1974-78, 1980-89  
Cheek, Louis, OL, 1990  
Sullivan, Mike, T, 1991  
Childress, Ray, DT, 1996  
Missouri, Dwayne, DE, 2001  
Peterman, Stephen, G, 2004-05  
Bowen, Stephen, DE, 2006-07

**73**

Fisher, Ray, T, 1960  
Clark, Monte, T, 1962  
Neely, Ralph, G/T, 1965-77  
Wright, Steve, T, 1981-82  
Kitson, Syd, G, 1984  
Ploeger, Kurt, DL, 1986  
Burnette, Dave, T, 1987  
Noonan, Danny, DL, 1987-92  
Allen, Larry, G/T, 1994-05

**74**

Lilly, Bob, DL, 1961-74

**75**

Fry, Bob, T, 1960-64  
Pugh, Jethro, DT, 1965-78  
Pozderac, Phil, T, 1982-87  
Smith, Daryle, T, 1987-88  
(Smith also wore #79)  
Carter, Jon, DT, 1989  
Casillas, Tony, DT, 1991-93, 1996-97  
Noble, Brandon, DT, 1999-02  
Young, Ryan, T, 2003  
Wiley, Marcellus, DE, 2004  
Colombo, Marc, T, 2005-07

**76**

Gonzaga, John, DE, 1960  
Nutting, Ed, T, 1963  
Frank, Bill, T, 1964  
Diehl, John, DT, 1965  
Niland, John, G, 1966-74  
Bethae, Larry, DL, 1978-83  
Aughtman, Dowe, OL, 1984  
Otto, Bob, DL, 1996  
Zimmerman, Jeff, G, 1987-90  
Veingrad, Alan, OL, 1991-92  
Reynolds, Jerry, T, 1994  
Adams, Flozell, G/T, 1998-07

**77**

Bradfute, Byron, T, 1960-61  
Brock, Clyde, DT, 1962-63  
Stephens, Larry, DE, 1963-67  
(Stephens also wore #79)  
Colvin, Jim, DT, 1964-66  
East, Ron, DT, 1967-70  
(East also wore #79)  
Gregory, Bill, DL, 1971-77  
Thornton, Bruce, DL, 1979-81  
Jeffcoat, Jim, DE, 1983-94  
Cisowski, Steve, T, 1987  
Scifres, Steve, OL, 1997  
Davis, Nathan, DT, 1998-99  
(Davis also wore #99)  
Page, Solomon, G/T, 1999-02  
Tucker, Torrin, T, 2003-05  
McQuistan, Pat, T, 2006-07

**78**

Healy, Don, DT, 1960-61  
(Healy also wore #62)  
Meyers, John, DT, 1962-63  
Youmans, Maury, DE, 1964-65  
Asher, Bob, T, 1970  
Walton, Bruce, G, 1973-75  
Schaum, Greg, DE, 1976  
Dutton, John, DL, 1979-86  
Widell, Dave, T, 1988-89  
Lett, Leon, DL, 1991-00  
Vollers, Kurt, T, 2002-04  
Glymph, Junior, LB, 2005-06  
(Glymph also wore #53)  
Marten, James, T, 2007

**79**

Klein, Dick, T, 1960  
Frost, Ken, DT, 1961-62  
Stephens, Larry, DE, 1963-67  
(Stephens also wore #77)  
East, Ron, DT, 1967-70  
(East also wore #77)  
Gregg, Forrest, G/T, 1971  
Martin, Harvey, DE, 1973-83  
Hunt, John, G/T, 1984  
Cesario, Sal, G, 1987  
Smith, Daryle, T, 1987-88  
(Smith also wore #75)  
Broughton, Willie, DT, 1989-90  
Williams, Erik, T, 1991-00  
Dorsey, Char-ron, T, 2001-02  
McFadden, Marquess, T, 2002  
Rogers, Jacob, T, 2004  
Petitti, Rob, T, 2005

**80**

Murchison, Ola Lee, WR, 1961  
Folkins, Lee, TE, 1962-64  
(Folkins also wore #83)  
Barnes, Gary, WR, 1963  
McDaniels, David, WR, 1968  
Hill, Tony, WR, 1977-86  
Barksdale, Rod, WR, 1987  
Spivey, Sebron, WR, 1987  
Gay, Everett, WR, 1988  
Ford, Bernard, WR, 1989  
Harris, Rod, WR, 1990  
Harper, Alvin, WR, 1991-94, 1999  
(Harper also wore #82)  
Gadsden, Oronde, WR, 1995  
Williams, Stepfret, WR, 1996-97  
Santiago, O.J., TE, 2000  
Fontenot, Chris, TE, 2000  
Swinton, Reggie, WR, 2001-03  
McGee, Tony, TE, 2002-03  
(McGee also wore #82)  
James, Cedric, WR, 2003  
Ryan, Sean, TE, 2004-05  
Fasano, Anthony, TE, 2006-07

**81**

Howton, Bill, WR, 1960-63  
Bateman, Marv, P, 1972-74  
Howard, Percy, WR, 1975  
Steele, Robert, WR, 1978  
(Steele also wore #82)  
Smith, Jackie, TE, 1978  
Wilson, Steve, WR/CB, 1979-81  
(Wilson also wore #45)  
Phillips, Kirk, WR, 1984  
Powe, Karl, WR, 1985-86  
Courville, Vince, WR, 1987  
(Courville also wore #44)  
Edwards, Kelvin, WR, 1987-88  
(Edwards also wore #87)  
Ankrom, Scott, WR, 1989  
Wright Alexander, WR, 1990-92  
Daniel, Tim, WR, 1993  
Galbraith, Scott, TE, 1993-94, 1997  
(Galbraith also wore #89)  
Hervey, Edward, WR, 1995  
Armstrong, Tyji, TE, 1996  
Jeffers, Patrick, WR, 1998  
Ismail, Raghib, WR, 1999-01  
Whalen, James, TE, 2000-03  
(Whalen also wore #46, #82, #83)  
Morgan, Quincy, WR, 2004  
Price, Peerless, WR, 2005  
Owens, Terrell, WR, 2006-07

**82**

Clarke, Frank, TE/WR, 1960-67  
Stowe, Otto, WR, 1973  
Reece, Beasley, CB/WR, 1976  
Steele, Robert, WR, 1978  
(Steele also wore #81)  
Simmons, Cleo, TE, 1983  
Renfro, Mike, WR, 1984-87  
Burbage, Cornell, WR, 1987-89  
(Burbage also wore #15 and #89)  
Shepard, Derrick, WR, 1989-91  
(Shepard also wore #87)  
Harper, Alvin, WR, 1991-94, 1999  
(Harper also wore #80)  
Smith, Jimmy, WR, 1992  
Fleming, Cory, WR, 1994-95  
Mitchell, Johnny, TE, 1996  
Ogden, Jeff, WR, 1998-99  
Brazzell, Chris, WR, 1999-00  
(Brazzell also wore #85)  
McKnight, James, WR, 1999-00  
Whalen, James, TE, 2000-03  
(Whalen also wore #46, #81, #83)  
McGee, Tony, TE, 2002-03  
(McGee also wore #80)  
Witten, Jason, TE, 2003-07

**83**

Doran, Jim, WR, 1960-61  
Folkins, Lee, TE, 1962-64  
(Folkins also wore #80)  
Deters, Harold, K, 1967  
Clark, Mike, K, 1968-71, 1973  
(Clark also wore #17)  
Richards, Golden, WR, 1973-78  
Donley, Doug, WR, 1981-84  
Gonzalez, Leon, WR, 1985  
Martin, Kelvin, WR, 1987-92, 1996  
Mickey, Joey, TE, 1993  
Jackson, Willie, WR, 1994  
Watkins, Kendell, TE, 1995  
Miller, Anthony, WR, 1997  
Clay, Hayward, TE, 1998-99  
Still, Brian, WR, 1999  
McGrarty, Wane, WR, 1999-01  
Whalen, James, TE, 2000-03  
(Whalen also wore #46, #81, #82)  
Glenn, Terry, WR, 2003-07

**84**

Wisener, Gary, WR, 1960  
Norman, Pettis, TE, 1962-70  
Fugett, Jean, TE, 1972-75  
Cosbie, Doug, TE, 1979-88  
Borresen, Rich, TE, 1987  
Jennings, Keith, TE, 1989  
Novacek, Jay, TE, 1990-96  
Lucky, Mike, TE, 1999-02  
(Lucky also wore #86)  
Galloway, Joey, WR, 2000-03  
Craton, Patrick, WR, 2004-07

**85**

Cronin, Gene, LB, 1960  
Wright, Rayfield, TE/T, 1967-79  
(Wright also wore #70)  
Smith, Tody, DL, 1971-72  
Cornwell, Fred, TE, 1984-85  
Chandler, Thornton, TE, 1986-89  
(Chandler also wore #89)  
Folsom, Steve, TE, 1987-90  
Hendrix, Tim, TE, 1987  
McKinnon, Dennis, WR, 1990  
Williams, Kevin, WR, 1993-96  
Mills, Ernie, WR, 1998-99  
Brazzell, Chris, WR, 1999-00  
(Brazzell also wore #62)  
Chiaverini, Darren, WR, 2001  
Scott, Darnay, WR, 2002  
Robinson, Jeff, TE, 2002-04  
Rector, Jamaica, WR, 2006

**86**

Sherer, Dave, P, 1960  
Porterfield, Garry, DE, 1965  
Coleman, Ralph, LB, 1972  
Houston, Bill, WR, 1974  
Johnson, Butch, WR, 1976-83  
Harris, Duriel, WR, 1984  
Smith, Waddell, WR, 1984  
Duckett, Kenny, WR, 1985  
Sherrard, Mike, WR, 1986  
Dixon, James, WR/RB, 1989-91  
(Dixon also wore #21)  
Williams, Tyrone, WR, 1993  
Bjornson, Eric, TE, 1995-99  
Lucky, Mike, TE, 1999-02  
(Lucky also wore #84)  
Campbell, Dan, TE, 2003-05  
Hannan, Ryan, TE, 2006  
Stanback, Isaiah, WR, 2007

**87**

Borden, Nate, DE, 1960-61  
Stynchula, Andy, DE, 1968  
Truax, Billy, TE, 1971-73  
Howard, Ron, TE, 1974-75  
Saldi, Jay, TE, 1976-82

Banks, Gordon, WR, 1985-87  
 Edwards, Kelvin, WR, 1987-88  
 (Edwards also wore #81)  
 Alexander, Ray, WR, 1988-89  
 Shepard, Derrick, WR, 1989-91  
 (Shepard also wore #82)  
 Roberts, Alfredo, TE, 1991-92  
 Davis, Billy, WR, 1995-98  
 Tucker, Jason, WR, 1999-00  
 Rambo, Ken-Yon, WR, 2001-02  
 Smith, Zuriel, WR, 2003  
 Ward, Dedric, WR, 2004  
 Thorn, Andy, TE, 2006

**88**

Davis, Sonny, LB, 1961  
 Ridgway, Colin, P/K, 1965  
 Randle, Sonny, WR, 1968  
 Rucker, Reggie, WR, 1970-71  
 Sellers, Ron, WR, 1972  
 Pearson, Drew, WR, 1973-83  
 Irvin, Michael, WR, 1988-99  
 Harris, Jackie, TE, 2000-01  
 Bryant, Antonio, WR, 2002-04  
 Pierce, Brett, TE, 2004-05  
 (Pierce also wore #49)

**89**

Dugan, Fred, WR, 1960  
 Davis, Donnie, WR, 1962  
 Ditka, Mike, TE, 1969-72  
 DuPree, Billy Joe, TE, 1973-83  
 Salonen, Brian, TE/LB, 1984-85  
 Chandler, Thornton, TE, 1986-89  
 (Chandler also wore #85)  
 Burbage, Cornell, WR, 1987-89  
 (Burbage also wore #15 and #82)  
 Awalt, Rob, TE, 1990-91  
 Tennell, Derek, TE, 1992  
 Blackwell, Kelly, TE, 1993  
 Galbraith, Scott, TE, 1993-94, 1997  
 (Galbraith also wore #81)  
 Price, Jim, TE, 1993  
 Ware, Derek, TE, 1996  
 LaFleur, David, TE, 1997-00  
 Williams, Randal, WR, 2001-04  
 Curtis, Tony, TE, 2007

**90**

Crockett, Willis, LB, 1990  
 Hill, Tony, DE, 1991-92  
 (Hill also wore #60)  
 McIntosh, Toddrick, DT, 1994  
 Sturgis, Oscar, DE, 1995  
 Spellman, Alonzo, DT, 1999-00  
 Frisch, Byron, DE, 2001  
 Ogbogu, Eric, DE, 2003-05  
 Ratliff, Jay, DE, 2005-07  
 (Ratliff also wore #66)

**91**

Johnson, Walter, DT, 1987  
 Vanderbeek, Matt, LB/DE, 1993-94  
 Benson, Darren, DT, 1995-98  
 Underwood, Dimitrius, DL, 2000-01  
 Carson, Leonardo, DT, 2003-04  
 Ladoucer, Louis-Philippe, LS, 2005-07

**92**

Perkins, Ray, DE, 1987  
 Tolbert, Tony, DL, 1989-97  
 (Tolbert also wore #62)  
 White, Chris, DE, 2000  
 Evans, Demetric, DE, 2001-02  
 Brooks, Jermaine, DT, 2003  
 Johnson, Thomas, DT, 2005  
 Ayodele, Remi, NT, 2007

**93**

Cooper, Reggie, LB, 1991  
 Ulufale, Mike, DT, 1996  
 Smith, Artie, DT, 1998  
 Zellner, Peppi, DE, 1999-02  
 Coleman, Kenyon, DE, 2003-06  
 Spencer, Anthony, LB, 2007

**94**

Watts, Randy, DE, 1987  
 Shannon, Randy, LB, 1989-90  
 (Shannon also wore #53)  
 Haley, Charles, DE, 1992-96  
 Myers, Michael, DL, 1998-03  
 Cooper, Chris, DT, 2004  
 Ware, DeMarcus, LB, 2005-07

**95**

Walen, Mark, DT, 1987-88  
 Hennings, Chad, DT, 1992-00  
 Chevrier, Randy, DT, 2001  
 Weatherington, Colston, DE, 2002  
 Claybrooks, DeVone, DT, 2004  
 Ferguson, Jason, DT, 2005-07

**96**

Stubbs, Daniel, DE, 1990-91  
 Carver, Shante, DE, 1994-97  
 (Carver also wore #98)  
 Anderson, Antonio, DT, 1997-98  
 Ekuban, Ebenezer, DE, 1999-03  
 Spears, Marcus, DE, 2005-07

**97**

Ponder, David, DT, 1985  
 Lilly, Kevin, DT, 1989  
 Jones, Jimmie, DL, 1990-93  
 Pittman, Kavika, DE, 1996-99  
 Fields, Aaron, DE, 2000  
 Glover, La'Roi, DT, 2002-05  
 Hatcher, Jason, DE, 2006-07

**98**

Tippins, Ken, LB, 1989  
 Willis, Mitch, DT, 1990  
 Myles, Godfrey, LB, 1991-96  
 Carver, Shante, DE, 1994-97  
 (Carver also wore #96)  
 Ellis, Greg, DE/LB, 1998-07

**99**

Brooks, Kevin, DT, 1985-88  
 Howard, David, LB, 1989-90  
 McCormack, Hurvin, DT, 1994-98  
 Davis, Nathan, DT, 1998-99  
 (Davis also wore #77)  
 Blade, Willie, DT, 2003  
 Eaton, Chad, DT, 2004  
 Canty, Chris, DE, 2005-07

**LEAST USED****Numbers Worn By Just One Player**

74 Bob Lilly, DL, 1961-74

**Numbers Worn By Just Two Players**

5 John Warren, P, 1983-84  
 Clint Stoerner, QB, 2000-02  
 8 Buzz Sawyer, P, 1967  
 Troy Aikman, QB, 1989-00  
 13 Jerry Rhome, QB, 1965-68  
 Mike Vanderjagt, K, 2006  
 49 Johnny Huggins, TE, 2001  
 Brett Pierce, TE, 2004

**MOST USED****Most Frequently Issued Number**

81 - 22 Players  
 80 - 20 Players  
 82 - 18 Players  
 83 - 17 Players  
 25 - 17 Players  
 57 - 16 Players  
 62 - 16 Players  
 89 - 16 Players  
 79 - 15 Players  
 87 - 15 Players

# Cowboys All-Time College Roster

<b>A</b>	
Abilene Christian	1
Air Force	1
Akron	1
Alabama	9
Alabama A&M	1
Alabama-Birm.	1
Alabama State	3
Albany State	1
Alcorn State	1
Amherst	1
Angelo State	1
Appalachian State	2
Arizona	9
Arizona State	10
Arkansas	6
Arkansas-Pine Bluff	1
Arkansas Tech	1
Ashland	1
Auburn	9
Austin College	1
Austin Peay	1

<b>B</b>	
Baylor	13
Bethune-Cookman	1
Bishop	1
Boise State	1
Boston College	10
Boston University	2
Bowling Green	2
Brigham Young	3

<b>C</b>	
California	6
Cal Poly SLO	3
Cal. St. Long Beach	4
Calif.-Riverside	1
Carson-Newman	4
Catawba	1
CCLA	1
Central Arkansas	1
Central Florida	1
Central Michigan	1
Central Missouri	1
Central Oklahoma	2
Central State, Ohio	2
Cincinnati	1
Clemson	10
Colorado	7
Colorado State	2
Columbia	1
Connecticut	1
Culver-Stockton	1

<b>D</b>	
Dayton	1
Drake	1
Duke	3

<b>E</b>	
East Carolina	8
Eastern Illinois	2
Eastern Kentucky	1
Eastern Michigan	1
Eastern Washington	1
Elizabeth City	2
Emporia State	1

<b>F</b>	
Ferrum	1
Florida	10
Florida A&M	5
Florida State	16
Fordham	1

Fort Valley State	2
Fresno State	2

<b>G</b>	
Georgia	10
Georgia Tech	7
Grambling	3
Gustavus Adolphus	1

<b>H</b>	
Hampton	4
Hawaii	6
Heidelberg	1
Henderson J.C.	1
Henderson State	1
Hofstra	1
Holy Cross	1
Houston	8
Howard	1
Humboldt State	2

<b>I</b>	
Idaho	1
Idaho State	1
Illinois	6
Illinois State	1
Indiana	5
Iowa	5
Iowa State	4

<b>J</b>	
J.C. Smith	1
Jackson State	4
Jacksonville State	1
James Madison	2

<b>K</b>	
Kansas	8
Kansas State	6
Kent	2
Kentucky	6
Kentucky State	1
Kutztown State	1

<b>L</b>	
Lamar	1
Langston	2
Liberty	3
Livingston	1
SW Louisiana-Laf.	3
Louisiana-Monroe	3
Louisiana State	9
Louisiana Tech	3
Louisville	2

<b>M</b>	
Marquette	2
Maryland	9
Massachusetts	1
McGill	1
McNeese State	2
Miami, Fla.	17
Michigan	10
Michigan State	13
Michigan Tech	1
Mid. Tennessee St.	3
Minnesota	2
Mississippi	6
Mississippi State	5
Mississippi Valley	1
Missouri	3
Monmouth	1
Montana	2
Montana State	2
Morgan State	2
Morningside Coll.	1

Murray State	1
--------------	---

<b>N</b>	
Navy	1
Nebraska	11
Nebraska-Omaha	1
Nevada	3
Nevada-Las Vegas	4
New Hampshire	2
New Mexico	4
New Mexico State	2
North Carolina	5
North Carolina A&T	2
North Carolina St.	5
North Texas	3
NE Oklahoma	1
North Alabama	2
Northern Arizona	3
Northern Colorado	2
Northern Illinois	3
Northern Iowa	4
Northwest La.	3
Northwest Missouri State	1
Northwestern	6
NW Oklahoma	2
Notre Dame	8

<b>O</b>	
Ohio State	16
Oklahoma	16
Oklahoma State	2
Oregon	8
Oregon State	3
Quachita	1

<b>P</b>	
Pacific	5
Pacific Lutheran	1
Pacific, Ore.	1
Penn State	6
Pennsylvania	2
Pittsburgh	11
Portland State	3
Prairie View A&M	1
Presbyterian	1
Princeton	2
Purdue	6

<b>R</b>	
Redlands	1
Rhode Island	1
Rice	8
Rutgers	4

<b>S</b>	
Sacramento State	1
Salem	1
Sam Houston	1
San Diego State	4
San Jose State	3
Santa Clara	2
Savannah State	2
Seattle	1
Sonoma State	1
South Carolina	4
South Carolina St.	2
South Dakota	1
South Florida	1
Southern	4
Southern California	16
Southern Illinois	2
Southern Methodist	14
Southern Miss.	6
Stanford	11
Stephen F. Austin	2
Syracuse	7

<b>T</b>	
Taylor	1
Temple	5
Tennessee	23
Tennessee-Chat.	3
Tennessee State	3
Texas	10
Texas A&M	16
Texas A&M-Com.	4
Texas A&M-Kings.	1
Texas Christian	9
Texas Southern	1
Texas Tech	4
Texas Wesleyan	1
Texas-El Paso	2
Trinity, Tex.	1
Trinity Valley C.C.	1
Troy	2
Tulane	3
Tulsa	9

<b>U</b>	
UCLA	16
Utah	6
Utah State	4

<b>V</b>	
Valdosta State	1
Vanderbilt	3
Vienna, Austria	1
Villanova	1
Virginia	7
Virginia Tech	6
Virginia Union	2

<b>W</b>	
Wake Forest	3
Washington	14
Washington State	6
Weber State	3
West Texas A&M	2
West Virginia	7
Western Illinois	1
Western Ontario	1
Williams College	1
Winston-Salem	2
Wisconsin	6
Wyoming	6

<b>Y</b>	
Yale	2
Youngstown State	1

## TOP SCHOOLS

Tennessee	23
Miami, Fla.	17
Florida State	16
Ohio State	16
Oklahoma	16
Southern California	16
Texas A&M	16
UCLA	16
S. Methodist	14
Washington	14
Baylor	13
Michigan State	13
Nebraska	11
Pittsburgh	11
Stanford	11
Arizona State	10
Boston College	10
Clemson	10
Florida	10
Georgia	10
Michigan	10
Texas	10

## Cowboys All-Time Honor Roll

## ALL-TIME PRO BOWL SELECTIONS

Name, Position	Total Selections	Consecutive Streak
Bob Lilly, DT	11	10 (1964-73)
Larry Allen, G/T	10	7 (1995-01)
Mel Renfro, S/CB	10	10 (1964-73)
Randy White, DT	9	9 (1977-85)
Emmitt Smith, RB	8	6 (1990-95)
Troy Aikman, QB	6	6 (1991-96)
Cliff Harris, S	6	6 (1974-79)
Chuck Howley, LB	6	5 (1965-69)
Nate Newton, G	6	5 (1992-96)
John Niland, G	6	6 (1968-73)
Don Perkins, RB	6	3 (1961-63, '66-68)
Roger Staubach, QB	6	5 (1975-79)
Rayfield Wright, T	6	6 (1971-76)
George Andrie, DE	5	5 (1965-69)
Cornell Green, CB/S	5	3 (1965-67)
Michael Irvin, WR	5	5 (1991-95)
Lee Roy Jordan, LB	5	3 (1967-69)
Jay Novacek, TE	5	5 (1991-95)
Roy Williams, S	5	5 (2003-07)
Darren Woodson, S	5	5 (1994-98)
Flozell Adams, T	4	4 (2003-04, '06-07)
Pat Donovan, T	4	4 (1979-82)
Tony Dorsett, RB	4	3 (1981-83)
La'Roi Glover, DT	4	4 (2002-05)
Calvin Hill, RB	4	3 (1972-74)
Harvey Martin, DE	4	4 (1976-79)
Deion Sanders, CB/KR	4	4 (1996-99)
Everson Walls, CB	4	3 (1981-83)
Erik Williams, T	4	2 (1996-97)
Jason Witten, TE	4	4 (2004-07)

## PRO BOWL

1960 (1) -	Jim Doran, WR (1)
1961 (2) -	Dick Bielski, TE (1)
	# Don Perkins, RB (1)
1962 (5) -	Don Bishop, CB (1)
	Eddie LeBaron, QB (1)
	Bob Lilly, DE (1)
	Don Perkins, RB (2)
	Jerry Tubbs, LB (1)
1963 (3) -	Sam Baker, P (1)
	Lee Folkins, TE (1)
	Don Perkins, RB (3)
1964 (2) -	Bob Lilly, DT (2)
	# Mel Renfro, S (1)
1965 (6) -	George Andrie, DE (1)
	Cornell Green, CB (1)
	# Bob Hayes, WR (1)
	Chuck Howley, LB (1)
	Bob Lilly, DT (3)
	Mel Renfro, S (2)
1966 (9) -	George Andrie, DE (2)
	Cornell Green, CB (2)
	Bob Hayes, WR (2)
	Chuck Howley, LB (2)
	Bob Lilly, DT (4)
	Dave Manders, C (1)
	Don Meredith, QB (1)
	Don Perkins, RB (4)
	Mel Renfro, S (3)
1967 (10) -	George Andrie, DE (3)
	Cornell Green, CB (3)
	Bob Hayes, WR (3)
	Chuck Howley, LB (3)
	Lee Roy Jordan, LB (1)
	Bob Lilly, DT (5)
	Don Meredith, QB (2)
	Ralph Neely, T (1)
	Don Perkins, RB (5)
	Mel Renfro, S (4)

1968 (8) -	George Andrie, DE (4)
	Chuck Howley, LB (4)
	Lee Roy Jordan, LB (2)
	Bob Lilly, DT (6)
	Don Meredith, QB (3)
	John Niland, G (1)
	Don Perkins, RB (6)
	Mel Renfro, CB (5)
1969 (8) - a	George Andrie, DE (5)
	*# Calvin Hill, RB (1)
	Chuck Howley, LB (5)
	Lee Roy Jordan, LB (3)
	Bob Lilly, DT (7)
	Ralph Neely, T (2)
	John Niland, G (2)
	Mel Renfro, CB (6)
1970 (3) -	Bob Lilly, DT (8)
	John Niland, G (3)
	b Mel Renfro, CB (7)
1971 (8) -	Cornell Green, S (4)
	Chuck Howley, LB (6)
	Bob Lilly, DT (9)
	John Niland, G (4)
	Mel Renfro, S (8)
	Roger Staubach, QB (1)
	Ron Widby, P (1)
	Rayfield Wright, T (1)
1972 (7) -	Walt Garrison, RB (1)
	Cornell Green, S (5)
	Calvin Hill, RB (2)
	* Bob Lilly, DT (10)
	John Niland, G (5)
	* Mel Renfro, CB (9)
	Rayfield Wright, T (2)
1973 (6) -	* Calvin Hill, RB (3)
	* Lee Roy Jordan, LB (4)
	* Bob Lilly, DT (11)
	John Niland, G (6)
	Mel Renfro, CB (10)
	Rayfield Wright, T (3)
1974 (6) -	Cliff Harris, S (1)
	Calvin Hill, RB (4)
	Lee Roy Jordan, LB (5)
	Blaine Nye, G (1)
	Drew Pearson, WR (1)
	Rayfield Wright, T (4)
	Cliff Harris, S (2)
1975 (3) -	* Roger Staubach, QB (2)
	Rayfield Wright, T (5)
1976 (8) -	Billy Joe DuPree, TE (1)
	Cliff Harris, S (3)
	Harvey Martin, DE (1)
	Blaine Nye, G (2)
	Drew Pearson, WR (2)
	Roger Staubach, QB (3)
	Charlie Waters, S (1)
	Rayfield Wright, T (6)
1977 (8) -	Billy Joe DuPree, TE (2)
	Cliff Harris, S (4)
	Efren Herrera, K (1)
	Harvey Martin, DE (2)
	Drew Pearson, WR (3)
	* Roger Staubach, QB (4)
	Charlie Waters, S (2)
	Randy White, DT (1)
1978 (9) -	Tony Dorsett, RB (1)
	Billy Joe DuPree, TE (3)
	Cliff Harris, S (5)
	Thomas Henderson, LB (1)
	Tony Hill, WR (1)
	* Harvey Martin, DE (3)
	Roger Staubach, QB (5)
	Charlie Waters, S (3)
	Randy White, DT (2)
	Bob Bruenig, LB (1)
1979 (8) -	Pat Donovan, T (1)
	Cliff Harris, S (6)



**Pro Bowl (cont.)**

- 1979 (cont.) Tony Hill, WR (2)  
**Harvey Martin, DE (4)**  
 Herb Scott, G (1)  
**Roger Staubach, QB (6)**  
**Randy White, DT (3)**  
 1980 (4) - **Bob Bruenig, LB (2)**  
 Pat Donovan, T (2)  
**Herb Scott, G (2)**  
**Randy White, DT (4)**  
 1981 (7) - **Pat Donovan, T (3)**  
**Tony Dorsett, RB (2)**  
**Ed Jones, DE (1)**  
**Herb Scott, G (3)**  
 Rafael Septien, K (1)  
 # Everson Walls, CB (1)  
**Randy White, DT (5)**  
 1982 (7) - **Bob Bruenig, LB (3)**  
**Pat Donovan, T (4)**  
**Tony Dorsett, RB (3)**  
**Ed Jones, DE (2)**  
**Everson Walls, CB (2)**  
 Danny White, QB (1)  
**Randy White, DT (6)**  
 1983 (5) - **Doug Cosbie, TE (1)**  
**Tony Dorsett, RB (4)**  
**Ed Jones, DE (3)**  
**Everson Walls, CB (3)**  
**Randy White, DT (7)**  
 1984 (3) - **Bill Bates, ST (1)**  
**Doug Cosbie, TE (2)**  
**Randy White, DT (8)**  
 1985 (4) - **Doug Cosbie, TE (3)**  
**Tony Hill, WR (3)**  
**Everson Walls, CB (4)**  
**Randy White, DT (9)**  
 1987 (1) - **Herschel Walker, RB (1)**  
 1988 (1) - **Herschel Walker, RB (2)**  
 1990 (1) - # **Emmitt Smith, RB (1)**  
 1991 (4) - **Troy Aikman, QB (1)**  
 @ **Michael Irvin, WR (1)**  
**Jay Novacek, TE (1)**  
**Emmitt Smith, RB (2)**  
 1992 (6) - **Troy Aikman, QB (2)**  
**Michael Irvin, WR (2)**  
**Nate Newton, G (1)**  
**Jay Novacek, TE (2)**  
**Emmitt Smith, RB (3)**  
**Mark Stepnoski, C (1)**  
 1993 (11) - % **Troy Aikman, QB (3)**  
**Thomas Everett, S (1)**  
**Michael Irvin, WR (3)**  
**Daryl Johnston, FB (1)**  
**Russell Maryland, DT (1)**  
**Nate Newton, G (2)**  
**Ken Norton, LB (1)**  
**Jay Novacek, TE (3)**  
**Emmitt Smith, RB (4)**  
**Mark Stepnoski, C (2)**  
**Erik Williams, T (1)**  
 1994 (11) - **Troy Aikman, QB (4)**  
**Charles Haley, DE (1)**  
**Michael Irvin, WR (4)**  
**Daryl Johnston, FB (2)**  
**Leon Lett, DT (1)**  
**Nate Newton, G (3)**  
**Jay Novacek, TE (4)**  
**Emmitt Smith, RB (5)**  
**Mark Stepnoski, C (3)**  
**Mark Tuinei, T (1)**  
**Darren Woodson, S (1)**  
 1995 (10) - **Troy Aikman, QB (5)**  
**Larry Allen, G (1)**  
**Ray Donaldson, C (1)**  
**Charles Haley, DE (2)**  
**Michael Irvin, WR (5)**  
**Nate Newton, G (4)**  
**Jay Novacek, TE (5)**  
**Emmitt Smith, RB (6)**

- 1995 (cont.) **Mark Tuinei, T (2)**  
**Darren Woodson, S (2)**  
 1996 (9) - \* **Troy Aikman, QB (6)**  
**Larry Allen, G (2)**  
**Ray Donaldson, C (2)**  
**Nate Newton, G (5)**  
**Deion Sanders, CB (1)**  
**Jim Schwartz, ST (1)****Tony Tolbert, DE (1)**  
**Erik Williams, T (2)**  
**Darren Woodson, S (3)**  
 1997 (4) - **Larry Allen, G (3)**  
**Deion Sanders, CB (2)**  
**Erik Williams, T (3)**  
**Darren Woodson, S (4)**  
 1998 (6) - **Larry Allen, T (4)**  
**Leon Lett, DT (2)**  
**Nate Newton, G (6)**  
**Deion Sanders, CB/KR (3)**  
**Emmitt Smith, RB (7)**  
**Darren Woodson, S (5)**  
 1999 (5) - \* **Larry Allen, G (5)**  
**Dexter Coakley, LB (1)**  
**Deion Sanders, CB (4)**  
**Emmitt Smith, RB (8)**  
**Erik Williams, T (4)**  
 2000 (2) - **Larry Allen, G (6)**  
 2001 (2) - \* **Larry Allen, G (7)**  
**Dexter Coakley, LB (2)**  
 2002 (1) - **La'Roi Glover, DT (1)**  
 2003 (5) - **Flozell Adams, T (1)**  
**Larry Allen, G (8)**  
**Dexter Coakley, LB (3)**  
**La'Roi Glover, DT (2)**  
**Roy Williams, S (1)**  
 2004 (5) - **Flozell Adams, T (2)**  
**Larry Allen, G (9)**  
**La'Roi Glover, DT (3)**  
**Roy Williams, S (2)**  
**Jason Witten, TE (1)**  
 2005 (4) - **Larry Allen, G (10)**  
**La'Roi Glover, DT (4)**  
**Roy Williams, S (3)**  
**Jason Witten, TE (2)**  
 2006 (7) - **Flozell Adams, T (3)**  
**Andre Gurode, C (1)**  
**Mat McBriar, P (1)**  
**Tony Romo, QB (1)**  
**DeMarcus Ware, LB (1)**  
**Roy Williams, S (4)**  
**Jason Witten, TE (3)**  
 2007 (13) - **Flozell Adams, T (4)**  
**Marion Barber III, RB (1)**  
**Leonard Davis, G (1)**  
**Greg Ellis, LB (1)**  
 # **Nick Folk, K (1)**  
**Andre Gurode, C (2)**  
**Ken Hamlin, S (1)**  
**Terence Newman, CB (1)**  
**Terrell Owens, WR (1)**  
**Tony Romo, QB (2)**  
**DeMarcus Ware, LB (2)**  
**Roy Williams, S (5)**  
**Jason Witten, TE (4)**

**BOLD** starter  
 \* selected but did not play  
 # rookie  
 @ most valuable player  
 a named outstanding lineman  
 b named outstanding back  
 % top vote getter

- ALL PRO**
- 1962 (2) - **Don Perkins, RB (1, AP, NEA)**  
**Jerry Tubbs, LB (1, TSN)**  
 1963 (1) - **Chuck Howley, LB (1, TSN)**  
 1964 (3) - **Frank Clarke, TE (1, AP)**  
**Bob Lilly, DT (1, AP, UPI, NEA)**  
**Jim Ridlon, DB (1, TSN)**

## All Pro (cont.)

- 1965 (3) - # Bob Hayes, WR (1, TSN)  
Bob Lilly, DT (2, AP, UPI, NEA, TSN)  
Mel Renfro, S (1, NEA, TSN)
- 1966 (7) - Cornell Green, CB (1, AP, NEA, TSN)  
Bob Hayes, WR (2, AP, UPI, NEA, TSN)  
Chuck Howley, LB (2, AP, UPI, NEA)  
Lee Roy Jordan, LB (1, TSN)  
Bob Lilly, DT (3, AP, UPI, NEA, TSN)  
Ralph Neely, T (1, TSN)  
Dan Reeves, RB (1, TSN)
- 1967 (7) - George Andrie, DE (1, TSN)  
Cornell Green, CB (2, AP, UPI, NEA, TSN)  
Bob Hayes, WR (3, TSN)  
Chuck Howley, LB (3, AP, TSN)  
Bob Lilly, DT (4, AP, UPI, NEA, TSN)  
Ralph Neely, T (2, AP, UPI, TSN)  
Mel Renfro, S (2, TSN)
- 1968 (5) - Cornell Green, CB (3, NEA)  
Bob Hayes, WR (4, AP)  
Chuck Howley, LB (4, AP, NEA)  
Bob Lilly, DT (5, AP, UPI, NEA)  
Ralph Neely, T (3, AP, UPI, NEA)
- 1969 (7) - Cornell Green, CB (4, UPI)  
# Calvin Hill, RB (1, AP, UPI)  
Chuck Howley, LB (5, AP, UPI, NEA)  
Bob Lilly, DT (6, AP, NEA)  
Ralph Neely, T (4, AP, UPI, NEA)  
John Niland, G (1, AP)  
Mel Renfro, S (3, NEA)
- 1970 (1) - Chuck Howley, LB (6, AP, PFWA)
- 1971 (4) - Bob Lilly, DT (7, AP, PFWA, NEA)  
John Niland, G (2, AP, PFWA)  
Mel Renfro, S (4, NEA)  
Rayfield Wright, T (1, AP, PFWA)
- 1972 (3) - John Niland, G (3, AP)  
Blaine Nye, CB (1, NEA)  
Rayfield Wright, T (2, AP, UPI, PFWA, NEA)
- 1973 (4) - Calvin Hill, RB (2, PFWA)  
Lee Roy Jordan, LB (2, NEA, PFWA)  
Mel Renfro, CB (5, NEA, PFWA)  
Rayfield Wright, T (3, AP, PFWA)
- 1974 (1) - Drew Pearson, WR (1, AP, PFWA)
- 1975 (2) - Cliff Harris, S (1, NEA)  
Rayfield Wright, T (4, NEA)
- 1976 (2) - Cliff Harris, S (2, AP, PFWA, NEA)  
Drew Pearson, WR (2, AP, PFWA)
- 1977 (5) - Cliff Harris, S (3, AP, PFWA, NEA)  
Efrén Herrera, K (1, AP, PFWA, NEA)  
Harvey Martin, DE (1, AP, PFWA, NEA)  
Drew Pearson, WR (3, AP, PFWA, NEA)  
Charlie Waters, S (1, PFWA)
- 1978 (3) - Cliff Harris, S (4, AP, PFWA)  
Charlie Waters, S (2, PFWA, NEA)  
Randy White, DT (1, AP, PFWA, NEA)
- 1979 (1) - Randy White, DT (2, AP, PFWA, NEA)
- 1980 (2) - Herb Scott, G (1, AP, NEA)  
Randy White, DT (3, PFWA, NEA)
- 1981 (5) - Tony Dorsett, RB (1, AP, PFWA, NEA)  
Ed Jones, DE (1, NEA)  
Herb Scott, G (2, AP)  
Rafael Septien, K (1, AP, PFWA)  
Randy White, DT (4, AP, PFWA, NEA)
- 1982 (3) - Ed Jones, DE (2, AP)  
Everson Walls, CB (1, PFWA)  
Randy White, DT (5, AP, PFWA, NEA)
- 1983 (2) - Everson Walls, CB (2, AP)  
Randy White, DT (6, AP, PFWA)
- 1984 (2) - Michael Downs, S (PFWA)  
Randy White, DT (7, AP, PFWA, NEA)
- 1985 (2) - Everson Walls, CB (3, PFWA)  
Randy White, DT (8, AP, NEA)
- 1989 (1) - Eugene Lockhart, LB (1, TSN)
- 1991 (2) - Michael Irvin, WR (1, AP, PFWA, NEA, TSN)  
Jay Novacek, TE (1, CPFN)
- 1992 (4) - Kelvin Martin, PR (1, PFW, PFWA)  
Jay Novacek, TE (2, AP, PFW, PFWA, CPFN)  
Emmitt Smith, RB (1, AP, PFW, PFWA, NEA, TSN, CPFN, FD)  
Mark Stepnoski, C (1, NEA)

- 1993 (3) - Troy Aikman, QB (1, TSN)  
Emmitt Smith, RB  
(2, AP, PFWA, PFW, TSN, CPFN, FD)  
Erik Williams, T  
(1, AP, PFWA, PFW, TSN, CPFN, FD)
- 1994 (4) - Charles Haley, DE  
(1, AP, PFWA, PFW, TSN, CPFN, FD)  
Nate Newton, G  
(1, AP, PFWA, PFW, CPFN, FD)  
Emmitt Smith, RB  
(3, AP, PFWA, PFW, TSN, CPFN, FD)  
Darren Woodson, S  
(1, AP, PFWA, PFW, TSN, CPFN, FD)
- 1995 (6) - Larry Allen, G (1, TSN, CPFN, FD)  
Nate Newton, G  
(2, AP, PFWA, PFW, TSN, FD)  
Deion Sanders, CB (1, TSN)  
Emmitt Smith, RB  
(4, AP, PFWA, PFW, TSN, CPFN, FD)  
Erik Williams, T (2, TSN)  
Darren Woodson, S  
(2, AP, PFWA, PFW, TSN, CPFN, FD)
- 1996 (5) - Larry Allen, G (2, AP, PFWA, PFW, TSN, CPFN, FD)  
Deion Sanders, CB (2, AP, PFWA, PFW, TSN)  
Jim Schwartz, ST (1, PFWA, PFW)  
Erik Williams, T (3, AP)  
Darren Woodson, S (3, AP, PFWA, PFW, TSN, CPFN, FD)
- 1997 (3) - Larry Allen, G (3, AP, PFWA, PFW, TSN, CPFN, FD)  
Richie Cunningham, K (1, AP, TSN)  
Deion Sanders, CB (3, AP, PFWA, PFW, TSN)  
Larry Allen, T (4, AP, PFW, TSN)
- 1998 (3) - Deion Sanders, CB (3, AP, PFW, TSN, FD)  
KR (1, PFW)  
Darren Woodson, S (4, TSN)
- 1999 (2) - Larry Allen, G (5, AP, PFW, TSN, PFN)  
Deion Sanders, CB (4, TSN)
- 2000 (1) - Larry Allen, G (6, AP, PFW, CPFN, TSN)
- 2001 (1) - Larry Allen, G (7, AP, PFW, FD, CPFN, TSN)
- 2002 (1) - La'Roi Glover, DT (1, FW, CPFN, TSN)
- 2003 (1) - Roy Williams, S (1, AP, PFW, FD, TSN)
- 2006 (2) - Mat McBriar, P (1, AP)  
DeMarcus Ware, LB (1, AP)
- 2007 (6) - Flozell Adams, T (1, AP)  
Leonard Davis, G (1, AP)  
Andre Gurode, C (1, TSN)  
Terrell Owens, WR (1, AP, PFW, PFWA)  
DeMarcus Ware, LB (2, AP, PFW, PFWA, TSN)  
Jason Witten, TE (1, AP, PFW, PFWA, TSN)

## ALL-NFC

- 1970 (3) - Chuck Howley, LB (AP, UPI)  
John Niland, G (UPI)  
Mel Renfro, CB (AP)
- 1972 (3) - Bob Lilly, DT (AP, UPI)  
John Niland, G (AP, UPI)  
Rayfield Wright, T (AP, UPI)
- 1973 (5) - Calvin Hill, RB (AP, UPI)  
Lee Roy Jordan, LB (AP, UPI)  
John Niland, G (AP, UPI)  
Mel Renfro, CB (AP, UPI)  
Rayfield Wright, T (AP, UPI)
- 1974 (3) - Cliff Harris, S (AP, UPI)  
Drew Pearson, WR (AP, UPI)  
Rayfield Wright, T (AP, UPI)
- 1976 (5) - Billy Joe DuPree, TE (AP, UPI)  
Cliff Harris, S (AP, UPI)  
Blaine Nye, G (AP)  
Drew Pearson, WR (AP, UPI)  
Roger Staubach, QB (AP)
- 1977 (5) - Cliff Harris, S (UPI)  
Efrén Herrera, K (UPI)  
Harvey Martin, DE (UPI)  
Drew Pearson, WR (UPI)  
Roger Staubach, QB (UPI)
- 1978 (6) - Tony Dorsett, RB (UPI)  
Billy Joe DuPree, TE (UPI)

#Rookie

**All NFC (cont.)**

**1978 (cont.)**

- Cliff Harris, S (UPI)
- Herb Scott, G (UPI)
- Charlie Waters, S (UPI)
- Randy White, DT (UPI)
- 1979 (6) -**
- Bob Breunig, LB (PFW)
- Pat Donovan, T (UPI, PFW, TSN)
- Cliff Harris, S (TSN)
- Herb Scott, G (UPI, TSN)
- Roger Staubach, QB (UPI, PFW, TSN)
- Randy White, DT (UPI, PFW)
- Bob Breunig, LB (UPI)
- Pat Donovan, T (UPI)
- Herb Scott, G (UPI)
- Randy White, DT (UPI, PFW, TSN)
- 1980 (4) -**
- Tony Dorsett, RB (UPI)
- Herb Scott, G (UPI)
- Ed Jones, DE (UPI)
- Rafael Septien, K (UPI)
- Randy White, DT (UPI)
- Bob Breunig, LB (UPI)
- Pat Donovan, T (UPI)
- Tony Dorsett, RB (UPI)
- Everson Walls, CB (UPI)
- Randy White, DT (UPI)
- Bob Breunig, LB (UPI)
- Ed Jones, DE (UPI, PFW)
- Everson Walls, CB (PFW)
- Randy White, DT (UPI, PFW)
- Bill Bates, S (PFW)
- Michael Downs, S (UPI)
- Everson Walls, CB (UPI)
- Randy White, DT (UPI, FN)
- 1985 (5) -**
- Doug Cosbie, TE (UPI)
- Michael Downs, S (UPI)
- Tony Hill, WR (FN)
- Everson Walls, CB (UPI, FN)
- Randy White, DT (UPI, FN)
- Randy White, DT (FN)
- 1986 (1) -**
- 1987 (1) -**
- Herschel Walker, RB (PFW)
- 1988 (1) -**
- Herschel Walker, RB (UPI)
- 1991 (3) -**
- Michael Irvin, WR (UPI, FN)
- Jay Novacek, TE (UPI, FN, PFW)
- Emmitt Smith, RB (UPI, FN, PFW)
- Nate Newton, G (UPI, FN)
- Jay Novacek, TE (UPI, FN)
- Emmitt Smith, RB (UPI, FN)
- Mark Stepnoski, C (UPI, FN)
- Troy Aikman, QB (FN)
- Ken Norton, LB (FN)
- Emmitt Smith, RB (UPI, FN)
- Mark Stepnoski, C (UPI, FN)
- Erik Williams, T (UPI, FN)
- 1994 (6) -**
- Charles Haley, DE (UPI, FN)
- Leon Lett, DT (UPI, FN)
- Nate Newton, G (UPI, FN)
- Emmitt Smith, RB (UPI, FN)
- Mark Stepnoski, C (UPI, FN)
- Darren Woodson, S (UPI, FN)
- 1995 (5) -**
- Larry Allen, G (FN)
- Nate Newton, G (UPI)
- Jay Novacek, TE (UPI)
- Emmitt Smith, RB (UPI, FN)
- Darren Woodson, S (UPI, FN)
- 1996 (4) -**
- Larry Allen, G (UPI, FN)
- Deion Sanders, CB (UPI, FN)
- Tony Tolbert, DE (UPI, FN)
- Darren Woodson, S (UPI, FN)
- Larry Allen, G (PFW, PFWA, FN)
- Deion Sanders, CB (PFW, PFWA, FN)
- 1998 (2) -**
- Larry Allen, T (PFW, FN)
- Deion Sanders, CB (PFW, FN)
- KR (PFW, FN)
- 1999 (3) -**
- Larry Allen, G (PFW, FN)
- Deion Sanders, CB (PFW, FN)
- Erik Williams, T (FN)
- 2000 (1) -**
- Larry Allen, G (PFW, FN)
- 2001 (1) -**
- Larry Allen, G (PFW, FN)
- 2002 (1) -**
- La'Roi Glover, DT (PFW)

- 2003 (3) -**
- La'Roi Glover, DT (PFW)
- Dat Nguyen, LB (PFW)
- Roy Williams, S (PFW)
- 2004 (1) -**
- Jason Witten, TE (PFW)
- 2006 (2) -**
- DeMarcus Ware, LB (PFW, PFWA)
- Mat McBriar, P (PFW, PFWA)
- Flozell Adams, T (PFW, PFWA)
- 2007 (5) -**
- # Nick Folk, K (PFW, PFWA)
- Terrell Owens, WR (PFW, PFWA)
- DeMarcus Ware, LB (PFW, PFWA)
- Jason Witten, TE (PFW, PFWA)

**ALL-ROOKIE**

- 1974 -**
- Efren Herrera, K (PFWA)
- Ed Jones, DE (PFWA)
- 1975 -**
- Burton Lawless, G (PFWA)
- Randy White, LB (PFWA)
- 1977 -**
- Tony Dorsett, RB (PFWA)
- 1979 -**
- Aaron Mitchell, CB (UPI)
- 1981 -**
- Everson Walls, CB (PFWA, UPI)
- 1983 -**
- Bill Bates, S (PFWA, UPI, PFW)
- 1984 -**
- Eugene Lockhart, LB (PFWA, UPI, PFW, FD)
- 1987 -**
- Roger Ruzek, K (UPI, PFW)
- 1988 -**
- Michael Irvin, WR (FD)
- 1989 -**
- Troy Aikman, QB (PFWA, UPI, PFW, CPFN)
- James Dixon, KR (UPI, PFW)
- 1990 -**
- Jimmie Jones, DT (PFWA, UPI, PFW)
- Emmitt Smith, RB (PFWA, UPI, FN, PFW, FD, CPFN)
- 1991 -**
- Larry Brown, CB (PFWA, PFW, FD, FN)
- Darrick Brownlow, LB (PFWA)
- Russell Maryland, DT (PFWA, CPFN, PFW)
- 1992 -**
- Robert Jones, LB (PFWA, PFW, CPFN, FN)
- Darren Woodson, ST (PFW, PFWA)
- 1993 -**
- Darin Smith, LB (PFWA, CPFN, PFW, FN, FD)
- Kevin Williams, WR (FN)
- 1994 -**
- Larry Allen, T (PFWA, PFW, CPFN, FN)
- Chris Boniol, K (PFWA, PFW)
- 1997 -**
- Antonio Anderson, DT (PFW)
- Dexter Coakley, LB (PFW, FN)
- 1998 -**
- Flozell Adams, G (FD)
- Greg Ellis, DE (FN, FD)
- 1999 -**
- Ebenezer Ekuban, DE (PFW, FN)
- Dat Nguyen, ST (FD)
- Peppi Zellner, DE (CPFN)
- 2002 -**
- Antonio Bryant, WR (PFW)
- Derek Ross, CB (PFW)
- Roy Williams, S (PFW)
- 2003 -**
- Terence Newman, CB (PFW)
- Zuniel Smith, PR (PFW)
- Jason Witten, TE (PFW)
- 2004 -**
- Julius Jones, RB (PFW)
- 2005 -**
- Marcus Spears, DE (PFW)
- 2007 -**
- Nick Folk, K (PFW, PFWA)

**OTHER HONORS**

**NFL COACH OF THE YEAR**

- 1966 -** Tom Landry (AP)
- 1990 -** Jimmy Johnson (AP)
- 1991 -** Jimmy Johnson (FD)

**NFC COACH OF THE YEAR**

- 1966 -** Tom Landry (UPI)
- 1975 -** Tom Landry (UPI)
- 1978 -** Tom Landry (FN)
- 1990 -** Jimmy Johnson (UPI, CPFN)

**EXECUTIVE OF THE YEAR**

- 2003 -** Jerry Jones (FD)

**NFL PLAYER OF THE YEAR**

- 1993 -** Emmitt Smith (AP, PFWA, TSN, PFW, FD)

**BERT BELL AWARD**

- (presented by Maxwell Club to NFL Player of the Year)
- 1966 -** Don Meredith, QB
  - 1971 -** Roger Staubach, QB
  - 1993 -** Emmitt Smith, RB

**NFC PLAYER OF THE YEAR**

- 1971 - Roger Staubach  
1981 - Tony Dorsett (UPI)  
1993 - Emmitt Smith (FN)

**NFL OFFENSIVE PLAYER OF THE YEAR**

- 1993 - Emmitt Smith (UPI, PF, CPFN)

**NFL DEFENSIVE PLAYER OF THE YEAR**

- 1977 - Harvey Martin (UPI, PF, FW)  
1994 - Charles Haley (FD)

**NFC DEFENSIVE PLAYER OF THE YEAR**

- 1994 - Charles Haley (UPI)

**NFC OFFENSIVE LINEMAN OF THE YEAR**

- 1996 - Larry Allen (NFLPA)  
1997 - Larry Allen (NFLPA)

**NFC DEFENSIVE BACK OF THE YEAR**

- 1997 - Deion Sanders (NFLPA)

**NFC SPECIAL TEAMS PLAYER OF THE YEAR**

- 1984 - Bill Bates (USA Today, NFLPA)

**NFC KICKER OF THE YEAR**

- 1997 - Richie Cunningham (NFLPA)

**NFL DEFENSIVE BACK OF THE YEAR**

- 1982 - Everson Walls (NFL Alumni)

**NFL DEFENSIVE LINEMAN OF THE YEAR**

- 1982 - Randy White (NFL Alumni)

**NFL OFFENSIVE LINEMAN OF THE YEAR**

- 1994 - Nate Newton (NFL Alumni)  
1997 - Larry Allen (NFL Alumni)

**NFL QUARTERBACK OF THE YEAR**

- 1993 - Troy Aikman (NFL Alumni)

**NFL RUNNING BACK OF THE YEAR**

- 1992 - Emmitt Smith (NFL Alumni)  
1993 - Emmitt Smith (NFL Alumni)  
1995 - Emmitt Smith (NFL Alumni)

**NFL WIDE RECEIVER OF THE YEAR**

- 1991 - Michael Irvin (NFL Alumni)

**NFL TIGHT END OF THE YEAR**

- 1993 - Jay Novacek (NFL Alumni)

**NFL SPECIAL TEAMS PLAYER OF THE YEAR**

- 1983 - # Bill Bates (NFL Alumni)  
1984 - Bill Bates (NFL Alumni)  
1996 - Jim Schwartz (NFL Alumni)  
1998 - Deion Sanders (NFL Alumni)

**GOLDEN TOE TROPHY (PF) (top placekicker)**

- 1981 - Rafael Septien

**NFL ROOKIE OF THE YEAR**

- 1977 - Tony Dorsett (NEA, PF, TSN)

**NFC ROOKIE OF THE YEAR**

- 1977 - Tony Dorsett (UPI, TSN)  
1992 - Robert Jones, (UPI)

**NFL OFFENSIVE ROOKIE OF THE YEAR**

- 1969 - Calvin Hill, RB (AP)  
1970 - Duane Thomas, RB (FN, PFG)  
1977 - Tony Dorsett, RB (AP, PF, FW, FD)  
1990 - Emmitt Smith, RB (AP, PF, FW, FN)

**NFL MAN OF THE YEAR**

- 1978 - Roger Staubach  
1981 - Tom Landry (FN)  
1997 - Troy Aikman

**BART STARR AWARD**

- 2001 - Darren Woodson

**NFL COMEBACK PLAYER OF THE YEAR**

- 2007 - Greg Ellis

**NFL PLAYER OF THE WEEK**

- 1993 - Michael Irvin, vs. S.F., 10/17 (PFWA)  
Emmitt Smith, @ Phil., 10/31 (PFWA)  
Emmitt Smith, @ N.Y. Gia., 1/2/94 (PFWA)  
1994 - Jason Garrett, vs. G.B., 11/24 (PFHOF)  
1995 - Emmitt Smith, @ N.Y. Gia., 9/4 (PFHOF)  
Emmitt Smith, @ Minn., 9/17 (PFHOF)  
1998 - Deion Sanders, @ N.Y. Gia., 9/21 (PFHOF)  
1999 - Troy Aikman, @ Wash., 9/12 (PFHOF)  
Dexter Coakley, vs. Mia., 11/25 (PFHOF)

**NFC DEFENSIVE PLAYER OF THE WEEK**

- 1984 - Randy White, vs. G.B., 9/23  
Randy White, @ Phil., 12/2  
1985 - Jim Jeffcoat, @ Wash., 11/10  
Jim Jeffcoat, vs. N.Y. Gia., 12/15  
1986 - Ed Jones, @ S.D., 11/16  
1987 - Bill Bates, @ N.Y. Gia., 9/20  
Ed Jones, vs. N.Y. Gia., 11/2  
1988 - Ed Jones, vs. Atl., 9/25  
1990 - Issiac Holt, @ T.B., 10/7  
James Washington, vs. Pho., 12/16  
1993 - Kevin Smith, @ N.Y. Jets, 12/18  
1994 - Charles Haley, @ Pitt., 9/4  
Darren Woodson, @ Phil., 12/4  
Darrin Smith, @ N.O., 12/19  
1995 - Charles Haley, vs. Den., 9/10  
1996 - Leon Lett, @ Phil., 9/30  
George Teague, vs. Minn., 12/28  
1999 - Dexter Coakley, vs. Mia., 11/25  
2003 - # Terence Newman, @ Wash., 12/14  
2005 - Anthony Henry, vs. N.Y. Gia., 10/16  
# DeMarcus Ware, @ Car., 12/24  
2007 - Anthony Henry, @ Chi., 9/23

**NFC OFFENSIVE PLAYER OF THE WEEK**

- 1985 - Tony Dorsett, vs. Pit., 10/13  
Danny White, vs. StL., 11/28  
1987 - Kelvin Edwards, vs. Phil., 10/11  
Herschel Walker, vs. StL., 12/27  
1988 - # Michael Irvin, @ Wash., 12/11  
1991 - Emmitt Smith, @ Pho., 9/22  
Troy Aikman, vs. N.Y. Gia., 9/29  
Michael Irvin, vs. Atl., 12/22  
1992 - Emmitt Smith, vs. Wash., 9/7  
Michael Irvin, vs. Pho., 9/20  
Emmitt Smith, @ Raid., 10/25  
Erik Williams, vs. Phil., 11/1  
Emmitt Smith, vs. Chi., 12/27  
Troy Aikman, vs. Phil., 1/10/93  
Troy Aikman, @ S.F., 1/17/93  
1993 - Troy Aikman, vs. G.B., 10/3  
Michael Irvin, vs. S.F., 10/17  
Emmitt Smith, @ Phil., 10/31  
Emmitt Smith, @ N.Y. Gia., 1/2/94  
1994 - Troy Aikman, vs. Ariz., 10/9  
Alvin Harper, @ Cin., 10/30  
Jason Garrett, vs. G.B., 11/24  
Troy Aikman, vs. G.B., 1/8/95  
1995 - Emmitt Smith, @ N.Y. Gia., 9/4  
Emmitt Smith, @ Minn., 9/17  
Emmitt Smith, vs. G.B., 1/14/96  
1996 - Troy Aikman, @ Mia., 10/27  
1997 - Troy Aikman, @ Pitt., 8/31  
1998 - Emmitt Smith, vs. N.Y. Gia., 11/8  
1999 - Troy Aikman, @ Wash., 9/12  
2001 - # Quincy Carter, vs. S.F., 12/30  
2002 - Emmitt Smith, vs. Sea., 10/27  
2005 - Drew Bledsoe, @ S.D., 9/11  
Drew Bledsoe, vs. K.C., 12/11  
2006 - Tony Romo, @ Ariz., 11/12  
Tony Romo, vs. T.B., 11/23  
2007 - Tony Romo, vs. N.Y. Gia., 9/9  
Terrell Owens, vs. Wash., 11/18  
Tony Romo, vs. G.B., 11/29

#Rookie

**NFC SPECIAL TEAMS PLAYER OF THE WEEK**

- 1993 - # Kevin Williams, vs. N.Y. Gia., 11/7  
 - Eddie Murray, @ Minn., 12/12
- 1994 - Bill Bates, vs. Phil., 10/16  
 - Kevin Williams, vs. Wash., 11/20  
 - Brock Marion, vs. G.B., 1/8/95  
 - John Jett, vs. G.B., 10/8  
 - Chris Boniol, vs. N.Y. Gia., 12/17
- 1996 - Herschel Walker, vs. Atl., 10/20  
 - Chris Boniol, vs. G.B., 11/18  
 - Chris Boniol, vs. Minn., 12/28  
 - Toby Gowin, vs. Wash., 10/24
- 1999 - Tim Seder, vs. Wash., 10/15
- 2001 - # Billy Cundiff, @ StL., 9/29
- 2003 - Billy Cundiff, @ N.Y. Gia., 9/15  
 - Billy Cundiff, vs. N.Y. Gia., 12/21
- 2006 - # Sam Hurd, Car., 10/29  
 - Mat McBriar, vs. Ind., 11/19
- 2007 - # Nick Folk, @ Buf., 10/8

**NFC PRIME TIME PLAYER OF THE WEEK**

- 1998 - Deion Sanders, @ N.Y. Gia., 9/21

**NFC OFFENSIVE PLAYER OF THE MONTH**

- 1991 - Emmitt Smith, RB, December  
 1992 - Emmitt Smith, RB, November  
 Emmitt Smith, RB, December
- 1993 - Troy Aikman, QB, October  
 Emmitt Smith, RB, December
- 1995 - Emmitt Smith, RB, September
- 2006 - Tony Romo, QB, November
- 2007 - Tony Romo, QB, September  
 Terrell Owens, WR, November

**NFC SPECIAL TEAMS PLAYER OF THE MONTH**

- 1996 - Chris Boniol, K, November
- 1997 - Richie Cunningham, K, September
- 1999 - Jason Tucker, KR, December

**NFL OFFENSIVE ROOKIE OF THE MONTH**

- 2004 - Julius Jones, RB, November

**NFL DEFENSIVE ROOKIE OF THE MONTH**

- 1997 - Dexter Coakley, LB, October
- 2005 - DeMarcus Ware, LB, October

**SUPER BOWL MOST VALUABLE PLAYER**

- SB V - Chuck Howley, LB
- SB VI - Roger Staubach, QB
- SB XII - Harvey Martin, DE  
 Randy White, DT/LB
- SB XXVII - Troy Aikman, QB
- SB XXVIII - Emmitt Smith, RB
- SB XXX - Larry Brown, CB

**ED BLOCK COURAGE AWARD**

(nominee from each NFL team for courage in battling injuries)

- 1984 - James Jones, RB
- 1985 - Howard Richards, OL
- 1986 - Tony Dorsett, RB
- 1987 - Brian Baldinger, OL
- 1988 - Randy White, DT
- 1989 - Ed Jones, DE
- 1990 - Kelvin Martin, WR
- 1991 - Ken Norton, LB
- 1992 - Daryl Johnston, FB
- 1993 - Bill Bates, S
- 1994 - Mark Stepnoski, C
- 1995 - Erik Williams, T
- 1996 - Kevin Smith, CB
- 1997 - Tony Tolbert, DE
- 1998 - Darren Woodson, S
- 1999 - Ernie Mills, WR
- 2000 - Greg Ellis, DE
- 2001 - Mike Lucky, TE
- 2002 - Dat Nguyen, LB
- 2003 - Jamar Martin, FB
- 2004 - # Julius Jones, RB
- 2005 - Dan Campbell, TE

- 2006 - Flozell Adams, T
- 2007 - Jay Ratliff, NT

**BOB LILLY AWARD** (voted by Cowboys fans for sportsmanship, dedication, leadership and achievement)

- 1985 - Randy White, DT
- 1986 - Randy White, DT
- 1987 - Danny White, QB
- 1988 - Ed Jones, DE
- 1989 - Ed Jones, DE
- 1990 - Bill Bates, S
- 1991 - Bill Bates, S
- 1992 - Troy Aikman, QB
- 1993 - Bill Bates, S
- 1994 - Bill Bates, S
- 1995 - Troy Aikman, QB
- 1996 - Emmitt Smith, RB
- 1997 - Troy Aikman, QB
- 1998 - Troy Aikman, QB
- 1999 - Emmitt Smith, RB
- 2001 - Emmitt Smith, RB
- 2002 - Emmitt Smith, RB
- 2003 - Darren Woodson, S
- 2004 - Jason Witten, TE
- 2005 - Drew Bledsoe, QB
- 2006 - Tony Romo, QB
- 2007 - Tony Romo, QB

**SPORTSMAN OF THE YEAR**

- 1994 - Emmitt Smith (TSN)

**DASA PRO ATHLETE OF THE YEAR**

- 1991 - Michael Irvin, WR  
 Emmitt Smith, RB
- 1993 - Troy Aikman, QB  
 Emmitt Smith, RB

**DASA BIG "D" AWARD**

- 1990 - Jimmy Johnson
- 1991 - Jerry Jones
- 1992 - Emmitt Smith
- 2001 - Troy Aikman
- 2004 - Jerry Jones

**DASA FIELD SCOVELL AWARD**

- 1970 - Dallas Cowboys
- 1971 - Bob Lilly
- 1975 - Roger Staubach
- 1977 - Tom Landry
- 1980 - Randy White
- 1981 - Tony Dorsett
- 1992 - Dallas Cowboys
- 1994 - Troy Aikman
- 1995 - Emmitt Smith
- 2001 - Gil Brandt

**DASA COACH OF THE YEAR**

- 1995 - Barry Switzer
- 2004 - Bill Parcells

**DASA LEGENDS AWARD**

- 1993 - Tom Landry
- 2001 - Gene Stallings
- 2004 - Herschel Walker

**DASA GARY BRIDELL COURAGE AWARD**

- 1994 - Bill Bates

**DASA ROLE MODEL AWARD**

- 1997 - Daryl Johnston
- 1999 - Darren Woodson
- 2002 - Emmitt Smith

**NFL MAN OF THE YEAR**

(Dallas nominees, Club winner underlined when selected)

- 1970 - Bob Lilly, John Niland, Pettis Norman
- 1971 - John Niland, Jethro Pugh, Roger Staubach
- 1972 - John Niland, Jethro Pugh, Roger Staubach
- 1973 - Calvin Hill, John Niland, Roger Staubach
- 1975 - John Fitzgerald, Bill Gregory, Roger Staubach

#Rookie

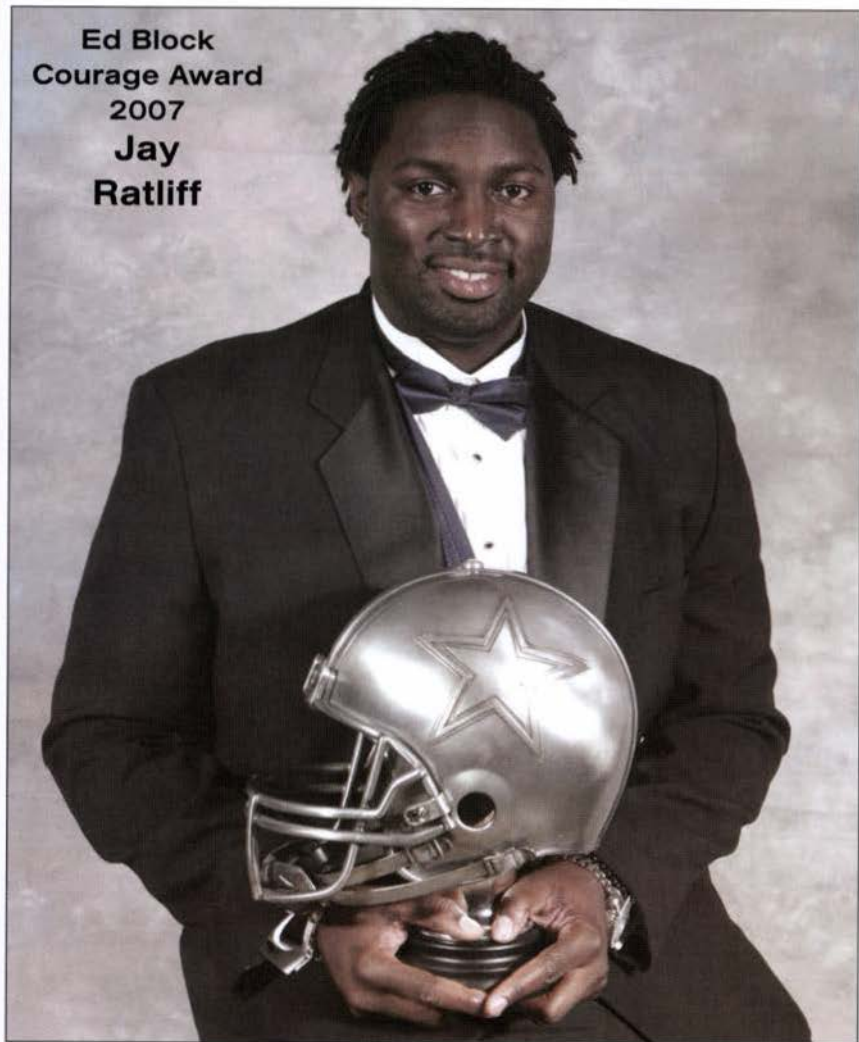
**NFL MAN OF THE YEAR (cont.)**

1976 - Ralph Neely, Roger Staubach, Mark Washington  
 1980 - Billy Joe DuPree, D.D. Lewis, Drew Pearson  
 1970 - Bob Lilly, John Niland, Pettis Norman  
 1981 - Billy Joe DuPree, D.D. Lewis, Robert Newhouse  
 1982 - Bob Breunig, Tony Dorsett, Bill Joe DuPree  
 1983 - Bob Breunig, Butch Johnson, Danny White  
 1984 - Bob Breunig, Doug Cosbie, Howard Richards  
 1985 - Bill Bates  
 1986 - Jim Jeffcoat  
 1987 - Jim Jeffcoat  
 1988 - Herschel Walker  
 1989 - Everson Walls  
 1990 - Jim Jeffcoat  
 1991 - Troy Aikman  
 1992 - Troy Aikman, Jim Jeffcoat, James Washington  
 1993 - Troy Aikman, Russell Maryland, James Washington

1994 - Troy Aikman  
 1995 - Troy Aikman, Daryl Johnston, Russell Maryland  
 1996 - Troy Aikman, Bill Bates, Daryl Johnston  
 1997 - Troy Aikman, Daryl Johnston, Emmitt Smith  
 1998 - Richie Cunningham, Daryl Johnston, Emmitt Smith  
 1999 - Emmitt Smith  
 2000 - Ebenezer Ekuban, Chad Hennings, Darren Woodson  
 2001 - Ebenezer Ekuban, Emmitt Smith, Darren Woodson  
 2002 - Ebenezer Ekuban, Joey Galloway, Kelvin Garmon, Emmitt Smith, Darren Woodson  
 2003 - Ebenezer Ekuban, Joey Galloway, Dat Nguyen, Roy Williams, Darren Woodson  
 2004 - Keyshawn Johnson, Dat Nguyen, Roy Williams  
 2005 - La'Roi Glover, Keyshawn Johnson, Roy Williams  
 2006 - Terence Newman, DeMarcus Ware, Roy Williams  
 2007 - DeMarcus Ware, Roy Williams, Jason Witten

AP - Associated Press; **CPFN** - College & Pro Football Newsweekly; **DASA** - Dallas All Sports Association; **FD** - Football Digest; **FN** - Football News; **NEA** - Newspaper Enterprise Association; **PFG** - Pro Football Guide; **PFHF** - Pro Football Hall of Fame; **PFW** - Pro Football Weekly; **PFWA** - Pro Football Writers of America; **TSN** - The Sporting News; **UPI** - United Press International

**Ed Block  
 Courage Award  
 2007  
 Jay  
 Ratliff**



# Cowboys All-Time Draft

## 1960

### EXPANSION DRAFT

Player	Pos.	College
<b>FROM BALTIMORE</b>		
L.G. DUPRE	RB	Baylor
RAY KROUSE	DE	Maryland
DAVE SHERRER	WR/P	Southern Methodist
<b>FROM CHICAGO</b>		
DON HEALY	DT	Maryland
JACK JOHNSON	RB	Miami, Fla.
PETE JOHNSON	RB	V.M.I.
<b>FROM CLEVELAND</b>		
LEROY BOLDEN	RB	Michigan State
FRANK CLARKE	WR/TE	Colorado
ED MODZELEWSKI	RB	Maryland
<b>FROM DETROIT</b>		
CHARLES ANE	C	Southern California
GENE CRONIN	LB	Pacific
JIM DORAN	WR	Iowa State
<b>FROM GREEN BAY</b>		
NATE BORDEN	DE	Indiana
BILL BUTLER	S	Tenn. Chattanooga
DON MCLHENNY	RB	Southern Methodist
<b>FROM L.A. RAMS</b>		
TOM FRANCKHAUSER	CB	Purdue
BOB FRY	T	Kentucky
DUANE PUTNAM	G	Pacific
<b>FROM N.Y. GIANTS</b>		
AL BARRY	G	Southern California
MELWOOD "BUZ" GUY	G	Duke
DON HEINRICH	OB	Washington
<b>FROM PHILADELPHIA</b>		
DICK BIELSKI	TE	Maryland
GERRY DELUCCA	T	Mid. Tennessee St.
BILL STRIEGEL	LB	Pacific
<b>FROM PITTSBURGH</b>		
RAY FISHER	T/DT	Eastern Illinois
BOBBY LUNA	RB	Alabama
RAY MATHEWS	WR	Clemson
<b>FROM ST. LOUIS</b>		
BOB CROSS	T	Kilgore J.C.
ED HUSMANN	DT	Nebraska
JACK PATERA	LB	Oregon
<b>FROM SAN FRANCISCO</b>		
FRED DUGAN	WR/P	Dayton
JOHN GONZAGA	DE	no college
JERRY TUBBS	LB	Oklahoma
<b>FROM WASHINGTON</b>		
TOM BRAATZ	LB	Marquette
JOE NICELY	C	West Virginia
DOYLE NIX	RB	Southern Methodist

## 1961

### (Drafted 2nd)

Rd.	Player	Pos.	College	Sel. #
1.	(A) No Choice - Traded along with sixth-round choice to Washington for Eddie LeBaron.			
1.	(B) BOB LILLY	DT	TCU	13
	Choice from Cleveland for first round pick in 1962.			
2.	E.J. HOLUB	LB	Texas Tech	16
	(went to AFL)			
3.	STEW BARBER	G	Penn State	30
	(went to AFL)			
4.	SONNY DAVIS	WR	Baylor	44
5.	No Choice - Traded to San Francisco for Gene Babb.			
6.	No Choice - Traded, along with first-round choice, to Washington for LeBaron.			
7.	ART GIMORE	HB	Oregon State	66
8.	DON TALBERT*	T	Texas	100
9.	GLYNN GREGORY	HB	SMU	114
10.	No Choice - Traded to Green Bay for Fred Cone.			

11.	NORRIS STEVENSON	HB	Missouri	142
12.	LOWMEDES SHINGLER	QB	Clemson	156
13.	DON GOODMAN	HB	Florida	170
14.	BILL SHAW	G	Georgia Tech	184
	(went to AFL)			
15.	JULIUS VARNADO	T	San Francisco State	198
	(went to AFL)			
16.	JERRY STEFFEN	HB	Colorado	212
17.	EVERETT CLOUD	HB	Maryland	226
18.	RANDY WILLIAMS	HB	Indiana	240
19.	LYNN HOYEM*	C	Long Beach State	254
20.	JERRY MORGAN	QB	Iowa State	268

## 1962

### (Drafted 4th)

Rd.	Player	Pos.	College	Sel. #
1.	No Choice - Traded to Cleveland for first round pick in 1961.			
2.	SONNY GIBBS*	QB	TCU	18
3.	(A) No Choice - Traded to Chicago for Don Meredith.			
3.	(B) BOBBY PLUMMER	G	TCU	39
	Choice from Cleveland for Duane Putnam.			
4.	No Choice - Traded to San Francisco for Bill Herchman.			
5.	No Choice - Traded to Los Angeles for Jimmy Harris.			
6.	(A) DONNIE DAVIS	TE	Southern University	74
6.	(B) GEORGE ANDRIE	DE	Marquette	82
	Choice and Allen Green from New York for Fred Dugan.			
7.	No Choice - Traded to Los Angeles for John Houser.			
8.	KEN TUREAUD	RB	Michigan	102
9.	No Choice - Traded to Baltimore for Don Perkins.			
10.	JOHN M. LONGMEYER	G	Southern Illinois	130
11.	LARRY HUDAS	WR	Michigan St.	144
12.	No Choice - Traded to Green Bay for Steve Meilinger.			
13.	ROBERT MOSES	TE	Texas	172
14.	HAROLD HAYS*	G	Southern Mississippi	186
15.	GUY REESE	T	SMU	200
16.	ROBERT JOHNSTON	T	Rice	214
17.	RAY JACOBS	DT	Howard Payne	228
	(went to AFL)			
18.	DAVE CLOUTIER*	RB	Maine	242
	(went to AFL)			
19.	PAUL HOLMES	T	Georgia	256
20.	AMOS BULLOCKS	RB	Southern Illinois	270

## 1963

### (Drafted 6th)

Rd.	Player	Pos.	College	Sel. #
1.	LEE ROY JORDAN	LB	Alabama	6
2.	No Choice - Traded along with ninth-round choice to Chicago for Chuck Howley.			
3.	JIM PRICE	LB	Auburn	34
4.	WHALEY HALL*	G	Mississippi	48
5.	No Choice - Traded to New York for Dick Nolan.			
6.	No Choice - Traded to Green Bay for John Sutor.			
7.	MARY CLOTHIER	G	Kansas	90
8.	No Choice - Traded to Green Bay for Les Folkins.			
9.	No Choice - Traded along with second-round choice to Chicago for Chuck Howley.			
10.	ROD SCHEYER	T	Washington	132
11.	RAY SCHOENKE	C	Southern Methodist	146
12.	BILL PERKINS	FB	Iowa	160
13.	PAUL WICKER*	T	Fresno State	174
14.	LOU CIOCI	LB	Boston College	188
15.	JERRY OVERTON	WR	Utah	202
16.	DENNIS GOLDEN	T	Holy Cross	216
17.	ERNEST PARKS*	G	McMurry	230
	(went to AFL)			
18.	BILL FRANK	T	Colorado	244
19.	JIM STIGER	RB	Washington	258
20.	TOMMY LUCAS	TE	Texas	272

## 1964

### (Drafted 4th)

Rd.	Player	Pos.	College	Sel. #
1.	SCOTT APPLETON	DT	Texas	4
2.	MEL RENFRO	DB	Oregon	17
3.	No Choice - Traded to L.A. Rams for Bob Long and John Meyers.			
4.	PERRY LEE DUNN	DB	Mississippi	45

BOLD Indicates Made Active Roster

5.	No Choice - Traded to Green Bay for Gary Barnes		
6.	(A) <b>BILLY LOTHBRIDGE</b> .. K-OB .. Georgia Tech .....	73	
6.	(B) <b>JIM CURRY</b> .. WR .. Cincinnati .....	82	
	Choice from Cleveland for Andy Cverko		
6.	(C) <b>JIMMY EVANS</b> .. WR .. Texas Western .....	83	
	Choice from Green Bay for Jerry Norton		
7.	<b>BOB HAYES*</b> .. WR .. Florida A&M .....	68	
8.	<b>AL GEVERINK</b> .. RB .. UCLA .....	101	
9.	<b>JAKE KUPP</b> .. G .. Washington .....	116	
10.	<b>ROGER STAUBACH*</b> .. QB .. Navy .....	129	
11.	<b>BOBBY CRENSHAW</b> .. G .. Baylor .....	144	
	(went to AFL)		
12.	<b>JOHNNY NORMAN</b> .. WR .. NW Louisiana .....	157	
13.	<b>JERRY RHOME*</b> .. QB .. Tulsa .....	172	
14.	<b>JIM WORDEN</b> .. LB .. Wittenberg .....	185	
15.	<b>BILL VAN BURKLEO</b> .. WR .. Tulsa .....	200	
16.	<b>PAUL CERCEL</b> .. C .. Pittsburgh .....	213	
17.	<b>HARRY ABELL*</b> .. LB .. Missouri .....	228	
	(went to AFL)		
18.	No Selection .. Player chosen not eligible.		
19.	<b>H.D. MURPHY</b> .. DB .. Oregon .....	256	
20.	<b>JOHN HUGHES</b> .. LB .. Southern Methodist .....	269	

**1965**

(Drafted 6th)

Rd.	Player	Pos.	College	Sel. #
1.	<b>CRAIG MORTON</b> .. QB .. California .....	6		
2.	<b>MALCOLM WALKER</b> .. LB .. Rice .....	19		
3.	No Choice - Traded to Green Bay			
4.	(A) <b>JIM SIDLE</b> .. FB .. Auburn .....	47		
4.	(B) <b>BOB SVIHUS</b> .. T .. USC .....	53		
	(went to AFL) Choice from Detroit for Sonny Gibbs.			
5.	<b>ROGER PETTEE</b> .. LB .. Florida .....	61		
6.	<b>SONNY UTZ</b> .. RB .. VPI .....	75		
7.	<b>BRIG OWENS</b> .. DB .. Cincinnati .....	89		
8.	<b>RUSSELL WAYT</b> .. LB .. Rice .....	103		
9.	<b>JIM ZANIOS</b> .. FB .. Texas Tech .....	117		
10.	<b>GAYLON MCCOLLOUGH</b> .. C .. Alabama .....	131		
11.	<b>JETHRO PUGH</b> .. DT .. Elizabeth City State .....	145		
12.	<b>ERNE KELLERMAN</b> .. QB .. Miami, OH .....	159		
13.	<b>JACK SCHRAUB</b> .. TE .. California .....	173		
14.	<b>GARRY PORTERFIELD</b> .. DE .. Tulsa .....	187		
15.	<b>GENE FORSTER</b> .. RB .. Arizona State .....	201		
	(went to AFL)			
16.	<b>DOUG McDUGAL</b> .. E .. Oregon State .....	215		
17.	<b>MITCH JOHNSON</b> .. T .. UCLA .....	229		
18.	<b>MARTIN AMSLER</b> .. DT .. Evansville .....	243		
19.	<b>MERV RETTENMUND</b> .. HB .. Ball State .....	257		
20.	<b>RON BARLOW*</b> .. T .. Kansas State .....	271		

**1966**

(Drafted 5th)

Rd.	Player	Pos.	College	Sel. #
1.	<b>JOHN NILAND</b> .. G .. Iowa .....	5		
2.	<b>WILLIE TOWNES*</b> .. DE .. Tulsa .....	22		
3.	No Choice - Traded to San Francisco for Leon Donohue.			
4.	No Choice - Traded to Baltimore for Ralph Neely.			
5.	(A) No Choice - Traded to San Francisco for J.D. Smith.			
5.	(B) <b>WALT GARRISON</b> .. RB .. Oklahoma State .....	79		
	Choice from Baltimore through Detroit for Amos Marsh.			
6.	<b>BOB DUNLEVY</b> .. WR .. West Virginia .....	86		
7.	<b>ART ROBINSON</b> .. TE .. Florida A&M .....	100		
8.	<b>DON KUNIT</b> .. RB .. Penn State .....	116		
9.	<b>DARRELL ELAM</b> .. FL .. West Virginia Tech .....	130		
10.	<b>MASON MITCHELL</b> .. RB .. Washington .....	146		
11.	<b>AUSTIN DENNEY*</b> .. TE .. Tennessee .....	160		
12.	(A) <b>LES SHY</b> .. RB .. Long Beach State .....	173		
	Choice from Pittsburgh for Lee Folkins.			
12.	(B) <b>CRAIG BAYNHAM*</b> .. RB .. Georgia Tech .....	176		
13.	<b>RONNIE LAMB</b> .. RB .. South Carolina .....	190		
14.	<b>LEWIS TURNER</b> .. RB .. Norfolk State .....	206		
15.	<b>MARK GARTUNG*</b> .. DT .. Oregon State .....	220		
16.	<b>TOM PIGGEE</b> .. RB .. San Francisco State .....	236		
17.	<b>GEORGE ALLEN</b> .. T .. West Texas State .....	250		
	(went to AFL)			
18.	<b>STEVE ORR</b> .. DT .. Washington .....	266		
18.	<b>BYRON JOHNSON</b> .. T .. Central Wash. St. .....	280		
20.	<b>LOU HUDSON</b> .. FL .. Minnesota .....	296		

BOLD Indicates Made Active Roster \*Drafted As Future

**1967**

(Drafted 23rd)

Rd.	Player	Pos.	College	Sel. #
1.	No Choice - Given along with second- and two fifth-round choices, to Houston for Ralph Neely.			
2.	No Choice - Given along with first- and two fifth-round choices, to Houston for Ralph Neely.			
3.	<b>PHIL CLARK</b> .. DB .. Northwestern .....	76		
4.	<b>CURTIS MARKER</b> .. G .. Northern Michigan .....	103		
5.	(A) No Choice - Choice and Jim Steffen from Washington for Brig Owens, Mitch Johnson, and Jake Kupp; given along with first-, second- and fifth-round choices to Houston for Ralph Neely.			
5.	(B) No Choice - From Cleveland for Joe Bob Isbell; given along with first-, second- and fifth-round choices to Houston for Ralph Neely.			
5.	(C) No Choice - Traded to Green Bay for Henry Gremminger			
6.	<b>SIMS STOKES</b> .. DB .. Northern Arizona .....	157		
7.	<b>RAYFIELD WRIGHT</b> .. DE .. Ft. Valley State .....	182		
8.	<b>STEVE LAUB</b> .. OB .. Illinois Wesleyan .....	208		
9.	<b>BYRON MORGAN</b> .. DB .. Findlay (Ohio) .....	234		
10.	<b>EUGENE BOWENS</b> .. RB .. Tennessee A&I .....	260		
11.	<b>PAT RILEY</b> .. WR .. Kentucky .....	285		
12.	<b>HAROLD DETERS</b> .. K .. North Carolina State .....	312		
13.	<b>AL KERKIAN</b> .. DE .. Akron .....	338		
14.	<b>TOM BOYD</b> .. G .. Tarleton State .....	364		
15.	<b>LEAVIE DAVIS</b> .. DB .. Edward Waters Col. .....	390		
16.	<b>PAUL BROTHERS</b> .. HB .. Oregon State .....	416		
17.	<b>GEORGE ADAMS</b> .. LB .. Morehead State .....	442		

**1968**

(Drafted Alternately 20th, 19th, 21st)

Rd.	Player	Pos.	College	Sel. #
1.	<b>DENNIS HOMAN</b> .. FL .. Alabama .....	20		
2.	<b>DAVID McDANIELS</b> .. WR .. Mississippi Valley .....	45		
3.	(A) No Choice - Traded to Minnesota for Lance Rentzel.			
3.	(B) <b>ED HARMON</b> .. LB .. Louisville .....	71		
	Choice from Chicago for Austin Denney and Mac Percival.			
4.	(A) No Choice - Traded to New Orleans for Larry Stephens.			
4.	(B) <b>JOHN DOUGLAS</b> .. LB .. Missouri .....	97		
	Choice from New York for Jim Colvin.			
5.	<b>BLAINE NYE</b> .. G .. Stanford .....	130		
6.	<b>D.D. LEWIS</b> .. TB .. Mississippi State .....	159		
7.	<b>BOB TAUCHER</b> .. T .. Nebraska .....	185		
8.	<b>FRANK BROWN</b> .. DE .. Albany State .....	211		
9.	<b>KEN KMIEC</b> .. DB .. Illinois .....	241		
10.	<b>BEN OLSON</b> .. FL .. Kansas .....	266		
11.	<b>RON SHOTTS</b> .. RB .. Oklahoma .....	292		
12.	<b>WILSON WHITTY</b> .. LB .. Boston University .....	321		
13.	<b>CARTER LODD</b> .. TE .. Harvard .....	347		
14.	<b>RON WILLIAMS</b> .. DB .. West Virginia .....	373		
15.	<b>TOMMY LUNCEFORD</b> .. P .. Auburn .....	402		
16.	<b>LARRY COLE</b> .. DE .. Hawaii .....	428		
17.	<b>GEORGE NORDGREN</b> .. RB .. Houston .....	454		

**1969**

(Drafted Alternately 24th, 23rd, 22nd)

Rd.	Player	Pos.	College	Sel. #
1.	<b>CALVIN HILL</b> .. RB .. Yale .....	24		
2.	<b>RICHMOND FLOWERS</b> .. WR .. Tennessee .....	49		
3.	(A) <b>Tom STINIC</b> .. LB .. Michigan .....	68		
3.	(B) <b>HALVOR HAGEN</b> .. DE .. Weber State .....	74		
	Choice from San Francisco for Harold Hayes.			
4.	No Choice - Traded to New Orleans for Dave Simmons.			
5.	(A) No Choice - Traded to Baltimore for Andy Stynchula.			
5.	(B) <b>CHUCK KYLE</b> .. LB .. Purdue .....	125		
	Choice from Los Angeles for Coy Bacon.			
6.	<b>RICH SHAW</b> .. FL .. Arizona St. .....	152		
7.	<b>LARRY BALES</b> .. WR .. Emory & Henry .....	180		
8.	<b>ELMER BENHARDT</b> .. LB .. Missouri .....	205		
9.	<b>CLAXTON WELCH</b> .. RB .. Oregon .....	230		
10.	<b>STUART GOTTILIEB</b> .. G .. Weber State .....	258		
11.	<b>CLARENCE WILLIAMS</b> .. DT .. Prairie View A&M .....	283		
12.	<b>BOB BELDEN</b> .. QB .. Notre Dame .....	308		
13.	<b>RENE MATISON</b> .. WR .. New Mexico .....	336		
14.	<b>GERALD LUTRI</b> .. T .. Northern Michigan .....	361		



15. BILL JUSTUS	DB	Tennessee	386
16. FLOYD KERR	DB	Colorado State	414
17. BILL BAILEY	DT	Lewis & Clark	439

## 1970

(Drafted 23rd)

Rd.	Player	Pos.	College	Sel. #
1.	<b>DUANE THOMAS</b>	RB	West Texas	23
2.	<b>(A) BOB ASHER</b>	T	Vanderbilt	27
Choice from Chicago for Craig Baynham and Phil Clark.				
2.	<b>(B) MARGENE ADKINS</b>	WR	Herderson J.C.	49
3.	<b>(A) CHARLIE WATERS</b>	CB	Clemson	66
Choice from Houston through Cleveland for Jerry Rhome.				
3.	<b>(B) STEVE KINER</b>	LB	Tennessee	73
Choice from Cleveland for Jerry Rhome.				
3.	<b>(C) DENTON FOX</b>	S	Texas Tech	75
4.	<b>JOHN FITZGERALD</b>	T	Boston College	101
No Choice - Traded to St. Louis for Bobby Joe Conrad.				
6.	<b>PAT TOOMAY</b>	DE	Vanderbilt	153
7.	<b>DON ABBEY</b>	LB	Penn State	179
8.	<b>JERRY DOSSEY</b>	G	Arkansas	205
9.	<b>ZENON ANDRUSZYSHYN</b>	K	UCLA	231
10.	<b>PETE ATHAS</b>	S	Dade J.C.	257
11.	<b>IVAN SOUTHERLAND</b>	DT	Clemson	283
12.	<b>JOE WILLIAMS</b>	RB	Wyoming	309
13.	<b>MARK WASHINGTON</b>	CB	Morgan State	335
14.	<b>JULIAN MARTIN</b>	WR	N. Carolina Central	361
15.	<b>KEVIN DeLONG</b>	TE	Tennessee	387
16.	<b>SEABERN HILL</b>	CB	Arizona St.	411
17.	<b>GLENN PATTERSON</b>	C	Nebraska	438

## 1971

(Drafted 25th)

Rd.	Player	Pos.	College	Sel. #
1.	<b>TODDY SMITH</b>	DE	Southern Cal.	25
2.	<b>ISAAC THOMAS</b>	CB	Bishop	51
3.	<b>(A) SAM SCARBER</b>	RB	New Mexico	69
Choice from St. Louis for John Wilbur.				
3.	<b>(B) BILL GREGORY</b>	DE	Wisconsin	77
4.	<b>(A) JOE CARTER</b>	TE	Grambling	80
Choice from New Orleans for Willie Townes.				
4.	<b>(B) BUDDY MITCHELL</b>	T	Mississippi	103
5.	<b>RON KADZIEL</b>	LB	Stanford	129
6.	<b>STEVE MAIER</b>	WR	Northern Arizona	155
7.	<b>BILL GRIFFIN</b>	T-G	Catawba	181
8.	<b>RON JESSIE</b>	WR	Kansas	206
9.	<b>HONOR JACKSON</b>	WR	Pacific	233
10.	<b>RODNEY WALLACE</b>	DT	New Mexico	259
11.	<b>ERNEST BONWELL</b>	LB	Lane College	285
12.	<b>STEVE GOEPEL</b>	QB	Colgate	311
13.	<b>JAMES FORD</b>	RB	Texas Southern	337
14.	<b>TYRONE COUHEY</b>	DB	Utah State	363
15.	<b>BOB YOUNG</b>	TE	Delaware	389
16.	<b>JOHN BRENNAN</b>	T	Boston College	415
17.	<b>JOHN BOMER</b>	C	Memphis State	440

## 1972

(Drafted 26th)

Rd.	Player	Pos.	College	Sel. #
1.	<b>BILL THOMAS</b>	RB	Boston College	26
2.	<b>(A) ROBERT NEWHOUSE</b>	RB	Houston	35
Choice from New England for Halvor Hagen and Honor Jackson.				
2.	<b>(B) JOHN BABINECZ</b>	LB	Villanova	39
Choice from New Orleans for Margene Adkins.				
2.	<b>(C) CHARLES McKEE</b>	WR	Arizona	52
1972 (cont.)				
3.	<b>(A) MIKE KELLER</b>	LB	Michigan	64
Choice from New England for Halvor Hagen and Honor Jackson.				
3.	<b>(B) MARV BATEMAN</b>	P-K	Utah	78
4.	<b>(A) TIM KEARNEY</b>	LB	Northern Michigan	83
Choice from New Orleans for Joe Williams.				
4.	<b>(B) ROBERT WEST</b>	WR	San Diego St.	90
Choice from New England for Steve Kiner.				
4.	<b>(C) CHARLES ZAPIEC</b>	LB	Penn State	93
Choice from Detroit for Ron Jessie.				

4. (D) No Choice - Traded to New Orleans for Don Talbert.			
5. No Choice - Traded to San Diego for Tony Liscio.			
6. CHARLES BOLDEN	DB	Iowa	156
7. No Choice - Traded to Chicago for Lee Roy Cauffman.			
8. <b>RALPH COLEMAN</b>	LB	North Carolina A&T	208
9. ROY BELL	RB	Oklahoma	234
10. RICHARD AMMAN	DE	Florida State	260
11. LONNIE LEONARD	T-G	North Carolina A&T	286
12. JIMMY HARRIS	WR	Ohio State	312
13. <b>JEAN FUGETT</b>	TE	Amherst	338
14. ALAN THOMPSON	RB	Wisconsin	363
15. CARLOS ALVAREZ	WR	Florida	390
16. GORDON LONGMIRE	QB	Utah	416
17. ALFONSO CAIN	DT	Bethune-Cookman	442

## 1973

(Drafted Alternately 20th, 22nd, 21st)

Rd.	Player	Pos.	College	Sel. #
1.	<b>BILLY JOE DuPREE</b>	TE	Michigan State	20
2.	<b>(A) GOLDEN RICHARDS</b>	WR	Hawaii	46
Choice from Green Bay for Ron Widby and Ike Thomas.				
2.	<b>(B) No Choice - To Chicago as compensation for signing Jack Concannon.</b>			
3.	<b>(A) HARVEY MARTIN</b>	DT	East Texas State	53
Choice from Houston through New Orleans for Tom Stincio.				
3.	<b>(B) No Choice - Traded to New England for Ron Sellers.</b>			
4.	<b>DRANE SCRIVENER</b>	DB	Tulsa	98
5.	<b>BRUCE WALTON</b>	T	UCLA	126
6.	<b>BOB LEYEN</b>	G	Yale	151
7.	<b>RODRIGO BARNES</b>	LB	Rice	176
8.	<b>DAN WERNER</b>	QB	Michigan State	204
9.	<b>MIKE WHITE</b>	CB	Minnesota	229
10.	<b>CARL JOHNSON</b>	LB	Tennessee	254
11.	<b>GERALD CASWELL</b>	G	Colorado State	282
12.	<b>JIM ARNESON</b>	G	Arizona	307
13.	<b>JOHN SMITH</b>	WR	UCLA	332
14.	<b>BOB THORNTON</b>	G-C	North Carolina	360
15.	<b>WALT BAISRY</b>	LB	Grambling	385
16.	<b>JOHN CONLEY</b>	TE	Hawaii	410
17.	<b>LES STRAYHORN</b>	RB	East Carolina	438

## 1974

(Drafted Alternately 22nd, 21st, 20th, 23rd)

Rd.	Player	Pos.	College	Sel. #
1.	<b>(A) ED JONES</b>	DE	Tennessee State	1
Choice from Houston for Toddy Smith and Billy Parks.				
1.	<b>(B) CHARLES YOUNG</b>	RB	North Carolina State	22
No Choice - Choice and Ron Sellers to Miami for Otto Stowe.				
3.	<b>(A) DANNY WHITE</b>	QB	Arizona State	53
Choice from Houston for Toddy Smith and Billy Parks.				
3.	<b>(B) CALVIN PETERSON</b>	LB	UCLA	92
4.	<b>(A) KEN HUTCHERSON</b>	LB	Livingston State	77
Choice from Oakland for Gloster Richardson.				
4.	<b>(B) ANDY ANDRADE</b>	RB-DB	Northern Michigan	101
5.	<b>JOHN KELSEY</b>	T	Missouri	126
6.	<b>JIM BRIGHT</b>	DB	UCLA	151
7.	<b>RAYMOND NESTER</b>	LB	Michigan State	176
8.	<b>MIKE HOLT</b>	DB	Michigan State	205
9.	<b>BILL DULIN</b>	T	Johnson C. Smith	230
10.	<b>DENNIS MORGAN</b>	DB	Western Illinois	255
11.	<b>HARVEY McGEE</b>	WR	Southern Mississippi	280
12.	<b>KEITH BOBO</b>	QB	Southern Methodist	309
13.	<b>FRED LIMA</b>	K	Colorado	334
14.	<b>DOUG RICHARDS</b>	DB	Brigham Young	359
15.	<b>BRUCE CRAFT</b>	DT	Geneva, Pa.	384
16.	<b>GENE KILLIAN</b>	T	Tennessee	413
17.	<b>LAWRIE SKOLROOD</b>	T	North Dakota	438

## 1975

(Drafted 18th)

Rd.	Player	Pos.	College	Sel. #
1.	<b>(A) RANDY WHITE</b>	DE	Maryland	2
Choice from N.Y. Giants for Craig Morton.				
1.	<b>(B) THOMAS HENDERSON</b>	LB	Langston	18
2.	<b>BURTON LAWLESS</b>	G	Florida	44
3.	<b>BOB BREUNIG</b>	LB	Arizona State	70

**BOLD** Indicates Made Active Roster

4. (A) PAT DONOVAN	DE	Stanford	90
Choice from Houston for Mike Montgomery			
4. (B) RANDY HUGHES	DB	Oklahoma	96
5. (A) KYLE DAVIS	C	Oklahoma	113
Choice from Green Bay for Jack Concannon			
5. (B) No Choice - Traded to Cincinnati for Clint Longley			
6. ROLLY WOOLSEY	DB	Boise State	148
7. MICHAEL HEGMAN	LB	Tennessee State	173
8. MITCH HOOPES	P	Arizona	200
9. ED JONES	DB	Rutgers	226
10. DENNIS BOOKER	RB	Millersville State	252
11. GREG KRPALEK	C	Oregon State	278
12. CHUCK BLAND	DB	Cincinnati	304
13. HERB SCOTT	G	Virginia Union	330
14. SCOTT LAIDLAW	RB	Stanford	356
15. WILLIE HAMILTON	RB	Arizona	382
16. PETE CLARK	TE	Colorado State	407
17. JIM TESTERMAN	TE	Dayton	434

### 1976

(Drafted 27th)

Rd. Player	Pos.	College	Sel. #
1. AARON KYLE	DB	Wyoming	27
2. (A) JIM JENSEN	RB	Iowa	40
Choice from N.Y. Giants for Craig Morton			
2. (B) JIM EIDSON	G	Mississippi St.	55
3. (A) DUKE FERGUSON	WR	San Diego St.	73
Choice from San Francisco for Bob Hayes			
3. (B) JOHN SMITH	RB	Boise State	75
Choice from Denver for OTTO STOWE			
3. (C) BUTCH JOHNSON	WR	UC-Riverside	87
4. TOM RAFFERTY	G	Penn State	119
5. WALLY PESUIT	T	Kentucky	151
6. GREG MCGUIRE	T	Indiana	181
7. (A) GREG SCHAUM	DT	Michigan State	186
Choice from San Diego for Ken Hutcherson			
7. (B) DAVID WILLIAMS	RB	Colorado	208
8. HENRY LAWS	DB	South Carolina	236
9. BEASLEY REECE	DB	North Texas	264
10. LEROY COOK	DE	Alabama	290
11. CORNELIUS GREEN	QB	Ohio	317
12. CHARLES McSHANE	LB	Cal Lutheran	346
13. MARK DRISCOLL	QB	Colorado St.	374
14. LARRY MUSHINSKIE	TE	Nebraska	402
15. DALE CURRY	LB	UCLA	430
16. RICH COSTANZO	T	Nebraska	458
17. STAN WOODFILL	K	Oregon	486

### 1977

(Drafted Alternately 24th, 25th, 26th)

Rd. Player	Pos.	College	Sel. #
1. TONY DORSETT	RB	Pittsburgh	2
Choice from Seattle for Cowboys' first-round choice and three second-round choices			
2. GLENN CARANO	QB	Nevada-Las Vegas	54
Choice from Seattle for Duke Ferguson			
3. (A) TONY HILL	WR	Stanford	62
Choice from Philadelphia for John Niland			
3. (B) VAL BELCHER	G	Houston	81
4. GUY BROWN	LB	Houston	108
5. ANDY FREDERICK	OL	New Mexico	137
6. JIM COOPER	T	Temple	164
7. DAVID STALLS	DT	Northern Colorado	191
8. (A) AL CLEVELAND	DL	Pacific	208
Choice from San Diego for Mitch Hoopes			
8. (B) FRED WILLIAMS	RB	Arizona State	221
9. MARK CANTRELL	C	North Carolina	248
10. STEVE DeBERG	QB	San Jose State	275
11. DON WARDLOW	TE	Washington	305
12. GREG PETERS	OL	California	332

### 1978

(Drafted 28th)

Rd. Player	Pos.	College	Sel. #
1. LARRY BETHEA	DL	Michigan State	28
2. TODD CHRISTENSEN	RB-TE	Brigham Young	56

3. DAVID HUDGENS	OL	Oklahoma	84
4. ALOIS BLACKWELL	RB	Houston	112
5. RICH ROSEN	G	Syracuse	140
6. HAROLD RANDOLPH	LB	East Carolina	168
7. TOM RANDALL	DT	Iowa State	196
8. HOMER BUTLER	WR	UCLA	224
9. RUSS WILLIAMS	DB	Tennessee	252
10. BARRY TOMASETTI	OL	Iowa	280
11. DENNIS THURMAN	S	Southern Cal	308
12. LEE WASHBURN	OL	Montana State	336

### 1979

(Drafted 27th)

Rd. Player	Pos.	College	Sel. #
1. ROBERT SHAW	C	Tennessee	27
2. AARON MITCHELL	CB	Nevada-Las Vegas	55
3. DOUG COSBIE	TE	Santa Clara	76
Swapped choices with Seattle in Bill Gregory trade			
4. RALPH DeLOACH	DE	California	109
5. (A) BOB HUKILL	OL	North Carolina	121
Choice from Chicago for Golden Richards			
5. (B) CURTIS ANDERSON	DE	Central State	128
Choice from Seattle for Efran Herrera			
5. (C) RON SPRINGS	RB	Ohio State	136
6. (A) TIM LAVENDER	CB	Southern Cal	155
Choice from Seattle for Bill Gregory			
6. (B) MIKE SALZANO	OL	North Carolina	160
Choice from Denver for Jim Jensen			
6. (C) CHRIS De FRANCE	WR	Arizona State	164
7. GREG FITZPATRICK	LB	Youngstown	191
8. BRUCE THORNTON	DT	Illinois	219
9. GARRY COBB	LB	Southern Cal	247
10. MIKE CALHOUN	DT	Notre Dame	274
11. No Choice - Traded to Detroit for Skip Butler			
12. QUENTIN LOWRY	LB	Youngstown	329

### 1980

(Drafted Alternately 23rd, 24th, 25th)

Rd. Player	Pos.	College	Sel. #
1. No Choice - Traded along with second-round choice to Baltimore for John Dutton			
2. No Choice - Traded along with first-round choice to Baltimore for John Dutton			
3. (A) BILL ROE	LB	Colorado	78
Choice from Chicago for Golden Richards			
3. (B) JAMES JONES	RB	Mississippi State	81
4. KURT PETERSEN	DL	Missouri	107
5. GARY HOGEBROOM	QB	Central Michigan	135
6. TIMMY NEWSOME	RB	Winston-Salem State	165
7. LESTER BROWN	RB	Clemson	192
8. LARRY SAVAGE	LB	Michigan State	219
9. JACKIE FLOWERS	WR	Florida State	249
10. MATTHEW TEAGUE	DE	Prairie View A&M	276
11. GARY PADJEN	LB	Arizona State	303
12. NORM WELLS	DT	Northwestern	333

### 1981

(Drafted Alternately 25th and 26th)

Rd. Player	Pos.	College	Sel. #
1. HOWARD RICHARDS	WR	Missouri	26
2. DOUG DONLEY	WR	Ohio State	53
3. GLEN TITENSOR	DL	Brigham Young	82
4. (A) SCOTT PELLUER	LB	Washington State	92
Choice from San Francisco for Thomas Henderson			
4. (B) DERRIE NELSON	LB	Nebraska	109
5. DANNY SPRADLIN	LB	Tennessee	138
6. VINCE SKILLINGS	DB	Ohio State	165
7. (A) RON FELLOWS	DB	Missouri	175
Choice from Tampa Bay for Dave Stalls			
7. (B) KEN MILLER	DB	East Michigan	194
8. PAUL PIUROWSKI	LB	Florida State	221
9. MIKE WILSON	WR	Washington State	250
10. PAT GRAHAM	DT	California	277
11. TIM MORRISON	G	Georgia	303
12. NATE LUNDY	WR	Indiana	330

BOLD Indicates Made Active Roster

### 1982

(Drafted 26th)

Rd. Player	Pos.	College	Sel. #
1. ROD HILL	CB	Kentucky State	26
2. JEFF ROHRER	LB	Yale	54
3. JIM ELIOPULOS	LB	Wyoming	82
4. (A) BRIAN CARPENTER	CB	Michigan	102
Choice from Tampa Bay for Dave Stalls.			
4. (B) MONTY HUNTER	S	Salem College	110
5. PHIL POZDERAC	T	Notre Dame	138
6. (A) KEN HAMMOND	G	Vanderbilt	144
Choice from Cleveland for Bruce Huther.			
6. (B) CHARLES DAUM	DL	Cal Poly-SLO	166
7. BILL PURIFOY	DL	Tulsa	194
8. (A) GEORGE PEOPLES	RB	Auburn	217
Choice from Denver thru Buffalo for Wade Manning.			
8. (B) DWIGHT SULLIVAN	RB	N. Carolina State	222
9. JOE GARY	DL	UCLA	250
10. TODD ECKERSON	T	North Carolina State	278
11. (A) GEORGE THOMPSON	WR	Albany State	297
Choice from Tampa Bay for Aaron Mitchell.			
11. (B) MICHAEL WHITING	RB	Florida State	306
12. RICH BURTNES	G	Montana	334

### 1983

(Drafted Alternately 23rd, 24th, 21st, 22nd)

Rd. Player	Pos.	College	Sel. #
1. JIM JEFFCOAT	DE	Arizona State	23
2. MIKE WALTER	LB	Oregon	50
3. BRYAN CALDWELL	DE	Arizona State	77
4. CHRIS FAULKNER	TE	Florida	108
5. CHUCK McSWAIN	RB	Clemson	135
6. REGGIE COLLIER	QB	Southern Mississippi	162
7. CHRIS SCHULTZ	T	Arizona	179

#### 1983 (cont.)

8. LAWRENCE RICKS	RB	Michigan	210
9. AL GROSS	S	Arizona	237
10. ERIC MORAN	T	Washington	264
11. DAN TAYLOR	T	Idaho State	291
12. LORENZO BOUIER	RB	Maine	322

### 1984

(Drafted Alternately 25th and 26th)

Rd. Player	Pos.	College	Sel. #
1. BILLY CANNON	LB	Texas A&M	25
2. (A) VICTOR SCOTT	DB	Colorado	40
Choice from Houston thru Minnesota for Butch Johnson.			
2. (B) No Choice	-	-	-
Traded to Houston for Mike Renfro.			
3. FRED CORNWELL	TE	Southern California	81
4. STEVE DeOSSIE	LB	Boston College	110
5. (A) STEVE PELLUER	QB	Washington	113
Choice from Tampa Bay for Danny Spradlin.			
5. (B) NORM GRANGER	RB	Iowa	137
6. (A) EUGENE LOCKHART	LB	Houston	152
Choice from Chicago for Jay Saldi.			
6. (B) JOE LEVELIS	G	Iowa	166
7. ED MARTIN	LB	Indiana State	193
8. MIKE REVELL	RB	Bethune-Cookman	222
9. (A) JOHN HUNT	OL	Florida	232
Choice from Indianapolis for Raul Allegre.			
9. (B) NEAL MAJUNE	OL	Notre Dame	249
10. BRIAN SALONEN	TE	Montana	278
11. DOWE AUGHTMAN	DL	Auburn	304
12. CARL LEWIS	WR	Houston	334

### U.S.F.L. SUPPLEMENTAL DRAFT

(Drafted Alternately 25th and 26th)

Rd. Player	Pos.	College	Sel. #
1. TODD FOWLER	FB	Stephen F. Austin	25
From Houston Gamblers.			
2. MALCOLM MOORE	WR	Southern California	54
From Los Angeles Express.			
3. JEFF SPEK	TE	San Diego State	81
From New Jersey Generals.			

BOLD Indicates Made Active Roster

### 1985

(Drafted Alternately 17th, 16th, 20th, 19th, 18th)

Rd. Player	Pos.	College	Sel. #
1. KEVIN BROOKS	DE	Michigan	17
2. JESSE PENN	LB	Virginia Tech.	44
3. CRAWFORD KER	G	Florida	76
4. ROBERT LAVETTE	RB	Georgia Tech	103
5. (A) HERSCHEL WALKER	RB	Georgia	114
Choice from Houston for Butch Johnson.			
5. (B) MATT DARWIN	C/G	Texas A&M	119
Choice from Cleveland thru Buffalo for Rod Hill.			
6. (A) KURT PLOEGER	DT	Gustavus Adolphus	144
Choice from Indianapolis for Steve Wright.			
6. (B) MATT MORAN	C/G	Stanford	157
7. (A) KARL POWE	WR	Alabama State	178
Choice from San Diego thru Kansas City for Lawrence Ricks.			
7. (B) JIM HERRMANN	DE	Brigham Young	184
8. LEON GONZALEZ	WR	Bethune-Cookman	216
9. SCOTT STRASBURGER	LB	Nebraska	243
10. JOE JONES	TE	Virginia Tech.	270
11. NEAL DELLOCONO	LB	UCLA	297
12. KARL JORDAN	LB	Vanderbilt	324

### 1986

(Drafted Alternately 21st, 20th, 19th, 18th)

Rd. Player	Pos.	College	Sel. #
1. (A) MIKE SHERRARD	WR	UCLA	18
Choice from San Francisco for Cowboys first and fifth-round choices.			
1. (B) No Choice	-	-	-
Traded to San Francisco along with fifth-round choice for San Francisco's first-round choice.			
2. DARRYL CLACK	RB	Arizona State	33
Traded to from Indianapolis for Gary Hogeboom.			
3. MARK WALEN	DT	UCLA	74
4. MAX ZENDEJAS	K	Arizona	100
5. No Choice	-	-	-
Traded to San Francisco along with first-round choice for San Francisco's first-round choice.			
6. (A) THORNTON CHANDLER	TE	Alabama	140
Choice from Buffalo for Rod Hill.			
6. (B) STAN GELBAUGH	QB	Maryland	150
Choice from Detroit for Angelo King.			
6. (C) LLOYD YANCEY	G	Temple	158
7. JOHNNY HOLLOWAY	DB	Kansas	185
8. TOPPER CLEMONS	RB	Wake Forest	212
9. JOHN IONATA	G	Florida State	242
10. BRYAN CHESTER	G	Texas	269
11. GARTH JAX	LB	Florida State	296
12. (A) CHRIS DULIBAN	LB	Texas	307
Choice from Buffalo for Rod Hill.			
12. (B) TONY FLACK	DB	Georgia	322

### 1987

(Drafted Alternately 12th and 11th)

Rd. Player	Pos.	College	Sel. #
1. DANNY NOONAN	DT	Nebraska	12
2. RON FRANCIS	CB	Baylor	39
3. JEFF ZIMMERMAN	OL	Florida	68
4. KELVIN MARTIN	WR	Boston College	95
5. EVERETT GAY	WR	Texas	124
6. JOE ONOSAI	OL	Hawaii	151
7. KEVIN SWEENEY	QB	Fresno State	180
8. KEVIN GOGAN	T	Washington	206
9. ALVIN BLOUNT	RB	Maryland	235
10. DALE JONES	LB	Tennessee	262
11. JEFF WARD	K	Texas	291
12. SCOTT ARMSTRONG	LB	Florida	318

### 1988

(Drafted Alternately 11th, 14th, 13th, 12th)

Rd. Player	Pos.	College	Sel. #
1. MICHAEL IRVIN	WR	Miami, Fla.	11
2. KEN NORTON JR.	LB	UCLA	41
3. MARK HUTSON	G	Oklahoma	67
4. DAVE WIDELL	T	Boston College	94
5. No Choice	-	-	-
Traded to Seattle for Ron Essink.			

6. SCOTT SECULES	QB	Virginia	151
7. OWEN HOOVEN	T	Oregon State	178
8. MARK HIGGS	RB	Kentucky	205
9. BRIAN BEDFORD	WR	California	232
10. BILLY OWENS	DB	Pittsburgh	263
11. CHAD HENNINGS	DE	Air Force	290
12. BEN HUMMEL	LB	UCLA	317

**1989**

(Drafted 1st)

Rd. Player	Pos.	College	Sel. #
1. TROY AIKMAN	QB	UCLA	1
2. (A) No Choice - Traded along with sixth-round choice to L.A. Raiders for their second, third and fifth-round choices.			
2. (B) DARYL JOHNSTON	FB	Syracuse	39
Choice from L.A. Raiders along with third and fifth-round choices for Cowboys' second and sixth-round choices.			
3. (A) MARK STEPANSKI	OL	Pittsburgh	57
3. (B) RHONDY WESTON	DE	Florida	68
Choice from L.A. Raiders along with second and fifth-round choices for Cowboys' second and sixth-round choices.			
4. TONY TOLBERT	DE	Texas-El Paso	85
5. (A) KEITH JENNINGS	TE	Clemson	113
5. (B) WILLIS CROCKETT	LB	Georgia Tech.	119
Choice from L.A. Raiders along with second and third-round choices for Cowboys' second and sixth-round choices.			
5. (C) JEFF ROTH	DT	Florida	125
Choice from Denver for Tony Dorsett.			
6. No Choice - Traded to L.A. Raiders along with second-round choice for Raiders' second, third and fifth-round choices.			
7. KEVIN PETERSON	LB	Northwestern	168
8. CHARVEZ FOGER	RB	Nevada-Reno	196
9. TIM JACKSON	DB	Nebraska	224
10. ROD CARTER	LB	Miami, Fla.	252
11. RANDY SHANNON	LB	Miami, Fla.	280
12. SCOTT ANKROM	WR	Texas Christian	308

**1990**

(Drafted 1st)

Rd. Player	Pos.	College	Sel. #
1. (A) No Choice - Used to select Steve Walsh in the 1989 supplemental draft.			
1. (B) EMMITT SMITH	RB	Florida	17
Choice from Pittsburgh for first-round choice obtained from Minnesota and third-round choice obtained from San Francisco.			
2. ALEXANDER WRIGHT	WR	Auburn	26
3. (A) No Choice - Traded to Minnesota in Herschel Walker deal.			
3. (B) JIMMIE JONES	DT	Miami	64
Choice from New England along with sixth and eighth-round choices for third-round choice obtained from Denver, fifth-round choice obtained from Miami and Cowboys' seventh-round choice.			
4. No Choice - Traded to Denver along with Kevin Brooks for third-round choice.			
5. (A) No Choice - Traded to Washington for Dean Hamel.			
5. (B) STAN SMAGALA	CB	Notre Dame	123
Choice from L.A. Raiders for sixth-round choice obtained from Minnesota, eighth-round choice obtained from New England, ninth-round choice obtained from Seattle, 10th-round choice obtained from Indianapolis and 11th-round choice obtained from San Francisco.			
6. No Choice - Traded to San Diego along with sixth-round choice obtained from New England and sixth-round choice obtained from N.Y. Giants for San Diego's third-round choice in 1991.			
7. No Choice - Traded to New England along with third-round choice obtained from Denver and fifth-round choice obtained from Miami for New England's third, sixth and eighth-round choices.			
8. No Choice - Traded to Detroit for Paul Palmer.			
9. KENNETH GANT	CB	Albany State	221
10. No Choice - Traded to Minnesota in Herschel Walker deal.			
11. DAVE HARPER	LB	Humboldt State	277
12. No Choice - Used to select Mike Lowman in the 1989 supplemental draft.			

**1991**

(Drafted Alternately 13th and 14th)

Rd. Player	Pos.	College	Sel. #
1. (A) RUSSELL MARYLAND	DT		1
Choice from New England for first-round choice obtained from Minnesota, second-round choice, Ron Francis, David Howard and Eugene Lockhart.			
1. (B) ALVIN HARPER	WR	Tennessee	12
2. (A) DIXON EDWARDS	LB	Michigan State	37
Choice from Detroit for first-round choice obtained from Washington.			
2. (B) No Choice - To New England along with first-round choice obtained from Minnesota, Ron Francis, David Howard and Eugene Lockhart for New England's first-round choice.			
3. (A) GODFREY MYLES	LB	Florida	62
Choice obtained from San Diego for 1990 draft choices.			
3. (B) JAMES RICHARDS	G	California	64
Choice obtained from Detroit for first-round choice obtained from Washington.			
3. (C) No Choice - Traded to Minnesota in Herschel Walker deal.			
3. (D) ERIC WILLIAMS	T	Central St. (OH)	70
Choice obtained from New Orleans in Steve Walsh trade.			
4. (A) CURVIN RICHARDS	RB	Pittsburgh	97
4. (B) BILL MUSGRAVE	QB	Oregon	106
Choice obtained from Kansas City in Steve Pelluer trade.			
4. (C) TONY HILL	DE	Tenn.-Chattanooga	108
Choice obtained from Detroit for first-round choice obtained from Washington.			
4. (D) KEVIN HARRIS	DE	Texas Southern	110
Choice obtained from New England for first-round pick obtained from Minnesota.			
5. (A) No Choice - Traded to L.A. Raiders for John Gesek.			
5. (B) DARRICK BROWNLOW	LB	Illinois	132
Choice from Washington for first-round choice obtained from New England.			
6. MIKE SULLIVAN	OL	Miami	153
7. (A) LEON LETT	DE	Emporia (KS) St.	173
Choice from Denver for Dave Widell.			
7. (B) No Choice - Traded to L.A. Raiders for Dale Hellestrae.			
8. No Choice - Traded to Phoenix for Rob Awalt.			
9. DAMON MAYS	WR	Missouri	235
10. SEAN LOVE	G	Penn State	264
11. TONY BOLES	RB	Michigan	291
12. LARRY BROWN	CB	Tex. Christian	320

**1992**

(Drafted Alternately 24th, 23rd, 22nd, 21st)

Rd. Player	Pos.	College	Sel. #
1. (A) KEVIN SMITH	CB	Texas A&M	17
Choice from Atlanta along with fifth-round choice for first and fourth-round choices obtained from New England.			
1. (B) ROBERT JONES	LB	East Carolina	24
1. (A) JIMMY SMITH	WR	Jackson State	36
Choice from Cleveland along with fifth-round choice for second-round choice obtained from New Orleans, eighth-round choice obtained from Denver and the Cowboys' third, sixth and twelfth-round choices.			
2. (B) DARREN WOODSONS		Arizona State	37
Choice from New England along with first and fourth-round choices for first and third-round choices obtained from Minnesota.			
2. (C) No Choice - Traded to Atlanta along with eighth-round choice for Tony Casillas.			
3. (A) CLAYTON HOLMES	CB	Carson-Newman	58
Choice from Washington along with second-round choice for second and third-round choices obtained from Kansas City.			
3. (B) No Choice - Traded to Cleveland along with second-round choice obtained from New Orleans, eighth-round choice obtained from Denver and the Cowboys' sixth and twelfth-round choices for second and fifth-round choices.			
3. (C) JAMES BROWN	T	Virginia State	82
Choice from Detroit along with fourth and ninth-round choices for second-round choice obtained from Washington.			
4. (A) No Choice - Traded to L.A. Raiders for Steve Beuerlein.			
4. (B) TOM MYSLINSKI	G	Tennessee	109
Choice from Detroit along with third and ninth-round choices for second-round choice obtained from Washington.			
5. (A) GREG BRIGGS	S	Texas Southern	120
Choice from Atlanta along with first-round choice for first and fourth-round choices obtained from New England.			

BOLD Indicates Made Active Roster

- 5. (B) **ROD MILSTEAD**.....G.....Delaware State..... 121  
Choice from Cleveland along with second-round choice for second-round choice obtained from New Orleans, eighth-round choice obtained from Denver and the Cowboys' third, sixth, and twelfth-round choices.
- 5. (C) No Choice - Traded to Houston along with second-round choice in 1991 obtained from Minnesota for Alonzo Highsmith.
- 6. (A) **FALLON WACASEY**.....TE.....Tulsa..... 149  
Choice from New England for Jesse Solomon.
- 6. (B) No Choice - Traded to Cleveland along with second-round choice obtained from New Orleans, eighth-round choice obtained from Denver and the Cowboys' third and twelfth-round choices for second and fifth-round choices.
- 7. No Choice - Traded to L.A. Raiders for Garry Lewis.
- 8. No Choice - Traded to Atlanta along with second-round choice for Tony Casillas.
- 9. (A) **NATE KIRTMAN**.....S.....Pomona-Pitzer..... 248
- 9. (B) **CHRIS HALL**.....S.....East Carolina..... 250  
Choice from Detroit along with third and fourth-round choices for second-round choice obtained from Washington.
- 10. **JOHN TERRY**.....G.....Livingstone College..... 275
- 11. **TIM DANIEL**.....WR.....Florida A&M..... 302
- 12. (A) **DONALD HARRIS**.....S.....Texas Tech..... 317  
Choice from New England for Rich Gicewicz.
- 12. (B) No Choice - Traded to Cleveland along with second-round choice obtained from New Orleans, the Cowboys' third and sixth-round choices and the eighth-round choice obtained from Denver for second and fifth-round choices.

**1993**

(Drafted 28th)

Rd.	Player	Pos.	College	Sel. #
1.	No Choice - Traded to Green Bay along with fourth-round choice for two seconds, a fourth and an eighth-round choice.			
2.	(A) <b>KEVIN WILLIAMS</b> .....WR.....Miami, Fla..... 46 Choice from Green Bay along with second, fourth and eighth-round choices for first and fourth-round choices.			
1993 (cont.)				
2.	(B) <b>DARRIN SMITH</b> .....LB.....Miami, Fla..... 54 Choice from Green Bay along with second, fourth and eighth-round choices for first and fourth-round choices.			
2.	(C) No Choice - Traded to San Francisco along with third-round choice in 1994 for Charles Haley.			
3.	<b>MIKE MIDDLETON</b> .....S.....Indiana..... 84			
4.	(A) <b>DERRICK LASSIC</b> .....RB.....Alabama..... 94 Choice from Green Bay along with two second-round choices and an eighth-round choice for first and fourth-round choices.			
4.	(B) <b>RON STONE</b> .....T.....Boston College..... 96 Choice from L.A. Raiders for Alexander Wright.			
4.	(C) No Choice - Traded to Green Bay along with first-round choice for two second, a fourth and eighth round choices.			
5.	No Choice - Traded to Pittsburgh for Thomas Everett.			
6.	<b>BARRY MINTER</b> .....LB.....Tulsa..... 168			
7.	<b>BROCK MARION</b> .....S.....Nevada-Reno..... 196			
8.	(A) <b>DAVE THOMAS</b> .....CB.....Tennessee..... 203 Choice from Tampa Bay for Gary Lewis and an eighth-round choice.			
8.	(B) <b>REGGIE GIVENS</b> .....S.....Penn State..... 213 Choice from Green Bay along with two second-round choices and a fourth-round choice for first and fourth-round choices.			
8.	(C) No Choice - Traded to Tampa Bay along with Gary Lewis for an eighth-round choice.			

**1994**

(Drafted 28th)

Rd.	Player	Pos.	College	Sel. #
1.	(A) <b>SHANTE CARVER</b> .....DE.....Arizona State..... 23 Choice from San Francisco along with seventh-round choice for Cowboys' first and second-round choices.			
1.	(B) No Choice - Traded to San Francisco along with second-round choice for first and seventh-round choice.			
2.	(A) <b>LARRY ALLEN</b> .....OL.....Sonoma State..... 46 Compensatory choice			
2.	(B) No Choice - Traded to San Francisco along with first-round choice for first and seventh-round choice.			
3.	(A) No Choice - Traded to San Francisco along with second-round choice in 1993 for Charles Haley.			

**BOLD** Indicates Made Active Roster

- 3. (B) **GEORGE HEGAMIN**.....T.....North Carolina State..... 102  
Compensatory choice
- 4. (A) **WILLIE JACKSON**.....WR.....Florida..... 109  
Choice from Tampa Bay in Thomas Everett trade.
- 4. (B) **DEWAYNE DOTSON**.....LB.....Mississippi..... 131
- 5. No Choice - Traded to L.A. Raiders along with seventh-round choice obtained from San Francisco for Elvis Patterson and L.A. Raiders seventh-round choice.
- 6. (A) No Choice - Traded to L.A. Rams for Jim Price.
- 6. (B) **DARREN STUDDILL**.....DB.....West Virginia..... 191  
Choice from L.A. Rams for fourth-round choice in 1995.
- 7. (A) **TODDRICK MCINTOSH**.....DL.....Florida State..... 216  
Choice from L.A. Raiders along with Elvis Patterson for Cowboys' fifth-round choice and seventh-round choice obtained from San Francisco.
- 7. (B) No Choice - Traded to New England for Hugh Millen.

**1995**

(Drafted Alternately 28th and 27th)

Rd.	Player	Pos.	College	Sel. #
1.	(A) No Choice - Traded to Tampa Bay for two second-round choices.			
2.	(A) <b>SHERMAN WILLIAMS</b> .....RB.....Alabama..... 46 Choice from Atlanta along with fourth-round choice for a second-round choice obtained from Tampa Bay.			
2.	(B) <b>KENDELL WATKINS</b> .....TE.....Mississippi State..... 59			
2.	(C) <b>SHANE HANNAH</b> .....G.....Michigan State..... 63 Choice from Tampa Bay along with second-round choice for first-round choice.			
3.	<b>CHARLIE WILLIAMS</b> .....S.....Bowling Green..... 92			
4.	(A) <b>ERIC BJORNSSON</b> .....TE.....Washington..... 110 Choice from Atlanta along with second-round choice for a second-round choice obtained from Tampa Bay.			
4.	(B) No Choice - Traded to St. Louis for 1994 sixth-round choice.			
4.	(C) <b>ALUNDIS BRICE</b> .....CB.....Mississippi..... 129 Compensatory choice			
4.	(D) <b>LINC HARDEN</b> .....LB.....Oklahoma State..... 130 Compensatory choice			
5.	(A) No Choice - Used to select John Davis in the 1994 supplemental draft.			
5.	(B) <b>EDWARD HERVEY</b> .....WR.....Southern Cal..... 166 Compensatory choice			
5.	(C) <b>DANA HOWARD</b> .....LB.....Illinois..... 168 Compensatory choice			
6.	No Choice - Traded to Chicago along with Vinson Smith and Barry Minter for Kelly Blackwell, Markus Paul and John Roper.			
7.	<b>OSCAR STURGIS</b> .....DE.....North Carolina..... 236			

**1996**

(Drafted 30th)

Rd.	Player	Pos.	College	Sel. #
1.	No Choice - Traded to Washington for a second and third-round choices.			
2.	(A) <b>KAVIKA PITTMAN</b> .....DE.....McNeese State..... 37 Choice from Washington along with third-round choice for first-round choice.			
2.	(B) <b>RANDALL GODFREY</b> .....LB.....Georgia..... 49 Choice from Miami for second-round choice and fourth-round choice obtained from N.Y. Giants as compensation for signing Ron Stone.			
2.	(C) No Choice - Traded to Miami along with fourth-round choice obtained from N.Y. Giants as compensation for signing of Ron Stone for second-round choice.			
3.	(A) <b>CLAY SHIVER</b> .....C.....Florida State..... 67 Choice from Washington along with second-round choice for first-round choice.			
3.	(B) No Choice - Used to select Darren Benson in the 1995 supplemental draft.			
3.	(C) <b>STEPFRET WILLIAMS</b> .....WR.....N.E. Louisiana..... 94 Compensatory choice			
3.	(D) <b>MIKE ULUFALE</b> .....DL.....Brigham Young..... 95 Compensatory choice			
4.	No Choice - Traded to Atlanta along with fifth-round choice for Roger Harper.			
5.	(A) <b>KENNETH McDANIEL</b> .....G.....Norfolk State..... 157 Choice from Baltimore for fourth-round choice in 1997.			
5.	(B) No Choice - Traded to Atlanta along with fourth-round choice for Roger Harper.			

5. (C) ALAN CAMPOS	LB	Louisville	167
		Compensatory choice	
6. (A) No Choice		Traded to Chicago for Jim Schwantz.	
6. (B) WENDELL DAVIS	CB	Oklahoma	207
		Compensatory choice	
7. RYAN WOOD	FB	Arizona State	243

### 1997

(Drafted Alternately 25th, 24th, 23rd, 22nd)

Rd.	Player	Pos.	College	Sel. #
1. (A)	DAVID LaFLEUR	TE	Louisiana State	22
			Choice from Philadelphia for first-round choice, fifth-round choice and third-round choice in 1998.	
1. (B)	No Choice		Traded to Philadelphia along with first-round choice and third-round choice in 1998 for fifth-round choice.	
2.	No Choice		Traded to Detroit for third and fourth-round choices.	
3. (A)	DEXTER COAKLEY	LB	Appalachian State	65
			Choice from Detroit along with fourth-round choice for second-round choice.	
3. (B)	STEVE SCIFRES	G/T	Wyoming	83
3. (C)	KENNY WHEATON	CB	Oregon	94
			Compensatory Choice	
4. (A)	ANTONIO ANDERSON	DT	Syracuse	101
			Choice from Detroit along with third-round choice for second-round choice.	
4. (B)	No Choice		Traded to Baltimore for 1996 fifth-round choice.	
4. (C)	MACEY BROOKS	WR	James Madison	127
			Compensatory Choice	
4. (D)	NICKY SUALUA	FB	Ohio State	129
			Compensatory Choice	
5.	No Choice		Traded to Philadelphia along with first-round choice and third-round choice in 1998 for first-round choice.	
6.	LEE VAUGHN	CB	Wyoming	187
7.	OMAR STOUTMIRE	S	Fresno State	224

### 1998

(Drafted Alternately 8th, 7th, 9th)

Rd.	Player	Pos.	College	Sel. #
1.	GREG ELLIS	DE	North Carolina	8
2.	FLOZELL ADAMS	T	Michigan State	38
3.	No Choice		Traded to Philadelphia along with first-round choice and fifth-round choice in 1997 for first-round choice in 1997.	
4.	MICHAEL MYERS	DL	Alabama	100
5. (A)	DARREN HAMBRICK	LB	South Carolina	130
5. (B)	OLIVER ROSS	OL	Iowa State	138
			Choice from Seattle for sixth and seventh-round choices in 1998.	
6. (A)	No Choice		Traded to Seattle along with seventh-round choice for fifth-round choice.	
6. (B)	IZELL REESE	S	Alabama-Birmingham	188
			Compensatory Choice	
7. (A)	No Choice		Traded to Seattle along with sixth-round choice for fifth-round choice.	
7. (B)	TARIK SMITH	FB	California	223
			Compensatory Choice.	
7. (C)	ANTONIO FLEMING	G	Georgia	227
			Compensatory Choice	
7. (D)	ROD MONROE	TE	Cincinnati	237
			Compensatory Choice	

### 1999

(Drafted Alternately 22nd, 23rd, 24th)

Rd.	Player	Pos.	College	Sel. #
1. (A)	EBENEZER EKUBAN	DE	North Carolina	20
1. (B)	No Choice		Traded to Seattle along with fifth round choice obtained from Carolina as compensation for the signing of Patrick Jeffers for first round choice.	
2.	SOLOMON PAGE	T	West Virginia	55
3.	DAT NGUYEN	LB	Texas A&M	85
4. (A)	WANE MCGARITY	WR	Texas	118
4. (B)	PEPPI ZELLNER	DE	Fort Valley State	132
			Compensatory Choice	

5.	No Choice		Traded to Denver for past considerations.	
6.	MARTAY JENKINS	WR	Nebraska-Omaha	193
7. (A)	MIKE LUCKY	TE	Arizona	229
7. (B)	KELVIN GARMON	OL	Baylor	243
			Compensatory Choice	

### 2000

(Drafted Alternately 19th, 18th, 17th, 16th, 15th, 14th, 13th)

1.	No Choice		Traded to Seattle along with first-round choice in 2001 for Joey Galloway.	
2.	DWAYNE GOODRICH	CB	Tennessee	49
3.	No Choice		Traded to Seattle for James McKnight.	
4.	KAREEM LARRIMORE	CB	West Texas A&M	109
5.	MICHAEL WILEY	RB	Ohio State	144
6.	MARIO EDWARDS	CB	Florida State	180
7.	ORANTES GRANT	LB	Georgia	219

### 2001

(Drafted Alternately 7th, 6th, 8th)

Rd.	Player	Pos.	College	Sel. #
1.	No Choice		Traded to Seattle along with first-round choice in 2000 for Joey Galloway.	
2. (A)	No Choice		Traded to Indianapolis for second-round and third-round draft choices.	
2. (B)	QUINCY CARTER	QB	Georgia	53
			Choice from New Orleans for third-round draft choice and third-round draft choice obtained from Indianapolis.	
2. (C)	TONY DIXON	S	Alabama	56
			Choice from Miami along with fourth-round draft choice for second-round draft choice obtained from Indianapolis.	
3. (A)	No Choice		Traded to New Orleans along with third-round draft choice obtained from Indianapolis for second-round draft choice.	
3. (B)	WILLIE BLADE	DT	Mississippi St.	93
			Compensatory Choice	
4. (A)	No Choice		Traded to Atlanta along with seventh-round choice in 2002 for O.J. Santiago.	
4. (B)	MARKUS STEELE	LB	Southern California	122
			Choice from Miami along with second-round choice for second-round choice.	
5.	MATT LEHR	G	Virginia Tech	137
6.	DALEROY STEWART	DT	Southern Mississippi	171
7. (A)	COLSTON WEATHERINGTON	DE	Central Missouri St.	207
7. (B)	JOHN NIX	DT	Southern Mississippi	240
			Compensatory Choice	
7. (C)	CHAR-RON DORSEY T	T	Florida State	242
			Compensatory Choice	

### 2002

(Drafted Alternately 6th, 5th, 7th)

Rd.	Player	Pos.	College	Sel. #
1. (A)	No Choice		Traded to Kansas City for first and third round choices in 2002 and sixth round choice in 2003.	
1. (B)	ROY WILLIAMS	S	Oklahoma	8
			Choice from Kansas City along with third round choice in 2002 and sixth round choice in 2003 for first round choice.	
2. (A)	ANDRE GURODE	G	Colorado	37
2. (B)	ANTONIO BRYANT	WR	Pittsburgh	63
			Choice from Chicago along with fourth round choice for third, fourth and fifth round choices.	
3.	No Choice		Traded to Chicago along with fourth and fifth round choices for second and fourth round choices.	
3.	DEREK ROSS	CB	Ohio State	75
			Choice from Kansas City along with first round choice in 2002 and sixth round choice in 2003 for first round choice.	
4. (A)	No Choice		Traded to Chicago along with third and fifth round choices for second and fourth round choices.	
4. (B)	JAMAR MARTIN	FB	Ohio State	129
			Choice from Chicago along with second round choice for third, fourth and fifth round choices.	
5. (A)	No Choice		Traded to Chicago along with third and fourth round choices for second and fourth round choices.	

BOLD Indicates Made Active Roster

5. (B) **PETE HUNTER** CB Virginia Union 168  
Choice from New England for seventh round choice in 2002 obtained from Miami and fifth round choice in 2003.
6. (A) **TYSON WALTER** T Ohio State 179
6. (B) **DeVEREN JOHNSON** WR Sacred Heart 206  
Compensatory Choice
6. (C) **BOB SLOWIKOWSKI** TE Virginia Tech 211  
Compensatory Choice
7. No Choice - Traded to Atlanta along with fourth round choice in 2001 for O.J. Santiago.

6. (B) **JUSTIN BERIAULT** S Ball State 208  
Compensatory Choice
6. (C) **ROB PETITTI** T Pittsburgh 209  
Compensatory Choice
7. **JAY RATLIFF** DT Auburn 224

### 2003

(Drafted alternately 5th and 6th)

Rd. Player	Pos.	College	Sel. #
1. <b>TERENCE NEWMAN</b>	CB	Kansas State	5
2. <b>AL JOHNSON</b>	C	Wisconsin	38
3. <b>JASON WITTEN</b>	TE	Tennessee	69
4. <b>BRADIE JAMES</b>	LB	Louisiana State	103
5. No Choice - Traded to New England along with seventh-round choice in 2002 obtained from Miami for fifth-round choice in 2002.			
6. (A) <b>B.J. TUCKER</b>	CB	Wisconsin	178
6. (B) <b>ZURIEL SMITH</b>	WR	Hampton	186
		Choice from Kansas City along with first- and third-round choices in 2002 for first-round choice in 2002.	
7. <b>JUSTIN BATES</b>	G	Colorado	219

### 2004

(Drafted alternately 22nd, 21st, 20th, 25th, 24th, 23rd)

Rd. Player	Pos.	College	Sel. #
1. No Choice - Traded to Buffalo for second and fifth round choices in 2004 and first round choice in 2005.			
2. (A) <b>JULIUS JONES</b>	RB	Notre Dame	43
		Choice from Buffalo along with fifth round choice and first round choice in 2005 for first round choice.	
2. (B) <b>JACOB ROGERS</b>	T	Southern Cal	52
3. <b>STEPHEN PETERMAN</b>	G	Louisiana State	83
4. <b>BRUCE THORNTON</b>	CB	Georgia	121

2004 (cont.)

5. (A) <b>SEAN RYAN</b>	TE	Boston College	144
		Choice from Buffalo along with second round choice and first round choice in 2005 for first round choice.	
5. (B) No Choice - Traded to New Orleans for sixth and seventh round choices.			
6. No Choice - Traded to Green Bay for Terry Glenn			
7. (A) <b>NATHAN JONES</b>	CB	Rutgers	205
		Choice from Oakland along with another seventh round choice for sixth round choice.	
7. (B) <b>PATRICK CRAYTON</b>	WR	NW Oklahoma	216
		Choice from Tampa Bay along with Darian Barnes for seventh round choice	
7. (C) <b>JACQUES REEVES</b>	CB	Purdue	223
		Choice from Oakland along with another seventh round choice for a sixth round choice.	
		Pick was originally traded by Dallas to Oakland for Kenyon Coleman.	

### 2005

(Drafted alternately 11th, 10th, 9th, 8th, 12th)

Rd. Player	Pos.	College	Sel. #
1. (A) <b>DEMARCUS WARE</b>	DE	Troy	11
1. (B) <b>MARCUS SPEARS</b>	DE	Louisiana State	20
		Choice from Buffalo along with second and fifth round choices in 2004 for first round choice in 2004.	
2. <b>KEVIN BURNETT</b>	LB	Tennessee	42
3. No Choice - Traded to Houston for Drew Hanson			
4. (A) <b>MARION BARBER III</b>	RB	Minnesota	109
4. (B) <b>CHRIS CANTY</b>	DE	Virginia	132
		Choice from Philadelphia along with sixth round choice in 2006 or fifth round choice in 2005 and fourth round choice in 2006.	
5. No Choice - Traded to Philadelphia along with fourth round choice in 2006 for fourth round choice in 2005 and sixth round choice in 2006.			
6. (A) No Choice - Traded to Oakland along with seventh round choice in 2004 for Kenyon Coleman.			

**BOLD** Indicates Made Active Roster

### 2006

(Drafted alternately 18th, 17th, 16th, 19th)

Rd. Player	Pos.	College	Sel. #
1. <b>BOBBY CARPENTER</b>	LB	Ohio State	18
2. (A) No Choice - Traded to N.Y. Jets for second, sixth and seventh round choices.			
2. (B) <b>ANTHONY FASANO</b>	TE	Notre Dame	53
		Choice from N.Y. Jets along with sixth and seventh round choices for second round choice.	
3. (A) No Choice - Traded to Jacksonville for third and fourth round choices.			
3. (B) <b>JASON HATCHER</b>	DE	Grambling	92
		Choice from Jacksonville along with fourth round choice for third round choice.	
4. (A) No Choice - Traded to Philadelphia along with fifth round choice in 2005 for fourth round choice in 2005 and sixth round choice in 2006.			
4. (B) <b>SKYLER GREEN</b>	WR	Louisiana State	125
		Choice from Jacksonville along with third round choice for third round choice.	
5. (A) <b>PAT WATKINS</b>	S	Florida State	138
		Choice from N.Y. Jets for fifth and sixth round choices.	
5. (B) No Choice - Traded to N.Y. Jets along with sixth round choice for fifth round choice.			
6. (A) <b>MONTAVIOUS STANLEY</b>	DT	Louisville	182
		Choice from Philadelphia along with fourth round choice in 2005 for fifth round choice in 2005 and fourth round choice in 2006.	
6. (B) No Choice - Traded to Kansas City for Scott Fujita.			
7. (A) <b>PAT McQUISTAN</b>	T	Weber State	211
		Choice from N.Y. Jets along with second and sixth round choices for second round choice.	
7. (B) E.J. WHITLEY	G	Texas Tech	224

### 2007

(Drafted alternately 22nd, 21st, 24th, 23rd)

Rd. Player	Pos.	College	Sel. #
1. (A) No Choice - Traded to Cleveland for second round choice and first round choice in 2008.			
1. (B) <b>ANTHONY SPENCER</b>	DE	Purdue	26
		Choice from Philadelphia for second round choice from Cleveland and third and fifth round choices.	
2. No Choice - Traded to Cleveland along with sixth round choice for third, fourth and sixth round choices.			
3. (A) <b>JAMES MARTEN</b>	T	Boston College	67
		Choice from Cleveland along with fourth and sixth round choices for second and sixth round choices.	
3. (B) No Choice - Traded to Philadelphia along with second round choice from Cleveland and fifth for first round choice.			
4. (A) <b>ISAIAH STANBACK</b>	WR	Washington	103
		Choice from Cleveland along with third and sixth round choices for second and sixth round choices.	
4. (B) <b>DOUG FREE</b>	T	Northern Illinois	122
5. No Choice - Traded to Philadelphia along with second round choice from Cleveland and third for first round choice.			
6. (A) <b>NICK FOLK</b>	K	Arizona	178
		Choice from Cleveland along with third and fourth round choices for second and sixth round choices.	
6. (B) <b>DEON ANDERSON</b>	FB	Connecticut	195
		Choice reacquired from Cleveland for sixth round choice from N.Y. Jets in Pete Hunter trade and seventh round choice.	
7. (A) <b>COURTENY BROWN</b>	CB	Cal Poly	212
		Choice from N.Y. Jets for Sean Ryan.	
7. (B) No Choice - Traded to Cleveland along with sixth round choice for sixth round choice.			
7. (C) <b>ALAN BALL</b>	CB	Illinois	237
		Choice from New Orleans for Scott Shanle.	

## 2008

(Drafted alternately 28th, 30th, 29th)

Rd.	Player	Pos.	College	Sel. #
1.	(A) FELIX JONES	RB	Arkansas	22
	Choice from Cleveland along with second round choice in 2007 for first round choice in 2007.			
1.	(B) MIKE JENKINS	CB	South Florida	25
	Choice from Seattle for first, fifth and seventh round choices.			
2.	MARTELLUS BENNETT	TE	Texas A&M	61
	No Choice - Traded to Detroit for fourth round choice and fourth round choice in 2009.			
4.	(A) No Choice	- Traded to Oakland for fourth and seventh round choices. Pick was originally traded by Miami to Dallas for Akin Ayodele and Anthony Fasano.		
4.	(B) No Choice	- Traded to Cleveland for fourth and fifth round choices. Pick was originally obtained from Oakland.		
4.	(C) No Choice	- Traded to Cleveland for third round choice in 2009. Pick was originally obtained from Detroit.		
4.	(D) TASHARD CHOICE	RB	Georgia Tech	122
	Choice from Cleveland along with fifth round choice for fourth round choice.			
4.	(E) No Choice	- Traded to Tennessee for Adam Jones.		
5.	(A) ORLANDO SCANDRICK	CB	Boise State	143
	Choice from Jacksonville for fifth and seventh round choices.			
6.	(A) ERIK WALDEN	LB	Middle Tennessee St.	167
	Choice from Miami along with sixth round choice in 2009 for Jason Ferguson and sixth round choice.			
6.	(B) No Choice	- Traded to Miami for Jason Ferguson for sixth choice and sixth round choice in 2009.		
7.	(A) No Choice	- Traded to Jacksonville along with fifth round choice for fifth round choice.		
7.	(B) No Choice	- Traded to Seattle along with first and fifth round choice for first round choice.		

The Cowboys drafted running back **Felix Jones** with the 22nd pick and then made a trade to land South Florida's cornerback **Mike Jenkins** with the 25th overall selection.





# Cowboys and Free Agency

**1989**

**PLAN B**

**PLAYERS SIGNED (5):**

C Eric Coyle  
(from Washington)  
DB Ray Horton  
(from Cincinnati)  
TE Anthony Jones  
(from San Diego)  
LB Eric Naposki  
(from New England)  
RB Kevin Scott  
(from San Diego)

**PLAYERS LOST (6):**

C Bob Brozki  
(by Atlanta)  
TE Doug Cosbie  
(by Denver)  
RB Mark Higgs  
(by Philadelphia)  
LB Garth Jax  
(by Phoenix)  
WR Mike Sherrard  
(by San Francisco)  
QB Kevin Sweeney  
(by San Francisco)

**1990**

**PLAN B**

**PLAYERS SIGNED (16):**

FB Tommie Agee  
(from Kansas City)  
T Louis Cheek  
(from Miami)  
LB Terrence Cooks  
(from New England)  
DB Antonio Gibson  
(from New Orleans)  
WR Rod Harris  
(from New Orleans)  
OL Greg Johnson  
(from Miami)  
LB Walter Johnson  
(from New Orleans)  
RB Keith Jones  
(from Cleveland)  
WR Dennis McKinnon  
(from Chicago)  
TE Jay Novacek  
(from Phoenix)  
DE Lybrant Robinson  
(from Washington)  
G Tony Slaton  
(from L.A. Rams)  
LB Vinson Smith  
(from Pittsburgh)  
DE Anthony Spears  
(from Houston)  
S James Washington  
(from L.A. Rams)  
WR Mike Williams  
(from Detroit)

**PLAYERS LOST (4):**

WR Cornell Burbage  
(by Minnesota)  
WR Bernard Ford  
(by Houston)  
RB Paul Palmer  
(by Cincinnati)  
C Bob White  
(by New England)

**1991**

**PLAN B**

**PLAYERS SIGNED (4):**

DB Odie Harris  
(from Tampa Bay)  
TE Craig Hudson  
(from Green Bay)  
TE Alfredo Roberts  
(from Kansas City)  
OL Alan Veingard  
(from Green Bay)

**PLAYERS LOST (2):**

G Crawford Ker  
(by Denver)  
FB Robert Perryman  
(by Denver)

**1992**

**PLAN B**

**PLAYERS SIGNED (4):**

LB Bernard Clark  
(from Cincinnati)  
G/C Frank Cornish  
(from San Diego)  
K Brad Daluiso  
(from Buffalo)  
CB Brian Mitchell  
(from Atlanta)

**PLAYERS LOST (6):**

TE Rob Awalt  
(by Denver)  
LB Darrick Brownlow  
(by Buffalo)  
LB Jack Del Rio  
(by Minnesota)  
CB Manny Hendrix  
(by San Francisco)  
S Stan Smagala  
(by Pittsburgh)  
K Ken Willis  
(by Tampa Bay)

**1993**

**PLAYERS SIGNED (0):**

**PLAYERS LOST (2):**

QB Steve Beuerlein  
(by Phoenix)  
WR Kelvin Martin  
(by Seattle)

**1994**

**PLAYERS SIGNED (2):**

G Derek Kennard  
(from New Orleans)  
QB Rodney Peete  
(from Detroit)

**PLAYERS LOST (8):**

DT Tony Casillas  
(by Kansas City)  
G/C Frank Cornish  
(by Minnesota)  
G John Gesek  
(by Washington)  
G/T Kevin Gogan  
(by L.A. Raiders)  
DT Jimmie Jones  
(by L.A. Rams)

QB Bernie Kosar  
(by Miami)  
K Eddie Murray  
(by Philadelphia)  
LB Ken Norton  
(by San Francisco)

**1995**

**PLAYERS SIGNED (3):**

C Ray Donaldson  
(from Seattle)  
RB David Lang  
(from St. Louis)  
CB Deion Sanders  
(from San Francisco)

**PLAYERS LOST (11):**

LB Darrick Brownlow  
(by Washington)  
G/C Frank Cornish  
(by Jacksonville)  
TE Scott Galbraith  
(by Washington)  
S Kenneth Gant  
(by Tampa Bay)  
WR Alvin Harper  
(by Tampa Bay)  
DE Jim Jeffcoat  
(by Buffalo)  
QB Rodney Peete  
(by Philadelphia)  
C Mark Stepnoski  
(by Houston)  
RB Blair Thomas  
(by Atlanta)  
LB Matt Vanderbeek  
(by Washington)  
S James Washington  
(by Washington)

**1996**

**PLAYERS SIGNED (2):**

LB Fred Strickland  
(from Green Bay)  
CB Robert Bailey  
(by Miami)

**PLAYERS LOST (5):**

CB Larry Brown  
(by Oakland)  
LB Dixon Edwards  
(by Minnesota)  
LB Robert Jones  
(by St. Louis)  
DT Russell Maryland  
(by Oakland)  
G/T Ron Stone\*  
(by N.Y. Giants)

**1997**

**PLAYERS SIGNED (0):**

**PLAYERS LOST (6):**

K Chris Boniol\*  
(by Philadelphia)  
P John Jett  
(by Detroit)  
LB Godfrey Myles  
(by Denver)  
LB Jim Schwantz\*  
(by San Francisco)  
LB Darrin Smith  
(by Philadelphia)  
S George Teague  
(by Miami)

**1998**

**PLAYERS SIGNED (1):**

G Everett McIver  
(from Miami)

**PLAYERS LOST (3):**

G/C John Flannery  
(by St. Louis)  
G/T George Hegamin  
(by Philadelphia)  
S Brock Marion  
(by Miami)

**1999**

**PLAYERS SIGNED (2):**

WR Raghib Ismail  
(from Carolina)  
C Mark Stepnoski  
(from Tennessee)

**PLAYERS LOST (3):**

WR Patrick Jeffers\*  
(by Carolina)  
C Clay Shiver  
(by Denver)  
DT Artie Smith  
(by Kansas City)

**2000**

**PLAYERS SIGNED (4):**

LB Joe Bowden  
(from Tennessee)  
TE Jackie Harris  
(from Tennessee)  
QB Paul Justin  
(from St. Louis)  
CB Ryan McNeil  
(from Cleveland)

**PLAYERS LOST (8):**

TE Eric Bjornson  
(by New England)  
RB Robert Chancy\*  
(by San Diego)  
QB Jason Garrett  
(by N.Y. Giants)  
LB Randall Godfrey  
(by Tennessee)  
P Toby Gowin\*  
(by New Orleans)  
LB Lemanski Hall  
(by Minnesota)  
G/C Tom Myslinski  
(by Pittsburgh)  
DE Kavika Pittman  
(by Denver)

**2001**

**PLAYERS SIGNED (0):**

**PLAYERS LOST (3):**

QB Randall Cunningham  
(by Baltimore)  
DT Leon Lett  
(by Denver)  
WR James McKnight  
(by Miami)

\*Restricted Free Agent

**2002****PLAYERS SIGNED (4):**

DT La'Roi Glover  
(from New Orleans)  
LB Kevin Hardy  
(from Jacksonville)  
TE Jeff Robinson  
(from St. Louis)  
CB Bryant Westbrook  
(Detroit)

**PLAYERS LOST (1):**

S Izell Reese  
(by Denver)

**2003****PLAYERS SIGNED (6):**

FB Richie Anderson  
(from N.Y. Jets)  
TE Dan Campbell  
(from N.Y. Giants)  
P Toby Gowin  
(from New Orleans)  
CB Donald Mitchell  
(from Tennessee)  
LB Al Singleton  
(from Tampa Bay)

T Ryan Young  
(from Houston)

**PLAYERS LOST (3):**

LB Kevin Hardy  
(by Cincinnati)  
DT Brandon Noble  
(by Washington)  
DE Peppi Zellner  
(by Washington)

**2004****PLAYERS SIGNED (0):****PLAYERS LOST (2):**

CB Mario Edwards  
(by Tampa Bay)  
DE Ebenezer Ekuban  
(by Cleveland)

**2005****PLAYERS SIGNED (4):**

DT Jason Ferguson  
(from N.Y. Jets)  
CB Anthony Henry  
(from Cleveland)  
G Marco Rivera  
(from Green Bay)

RB Anthony Thomas  
(from Chicago)

**PLAYERS LOST (0):****2006****PLAYERS SIGNED (6):**

LB Akin Ayodele  
(from Jacksonville)  
LB Rocky Boiman  
(from Tennessee)  
T Jason Fabini  
(from N.Y. Jets)  
TE Ryan Hannam  
(from Seattle)  
G Kyle Kosier  
(from Detroit)  
K Mike Vanderjagt  
(from Indianapolis)

**PLAYERS LOST (3):**

TE Dan Campbell  
(by Detroit)  
LB Scott Fujita  
(by New Orleans)  
T Torrin Tucker\*  
(by Tampa Bay)

**2007****PLAYERS SIGNED (2):**

T Leonard Davis  
(from Arizona)  
S Ken Hamlin  
(from Seattle)

**PLAYERS LOST (3):**

DE Kenyon Coleman  
(by N.Y. Jets)  
LB Ryan Fowler  
(by Tennessee)  
C Al Johnson  
(by Arizona)

**2008****PLAYERS SIGNED (0):****PLAYERS LOST (4):**

S Keith Davis  
(by Miami)  
RB Julius Jones  
(by Seattle)  
CB Nathan Jones  
(by Miami)  
CB Jacques Reeves  
(by Houston)

\*Restricted Free Agent



Defensive tackle **La'Roi Glover** (left) signed with the Cowboys as a free agent in 2002. He played five seasons in Dallas making five straight Pro Bowls. The Cowboys signed cornerback **Anthony Henry** (below) to a five-year contract in 2005. Henry had a team-high six interceptions for the Cowboys last season.



2007  
SEASON



## 2007 Regular Season Statistics

**RECORD: 13-3**  
**FIRST PLACE, NFC EAST**  
**HEAD COACH: WADE PHILLIPS**

Date	W/L	Score	Opponent	Att.
9/9	W	45-35	N.Y. GIANTS	63,031
9/16	W	37-20	at Miami	71,615
9/23	W	34-10	at Chicago	62,099
9/30	W	35-7	ST. LOUIS	62,866
10/8	W	25-24	at Buffalo	71,575
10/14	L	27-48	NEW ENGLAND	63,984
10/21	W	24-14	MINNESOTA	63,432
10/28			BYE	
11/4	W	38-17	at Philadelphia	67,688
11/11	W	31-20	at N.Y. Giants	78,964
11/18	W	28-23	WASHINGTON	63,706
11/22	W	34-3	N.Y. JETS	63,315
11/29	W	37-27	GREEN BAY	64,167
12/9	W	28-27	at Detroit	62,759
12/16	L	6-10	PHILADELPHIA	63,777
12/22	W	20-13	at Carolina	73,860
12/30	L	6-27	at Washington	90,910
<b>2007 NFC DIVISIONAL PLAYOFF GAME</b>				
1/13/08	L	17-21	N.Y. GIANTS	63,660

RUSHING	ATT	YDS	AVG	LG	TD
Barber	204	975	4.8	54	10
Jones, J.	164	588	3.6	25	2
Romo	31	129	4.2	17	2
Thompson	14	54	3.9	23	0
Owens	1	5	5.0	5	0
Johnson	5	-5	-1.0	-1	0
<b>COWBOYS</b>	<b>419</b>	<b>1,746</b>	<b>4.2</b>	<b>54</b>	<b>14</b>
Opp. Totals	381	1,513	4.0	62t	12

RECEIVING	NO	YDS	AVG	LG	TD
Witten	96	1,145	11.9	53	7
Owens	81	1,355	16.7	52t	15
Crayton	50	697	13.9	59t	7
Barber	44	282	6.4	29	2
Jones, J.	23	203	8.8	24	0
Hurd	19	314	16.5	51t	1
Fasano	14	143	10.2	26t	1
Anderson	6	55	9.2	17	0
Austin	5	76	15.2	35	0
Curtis	3	18	6.0	15t	3
Hoyle	1	2	2.0	2	0
<b>COWBOYS</b>	<b>342</b>	<b>4,290</b>	<b>12.5</b>	<b>59t</b>	<b>36</b>
Opp. Totals	342	3,728	10.9	69t	19

KICKOFF RETURNS	NO	YDS	AVG	LG	TD
Austin	24	612	25.5	60	0
Thompson	20	471	23.6	72	0
Jones, N.	6	122	20.3	27	0
Stanback	3	78	26.0	35	0
Curtis	3	27	9.0	16	0
Crayton	3	26	8.7	13	0
McQuistan	1	12	12.0	12	0
	1	10	10.0	10	0
<b>COWBOYS</b>	<b>61</b>	<b>1,358</b>	<b>22.3</b>	<b>72</b>	<b>0</b>
Opp. Totals	86	1,979	23.0	103t	1

FIELD GOALS	11-19	20-29	30-39	40-49	50+
Folk	0-0	10-12	7-7	7-7	2-5
<b>COWBOYS</b>	<b>0-0</b>	<b>10-12</b>	<b>7-7</b>	<b>7-7</b>	<b>2-5</b>
Opponents	1-1	8-9	5-6	10-12	1-3

Folk: (1); (26,28,47); (30,238,44); (1); (47,29,37,53); (38,23); (50M,45); (22); (44); (51M); (46,27); (26,51,25); (50M); (33,23); (42,23); (28M,37,30)  
 Opponents: (44,48,24); (37,45); (20); (28M); (24,54M); (45,22); (488); (36); (40,26); (49M,45,39,44); (40); (47,52); (19,36,35M); (47ML,21); (37,25); (46,21)

TEAM STATISTICS	DALLAS	OPP
FIRST DOWNS	322	304
Rushing	83	86
Passing	217	195
Penalty	22	23
Third Down-Made/Att.	84/199	85/216
Third Down Efficiency	42.2	39.4
Fourth Down-Made/Att.	10/14	10/18
TOTAL NET YARDS	5,851	4,922
Avg. Per Game	365.7	307.6
Total Plays	975	1,008
Avg. Per Play	6.0	4.9
NET YARDS RUSHING	1,746	1,513
Avg. Per Game	109.1	94.6
Total Rushes	419	381
Avg. Per Rush	4.2	4.0
NET YARDS PASSING	4,105	3,409
Avg. Per Game	256.6	213.1
Sacked/Yards Lost	25/185	46/319
Gross Yards	4,290	3,728
Attempts/Completions	531/342	581/342
Pct. of Completions	64.4	58.9
Had Intercepted	19	19
PUNTS/AVERAGE	63/47.1	73/45.0
Net Punting Average	38.5	39.1
PUNT RET./AVG.	26/8.7	35/11.6
KICKOFF RET./AVG.	61/22.3	86/23.0
INT./AVG. RET.	19/17.4	19/10.1
PENALTIES/YARDS	104/815	85/785
FUMBLES/BALL LOST	21/5	26/10
TOUCHDOWNS	54	36
Rushing	14	12
Passing	36	19
Returns	4	5
EXTRA POINTS/ATTEMPTS	53/53	34/34
TWO POINT CONV./ATTS.	0/1	0/2
FIELD GOALS/ATTEMPTS	26/31	25/31
AVG. TIME OF POSS.	30:34	29:27

INTERCEPTIONS	NO	YDS	AVG	LG	TD
Henry	6	81	13.5	28t	1
Hamlin	5	93	18.6	35	0
Newman	4	129	32.3	70	1
Penalty	2	10	5.0	10	0
Reeves	1	18	18.0	18	0
Watkins	1	0	0.0	0	0
<b>COWBOYS</b>	<b>19</b>	<b>331</b>	<b>17.4</b>	<b>70</b>	<b>2</b>
Opp. Totals	19	191	10.1	38	2

PUNTING	NO	YDS	AVG	TBIN20	LG	BL	NET
McBriar	63	2,970	47.1	7	17	64	0 38.5
<b>COWBOYS</b>	<b>63</b>	<b>2,970</b>	<b>47.1</b>	<b>7</b>	<b>17</b>	<b>64</b>	<b>0 38.5</b>
Opp. Totals	73	3,284	45.0	10	27	86	0 39.1

SCORING	TDR	TDP	TDR1	2Pt	FG	PAT	\$	TP
Folk	0	0	0	0	26/31	53/53	0	131
Owens	0	15	0	0	0/0	0/0	0	90
Barber	10	2	0	0	0/0	0/0	0	72
Witten	0	7	0	0	0/0	0/0	0	42
Crayton	0	7	0	0	0/0	0/0	0	42
Curtis	0	3	0	0	0/0	0/0	0	18
Jones J.	2	0	0	0	0/0	0/0	0	12
Romo	2	0	0	0	0/0	0/0	0	12
Fasano	0	1	0	0	0/0	0/0	0	6
Hatcher	0	0	1b	0	0/0	0/0	0	6
Henry	0	0	1a	0	0/0	0/0	0	6
Hurd	0	1	0	0	0/0	0/0	0	6
Newman	0	0	1d	0	0/0	0/0	0	6
Watkins	0	0	1c	0	0/0	0/0	0	6
<b>COWBOYS</b>	<b>14</b>	<b>36</b>	<b>4</b>	<b>0</b>	<b>26/31</b>	<b>53/53</b>	<b>0</b>	<b>455</b>
Opp. Totals	12	19	5*	0	25/31	34/34	0	325

2-Pt. Conversions	Team	Opponents
a- 28-yd interception return at Chicago (9/23)		
b- 29-yd fumble return vs. New England (10/14)		
c- 68-yd blocked field goal return vs. Minnesota (10/21)		
d- 50-yd interception return vs. New York Jets (11/22)		
* D. Hall 85-yd punt return vs. St. Louis (9/30)		
G. Wilson 25-yd interception return at Buffalo (10/8)		
C. Kelsay 0-yd interception return at Buffalo (10/8)		
T. McGee 103-yd kickoff return at Buffalo (10/8)		
C. Griffin 28-yd fumble return vs. Buffalo (10/21)		

USUAL STARTERS	
WR Terrell Owens	RE Chris Canty
LT Flozell Adams	NT Jay Ratliff (14)
LG Kyle Kosier	LE Marcus Spears
RG Andre Gurode	SLB Greg Ellis (10)
RC Leonard Davis	Anthony Spencer (6)
RT Marc Colombo	MLB Bradie James
TE Jason Witten	JLB Akin Ayodide (14)
WR Patrick Crayton	WLB DeMarcus Ware
QB Tony Romo	LCB Jacques Reeves (13)
RB Julius Jones	Terence Newman (3)
FB Oliver Hoyle	RCB Anthony Henry (8)
K Nick Folk	Terence Newman (8)
	SS Roy Williams (13)
	FS Ken Hamlin
	P Mat McBriar

Pro Bowlers in Bold

PASSING	ATT	COMP	YDS	PCT	AVG	TD	PCT	PCT	LG	SKS/YDS	RATING	
Romo	520	335	4,211	64.4	8.1	36	6.9	19	3.7	59t	24/176	97.4
Johnson	11	7	79	63.3	7.2	0	0.0	0	0.0	35	1/9	85.0
<b>COWBOYS</b>	<b>531</b>	<b>342</b>	<b>4,290</b>	<b>64.4</b>	<b>8.1</b>	<b>36</b>	<b>6.8</b>	<b>19</b>	<b>3.6</b>	<b>59t</b>	<b>25/185</b>	<b>97.1</b>
Opp. Totals	581	342	3,728	58.9	6.4	19	3.3	19	3.3	69t	46/319	75.1

### 2007 Defensive Statistics

	Tackles			Sacks	Tkl/ Loss	QB Pres.	Int	Pass Def.	Fumbles For.-Rec.
	Solo	Asst.	Total						
1. James, Bradie	80	50	130	3.0(-16)	3(-9)	3			0-3
2. Williams, Roy	82	33	115			2		5	0-1
3. Hamlin, Ken	61	41	102		1(-3)		5	14	
4. Ayodele, Akin	51	44	95		2(-4)	1		2	
5. Ware, DeMarcus	50	30	80	14.0(-110)	8(-15)	27		4	4-0
6. Reeves, Jacques	58	9	67		1(-2)		1	14	1-0
7. Newman, Terence	51	11	62		1(-4)	1	4	15	1-0
8. Burnett, Kevin	40	12	52		1(-3)	1		2	
9. Henry, Anthony	41	8	49				6	15	
10. Canty, Chris	31	15	46	3.5(-25)	4(-8)	5		2	0-1
11. Hatcher, Jason	22	13	35	2.0(-19)	3(-4)	9			1-1
12. Ellis, Greg	21	12	33	12.5(-80)	1(-1)	13		2	3-0
13. Watkins, Patrick	18	12	30		1(-3)		1	3	
14. Spears, Marcus	19	9	28	2.0(-9)	6(-7)	2		2	3-0
15. Ratliff, Jay	15	13	28	3.0(-17)	4(-10)	15		4	0-2
16. Spencer, Anthony	14	14	28	3.0(-24)	3(-10)	7			1-0
17. Bowen, Stephen	14	9	23			9			
18. Jones, Nathan	14	3	17	1.0(-2)		5			2-0
19. Johnson, Tank	8	2	10	2.0(-10)	1(-2)	1		1	0-1
20. Davis, Keith	5	2	7					1	
21. Ayodele, Remi	5	0	5						1-0
22. Rogers, Justin	3	0	3						
23. Oglesby, Evan	2	0	2						
24. Brown, Courtney	1	1	2						
Carpenter, Bobby	1	1	2						
26. Ball, Alan	1	0	1						
27. Owens, Terrell								1	

### 2007 Special Teams Statistics

	Solo	Tackles		Total	Fumbles		Block Kick
		Asst.	-		Recovered (Yds)		
1. Watkins, Patrick	14	11	-	25			
2. Carpenter, Bobby	16	5	-	21			
3. Burnett, Kevin	16	2	-	18	1-0		
4. Davis, Keith	13	5	-	18			
5. Rogers, Justin	11	5	-	16			
6. Hurd, Sam	8	7	-	15	1-0		
7. Spencer, Anthony	8	3	-	11	1-0		
8. Austin, Miles	6	4	-	10			
9. Anderson, Deon	4	6	-	10			
10. Jones, Nathan	5	4	-	9			
11. Reeves, Jacques	3	3	-	6			
12. Brown, Courtney	4	0	-	4	0-1		
13. Williams, Roy	2	2	-	4			
14. Ayodele, Akin	3	0	-	3			
Ladouceur, L.P.	3	0	-	3			
16. Oglesby, Evan	2	1	-	3			
17. Curtis, Tony	2	0	-	2			
18. Ball, Alan	1	0	-	1			
Fasano, Anthony	1	0	-	1			
Folk, Nick	1	0	-	1			
21. Bowen, Stephen	0	1	-	1			
Hoyte, Oliver	0	1	-	1			
23. Canty, Chris							1

## 2007 Post Season Statistics

**RECORD: 0-1**

DIVISIONAL PLAYOFF				
Date	W/L	Score	Opponent	All.
1/13/08	L	17-21	N.Y. GIANTS	63.660

TEAM STATISTICS	DALLAS	OPP
FIRST DOWNS	23	16
Rushing	8	5
Passing	12	9
Penalty	3	2
Third Down-Made/Att.	10/16	4/9
Third Down Efficiency	62.5	44.0
Fourth Down-Made/Att.	0/1	0/0
TOTAL NET YARDS	336	230
Avg. Per Game	336.0	230.0
Total Plays	71	44
Avg. Per Play	4.7	5.2
NET YARDS RUSHING	154	90
Avg. Per Game	154.0	90.0
Total Rushes	33	23
Avg. Per Rush	4.7	3.9
NET YARDS PASSING	182	140
Avg. Per Game	182.0	140.0
Sacked/Yards Lost	2/19	3/23
Gross Yards	201	163
Attempts/Completions	36/18	18/12
Pct. of Completions	50.0	66.7
Had Intercepted	1	0
PUNTS/AVERAGE	4/47.3	5/42.8
Net Punting Average	41.0	37.2
PUNT RET./AVG.	2/4.0	1/25.0
KICKOFF RET./AVG.	4/22.0	4/26.5
INT./AVG. RET.	0/0.0	1/0.0
PENALTIES/YARDS	11/84	3/25
FUMBLES/BALL LOST	1/0	0/0
TOUCHDOWNS	2	3
Rushing	1	1
Passing	1	2
Returns	0	0
EXTRA POINTS/ATTEMPTS	2/2	3/3
TWO POINT CONV./ATTS	0/0	0/0
FIELD GOALS/ATTEMPTS	1/1	0/0
AVG. TIME OF POSS.	36:30	23:30

SCORE BY						
QUARTERS	1	2	3	4	OT	T
COWBOYS	0	14	3	0	-	17
Opponents	7	7	0	7	-	21

RUSHING	ATT	YDS	AVG	LG	TD
Barber	27	129	4.8	36	1
Romo	3	17	5.7	11	0
Jones, J.	3	8	2.7	4	0
COWBOYS	33	154	4.7	36	1
Opp. Totals	23	90	3.9	11	1

RECEIVING	NO	YDS	AVG	LG	TD
Witten	7	81	11.6	20	0
Owens	4	49	12.3	20	1
Crayton	3	27	9.0	16	0
Glenn	2	30	15.0	19	0
Barber	1	9	9.0	9	0
Fasano	1	5	5.0	5	0
COWBOYS	18	201	11.2	20	1
Opp. Totals	12	163	13.6	52t	2

PASSING	ATT	COMP	YDS	PCT	AVG	PCT		PCT		LG	SKS/YDS	RATING
						ATT	TD	INT	INT			
Romo	36	18	201	50.0	5.6	1	2.8	1	2.8	20	2/19	64.7
COWBOYS	36	18	201	50.0	5.6	1	2.8	1	2.8	20	2/19	64.7
Opp. Totals	18	12	163	66.7	9.1	2	11.1	0	0.0	52t	3/23	132.4

**INTERCEPTIONS**

	NO	YDS	AVG	LG	TD
COWBOYS	0	0	0.0	0	0
Opp. Totals	1	0	0.0	0	0

PUNTING	NO	YDS	AVG	TB IN20	LG	BL	NET
McBriar	4	189	47.3	0	3	58	0 41.0
COWBOYS	4	189	47.3	0	3	58	0 41.0
Opp. Totals	5	214	42.8	1	2	46	0 37.2

PUNT RETURNS	NO	FC	YDS	AVG	LG	TD
Crayton	2	0	8	4.0	8	0
COWBOYS	2	0	8	4.0	8	0
Opp. Totals	1	2	25	25.0	25	0

KICKOFF RETURNS	NO	YDS	AVG	LG	TD
Austin	3	67	22.3	29	0
Jones, N.	1	21	21.0	21	0
COWBOYS	4	88	22.0	29	0
Opp. Totals	4	106	26.5	45	0

FIELD GOALS	11-19	20-29	30-39	40-49	50+
Folk	0-0	0-0	1-1	0-0	0-0
COWBOYS	0-0	0-0	1-1	0-0	0-0
Opponents	0-0	0-0	0-0	0-0	0-0

Folk: (34).  
Opponents: ().

SCORING	TDR	TDP	TDR1	ZPI	FG	PAT	S	TP
Barber	1	0	0	0	0/0	0/0	0	6
Owens	0	1	0	0	0/0	0/0	0	6
Folk	0	0	0	0	1/1	2/2	0	5
COWBOYS	1	1	0	0	1/1	2/2	0	17
Opp. Totals	1	2	0	0	0/0	3/3	0	21

2-Pt. Conversions: Team 0-0, Opponents 0-0

**DEFENSIVE STATS**

	Tackles			Total
	Solo	Asst.		
Henry, Anthony	5	2	-	7
Ayodele, Akin	3	3	-	6
James, Bradie	3	3	-	6
Hamlin, Ken	2	4	-	6
Reeves, Jacques	5	0	-	5
Williams, Roy	1	4	-	5
Ware, DeMarcus	3	1	-	4
Ellis, Greg	3	0	-	3
Canty, Chris	2	1	-	3
Hatcher, Jason	1	1	-	2
Ratliff, Jay	1	1	-	2
Spears, Marcus	0	2	-	2
Johnson, Tank	1	0	-	1
Spencer, Anthony	1	0	-	1
Burnett, Kevin	0	1	-	1

**Sacks (Loss)**

Canty, Chris	1.0(-10)
Ware, DeMarcus	1.0(-9)
Johnson, Tank	1.0(-4)

# 2007 Preseason Statistics

**RECORD: 2-2**

Date	W/L	Score	Opponent	Att.
8/9	W	23-10	INDIANAPOLIS	60,175
8/18	W	31-20	DENVER	61,034
8/25	L	16-28	at Houston	70,512
8/30	L	14-23	at Minnesota	62,938

TEAM STATISTICS		DALLAS	OPP
FIRST DOWNS		70	70
Rushing		25	18
Passing		39	38
Penalty		6	4
Third Down-Made/Att.		27/54	15/48
Third Down Efficiency		50.0	31.3
Fourth Down-Made/Att.		2/4	5/8
TOTAL NET YARDS		1,195	1,063
Avg. Per Game		298.8	265.8
Total Plays		244	227
Avg. Per Play		4.9	4.7
NET YARDS RUSHING		409	325
Avg. Per Game		102.3	81.3
Total Rushes		117	96
Avg. Per Rush		3.5	3.4
NET YARDS PASSING		786	738
Avg. Per Game		196.5	184.5
Sacked/Yards Lost		9/60	4/19
Gross Yards		846	757
Attempts/Completions		118/86	127/73
Pct. of Completions		72.9	57.5
Had Intercepted		4	4
PUNTS/AVERAGE		15/46.8	17/41.8
Net Punting Average		34.6	34.5
PUNT RET./AVG.		8/15.5	8/20.4
KICKOFF RET./AVG.		14/21.0	17/23.7
INT./AVG. RET.		4/12.5	4/2.8
PENALTIES/YARDS		25/204	23/172
FUMBLES/BALL LOST		9/5	2/1
TOUCHDOWNS		10	9
Rushing		4	1
Passing		4	7
Returns		2	1
EXTRA POINTS/ATTEMPTS		9/10	9/9
TWO POINT CONV./ATTS		0/0	0/0
FIELD GOALS/ATTEMPTS		5/6	6/7
AVG. TIME OF POSS.		32:39	27:21

SCORING	TD	RD	PT	2PT	FG	PAT	S	TP
Folk	0	0	0	0	6/6	3/3	0	15
Barber	2	0	0	0	0/0	0/0	0	12
Gramatica	0	0	0	0	3/4	2/3	0	9
Curtis	0	1	0	0	0/0	0/0	0	6
Davis	0	0	1a	0	0/0	0/0	0	6
Jones, J.	1	0	0	0	0/0	0/0	0	6
Owens	0	1	0	0	0/0	0/0	0	6
Stanback	0	1	0	0	0/0	0/0	0	6
Thompson	1	0	0	0	0/0	0/0	0	6
Urban	0	0	1b	0	0/0	0/0	0	6
Witten	0	1	0	0	0/0	0/0	0	6
COWBOYS	4	4	2	0	9/10	5/6	0	84
Opponents	1	7	1*	0	9/9	6/7	0	81

2-Pt. Conversions: Team 0-0, Opponents 0-0  
 a- 41-yd interception return vs. Indianapolis (8/9)  
 b- 95-yard punt return @ Minnesota (8/30)  
 \*- J. Jones 91-yard punt return @ Houston (8/25)

RUSHING	ATT	YDS	AVG	LG	TD	SCORE BY
Thompson	39	130	3.3	22	1	QUARTERS
Barber	29	119	4.1	16	2	COWBOYS
Jones	25	87	3.5	12	1	Opponents
Coleman	8	27	3.4	6	0	
Battle	9	25	2.8	11	0	
Owens	1	9	9.0	9	0	
Bartel	2	5	2.5	4	0	
Romo	2	4	2.0	4	0	
Johnson	1	3	3.0	3	0	
Moore	1	0	0.0	0	0	
COWBOYS	117	409	3.5	22	4	
Opp. Totals	96	325	3.4	46	2	

RECEIVING	NO	YDS	AVG	LG	TD
Curtis	11	151	13.7	33	1
Hurd	8	112	14.0	25	0
Crayton	7	97	13.9	30	0
Urban	6	34	5.7	9	0
Bergen	6	27	4.5	8	0
Austin	5	46	9.2	17	0
Jones, J.	5	29	5.8	13	0
Barber	5	23	4.6	15	0
Witten	4	56	14.0	22	1
Fasano	4	47	11.8	18	0
Stanback	4	39	9.8	15t	1
Thompson	4	33	8.3	11	0
Hannah	4	24	6.0	13	0
Owens	3	55	18.3	35t	1
Polite	3	25	8.3	14	0
Jefferson	2	19	9.5	14	0
Bilbo	2	17	8.5	12	0
Richardson	1	9	9.0	9	0
Hoyle	1	6	6.0	6	0
Beach	1	-3	-3.0	-3	0
COWBOYS	86	846	9.8	35t	4
Opp. Totals	73	757	10.4	90t	7

INTERCEPTIONS	NO	YDS	AVG	LG	TD
Davis	1	41	41.0	41t	1
Brown	1	6	6.0	6	0
Carpenter	1	3	3.0	3	0
Thomas	1	0	0.0	0	0
COWBOYS	4	50	12.5	41t	1
Opp. Totals	4	11	2.8	10	0

PUNTING	NO	YDS	AVG	TB	IN	LG	BL	NET
McBriar	13	600	46.2	1	8	62	0	33.6
Paulescu	2	102	51.0	0	0	56	0	41.0
COWBOYS	15	702	46.8	1	8	62	0	34.6
Opponents	17	711	41.8	0	5	59	0	34.5

PUNT RETURNS	NO	YDS	AVG	FC	LG	TD
Urban	5	107	21.4	4	95t	1
Crayton	2	3	1.5	0	3	0
Butler	1	14	14.0	1	14	0
COWBOYS	8	124	15.5	5	95t	1
Opp. Totals	8	163	20.4	2	91t	1

KICKOFF RETURNS	NO	YDS	AVG	LG	TD
Thompson	6	145	24.2	35	0
Stanback	3	66	22.0	28	0
McQuistan	2	20	10.0	12	0
Butler	1	24	24.0	24	0
Urban	1	23	23.0	23	0
Austin	1	16	16.0	16	0
COWBOYS	14	294	21.0	35	0
Opp. Totals	17	403	23.7	40	0

FIELD GOALS	11-19	20-29	30-39	40-49	50+
Gramatica	0-0	1-1	0-0	1-1	0-1
Folk	0-0	2-2	0-0	0-0	1-1
COWBOYS	0-0	3-3	0-0	1-1	1-2
Opp. Totals	0-0	2-2	2-2	2-2	0-0

Gramatica: (24,47):(51M):(1);(1)  
 Folk: (25):(52):(23);(1)  
 Opponents: (40):(33,20):(45M):(47,27,37)

DEFENSIVE STATISTICS			
Tackles			
Solo	Asst.	Total	
James, Bradie	14	5	-
Ayodele, Akin	11	6	-
Elam, Abram	12	3	-
Hamilin, Ken	7	5	-
Thomas, Joey	11	0	-
Davis, Keith	9	2	-
Williams, Roy	9	2	-
Ayodele, Remi	6	4	-
Ratliff, Jay	4	6	-
Glenn, Aaron	7	2	-
Burnett, Kevin	7	1	-
Bowen, Stephen	6	2	-
Reeves, Jacques	6	2	-
Ware, DeMarcus	6	2	-
Phillips, Blair	4	4	-
Watkins, Patrick	4	3	-
Glymph, Junior	1	6	-
Canby, Chris	5	1	-
Spears, Marcus	5	1	-
Saldi, John	4	2	-
Henry, Anthony	5	0	-
Spencer, Anthony	1	4	-
Ferguson, Jason	3	1	-
Brown, Courtney	2	2	-
Carpenter, Bobby	2	2	-
Hatcher, Jason	2	2	-
Jones, Nathan	2	2	-
Butler, Quincy	2	0	-
Long, Khari	2	0	-
Newman, Terence	2	0	-
Harrington, Dedrick	0	2	-
Ball, Alan	1	0	-
Obomese, Alex	0	0	-

Sacks (Loss)		
Burnett, Kevin	1.0	(-7)
Obomese, Alex	1.0	(-5)
Bowen, Stephen	1.0	(-4)
Ferguson, Jason	1.0	(-2)
Glymph, Junior	0.5	(-3)
Ratliff, Jay	0.5	(-3)

PASSING	ATT	COMP	YDS	PCT	AVG	PCT	PCT	LG	SKS/YDS	RATING
Romo	51	35	412	68.6	8.08	2	3.9	35t	4/19	89.7
Moore	29	21	182	72.4	6.28	1	3.4	0	26	2/15
Johnson	25	19	171	76.0	6.84	1	4.0	1	4.0	33
Bartel	13	11	81	84.6	6.23	0	0.0	1	7.7	14
COWBOYS	118	86	846	72.9	7.17	4	3.4	35t	9/60	89.9
Opp. Totals	127	73	757	57.5	5.96	7	5.5	4	3.1	90t

## 2007 Game-by-Game

## COWBOYS OFFENSE

	FIRST DOWNS				TOTAL OFF.				RUSHING				PASSING					INT BY DAL.			PUNTS				PUNT RETURNS				KO RETURNS			PEN.		FUM.		SCORING							T.O.P.
	T	R	Pa	Pe	YDS	PLYS	YDS	ATT	YDS	SK/YD	ATT	COM	I	NO	YDS	TD	NO-AVG	NO	YDS	FC	TD	NO	YDS	TD	NO-YDS	NO/LT	TD	TDr	TDP	TDr	PAT	2-PT	FG										
N.Y. GIANTS	21	7	14	0	478	55	142	30	336	1/9	24	15	1	1	18	0	2-54.0	2	15	0	0	7	182	0	7-55	1/1	6	2	4	0	6/6	0/0	1/1	27:57									
@ Miami	19	6	11	2	352	66	166	36	186	1/0	29	14	0	4	66	0	4-43.5	2	49	0	0	3	42	0	11-101	1/0	4	2	2	0	4/4	0/0	3/3	35:03									
@ Chicago	21	5	16	0	431	63	131	25	300	3/29	35	22	1	3	51	1	4-38.8	2	2	1	0	2	13	0	12-100	0/0	4	1	2	1	4/4	0/0	2/3	35:21									
ST. LOUIS	28	11	16	1	502	67	171	33	331	1/8	33	21	1	1	0	0	5-51.8	2	45	1	0	1	20	0	2-10	1/0	5	2	3	0	5/5	0/0	0/0	32:49									
@ Buffalo	24	3	19	2	385	72	76	22	309	0/0	50	29	5	1	70	0	2-56.5	1	9	1	0	4	83	0	5-31	2/1	2	0	2	0	1/1	0/1	4/4	27:29									
NEW ENGLAND	13	4	8	1	285	47	99	16	186	2/13	29	18	1	0	0	0	5-53.8	0	0	2	0	7	177	0	12-98	1/0	3	0	2	1	3/3	0/0	2/2	21:45									
MINNESOTA	22	6	16	0	381	71	128	29	253	3/24	39	31	0	0	0	0	4-53.3	3	19	2	0	1	17	0	4-22	3/2	3	1	1	1	3/3	0/0	1/2	36:35									
@ Philadelphia	24	7	15	2	434	57	110	32	324	0/0	25	20	1	2	15	0	2-42.5	0	0	1	0	3	78	0	3-35	0/0	5	2	3	0	5/5	0/0	1/1	32:19									
@ N.Y. Giants	19	4	12	3	323	54	80	25	243	1/4	28	20	1	2	26	0	4-35.8	0	0	4	0	4	86	0	10-84	1/0	4	0	4	0	4/4	0/0	1/1	25:12									
WASHINGTON	19	3	15	1	362	58	75	25	287	1/6	32	22	1	1	0	0	4-48.8	1	9	1	0	5	96	0	7-58	3/0	4	0	4	0	4/4	0/0	0/1	30:15									
N.Y. JETS	21	10	11	0	344	65	174	34	170	3/25	28	21	1	1	50	1	5-45.0	3	26	1	0	2	51	0	2-10	1/0	4	1	2	1	4/4	0/0	2/2	37:52									
GREEN BAY	23	4	14	5	414	58	105	28	309	0/0	30	19	1	2	20	0	1-40.0	1	10	1	0	6	166	0	10-65	0/0	4	0	4	0	4/4	0/0	3/3	30:49									
@ Detroit	25	4	20	1	368	63	87	16	281	3/21	44	35	0	0	0	0	3-44.0	0	0	0	0	6	155	0	3-23	3/1	4	2	2	0	4/4	0/0	0/1	27:35									
PHILADELPHIA	11	1	9	1	240	55	53	15	187	4/27	36	13	3	0	0	0	7-50.1	3	20	4	0	3	61	0	6-45	2/0	0	0	0	0	0/0	0/0	2/2	26:03									
@ Carolina	25	8	16	1	405	79	148	37	257	0/0	42	28	1	1	8	0	4-44.0	4	20	0	0	4	70	0	5-39	2/0	2	1	1	0	2/2	0/0	2/2	39:00									
@ Washington	7	0	5	2	147	45	1	16	146	2/19	27	14	1	0	0	0	7-47.4	2	3	1	0	3	61	0	5-37	0/0	0	0	0	0	0/0	0/0	2/3	22:52									
2007 Totals	322	83	217	22	5,851	975	1,746	419	4,105	25/185	531	342	19	19	324	2	63-47.1	26	227	20	0	61	1,358	0	104-813	21/5	54	14	36	4	53/53	0/1	26/31	30:34									

<b>3rd DOWN</b>	9/9	N.Y. GIANTS	.....6/11	54.5%	10/8	@ Buffalo	.....9/15	60.0%	11/11	@ N.Y. Giants	.....5/11	45.5%	12/9	@ Detroit	.....4/10	40.0%
<b>EFFICIENCY</b>	9/16	@ MIAMI	.....5/14	35.7%	10/14	NEW ENGLAND	.....4/11	36.4%	11/18	WASHINGTON	.....8/13	61.5%	12/16	PHILADELPHIA	.....1/13	7.7%
	9/23	@ Chicago	.....4/13	31.8%	10/21	MINNESOTA	.....7/15	46.7%	11/22	N.Y. JETS	.....4/11	36.4%	12/22	@ Carolina	.....7/17	41.2%
	9/30	ST. LOUIS	.....8/13	61.5%	11/4	@ Philadelphia	.....8/12	66.7%	11/29	GREEN BAY	.....4/9	44.4%	12/30	@ Washington	.....0/11	0.0%



# 2007 Game-by-Game

## COWBOYS DEFENSE

	FIRST DOWNS				TOTAL OFF. YDS	RUSHING PLYS	RUSHING YDS	ATT	PASSING				INT BY DAL. NO	YDS	TD	PUNTS NO-AVG	PUNT RETURNS NO	YDS	FC	TD	KO RETURNS NO	YDS	TD	PEN. NO-YDS	FUM. NO/LT	SCORING					T.O.P				
	T	R	Pa	Pe					YDS	SK/YD	ATT	COM														I	NO	YDS	TD	NO		YDS	TD	NO	YDS
N.Y. GIANTS	22	5	16	1	438	67	124	22	314	1/5	44	29	1	1	10	0	7	193	0	4	45	0	4-45	1/0	4	0	4	0	2/2	0/2	3/3	32:03			
@ Miami	21	5	15	1	334	63	61	21	273	2/14	40	23	4	0	0	0	3	49.0	3	37	1	0	6	121	0	7-57	2/1	2	0	2	0	2/2	0/0	2/2	24:57
@ Chicago	16	4	10	2	239	59	75	23	164	3/31	33	15	3	1	4	0	4-41.3	2	1	1	0	6	106	0	5-28	3/1	1	1	0	0	1/1	0/0	1/1	24:39	
ST. LOUIS	12	2	10	0	187	54	62	21	125	3/18	30	14	1	0	0	0	8-55.3	4	111	0	1	5	151	0	7-50	1/0	1	0	0	1	1/1	0/0	0/1	27:11	
@ Buffalo	14	5	9	0	229	58	81	24	148	3/28	31	23	1	5	67	2	5-47.4	0	0	0	0	4	165	1	5-49	1/0	3	0	0	3	3/3	0/0	1/2	32:31	
NEW ENGLAND	28	5	19	4	448	78	75	29	373	3/15	46	31	0	1	5	0	2-41.5	3	37	1	0	6	145	0	5-50	3/1	6	1	5	0	6/6	0/0	2/2	38:15	
MINNESOTA	11	8	3	0	196	49	131	27	65	3/7	19	6	0	0	0	0	7-46.0	1	11	1	0	4	78	0	4-36	2/1	2	1	0	1	2/2	0/0	0/1	23:25	
@ Philadelphia	21	6	13	2	316	68	66	19	250	3/14	46	27	2	1	9	0	3-37.7	1	8	0	0	7	147	0	5-35	2/1	2	1	1	0	2/2	0/0	1/1	27:41	
@ N.Y. Giants	23	7	11	5	300	67	106	28	194	5/42	34	23	2	1	0	0	4-38.3	1	10	1	0	6	79	0	8-70	1/0	2	1	1	0	2/2	0/0	2/2	34:48	
WASHINGTON	28	4	22	2	423	73	62	17	361	1/6	55	34	1	1	7	0	2-43.0	2	20	0	0	5	145	0	3-71	1/1	2	0	2	0	2/2	0/0	3/4	29:45	
N.Y. JETS	9	3	6	0	180	51	60	21	120	3/22	27	12	1	1	22	0	8-46.1	2	8	2	0	7	144	0	4-30	2/1	0	0	0	0	0/0	0/0	1/1	22:08	
GREEN BAY	20	8	11	1	357	62	124	19	233	3/24	40	23	2	1	0	0	3-49.7	1	7	0	0	8	165	0	9-142	0/0	3	2	1	0	3/3	0/0	2/2	29:11	
@ Detroit	25	10	14	1	390	69	152	32	238	1/10	36	22	0	0	0	0	3-52.0	1	2	0	0	5	105	0	7-35	1/0	3	3	0	0	3/3	0/0	2/3	32:25	
PHILADELPHIA	20	8	11	1	315	72	134	27	181	4/27	41	23	0	3	37	0	8-39.1	5	43	0	0	3	79	0	4-35	3/1	1	0	1	0	1/1	0/0	1/2	33:57	
@ Carolina	12	2	9	1	216	47	69	14	147	5/35	28	15	1	1	0	0	6-43.0	2	42	1	0	4	103	0	3-15	0/0	1	0	1	0	1/1	0/0	2/2	21:00	
@ Washington	22	4	16	2	354	71	131	37	223	3/21	31	22	0	1	6	0	5-40.4	6	56	0	0	3	53	0	5-37	3/2	3	2	1	0	3/3	0/0	2/2	37:08	
2007 Totals	304	86	195	23	4,922	1,008	1,513	381	3,409	46/319	581	342	19	18	167	2	73-45.0	35	406	9	1	86	1,979	1	85-785	26/10	36	12	19	5	34/34	0/2	25/31	29:26	

<b>3rd DOWN</b>	9/9 N.Y. GIANTS .....7/14 50.0%	10/8 @ Buffalo ..... 3/13 23.1%	11/11 @ N.Y. Giants ..... 7/14 50.0%	12/9 @ Detroit ..... 7/14 50.0%
<b>EFFICIENCY</b>	9/16 @ MIAMI .....6/12 50.0%	10/14 NEW ENGLAND .....11/17 64.7%	11/18 WASHINGTON ..... 5/13 38.5%	12/16 PHILADELPHIA ..... 5/16 31.3%
	9/23 Chicago .....5/12 41.7%	10/21 MINNESOTA ..... 2/12 16.7%	11/22 N.Y. JETS ..... 2/14 14.3%	12/22 @ Carolina ..... 2/11 18.2%
	9/30 St. Louis .....3/12 25.0%	11/4 @ Philadelphia ..... 6/15 40.0%	11/29 GREEN BAY ..... 5/12 41.7%	12/30 @ Washington ..... 9/15 60.0%

## Individual Game-by-Game Rushing

		Marion Barber					Julius Jones					Tony Romo				
		No	Yds	Avg	Lg	TD	No	Yds	Avg	Lg	TD	No	Yds	Avg	Lg	TD
9/9	N.Y. GIANTS	11	65	5.9	19	1	16	66	4.1	21	0	3	11	3.7	9t	1
9/16	@ Miami	14	89	6.4	40t	2	15	32	2.1	7	0	4	36	9.0	17	0
9/23	@ Chicago	15	102	6.8	54	1	7	26	3.7	7	0					
9/30	ST. LOUIS	8	50	6.3	23	0	13	52	4.0	14	1	3	24	8.0	15	1
10/8	@ Buffalo	8	28	3.5	9	0	12	41	3.4	15	0	2	7	3.5	5	0
10/14	NEW ENGLAND	9	49	5.4	17	0	6	51	8.5	25	0	1	-1	-1.0	-1	0
10/21	MINNESOTA	19	96	5.1	24	1	9	28	3.1	8	0	1	4	4.0	4	0
11/4	@ Philadelphia	16	56	3.5	16	1	13	57	4.4	15	1					
11/11	@ N.Y. Giants	12	34	2.8	6	0	11	48	4.4	20	0	2	-2	-1.0	-2	0
11/18	WASHINGTON	15	43	2.9	11	0	8	30	3.0	13	0	2	2	2.0	2	0
11/22	N.Y. JETS	18	103	5.7	20	1	14	64	4.6	19	0	2	7	3.5	6	0
11/29	GREEN BAY	17	81	4.8	17	0	9	26	2.9	12	0	2	-2	-1.0	-1	0
12/9	@ Detroit	7	43	6.1	20t	2	8	29	3.6	8	0	1	15	15.0	15	0
12/16	PHILADELPHIA	7	32	4.6	11	0	6	6	1.0	5	0	2	15	7.5	16	0
12/22	@ Carolina	22	110	5.0	37	1	9	25	2.8	5	0	6	13	2.2	8	0
12/30	@ Washington	6	-6	-1.0	3	0	8	7	0.9	5	0					
2007 Totals		204	975	4.8	54	10	164	588	3.6	25	2	31	129	4.2	17	2

		Tyson Thompson					Brad Johnson					Terrell Owens				
		No	Yds	Avg	Lg	TD	No	Yds	Avg	Lg	TD	No	Yds	Avg	Lg	TD
9/9	N.Y. GIANTS															
9/16	@ Miami	2	4	2.0	3	0						1	5	5.0	5	0
9/23	@ Chicago	3	3	1.0	3	0										
9/30	ST. LOUIS	8	47	5.9	23	0	1	-2	-2.0	-2	0					
10/8	@ Buffalo															
10/14	NEW ENGLAND															
10/21	MINNESOTA															
11/4	@ Philadelphia		INACTIVE				3	-3	-1	-1	0					
11/11	@ N.Y. Giants		INACTIVE													
11/18	WASHINGTON		INACTIVE													
11/22	N.Y. JETS		INACTIVE													
11/29	GREEN BAY		INACTIVE													
12/9	@ Detroit		INACTIVE													
12/16	PHILADELPHIA		INACTIVE													
12/22	@ Carolina		INACTIVE													
12/30	@ Washington	1	0	0.0	0	0	1	0	0.0	0	0					
2007 Totals		14	54	3.9	23	0	5	-5	-1.0	0	0	1	5	5.0	5	0

## Individual Game-by-Game Receiving

		Jason Witten					Terrell Owens					Patrick Crayton				
		No	Yds	Avg	Lg	TD	No	Yds	Avg	Lg	TD	No	Yds	Avg	Lg	TD
9/9	N.Y. GIANTS	6	116	19.3	38	1	3	87	29.0	47	2	3	51	17.0	25	0
9/16	@ Miami	2	27	13.5	14	0	5	97	19.4	34	1					
9/23	@ Chicago	6	90	15.0	34	1	8	145	18.1	35	0	3	27	9.0	10	0
9/30	ST. LOUIS	6	71	11.8	18	1	3	33	11.0	14	0	7	184	26.3	59	2
10/8	@ Buffalo	9	103	11.4	22	1	2	25	12.5	14	0	6	73	12.2	31	1
10/14	NEW ENGLAND	3	47	15.7	25	0	6	66	11.0	13	1	5	46	9.2	11	1
10/21	MINNESOTA	10	86	8.6	13	0	7	103	14.7	24	1	2	19	9.5	12	0
11/4	@ Philadelphia	3	77	25.7	53	1	10	174	17.4	45	1					
11/11	@ N.Y. Giants	2	12	6.0	8	0	6	125	20.8	50	2	5	66	13.2	20	1
11/18	WASHINGTON	8	67	8.4	23	0	8	173	21.6	52	4	2	16	8.0	8	0
11/22	N.Y. JETS	4	54	13.5	25	1	6	65	10.8	22	1	INACTIVE/INJURED				
11/29	GREEN BAY	6	67	11.2	15	0	7	156	22.3	48	1	3	42	14.0	35	2
12/9	@ Detroit	15	138	9.2	16	1	3	21	7.0	13	0	3	46	15.3	30	0
12/16	PHILADELPHIA	8	113	14.1	53	0	2	37	18.5	19	0	2	54	27.0	41	0
12/22	@ Carolina	6	53	8.8	22	0	5	48	9.6	16	1	7	65	9.3	16	0
12/30	@ Washington	2	24	12.0	16	0	INACTIVE/INJURED					2	8	4.0	5	0
2007 Totals		96	1,145	11.9	53	7	81	1,355	16.7	52	15	50	697	13.9	59	7

		Marion Barber					Julius Jones					Sam Hurd				
		No	Yds	Avg	Lg	TD	No	Yds	Avg	Lg	TD	No	Yds	Avg	Lg	TD
9/9	N.Y. GIANTS	1	29	29.0	29	0	1	11	11.0	11	0	1	51	51.0	51	1
9/16	@ Miami	2	6	3.0	9	0	1	24	24.0	24	0	2	18	9.0	10	0
9/23	@ Chicago	1	10	10.0	10	1	2	29	14.5	15	0	1	25	25.0	25	0
9/30	ST. LOUIS	2	22	11.0	15	0	1	11	11.0	11	0	1	4	4.0	4	0
10/8	@ Buffalo	6	45	7.5	13	0						1	22	22.0	22	0
10/14	NEW ENGLAND	2	12	6.0	7	0	1	2	2.0	2	0					
10/21	MINNESOTA	4	9	2.3	6	0	4	30	7.5	11	0	2	54	27.0	41	0
11/4	@ Philadelphia	3	50	16.7	22	0	3	22	7.3	11	0					
11/11	@ N.Y. Giants	3	-1	-0.3	5	0						2	21	10.5	12	0
11/18	WASHINGTON	1	7	7.0	7	0						2	28	14.0	15	0
11/22	N.Y. JETS	4	12	3.0	12	0	4	26	6.5	9	0	1	8	8.0	8	0
11/29	GREEN BAY	1	-3	-3.0	-3	0	1	21	21.0	21	0					
12/9	@ Detroit	10	61	6.1	13	1	2	13	6.5	8	0	2	23	11.5	16	0
12/16	PHILADELPHIA															
12/22	@ Carolina	3	16	5.3	12	0	1	2	2.0	2	0	3	50	16.7	24	0
12/30	@ Washington	1	7	7.0	7	0	2	12	6.0	8	0	3	64	21.3	36	0
2007 Totals		44	282	6.4	29	2	23	203	8.8	24	0	19	314	16.5	51	1

		Anthony Fasano					Deon Anderson					Miles Austin				
		No	Yds	Avg	Lg	TD	No	Yds	Avg	Lg	TD	No	Yds	Avg	Lg	TD
9/9	N.Y. GIANTS															
9/16	@ Miami	1	12	12.0	12	0										
9/23	@ Chicago	1	3	3.0	3	0										
9/30	ST. LOUIS	1	14	14.0	14	0										
10/8	@ Buffalo	1	2	2.0	2	0	4	39	9.8	17	0					
10/14	NEW ENGLAND	1	26	26.0	26	0										
10/21	MINNESOTA	2	14	7.0	10	0	2	16	8.0	11	0					
11/4	@ Philadelphia															
11/11	@ N.Y. Giants	1	9	9.0	9	0	RESERVE/INJURED									
11/18	WASHINGTON						RESERVE/INJURED									
11/22	N.Y. JETS						RESERVE/INJURED					2	30	15.0	17	0
11/29	GREEN BAY	1	26	26.0	26	1	RESERVE/INJURED									
12/9	@ Detroit						RESERVE/INJURED									
12/16	PHILADELPHIA	1	10	10.0	10	0	RESERVE/INJURED									
12/22	@ Carolina	1	12	12.0	12	0	RESERVE/INJURED					2	11	5.5	7	0
12/30	@ Washington	3	15	5.0	9	0	RESERVE/INJURED					1	35	35.0	35	0
2007 Totals		14	143	10.2	26	1	6	55	9.2	17	0	5	76	15.2	35	0

## Individual Game-by-Game Passing

## Tony Romo

		Att	Cmp	Yds	Pct.	TD	Int	Long	Sk/Yd	Rtg
9/9	N.Y. GIANTS	24	15	345	62.5%	4	1	51t	1/9	128.5
9/16	@ Miami	29	14	186	48.3%	2	0	34t	1/0	92.0
9/23	@ Chicago	35	22	329	62.9%	2	1	35	3/29	100.8
9/30	ST. LOUIS	33	21	339	63.6%	3	1	59t	1/8	115.6
10/8	@ Buffalo	50	29	309	58.0%	2	5	31	0/0	49.9
10/14	NEW ENGLAND	29	18	199	62.1%	2	1	26	2/13	91.0
10/21	MINNESOTA	39	31	277	79.5%	1	0	24	3/24	104.8
11/4	@ Philadelphia	25	20	324	80.0%	3	1	53	0/0	141.7
11/11	@ N.Y. Giants	28	20	247	71.4%	4	1	50t	1/4	123.1
11/18	WASHINGTON	32	22	293	68.8%	4	1	52t	1/6	124.1
11/22	N.Y. JETS	28	21	195	75.0%	2	1	25t	3/25	102.5
11/29	GREEN BAY	30	19	309	63.3%	4	1	48	0/0	123.5
12/9	@ Detroit	44	35	302	79.5%	2	0	30	3/21	110.4
12/16	PHILADELPHIA	36	13	214	36.1%	0	3	53	4/27	22.2
12/22	@ Carolina	42	28	257	66.7%	1	1	24	0/0	81.2
12/30	@ Washington	16	7	86	43.8%	0	1	36	1/10	34.9
2007 Totals		520	335	4,211	64.4%	36	19	59t	24/176	97.4

## Brad Johnson

		Att	Cmp	Yds	Pct.	TD	Int	Long	Sk/Yd	Rtg
9/9	N.Y. GIANTS									
9/16	@ Miami									
9/23	@ Chicago									
9/30	ST. LOUIS									
10/8	@ Buffalo									
10/14	NEW ENGLAND									
10/21	MINNESOTA									
11/4	@ Philadelphia									
11/11	@ N.Y. Giants									
11/18	WASHINGTON									
11/22	N.Y. JETS									
11/29	GREEN BAY									
12/9	@ Detroit									
12/16	PHILADELPHIA									
12/22	@ Carolina									
12/30	@ Washington	11	7	79	63.6%	0	0	35	1/9	85.0
2007 Totals		11	7	79	63.6%	0	0	35	1/9	85.0

## Individual Game-by-Game Punt Returns

		Patrick Crayton					Terence Newman						
		No	Yds	Avg	FC	Lg	TD	No	Yds	Avg	FC	Lg	TD
9/9	N.Y. GIANTS	2	15	7.5	0	9	0	INACTIVE/INJURED					
9/16	@ Miami	2	49	24.5	0	49	0	INACTIVE/INJURED					
9/23	@ Chicago	2	2	1.0	1	2	0						
9/30	ST. LOUIS	2	45	22.5	1	26	0						
10/8	@ Buffalo	1	9	9.0	1	9	0						
10/14	NEW ENGLAND	0	0	0.0	2	0	0						
10/21	MINNESOTA	2	19	9.5	2	10	0	1	0	0.0	0	0	0
11/4	@ Philadelphia	0	0	0.0	2	0	0						
11/11	@ N.Y. Giants	0	0	0.0	4	0	0						
11/18	WASHINGTON	1	9	9.0	1	9	0						
11/22	N.Y. JETS							3	26	8.7	1	13	0
11/29	GREEN BAY	1	10	10.0	1	10	0						
12/9	@ Detroit												
12/16	PHILADELPHIA	3	20	6.7	4	11	0						
12/22	@ Carolina	4	20	5.0	0	6	0						
12/30	@ Washington	2	3	1.5	1	3	0	INACTIVE/INJURED					
2007 Totals		22	201	9.1	20	49	0	4	26	6.5	1	13	0

## Individual Game-by-Game Kickoff Returns

		Miles Austin				Tyson Thompson				Nate Jones						
		No	Yds	Avg	Lg	TD	No	Yds	Avg	Lg	TD	No	Yds	Avg	Lg	TD
9/9	N.Y. GIANTS					5	153	30.6	46	0						
9/16	@ Miami	1	24	24.0	24	0	1	18	18.0	18	0					
9/23	@ Chicago					2	13	6.5	13	0						
9/30	ST. LOUIS					1	20	20.0	20	0						
10/8	@ Buffalo					4	83	20.8	25	0						
10/14	NEW ENGLAND					6	167	27.8	72	0						
10/21	MINNESOTA					1	17	17.0	17	0						
11/4	@ Philadelphia					INACTIVE										
11/11	@ N.Y. Giants					INACTIVE				1	27	27.0	27	0		
11/18	WASHINGTON	3	73	24.3	28	0	INACTIVE				1	14	14.0	14	0	
11/22	N.Y. JETS	2	51	25.5	27	0	INACTIVE									
11/29	GREEN BAY	6	166	27.7	38	0	INACTIVE									
12/9	@ Detroit	3	112	37.3	60	0	INACTIVE				2	32	16.0	19	0	
12/16	PHILADELPHIA					INACTIVE				2	49	24.5	27	0		
12/22	@ Carolina	3	66	22.0	36	0	INACTIVE									
12/30	@ Washington	3	61	20.3	37	0					INACTIVE					
2007 Totals		24	612	25.5	60	0	20	471	23.6	72	0	6	122	20.3	27	0

## Individual Game-by-Game Tackles

		Bradie James				Roy Williams				Ken Hamlin			
		Solo	Asst.	Total	Sacks	Solo	Asst.	Total	Sacks	Solo	Asst.	Total	Sacks
9/9	N.Y. GIANTS	6	3	- 9		5	3	- 8		5	4	- 9	
9/16	@ Miami	6	2	- 8	1.0(-9)	4	1	- 5		6	1	- 7	
9/23	@ Chicago	6	5	- 11		3	3	- 6		2	2	- 4	
9/30	ST. LOUIS	5	6	- 11		2	2	- 4		3	4	- 7	
10/8	@ Buffalo	5	4	- 9		6	2	- 8		5	3	- 8	
10/14	NEW ENGLAND	5	5	- 10		5	4	- 9		5	8	- 13	
10/21	MINNESOTA	7	4	- 11	1.0(-0)	4	4	- 8		6	1	- 7	
11/4	@ Philadelphia	5	0	- 5		3	2	- 5		2	0	- 2	
11/11	@ N.Y. Giants	9	3	- 12		10	2	- 12		4	4	- 8	
11/18	WASHINGTON	2	4	- 6		10	1	- 11		1	3	- 4	
11/22	N.Y. JETS	2	2	- 4		5	1	- 6		3	2	- 5	
11/29	GREEN BAY	3	1	- 4		5	0	- 5		1	1	- 2	
12/9	@ Detroit	4	6	- 10		6	5	- 11		5	3	- 8	
12/16	PHILADELPHIA	4	1	- 5	1.0(-7)	7	2	- 9		4	1	- 5	
12/22	@ Carolina	3	1	- 4		RESERVE/SUSPENDED				5	1	- 6	
12/30	@ Washington	8	3	- 11		7	1	- 8		4	3	- 7	
2007 Totals		80	50	- 130	3.0(-16)	82	33	- 115		61	41	- 102	

		Akin Ayodele				DeMarcus Ware				Jacques Reeves			
		Solo	Asst.	Total	Sacks	Solo	Asst.	Total	Sacks	Solo	Asst.	Total	Sacks
9/9	N.Y. GIANTS	7	3	- 10		2	0	- 2		6	0	- 6	
9/16	@ Miami	1	0	- 1		3	0	- 3		5	0	- 5	
9/23	@ Chicago	4	3	- 7		2	3	- 5	2.0(-18)	5	0	- 5	
9/30	ST. LOUIS	5	2	- 7		1	2	- 3	1.0(-8)	5	0	- 5	
10/8	@ Buffalo	0	4	- 4		3	3	- 6	1.5(-14)	5	1	- 6	
10/14	NEW ENGLAND	4	5	- 9		6	4	- 10	1.0(-5)	6	3	- 9	
10/21	MINNESOTA	4	3	- 7		2	3	- 5					
11/4	@ Philadelphia	4	3	- 7		7	1	- 8	1.5(-7)	1	0	- 1	
11/11	@ N.Y. Giants	1	4	- 5		5	5	- 10	1.0(-14)	5	2	- 7	
11/18	WASHINGTON	4	2	- 6		4	3	- 7	1.0(-6)	7	1	- 8	
11/22	N.Y. JETS	3	2	- 5		0	2	- 2		2	0	- 2	
11/29	GREEN BAY	2	2	- 4		3	0	- 3	1.0(-9)	4	0	- 4	
12/9	@ Detroit	4	5	- 9		3	1	- 4		1	0	- 1	
12/16	PHILADELPHIA	3	1	- 4		3	0	- 3	1.0(-9)	2	0	- 2	
12/22	@ Carolina	5	2	- 7		1	2	- 3	2.0(-12)	1	1	- 2	
12/30	@ Washington	0	3	- 3		5	1	- 6	1.0(-7)	3	1	- 4	
2007 Totals		51	44	- 95		50	30	- 80	14.0(-110)	58	9	- 67	

		Terence Newman				Kevin Burnett				Anthony Henry			
		Solo	Asst.	Total	Sacks	Solo	Asst.	Total	Sacks	Solo	Asst.	Total	Sacks
9/9	N.Y. GIANTS	INACTIVE/INJURED								6 1 - 7			
9/16	@ Miami	INACTIVE/INJURED				3 2 - 5				4 2 - 6			
9/23	@ Chicago	0 2 - 2				1 2 - 3				3 1 - 4			
9/30	ST. LOUIS	4 1 - 5								1 0 - 1			
10/8	@ Buffalo	4 1 - 5				2 0 - 2				INACTIVE/INJURED			
10/14	NEW ENGLAND	9 0 - 9				1 0 - 1				INACTIVE/INJURED			
10/21	MINNESOTA	1 0 - 1				2 0 - 2				INACTIVE/INJURED			
11/4	@ Philadelphia	7 1 - 8				4 0 - 4				3 1 - 4			
11/11	@ N.Y. Giants	4 3 - 7				8 1 - 9							
11/18	WASHINGTON	3 1 - 4				4 1 - 5				2 0 - 2			
11/22	N.Y. JETS	1 1 - 2				2 2 - 4				1 0 - 1			
11/29	GREEN BAY	5 0 - 5				7 1 - 8				2 0 - 2			
12/9	@ Detroit	7 1 - 8				0 1 - 1				6 2 - 8			
12/16	PHILADELPHIA	2 0 - 2				3 1 - 4				7 0 - 7			
12/22	@ Carolina	4 0 - 4				0 1 - 1				2 0 - 2			
12/30	@ Washington	INACTIVE/INJURED				3 0 - 3				4 1 - 5			
2007 Totals		51	11	- 62		40	12	- 52		41	8	- 49	

# The 2007 Season At A Glance

## Dallas 45, N.Y. Giants 35

Texas Stadium, September 9, 2007

Attendance: 63,031

The Dallas Cowboys opened the 2007 season with a 45-35 win over the N.Y. Giants. New York struck first when Eli Manning hooked up with Plaxico Burress on a 60-yard scoring pass (fumbled snap on PAT). The Cowboys managed a 31-yard Nick Folk field goal on their first drive. Dallas forced a turnover on downs on New York's next drive, but was forced to punt on its next possession.

New York punted to open the second quarter before Marion Barber rushed for an 18-yard touchdown on a fourth-and-one, giving Dallas a 10-6 lead. Jacques Reeves intercepted Manning's pass on third-and-seven which led to a 12-yard Jason Witten scoring catch. New York answered with 0:21 remaining before halftime when Manning hooked up with Burress for a four-yard touchdown. Tyson Thompson fumbled the ensuing kickoff that was recovered by Kevin Dockery at the Dallas 26-yard line. After a shot at the end zone, Lawrence Tynes drilled a 44-yard field goal to cut the Giants deficit to 17-16 at halftime.

Dallas extended their lead to 27-16 early in the second half when Tony Romo hit Terrell Owens for a 22-yard touchdown. Tynes connected on a 48-yard field goal for the Giants to cut their deficit to 24-19. The two teams traded punts before Romo rushed in from nine yards to give Dallas a 31-19 lead.

The Giants opened the final frame with a 24-yard Tynes field goal. Three plays later, Romo hit Owens for a 47-yard touchdown for a 38-22 lead. New York then drove 80 yards to decrease the Dallas advantage to 38-28 (missed two-point conversion) on a nine-yard Derrick Ward touchdown catch. Gibril Wilson stepped in front of Romo's next pass intended for Owens. New York capitalized when Manning hit Burress in the end zone from 10 yards out. Romo then led Dallas to its final margin of victory 45-35, hitting Sam Hurd for a 51-yard touchdown pass. New York's final attempt to cut into the Dallas lead was thwarted when it was forced to turn the ball over on downs. Dallas took over and ran out the clock.

	1	2	3	4	Final
Giants	6	10	3	16	35
Cowboys	3	14	14	14	45

- Giants - Burress 60 pass from Manning (kick aborted)
- Cowboys - FG Folk 31
- Cowboys - Barber 18 run (Folk kick)
- Cowboys - Witten 12 pass from Romo (Folk kick)
- Giants - Burress 4 pass from Manning (Tynes kick)
- Giants - FG Tynes 44
- Cowboys - Owens 22 pass from Romo (Folk kick)
- Giants - FG Tynes 48
- Cowboys - Romo 9 run (Folk kick)
- Giants - FG Tynes 24
- Cowboys - Owens 47 pass from Romo (Folk kick)
- Giants - Ward 9 pass from Manning (pass failed)
- Giants - Burress 10 pass from Manning (Tynes kick)
- Cowboys - Hurd 51 pass from Romo (Folk kick)

	Giants	Cowboys
First Downs	22	21
Total Net Yards	438	478
Net Yards Rushing	124	142
Net Yards Passing	314	336
Passes	44-29	24-15
Sacked/Yards	1/5	1/9
Passes Intercepted By	1	1
Punts-Average	2-44.5	2-54.0
Fumbles-Lost	1-0	1-1
Penalties-Yards	4-45	7-55
Time of Possession	32:03	27:57

### Rushing

- Giants - Ward, 13 for 89; Jacobs, 6 for 26; Droughns, 1 for 5; Manning, 1 for 2; Lorenzen, 1 for 2.
- Cowboys - J. Jones, 16 for 66; Barber, 11 for 65, 1 TD; Romo, 3 for 11, 1 TD.

### Passing

- Giants - Manning, 28-of-41, 312 yards, 4 TD, 1 INT; Lorenzen, 1-of-3, 7 yards.
- Cowboys - Romo, 15-of-24, 345 yards, 4 TD, 1 INT.

### Receiving

- Giants - Toomer, 9 for 91; Burress, 8 for 144, 3 TD; Shockey, 5 for 41; Ward, 4 for 27; Smith, 3 for 16.
- Cowboys - Witten, 6 for 116, 1 TD; Owens, 3 for 87, 2 TD; Crayton 3 for 15; Hurd, 1 for 51, 1 TD; Barber, 1 for 29; J. Jones, 1 for 11.

## Dallas 37, Miami 20

Dolphin Stadium, September 16, 2007

Attendance: 71,615

The Dallas Cowboys improved to 2-0 on the heels of a 37-20 win at Miami. Dallas was forced to punt after three plays to open the game and were down 3-0 early after Miami took 12 plays 44 yards to set up a 37-yard Jay Feely field goal. The Cowboys tied the game with a 26-yard Nick Folk field goal to end the first quarter.

Two plays later, Trent Green was intercepted by Anthony Henry, but Dallas was unable to capitalize, punting nine plays later. Dallas forced its own three-and-out and took 12 plays 75 yards to take a 10-3 lead with a one-yard Marion Barber touchdown run. Feely connected on a 45-yard field goal before the half expired.

The Dolphins started the third frame with an 18-yard Marty Booker touchdown catch from Green. Dallas punted on their first drive of the second half, then forced a Miami punt. The Cowboys upped their advantage to 17-13 on Tony Curtis's first career catch - a two-yard scoring reception from Tony Romo. Green was picked off by Ken Hamlin on the Dolphins next drive, allowing the Cowboys to take a 20-13 lead after Folk's 28-yard field goal. Green fumbled the snap two plays later and Dallas took possession after Jay Ratliff covered up the loose ball.

Folk gave the Cowboys a 23-13 lead on a 47-yard field goal to close out a nine-play drive. Henry stepped in front of another Green pass, setting up the Cowboys at the Miami 39-yard line. Romo hooked up with Terrell Owens for a 34-yard scoring pass on fourth-and-five before Green hooked up with Derek Hagan three plays later for a 21-yard strike to cut Miami's deficit to 30-20. Barber added his second touchdown of the game, taking the handoff 40 yards to the endzone. Green was picked off by Roy Williams two plays later, and Dallas turned the ball over on downs trying to run out the clock. Miami tried to cut into the Dallas lead, but Green was sacked by Chris Carty as time expired.

	1	2	3	4	Final
Cowboys	3	7	10	17	37
Dolphins	3	3	7	7	20

- Dolphins - FG Feely 37
- Cowboys - FG Folk 26
- Cowboys - Barber 1 run (Folk kick)
- Dolphins - FG Feely 45
- Dolphins - Booker 18 pass from Green (Feely kick)
- Cowboys - Curtis 2 pass from Romo (Folk kick)
- Cowboys - FG Folk 28
- Cowboys - FG Folk 47
- Cowboys - Owens 34 pass from Romo (Folk kick)
- Dolphins - Hagan 21 pass from Green (Feely kick)
- Cowboys - Barber 40 run (Folk kick)

	Cowboys	Dolphins
First Downs	19	21
Total Net Yards	352	334
Net Yards Rushing	186	273
Net Yards Passing	166	61
Passes	29-14	40-23
Sacked/Yards	1/0	2/14
Passes Intercepted By	4	0
Punts-Average	4-43.5	3-49.0
Fumbles-Lost	1-0	2-1
Penalties-Yards	11-101	7-57
Time of Possession	35:03	24:57

### Rushing

- Cowboys - Barber, 14 for 89, 2 TD; Romo, 4 for 36; J. Jones, 15 for 32; Owens, 1 for 5; Thompson, 2 for 4.
- Dolphins - Brown, 11 for 33; Chatman, 3 for 27; Green, 5 for 9; Ginn, 1 for -3; Chambers, 1 for -5.

### Passing

- Cowboys - Romo, 14-of-29, 186 yards, 2 TD.
- Dolphins - Green, 23-of-40, 287 yards, 2 TD, 4 INT.

### Receiving

- Cowboys - Owens, 5 for 97, 1 TD; Witten, 2 for 27; Hurd, 2 for 18; Barber, 2 for 6; J. Jones, 1 for 24; Fasano, 1 for 12; Curtis, 1 for 2, 1 TD.
- Dolphins - Chambers, 9 for 109; Booker, 4 for 79, 1 TD; Chatman, 4 for 15; Brown, 2 for 36; Hagan, 2 for 33, 1 TD; Martin, 2 for 15.

## Dallas 34, Chicago 10

Soldier Field, September 23, 2007

Attendance: 62,099

The Dallas Cowboys improved to 3-0 for the first time since 1999, handing the Chicago Bears a 34-10 loss. The teams traded punts to open the game. Chicago struck first with a 20-yard Robbie Gould field goal. Tony Romo was picked off by Adam Archuleta on the Cowboys final drive of the first quarter.

Dallas returned the favor as Rex Grossman was intercepted by Anthony Henry to open the second quarter, but the Cowboys were forced to punt after three plays. The Dallas defense returned the favor, forcing a Chicago punt after three plays. The Cowboys then went 57 yards in seven plays to set up a 30-yard Nick Folk field goal. Chicago was forced to punt again and Dallas had an opportunity to take the lead, but Folk's 23-yard field goal attempt was blocked. Archuleta returned it 48 yards to the Cowboys 46-yard line. Chicago was unable to convert as Gould's fourth-down pass on a fake field goal attempt fell incomplete. The teams went into the locker room at half time tied at 3-3.

The Cowboys struck quickly in the third frame after Romo hooked up with Jason Witten for a three-yard touchdown loss. The Bears responded, taking six plays to tie the game at 10-10 with a one-yard Cedric Benson touchdown rush. Dallas upped its lead to 17-10 when Romo hit Marion Barber on a short pass that Barber took to the end zone for a 10-yard score. Remi Ayodele forced a Benson fumble two plays later that was recovered by Roy Williams.

Dallas turned the fumble into points with a 44-yard Folk field goal, taking a 20-10 lead to start the final period. Henry then stepped in front of another Grossman pass, taking this one 28 yards for a touchdown and a 27-10 Dallas lead. Dallas forced another Chicago punt, then tacked on their final touchdown with a one-yard Barber touchdown run. On Chicago's next play from scrimmage, Williams stepped in front of a Grossman pass. Dallas punted three plays later then the clock expired after two plays.

## Dallas 35, St. Louis 7

Texas Stadium, September 30, 2007

Attendance: 62,866

The Dallas Cowboys improved to 4-0 for the first time since 1995 with a 35-7 win over the St. Louis Rams. The first quarter was uneventful for both teams as Dallas and St. Louis combined for six punts (three each) and an interception - Tony Romo was picked off by Oshiomogho Atogwe to end the first quarter.

St. Louis strung together a seven-play, 31-yard drive following the interception but was unable to capitalize on the turnover when Jeff Wilkins' 28-yard field goal attempt missed wide right. The Cowboys turned the miss into points after Julius Jones scampered in from two yards out to close an eight-play, 80-yard drive. The Rams were forced to punt on their next possession and returned the favor when Dallas was held to a three-and-out. St. Louis tied the game at 7-7 when Matt McBriar's 56-yard punt was fielded by Dante Hall and returned 85 yards for a touchdown. Romo then led the Cowboys on a 12-play, 83-yard drive that gave Dallas a 14-7 lead at the end of the first half with a 15-yard Romo touchdown scramble on third-and-10.

St. Louis punted to open the third frame before Dallas extended its advantage to 21-7 on the heels of a 59-yard Romo-to-Patrick Crayton touchdown pass. The Dallas defense forced another Rams punt which allowed Dallas to up its lead to 28-7 with a 37-yard Romo scoring toss to Crayton. Ken Hamlin stepped in front of a Marc Bulger pass in the end zone on the Rams next possession. The Cowboys capitalized on the turnover five plays later when Jason Witten caught a 17-yard Romo touchdown pass.

Gus Flerotte replaced Bulger at quarterback late in the third period and the Rams were forced to punt to open the final quarter. The teams then traded punts on the next two possessions before Dallas ran out the clock to preserve the 35-7 win.

	1	2	3	4	Final
Cowboys	0	3	14	17	34
Bears	3	0	7	0	10

Bears - FG Gould 20  
Cowboys - FG Folk 30  
Cowboys - Witten 3 pass from Romo (Folk kick)  
Bears - Benson 1 run (Gould kick)  
Cowboys - Barber 10 pass from Romo (Folk kick)  
Cowboys - FG Folk 44  
Cowboys - Henry 28 interception return (Folk kick)  
Cowboys - Barber 1 run (Folk kick)

	Cowboys	Bears
First Downs	21	16
Total Net Yards	431	239
Net Yards Rushing	131	75
Net Yards Passing	300	164
Passes	35-22	33-15
Sacked/Yards	3/29	3/31
Passes Intercepted By	3	1
Punts-Average	4-38.8	4-41.3
Fumbles-Lost	0-0	3-1
Penalties-Yards	12-100	5-28
Time of Possession	35:21	24:39

### Rushing

Cowboys - Barber, 15 for 102, 1 TD; J. Jones, 7 for 26; Thompson, 3 for 3.  
Bears - Benson, 16 for 46, 1 TD; Peterson, 6 for 17; Grossman, 1 for 12.

### Passing

Cowboys - Romo, 22-of-35, 329 yards, 2 TD, 1 INT.  
Bears - Grossman, 15-of-32, 195 yards, 3 INT, Gould, 0-for-1.

### Receiving

Cowboys - Owens, 8 for 145; Witten, 6 for 90, 1 TD; Crayton, 3 for 27; J. Jones, 2 for 29; Hurd, 1 for 25; Barber, 1 for 10, 1 TD; Fasano, 1 for 3.  
Bears - Bernian, 6 for 73; Clark, 2 for 58; Olsen, 2 for 28; Muhammad, 2 for 21; Peterson, 2 for 7; Benson, 1 for 8.

	1	2	3	4	Final
Rams	0	7	0	0	7
Cowboys	0	14	21	0	35

Cowboys - J. Jones 2 run (Folk kick)  
Rams - Hall 85 punt return (Wilkins kick)  
Cowboys - Romo 15 run (Folk kick)  
Cowboys - Crayton 59 pass from Romo (Folk kick)  
Cowboys - Crayton 37 pass from Romo (Folk kick)  
Cowboys - Witten 17 pass from Romo (Folk kick)

	Rams	Cowboys
First Downs	12	28
Total Net Yards	187	502
Net Yards Rushing	62	171
Net Yards Passing	125	331
Passes	30-14	33-21
Sacked/Yards	3/18	1/8
Passes Intercepted By	1	1
Punts-Average	8-55.3	5-51.8
Fumbles-Lost	1-0	1-0
Penalties-Yards	7-50	2-10
Time of Possession	27:11	32:49

### Rushing

Rams - Leonard, 16 for 58; Minor, 4 for 6; Bulger, 1 for 2.  
Cowboys - J. Jones, 13 for 52, 1 TD; Barber, 8 for 50; Thompson, 8 for 47; Romo, 3 for 24, 1 TD; Johnson, 1 for 2.

### Passing

Rams - Bulger, 11-of-24, 114 yards, 1 INT; Flerotte, 3-of-6, 29 yards.  
Cowboys - Romo, 21-of-33, 339 yards, 3 TD, 1 INT.

### Receiving

Rams - Holt, 5 for 52; McMichael, 3 for 24; Bennett, 2 for 20; Bruce, 1 for 24; Minor, 1 for 13; Looker, 1 for 9; Leonard, 1 for 1.  
Cowboys - Crayton, 7 for 184, 2 TD; Witten, 6 for 71, 1 TD; Owens, 3 for 33; Barber, 2 for 22; Fasano, 1 for 14; J. Jones, 1 for 11; Hurd, 1 for 4.



## Dallas 25, Buffalo 24

Ralph Wilson Stadium, October 8, 2007

Attendance: 71,575

The Cowboys improved to 5-0 for the first time since 1983 - sixth overall. The Cowboys defense forced a fourth-and-five, but punter Brian Moorman rushed 10 yards for a first down on a fake punt. The defense held, forcing a Moorman punt three plays later. The Cowboys suffered their first turnover of the game when Tony Romo was picked off by George Wilson who returned it 25 yards for a touchdown. Romo was intercepted by Angelo Crowell on the next possession. The Cowboys defense held Buffalo on fourth-and-one, but were forced to punt. Buffalo was forced to punt on its next possession to close out the first quarter.

Romo found Witten for a 22-yard touchdown to open the second. The Bills took a 10-7 lead with a 24-yard Rian Lindell field goal. Romo was picked off by Chris Kelsay, who batted the ball into the end zone and snagged it for another interception return for a touchdown. Jabari Greer picked Romo off for Dallas's fourth interception of the half. The Cowboys defense forced a punt, and Romo moved the Cowboys into field goal range - Nick Folk hit a 47-yarder to cut the Dallas deficit to 17-10 at the end of the half.

The Cowboys opened the third with a 29-yard Folk field goal. Terrence McGee returned the ensuing kickoff 103 yards for a touchdown to extend Buffalo's lead to 24-13. The teams traded punts to close out the quarter.

Dallas nipped into the Buffalo lead with a 37-yard Folk field goal to open the final quarter. Buffalo punted on their next possession before Kyle Williams recovered a Romo fumble. Buffalo drove to the Dallas 11-yard line before DeMarcus Ware tipped a Trent Edwards pass that Terence Newman intercepted and returned 70 yards. Romo was picked off for the fifth time - this time by John DiGiorgio. Buffalo then punted. Romo hit Patrick Crayton on a four-yard touchdown, but Dallas missed the two-point try. Folk's onside kick attempt was recovered by Tony Curtis. Romo moved Dallas to the Bills 34-yard line with two pass completions. Folk drilled a 53-yard field goal as time expired.

	1	2	3	4	Final
Cowboys	0	10	3	12	25
Bills	7	10	7	0	24
Bills	- Wilson 25 interception return (Lindell kick)				
Cowboys	- Witten 22 pass from Romo (Folk kick)				
Bills	- FG Lindell 24				
Bills	- Kelsay 0 interception return (Lindell kick)				
Cowboys	- FG Folk 47				
Cowboys	- FG Folk 29				
Bills	- McGee 103 kickoff return (Lindell kick)				
Cowboys	- FG Folk 37				
Cowboys	- Crayton 4 pass from Romo (pass failed)				
Cowboys	- FG Folk 53				

	Cowboys	Bills
First Downs	24	14
Total Net Yards	385	229
Net Yards Rushing	76	81
Net Yards Passing	309	148
Passes	50-29	31-23
Sacked/Yards	0/0	3/28
Passes Intercepted By	1	5
Punts-Average	2-56.5	5-47.4
Fumbles-Lost	2-1	1-0
Penalties-Yards	5-31	5-49
Time of Possession	27:29	32:31

### Rushing

Cowboys - J. Jones, 12 for 41; Barber, 8 for 28; Romo, 2 for 7.  
Bills - Lynch, 20 for 66; Moorman, 1 for 10; Edwards, 1 for 6; Wright, 1 for 2; Parrish, 1 for -3.

### Passing

Cowboys - Romo, 29-of-50, 309 yards, 2 TD, 5 INT.  
Bills - Edwards, 23-of-31, 176 yards, 1 INT.

### Receiving

Cowboys - Witten, 9 for 103, 1 TD; Crayton, 6 for 73, 1 TD; Barber, 6 for 45; Anderson, 4 for 39; Owens, 2 for 25; Hurd, 1 for 22; Fasano, 1 for 2.  
Bills - Parrish, 6 for 37; Reed, 5 for 35; Royal, 4 for 34; Lynch, 2 for 32; Thomas, 2 for 16; Gaines, 2 for 6; Evans, 1 for 12; Wright, 1 for 4.

## New England 48, Dallas 27

Texas Stadium, October 14, 2007

Attendance: 63,984

The Dallas Cowboys dropped their first game of the season 48-27 to the New England Patriots. Dallas went three-and-out on its first possession before New England drove 74 yards in 14 plays to take a 7-0 lead on a six-yard Tom Brady-to-Randy Moss touchdown toss. The Cowboys punted two more times around a Patriots punt before New England struck again when Wes Welker hauled in a 35-yard scoring toss from Brady.

The Cowboys got on the board on a 38-yard Nick Folk field goal to open the second quarter, cutting the Patriots lead to 14-3. On New England's ensuing possession, Greg Ellis sacked Brady and forced the ball loose in the process. Jason Hatcher scooped up the loose ball and returned it 29 yards for a touchdown to pull Dallas to 14-10. The Patriots answered back 12 plays later when Welker caught a 12-yard Brady scoring toss. The Cowboys responded with an eight-play, 84-yard drive that culminated with a 12-yard Tony Romo-to-Terrell Owens touchdown toss to close out the first half.

The Patriots punted to open the third period, then Dallas claimed its first lead of the game - 24-21 - on the heels of an eight-yard Patrick Crayton touchdown catch from Romo. Brady then hit Kyle Brady for a one-yard score to regain the lead for New England. The Cowboys punted before Stephen Gostkowski extended the Patriots lead to 31-24 with a 45-yard field goal.

Dallas punted to open the fourth quarter then Brady hit Donte Stallworth for a 69-yard touchdown pass - Brady's fifth of the game. Dallas nipped into the lead with a 23-yard field goal five minutes into the final frame. Gostkowski answered with a 22-yard field goal to give the Patriots a 41-27 lead. Romo was picked off by Junior Seau on Dallas's next play from scrimmage. New England added a rushing touchdown with a one-yard Kyle Eckel touchdown rush to close out the scoring.

	1	2	3	4	Final
Patriots	14	7	10	17	48
Cowboys	0	17	7	3	27

Patriots	- Moss 6 pass from Brady (Gostkowski kick)				
Patriots	- Welker 35 pass from Brady (Gostkowski kick)				
Cowboys	- FG Folk 38				
Cowboys	- Hatcher 29 fumble return (Folk kick)				
Patriots	- Welker 12 pass from Brady (Gostkowski kick)				
Cowboys	- Owens 12 pass from Romo (Folk kick)				
Cowboys	- Crayton 8 pass from Romo (Folk kick)				
Patriots	- K. Brady 1 pass from Brady (Gostkowski kick)				
Patriots	- FG Gostkowski 45				
Patriots	- Stallworth 69 pass from Brady (Gostkowski kick)				
Cowboys	- FG Folk 23				
Patriots	- FG Gostkowski 22				
Patriots	- Eckel 1 run (Gostkowski kick)				

	Patriots	Cowboys
First Downs	28	13
Total Net Yards	448	283
Net Yards Rushing	75	97
Net Yards Passing	373	186
Passes	46-31	29-18
Sacked/Yards	3/15	2/13
Passes Intercepted By	1	0
Punts-Average	2-41.5	5-53.8
Fumbles-Lost	3-1	0-0
Penalties-Yards	5-50	12-98
Time of Possession	38:15	21:45

### Rushing

Patriots - Faulk, 13 for 50; Morris, 10 for 14; Eckel, 3 for 6, 1 TD; T. Brady, 3 for 5.  
Cowboys - J. Jones, 6 for 51; Barber, 8 for 47; Romo, 1 for -1.

### Passing

Patriots - Brady, 31-of-46, 388 yards, 5 TD.  
Cowboys - Romo, 18-of-29, 199 yards, 2 TD, 1 INT.

### Receiving

Patriots - Welker, 11 for 124, 2 TD; Stallworth, 7 for 136, 1 TD; Moss, 6 for 59, 1 TD; Faulk, 3 for 24; Galfney, 2 for 16; Watson, 1 for 28; K. Brady, 1 for 1, 1 TD.  
Cowboys - Owens, 6 for 66, 1 TD; Crayton, 5 for 46, 1 TD; Witten, 3 for 47; Barber, 2 for 12; Fasano, 1 for 26; J. Jones, 1 for 2.

## Dallas 24, Minnesota 14

Texas Stadium, October 21, 2007

Attendance: 63,432

The Dallas Cowboys improved their record to 6-1 going into the bye week with a 24-14 win over the Minnesota Vikings. Dallas opened the game with a 14-play, 80-yard drive that culminated with a five-yard Tony Romo touchdown pass to Terrell Owens. Minnesota responded on its first drive, taking 11 plays to tie the game with a 20-yard Adrian Peterson touchdown run.

The teams traded punts to open the second period before Romo fumbled the ball on a Kenechi Udezue sack. Kevin Williams recovered the fumble for Minnesota, but the Vikings offense was unable to capitalize on the turnover after they were forced to punt. Romo then hit Patrick Crayton, but Antoine Winfield forced the ball loose. Bel Leber recovered the loose ball then pitched it to Cedric Griffin, who returned it for a touchdown and a 14-7 Vikings lead. Dallas attempted a 50-yard Nick Folk field goal at the end of the half but the kick missed wide left.

A Dallas punt was sandwiched between two Minnesota punts to open the second half before Dallas managed a five-play, 36-yard drive that was capped by a one-yard Marion Barber touchdown rush. The Vikings were held to a 48-yard Ryan Longwell field goal that was blocked by Chris Canty. Patrick Watkins recovered the block and returned it 68 yards for a touchdown and a 21-14 Dallas advantage.

The Vikings punted to start the final quarter and Dallas followed suit. Jason Hatcher forced a Peterson fumble on Minnesota's next play from scrimmage. Bradie James recovered the loose ball for Dallas, and the Cowboys extended their advantage to 24-14 on a 45-yard Folk field goal. Minnesota punted twice and the Cowboys turned the ball over on downs before Minnesota's final attempt to cut into the Dallas lead was stopped as time expired.

	1	2	3	4	Final
Vikings	7	7	0	0	14
Cowboys	7	0	14	3	24

- Cowboys - Owens 5 pass from Romo (Folk kick)
- Vikings - Peterson 20 run (Longwell kick)
- Vikings - Griffin 28 fumble return (Longwell kick)
- Cowboys - Barber 1 run (Folk kick)
- Cowboys - Watkins 68 block field goal return (Folk kick)
- Cowboys - FG Folk 45

	Vikings	Cowboys
First Downs	11	22
Total Net Yards	196	381
Net Yards Rushing	131	128
Net Yards Passing	65	253
Passes	19-6	39-31
Sacked/Yards	3/7	3/24
Passes Intercepted By	0	0
Punts-Average	7-46.0	4-53.3
Fumbles-Lost	2-1	3-2
Penalties-Yards	4-36	4-22
Time of Possession	23:25	36:35

### Rushing

- Vikings - Peterson, 12 for 63, 1 TD; Taylor, 10 for 47; Jackson, 4 for 20; Richardson, 1 for 1.
- Cowboys - Barber, 19 for 96, 1 TD; J. Jones, 9 for 28; Romo, 1 for 4.

### Passing

- Vikings - Jackson, 6-of-19, 72 yards.
- Cowboys - Romo, 31-of-39, 277 yards, 1 TD.

### Receiving

- Vikings - Taylor, 3 for 19; Williamson, 1 for 25; Wade, 1 for 16; Peterson, 1 for 12.
- Cowboys - Witten, 10 for 86; Owens, 7 for 103, 1 TD; J. Jones, 4 for 30; Barber 4 for 9; Crayton, 2 for 19; Anderson, 2 for 16; Fasano, 2 for 14.

## Dallas 38, Philadelphia 17

Lincoln Financial Field, November 4, 2007

Attendance: 67,688

The Dallas Cowboys upped their record to 7-1 with a 38-17 win over the Philadelphia Eagles. The Dallas defense started quickly when Marcus Spears and DeMarcus Ware split a sack of Donovan McNabb on the first play of the game. On the play, Spears forced a McNabb fumble that was recovered by Bradie James at the Eagles 37-yard line. The Cowboys scored six plays later after Julius Jones pushed his way in from two yards out. Philadelphia responded with an eight-play, 75-yard drive, ending with a three-yard Brian Westbrook scoring run. The Cowboys came right back with a 72-yard drive that culminated in a one-yard Tony Curtis touchdown grab from Tony Romo.

The second game opened with two Eagles punts sandwiched around a Cowboys punt. Romo was then picked off by Lito Sheppard the first play after the two-minute warning. Three plays later, Dallas returned the favor when Ken Hamlin stepped in front of a McNabb pass. The Cowboys took over at Philadelphia's 14-yard line, and upped their lead to 27-7 on a five-yard Marion Barber touchdown run.

To start the second half, Romo found Terrell Owens on a 45-yard scoring toss to cap off a four-play drive. The Eagles then drove 53 yards in 10 plays and pulled within 28-10 on a 36-yard David Akers field goal. Romo struck again, this time hitting Jason Witten for a 20-yard touchdown to close out a six-play, 78-yard drive. Philadelphia was then forced to punt to end the third period.

The Cowboys upped their advantage to 38-10 on the first drive of the final quarter after Nick Folk drilled a 22-yard field goal. Philadelphia responded 13 plays later when McNabb hit Hank Baskett for a 10-yard score. Dallas then punted three plays later, but Philadelphia's attempt to cut into the Dallas lead was thwarted when Anthony Henry stepped in front of a McNabb pass intended for Reggie Brown. The Cowboys then took a knee on four consecutive plays to end the game.

	1	2	3	4	Final
Cowboys	14	7	14	3	38
Eagles	7	0	3	7	17

- Cowboys - J. Jones 2 run (Folk kick)
- Eagles - Westbrook 3 run (Akers kick)
- Cowboys - Curtis 1 pass from Romo (Folk kick)
- Cowboys - Barber 5 run (Folk kick)
- Cowboys - Owens 45 pass from Romo (Folk kick)
- Eagles - FG Akers 36
- Cowboys - Witten 20 pass from Romo (Folk kick)
- Cowboys - FG Folk 22
- Eagles - Baskett 10 pass from McNabb (Akers kick)

	Cowboys	Eagles
First Downs	24	21
Total Net Yards	434	316
Net Yards Rushing	110	66
Net Yards Passing	324	250
Passes	25-20	46-27
Sacked/Yards	0/0	3/14
Passes Intercepted By	2	1
Punts-Average	2-42.5	3-37.7
Fumbles-Lost	0-0	2-1
Penalties-Yards	3-35	5-35
Time of Possession	32:19	27:41

### Rushing

- Cowboys - J. Jones, 13 for 57, 1 TD; Barber, 16 for 56, 1 TD; Johnson, 3 for -3.
- Eagles - Westbrook, 16 for 65, 1 TD; McNabb, 1 for 1; Buckhalter, 2 for 0.

### Passing

- Cowboys - Romo, 20-of-25, 324 yards, 3 TD, 1 INT.
- Eagles - McNabb, 27-of-46, 264 yards, 1 TD, 2 INT.

### Receiving

- Cowboys - Owens, 10 for 174, 1 TD; Witten, 3 for 77, 1 TD; Barber, 3 for 50; J. Jones, 3 for 22; Curtis, 1 for 1, 1 TD.
- Eagles - Westbrook, 14 for 90; Curtis, 5 for 51; Baskett, 3 for 28, 1 TD; Brown, 2 for 55; Smith, 2 for 34; Celek, 1 for 6.

## Dallas 31, N.Y. Giants 20

### Giants Stadium, November 11, 2007

Attendance: 78,964

The Dallas Cowboys upped their record to 8-1 with a 31-20 win at the N.Y. Giants. Dallas opened the game with a seven-play, 65-yard drive that ended with a 15-yard Tony Romo-to-Tony Curtis touchdown toss. The Giants responded eight plays later when Eli Manning hooked up with Jeremy Shockey for an eight-yard score. Dallas punted before Ken Hamlin intercepted Eli Manning to close out the first quarter.

Dallas upped its advantage to 10-7 on the first play of the second period after the turnover with a 44-yard Nick Folk field goal. The Giants were forced to punt before Romo was picked off by Gibril Wilson. New York capitalized on the turnover and took a 14-10 lead following an 11-play drive that culminated with a one-yard Reuben Droughns touchdown rush. The Cowboys were forced to punt three plays later, but returned the favor on New York's ensuing drive. Dallas regained the lead after Romo hooked up with Patrick Crayton on a 20-yard touchdown throw. New York tied the score just before the half on a 40-yard Lawrence Tynes field goal.

The Giants punted after three plays to start the second half before the Cowboys took a 24-17 lead following Romo's 25-yard scoring toss to Terrell Owens.

New York drove 75 yards in 16 plays and opened the fourth quarter scoring with a 26-yard Tynes field goal. The Cowboys upped their lead to 31-20 when Romo hooked up with Owens on a 50-yard touchdown pass. A Dallas punt was sandwiched between a New York punt and a turnover on downs. Dallas kept the clock running, but was forced to punt seven plays later. The Giants attempt to cut into Dallas's lead was thwarted by a Patrick Watkins interception of a Manning pass as time expired.

## Dallas 28, Washington 23

### Texas Stadium, November 18, 2007

Attendance: 63,706

The Dallas Cowboys upped their record to 9-1 with a 28-23 win over the Washington Redskins. The Cowboys were held to a 51-yard Nick Folk field goal attempt that was wide right on the game's first possession. Washington took a 7-0 lead after Jason Campbell hooked up with Chris Cooley for a 19-yard touchdown. Tony Romo's pass attempt for Terrell Owens was picked off by London Fletcher on Dallas's next possession. Washington was unable to capitalize on the turnover, punting three plays later. The Cowboys then punted to end the first quarter.

Snaun Suisham attempted a 49-yard field goal that was wide left to open the second period. Dallas then drove 60 yards in 13 plays to tie the score with a four-yard Romo-to-Owens scoring pass. The Redskins took a 10-7 lead into halftime after Suisham hit a 45-yard field goal as time expired.

DeMarcus Ware sacked and forced a Campbell fumble on Washington's opening drive of the second half. The Cowboys did not capitalize on the turnover, punting after three plays. Washington was forced to punt before the Cowboys took a 14-10 lead after Romo hit Owens for a 31-yard touchdown. Suisham cut the Dallas lead to 14-13 with a 39-yard field goal at the end of the period.

The Cowboys extended their lead to 21-13 early in the final frame when Romo found Owens for a 46-yard touchdown toss. The Redskins answered five plays later with a 44-yard Suisham field goal to cut their deficit to 21-16. Romo then hooked up with Owens for the fourth time - this one from 52 yards out - to give the Cowboys a 28-23 lead. Campbell constructed a 12-play, 74-yard drive that culminated with a five-yard Santana Moss touchdown catch from Campbell. Dallas was then forced to punt after three plays. As the Redskins drove for the go-ahead touchdown, Terence Newman strove in front of Campbell's pass intended for Antwan Randle-EI. In an attempt to run out the clock, the Cowboys ran three straight times, but were forced to punt. The Redskins took over with 0:34 remaining and their attempt at a last-minute touchdown was thwarted as Owens knocked down Campbell's Hail Mary pass.

	1	2	3	4	Final
Cowboys.....	7	10	7	7	31
Giants.....	7	10	0	3	20

Cowboys - Curtis 15 pass from Romo (Folk kick)  
 Giants - Shockey 8 pass from Manning (Tynes kick)  
 Cowboys - FG Folk 44  
 Giants - Droughns 8 run (Tynes kick)  
 Cowboys - Crayton 20 pass from Romo (Folk kick)  
 Giants - FG Tynes 40  
 Cowboys - Owens 25 pass from Romo (Folk kick)  
 Giants - FG Tynes 26  
 Cowboys - Owens 50 pass from Romo (Folk kick)

	Cowboys	Giants
First Downs.....	19	23
Total Net Yards.....	323	300
Net Yards Rushing.....	82	106
Net Yards Passing.....	241	194
Passes.....	28-20	34-23
Sacked/Yards.....	1/6	5/42
Passes Intercepted By.....	2	1
Punts-Average.....	4-35.8	4-38.3
Fumbles-Lost.....	1-0	1-0
Penalties-Yards.....	10-84	8-70
Time of Possession.....	25:12	34:48

### Rushing

Cowboys - J. Jones, 11 for 48; Barber, 12 for 24; Romo, 1 for 0.  
 Giants - Jacobs, 23 for 95; Droughns, 3 for 8; Manning, 1 for 3.

### Passing

Cowboys - Romo, 20-of-28, 247 yards, 4 TD, 1 INT.  
 Giants - Manning, 23-of-34, 236 yards, 1 TD, 2 INT.

### Receiving

Cowboys - Owens, 6 for 125, 2 TD; Crayton, 5 for 66, 1 TD; Barber, 3 for -1; Hurd, 2 for 21; Witten, 2 for 12; Curtis, 1 for 15, 1 TD; Fasano, 1 for 9.

Giants - Shockey, 12 for 129, 1 TD; Burress, 4 for 24; Toomer, 3 for 37; Boss, 1 for 18; Moss, 1 for 13; Jacobs, 1 for 10; Droughns, 1 for 5.

	1	2	3	4	Final
Redskins.....	7	3	3	10	23
Cowboys.....	0	7	7	14	28

Redskins - Cooley 19 pass from Campbell (Suisham kick)  
 Cowboys - Owens 4 pass from Romo (Folk kick)  
 Redskins - FG Suisham 45  
 Cowboys - Owens 45 pass from Romo (Folk kick)  
 Redskins - FG Suisham 39  
 Cowboys - Owens 46 pass from Romo (Folk kick)  
 Redskins - FG Suisham 44  
 Cowboys - Owens 52 pass from Romo (Folk kick)  
 Redskins - Moss 5 pass from Campbell (Suisham kick)

	Redskins	Cowboys
First Downs.....	28	19
Total Net Yards.....	423	359
Net Yards Rushing.....	62	72
Net Yards Passing.....	361	287
Passes.....	55-34	32-22
Sacked/Yards.....	1/6	1/6
Passes Intercepted By.....	1	1
Punts-Average.....	2-43.0	4-48.8
Fumbles-Lost.....	1-1	2-0
Penalties-Yards.....	3-71	7-58
Time of Possession.....	29:45	30:15

### Rushing

Redskins - Portis, 12 for 36; Campbell, 2 for 18; Betts, 2 for 8; Randle-EI, 1 for 0.

Cowboys - Barber, 15 for 43; J. Jones, 9 for 27; Romo, 1 for 2.

### Passing

Redskins - Campbell, 22-of-32, 348 yards, 2 TD, 1 INT; Randle-EI, 1-of-1, 19 yards.

Cowboys - Romo, 22-of-32, 293 yards, 4 TD, 1 INT.

### Receiving

Redskins - Moss, 9 for 121, 1 TD; Cooley, 8 for 89, 1 TD; Randle-EI, 7 for 53; McCordell, 5 for 76; Sellers, 2 for 13; Portis, 2 for 9; Betts, 1 for 6.

Cowboys - Owens, 8 for 173, 4 TD; Witten, 8 for 67; Hurd, 2 for 28; Crayton, 2 for 16; Barber, 1 for 7; Hoyte, 1 for 2.

## Dallas 34, N.Y. Jets 3

Texas Stadium, November 22, 2007

Attendance: 63,315

The Dallas Cowboys defeated the N.Y. Jets 34-3 on Thanksgiving Day to improve to 10-1 on the season for the first time in team history. The Cowboys took the opening kickoff and a quick 7-0 lead on a Marion Barber seven-yard touchdown run. The kickoff coverage unit forced a Leon Washington fumble recovered by Courtney Brown to set Dallas up at the Jets 35. Tony Romo overthrew Terrell Owens on the next play and was intercepted by Kerry Rhodes. The teams traded punts to end the first quarter.

The Cowboys scored to open the second quarter with a Romo-to-Jason Witten 25-yard touchdown toss and a 14-0 lead. Each team punted again before Terence Newman stepped in front of a Kellen Clemens pass and returned the theft 50-yards for his first NFL interception return for a touchdown. The Jets got on the board at the end of the half with a 40-yard Mike Nugent field goal.

Nick Folk and the Cowboys added three points in the third quarter with a 46-yard field goal to stake a 24-3 advantage.

Folk connected from 27 yards out to start the fourth period. After the defense forced a punt - Romo found Owens for a 22-yard touchdown and a 34-3 lead. Romo tied Danny White's club record 29 touchdown passes in a single-season with two scoring tosses in the game. Owens's touchdown reception gave him 13 on the year which tied his season total from last season and tied the second-most touchdowns in a single-season in club history - trailing Frank Clarke's record (14) set in 1962.

	1	2	3	4	Final
Jets	0	3	0	0	3
Cowboys	7	14	3	10	34

Cowboys - Barber 7 run (Folk kick)  
 Cowboys - Witten 25 pass from Romo (Folk kick)  
 Cowboys - Newman 50 interception return (Folk kick)  
 Jets - FG Nugent 40  
 Cowboys - FG Folk 46  
 Cowboys - FG Folk 27  
 Cowboys - Owens 22 pass from Romo (Folk kick)

	Jets	Cowboys
First Downs	9	21
Total Net Yards	180	344
Net Yards Rushing	60	174
Net Yards Passing	120	170
Passes	27-12	28-21
Sacked/Yards	3/22	3/25
Passes Intercepted By	1	1
Punts-Average	8-46.1	5-45.0
Fumbles-Lost	2-1	1-0
Penalties-Yards	4-30	2-10
Time of Possession	22:08	37:52

### Rushing

Jets - T. Jones, 17 for 40; Washington, 2 for 14; Clemens, 2 for 6.  
 Cowboys - Barber, 18 for 103, 1 TD; J. Jones, 14 for 64; Romo, 2 for 7.

### Passing

Jets - Clemens, 12-of-27, 142 yards, 1 TD.  
 Cowboys - Romo, 21-of-28, 195 yards, 2 TD, 1 INT.

### Receiving

Jets - Baker, 3 for 36; Cotchery, 2 for 43; McCareins, 2 for 29; T. Jones, 2 for 17; B. Smith, 2 for 12; Washington, 1 for 5.  
 Cowboys - Owens, 6 for 65, 1 TD; Witten, 4 for 54, 1 TD; J. Jones, 4 for 26; Barber, 4 for 12; Austin, 2 for 30; Hurd, 1 for 8.

## Dallas 37, Green Bay 27

Texas Stadium, November 29, 2007

Attendance: 64,167

The Dallas Cowboys earned a playoff berth with a 37-27 win over the Green Bay Packers. The Packers struck first as Mason Crosby netted a 47-yard field goal. Dallas countered with a 26-yard Nick Folk field goal. After a Packers punt, Folk hit a 51-yarder to give Dallas a 6-3 edge. Tony Romo hit Patrick Crayton for a three-yard touchdown reception after Ken Hamlin picked off a Brett Favre pass. The Packers quickly answered when Ryan Grant ripped off a 62-yard touchdown run to cut the lead to 13-10 as the first quarter came to a close.

To open the second quarter, Romo found Anthony Fasano open for his first career touchdown reception from 26 yards out, giving Dallas a 20-10. Terence Newman picked off a Favre pass that led to a 10-yard Terrell Owens touchdown grab from Romo, putting Dallas up 27-10. Aaron Rodgers took the field in place of an injured Favre and led Green Bay to a late second quarter touchdown, connecting with Greg Jennings for an 11-yard touchdown pass before the half.

The Packers chipped away at the Dallas lead, as Grant scored on a one-yard touchdown plunge to cut the deficit to 27-24.

Romo hooked up with Crayton from four yards out to nudge Dallas to a 34-24 lead in the fourth quarter. Green Bay's Crosby converted a 52-yard field goal, but Dallas sealed the game with Folk's third field goal of the day - this on 25 yards. Romo's three-yard touchdown pass in the first quarter established a team record for touchdown passes in a season, snapping a tie with Danny White who held the previous club record of 29 from 1983.

	1	2	3	4	Final
Packers	10	7	7	3	27
Cowboys	13	14	0	10	37

Packers - FG Crosby 47  
 Cowboys - FG Folk 26  
 Cowboys - FG Folk 51  
 Cowboys - Crayton 3 pass from Romo (Folk kick)  
 Packers - Grant 62 run (Crosby kick)  
 Cowboys - Fasano 26 pass from Romo (Folk kick)  
 Cowboys - Owens 10 pass from Romo (Folk kick)  
 Packers - Jennings 11 pass from Rodgers (Crosby kick)  
 Packers - Grant 1 run (Crosby kick)  
 Cowboys - Crayton 4 pass from Romo (Folk kick)  
 Packers - FG Crosby 52  
 Cowboys - FG Folk 25

	Packers	Cowboys
First Downs	20	23
Total Net Yards	357	414
Net Yards Rushing	124	105
Net Yards Passing	233	309
Passes	40-23	30-19
Sacked/Yards	3/24	0/0
Passes Intercepted By	1	2
Punts-Average	3-49.7	1-40.0
Fumbles-Lost	0-0	0-0
Penalties-Yards	9-142	10-65
Time of Possession	29:11	30:49

### Rushing

Packers - Grant, 14 for 94, 2 TD; Rodgers, 5 for 30.  
 Cowboys - Barber, 17 for 81; J. Jones, 9 for 26; Romo, 2 for -2.

### Passing

Packers - Rodgers, 18-of-26, 201 yards, 1 TD; Favre, 5-of-14, 56 yards, 2 INT.  
 Cowboys - Romo, 19-of-30, 309 yards, 4 TD, 1 INT.

### Receiving

Packers - Driver, 7 for 66; Jennings, 5 for 87, 1 TD; J. Jones, 3 for 39; Lee, 3 for 30; Robinson, 2 for 16; Martin, 1 for 13; Grant, 1 for 4; Kuhn, 1 for 2.  
 Cowboys - Owens, 7 for 156, 1 TD; Witten, 6 for 67; Crayton, 3 for 42, 2 TD; Fasano, 1 for 26, 1 TD; J. Jones, 1 for 21; Barber, 1 for -3.

## Dallas 28, Detroit 27

Ford Field, December 9, 2007

Attendance: 62,759

The Dallas Cowboys clinched their 16th NFC East title with a 28-27 win over the Detroit Lions.

The Cowboys took the opening drive to the Lions 32-yard line, setting up a 50-yard Nick Folk field goal attempt that missed wide left. Detroit got on the scoreboard first as T.J. Duckett ran for a 32-yard touchdown. The Lions upped their lead to 10-0 on a 19-yard Jason Hanson field goal.

Dallas answered on the ensuing drive when Marion Barber broke free for a 20-yard touchdown run cutting Dallas's deficit to 10-7. The Lions scored on consecutive possessions as Hanson netted another field goal - this time from 36 yards - followed by a two-yard Kevin Jones run to build Detroit's lead to 20-7. With less than two minutes remaining in the first half, the Cowboys offense drove 65 yards in seven plays and capitalized on the drive when Tony Romo lofted an eight-yard pass to Barber to trim the lead to 20-14 heading into halftime.

Jones scored his second touchdown of the day in the third quarter, upping Detroit's lead to 27-14 to provide the only scoring of the quarter.

Barber countered with his third touchdown of the day - a one-yard rushing plunge - that cut the Lions lead to six points, 27-21, in the fourth quarter. A 35-yard field goal attempt by Hanson sailed wide right on the Lions next drive, giving way for the Cowboys attempt to take their first lead of the day. Jason Witten fumbled at the Lions one-yard line, giving the ball back to the Lions with 5:47 remaining. The Dallas defense forced Detroit to punt, and Romo led the Cowboys on an 11-play, 83-yard drive that ended with a game-winning touchdown pass to Witten from 16 yards out with :18 seconds remaining.

## Philadelphia 10, Dallas 6

Texas Stadium, December 16, 2007

Attendance: 63,777

The Dallas Cowboys dropped to 12-2 after a 10-6 loss to the Philadelphia Eagles. Dallas still managed to clinch a first round bye in the playoffs with a loss by the Seattle Seahawks. After a scoreless first quarter, the Cowboys put the first points on the board in the second quarter when Nick Folk connected on a 33-yard field goal. Philadelphia countered in the waning minutes of the first half as Donovan McNabb drove the Eagles down to the Dallas one-yard line and hit Reggie Brown for a touchdown to put Philadelphia up 7-3 heading into halftime.

Folk would help trim the Eagles lead to 7-6 after hitting his second field goal of the day - a 23-yarder - to provide the only scoring by either team in the third quarter.

Philadelphia answered to open the fourth quarter, as David Akers connected on a 21-yard field goal to extend the Eagles lead to 10-6. Following the Eagles score, both teams traded two punts each until Dallas reclaimed the ball with 7:43 remaining in the game. After starting the drive from their own 12-yard line, Tony Romo led the Cowboys to their own 42-yard line where Romo hit Jason Witten for four yards on a fourth-and-two to give Dallas a fresh set of downs. However, on the next two plays Romo was sacked and then threw an interception to Brian Dawkins, allowing Philadelphia to reclaim possession with 2:50 remaining. After a successful 29-yard pass by McNabb to Brent Celek on third-and-nine, Brian Westbrook ran 24 yards on the next play and stopped at the one-yard line as the Eagles ran out the clock for the final 10-6 margin.

	1	2	3	4	Final
Cowboys.....	0	14	0	14	28
Lions.....	10	10	7	0	27

Lions	- Duckett 32 run (Hanson kick)
Lions	- FG Hanson 19
Cowboys	- Barber 20 run (Folk kick)
Lions	- FG Hanson 36
Lions	- K. Jones 2 run (Hanson kick)
Cowboys	- Barber 8 pass from Romo (Folk kick)
Lions	- K. Jones 3 run (Hanson kick)
Cowboys	- Barber 1 run (Folk kick)
Cowboys	- Witten 16 pass from Romo (Folk kick)

	Cowboys	Lions
First Downs.....	25	25
Total Net Yards.....	368	390
Net Yards Rushing.....	87	152
Net Yards Passing.....	281	238
Passes.....	44-35	36-22
Sacked/Yards.....	3/21	1/10
Passes Intercepted By.....	0	0
Punts-Average.....	3-44.0	3-52.0
Fumbles-Lost.....	3-1	1-0
Penalties-Yards.....	3-23	7-35
Time of Possession.....	27:35	32:25

### Rushing

Cowboys - Barber, 7 for 43, 2 TD; J. Jones, 8 for 29, Romo, 1 for 15.  
Lions - K. Jones, 23 for 92, 2 TD; Duckett, 9 for 60, 1 TD.

### Passing

Cowboys - Romo, 35-of-44, 302 yards, 2 TD.  
Lions - Kitna, 22-of-36, 248 yards.

### Receiving

Cowboys - Witten, 15 for 138, 1 TD; Barber, 10 for 61, 1 TD; Crayton, 3 for 46; Owens, 3 for 21; Hurd, 2 for 23; J. Jones, 2 for 13.

Lions - McDonald, 8 for 96; Johnson, 5 for 51; McHugh, 3 for 60; Furrey, 2 for 15; Middleton, 2 for 12; K. Jones, 1 for 10; Cason, 1 for 4.

	1	2	3	4	Final
Eagles.....	0	7	0	3	10
Cowboys.....	0	3	3	0	6

Cowboys	- FG Folk 33
Eagles	- Brown 1 pass from McNabb (Akers kick)
Cowboys	- FG Folk 23
Eagles	- FG Akers 21

	Eagles	Cowboys
First Downs.....	20	11
Total Net Yards.....	315	240
Net Yards Rushing.....	134	53
Net Yards Passing.....	181	187
Passes.....	41-23	36-13
Sacked/Yards.....	4/27	4/27
Passes Intercepted By.....	3	0
Punts-Average.....	8-39.1	7-50.1
Fumbles-Lost.....	3-1	2-0
Penalties-Yards.....	4-35	6-45
Time of Possession.....	33:57	26:03

### Rushing

Eagles - Westbrook, 18 for 81; McNabb, 9 for 53.  
Cowboys - Barber, 7 for 32; Romo, 2 for 15; J. Jones, 6 for 6.

### Passing

Eagles - McNabb, 23-of-41, 208 yards, 1 TD.  
Cowboys - Romo, 13-of-36, 214 yards, 3 INT.

### Receiving

Eagles - Westbrook, 9 for 63; Curtis, 5 for 40; Brown, 4 for 35, 1 TD; Celek, 3 for 50; Baskett, 1 for 11; Tapeh, 1 for 9.

Cowboys - Witten, 8 for 113; Crayton, 2 for 54; Owens, 2 for 37; Fasano, 1 for 10.

## Dallas 20, Carolina 13

Bank of America Stadium

December 22, 2007, Attendance: 73,860

The Dallas Cowboys claimed their team-record tying 13th win of the season with a 20-13 victory at the Carolina Panthers.

Dallas took the opening possession 39 yards before being forced to punt. Carolina then punted five plays later. Tony Romo led Dallas on a 13-play, 70-yard drive that was capped off by a 10-yard Terrell Owens touchdown catch. The Dallas defense forced a three-and-out to end the first quarter.

Dallas was forced to punt to open the second quarter before a Carolina punt. The Cowboys extended their lead to 14-0 when Marion Barber rushed in from five yards out to cap off an eight-play, 75-yard drive. Matt Moore got the Panthers on the board with an 11-yard scoring toss to Steve Smith that closed out a three-play, 63-yard drive. Romo drove the Cowboys into field goal range which allowed Nick Folk to convert a 42-yard try, upping Dallas's lead to 17-7. Moore was picked off by Anthony Henry two plays later, setting Dallas up at midfield with 1:32 remaining. The Cowboys were unable to capitalize on the turnover as time expired in the half.

Carolina took the opening possession of the third period 36 yards in 12 plays to set up a 37-yard John Kasay field goal, cutting the Panthers deficit to 17-10. Dallas was forced to punt then returned the favor to close out the third frame.

Romo was picked off by Thomas Davis to start the final quarter. The Panthers were unable to add any points following the turnover, punting three plays later. The Cowboys upped their lead to 20-10 on the heels of a 23-yard Folk field goal. The teams once again traded punts before Carolina tacked on a 25-yard Kasay field goal after driving 60 yards in nine plays. Dallas then ran out the clock on its ensuing possession.

	1	2	3	4	Final
Cowboys.....	7	10	0	3	20
Panthers.....	0	7	3	3	13

- Cowboys - Owens 10 pass from Romo (Folk kick)
- Panthers - Barber 5 run (Folk kick)
- Panthers - S. Smith 11 pass from Moore (Kasay kick)
- Cowboys - FG Folk 42
- Panthers - FG Kasay 37
- Cowboys - FG Folk 23
- Panthers - FG Kasay 25

	Cowboys	Panthers
First Downs.....	25	12
Total Net Yards.....	405	216
Net Yards Rushing.....	148	69
Net Yards Passing.....	257	147
Passes.....	42-28	28-15
Sacked/Yards.....	0/0	5/35
Passes Intercepted By.....	1	1
Punts-Average.....	4-44.0	6-43.0
Fumbles-Lost.....	2-0	0-0
Penalties-Yards.....	5-39	3-15
Time of Possession.....	39:00	21:00

### Rushing

- Cowboys - Barber, 22 for 110, 1 TD; J. Jones, 9 for 25; Romo, 6 for 13.
- Panthers - Williams, 10 for 60; Foster, 4 for 9.

### Passing

- Cowboys - Romo, 28-of-42 for 257 yards, 1 TD, 1 INT.
- Panthers - Moore, 15-of-28 for 182 yards, 1 TD, 1 INT.

### Receiving

- Cowboys - Crayton, 7 for 65; Witten, 6 for 53; Owens, 5 for 48; Hurd, 3 for 50; Barber, 3 for 16; Austin, 2 for 11; Fasano, 1 for 12; J. Jones, 1 for 2.
- Panthers - S. Smith, 9 for 137, 1 TD; Rosario, 1 for 13; Carter, 1 for 10; Foster, 1 for 8; Williams, 1 for 6; Robinson, 1 for 6; Hoover, 1 for 2.

## Washington 27, Dallas 6

FedEx Field, December 30, 2007

Attendance: 90,910

The Dallas Cowboys closed out the season with a 27-6 loss at the Washington Redskins. The Redskins moved the opening possession to the Dallas 37-yard line before having to punt. The Cowboys were held to a three-and-out before Washington got on the board with a 23-yard Clinton Portis touchdown run to cap off a five-play, 73-yard drive. Tony Romo was intercepted by Shawn Springs on Dallas's next offensive play. Washington was unable to capitalize on the turnover after DeMarcus Ware forced a Portis fumble that was recovered by Bradie James. Dallas then punted three plays later.

The Redskins upped their lead to 10-0 on a 46-yard Shaun Suisham field goal to open the second frame. The Cowboys drove to the Washington 10-yard line before a 28-yard Nick Folk field goal attempt sailed wide right. Ware sacked Todd Collins two plays later and forced a fumble that was recovered by Tank Johnson. Dallas got on the board four plays later after Folk drilled a 37-yard field goal. The two teams traded punts before Suisham split the uprights with a 21-yard field goal to give the Redskins a 13-3 lead at the end of the half.

The Cowboys were forced to punt to start the third period before Washington increased its advantage to 20-3 after Portis rushed in from one yard out to cap off a 12-play, 63-yard drive. Dallas was then forced to punt on its final possession of the quarter.

The Redskins punted on the first play of the final frame before Dallas was forced to punt on another three-and-out series. Collins then hit Santana Moss two plays later on a 42-yard touchdown throw to give the Redskins a 27-3 lead. Dallas answered seven plays later with a 30-yard Folk field goal. A Redskins punt was sandwiched between two Dallas punts before Washington took over with 1:25 remaining only to run out the clock to preserve the 27-6 win.

	1	2	3	4	Final
Cowboys.....	0	3	0	3	6
Redskins.....	7	6	7	7	27

- Redskins - Portis 23 run (Suisham kick)
- Redskins - FG Suisham 46
- Cowboys - FG Folk 37
- Redskins - FG Suisham 21
- Redskins - Portis 1 run (Suisham kick)
- Redskins - Moss 42 pass from Collins (Suisham kick)
- Cowboys - FG Folk 30

	Cowboys	Redskins
First Downs.....	7	22
Total Net Yards.....	147	354
Net Yards Rushing.....	1	131
Net Yards Passing.....	146	223
Passes.....	27-14	31-22
Sacked/Yards.....	2/19	3/21
Passes Intercepted By.....	0	1
Punts-Average.....	7-47.4	5-40.4
Fumbles-Lost.....	0-0	3-2
Penalties-Yards.....	5-37	5-37
Time of Possession.....	22:52	37:08

### Rushing

- Cowboys - J. Jones, 8 for 7; Thompson, 1 for 0; B. Johnson, 1 for 0; Barber, 6 for -6.
- Redskins - Portis, 25 for 104, 2 TD; Betts, 10 for 29; Collins, 2 for -2.

### Passing

- Cowboys - Romo, seven-of-16, 86 yards, 1 INT; Johnson, seven-of-11, 79 yards.
- Redskins - Collins, 22-of-31, 244 yards, 1 TD.

### Receiving

- Cowboys - Hurd, 3 for 64; Fasano, 3 for 15; Witten, 2 for 24; J. Jones, 2 for 12; Crayton, 2 for 8; Austin, 1 for 35; Barber, 1 for 7.
- Redskins - Moss, 8 for 115, 1 TD; Cooley, 5 for 42; Portis, 4 for 27; Randle-El, 3 for 26; Caldwell, 2 for 34.

# NFC Divisional Playoff Game

**N. Y. Giants 21, Dallas 17**

Texas Stadium, January 13, 2008

Attendance: 63,660

The Dallas Cowboys saw their season come to a close with a 21-17 loss to the N.Y. Giants in the NFC Divisional Playoff Game. The Giants took an early lead on their opening drive when Eli Manning hit Amari Toomer on a 13-yard toss that Toomer turned into a 52-yard touchdown catch-and-run. Dallas punted on its first possession before forcing a New York punt.

The Cowboys tied the game on the first play of the second quarter with a five-yard Tony Romo-to-Terrell Owens touchdown toss that capped off a nine-play, 96-yard drive. The Giants were forced to punt on their next possession before Dallas took a 14-7 lead. Marion Barber closed out a 20-play, 90-yard drive that ate 10:28 of the second quarter with a one-yard scoring plunge. The Giants regained possession with 0:47 remaining in the half and drove to the Dallas four-yard line - aided by a 15-yard face mask penalty - to knot the game at 14-14 with a four-yard Toomer scoring catch from Manning.

Romo guided the Cowboys on a 14-play, 62-yard drive to open the second quarter that was capped off by a 34-yard Nick Folk field goal. New York managed a first down before punting. Dallas was forced to punt after four plays. R.W. McQuarters returned the Dallas punt 25 yards to the Cowboys 37-yard line.

McQuarters's return helped setup a Brandon Jacobs one-yard touchdown run to open the final frame. The teams then each punted two times before Dallas took over at the Giants 48-yard line with 1:50 remaining. On a last-ditch effort to score the game-winning touchdown with 0:16 left, Romo's pass intended for Terry Glenn in the end zone was intercepted by McQuarters. Manning then took a knee to run out the clock.

	1	2	3	4	Final
Giants	7	7	0	7	21
Cowboys	0	14	3	0	17

Giants - Toomer 52 pass from Manning (Tynes kick)  
 Cowboys - Owens 5 pass from Romo (Folk kick)  
 Cowboys - Barber 1 run (Folk kick)  
 Giants - Toomer 4 pass from Manning (Tynes kick)  
 Cowboys - FG Folk 34  
 Giants - Jacobs 1 run (Tynes kick)

	Giants	Cowboys
First Downs	16	23
Total Net Yards	230	336
Net Yards Rushing	90	154
Net Yards Passing	140	182
Passes	18-12	36-18
Sacked/Yards	3/23	2/19
Passes Intercepted By	1	0
Punts-Average	5-42.8	4-47.3
Fumbles-Lost	0-0	1-0
Penalties-Yards	3-25	11-84
Time of Possession	23:30	36:30

## Rushing

Giants - Jacobs, 14 for 54, 1 TD; Bradshaw, 6 for 34; Manning, 3 for 2.

Cowboys - Barber, 27 for 129, 1 TD; Romo, 3 for 17; J. Jones, 3 for 8.

## Passing

Giants - Manning, 12-of-18 for 163 yards, 2 TD.

Cowboys - Romo, 18-of-36 for 201 yards, 1 TD, 1 INT.

## Receiving

Giants - Toomer, 4 for 80, 2 TD; S. Smith, 4 for 48; Boss, 1 for 19; Bradshaw, 1 for 6; Burress, 1 for 5; Jacobs, 1 for 5.


Cowboys - Witten, 7 for 81; Owens, 4 for 49, 1 TD; Crayton, 3 for 27; Glenn, 2 for 30; Barber, 1 for 9; Fasano, 1 for 5.



Marion Barber rushed for 101 of his team-high 129 yards in the first half against the N.Y. Giants, including a 36-yard run, the sixth-longest in Cowboys' playoff history.







**THE  
RECORDS**

# Cowboys All-Time Leaders

## RUSHING (yards)

Player	Att.	Yards	Avg.	Long	TD
1. Smith, Emmitt (1990-2002)	4,052	17,162	4.2	75t	153
2. Dorsett, Tony (1977-87)	2,755	12,036	4.4	99t	72
3. Perkins, Don (1961-68)	1,500	6,217	4.2	59	42
4. Hill, Calvin (1969-74)	1,166	5,009	4.3	55	39
5. Newhouse, Robert (1972-83)	1,160	4,784	4.1	54	31
6. Garrison, Walt (1966-74)	899	3,886	4.3	41	30
7. Walker, Herschel (1986-89, 1996-97)	818	3,491	4.3	84t	27
8. Jones, Julius (2004-07)	885	3,484	3.9	77t	18
9. Staubach, Roger (1969-79)	410	2,264	5.5	33t	20
10. Springs, Ron (1979-84)	604	2,180	3.6	46t	28
11. Barber, Marion (2005-07)	477	2,167	4.5	54	29
12. Marsh, Amos (1961-64)	427	2,065	4.8	71	14
13. Reeves, Dan (1965-72)	535	1,990	3.7	67t	25
14. Hambrick, Troy (2000-03)	473	1,896	4.0	80	8
15. Thomas, Duane (1970-71)	326	1,596	4.9	56t	16

## RECEIVING (yards)

Player	Rec.	Yards	Avg.	Long	TD
1. Irvin, Michael (1988-99)	750	11,904	15.9	87t	65
2. Hill, Tony (1977-86)	479	7,988	16.7	75t	51
3. Pearson, Drew (1973-83)	489	7,822	16.0	67t	48
4. Hayes, Bob (1965-74)	365	7,295	20.0	95t	71
5. Clarke, Frank (1960-67)	281	5,214	18.6	80t	50
6. Witten, Jason (2003-07)	348	3,983	11.4	53	21
7. Cosbie, Doug (1979-88)	300	3,728	12.4	61t	30
8. Novacek, Jay (1990-96)	339	3,576	10.5	49t	22
9. DuPree, Billy Joe (1973-83)	267	3,565	13.4	20	41
10. Rentzel, Lance (1967-70)	183	3,521	19.2	14	31
11. Dorsett, Tony (1977-87)	382	3,432	9.0	91t	13
12. Glenn, Terry (2003-07)	208	3,337	16.0	47	20
13. Martin, Kelvin (1987-92, 1996)	237	3,083	13.0	11	9
14. Smith, Emmitt (1990-2002)	486	3,012	6.2	86t	11
15. Walker, Herschel (1986-89, 1996-97)	232	2,556	11.0	84t	8

## RUSHING-RECEIVING (yards)

Player	Rushing	Receiving	Total
1. Smith, Emmitt (1990-2002)	17,162	3,012	20,174
2. Dorsett, Tony (1977-87)	12,036	3,432	15,468
3. Irvin, Michael (1988-99)	6	11,904	11,910
4. Hill, Tony (1977-86)	90	7,988	8,078
5. Pearson, Drew (1973-83)	190	7,822	8,012
6. Perkins, Don (1961-68)	6,217	1,310	7,527
7. Hayes, Bob (1965-74)	70	7,295	7,365
8. Hill, Calvin (1969-74)	5,009	1,359	6,368
9. Walker, Herschel (1986-89, 1996-97)	3,491	2,556	6,047
10. Newhouse, Robert (1972-83)	4,784	956	5,740

## PASSING (Min. 1500 att.)

Player	Att.	Comp.	Pct.	Yards	TD	Long	Int.	Rating
1. Staubach, Roger (1969-79)	2,958	1,685	57.0	22,700	153	91t	109	83.4
2. White, Danny (1976-88)	2,950	1,761	59.7	21,959	155	80t	132	81.7
3. Aikman, Troy (1989-2000)	4,715	2,898	61.5	32,942	165	90t	141	81.6
4. Meredith, Don (1960-68)	2,308	1,170	50.7	17,199	135	95t	111	74.7

### SCORING

Player	TD	PAT	2PT	FG	TP
1. Smith, Emmitt (1990-2002)	164	-	1	-	986
2. Septien, Rafael (1978-86)	-	388	-	162	874
3. Dorsett, Tony (1977-87)	86	-	-	-	516
4. Hayes, Bob (1965-74)	76	-	-	-	456
5. Irvin, Michael (1988-99)	65	-	1	-	392
6. Clark, Mike (1968-71, 73)	-	180	-	69	386
7. Boniol, Chris (1994-96)	-	118	-	81	361
8. Cunningham, Richie (1997-99)	-	95	-	75	320
9. Fritsch, Toni (1971-73, 75)	-	119	-	66	317
10. Clarke, Frank (1960-67)	51	-	-	-	306
Hill, Tony (1977-86)	51	-	-	-	306

### FIELD GOALS (Min. 100 made)

Player	Att.	Made	Pct.	Long
1. Septien, Rafael (1978-86)	226	162	.717	53

### PUNTING (Min. 300)

Player	No.	Yds.	Avg.	TB	IN20	Long	Blk.	Net
1. Gowin, Toby (1997-99, 2003)	338	14,099	41.7	41	106	72	1	35.5
2. Saxon, Mike (1985-92)	591	24,542	41.5	68	166	64	4	34.8
3. White, Danny (1976-88)	612	24,571	40.1	74	144	73	5	34.1

### INTERCEPTIONS

Player	No.	Yards	Avg.	Long	TD
1. Renfro, Mel (1964-77)	52	626	12.0	90t	3
2. Walls, Everson (1981-89)	44	391	8.9	37t	0
3. Waters, Charlie (1970-78, 80-81)	41	584	14.2	56t	2
4. Thurman, Dennis (1978-85)	36	562	15.6	96t	4
5. Downs, Michael (1981-88)	34	433	12.7	31t	1
Green, Cornell (1962-74)	34	552	16.2	59t	2
7. Jordan, Lee Roy (1963-76)	32	472	14.8	49t	3
8. Harris, Cliff (1970-79)	29	281	9.7	60t	1
9. Howley, Chuck (1961-73)	24	395	16.5	58t	2
10. Woodson, Darren (1992-2003)	23	271	11.8	94t	2
11. Bishop, Don (1960-65)	22	364	16.5	57	0
12. Gaechter, Mike (1962-69)	21	420	20.0	100t	1
13. Williams, Roy (2002-07)	19	307	16.2	86t	3
Smith, Kevin (1992-99)	19	190	10.0	32t	1
15. Fellows, Ron (1981-86)	17	240	14.1	58t	2

### SACK LEADERS

Player	No.	Player	No.
1. Martin, Harvey (1973-83)	114.0	9. Cole, Larry (1968-80)	60.0
2. White, Randy (1975-88)	111.0	10. Tolbert, Tony (1989-97)	59.0
3. Jones, Ed (1974-78, 1980-89)	106.0	11. Ware, DeMarcus (2005-07)	33.5
4. Andrie, George (1962-72)	97.0	12. Toomay, Pat (1970-74)	31.5
5. Pugh, Jethro (1965-78)	95.5	13. Dutton, John (1979-86)	26.5
6. Jeffcoat, Jim (1983-94)	94.5	14. Howley, Chuck (1961-73)	26.0
7. Lilly, Bob (1961-74)	94.0	15. Gregory, Bill (1971-77)	22.5
8. Ellis, Greg (1998-07)	69.0		

\*Sacks did not become an official stat until 1982.

**PUNT RETURNS (Min. 75 returns)**

Player	No.	Yards	Avg.	Long	TD
1. Sanders, Deion (1995-99).....	89	1,184	13.3	83t	4
2. Hayes, Bob (1965-74).....	104	1,158	11.1	90	3
3. Martin, Kelvin (1987-92, 1996).....	179	1,803	10.1	85t	3
4. Williams, Kevin (1993-96).....	95	913	9.6	83t	3
5. Johnson, Butch (1976-83).....	146	1,313	9.0	55	0
6. Jones, James (1980-82, 1984-85).....	87	736	8.5	52	0
7. Renfro, Mel (1964-77).....	109	842	7.7	69	1

**KICKOFF RETURNS (Min. 75 returns)**

Player	No.	Yards	Avg.	Long	TD
1. Renfro, Mel (1964-77).....	85	2,246	26.4	100t	2
2. Walker, Herschel (1986-89, 1996-97).....	77	1,946	25.3	89	0
3. Swinton, Reggie (2001-03).....	84	2,024	24.1	100t	1
4. Williams, Kevin (1993-96).....	144	3,416	23.7	87t	1
5. Johnson, Butch (1976-83).....	79	1,832	23.2	74	0
6. Dixon, James (1989-91).....	101	2,315	22.9	97t	1
7. Clack, Darryl (1986-89).....	83	1,802	21.7	51	0

**COMBINED YARDAGE**

Player	Total	Rush	Rec	Int. Ret.	Punt Ret.	Kick Ret.	Fum. Ret.
1. Smith, Emmitt (1990-2002).....	20,174	17,162	3,012	0	0	0	0
2. Dorsett, Tony (1977-87).....	15,501	12,036	3,432	0	0	0	33
3. Irvin, Michael (1988-99).....	11,910	6	11,904	0	0	0	0
4. Hayes, Bob (1965-74).....	9,104	70	7,295	0	1,158	581	0
5. Hill, Tony (1977-86).....	8,436	84	7,988	0	268	96	0
6. Pearson, Drew (1973-83).....	8,180	190	7,822	0	13	155	0
7. Perkins, Don (1961-68).....	8,005	6,217	1,310	0	8	443	0
8. Walker, Herschel (1986-89, 1996-97).....	7,993	3,491	2,556	0	0	1,946	0



After three seasons with the Cowboys, **Herschel Walker** was traded to Minnesota in 1989, but returned to the team in 1996-97 where he set clubs records in kickoff returns.

# COWBOYS OFFENSE YEAR-BY-YEAR

YEAR	1ST DOWNS				NET OFFENSE YDS-PLY	RUSHING YDS-ATT	NET	SACKS	PASSING GROSS	ATT	COMP	INT	PENALTIES NO-YDS	FUMBLES NO-LOST	TDs	POINTS	NFC RANK TOT-RU-PA	NFL RANK TOT-RU-PA
	TOTAL	RUSH	PASS	PEN														
1960	180	57	105	18	3,153-698	1,049-311	2,104	33/284	2,388	354	163	33	62-600	21-17	23	177		12-13-5
1961	239	100	130	9	4,480-863	1,819-414	2,661	27/257	1,819	422	215	27	47-427	46-21	29	236		8-10-6
1962	246	101	136	9	4,912-843	2,040-434	2,872	29/243	3,115	380	200	17	62-639	32-19	51	398		2-3-7
1963	248	105	132	11	4,263-839	1,795-420	2,468	44/231	2,799	375	200	21	67-627	29-15	40	305		9-6-9
1964	230	89	119	22	3,704-893	1,691-421	2,031	68/503	2,516	404	192	24	97-952	39-19	30	250		14-8-13
1965	211	87	108	16	3,995-833	1,608-416	2,387	55/369	2,756	362	168	18	78-710	31-17	40	325		10-8-9
1966	287	124	139	24	5,145-926	2,122-471	3,023	42/308	3,331	413	214	14	83-824	23-10	56	445		1-2-1
1967	261	109	141	11	4,699-936	1,900-477	2,799	42/294	3,093	417	210	28	81-785	25-13	45	342		5-5-6
1968	297	135	143	19	5,117-913	2,071-480	3,026	34/269	3,295	399	217	18	77-751	21-15	54	431		1-2-1
1969	275	133	125	17	5,122-931	2,276-532	2,846	44/366	3,212	355	189	18	81-840	28-12	44	369		1-1-4
1970	229	119	95	15	4,449-858	2,300-522	2,149	39/296	2,445	297	149	16	87-934	29-12	35	299	2-1-9	3-1-16
1971	288	135	144	9	5,035-905	2,249-512	2,786	32/251	3,037	361	206	14	94-952	30-21	50	406	1-2-1	1-3-1
1972	256	118	126	12	4,466-897	2,124-499	2,342	31/238	2,580	367	196	23	90-841	27-15	36	319	2-4-5	6-9-8
1973	281	139	127	15	4,751-906	2,418-542	2,333	43/269	2,602	321	192	16	83-762	25-12	46	382	3-2-6	4-5-7
1974	295	147	129	19	4,983-974	2,454-542	2,529	47/327	2,856	385	206	15	86-703	31-16	38	297	1-1-3	1-1-3
1975	288	132	142	14	5,025-986	2,432-571	2,593	39/242	2,835	376	207	17	94-715	25-18	41	350	1-1-3	3-5-4
1976	269	111	140	18	4,884-958	2,147-538	2,737	30/230	2,967	390	222	13	94-761	26-16	34	296	2-6-2	4-12-5
1977	272	118	136	18	4,812-969	2,369-564	2,443	33/246	2,689	372	215	10	106-865	26-14	42	345	1-3-2	1-4-4
1978	342	146	167	29	5,959-1,107	2,783-625	3,176	33/229	3,405	449	251	17	96-816	36-18	48	384	1-1-2	2-3-3
1979	339	122	195	22	5,968-1,122	2,375-578	3,593	41/290	3,883	503	287	13	100-845	33-21	45	371	1-7-2	2-10-4
1980	337	143	171	23	5,468-1,075	2,346-594	3,104	31/252	3,356	449	265	25	107-908	27-14	60	454	5-5-9	9-6-14
1981	321	137	158	26	5,880-1,100	2,711-630	3,169	31/245	3,414	439	241	15	103-839	45-20	40	367	2-2-7	5-2-15
1982	180	70	99	11	3,199-579	1,313-296	1,886	25/264	2,150	258	160	14	42-304	29-12	28	226	2-1-6	5-5-9

209

SIDELINES

HISTORY

PLAYOFF  
RECORDS

OFFENSE  
YEAR-BY-YEAR

2007 SEASON

PLAYERS

STAFF

## SIDELINES

## HISTORY

PLAYOFF  
RECORDSOFFENSE  
YEAR-BY-YEAR

## 2007 SEASON

## PLAYERS

## STAFF

YEAR	HISTORY				NET OFFENSE YDS-PLYS	RUSHING YDS-ATT	OFFENSE YEAR-BY-YEAR				2007 SEASON				PLAYERS		STAFF	
	TOTAL	1ST DOWNS RUSH	PASS	PEN			NET	SACKS	PASSING GROSS	ATT	COMP	INT	PENALTIES NO-YDS	FUMBLES NO-LOST	TDs	POINTS	NFC RANK TOT-RU-PA	NFL RANK TOT-RU-PA
1960	342	109	205	28	5,959-1,110	2,117-519	3,842	37/314	4,156	554	346	25	99-847	30-14	59	479	4-9-2	5-15-4
1984	323	93	202	28	5,320-1,121	1,714-469	3,606	48/389	3,995	604	322	26	100-947	35-17	34	308	7-12-4	11-20-6
1985	336	95	208	33	5,602-1,093	1,741-462	3,861	44/375	4,236	587	344	25	100-759	29-16	43	357	4-9-1	8-17-3
1986	325	96	199	28	5,474-1,054	1,969-447	3,505	60/498	4,003	547	319	24	111-931	44-17	43	346	4-8-4	6-11-12
1987	293	93	176	24	5,056-1,017	1,865-465	3,191	52/403	3,594	500	288	20	131-1,091	30-20	38	340	5-9-5	11-16-11
1988	311	112	175	24	5,483-1,059	1,995-469	3,488	35/239	3,727	555	307	27	141-1,148	22-13	32	265	6-7-5	9-16-7
1989	246	78	145	23	4,294-896	1,409-355	2,885	30/239	3,124	513	266	27	100-771	29-15	25	204	14-12-13	27-24-27
1990	250	88	135	27	4,081-991	1,500-393	2,581	43/317	2,898	475	254	24	98-729	27-9	27	244	14-13-13	28-23-27
1991	304	89	191	24	5,101-971	1,711-433	3,390	38/273	3,663	500	305	12	74-610	23-12	37	342	4-7-5	9-13-8
1992	324	119	183	22	5,606-1,014	2,121-500	3,485	23/112	3,597	491	314	15	91-650	16-9	48	409	2-3-3	4-5-5
1993	322	120	172	30	5,615-994	2,161-490	3,454	29/163	3,617	475	317	6	94-744	33-16	41	376	2-2-3	4-2-7
1994	322	136	160	26	5,321-1,018	1,953-550	3,368	20/93	3,461	448	282	14	100-895	22-10	50	414	4-2-7	8-5-12T
1995	364	141	195	28	5,824-1,007	2,201-495	3,623	18/118	3,741	494	322	10	90-695	24-13	51	435	4-1-9	5-2-13
1996	286	105	163	18	4,763-981	1,641-475	3,122	19/127	3,249	487	307	14	103-832	24-15	27	286	11-8-10	24-18-20
1997	279	82	170	27	4,778-1,015	1,637-423	3,141	39/313	3,454	553	314	12	116-1,058	23-11	29	304	8-11-10	20-20-20
1998	308	125	154	29	5,450-992	2,014-499	3,436	19/110	3,546	474	279	8	128-1,108	18-7	42	381	5-4-5	8-8-9
1999	295	129	139	27	5,178-1,024	2,051-493	3,127	24/151	3,278	507	295	13	136-1,196	22-10	42	352	8-3-12	16-6T-24
2000	276	116	128	32	4,475-943	1,953-463	2,522	35/249	2,771	445	255	21	108-963	31-18	31	294	13-5-15	25-12-28
2001	247	114	110	23	4,402-952	2,184-505	2,218	34/190	2,408	413	210	20	91-744	25-14	26	246	14-2-15	29-3-31
2002	237	87	129	21	4,375-948	1,754-423	2,621	54/399	3,020	471	252	16	105-974	33-18	26	217	15-10-16	30-19-31
2003	286	115	149	22	5,161-1,062	1,999-515	3,162	37/185	3,347	510	294	21	98-837	26-8	31	289	8-8-9	15-12-17
2004	296	101	171	24	5,197-1,004	1,769-449	3,428	36/208	3,636	519	308	23	105-867	26-14	33	293	7-7-9	14-20-15
2005	318	97	177	44	5,202-1,071	1,861-521	3,341	50/298	3,639	500	300	17	99-739	36-14	38	325	7-6-8	13-13-15
2006	336	107	199	32	5,772-1,015	1,936-472	3,836	37/231	4,067	506	310	21	100-939	16-6	52	425	3-6-4	5-13-5
2007	332	83	217	22	5,851-975	1,746-419	4,105	25/185	4,290	531	342	19	104-813	21-5	54	455	2-7-3	3-17-4

# COWBOYS DEFENSE YEAR-BY-YEAR

YEAR	1ST DOWNS				NET OFFENSE YDS-PLY	RUSHING YDS-ATT	NET	SACKS	PASSING GROSS			PENALTIES NO-YDS	FUMBLES NO-LOST	TDs	POINTS	NFC RANK TOT-RU-PA	NFL RANK TOT-RU-PA
	TOTAL	RUSH	PASS	PEN					ATT	COMP	INT						
1960	216	106	97	13	4,372-858	2,242-445	2,130	20/175	2,305	393	159	15	72-671.5	21-11	44	369	13-13-8
1961	254	122	120	12	4,592-787	2,161-439	2,431	22/204	2,635	326	168	25	38-362	30-18	49	380	10-12-7
1962	274	93	166	15	5,184-848	1,510-386	3,674	25/230	3,904	437	233	20	56-569	33-16	52	402	13-4-14
1963	266	114	139	13	5,325-878	2,094-455	3,231	20/161	3,392	403	202	26	52-479	23-11	48	378	13-14-13
1964	211	71	121	19	3,750-860	1,504-438	2,246	45/325	2,571	377	172	18	75-781	26-20	34	289	2-2-4
1965	240	80	138	22	4,192-885	1,444-422	2,748	39/315	3,063	424	205	18	50-483	37-20	33	280	6-2-9
1966	211	64	140	17	3,558-873	1,176-356	2,382	60/420	2,802	457	212	17	63-778	23-14	29	239	2-1-7
1967	236	64	145	27	3,874-866	1,094-339	2,790	45/377	3,167	482	260	29	64-707	28-18	35	268	7-1-11
1968	202	61	123	18	3,633-863	2,071-480	2,438	51/400	2,838	428	220	26	54-657	21-15	23	186	4-1-11
1969	203	52	141	10	3,707-826	1,050-313	2,657	55/452	3,109	458	235	24	58-680	23-11	28	223	3-1-11
1970	205	87	105	13	3,569-855	1,656-415	1,913	41/313	2,226	399	193	24	70-732	25-14	24	221	4-5-3
1971	200	59	125	16	3,468-817	1,144-353	2,324	43/336	2,660	421	209	26	61-647	40-25	25	222	2-1-9
1972	217	81	113	23	3,755-842	1,515-428	2,240	32/268	2,508	382	187	16	59-586	40-17	28	240	4-1-9
1973	208	83	106	19	3,466-827	1,471-435	1,995	40/306	2,301	352	187	18	52-516	44-23	23	203	2-2-8
1974	199	63	110	26	3,463-803	1,344-417	2,529	47/327	2,856	349	178	13	69-657	31-13	28	235	3-2-8
1975	234	100	113	21	3,739-888	1,699-474	2,040	41/288	2,328	373	162	25	63-639	43-19	33	268	3-3-3
1976	246	113	111	22	3,730-919	1,821-484	1,909	44/327	2,236	391	187	16	71-643	32-12	25	194	5-3-5
1977	205	88	94	23	3,213-880	1,651-457	1,562	53/429	1,991	370	154	21	78-731	22-10	26	212	1-1-2
1978	232	83	128	21	4,009-967	1,721-477	2,288	58/442	2,730	432	202	23	95-783	27-13	25	208	2-1-3
1979	259	105	135	19	4,586-978	2,115-500	2,471	43/362	2,883	435	207	13	70-704	20-10	38	313	4-4-3
1980	296	98	160	28	5,279-996	2,069-469	3,205	43/358	3,563	484	231	27	106-989	33-20	38	311	7-7-7
1981	287	107	160	18	5,419-1,021	2,049-468	3,370	42/347	3,717	511	236	37	104-837	43-16	34	277	13-8-13
1982	163	57	95	11	2,753-581	1,011-260	1,742	32/260	2,002	289	152	15	52-431	20-10	17	145	7-7-5

261

SIDELINES

HISTORY

PLAYOFF  
RECORDS

DEFENSE  
YEAR-BY-YEAR

2007 SEASON

PLAYERS

STAFF

## SIDELINES

## HISTORY

PLAYOFF  
RECORDSDEFENSE  
YEAR-BY-YEAR

## 2007 SEASON

## PLAYERS

## STAFF

YEAR	HISTORY				NET OFFENSE YDS-PLYS	RUSHING YDS-ATT	DEFENSE YEAR-BY-YEAR				2007 SEASON			PLAYERS		STAFF		
	TOTAL	1ST DOWNS RUSH	PASS	PEN			NET	SACKS	PASSING GROSS	ATT	COMP	INT	PENALTIES NO-YDS	FUMBLES NO-LOST	TDs	POINTS	NFC RANK TOT-RU-PA	NFL RANK TOT-RU-PA
1983	286	82	181	23	5,427-1,025	1,499-410	3,928	57/437	4,365	558	299	27	100-873	31-21	42	360	10-2-13	17-2T-27
1984	283	106	155	22	5,036-1,094	2,226-510	2,810	57/390	3,200	527	250	28	93-854	35-16	36	308	3-11-3	7-24-5
1985	312	98	193	21	5,608-1,076	1,853-465	3,755	62/459	4,214	549	279	33	108-990	24-15	40	333	11-6-13	20-11-26
1986	286	118	148	20	4,985-1,017	2,200-500	2,785	53/364	3,149	464	226	17	90-817	29-18	41	337	7-11-3	10-23-3
1987	294	85	175	34	5,061-1,012	1,617-459	3,444	51/337	3,781	502	269	23	100-857	29-20	42	348	9-4-13	20-6-27
1988	297	93	180	24	5,414-1,023	1,856-454	3,556	46/327	3,883	523	264	10	92-772	24-9	44	381	12-10-12	20-13-24
1989	321	116	183	22	5,556-1,060	1,991-543	3,565	29/183	3,748	488	301	7	102-723	22-10	44	393	9-10-8	20-18-20
1990	280	109	153	18	4,615-988	1,976-482	2,639	36/292	2,931	470	271	11	104-911	32-19	36	308	4-9-1	10-18-2
1991	299	103	180	16	5,066-963	1,571-400	3,495	23/151	3,646	540	320	12	97-801	23-11	32	310	12-6-13	17-8-23
1992	241	68	147	26	3,933-873	1,244-345	2,689	44/347	3,036	484	263	17	94-727	25-14	29	243	1-1-2	1-1-5
1993	297	94	176	27	4,767-1,012	1,651-423	3,116	34/231	3,347	555	334	14	87-653	22-14	23	229	7-5-7T	10-11-10T
1994	273	86	157	30	4,313-1,006	1,561-437	2,752	47/299	3,051	522	269	22	102-826	15-9	27	248	1-5-1	1-10-1
1995	303	113	165	25	5,044-1,001	1,772-442	3,272	36/219	3,491	523	293	19	112-913	16-6	32	291	4-9-4	9-16-8
1996	260	89	144	27	4,382-958	1,576-437	2,806	37/219	3,025	484	271	19	94-717	26-14	24	250	2-5-2	3-10-2
1997	281	104	139	38	4,516-1,022	1,994-511	2,522	38/195	2,717	473	253	7	99-757	27-12	36	314	2-12-1	2-24-1
1998	276	84	162	30	5,164-988	1,619-401	3,545	34/222	3,767	553	290	14	120-917	23-12	32	275	9-6-12	18-12-22
1999	266	81	154	31	4,840-997	1,442-417	3,398	35/217	3,615	545	297	24	107-862	23-9	28	276	3-3-4	9-6-13
2000	309	137	145	27	5,329-1,021	2,636-538	2,693	25/189	2,882	458	277	16	108-999	23-9	41	361	9-15-2	19-31-3
2001	272	90	160	22	4,599-985	1,710-472	2,889	24/130	3,019	489	287	9	69-634	29-16	37	338	2-6-2	4-13-3
2002	291	90	178	23	5,267-1,079	1,818-481	3,449	24/137	3,586	574	334	19	119-919	23-11	35	325	9-8-10	18-15-19
2003	228	67	127	33	4,056-937	1,425-413	2,631	32/189	2,820	492	239	13	88-763	24-12	28	260	1-1-1	1-3-1
2004	297	88	180	29	5,285-960	1,764-425	3,521	33/197	3,718	502	310	13	104-879	20-9	49	405	7-3-11	16-10-21
2005	256	87	150	19	4,814-946	1,731-414	3,083	37/236	3,319	495	271	15	142-1,015	21-11	35	308	7-8-7	10-15-11
2006	294	88	179	27	5,165-974	1,659-429	3,506	34/223	3,729	511	301	18	93-895	26-13	40	350	6-4-10	13-10-24
2007	304	86	195	23	4,922-1,008	1,513-381	3,409	46/319	3,728	581	342	19	85-785	26-10	36	325	4-3-4	9-6-13



# Cowboys Leaders By Years

## RUSHING

Year	Player	Att.	Yds.	Avg.	Long	TD	NFL/NFC	
							Rank	Rank
1960	Dupre, L.G.	104	362	3.5	18	3		20
1961	*Perkins, Don	200	815	4.1	47	4		6
1962	Perkins, Don	222	945	4.3	35	7		5
1963	Perkins, Don	149	614	4.1	19†	7		10
1964	Perkins, Don	174	768	4.4	59	6		5
1965	Perkins, Don	177	690	3.9	43	0		7
1966	Reeves, Dan	175	757	4.3	67†	8		6
1967	Perkins, Don	201	823	4.1	30	6		6
1968	Perkins, Don	191	836	4.4	28†	4		6
1969	*Hill, Calvin	204	942	4.6	55	8		2
1970	*Thomas, Duane	151	803	5.3	47†	5		8/5
1971	Thomas, Duane	175	793	4.5	56†	11		11/7
1972	Hill, Calvin	245	1,036	4.2	26	6		7/3
1973	Hill, Calvin	273	1,142	4.2	21	6		3/2
1974	Hill, Calvin	185	844	4.6	27	7		8/3
1975	Newhouse, Robert	209	930	4.4	29	2		9/4
1976	Dennison, Doug	153	542	3.5	14	6		35/18
1977	*Dorsett, Tony	208	1,007	4.8	84†	12		9/4
1978	Dorsett, Tony	290	1,325	4.6	63†	7		3/2
1979	Dorsett, Tony	250	1,107	4.4	41	6		11/8
1980	Dorsett, Tony	278	1,185	4.3	56	11		6/6
1981	Dorsett, Tony	342	1,646	4.8	75†	4		2/2
1982	Dorsett, Tony	177	745	4.2	99†	5		2/1
1983	Dorsett, Tony	289	1,321	4.6	77	8		6/5
1984	Dorsett, Tony	302	1,189	3.9	31†	8		7/7
1985	Dorsett, Tony	305	1,307	4.3	60†	7		6/4
1986	Dorsett, Tony	184	748	4.1	33	5		19/11
1987	Walker, Herschel	209	891	4.3	60†	7		6/3
1988	Walker, Herschel	361	1,514	4.2	38	5		2/1
1989	Palmer, Paul	112	446	4.0	63†	2		39/18
1990	*Smith, Emmitt	241	937	3.9	48†	11		10/5
1991	Smith, Emmitt	365	1,563	4.3	75†	12		1/1
1992	Smith, Emmitt	373	1,713	4.6	68†	18		1/1
1993	Smith, Emmitt	283	1,486	5.3	62†	9		1/1
1994	Smith, Emmitt	368	1,484	4.0	46	21		3/2
1995	Smith, Emmitt	377	1,773	4.7	60†	25		1/1
1996	Smith, Emmitt	327	1,204	3.7	42	12		8/4
1997	Smith, Emmitt	261	1,074	4.1	44	4		12/5
1998	Smith, Emmitt	319	1,332	4.2	32	13		5/4
1999	Smith, Emmitt	329	1,397	4.2	63†	11		4/2
2000	Smith, Emmitt	294	1,203	4.1	52	9		13/4
2001	Smith, Emmitt	261	1,021	3.9	44	3		15/7
2002	Smith, Emmitt	254	975	3.8	30†	5		20/8
2003	Hambrick, Troy	275	972	3.5	42	5		19/8
2004	*Jones, Julius	197	819	4.2	53	7		28/14
2005	Jones, Julius	257	993	3.9	51	5		17/8
2006	Jones, Julius	267	1,084	4.1	77†	4		17/10
2007	Barber, Marion	204	975	4.8	54	10		18/8

## PASSING

Year	Player	Att.	Comp.	Pct.	Yds.	TD	Int.	Rating	NFL/NFC	
									Rank	Rank
1960	LeBaron, Eddie	225	111	49.3	1,736	12	25	53.4		8
1961	LeBaron, Eddie	236	120	50.8	1,741	14	16	66.5		9
1962	LeBaron, Eddie	166	95	57.2	1,436	16	9	95.3		3
1963	Meredith, Don	310	167	53.9	2,381	17	18	73.2		10
1964	Meredith, Don	323	158	48.9	2,143	9	16	67.3		15
1965	Meredith, Don	305	141	46.2	2,415	22	13	79.7		8
1966	Meredith, Don	344	177	51.5	2,805	24	12	87.7		4
1967	Meredith, Don	255	128	50.2	1,834	16	16	68.6		8
1968	Meredith, Don	309	171	55.3	2,500	21	12	88.3		2
1969	Morton, Craig	302	162	53.6	2,619	21	15	85.4		5
1970	Morton, Craig	207	102	49.3	1,819	15	7	89.7		5/4
1971	Staubach, Roger	211	126	59.7	1,882	15	4	104.8		1/1
1972	Morton, Craig	339	185	54.6	2,396	15	21	65.9		15/7
1973	Staubach, Roger	286	179	62.6	2,428	23	15	94.6		1/1
1974	Staubach, Roger	360	190	52.8	2,552	11	15	68.5		14/7
1975	Staubach, Roger	348	198	56.9	2,666	17	16	78.6		8/2
1976	Staubach, Roger	369	208	56.4	2,715	14	11	79.9		8/5
1977	Staubach, Roger	361	210	58.2	2,620	18	9	87.1		2/1
1978	Staubach, Roger	413	231	55.9	3,190	25	16	84.9		1/1
1979	Staubach, Roger	461	267	57.9	3,586	27	11	92.4		1/1
1980	White, Danny	436	260	59.6	3,287	28	25	80.8		9/7
1981	White, Danny	391	223	57.0	3,098	22	13	87.5		5/2
1982	White, Danny	247	156	63.2	2,079	16	12	91.1		4/2

\* Rookie

## PASSING (cont.)

Year	Player	Att.	Comp.	Pct.	Yds.	TD	Int.	Rating	NFL/NFC
									Rank
1983	White, Danny	533	334	62.7	3,980	29	23	85.6	9/6
1984	White, Danny	233	126	54.1	1,580	11	11	71.5	22/11
1985	White, Danny	450	267	59.3	3,157	21	17	80.6	9/4
1986	Pelluer, Steve	378	215	56.9	2,727	8	17	67.9	20/9
1987	White, Danny	362	215	59.4	2,617	12	17	73.2	19/9
1988	Pelluer, Steve	435	245	56.3	3,139	17	19	73.9	16/9
1989	*Aikman, Troy	293	155	52.9	1,749	9	18	55.7	27/14
1990	Aikman, Troy	399	226	56.6	2,579	11	18	66.6	27/14
1991	Aikman, Troy	363	237	65.3	2,754	11	10	86.7	6/4
1992	Aikman, Troy	473	302	63.8	3,445	23	14	89.5	3/3
1993	Aikman, Troy	392	271	69.1	3,100	15	6	99.0	2/2
1994	Aikman, Troy	361	233	64.5	2,676	13	12	84.9	6/4
1995	Aikman, Troy	432	280	64.8	3,304	16	7	93.6	3/2
1996	Aikman, Troy	465	296	63.7	3,126	12	13	80.1	12/5
1997	Aikman, Troy	518	292	56.4	3,283	19	12	78.0	17/8
1998	Aikman, Troy	315	187	59.4	2,330	12	5	88.5	8/4
1999	Aikman, Troy	442	263	59.5	2,964	17	12	81.1	14/8
2000	Aikman, Troy	262	156	59.5	1,632	7	14	64.3	32/16
2001	*Carter, Quincy	176	90	51.1	1,072	5	7	63.0	DNQ
2002	*Hutchinson, Chad	250	127	50.8	1,555	7	8	66.3	29/14
2003	Carter, Quincy	505	292	57.8	3,302	17	21	71.4	24/11
2004	Tastaverde, Vinny	495	297	60.0	3,532	17	20	76.4	26/13
2005	Bledsoe, Drew	499	300	60.1	3,639	23	17	83.7	17/8
2006	Romo, Tony	337	220	65.3	2,903	19	13	95.1	5/3
2007	Romo, Tony	520	335	64.4	4,211	36	19	97.4	5/1

## RECEIVING

Year	Player	No.	Yds.	Avg.	Long	TD	NFL/NFC
							Rank
1960	Doran, Jim	31	554	17.9	75t	3	21
1961	Howton, Billy	56	785	14.0	53	4	6
1962	Howton, Billy	49	706	14.4	69t	6	15
1963	Clarke, Frank	43	833	19.4	75t	10	3
1964	Clarke, Frank	65	973	15.0	49	5	3
1965	*Hayes, Bob	46	1,003	21.8	82t	12	13
1966	Hayes, Bob	64	1,232	19.3	95t	13	4
1967	Rentzel, Lance	58	996	17.2	74t	8	6
1968	Rentzel, Lance	54	1,009	18.7	65t	6	3
1969	Rentzel, Lance	43	960	22.3	75t	12	20
1970	Hayes, Bob	34	889	26.1	89t	10	45/26
1971	Garrison, Walt	40	396	9.9	36	1	23/10
1972	Hill, Calvin	43	364	8.5	33t	3	18/9
1973	Hill, Calvin	32	290	9.1	29	0	36/21
1974	Pearson, Drew	62	1,087	17.9	50t	2	3/2
1975	Pearson, Drew	46	822	17.9	46t	8	16/9
1976	Pearson, Drew	58	806	13.9	54	6	4/1
1977	Pearson, Drew	48	870	18.1	67	2	9/3
1978	Pearson, Preston	47	526	11.2	34	0	26/15
1979	Hill, Tony	60	1,062	17.7	75t	10	12/6
1980	Hill, Tony	60	1,055	17.6	58t	8	16/9
1981	Hill, Tony	46	953	20.7	63t	4	47/26
	Springs, Ron	46	359	7.8	32t	2	
1982	Hill, Tony	35	526	15.0	47	1	22/8
1983	Springs, Ron	73	589	8.1	80t	1	9/4
1984	Cosbie, Doug	60	789	13.2	36	4	28/12
1985	Hill, Tony	74	1,113	15.0	53t	7	9/3
1986	Walker, Herschel	76	837	11.0	84t	2	9/4
1987	Walker, Herschel	60	715	11.9	44	1	5/4
1988	Alexander, Ray	54	788	14.6	50t	6	34/21
1989	Martin, Kelvin	46	644	14.0	46	2	53/26
1990	Martin, Kelvin	64	732	11.4	45	0	17/9
1991	Irvin, Michael	93	1,523	16.4	66t	8	2/1
1992	Irvin, Michael	78	1,396	17.9	87t	7	7/4
1993	Irvin, Michael	88	1,330	15.1	61t	7	3/3
1994	Irvin, Michael	79	1,241	15.7	65t	6	13/8
1995	Irvin, Michael	111	1,603	14.4	50	10	5/5
1996	Irvin, Michael	64	962	15.0	61	2	27/15
1997	Irvin, Michael	75	1,180	15.7	55	9	12/7
1998	Irvin, Michael	74	1,057	14.3	51	1	14/6
1999	Ismail, Raghib	80	1,097	13.7	76t	6	12/8
2000	McKnight, James	52	926	17.8	48	2	61/31
2001	Ismail, Raghib	53	834	15.7	80t	2	54/24
2002	Galloway, Joey	61	908	14.9	80t	6	39/18
2003	Anderson, Richie	69	493	7.1	37	4	21/10
2004	Witten, Jason	87	980	11.3	42t	6	11/7
2005	Johnson, Keyshawn	71	839	11.8	34	6	23/9
2006	Owens, Terrell	85	1,180	13.9	56t	13	13/6
2007	Witten, Jason	96	1,145	11.9	53	7	10/3

\* Rookie

PUNTING

Year	Player	No.	Yards	Avg.	TB	IN20	Long	Had Blk	NET	NFL/NFC Rank
1960	Sherer, Dave	57	2,420	42.5	4	15	67	0	39.5	7
1961	* Green, Allen	60	2,236	37.3	3	6	53	1	32.5	14
1962	Baker, Sam	57	2,589	45.4	4	13	72	0	40.7	3
1963	Baker, Sam	71	3,138	44.2	4	13	64	0	40.6	7
1964	* Lothridge, Billy	62	2,501	40.3	5	17	75	0	38.1	15
1965	Villanueva, Danny	60	2,505	41.8	8	11	58	0	37.9	10
1966	Villanueva, Danny	64	2,551	39.9	3	14	58	1	36.7	13
1967	Villanueva, Danny	67	2,707	40.4	4	9	57	0	35.2	9
1968	Widby, Ron	59	2,415	40.9	7	17	84	0	36.4	5
1969	Widby, Ron	63	2,729	43.3	4	9	62	0	37.2	2
1970	Widby, Ron	68	2,847	41.9	6	10	59	1	35.4	10/2
1971	Widby, Ron	55	2,329	42.3	6	8	59	1	35.3	8/3
1972	* Bateman, Marv	51	1,949	38.2	3	4	61	0	36.2	24/13
1973	Bateman, Marv	53	2,290	43.2	5	14	62	2	37.1	11/7
1974	* Carrell, Duane	40	1,591	39.8	5	15	59	0	31.4	11/5
1975	* Hoopes, Mitch	67	2,676	39.9	8	15	55	1	33.2	16/9
1976	White, Danny	70	2,690	38.4	12	13	54	2	30.5	20/9
1977	White, Danny	80	3,171	39.6	10	25	57	1	33.2	12/8
1978	White, Danny	76	3,076	40.5	11	16	56	1	33.1	8/5
1979	White, Danny	76	3,168	41.7	9	21	73	0	36.0	4/2
1980	White, Danny	71	2,903	40.9	11	17	58	0	34.9	10/5
1981	White, Danny	81	3,284	40.8	7	19	60	0	36.0	14/8
1982	White, Danny	37	1,542	41.7	2	6	56	0	37.4	8/5
1983	White, Danny	38	1,543	40.6	3	6	50	1	32.9	DNQ
1984	White, Danny	82	3,151	38.4	8	21	54	0	34.6	28/14
1985	Saxon, Mike	81	3,396	41.9	10	20	57	1	35.5	13/8
1986	Saxon, Mike	86	3,498	40.7	10	28	58	1	34.5	15/9
1987	Saxon, Mike	68	2,685	39.5	5	20	63	0	34.2	20/10
1988	Saxon, Mike	80	3,271	40.9	15	24	55	0	34.2	10/4
1989	Saxon, Mike	79	3,233	40.9	6	19	56	2	34.3	10/6
1990	Saxon, Mike	79	3,413	43.2	8	20	62	0	35.6	4/2
1991	Saxon, Mike	57	2,426	42.6	5	16	64	0	36.8	11/6
1992	Saxon, Mike	61	2,620	43.0	9	19	58	0	33.5	9/5
1993	* Jett, John	56	2,342	41.8	3	22	59	0	37.7	21/10
1994	Jett, John	70	2,935	41.9	4	26	58	0	35.4	14/6
1995	Jett, John	53	2,166	40.9	6	17	58	0	34.5	24/12
1996	Jett, John	74	3,150	42.6	9	22	60	0	36.8	18/8
1997	* Gowin, Toby	86	3,592	41.8	9	26	72	0	35.4	27/13
1998	Gowin, Toby	77	3,342	43.4	14	31	65	1	36.6	17/7
1999	Gowin, Toby	81	3,500	43.2	10	24	64	0	35.1	7/2
2000	* Knorr, Micah	58	2,485	42.8	8	12	60	0	35.8	11/4
2001	Knorr, Micah	78	3,135	40.2	6	25	57	3	31.1	27/15
2002	Knorr, Micah	47	1,928	41.0	4	11	56	0	35.1	21/12
2003	Gowin, Toby	94	3,665	39.0	8	25	59	0	34.9	28/15
2004	McBriar, Mat	75	3,182	42.4	7	22	68	0	35.1	14/7
2005	McBriar, Mat	81	3,439	42.5	9	28	63	0	37.1	20/8
2006	McBriar, Mat	56	2,697	48.2	10	22	75	0	38.6	4/1
2007	McBriar, Mat	63	2,970	47.1	7	17	64	0	38.5	4/3

SCORING

Year	Player	TD	PAT	TWO PT	FG	Tot.	NFL/NFC Rank
1960	Cone, Fred	0	21	-	6	39	27
1961	Clarke, Frank	9	0	-	0	54	22
1962	Baker, Sam	0	50	-	14	92	6
1963	Baker, Sam	0	38	-	9	65	14
1964	* Van Raaphorst, Dick	0	28	-	14	70	13
1965	Villanueva, Danny	0	37	-	16	85	10
1966	Villanueva, Danny	0	56	-	17	107	2
1967	Hayes, Bob	11	0	-	0	66	16
	Reeves, Dan	11	0	-	0	66	
1968	Clark, Mike	0	54	-	17	105	2
1969	Clark, Mike	0	43	-	20	103	2
1970	Clark, Mike	0	35	-	18	89	12/8
1971	Clark, Mike	0	47	-	13	86	13/7
1972	Fritsch, Toni	0	36	-	21	99	7/3
1973	Fritsch, Toni	0	43	-	18	97	11/7
1974	* Herrera, Efren	0	33	-	8	57	26/9
1975	Fritsch, Toni	0	38	-	22	104	3/2
1976	Herrera, Efren	0	34	-	18	88	6/4
1977	Herrera, Efren	0	39	-	18	93	3/2
1978	Septien, Rafael	0	46	-	16	94	5/2
1979	Septien, Rafael	0	40	-	19	97	8/3
1980	Septien, Rafael	0	59	-	11	92	13/6
1981	Septien, Rafael	0	40	-	27	121	1/1
1982	Septien, Rafael	0	28	-	10	58	11/5
1983	Septien, Rafael	0	57	-	22	123	5/5

\* Rookie

STAFF PLAYERS 2007 SEASON LEADERS BY YEARS PLAYOFF RECORDS HISTORY SIDELINES

### SCORING (cont.)

Year	Player	TD	PAT	TWO PT	FG	Tot.	NFL/NFC Rank
1984	Septien, Rafael	0	33	-	23	102	13/6
1985	Septien, Rafael	0	42	-	19	99	17/8
1986	Septien, Rafael	0	43	-	15	88	20/9
1987	Ruzek, Roger	0	26	-	22	92	5/3
1988	Ruzek, Roger	0	27	-	12	63	36/17
1989	Ruzek, Roger	0	14	-	5	29	DNQ
1990	*Willis, Ken	0	26	-	18	80	25/13
1991	Willis, Ken	0	37	-	27	118	3/2
1992	*Elliott, Lin	0	47	-	24	119	4/3
1993	Murray, Eddie	0	38	-	28	122	6/3
1994	Smith, Emmitt	22	0	-	0	132	2/1
1995	Smith, Emmitt	25	0	0	0	150	1/1
1996	Boniol, Chris	0	24	0	32	120	6/4
1997	Cunningham, Richie	0	24	0	34	126	2/1
1998	Cunningham, Richie	0	40	0	29	127	5/3
1999	Smith, Emmitt	13	0	0	0	78	31/15
2000	*Seder, Tim	1	27	0	25	108	14/7
2001	Seder, Tim	1	12	0	11	51	53/23
2002	*Cundiff, Billy	0	25	0	12	61	43/20
2003	Cundiff, Billy	0	30	0	23	99	23/12
2004	Cundiff, Billy	0	31	0	20	91	26/12
2005	Cortez, Jose	0	13	0	12	49	58/28
2006	Barber, Marion	16	0	0	0	96	31/11
2007	*Folk, Nick	0	53	0	26	131	4/2

### FIELD GOALS

Year	Player	Att.	Made	Pct.	Long	NFL/NFC Rank
1960	Cone, Fred	13	6	.462	45	12
1961	Bielski, Dick	9	6	.667	42	13
1962	Baker, Sam	27	14	.519	53	3
1963	Baker, Sam	20	9	.450	53	12
1964	*Van Raaphorst, Dick	29	14	.483	43	8
1965	Villaneuva, Danny	27	16	.593	41	7
1966	Villaneuva, Danny	31	17	.548	37	8
1967	Villaneuva, Danny	23	9	.391	34	14
1968	Clark, Mike	29	17	.586	50	7
1969	Clark, Mike	36	20	.555	47	5
1970	Clark, Mike	27	18	.667	43	7/4
1971	Clark, Mike	25	13	.520	48	19/9
1972	Fritsch, Toni	36	21	.583	54	18/8
1973	Fritsch, Toni	28	18	.643	37	12/4
1974	*Herrera, Efren	13	6	.615	39	11/5
1975	Fritsch, Toni	35	22	.629	43	14/8
1976	Herrera, Efren	23	18	.783	46	1/1
1977	Herrera, Efren	29	18	.621	52	12/1
1978	Septien, Rafael	26	16	.615	48	17/9
1979	Septien, Rafael	29	19	.655	51	9/4
1980	Septien, Rafael	17	11	.647	52	13/7
1981	Septien, Rafael	35	27	.771	47	4/3
1982	Septien, Rafael	14	10	.714	53	13/6
1983	Septien, Rafael	27	22	.815	47	7/3
1984	Septien, Rafael	29	23	.793	52	4/3
1985	Septien, Rafael	28	19	.679	53	18/9
1986	Septien, Rafael	21	15	.714	50	11/5
1987	Ruzek, Roger	25	22	.880	49	2/1
1988	Ruzek, Roger	22	12	.546	50	25/14
1989	Zendejas, Luis	9	5	.556	47	DNQ
1990	*Willis, Ken	25	18	.720	49	17/8
1991	Willis, Ken	39	27	.692	54	21/11
1992	*Elliott, Lin	35	24	.686	53	18/10
1993	Murray, Eddie	33	28	.848	52	5/3
1994	*Boniol, Chris	29	22	.759	47	18/6
1995	Boniol, Chris	28	27	.964	45	1/1
1996	Boniol, Chris	36	32	.889	52	1/2
1997	Cunningham, Richie	37	34	.919	53	2/1
1998	Cunningham, Richie	35	29	.829	54	11/5
1999	Cunningham, Richie	22	12	.545	47	30/15
2000	*Seder, Tim	33	25	.758	48	20/11
2001	Hilbert, Jon	15	11	.733	43	31/15
	Seder, Tim	17	11	.647	46	
2002	*Cundiff, Billy	19	12	.632	48	30/15
2003	Cundiff, Billy	29	23	.793	52	16/6
2004	Cundiff, Billy	26	20	.769	49	25/12
2005	Cortez, Jose	16	12	.750	45	31/15
2006	Vanderjagt, Mike	18	13	.722	50	
2007	*Folk, Nick	31	26	.839	53	20/9

\* Rookie

## KICKOFF RETURNS

Year	Player	No.	Yds.	Avg.	Long	TD	NFL/NFC
							Rank
1960	Franckhauser, Tom	25	509	19.8	46	0	19
1961	*Marsh, Amos	26	667	25.7	79	0	13
1962	Marsh, Amos	29	725	25.0	101t	1	10
1963	*Stiger, Jim	18	432	24.0	66	0	12
1964	Renfro, Mel	40	1,017	25.4	65	0	7
1965	Renfro, Mel	21	630	30.0	100t	1	4
1966	Renfro, Mel	19	487	25.6	87t	1	9
1967	Garrison, Walt	20	366	18.3	36	0	23
1968	Baynham, Craig	23	590	25.7	40	0	7
1969	*Flowers, Richmond	11	283	25.7	30	0	29
1970	*Thomas, Duane	19	416	21.9	33	0	23/10
1971	Harris, Cliff	29	823	28.4	77	0	4/4
1972	Harris, Cliff	26	615	23.7	44	0	23/11
1973	Montgomery, Mike	6	175	29.2	63	0	DNO
1974	*Morgan, Dennis	35	823	23.5	43	0	21/11
1975	Pearson, Preston	16	391	24.4	42	0	13/7
1976	*Johnson, Butch	28	693	24.8	74	0	11/5
1977	Johnson, Butch	22	536	24.4	64	0	9/5
1978	Johnson, Butch	29	603	20.8	56	0	27/12
1979	*Springs, Ron	38	780	20.5	70	0	25/12
1980	*Jones, James	32	720	22.5	41	0	11/6
1981	Jones, James	27	517	19.1	33	0	36/17
1982	Fellows, Ron	16	359	22.4	35	0	16/9
1983	Fellows, Ron	43	855	19.9	53	0	26/12
1984	Allen, Gary	33	666	20.2	34	0	24/11
1985	*Lavette, Robert	34	682	20.1	34	0	27/13
1986	Lavette, Robert	36	699	19.4	37	0	27/12
1987	Clack, Darryl	29	635	21.9	48	0	9/7
1988	Burbage, Cornell	20	448	22.4	53	0	9/2
1989	*Dixon, James	47	1,181	25.1	97t	1	5/2
1990	Dixon, James	36	736	20.4	47	0	13/7
1991	Wright, Alexander	21	514	24.5	102t	1	3/2
1992	Martin, Kelvin	24	503	21.0	59	0	13/10
1993	*Williams, Kevin	31	689	22.2	49	0	8/6
1994	Williams, Kevin	43	1,148	26.7	87t	1	4/3
1995	Williams, Kevin	49	1,108	22.6	43	0	16/6
1996	Walker, Herschel	27	779	28.9	89	0	2/2
1997	Walker, Herschel	50	1,167	23.3	49	0	16/10
1998	Mathis, Kevin	25	621	24.8	42	0	13/6
1999	Tucker, Jason	22	613	27.9	79	0	2/2
2000	Tucker, Jason	51	1,099	21.5	90	0	27/13
2001	Swinton, Reggie	56	1,327	23.7	77	0	9/7
2002	Swinton, Reggie	28	697	24.9	100t	1	10/6
2003	*Smith, Zuriel	23	495	21.5	54	0	26/14
2004	Lee, ReShard	41	964	23.5	62	0	13/7
2005	*Thompson, Tyson	57	1,399	24.5	49	0	9/4
2006	*Austin, Miles	29	753	26.0	37	0	9/3
2007	Austin, Miles	24	612	25.5	60	0	9/4

## PUNT RETURNS

Year	Player	No.	Yds.	Avg.	Long	TD	NFL/NFC
							Rank
1960	Butler, Bill	13	131	10.1	46	0	2
1961	*Marsh, Amos	14	71	5.1	19	0	14
1962	Lockett, J.W.	8	45	5.6	17	0	14
1963	*Stiger, Jim	14	141	10.1	45	0	6
1964	*Renfro, Mel	32	418	13.1	69t	1	3
1965	Renfro, Mel	24	145	6.0	35	0	9
1966	Hayes, Bob	17	106	6.2	18	0	7
1967	Hayes, Bob	24	276	11.5	69t	1	2
1968	Hayes, Bob	15	312	20.8	90t	2	1
1969	Hayes, Bob	18	179	9.9	50	0	3
1970	Hayes, Bob	15	116	7.7	34	0	20/7
1971	Harris, Cliff	17	129	7.6	35	0	11/4
1972	Harris, Cliff	19	78	4.1	21	0	21/11
1973	*Richards, Golden	21	139	6.6	46	0	23/10
1974	*Morgan, Dennis	19	287	15.1	98t	1	3/2
1975	Richards, Golden	28	288	10.3	43t	1	12/5
1976	*Johnson, Butch	45	489	10.9	55	0	8/4
1977	Johnson, Butch	50	423	8.5	38	0	20/7
1978	Johnson, Butch	51	401	7.9	23	0	18/9
1979	*Wilson, Steve	35	236	6.8	13	0	20/7
1980	*Jones, James	54	548	10.1	52	0	5/4
1981	Jones, James	33	188	5.7	17	0	28/14
1982	Fellows, Ron	25	189	7.6	17	0	18/8
1983	Hill, Rod	30	232	7.7	37	0	20/10
1984	Allen, Gary	54	446	8.3	18	0	16/8

\* Rookie

### PUNT RETURNS (cont.)

Year	Player	No.	Yds.	Avg.	Long	TD	NFL/NFC	
							Rank	Rank
1985	Bates, Bill	22	152	6.9	21	0	0	20/8
1986	Banks, Gordon	27	160	5.9	20	0	0	22/11
1987	*Martin, Kelvin	22	216	9.8	38	0	0	12/7
1988	Martin, Kelvin	44	360	8.2	21	0	0	17/7
1989	Shepard, Derrick	24	160	6.7	17	0	0	-
1990	Shepard, Derrick	20	121	6.1	13	0	0	20/13
1992	Martin, Kelvin	42	532	12.7	79t	2	2	2/2
1991	Martin, Kelvin	21	244	11.6	85t	1	1	3/3
1993	*Williams, Kevin	36	381	10.6	64t	2	2	8/3
1994	Williams, Kevin	39	349	8.9	83t	1	1	13/6
1995	Williams, Kevin	18	166	9.2	30	0	0	DNQ
1996	Martin, Kelvin	41	373	9.1	22	0	0	16/7
1997	Sanders, Deion	33	407	12.3	83t	1	1	5/3
1998	Sanders, Deion	24	375	15.6	69t	2	2	1/1
1999	Sanders, Deion	30	344	11.5	76	1	1	7/4
2000	McGarity, Wane	30	353	11.8	64t	2	2	8/3
2001	Swinton, Reggie	31	414	13.4	65t	1	1	3/2
2002	Galloway, Joey	15	181	12.1	71	0	0	DNQ
2003	Galloway, Joey	20	178	8.9	36	0	0	20/8
2004	*Frazier, Lance	24	229	9.5	55	0	0	11/5
2005	Crayton, Patrick	23	166	7.2	25	0	0	19/10
2006	Newman, Terence	20	202	10.1	56t	1	1	12/5
2007	Crayton, Patrick	22	201	9.1	49	0	0	14/5

### INTERCEPTIONS

Year	Player	No.	Yds.	Avg.	Long	TD	NFL/NFC	
							Rank	Rank
1960	Bishop, Don	3	13	4.3	13	0	0	25
	Franchhauser, Tom	3	11	3.7	9	0	0	
1961	Bishop, Don	8	172	21.5	57	0	0	2
1962	Bishop, Don	6	134	22.3	44	0	0	9
1963	Green, Cornell	7	211	30.1	55	0	0	6
1964	*Renfro, Mel	7	110	15.7	39t	1	1	4
1965	Green, Cornell	3	49	16.3	43	0	0	27
	Livingston, Warren	3	5	1.7	5	0	0	
	*Logan, Obert	3	5	1.7	3	0	0	
1966	Green, Cornell	4	88	22.0	41	1	1	21
1967	Green, Cornell	7	52	7.4	28	0	0	7
	Renfro, Mel	7	38	5.4	30	0	0	
1968	Howley, Chuck	6	115	19.2	58	1	1	11
1969	Renfro, Mel	10	118	11.8	41	0	0	1
1970	*Waters, Charlie	5	45	9.0	20	0	0	16/9
1971	Adderley, Herb	6	182	30.3	46	0	0	9/4
1972	Waters, Charlie	6	132	22.0	56	1	1	7/3
1973	Jordan, Lee Roy	6	78	13.0	31t	1	1	4/2
1974	Harris, Cliff	3	8	2.7	8	0	0	42/20
1975	Jordan, Lee Roy	6	80	13.3	38	0	0	7/4
1976	Washington, Mark	4	49	12.3	22	0	0	24/11
1977	Harris, Cliff	5	7	1.4	7	0	0	16/7
1978	Barnes, Benny	5	72	14.4	38	0	0	25/14
1979	Hughes, Randy	2	91	45.5	68	0	0	93/45
	Harris, Cliff	2	35	17.5	20	0	0	
	Barnes, Benny	2	20	10.0	11	0	0	
	Lewis, D.D.	2	8	4.0	5	0	0	
	Kyle, Aaron	2	0	0.0	0	0	0	
1980	Thurman, Dennis	5	114	22.8	78t	1	1	24/10
	Waters, Charlie	5	78	15.6	29	0	0	
1981	*Walls, Everson	11	133	12.1	33	0	0	1/1
1982	Walls, Everson	7	61	8.7	37	0	0	1/1
1983	Thurman, Dennis	6	49	8.2	34	0	0	15/8
1984	Downs, Michael	7	126	18.0	27t	1	1	4/2
1985	Walls, Everson	9	31	3.4	19	0	0	1/1
1986	Downs, Michael	6	54	9.0	31	0	0	11/7
1987	Walls, Everson	5	38	7.6	30	0	0	7/4
1988	Williams, Robert	2	18	9.0	12	0	0	81/47
	Downs, Michael	2	3	1.5	3	0	0	
	Walls, Everson	2	0	0.0	0	0	0	
1989	Lockhart, Eugene	2	14	7.0	12	0	0	81/41
1990	Holt, Issiac	3	72	24.0	64t	1	1	33/17
	Washington, James	3	24	8.0	13	0	0	
1991	Holt, Issiac	4	2	0.5	2	0	0	23/13
1992	Washington, James	3	31	10.3	16	0	0	43/20
	Gant, Kenneth	3	19	6.3	11	0	0	
1993	Smith, Kevin	6	56	9.3	32t	1	1	7/2
1994	Woodson, Darren	5	140	28.0	94t	1	1	10/5
	Washington, James	5	43	8.6	25	0	0	

\* Rookie

## INTERCEPTIONS (cont.)

Year	Player	No.	Yds.	Avg.	Long	TD	NFL/NFC
							Rank
1995	Brown, Larry	6	124	20.7	65t	2	
	Marion, Brock	6	40	6.7	32t	1	
	Smith, Kevin	5	45	9.0	24	0	11/6
1997	Woodson, Darren	5	43	8.6	21	0	
	Sanders, Deion	2	81	40.5	50t	1	51/34
	* Stoutmire, Omar	2	8	4.0	8	0	
1998	Sanders, Deion	5	153	30.6	71t	1	14/5
1999	Coakley, Dexter	4	119	29.8	46t	1	25/12
2000	Sparks, Phillippi	5	59	11.8	43	0	17/9
2001	Woodson, Darren	3	11	3.7	6	0	35/21
2002	* Williams, Roy	5	90	18.0	85t	2	10/4
	* Ross, Derek	5	17	3.4	12	0	
2003	* Newman, Terence	4	23	5.8	25	0	21/10
2004	Newman, Terence	4	31	7.8	21	0	21/10
2005	Glenn, Aaron	4	10	2.5	10	0	19/9
2006	Williams, Roy	5	33	6.6	27	0	10t/4t
2007	Henry, Anthony	6	81	13.5	28t	1	5/3

## TACKLES

Year	Player	Solo	Asst.	Total	Year	Player	Solo	Asst.	Total
1979	Breunig, Bob	81	-	86	1993	Norton, Ken	93	-	66
1980	Breunig, Bob	69	-	60	1994	Jones, Robert	83	-	79
1981	Breunig, Bob	63	-	51	1995	Woodson, Darren	90	-	54
1982	Downs, Michael	49	-	21	1996	Strickland, Fred	87	-	66
1983	Breunig, Bob	69	-	57	1997	Marion, Brock	92	-	66
1984	Downs, Michael	96	-	40	1998	Woodson, Darren	74	-	62
1985	Lockhart, Eugene	69	-	59	1999	Godfrey, Randall	95	-	48
1986	Lockhart, Eugene	77	-	44	2000	Hambrick, Darren	78	-	76
1987	Downs, Michael	58	-	28	2001	Nguyen, Dat	104	-	68
1988	Bates, Bill	85	-	39	2002	Coakley, Dexter	99	-	74
1989	Lockhart, Eugene	154	-	68	2003	Nguyen, Dat	93	-	47
1990	Lockhart, Eugene	72	-	67	2004	Nguyen, Dat	93	-	42
1991	Del Rio, Jack	77	-	53	2005	James, Bradie	72	-	37
1992	Norton, Ken	64	-	56	2006	James, Bradie	67	-	65
					2007	James, Bradie	80	-	50

## SACKS

Year	Player	Sacks	Year	Player	Sacks
1960	Gonzaga, John	2.0	1985	Jones, Ed	13.0
1961	Borden, Nate	3.0	1986	Jeffcoat, Jeff	14.0
	* Howley, Chuck	3.0	1987	Jones, Ed	10.0
	Lilly, Bob	3.0	1988	Cobb, Reggie	7.5
1962	Lilly, Bob	10.0		Noonan, Danny	7.5
1963	Lilly, Bob	5.0	1989	Jeffcoat, Jim	11.5
1964	Andrie, George	12.5	1990	Stubbs, Daniel	7.5
1965	Andrie, George	14.5		* Jones, Jimmie	7.5
1966	Andrie, George	18.5	1991	Tolbert, Tony	7.0
1967	Andrie, George	11.5	1992	Jeffcoat, Jim	10.5
1968	Pugh, Jethro	15.5	1993	Tolbert, Tony	7.5
1969	Pugh, Jethro	13.0	1994	Haley, Charles	12.5
1970	Pugh, Jethro	13.5	1995	Haley, Charles	10.5
1971	Pugh, Jethro	13.0	1996	Tolbert, Tony	12.0
1972	Pugh, Jethro	7.5	1997	Carver, Shante	6.0
1973	Toomay, Pat	10.5	1998	Pittman, Kavika	6.0
1974	Martin, Harvey	7.5	1999	Ellis, Greg	7.5
1975	Martin, Harvey	9.5	2000	Ekuban, Ebenezer	6.5
1976	Martin, Harvey	14.5	2001	Ellis, Greg	6.0
1977	Martin, Harvey	23.0	2002	Ellis, Greg	7.5
1978	White, Randy	16.0	2003	Ellis, Greg	8.0
1979	Martin, Harvey	8.5	2004	Ellis, Greg	9.0
1980	Martin, Harvey	12.0	2005	Ellis, Greg	8.0
1981	Jones, Ed	9.5		* Ware, DeMarcus	8.0
1982	Martin, Harvey	8.0	2006	Ware, DeMarcus	11.5
1983	White, Randy	12.5	2007	Ware, DeMarcus	14.0
1984	White, Randy	12.5			

*Sacks did not become an official stat until 1982.*

\*Rookie

# Cowboys Individual Records

1960 — 12 games; 1961-77 — 14 games; 1978-2007 — 16 games.

NOTE: The 1982 regular season was reduced to nine games and the 1987 season to 15 games due to players' strikes.

## SERVICE

### Most Seasons

- 15 Ed Jones, 1974-78, 1980-89
- 15 Bill Bates, 1983-97
- 15 Mark Tuinei, 1983-97
- 14 Bob Lilly, 1961-74
- 14 Lee Roy Jordan, 1963-76
- 14 Mel Renfro, 1964-77
- 14 Jethro Pugh, 1965-78
- 14 Randy White, 1975-88
- 14 Tom Ralfearty, 1978-89

### Most Games Played

- 224 Ed Jones, 1974-78, 1980-89
- 217 Bill Bates, 1983-97
- 209 Randy White, 1975-88

### Most Consecutive Games Played

- 196 Bob Lilly, 1961-74
- 176 Dale Hellestrae, 1990-2000
- 168 Cornell Green, 1962-74

### Most Games Started

- 203 Ed Jones, 1974-78, 1980-89
- 199 Emmitt Smith, 1990-2002
- 194 Bob Lilly, 1961-74

### Most Consecutive Games Started

- 154 Lee Roy Jordan, 1966-76
- 145 Cornell Green, 1964-74
- 135 Bob Lilly, 1965-74
- 135 D.D. Lewis, 1972-81

## SCORING

### Most Seasons Leading Team

- 9 Rafael Septien, 1978-86
- 4 Mike Clark, 1968-71
- 3 Roger Ruzek, 1987-89
- 3 Emmitt Smith, 1994-95, 1999
- 3 Billy Cundiff, 2002-2004

### Most Consecutive Seasons Leading Team

- 9 Rafael Septien, 1978-86
- 4 Mike Clark, 1968-71
- 3 Roger Ruzek, 1987-89
- 3 Billy Cundiff, 2002-2004

## POINTS

### Career

- 986 Emmitt Smith, 1990-2002 (164-ld, 1-2pt)
- 874 Rafael Septien, 1978-86 (388-pat, 162-fg)
- 516 Tony Dorsett, 1977-87 (86-ld)

### Season

- 150 Emmitt Smith, 1995 (25-ld)
- 132 Emmitt Smith, 1994 (22-ld)
- 131 Nick Folk, 2007 (53-pat, 26-fg)

### Most Seasons, 100 or More Points

- 3 Rafael Septien, 1981, 1983-84
- 3 Emmitt Smith, 1992, 1994-95
- 3 Chris Boniol, 1994-96
- 2 Mike Clark, 1968-69
- 2 Richie Cunningham, 1997-98

### Season, Rookie

- 131 Nick Folk, 2007 (53-pat, 26-fg)
- 119 Lin Elliott, 1992 (47-pat, 24-fg)
- 114 Chris Boniol, 1994 (48-pat, 22-fg)

### Game

- 24 Dan Reeves, vs. Atlanta, 11/5/67 (4 TDs)
- 24 Bob Hayes, vs. Houston, 12/20/70 (4 TDs)
- 24 Calvin Hill, @ Buffalo, 9/19/71 (4 TDs)
- 24 Duane Thomas, vs. St. Louis, 12/18/71 (4 TDs)
- 24 Emmitt Smith, vs. Phoenix, 12/16/90 (4 TDs)
- 24 Emmitt Smith, @ N.Y. Giants, 9/4/95 (4 TDs)
- 24 Terrell Owens, vs. Washington, 11/18/07 (4 TDs)

### Game, Opponent

- 24 Dick James, @ Washington, 12/17/61
- 24 Harold Jackson, @ Rams, 10/14/73
- 24 Sterling Sharpe, vs. Green Bay, 11/24/94

### Most Consecutive Games Scoring

- 111 Rafael Septien, 1978-85
- 48 Chris Boniol, 1994-96
- 44 Richie Cunningham, 1997-99

## TOUCHDOWNS

### Most Seasons Leading Team

- 11 Emmitt Smith, 1990-96, 1998-2001
- 7 Tony Dorsett, 1977-78, 1980, 1982-85
- 4 Bob Hayes, 1965, 1967-68, 1970
- 4 Herschel Walker, 1986-89

### Most Consecutive Seasons Leading Team

- 7 Emmitt Smith, 1990-96
- 4 Tony Dorsett, 1982-85
- 4 Herschel Walker, 1986-89
- 4 Emmitt Smith, 1998-2001

### Career

- 164 Emmitt Smith, 1990-2002 (153-r, 11-p)
- 86 Tony Dorsett, 1977-87 (72-r, 13-p, 1-ret.)
- 76 Bob Hayes, 1965-74 (2-r, 71-p, 3-ret.)

### Season

- 25 Emmitt Smith, 1995 (25-r)
- 22 Emmitt Smith, 1994 (21-r, 1-p)
- 19 Emmitt Smith, 1992 (18-r, 1p)

### Season, Rookie

- 13 Bob Hayes, 1965 (1-r, 12-p)
- 13 Tony Dorsett, 1977 (12-r, 1-p)
- 11 Emmitt Smith, 1990 (11-r)\*

### Game

- 4 Dan Reeves, vs. Atlanta, 11/5/67 (2-r, 2-p)
- 4 Bob Hayes, vs. Houston, 12/20/70 (4-p)
- 4 Calvin Hill, @ Buffalo, 9/19/71 (4-r)
- 4 Duane Thomas, vs. St. Louis, 12/18/71 (3-r, 1-p)
- 4 Emmitt Smith, vs. Phoenix, 12/16/90 (4-r)
- 4 Emmitt Smith, @ N.Y. Giants, 9/4/95 (4-r)
- 4 Terrell Owens, vs. Washington, 11/18/07 (4-p)

### Game, Opponent

- 4 Dick James, @ Wash., 12/17/61 (3-r, 1-p)
- 4 Harold Jackson, @ Rams, 10/14/73 (4-p)
- 4 Sterling Sharpe, vs. Green Bay, 11/24/94 (4-p)

### Most Consecutive Games Scoring Touchdown

- 11 Emmitt Smith, 1994-95
- 11 Emmitt Smith, 1995
- 9 Emmitt Smith, 1993-94
- 9 Emmitt Smith, 1998-99

## POINTS AFTER TOUCHDOWN

### Most Attempted, Career

- 398 Rafael Septien, 1978-86
- 182 Mike Clark, 1968-71, 1973
- 128 Danny Villanueva, 1965-67

### Most Attempted, Season

- 60 Rafael Septien, 1980
- 59 Rafael Septien, 1983
- 56 Danny Villanueva, 1966

### Most Attempted, Game

- 8 Danny Villanueva, vs. Philadelphia, 10/19/66
- 8 Mike Clark, vs. Detroit, 9/15/68
- 8 Rafael Septien, vs. San Francisco, 10/12/80

### Most Attempted, Game, Opponent

- 7 Gerry Perry, @ St. Louis, 12/9/62
- 7 David Akers, vs. Philadelphia, 11/15/04
- 6 Ten times, last by Jason Elam, @ Denver, 9/13/98

### Most Made, Career

- 388 Rafael Septien, 1978-86
- 180 Mike Clark, 1968-71, 1973
- 125 Danny Villanueva, 1965-67

### Most Made, Season

- 59 Rafael Septien, 1980
- 57 Rafael Septien, 1983
- 56 Danny Villanueva, 1966

### Most Made, Game

- 8 Rafael Septien, vs. San Francisco, 10/12/80
- 8 Mike Clark, vs. Detroit, 9/15/68
- 8 Danny Villanueva, vs. Philadelphia, 10/19/66

### Most Made, Game, Opponent

- 7 Gerry Perry, @ St. Louis, 12/9/62
- 7 David Akers, vs. Philadelphia, 11/15/04
- 6 12 times, last by Stephen Gostkowski, vs. New England, 10/14/07

### Most Consecutive Made

- 100 Danny Villanueva, 1965-67
- 99 Mike Clark, 1969-1971
- 95 Richie Cunningham, 1997-99

\*16-game record



**Highest Percentage Made, Career (200 made)**

97.5 Rafael Septien (398-388)

**Most Made, No Misses, Season**

- 56 Danny Villanueva, 1966
- 54 Mike Clark, 1968
- 53 Nick Folk, 2007

**FIELD GOALS****Most Attempted, Career**

- 226 Rafael Septien, 1978-88
- 119 Mike Clark, 1968-71, 1973
- 107 Toni Fritsch, 1971-73, 1975

**Most Attempted, Season**

- 39 Ken Willis, 1991
- 37 Richie Cunningham, 1997
- 36 Toni Fritsch, 1972
- 36 Mike Clark, 1969
- 36 Chris Boniol, 1996

**Most Attempted, Game**

- 8 Billy Cundiff, @ N.Y. Giants, 9/15/03
- 7 Mike Clark, @ Chicago, 11/24/68
- 7 Chris Boniol, vs. Green Bay, 11/18/96

**Most Attempted, Opponent, Game**

- 7 Sam Baker, @ Philadelphia, 12/5/65
- 6 Tommy Davis, vs. San Francisco, 11/20/60
- 6 Chester Marcol, @ Green Bay, 10/1/72
- 6 Bill Gramatica, @ Arizona, 10/13/02

**Most Made, Career**

- 162 Rafael Septien, 1978-88
- 81 Chris Boniol, 1994-96
- 75 Richie Cunningham, 1997-99

**Most Made, Season**

- 34 Richie Cunningham, 1997
- 32 Chris Boniol, 1996
- 29 Richie Cunningham, 1998

**Most Made, Season, Rookie**

- 26 Nick Folk, 2007
- 25 Tim Seder, 2000
- 24 Lin Elliott, 1992

**Most Made, Game**

- 7 Chris Boniol, vs. Green Bay, 11/18/96
- 7 Billy Cundiff, @ N.Y. Giants, 9/15/03
- 5 Roger Ruzek, @ Rams, 12/21/87
- 5 Eddie Murray, vs. Green Bay, 10/3/93
- 5 Chris Boniol, vs. N.Y. Giants, 12/17/95
- 5 Richie Cunningham, @ Arizona, 9/7/97

**Most Made, Opponent, Game**

- 5 Morten Andersen, vs. Atlanta, 10/20/96
- 5 David Akers, vs. Philadelphia, 11/18/01
- 4 Many times, last by Jason Hanson, vs. Detroit, 12/31/06

**Most Made, No Misses, Game**

- 7 Chris Boniol, vs. Green Bay, 11/18/96
- 5 Roger Ruzek, @ Rams, 12/21/87
- 5 Eddie Murray, vs. Green Bay, 10/3/93
- 5 Chris Boniol, vs. N.Y. Giants, 12/17/95
- 5 Richie Cunningham, vs. Philadelphia, 9/15/97

**Most Made, One Half**

- 5 Chris Boniol, vs. Green Bay, 11/18/96
- 5 Billy Cundiff, @ N.Y. Giants, 9/15/03
- 4 Roger Ruzek, vs. N.Y. Giants, 11/2/87
- 4 Richie Cunningham, @ Arizona, 9/7/97

**Most Made, One Quarter**

- 4 Roger Ruzek, vs. N.Y. Giants, 11/2/87

**Most Consecutive Field Goals Made**

- 27 Chris Boniol, 1996
- 26 Chris Boniol, 1995-96
- 18 Richie Cunningham, 1997

**Most Consecutive Games Made**

- 12 Richie Cunningham, 1997
- 11 Lin Elliott, 1992-93
- 11 Chris Boniol, 1995-96
- 10 Mike Clark, 1969-70
- 10 Toni Fritsch, 1972-73
- 10 Toni Fritsch, 1975

**Longest Field Goal**

- 56 Billy Cundiff, vs. Detroit, 11/20/05
- 54 Toni Fritsch, @ N.Y. Giants, 9/24/72
- 54 Ken Willis, @ Cleveland, 9/1/91
- 54 Richie Cunningham, @ Denver, 9/13/98

**Longest Field Goal, Opponent**

- 59 Tony Franklin, vs. Philadelphia, 11/12/79
- 55 Fred Steinfort, @ Denver, 9/14/80
- 55 Chip Lohmiller, @ Washington, 9/23/90
- 55 Josh Brown, @ Seattle, 10/23/05

**Most Made, 50 or More Yards, Career**

- 8 Rafael Septien, 1978-86
- 4 Ken Willis, 1990-91
- 4 Billy Cundiff, 2002-05

**Most Made, 50 or More Yards, Season**

- 4 Ken Willis, 1991
- 3 Lin Elliott, 1992
- 3 Eddie Murray, 1993
- 3 Billy Cundiff, 2003

**Most Made, 50 or More Yards, Game**

- 2 Eddie Murray, @ Minnesota, 12/12/93

**Highest Field Goal Percentage, Career (100 made)**

71.7 Rafael Septien, 1978-86 (226-162)

**Highest Field Goal Percentage, Season (Qualifiers)**

- 96.4 Chris Boniol, 1995 (27-28)
- 91.9 Richie Cunningham, 1997 (34-37)
- 88.9 Chris Boniol, 1996 (32-36)

**Highest Field Goal Percentage, Season, Rookie (Qualifiers)**

- 83.9 Nick Folk, 2007 (26-31)
- 75.9 Chris Boniol, 1994 (22-29)
- 75.8 Tim Seder, 2000 (25-33)

**SAFETIES****Most, Career**

- 2 Jethro Pugh, 1965-78
- 2 Benny Barnes, 1972-82
- 2 Harvey Martin, 1973-83

**Most, Season**

- 2 Benny Barnes, 1973

**Most, Game**

- 1 Many times, last by Kenyon Coleman and La'Roi Glover, vs. Arizona, 10/5/03

**RUSHING****Most Seasons Leading Team**

- 13 Emmitt Smith, 1990-2002
- 10 Tony Dorsett, 1977-86
- 7 Don Perkins, 1961-65, 1967-68

**Most Consecutive Seasons Leading Team**

- 13 Emmitt Smith, 1990-2002
- 10 Tony Dorsett, 1977-86
- 5 Don Perkins, 1961-65

**Most Consecutive Games Leading Team**

- 41 Emmitt Smith, 1994-96
- 32 Emmitt Smith, 1990-92
- 26 Herschel Walker, 1987-88

**ATTEMPTS****Career**

- 4,052 Emmitt Smith, 1990-2002
- 2,755 Tony Dorsett, 1977-87
- 1,500 Don Perkins, 1961-68

**Season**

- 377 Emmitt Smith, 1995
- 373 Emmitt Smith, 1992
- 368 Emmitt Smith, 1994

**Season, Rookie**

- 241 Emmitt Smith, 1990
- 208 Tony Dorsett, 1977
- 204 Calvin Hill, 1969

**Game**

- 35 Emmitt Smith, vs. N.Y. Giants, 11/7/94
- 34 Emmitt Smith, @ Washington, 11/24/91
- 34 Julius Jones, @ Carolina, 12/24/05
- 33 Troy Hambrick, @ Washington, 12/14/03
- 33 Julius Jones, vs. Chicago, 11/25/04

**Game Opponent**

- 40 Barry Sanders, vs. Detroit, 9/19/94
- 38 Walter Payton, vs. Chicago, 11/26/81
- 36 Charlie Garner, vs. San Francisco, 9/24/00

**YARDS GAINED****Career**

- 17,162 Emmitt Smith, 1990-2002
- 12,036 Tony Dorsett, 1977-87
- 6,217 Don Perkins, 1961-68

\*16-game record

**Season**

- 1,773 Emmitt Smith, 1995
- 1,713 Emmitt Smith, 1992
- 1,646 Tony Dorsett, 1981
- 1,563 Emmitt Smith, 1991
- 1,514 Herschel Walker, 1988

**Season, Rookie**

- 1,007 Tony Dorsett, 1977
- 942 Calvin Hill, 1969
- 937 Emmitt Smith, 1990

**Game**

- 237 Emmitt Smith, @ Philadelphia, 10/31/93
- 206 Tony Dorsett, vs. Philadelphia, 12/4/77
- 198 Julius Jones, @ Seattle, 12/6/04

**Game, Rookie**

- 206 Tony Dorsett, vs. Philadelphia, 12/4/77
- 198 Julius Jones, @ Seattle, 12/6/04
- 150 Calvin Hill, @ Washington, 11/16/69
- 150 Julius Jones, vs. Chicago, 11/25/04

**Game, Opponent**

- 232 Jim Brown, vs. Cleveland, 9/22/63
- 210 Warrick Dunn, @ Tampa Bay, 12/3/00
- 206 Greg Bell, @ Buffalo, 11/18/84

**Longest Run (All TDs)**

- 99 Tony Dorsett, @ Minnesota, 1/3/83
- 84 Herschel Walker, vs. Philadelphia, 12/14/86
- 84 Tony Dorsett, vs. Philadelphia, 12/4/77

**Longest Run, Opponent (All TDs)**

- 90 Ahman Green, @ Green Bay, 10/24/04
- 85 Greg Bell, @ Buffalo, 11/18/84
- 77 Keith Byars, vs. Miami, 11/25/93

**Most Seasons, 1,000 or More Yards**

- 11 Emmitt Smith, 1991-2001
- 8 Tony Dorsett, 1977-81, 1983-85
- 2 Calvin Hill, 1972-73

**Most Consecutive Seasons, 1,000 or More Yards**

- 11 Emmitt Smith, 1991-2001
- 5 Tony Dorsett, 1977-81
- 3 Tony Dorsett, 1983-85

**Most Games, 100 or More Yards, Career**

- 76 Emmitt Smith, 1990-2002
- 43 Tony Dorsett, 1977-87
- 16 Calvin Hill, 1969-74

**Most Games, 100 or More Yards, Season**

- 11 Emmitt Smith, 1995
- 9 Tony Dorsett, 1981
- 9 Emmitt Smith, 1999
- 8 Tony Dorsett, 1983
- 8 Emmitt Smith, 1991

**Most Consecutive Games, 100 or More Yards**

- 4 Tony Dorsett, 1979
- 4 Emmitt Smith, 1995
- 4 Emmitt Smith, 1995
- 3 Eight times, last by Julius Jones, 2006

**AVERAGE GAIN****Career (750 att.)**

- 4.37 Tony Dorsett, 1977-87 (2,755-12,036)
- 4.32 Walt Garrison, 1966-74 (899-3,886)
- 4.30 Calvin Hill, 1969-74 (1,166-5,009)

**Season (Qualifiers)**

- 5.57 Amos Marsh, 1962 (144-802)
- 5.32 Duane Thomas, 1970 (151-803)
- 5.25 Emmitt Smith, 1993 (283-1,486)\*

**Game (10 att.)**

- 12.1 Walt Garrison, vs. Washington, 12/9/72 (10-121)
- 11.6 Julius Jones, vs. New Orleans, 12/10/06 (10-116)
- 10.9 Amos Marsh, @ Washington, 11/4/62 (10-109)

**TOUCHDOWNS****Most Seasons Leading Team**

- 13 Emmitt Smith, 1990-2002
- 7 Tony Dorsett, 1977, 1979-80, 1982-85
- 6 Don Perkins, 1961-64, 1966-67

**Most Consecutive Seasons Leading Team**

- 13 Emmitt Smith, 1990-2002
- 4 Don Perkins, 1961-64
- 4 Tony Dorsett, 1982-85
- 4 Herschel Walker, 1986-89

**Career**

- 153 Emmitt Smith, 1990-2002
- 72 Tony Dorsett, 1977-87
- 42 Don Perkins, 1961-88

**Season**

- 25 Emmitt Smith, 1995
- 21 Emmitt Smith, 1994
- 18 Emmitt Smith, 1992

**Season, Rookie**

- 12 Tony Dorsett, 1977
- 11 Emmitt Smith, 1990
- 8 Calvin Hill, 1969

**Game**

- 4 Calvin Hill, @ Buffalo, 9/19/71
- 4 Emmitt Smith, vs. Phoenix, 12/16/90
- 4 Emmitt Smith, @ N.Y. Giants, 9/4/95

**Game, Opponent**

- 3 Jim Taylor, @ Green Bay, 11/13/60
- 3 Dick James, vs. Washington, 12/17/61
- 3 Cleveland Gary, @ Rams, 11/18/90
- 3 Terry Allen, @ Washington, 12/22/96
- 3 Terrell Davis, @ Denver, 9/13/98
- 3 Larry Johnson, vs. Kansas City, 12/11/05

**Most Consecutive Games Rushing for Touchdown**

- 11 Emmitt Smith, 1994-95
- 11 Emmitt Smith, 1995
- 7 Emmitt Smith, 1994

**PASSING****Most Seasons Leading Team**

- 12 Troy Aikman, 1989-2000
- 8 Roger Staubach, 1971, 1973-79
- 7 Danny White, 1980-85, 1987

**Most Consecutive Seasons Leading Team**

- 12 Troy Aikman, 1989-2000
- 7 Roger Staubach, 1973-79
- 6 Don Meredith, 1963-68
- 6 Danny White, 1980-85

**RATING****Highest, Career (1,500 att.)**

- 83.42 Roger Staubach, 1969-79
- 81.71 Danny White, 1976-88
- 81.62 Troy Aikman, 1989-2000

**Highest, Season (Qualifiers)**

- 104.8 Roger Staubach, 1971
- 99.0 Troy Aikman, 1993\*
- 97.4 Tony Romo, 2007

**Highest, Rookie, Season (Qualifiers)**

- 66.3 Chad Hutchinson, 2002
- 55.7 Troy Aikman, 1989

**ATTEMPTS****Career**

- 4,715 Troy Aikman, 1989-2000
- 2,958 Roger Staubach, 1969-79
- 2,950 Danny White, 1976-88

**Season**

- 533 Danny White, 1983
- 520 Tony Romo, 2007
- 518 Troy Aikman, 1997

**Season, Rookie**

- 293 Troy Aikman, 1989
- 250 Chad Hutchinson, 2002
- 219 Steve Walsh, 1989

**Game**

- 57 Troy Aikman, vs. Minnesota, 11/26/98
- 53 Troy Aikman, @ Cincinnati, 12/14/97
- 52 Troy Aikman, @ N.Y. Giants, 10/5/97

**Game, Opponent**

- 56 Warren Moon, @ Houston, 11/10/91
- 56 Jake Plummer, @ Arizona, 11/15/98
- 55 Jeff Garcia, vs. San Francisco, 12/8/02
- 55 Jason Campbell, vs. Washington, 11/18/07
- 54 Neil Lomax, vs. St. Louis, 12/27/87
- 54 Mark Rypien, vs. Washington, 11/22/90

**COMPLETIONS****Career**

- 2,898 Troy Aikman, 1989-2000
- 1,761 Danny White, 1976-88
- 1,685 Roger Staubach, 1969-79

**Season**

- 335 Tony Romo, 2007
- 334 Danny White, 1983
- 302 Troy Aikman, 1992

**Season, Rookie**

- 155 Troy Aikman, 1989
- 127 Chad Hutchinson, 2002
- 110 Steve Walsh, 1989

\*16-game record

**Game**

- 35 Tony Romo, @ Detroit, 12/9/07
- 34 Troy Aikman, @ N.Y. Giants, 10/5/97
- 34 Troy Aikman, vs. Minnesota, 11/26/98
- 33 Gary Hogeboom, @ Rams, 9/3/84
- 33 Troy Aikman, @ Miami, 10/27/96

**Game, Opponent**

- 41 Warren Moon, @ Houston, 11/10/91
- 36 Jeff Garcia, vs. San Francisco, 12/8/02
- 34 Jason Campbell, vs. Washington, 11/18/07

**Consecutive Passes Completed**

- 14 Steve Pelluer, vs. Seattle, 11/27/86
- 14 Randall Cunningham, vs. Philadelphia (1), 9/3/00; @ Arizona (13), 9/10/00
- 13 Troy Aikman, @ Atlanta, 12/21/92
- 13 Troy Aikman, @ Oakland, 11/19/95
- 13 Troy Aikman, @ Arizona, 11/15/98
- 13 Quincy Carter, vs. Carolina (9), 11/23/03; vs. Miami (4), 11/27/03
- 13 Tony Romo, vs. Tampa Bay, 11/23/06

**COMPLETION PERCENTAGE****Career (1,500 att.)**

- 61.5 Troy Aikman, 1989-2000 (4,715-2,898)
- 59.7 Danny White, 1976-88 (2,950-1,761)
- 57.0 Roger Staubach, 1969-79 (2,958-1,685)

**Season (Qualifiers)**

- 69.1 Troy Aikman, 1993 (392-271)
- 65.3 Troy Aikman, 1991 (363-237)
- 65.3 Tony Romo, 2006 (337-220)

**Season, Rookie (Qualifiers)**

- 52.9 Troy Aikman, 1989 (293-155)
- 50.8 Chad Hutchinson, 2002 (250-127)

**Game (20 attempts)**

- 87.5 Danny White, @ Philadelphia, 11/6/83 (24-21)
- 85.7 Troy Aikman, @ Atlanta, 12/21/92 (21-18)
- 82.6 Tony Romo, vs. Indianapolis, 11/19/06 (23-19)

**YARDS GAINED****Career**

- 32,942 Troy Aikman, 1989-2000
- 22,700 Roger Staubach, 1969-79
- 21,959 Danny White, 1976-88

**Season**

- 4,211 Tony Romo, 2007
- 3,980 Danny White, 1983
- 3,639 Drew Bledsoe, 2005

**Season, Rookie**

- 1,749 Troy Aikman, 1989
- 1,555 Chad Hutchinson, 2002
- 1,371 Steve Walsh, 1989

**Game**

- 460 Don Meredith, @ San Francisco, 11/10/63
- 455 Troy Aikman, vs. Minnesota, 11/26/98
- 406 Don Meredith, @ Washington, 11/13/66

**Game, Rookie**

- 379 Troy Aikman, @ Phoenix, 11/12/89
- 301 Chad Hutchinson, vs. Jacksonville, 11/24/02
- 294 Steve Walsh, vs. San Francisco, 10/15/89

**Game, Opponent**

- 466 Bill Wade, vs. Chicago, 11/18/62
- 465 Jake Plummer, @ Arizona, 11/15/98
- 432 Phil Simms, @ N.Y. Giants, 10/6/85
- 432 Warren Moon, @ Houston, 11/10/91

**Most Seasons, 3,000 or More Passing Yards**

- 5 Troy Aikman, 1992-93, 1995-97
- 4 Danny White, 1980-81, 1983, 1985
- 2 Roger Staubach, 1978-79

**Most Games, 300 or More Passing Yards, Career**

- 13 Troy Aikman, 1989-2000
- 10 Danny White, 1976-88
- 10 Tony Romo, 2003-2007
- 7 Don Meredith, 1960-68

**Most Games, 300 or More Passing Yards, Season**

- 7 Tony Romo, 2007
- 3 Don Meredith, 1966
- 3 Roger Staubach, 1979
- 3 Danny White, 1983
- 3 Vinny Testaverde, 2004
- 3 Drew Bledsoe, 2005
- 3 Tony Romo, 2006

**Most Consecutive Games, 300 or More Passing Yards**

- 3 Tony Romo, 2007
- 2 Don Meredith, 1963
- 2 Vinny Testaverde, 2004
- 2 Tony Romo, 2007

**Longest Pass Completion (All TDs except as noted)**

- 95 Don Meredith (to Hayes), vs. Wash., 11/13/66
- 91 Roger Staubach (to Dorsett), vs. Bail., 9/4/78
- 90 Troy Aikman (to Harper), @ San Francisco, 11/13/94 (no TD)
- 90 Troy Aikman (to Tucker), vs. N.Y. Giants, 1/2/00

**Longest Pass Completion, Opponent (All TDs)**

- 94 Norm Snead (to Rich Houston), @ N.Y. Giants, 9/24/72
- 89 Kerry Collins (to Andre Hastings), @ New Orleans, 12/6/98
- 89 Tim Rattay (to Brandon Lloyd), @ San Francisco, 9/25/05

**AVERAGE GAIN****Career (1,500 att.)**

- 7.67 Roger Staubach, 1969-79 (1,685-22,700)
- 7.45 Don Meredith, 1960-68 (2,308-17,199)
- 7.44 Danny White, 1976-88 (1,761-21,959)

**Season (Qualifiers)**

- 8.92 Roger Staubach, 1971 (211-1,882)
- 8.79 Craig Morton, 1970 (207-1,819)
- 8.67 Craig Morton, 1969 (302-2,619)
- 8.61 Tony Romo, 2006 (220-2,903)\*

**Game (20 att.)**

- 15.15 Don Meredith, vs. Philadelphia, 10/9/66 (26-394)
- 14.92 Don Meredith, vs. N.Y. Giants, 9/18/66 (24-358)
- 14.38 Tony Romo, vs. N.Y. Giants, 9/9/07 (24-345)

**TOUCHDOWNS****Career**

- 165 Troy Aikman, 1989-2000
- 155 Danny White, 1976-88
- 153 Roger Staubach, 1969-79

**Season**

- 36 Tony Romo, 2007
- 29 Danny White, 1983
- 28 Danny White, 1980

**Season, Rookie**

- 9 Troy Aikman, 1989
- 7 Chad Hutchinson, 2002
- 5 Steve Walsh, 1989
- 5 Quincy Carter, 2001

**Game**

- 5 Eddie LeBaron, @ Pittsburgh, 10/21/62
- 5 Don Meredith, vs. N.Y. Giants, 9/18/66
- 5 Don Meredith, vs. Philadelphia, 10/9/66
- 5 Don Meredith, vs. Philadelphia, 9/29/68
- 5 Craig Morton, vs. Philadelphia, 10/19/69
- 5 Craig Morton, vs. Houston, 12/20/70
- 5 Danny White, @ N.Y. Giants, 10/20/83
- 5 Troy Aikman, @ Washington, 9/12/99 (OT)
- 5 Tony Romo, vs. Tampa Bay, 11/23/06

**Game, Rookie**

- 4 Troy Aikman, vs. Rams, 12/3/89

**Game, Opponent**

- 6 Y.A. Tittle, @ N.Y. Giants, 12/16/62
- 5 Charley Johnson, @ St. Louis, 12/9/62
- 5 Bill Nelsen, @ Cleveland, 11/2/69
- 5 Daunte Culpepper, @ Minnesota, 9/12/04
- 5 Drew Brees, vs. New Orleans, 12/10/06
- 5 Tom Brady, vs. New England, 10/14/07

**Most Games, Four or More Touchdown Passes, Career**

- 8 Danny White, 1976-88
- 6 Don Meredith, 1960-68
- 5 Tony Romo, 2003-07

**Most Games, Four or More Touchdown Passes, Season**

- 4 Tony Romo, 2007
- 3 Don Meredith, 1966
- 2 Danny White, 1980

**Most Consecutive Games, Four or More Touchdown Passes**

- 2 Tony Romo, @ N.Y. Giants, 11/11/07 and vs. Washington, 11/18/07

**Most Consecutive Games, Touchdown Pass**

- 17 Tony Romo, 2006-07
- 16 Troy Aikman, 1993-94
- 12 Don Meredith, 1965-66
- 12 Roger Staubach, 1977-78

**Career**

- 141 Troy Aikman, 1989-2000
- 132 Danny White, 1976-88
- 111 Don Meredith, 1960-68

**Season**

- 25 Eddie LeBaron, 1960
- 25 Danny White, 1980\*
- 23 Danny White, 1983

**Game**

- 5 Eddie LeBaron, vs. Philadelphia, 9/30/60
- 5 Eddie LeBaron, vs. St. Louis, 11/5/61
- 5 Danny White, @ N.Y. Giants, 11/9/80
- 5 Steve Pelluer, vs. Raiders, 11/9/86
- 5 Troy Aikman, @ N.Y. Giants, 10/15/00
- 5 Tony Romo, @ Buffalo, 10/8/07

\*16-game record

**AVERAGE NET YARDS**

- Career (300 punts)**  
 35.5 Toby Gowin, 1997-99, 2003 (339-12,018)  
 34.8 Mike Saxon, 1985-92 (595-20,682)  
 34.1 Danny White, 1976-88 (617-21,052)
- Season (Qualifiers)**  
 40.7 Sam Baker, 1962 (57-2,319)  
 40.6 Sam Baker, 1963 (71-2,882)  
 39.5 Dave Sherer, 1960 (57-2,252)  
 38.6 Mat McBriar, 2006 (56-2,697)\*

- Season, Rookie (Qualifiers)**  
 38.1 Billy Lothridge, 1964 (62-2,361)  
 37.7 John Jett, 1993 (56-2,113)\*  
 36.2 Marv Bateman, 1972 (51-1,848)
- Game (4 punts)**  
 50.6 Ron Widby, @ New Orleans, 11/3/68 (5-253)  
 50.5 Mat McBriar, vs. Minnesota, 10/21/07 (4-202)  
 49.2 John Jett, @ Atlanta, 11/21/93 (6-295)

- Game, Opponent (4 punts)**  
 51.0 Pat Studstill, vs. Rams, 11/25/71 (4-204)  
 50.0 Dave Jennings, vs. N.Y. Giants, 10/5/80 (5-250)

**HAD BLOCKED**

- Career**  
 5 Danny White, 1976-88  
 4 Mike Saxon, 1985-92  
 3 Micah Knorr, 2000-02

- Season**  
 3 Micah Knorr, 2001  
 2 Marv Bateman, 1973  
 2 Danny White, 1976  
 2 Mike Saxon, 1989

- Most Consecutive Punts, None Blocked**  
 341 Danny White, 1978-83  
 275 Mat McBriar, 2004-07  
 253 John Jett, 1993-96

**INSIDE 20**

- Career**  
 166 Mike Saxon, 1985-92  
 159 Danny White, 1976-88  
 106 Toby Gowin, 1997-99, 2003

- Season**  
 31 Toby Gowin, 1998  
 28 Mike Saxon, 1986  
 28 Mat McBriar, 2005

- Game**  
 5 Danny Villanueva, @ Cleveland, 10/17/65  
 5 Duane Carrell, vs. St. Louis, 11/3/74  
 5 Toby Gowin, @ Washington, 10/13/97  
 5 Toby Gowin, vs. Philadelphia, 12/12/99  
 5 Toby Gowin, vs. Buffalo, 11/9/03  
 5 Mat McBriar, @ Seattle, 10/23/05  
 4 Many times, last by Mat McBriar, vs. New Orleans, 12/10/06

- Fewest Touchbacks in a Season (Qualifiers)**  
 2 Danny White, 1982  
 3 Allen Green, 1961  
 3 Danny Villanueva, 1966  
 3 Marv Bateman, 1972  
 3 John Jett, 1993

**PUNT RETURNS**

- Most Seasons Leading Team**  
 5 Bob Hayes, 1966-70  
 5 Kelvin Martin, 1987-88, 1991-92, 1996  
 3 Butch Johnson, 1976-78  
 3 Kevin Williams, 1993-95  
 3 Deion Sanders, 1997-99

- Most Consecutive Seasons Leading Team**  
 5 Bob Hayes, 1966-70  
 3 Butch Johnson, 1976-78  
 3 Kevin Williams, 1993-95  
 3 Deion Sanders, 1997-99

**RETURNS**

- Career**  
 179 Kelvin Martin, 1987-92, 1996  
 146 Butch Johnson, 1976-83  
 109 Mel Renfro, 1964-77

- Season**  
 54 James Jones, 1980  
 54 Gary Allen, 1984  
 51 Butch Johnson, 1978

- Season, Rookie**  
 54 James Jones, 1980  
 45 Butch Johnson, 1976  
 36 Kevin Williams, 1993

- Game**  
 9 Butch Johnson, vs. Buffalo, 11/15/76  
 8 Ron Fellows, vs. Cleveland, 11/25/82  
 8 Dedic Ward, @ Washington, 9/27/04

- Game, Opponent**  
 8 Phil McConkey, vs. N.Y. Giants, 11/4/84  
 7 Phillip Epps, vs. Green Bay, 9/23/84  
 7 Irving Fryar, vs. New England, 11/22/84  
 7 Vai Sikahema, @ St. Louis, 9/13/87

**FAIR CATCHES**

- Career**  
 61 Kelvin Martin, 1987-92, 1996  
 42 Kevin Williams, 1993-96  
 38 Mel Renfro, 1964-77  
 38 Butch Johnson, 1976-83

- Season**  
 20 Patrick Crayton, 2007  
 18 Golden Richards, 1973  
 18 Kelvin Martin, 1992

- Game**  
 4 Golden Richards, @ New England, 11/16/75  
 4 Golden Richards, @ Washington, 11/7/74  
 4 Kelvin Martin, vs. Philadelphia, 12/18/88  
 4 Patrick Crayton, vs. Kansas City, 12/11/05  
 4 Patrick Crayton, @ N.Y. Giants, 11/11/07  
 4 Patrick Crayton, vs. Philadelphia, 12/16/07

- Game, Opponent**  
 5 Amani Toomer, N.Y. Giants, 9/8/96  
 5 Jimmy Williams, @ Seattle, 10/23/05  
 4 Eight times, last Antonio Chatman, @ Green Bay, 10/24/04

**YARDS GAINED**

- Career**  
 1,803 Kelvin Martin, 1987-92, 1996  
 1,313 Butch Johnson, 1976-83  
 1,184 Deion Sanders, 1995-99

- Season**  
 548 James Jones, 1980  
 532 Kelvin Martin, 1992  
 489 Butch Johnson, 1976

- Season, Rookie**  
 548 James Jones, 1980  
 489 Butch Johnson, 1976  
 418 Mel Renfro, 1964

- Game**  
 124 Kelvin Martin, @ Philadelphia, 12/15/91  
 122 Bob Hayes, vs. Pittsburgh, 12/8/68  
 117 Mel Renfro, vs. Green Bay, 11/29/64  
 117 Butch Johnson, vs. Buffalo, 11/15/76

- Game, Opponent**  
 139 Darrien Gordon, @ Atlanta, 11/11/01  
 123 Tiki Barber, @ N.Y. Giants, 10/18/99  
 111 Dante Hall, vs. St. Louis, 9/30/07

- Longest Punt Return (All TDs)**  
 98 Dennis Morgan, vs. St. Louis, 10/13/74  
 90 Bob Hayes, vs. Pittsburgh, 12/8/68  
 85 Kelvin Martin, @ Philadelphia, 12/15/91

- Longest Punt Return/Opponent (All TDs)**  
 98 Terance Mathis, @ N.Y. Jets, 11/4/90  
 85 Tiki Barber, @ N.Y. Giants, 10/18/99  
 85 Dante Hall, vs. St. Louis, 9/30/07  
 78 Michael Harper, @ N.Y. Jets, 10/4/87

**AVERAGE YARDAGE**

- Career (75 returns)**  
 13.3 Deion Sanders, 1995-99 (89-1,184)  
 11.1 Bob Hayes, 1965-74 (104-1,158)  
 10.1 Kelvin Martin, 1987-92, 1996 (179-1,803)

- Season (Qualifiers)**  
 20.8 Bob Hayes, 1968 (15-312)  
 15.6 Deion Sanders, 1998 (24-375)\*  
 15.1 Dennis Morgan, 1974 (19-287)

- Season, Rookie (Qualifiers)**  
 15.1 Dennis Morgan, 1974 (19-287)  
 13.1 Mel Renfro, 1964 (32-418)  
 13.4 Reggie Swinton, 2001 (31-414)\*

- Game (3 returns)**  
 40.7 Bob Hayes, vs. Pittsburgh, 12/8/68 (3-122)  
 32.0 Kevin Williams, vs. Wash., 11/20/94 (3-96)  
 29.3 Mel Renfro, vs. Green Bay, 11/29/64 (4-117)

- Game, Opponent (3 returns)**  
 46.3 Darrien Gordon, @ Atlanta, 11/11/01 (3-139)  
 30.0 Ron Smith, @ Oakland, 12/14/74 (3-90)  
 29.3 Michael Harper, @ N.Y. Jets, 10/4/87 (3-88)

**TOUCHDOWNS**

- Career**  
 4 Deion Sanders, 1995-99  
 3 Bob Hayes, 1965-74  
 3 Kelvin Martin, 1987-92, 1996  
 3 Kevin Williams, 1993-96

\*16-game record

**Season**

- 2 Bob Hayes, 1968
- 2 Kelvin Martin, 1992\*
- 2 Kevin Williams, 1993\*
- 2 Deion Sanders, 1998\*
- 2 Wane McGarity, 2000\*

**Game**

- 1 Many times, last by Terence Newman, vs. Detroit, 12/31/06

**KICKOFF RETURNS****Most Seasons Leading Team**

- 3 Mel Renfro, 1964-66
- 3 Butch Johnson, 1976-78
- 3 Kevin Williams, 1993-95

**Most Consecutive Seasons Leading Team**

- 3 Mel Renfro, 1964-66
- 3 Butch Johnson, 1976-78
- 3 Kevin Williams, 1993-95

**RETURNS****Career**

- 144 Kevin Williams, 1993-96
- 101 James Dixon, 1989-91
- 98 Tysn Thompson, 2005-07

**Season**

- 57 Tyson Thompson, 2005
- 56 Reggie Swinton, 2001
- 51 Jason Tucker, 2000

**Season, Rookie**

- 57 Tyson Thompson, 2005
- 47 James Dixon, 1989
- 40 Mel Renfro, 1964

**Game**

- 8 Mel Renfro, vs. Green Bay, 11/29/64
- 7 Robert Lavette, @ N.Y. Giants, 10/6/85
- 7 Reggie Swinton, vs. Philadelphia, 11/18/01

**Game, Opponent**

- 8 Mel Gray, @ Detroit, 11/8/92
- 8 Brian Mitchell, @ N.Y. Giants, 9/15/03
- 7 Six times, last by Reggie Swinton, vs. Arizona, 10/30/05

**YARDS****Career**

- 3,416 Kevin Williams, 1993-96
- 2,416 Tyson Thompson, 2005-07
- 2,315 James Dixon, 1989-91

**Season**

- 1,399 Tyson Thompson, 2005
- 1,327 Reggie Swinton, 2001
- 1,181 James Dixon, 1989

**Season, Rookie**

- 1,399 Tyson Thompson, 2005
- 1,181 James Dixon, 1989
- 1,017 Mel Renfro, 1964

**Game**

- 213 Reggie Swinton, @ Philadelphia, 9/22/02
- 205 Jason Tucker, @ N.Y. Giants, 10/15/00
- 203 Jason Tucker, @ New Orleans, 12/24/99

**Game, Opponent**

- 247 Tim Brown, @ Philadelphia, 11/6/66
- 194 Brian Mitchell, @ N.Y. Giants, 9/15/03
- 193 Ahmad Bradshaw, vs. N.Y. Giants, 9/9/07

**Longest Kickoff Return (All TDs)**

- 102 Alexander Wright, vs. Atlanta, 12/22/91
- 101 Amos Marsh, vs. Philadelphia, 10/14/62
- 101 Ike Thomas, vs. N.Y. Jets, 12/4/71

**Longest Kickoff Return, Opponent (All TDs)**

- 108 Roy Green, St. Louis, 10/21/79
- 103 Terrence McGee, @ Buffalo, 10/8/07
- 100 Rock Cartwright, Washington, 9/17/06

**AVERAGE YARDAGE****Career (75 returns)**

- 26.4 Mel Renfro, 1964-77 (85-2,446)
- 25.3 Herschel Walker, 1986-89, 1996-97 (77-1,946)
- 24.7 Tyson Thompson, 2005-07 (98-2,416)

**Season (Qualifiers)**

- 30.0 Mel Renfro, 1965 (21-630)
- 28.9 Herschel Walker, 1996 (27-779)
- 28.4 Cliff Harris, 1971 (29-823)

**Season, Rookie (Qualifiers)**

- 27.9 Jason Tucker, 1999 (22-613)
- 26.5 Bob Hayes, 1965 (17-450)
- 25.7 Amos Marsh, 1961 (26-667)
- 25.4 Mel Renfro, 1964 (40-1,017)

**Game (3 returns)**

- 48.0 Mark Washington, @ Wash., 11/22/70 (3-144)
- 43.7 Reggie Swinton, vs. Tampa Bay, 9/9/01 (3-131)
- 43.6 Ike Thomas, vs. Rams, 11/25/71 (3-131)

**Game, Opponent (3 returns)**

- 49.4 Tim Brown, @ Philadelphia, 11/6/66 (5-247)
- 48.0 Terrence McGee, @ Buffalo, 10/8/07 (3-144)
- 40.8 Mike Nelms, Washington, 11/22/81 (4-163)

**TOUCHDOWNS****Career**

- 2 Mel Renfro, 1964-77
- 2 Ike Thomas, 1971
- 2 Alexander Wright, 1990-91

**Season**

- 2 Ike Thomas, 1971

**Game**

- 1 Many times last by Randal Williams, vs. Philadelphia, 10/12/03

**Game, Opponent**

- 2 Tim Brown, @ Philadelphia, 11/6/66

**COMBINED KICK RETURNS****MOST RETURNS****Career**

- 239 Kevin Williams, 1993-96 (p-95, k-144)
- 230 Kelvin Martin, 1987-92, 1996 (p-179, k-51)
- 225 Butch Johnson, 1976-83 (p-146, k-79)

**Season**

- 87 Gary Allen, 1984 (p-54, k-33)
- 87 Reggie Swinton, 2001 (p-31, k-56)
- 86 James Jones, 1980 (p-54, k-32)

**Game**

- 12 Mel Renfro, vs. G.B., 11/29/64 (p-4, k-8)
- 11 Butch Johnson, vs. Buff., 11/15/76 (p-9, k-2)
- 11 Reggie Swinton, vs. Denver, 11/22/01 (p-5, k-6)

**Game, Opponent**

- 12 Larry Jones, vs. Wash., 12/13/75 (p-6, k-6)
- 10 Phil McCorkley, vs. N.Y. Giants, 11/4/84 (p-8, k-2)
- 10 Stump Mitchell, @ St. Louis, 9/11/83 (p-5, k-5)
- 10 Brian Mitchell, vs. Wash., 11/20/94 (p-5, k-5)
- 10 Reggie Swinton, vs. Arizona, 10/30/05 (p-3, k-7)

**YARDS GAINED****Career**

- 4,329 Kevin Williams, 1993-96 (p-913, k-3,416)
- 3,145 Butch Johnson, 1976-83 (p-1,313, k-1,832)
- 3,088 Mel Renfro, 1964-77 (p-842, k-2,246)

**Season**

- 1,741 Reggie Swinton, 2001 (p-414, k-1,327)
- 1,497 Kevin Williams, 1994 (p-349, k-1,148)
- 1,435 Mel Renfro, 1964 (p-418, k-1,017)

**Game**

- 273 Mel Renfro, vs. G.B., 11/29/64 (p-117, k-156)
- 224 Reggie Swinton, vs. Denver, 11/22/01 (p-100, k-124)
- 215 Reggie Swinton, @ Philadelphia, 9/22/02 (p-2, k-213)

**Game, Opponent**

- 247 Tim Brown, @ Philadelphia, 11/6/66 (k-247)
- 213 Stump Mitchell, St. Louis, 9/11/83 (p-53, k-160)
- 212 Brian Mitchell, vs. Wash., 11/20/94 (p-32, k-180)

**TOUCHDOWNS****Career**

- 4 Kevin Williams, 1993-94 (p-3, k-1)
- 4 Deion Sanders, 1995-99 (p-4)
- 3 Bob Hayes, 1965-74 (p-3)
- 3 Mel Renfro, 1964-77 (p-1, k-2)
- 3 Kelvin Martin, 1987-92 (p-3)

**Season**

- 2 Bob Hayes, 1968 (p-2)
- 2 Ike Thomas, 1971 (k-2)
- 2 Kelvin Martin, 1992 (p-2)\*
- 2 Kevin Williams, 1993 (p-2)\*
- 2 Kevin Williams, 1994 (p-1, k-1)\*
- 2 Deion Sanders, 1998 (p-2)\*
- 2 Wane McGarity, 2000 (p-2)\*

\*16-game record

- Game**  
 1 Many times, last by Terence Newman, vs. Detroit, 12/31/06 (p-1)
- Game, Opponent**  
 2 Tim Brown, @ Philadelphia, 11/6/66 (k-2)

**COMBINED NET YARDS**

- Rushing, receiving, interception returns, kickoff returns, punt returns and fumble returns
- Most Seasons Leading Team**  
 10 Emmitt Smith, 1990-96, 1998-2000  
 9 Tony Dorsett, 1977-85  
 4 Herschel Walker, 1986-88, 1997
- Most Consecutive Seasons Leading Team**  
 9 Tony Dorsett, 1977-85  
 7 Emmitt Smith, 1990-96  
 3 Herschel Walker, 1986-88  
 3 Emmitt Smith, 1998-2000

**ATTEMPTS**

- Career**  
 4,538 Emmitt Smith, 1990-2002  
 3,153 Tony Dorsett, 1977-87  
 1,677 Don Perkins, 1961-68
- Season**  
 439 Emmitt Smith, 1995  
 433 Emmitt Smith, 1992  
 418 Emmitt Smith, 1994

- Game**  
 42 Emmitt Smith, @ N.Y. Giants, 1/2/94 (ru-32, re-10)  
 39 Emmitt Smith, @ G.B., 10/6/91 (ru-32, re-7)  
 38 Emmitt Smith, @ Cleveland, 9/1/91 (ru-32, re-6)  
 38 Emmitt Smith, vs. N.Y. Giants, 11/7/94 (ru-35, re-3)  
 38 Emmitt Smith, vs. G.B., 11/24/94 (ru-32, re-6)

**YARDS**

- Career**  
 20,174 Emmitt Smith, 1990-2002  
 15,501 Tony Dorsett, 1977-87  
 9,104 Bob Hayes, 1965-74
- Season**  
 2,148 Emmitt Smith, 1995  
 2,048 Emmitt Smith, 1992  
 2,019 Herschel Walker, 1988
- Season, Rookie**  
 1,688 James Dixon, 1989  
 1,598 Bob Hayes, 1965  
 1,597 Tyson Thompson, 2005

- Game**  
 331 Jason Tucker, @ New Orleans, 12/24/99  
 307 Kevin Williams, @ Arizona, 12/25/95  
 292 Herschel Walker, vs. Philadelphia, 12/14/86

**INTERCEPTIONS BY**

- Most Seasons Leading Team**  
 5 Everson Walls, 1981-82, 1985, 1987-88  
 4 Cornell Green, 1963, 1965-67
- Most Consecutive Seasons Leading Team**  
 3 Don Bishop, 1960-62  
 3 Cornell Green, 1965-67
- Career**  
 52 Mel Renfro, 1964-77  
 44 Everson Walls, 1981-89  
 41 Charlie Waters, 1970-78, 1980-81
- Season**  
 11 Everson Walls, 1981  
 10 Mel Renfro, 1969  
 9 Everson Walls, 1985
- Season, Rookie**  
 11 Everson Walls, 1981  
 7 Mel Renfro, 1964  
 7 Michael Downs, 1981
- Game**  
 3 Herb Adderley, @ Philadelphia, 9/26/71  
 3 Lee Roy Jordan, vs. Cincinnati, 11/4/73  
 3 Dennis Thurman, vs. Philadelphia, 12/13/81  
 3 Terence Newman, @ Detroit, 10/19/03
- Consecutive Games Intercepted By**  
 5 Don Bishop, 1961  
 4 Charlie Waters, 1972-73  
 4 Dennis Thurman, 1985

- Game, Opponent**  
 3 Eight times, last by Adrian Wilson, @ Arizona, 10/20/02

**YARDS GAINED**

- Career**  
 626 Mel Renfro, 1964-77  
 584 Charlie Waters, 1970-78, 1980-81  
 562 Dennis Thurman, 1978-85
- Season**  
 211 Cornell Green, 1963  
 187 Dennis Thurman, 1981\*  
 182 Herb Adderley, 1971
- Season, Rookie**  
 136 Mike Gaechter, 1962  
 133 Everson Walls, 1981\*  
 110 Mel Renfro, 1964
- Game**  
 121 Mike Gaechter, vs. Washington, 11/3/63  
 102 Herb Adderley, @ Philadelphia, 9/26/71  
 100 Mike Gaechter, vs. Philadelphia, 10/14/62
- Game, Opponent**  
 110 Jim Steffen, @ Washington, 9/29/63  
 102 Erich Barnes, vs. N.Y. Giants, 10/15/61  
 101 Lito Sheppard, vs. Philadelphia, 11/15/04
- Longest Returns (All TDs except as noted)**  
 100 Mike Gaechter, vs. Philadelphia, 10/14/62  
 96 Dennis Thurman, @ Washington, 9/6/81 (no TD)  
 95 George Teague, vs. Green Bay, 11/14/99
- Longest Return, Opponent (All TDs)**  
 104 James Willis and Troy Vincent, vs. Philadelphia, 11/3/96  
 102 Erich Barnes, vs. N.Y. Giants, 10/15/61  
 102 Lito Sheppard, vs. Philadelphia, 10/8/06

**TOUCHDOWNS**

- Career**  
 4 Dennis Thurman, 1977-85  
 4 Dexter Coakley, 1997-2002  
 3 Mel Renfro, 1964-77  
 3 Lee Roy Jordan, 1963-76  
 3 Larry Cole, 1968-80  
 3 Roy Williams, 2002-2005
- Season**  
 2 Larry Brown, 1995  
 2 George Teague, 1999  
 2 Dexter Coakley, 2001  
 2 Roy Williams, 2002
- Game**  
 1 Many times, last by Terence Newman, vs. N.Y. Jets, 11/22/07

**FUMBLES**

**OPPONENTS' FUMBLES RECOVERED**

- Career**  
 19 Ed Jones, 1974-78, 1980-89  
 16 Chuck Howley, 1961-73  
 16 Dave Edwards, 1963-75  
 16 Lee Roy Jordan, 1963-76  
 16 Cliff Harris, 1970-79
- Season**  
 5 Don Healy, 1961  
 4 Jerry Norton, 1962  
 4 Jethro Pugh, 1967  
 4 Larry Cole, 1971  
 4 Jethro Pugh, 1973  
 4 Dexter Clinkscale, 1983\*  
 4 Eugene Lockhart, 1985\*
- Game**  
 2 Many times, last by Kevin Mathis, vs. Carolina, 10/11/98
- Longest Fumble Returns (All TDs)**  
 98 Greg Ellis, vs. Arizona, 10/3/99  
 97 Chuck Howley, vs. Atlanta, 10/2/66  
 86 Michael Downs, @ Houston, 12/13/82
- Longest Fumble Returns, Opponent (All TDs)**  
 96 Joe Lavender, @ Philadelphia, 9/23/74  
 81 Andy Headen, @ N.Y. Giants, 9/9/84  
 80 Sheldon Brown, vs. Philadelphia, 10/9/05

\*16-game record

## OPPONENTS' FUMBLE RETURNED FOR TOUCHDOWN

### Career

- 3 Bob Lilly, 1961-74
- 2 Cornell Green, 1962-74
- 2 Benny Barnett, 1972-82
- 2 Mike Hegman, 1976-88
- 2 Michael Downs, 1981-88
- 2 Jim Jeffcoat, 1983-94

## SACKS

### Most Seasons Led Team

- 7 Harvey Martin, 1974-77, 1979-80, 1982
- 6 Greg Ellis, 1999, 2001-05
- 5 Jethro Pugh, 1968-72

### Most Consecutive Seasons Leading Team

- 5 Jethro Pugh, 1968-72
- 5 Greg Ellis, 2001-05
- 4 George Andrie, 1964-67
- 4 Harvey Martin, 1974-77

## TOTAL SACKS

### Career

- 114 Harvey Martin, 1973-83
- 111 Randy White, 1975-88
- 106 Ed Jones, 1974-78, 1980-89

### Season

- 23 Harvey Martin, 1977
- 18½ George Andrie, 1966
- 16 Randy White, 1978\*

### Season, Rookie

- 9 Willie Townes, 1966
- 9 Harvey Martin, 1973
- 8 DeMarcus Ware, 2005\*

### Game

- 5 Bob Lilly, @ Pittsburgh, 11/20/66
- 5 Jim Jeffcoat, @ Washington, 11/10/85
- 4 Eight times, last by Charles Haley, @ Pittsburgh, 9/4/94

### Game, Rookie

- 3 Randy White, @ Detroit, 10/6/75
- 3 Randy White, @ New England, 11/16/75
- 3 DeMarcus Ware, @ Carolina, 12/24/05
- 2½ Five times, last by Jimmie Jones, vs. Tampa Bay, 10/7/90

### Game, Opponent

- 4½ Jim Katcavage, @ N.Y. Giants, 10/20/63
- 4½ Clyde Simmons, vs. Philadelphia, 9/15/91

## TACKLES

### COMBINED TACKLES

### Career

- 1,350 Darren Woodson, 1992-2003
- 1,236 Lee Roy Jordan, 1963-76
- 1,104 Randy White, 1975-88

### Season

- 222 Eugene Lockhart, 1989
- 173 Dexter Coakley, 2002
- 172 Dat Nguyen, 2001

### Season, Rookie

- 136 Dexter Coakley, 1997
- 127 Roy Williams, 2002
- 108 Robert Jones, 1992

### Game

- 21 Lee Roy Jordan, vs. Philadelphia, 9/26/71
- 20 Fred Strickland, @ N.Y. Giants, 11/24/96
- 19 Eight times, last by Dexter Coakley, @ Arizona, 10/20/02

## SOLO TACKLES

### Career

- 787 Darren Woodson, 1992-2003
- 743 Lee Roy Jordan, 1963-76
- 701 Randy White, 1975-88

### Season

- 154 Eugene Lockhart, 1989
- 104 Dat Nguyen, 2001
- 100 Lee Roy Jordan, 1975

### Game

- 16 Eugene Lockhart, vs. Phoenix, 10/29/89
- 15 Dexter Coakley, @ Seattle, 12/16/01
- 15 Dexter Coakley, @ Arizona, 10/20/02
- 14 Lee Roy Jordan, vs. Philadelphia, 10/28/73
- 14 Brock Marion, @ Green Bay, 11/23/97

## ASSISTED TACKLES

### Career

- 563 Darren Woodson, 1992-2003
- 493 Lee Roy Jordan, 1963-76
- 466 Bob Breunig, 1975-84

### Season

- 101 Jerry Tubbs, 1960

### Game

- 15 Jerry Tubbs, vs. Chicago, 11/27/60

## BLOCKED KICKS

### BLOCKS

(Extra points, Field Goals and Punts)

### Career

- 10 Cornell Green, 1962-74
- 9 Mike Gaechter, 1962-69
- 9 Ed Jones, 1974-78, 1980-89

### Season

- 3 Jethro Pugh, 1965
- 3 Ed Jones, 1978\*
- 3 Michael Downs, 1986\*
- 3 Flozell Adams, 2003\*

### Game

- 2 Billy Joe DuPree, vs. N.Y. Giants, 10/21/73
- 2 Leon Lett, vs. Detroit, 9/19/94

### Game, Opponent

- 2 Bob Freeman, vs. Philadelphia, 9/30/60
- 2 Matt Blair, @ Minnesota, 10/7/79

## BLOCKED EXTRA POINTS

### Career

- 4 Flozell Adams, 1998-2003
- 2 Cornell Green, 1962-74
- 2 Mike Gaechter, 1962-69
- 2 Ed Jones, 1974-78, 1980-89

### Season

- 3 Flozell Adams, 2003
- 1 Many times, last by Greg Ellis, 2004

### Game

- 1 Many times, last by Greg Ellis, @ Philadelphia, 12/19/04

### Game, Opponent

- 2 Bob Freeman, vs. Philadelphia, 9/30/60
- 2 Matt Blair, @ Minnesota, 10/7/79

## BLOCKED FIELD GOALS

### Career

- 8 Cornell Green, 1962-74
- 7 Mike Gaechter, 1962-69
- 7 Ed Jones, 1974-78, 1980-89

### Season

- 2 Ten times, last by Leon Lett, 1994
- 1 Many times, last by Flozell Adams, 2002

### Game

- 2 Leon Lett, vs. Detroit, 9/19/94
- 1 Many times, last by Flozell Adams, vs. Washington, 11/28/02

### Game, Opponent

- 1 Many times, last by Troy Vincent, @ Washington, 11/5/06

## BLOCKED PUNTS

### Career

- 4 Issiac Holt, 1989-92
- 2 Billy Joe DuPree, 1973-83
- 2 Thomas Henderson, 1975-79
- 2 Aaron Kyle, 1976-79
- 2 Charlie Waters, 1970-78, 1980-81

### Season

- 2 Billy Joe DuPree, 1973
- 2 Aaron Kyle, 1976
- 2 Issiac Holt, 1990\*

### Game

- 2 Billy Joe DuPree, vs. N.Y. Giants, 10/21/73

### Game, Opponent

- 1 Many times, last by Kevin Mitchell, vs. Washington, 11/28/02

\*16-game record

# Cowboys Team Records

1960 — 12 games; 1961-77 — 14 games; 1978-2007 — 16 games.

NOTE: The 1982 regular season was reduced to nine games and the 1987 season to 15 games due to players' strikes.

## GAMES WON

### Most Consecutive Games Won (Including postseason)

12 1971-72  
10 1993-94  
9 1977-78

### Most Consecutive Games Won (Regular season)

11 1968-69  
9 1971-72, 1978-79\*  
8 1977, 1991-92

### Most Games Won, Season (Including postseason)

16 1992  
15 1977, 1993, 1995  
14 1971, 1978, 1980

### Most Games Won, Season (Regular season)

13 1992  
12 1968, 1977, 1978, 1980, 1981, 1983, 1993,  
1994, 1995

### Most Consecutive Games Won, Season (Including postseason)

10 1971  
8 1977, 1978\*, 1993\*

### Most Consecutive Games Won, Season (Regular season)

8 1977  
7 1971, 1983\*, 1993\*, 2007\*

### Most Consecutive Games Won, Start of Season

8 1977  
7 1983\*  
6 1968, 1969

### Most Consecutive Games Won, End of Season

7 1971  
6 1978\*  
5 1968, 1970, 1991, 1993

### Most Consecutive Home Games Won (Including postseason)

18 1960-81  
11 1971-72, 1991-92  
9 1975-76

### Most Consecutive Road Games Won (Including postseason)

7 1968, 1993-94, 2007  
6 1966-67, 1975-76, 1978-79

## GAMES LOST

### Most Consecutive Games Lost

10 1960, 1988  
9 1988-89

### Most Consecutive Games Without Victory

12 1960  
10 1988  
9 1988-89

### Most Games Lost, Season

15 1989  
13 1988  
11 1960, 2000, 2001, 2002

### Most Consecutive Home Games Lost

14 1988-89  
6 1960

### Most Consecutive Home Games Without Victory

14 1988-89  
7 1962-63

### Most Consecutive Away Games Lost

9 1962-63, 2000-2001  
8 1997-98, 1999-2000

### Most Consecutive Away Games Without Victory (Including postseason)

9 1962-63, 1999-2000, 2000-2001  
8 1997-98  
7 1960, 1964-65

## SCORING

### Most Points, Season

479 1983  
455 2007  
454 1980

### Most Points, Opponent, Season

405 2004  
402 1962  
393 1989

### Fewest Points, Season

177 1960  
204 1989\*  
217 2002

### Fewest Points, Opponent, Season

186 1968  
194 1976  
208 1978\*

### Most Points, Game

59 vs. Detroit, 9/15/68  
59 vs. San Francisco, 10/12/80  
56 vs. Philadelphia, 10/9/66

### Most Points, Opponent, Game

54 @ Minnesota, 10/18/70  
52 @ St. Louis, 12/9/62  
50 @ Cincinnati, 12/8/85

### Most Points, Both Teams, Game

86 @ Buffalo, 9/19/71 (Dallas 49, Buffalo 37)  
82 vs. Minnesota, 11/26/87  
(Minnesota 44, Dallas 38 OT)

82 vs. Minnesota, 11/26/98  
(Minnesota 46, Dallas 36)

82 @ Seattle, 12/6/04  
(Dallas 43, Seattle 39)

### Fewest Points, Both Teams, Game

8 @ Cleveland, 12/12/70 (Dallas 6, Clev. 2)  
10 @ Houston, 11/24/74 (Dallas 10, Houston 0)  
12 vs. N.Y. Giants, 11/7/76 (Dallas 9, N.Y. Giants 3)  
12 @ New England, 11/16/03 (New England 12, Dallas 0)

### Most Points Overcome To Win Game

21 vs. New Orleans, 10/21/84  
21 @ Washington, 9/12/99 (OT)  
20 @ Washington, 9/5/83

### Most Points, Opponent, Overcome To Win Game

21 @ Washington, 11/28/65  
20 @ Philadelphia, 10/23/88  
18 vs. Indianapolis, 9/15/96

### Most Points, First Half

42 vs. Philadelphia, 10/19/69  
38 vs. N.Y. Jets, 12/4/71  
38 vs. San Francisco, 10/12/80

### Most Points, Opponent, First Half

35 @ Denver, 9/13/98  
35 vs. Philadelphia, 11/15/04  
34 @ Minnesota, 10/18/70  
34 @ Rams, 10/14/73  
34 @ Washington, 11/23/86

### Most Points, Both Teams, First Half

55 vs. Raiders, 10/23/83  
52 @ N.Y. Giants, 12/16/62  
52 @ Buffalo, 9/19/71  
52 @ Denver, 9/13/98

### Most Points, Second Half

36 vs. Green Bay, 11/24/94  
31 @ Philadelphia, 9/29/68  
31 @ Tennessee, 10/1/06  
31 vs. Houston, 10/15/06  
31 @ Chicago, 9/23/07

### Most Points, Opponent, Second Half

38 @ St. Louis, 12/9/62  
35 @ Green Bay, 11/23/97  
30 @ Baltimore, 11/21/04

### Most Points, Both Teams, Second Half

58 vs. St. Louis, 9/28/75 (OT)  
50 vs. Green Bay, 11/24/94  
49 vs. N.Y. Giants, 10/21/73  
49 @ Cincinnati, 12/8/85  
49 @ Washington, 9/12/99 (OT)  
49 @ Seattle, 12/6/04

### Most Points, First Quarter

28 vs. Philadelphia, 10/19/69  
28 vs. N.Y. Jets, 12/4/71  
21 Four times, last vs. Arizona, 10/9/94

### Most Points, Opponent, First Quarter

22 @ Cincinnati, 12/8/85  
21 vs. Cleveland, 12/3/61  
21 @ San Francisco, 10/11/81  
21 @ San Francisco, 12/19/83  
21 @ Denver, 9/13/98  
21 vs. Minnesota, 11/26/98  
21 @ N.Y. Giants, 12/15/02

\*16-game record



**Most Points, Both Teams, First Quarter**

35 vs. Philadelphia, 10/19/69  
 35 vs. Atlanta, 12/22/91  
 28 vs. St. Louis, 11/23/67  
 28 vs. N.Y. Jets, 12/4/71  
 28 @ Denver, 9/13/98

**Most Points, Second Quarter**

24 vs. N.Y. Giants, 9/18/66  
 24 vs. Pittsburgh, 10/30/66  
 24 vs. Detroit, 9/15/68  
 24 vs. New England, 10/24/71  
 24 vs. San Francisco, 10/12/80  
 24 @ Washington, 10/2/94

**Most Points, Opponent, Second Quarter**

28 vs. Philadelphia, 11/15/04  
 26 @ Philadelphia, 9/30/01  
 24 vs. Baltimore, 10/30/60  
 24 vs. N.Y. Giants, 11/11/62

**Most Points, Both Teams, Second Quarter**

42 @ N.Y. Giants, 12/16/62  
 42 vs. Philadelphia, 11/15/04  
 38 vs. Kansas City, 11/10/75  
 38 vs. Raiders, 10/23/83

**Most Points, Third Quarter**

24 vs. Chicago, 12/27/92  
 21 Seven times, last vs. St. Louis, 9/30/07

**Most Points, Opponent, Third Quarter**

24 @ Tennessee, 12/25/00  
 22 @ Washington, 9/12/99  
 21 @ Washington, 12/17/61  
 21 @ Cincinnati, 12/8/85  
 21 @ Green Bay, 10/24/04  
 21 vs. New Orleans, 12/10/06

**Most Points, Both Teams, Third Quarter**

35 @ Washington, 12/17/61  
 35 vs. St. Louis, 9/28/75  
 31 vs. New Orleans, 12/10/06

**Most Points, Fourth Quarter**

25 @ Carolina, 10/29/06

**Most Points, Opponent, Fourth Quarter**

22 @ Seattle, 12/6/04  
 21 Eight times, last @ N.Y. Giants, 1/2/05

**Most Points, Both Teams, Fourth Quarter**

36 @ Seattle, 12/6/04  
 35 vs. N.Y. Giants, 10/21/73  
 35 vs. San Francisco, 12/8/02

**Most Consecutive Games Scoring**

218 1970-85  
 151 1991-2000  
 146 1960-70

**TOUCHDOWNS****Most Touchdowns, Season**

60 1980  
 59 1983  
 56 1966

**Most Touchdowns, Opponent, Season**

52 1962  
 49 1961  
 49 2004\*

**Fewest Touchdowns, Season**

23 1960  
 25 1989\*  
 26 2001, 2002

**Fewest Touchdowns, Opponent, Season**

23 1968  
 23 1973  
 23 1993\*

**Most Touchdowns, Game**

8 vs. Philadelphia, 10/9/66  
 8 vs. Detroit, 9/15/68  
 8 vs. San Francisco, 10/12/80

**Most Touchdowns, Opponent, Game**

7 vs. Cleveland, 10/16/60  
 7 @ St. Louis, 12/9/62  
 7 @ Cincinnati, 12/8/85  
 7 vs. Philadelphia, 11/15/04

**Most Touchdowns, Both Teams, Game**

12 vs. Buffalo, 9/19/71  
 11 @ San Francisco, 12/12/77  
 11 vs. Minnesota, 11/26/87

**Most Consecutive Games Score Touchdown**

75 1979-84  
 73 1960-65  
 72 1965-70

**POINT AFTER TOUCHDOWNS****Most Points After Touchdowns, Season**

59 1980  
 57 1983  
 56 1966

**Most Point After Touchdowns, Opponent, Season**

49 1962  
 45 1963  
 44 1961, 2004\*

**Most Point After Touchdowns, Game**

8 vs. Philadelphia, 10/9/66  
 8 vs. Detroit, 9/15/68  
 8 vs. San Francisco, 10/12/80

**Most Point After Touchdowns, Opponent, Game**

7 @ St. Louis, 12/9/62  
 7 vs. Philadelphia, 11/15/04  
 6 11 times, last vs. New England, 10/14/07

**Most Consecutive Point After Touchdowns (Kicking)**

191 1996-2003  
 162 1969-73  
 143 1965-89

**Most Two Point Conversions, Attempted, Season**

5 1997  
 4 2000  
 3 2006

**Most Two Point Conversions Attempted, Opponent, Season**

4 1996, 1999, 2004  
 3 1994, 1995, 2000

**Most Two Point Conversions Made, Season**

2 1996, 1997, 2000, 2006  
 1 1995, 2004, 2005

**Most Two Point Conversions Made, Opponent, Season**

3 1999  
 2 1997, 1998, 2003, 2004

**FIELD GOALS****Most Field Goals Attempted, Season**

39 1991  
 38 1997  
 37 1993

**Most Field Goals Attempted, Opponent, Season**

39 1991  
 38 2002  
 36 2001

**Fewest Field Goals Attempted, Season**

13 1960  
 17 1980\*  
 19 2002

**Fewest Field Goals Attempted, Opp., Season**

12 1976  
 15 1977  
 17 1992\*

**Most Field Goals Attempted, Game**

8 @ N.Y. Giants, 9/15/03  
 7 @ Chicago, 11/24/68  
 7 vs. Green Bay, 11/18/96

**Most Field Goals Attempted, Opponent, Game**

7 @ Philadelphia, 12/5/65  
 6 vs. San Francisco, 11/20/60  
 6 vs. St. Louis, 12/18/71  
 6 @ Green Bay, 10/1/72  
 6 @ Arizona, 10/13/02

**Most Field Goals Attempted, Both Teams, Game**

9 @ Philadelphia, 12/5/65  
 9 @ Chicago, 11/24/68  
 9 @ N.Y. Giants, 9/15/03

**Most Field Goals Made, Season**

34 1997  
 32 1996  
 30 1993

**Most Field Goals Made, Opponent, Season**

29 1991  
 28 1989, 1996  
 27 2001, 2002

**Fewest Field Goals Made, Season**

6 1960  
 9 1963, 1967  
 10 1974, 1989\*

\*16-game record

**Fewest Field Goals Made, Opponent, Season**

7 1976  
8 1967  
9 1968, 1969  
11 1978\*

**Most Field Goals Made, Game**

7 vs. Green Bay, 11/18/96  
7 @ N.Y. Giants, 9/15/03  
5 @ Rams, 12/21/87  
5 vs. Green Bay, 10/3/93  
5 vs. N.Y. Giants, 12/17/95  
5 @ Arizona, 9/7/97  
5 vs. Philadelphia, 9/15/97

**Most Field Goals Made, Opponent, Game**

5 vs. Atlanta, 10/20/96  
5 vs. Philadelphia, 11/18/01  
4 Many times, last vs. Detroit, 12/31/06

**Most Field Goals Made, Both Teams, Game**

8 @ N.Y. Giants, 9/15/03  
7 @ Houston, 11/10/91  
7 vs. N.Y. Giants, 12/17/95  
7 vs. Green Bay, 11/18/96  
7 vs. Philadelphia, 9/15/97

**Most Consecutive Games Scoring Field Goal**

18 1992-93  
15 1996-97  
13 2001-02

**SAFETIES****Most Safeties, Season**

3 1981  
2 Many times, last 2003

**Most Safeties, Opponent, Season**

2 1960, 1986, 1988, 2002, 2006

**Most Safeties, Game**

2 vs. Philadelphia, 11/19/72  
2 vs. Arizona, 10/5/03  
1 Many times, last vs. Cleveland, 9/19/04

**FIRST DOWNS****Most First Downs, Season**

364 1995  
342 1978, 1983  
339 1979

**Most First Downs, Opponent, Season**

321 1989  
312 1985  
309 2000

**Most First Downs, Both Teams, Season**

667 1995  
648 1985  
633 1980

**Fewest First Downs, Season**

180 1960  
211 1965  
237 2002\*

**Fewest First Downs, Opponent, Season**

199 1974  
200 1971  
228 2003\*

**Most First Downs, Game**

33 @ Detroit, 9/15/85  
32 Five times, last vs. Minnesota, 11/26/98

**Most First Downs, Opponent, Game**

33 @ Houston, 11/10/91  
32 @ Oakland, 11/19/95  
32 @ Washington, 12/22/96

**Most First Downs, Both Teams, Game**

57 @ Oakland, 11/19/95  
55 @ Washington, 9/12/99 (OT)  
54 @ San Francisco, 11/10/63  
54 @ N.Y. Giants, 9/10/78  
54 @ Houston, 11/10/91

**Fewest First Downs, Game**

6 @ Tennessee, 12/25/00  
7 @ N.Y. Giants, 12/16/89  
7 @ Washington, 12/30/07  
8 Nine times, last @ Washington, 12/29/02

**Fewest First Downs, Opponent, Game**

5 @ Philadelphia, 11/6/66  
5 @ Philadelphia, 9/23/74  
6 Four times, last vs. Philadelphia, 10/9/05

**Fewest First Downs, Both Teams, Game**

20 @ Green Bay, 10/24/65  
21 @ Philadelphia, 11/6/66  
21 @ Houston, 11/24/74  
21 @ N.Y. Giants, 12/16/89

**Most First Downs, Rushing, Season**

147 1974  
146 1978\*  
143 1980

**Most First Downs, Rushing, Opponent, Season**

137 2000  
122 1961  
118 1986

**Fewest First Downs, Rushing, Season**

57 1960  
78 1989\*  
82 1997

**Fewest First Downs, Rushing, Opp., Season**

52 1969  
59 1971  
68 1992\*, 2003\*

**Most First Downs, Rushing, Game**

19 @ Baltimore, 12/6/81  
16 vs. Cleveland, 11/25/82  
17 @ Green Bay, 11/12/78  
17 vs. Washington, 11/22/81

**Most First Downs, Rushing, Opponent, Game**

17 @ Chicago, 9/30/84  
17 vs. Philadelphia, 9/3/00  
15 Four times, last @ Baltimore, 11/19/00

**Fewest First Downs, Rushing, Game**

0 vs. Philadelphia, 11/1/70  
0 @ Washington, 12/30/07

**Fewest First Downs, Rushing, Opponent, Game**

1 Many times, last vs. Philadelphia, 12/16/07  
0 Seven times, last vs. Philadelphia, 10/9/05  
1 Many times, last vs. Houston, 10/15/06

**Most First Downs, Passing, Season**

217 2007  
208 1985  
205 1983

**Most First Downs, Passing, Opponent, Season**

195 2007  
193 1985  
183 1989

**Fewest First Downs, Passing, Season**

95 1970  
105 1960  
108 1965  
110 2001\*

**Fewest First Downs, Passing, Opp., Season**

94 1977  
97 1960  
105 1970  
127 2003\*

**Most First Downs, Passing, Game**

23 @ San Francisco, 11/10/63  
22 @ Detroit, 9/15/95  
21 @ Miami, 10/27/96

**Most First Downs, Passing, Opponent, Game**

22 vs. Washington, 11/18/07  
21 vs. Chicago, 11/18/62  
21 vs. Kansas City, 11/20/83  
21 @ St. Louis, 11/11/84  
21 @ Arizona, 11/15/98

**Fewest First Downs, Passing, Game**

1 vs. Tampa Bay, 9/9/01  
2 @ Phoenix, 10/14/90  
2 @ Tennessee, 12/25/00

**Fewest First Downs, Passing, Opponent, Game**

1 Three times, last @ N.Y. Jets, 12/21/75

**Most First Downs, Penalty, Season**

44 2005  
33 1985  
32 2000

**Most First Downs, Penalty, Opponent, Season**

38 1997  
34 1987  
33 2003

**Fewest First Downs, Penalty, Season**

9 1961, 1962, 1971  
11 1963, 1967  
18 1996\*

**Fewest First Downs, Penalty, Opp., Season**

10 1969  
12 1961  
16 1991\*

\*16-game record

**Most First Downs, Penalty, Game**

9 vs. Detroit, 11/20/05  
 7 vs. Washington, 12/26/93  
 6 vs. Tampa Bay, 10/9/83

**Most First Downs, Penalty, Opponent, Game**

7 @ N.Y. Jets, 10/4/87  
 6 Five times, last @ Green Bay, 11/23/97

**NET YARDS GAINED RUSHING AND PASSING****Most Yards Gained, Season**

5,968 1979  
 5,959 1978, 1983

**Most Yards Gained, Opponent, Season**

5,608 1985  
 5,556 1989  
 5,427 1983

**Fewest Yards Gained, Season**

3,153 1960  
 3,704 1964  
 3,995 1965  
 4,081 1990\*

**Fewest Yards Gained, Opponent, Season**

3,213 1977  
 3,463 1974  
 3,466 1973  
 3,933 1992\*

**Most Yards Gained, Game**

652 vs. Philadelphia, 10/9/66  
 583 vs. Baltimore, 9/4/78  
 578 vs. St. Louis, 9/30/73

**Most Yards Gained, Opponent, Game**

583 @ Houston, 11/10/91  
 570 @ Cincinnati, 12/8/85  
 536 vs. New Orleans, 12/10/06

**Most Yards Gained, Both Teams, Game**

1,045 @ Washington, 9/12/99 (OT)  
 995 vs. Miami, 10/25/81  
 984 vs. Minnesota, 11/26/98

**Fewest Yards Gained, Game**

90 vs. Philadelphia, 9/15/91  
 96 @ Tennessee, 12/25/00  
 100 @ Phoenix, 10/14/90

**Fewest Yards Gained, Opponent, Game**

62 vs. Seattle, 10/11/82  
 63 @ Green Bay, 10/24/65  
 80 @ Philadelphia, 11/6/66

**Fewest Yards Gained, Both Teams, Game**

255 @ Green Bay, 10/24/65  
 320 @ Philadelphia, 11/6/66  
 333 @ Houston, 11/24/74

**Most Consecutive Games, 300 or More Yards**

17 1975-76  
 15 1978-79  
 14 2006

**Most Consecutive Games, 400 or More Yards**

4 1976  
 3 1983\*  
 2 Many times, last 2007

**RUSHING****ATTEMPTS****Most Rushing Attempts, Season**

630 1981  
 625 1978  
 594 1980

**Most Rushing Attempts, Opponent, Season**

543 1989  
 538 2000  
 511 1997

**Fewest Rushing Attempts, Season**

311 1960  
 355 1989\*  
 393 1990

**Fewest Rushing Attempts, Opponent, Season**

313 1969  
 339 1967  
 345 1992\*

**Most Rushing Attempts, Game**

66 @ Baltimore, 12/6/81  
 59 vs. San Francisco, 10/12/80  
 58 @ Green Bay, 11/12/78

**Most Rushing Attempts, Opponent, Game**

53 vs. N.Y. Giants, 11/7/76  
 52 vs. N.Y. Giants, 12/17/72  
 51 vs. N.Y. Giants, 9/16/90

**Fewest Rushing Attempts, Game**

10 @ New Orleans, 9/10/89  
 11 vs. N.Y. Giants, 9/16/90  
 13 Four times, last vs. Philadelphia, 9/3/00

**Fewest Rushing Attempts, Opponent, Game**

9 vs. Philadelphia, 10/9/05  
 11 @ Atlanta, 12/21/92  
 12 vs. Pittsburgh, 10/30/66  
 12 vs. N.Y. Giants, 9/24/67  
 12 vs. Philadelphia, 10/16/83

**YARDS****Most Yards Gained Rushing, Season**

2,783 1978  
 2,711 1981  
 2,454 1974

**Most Yards Gained Rushing, Opponent, Season**

2,636 2000  
 2,242 1960  
 2,226 1964

**Fewest Yards Gained Rushing, Season**

1,049 1960  
 1,409 1989\*  
 1,500 1990

**Fewest Yards Gained Rushing, Opp., Season**

1,050 1969  
 1,094 1967  
 1,144 1971  
 1,244 1992\*

**Most Yards Gained Rushing, Game**

354 @ Baltimore, 12/6/81  
 313 @ Green Bay, 11/12/78  
 299 vs. Cleveland, 11/25/82

**Most Yards Gained Rushing, Opponent, Game**

306 vs. Philadelphia, 9/3/00  
 289 vs. Philadelphia, 10/22/61  
 283 @ Chicago, 9/30/84

**Most Yards Gained Rushing, Both Teams, Game**

510 @ Baltimore, 12/6/81  
 466 vs. Philadelphia, 10/22/61  
 450 vs. N.Y. Giants, 10/15/61

**Fewest Yards Gained Rushing, Game**

1 @ Washington, 12/30/07  
 8 @ New Orleans, 12/6/98  
 20 @ New Orleans, 9/10/89  
 20 vs. N.Y. Giants, 9/16/90

**Fewest Yards Gained Rushing, Opponent, Game**

7 vs. Pittsburgh, 10/30/66  
 11 @ Cleveland, 9/17/67  
 16 @ Washington, 10/8/67

**AVERAGE GAIN****Highest Average Gain Rushing, Season**

4.70 1962  
 4.52 1974  
 4.50 1966  
 4.45 1978\*

**Highest Average Gain Rushing, Opponent, Season**

5.04 1960  
 4.92 1961  
 4.90 2000\*

**Lowest Average Gain Rushing, Season**

3.37 1960  
 3.45 1996\*  
 3.55 1994

**Lowest Average Gain Rushing, Opponent, Season**

3.22 1974  
 3.23 1967  
 3.24 1971  
 3.45 2003\*

**TOUCHDOWNS****Most Touchdowns Rushing, Season**

29 1995  
 26 1968, 1980, 1994

**Most Touchdowns, Rushing, Opponent, Season**

24 1960  
 21 1989\*  
 19 1962, 1987

**Fewest Touchdowns, Rushing, Season**

6 1960, 1961, 1997  
 7 1989, 2002

**Fewest Touchdowns, Rushing, Opp., Season**

3 1968, 1969  
 5 1973  
 6 1999\*

**Most Touchdowns, Rushing, Game**

5 @ Philadelphia, 9/29/68  
 5 @ Buffalo, 9/19/71  
 5 vs. Phoenix, 12/16/90

\*16-game record

- Most Touchdowns, Rushing, Opponent, Game**  
 5 Four times, last vs. Philadelphia, 10/4/65  
 4 Many times, last @ Denver, 9/13/98
- Most Touchdowns, Rushing, Both Teams, Game**  
 6 Seven times, last vs. Phoenix, 12/16/90  
 5 Many times, last @ Detroit, 12/9/07

**PASSING**

**ATTEMPTS**

- Most Passes Attempted, Season**  
 604 1984  
 587 1985  
 555 1988
- Most Passes Attempted, Opponent, Season**  
 581 2007  
 574 2002  
 558 1983
- Fewest Passes Attempted, Season**  
 297 1970  
 321 1973  
 354 1960  
 413 2001\*
- Fewest Passes Attempted, Opponent, Season**  
 293 1960  
 326 1961  
 349 1974  
 432 1978\*
- Most Passes Attempted, Game**  
 62 @ Detroit, 9/15/85  
 57 vs. Minnesota, 11/26/98  
 55 @ N.Y. Giants, 11/6/88
- Most Passes Attempted, Opponent, Game**  
 59 vs. Kansas City, 11/20/83  
 56 @ Houston, 11/10/91  
 56 @ Arizona, 11/15/98  
 55 Four times, last vs. Washington, 11/18/07
- Most Passes Attempted, Both Teams, Game**  
 99 @ Philadelphia, 10/23/88  
 95 @ Houston, 11/10/91  
 92 vs. Minnesota, 11/26/98
- Fewest Passes Attempted, Game**  
 8 vs. Washington, 12/10/00  
 11 vs. Atlanta, 10/11/70  
 11 vs. N.Y. Giants, 10/21/73  
 12 vs. Philadelphia, 10/14/62
- Fewest Passes Attempted, Opponent, Game**  
 10 vs. Washington, 10/3/71  
 10 vs. Miami, 11/22/73  
 12 @ Pittsburgh, 11/20/77
- Fewest Passes Attempted, Both Teams, Game**  
 28 @ N.Y. Jets, 12/21/75  
 29 vs. Atlanta, 10/11/70  
 31 @ N.Y. Giants, 10/10/76

**COMPLETIONS**

- Most Passes Completed, Season**  
 346 1983  
 344 1985  
 342 2007
- Most Passes Completed, Opponent, Season**  
 342 2007  
 334 1993, 2002  
 320 1991
- Fewest Passes Completed Season**  
 149 1970  
 163 1960  
 168 1965  
 210 2001\*
- Fewest Passes Completed, Opponent, Season**  
 145 1960  
 154 1977  
 162 1975  
 202 1978\*
- Most Passes Completed, Game**  
 40 @ Detroit, 9/15/85  
 35 @ Detroit, 12/9/07  
 34 @ N.Y. Giants, 10/5/97  
 34 vs. Minnesota, 11/26/98
- Most Passes Completed, Opponent, Game**  
 41 @ Houston, 11/10/91  
 36 vs. San Francisco, 12/8/02  
 34 @ Atlanta, 12/21/92  
 34 vs. Washington, 11/18/07

**Most Pass Completions, Both Teams, Game**

- 65 @ Houston, 11/10/91  
 58 @ Philadelphia, 10/23/88  
 57 @ San Diego, 11/13/83  
 57 @ Detroit, 12/9/07
- Fewest Passes Completed, Game**  
 4 vs. Atlanta, 10/11/70  
 5 vs. Washington, 12/12/76  
 5 vs. Washington, 12/10/00  
 5 @ Tennessee, 12/25/00
- Fewest Passes Completed, Opponent, Game**  
 2 @ N.Y. Jets, 12/21/75  
 4 Four times, last vs. Rams, 9/21/75
- Fewest Pass Completions, Both Teams, Game**  
 8 @ N.Y. Jets, 12/21/75  
 14 Five times, last vs. Rams, 9/21/75
- YARDS**
- Most Yards Gained, Passing, Season**  
 4,105 2007  
 3,861 1985  
 3,842 1983
- Most Yards Gained, Passing, Opponent, Season**  
 3,928 1983  
 3,755 1985  
 3,674 1962
- Fewest Yards Gained, Passing, Season**  
 2,013 1964  
 2,104 1960  
 2,149 1970  
 2,218 2001\*
- Fewest Yards Gained, Passing, Opp., Season**  
 1,562 1977  
 1,909 1976  
 1,913 1970  
 2,288 1978\*
- Most Yards Gained, Passing, Game**  
 455 vs. Minnesota, 11/26/98  
 452 @ Detroit, 9/15/85  
 440 vs. Philadelphia, 10/9/66
- Most Yards Gained, Passing, Opponent, Game**  
 448 @ Arizona, 11/15/98  
 437 vs. Chicago, 11/18/62  
 425 @ Houston, 11/10/91
- Most Yards Gained, Passing, Both Teams, Game**  
 808 vs. Minnesota, 11/26/98  
 724 @ Washington, 9/12/99 (OT)  
 720 @ N.Y. Giants, 10/6/85
- Fewest Yards Gained, Passing, Game**  
 -1 @ Green Bay, 10/24/65  
 10 @ Tennessee, 12/25/00  
 28 vs. Tampa Bay, 9/9/01
- Fewest Yards Gained, Passing, Opp., Game**  
 -10 @ Green Bay, 10/24/65  
 -1 @ N.Y. Jets, 12/21/75  
 1 vs. Washington, 10/16/77
- Fewest Yards Gained, Pass., Both Teams, Game**  
 -11 @ Green Bay, 10/24/65  
 83 vs. Atlanta, 10/11/70  
 85 @ N.Y. Jets, 12/21/75
- COMPLETION PERCENTAGE**
- Highest Completion Percentage, Season**  
 66.7 1993 (317 of 475)  
 65.2 1995 (322 of 494)  
 64.4 2007 (342 of 531)
- Highest Completion Percentage, Opp., Season**  
 61.8 2004 (310 of 502)  
 61.7 1989 (301 of 488)  
 60.5 2000 (277 of 458)
- Lowest Completion Percentage, Season**  
 46.0 1960 (163 of 354)  
 46.4 1965 (168 of 362)  
 47.5 1964 (192 of 404)  
 50.8 2001 (210 of 413)\*
- Lowest Completion Percentage, Opp., Season**  
 40.5 1960 (159 of 393)  
 41.6 1977 (154 of 370)  
 43.4 1975 (162 of 373)  
 46.2 1981 (236 of 511)\*
- Highest Completion Percentage, Game (10 att.)**  
 87.5 @ Philadelphia, 11/6/83 (21 of 24)  
 86.7 @ N.Y. Giants, 10/10/76 (16 of 19)  
 85.7 @ Atlanta, 12/21/92 (18 of 21)
- Highest Completion Percentage, Opponent, Game (10 att.)**  
 85.7 @ Detroit, 12/11/60 (12 of 14)  
 84.2 @ New Orleans, 9/10/89 (16 of 19)  
 84.0 vs. Pittsburgh, 10/17/04 (21 of 25)

\*16-game record

**Highest Completion Percentage, Both Teams, Game**

80.6 @ N.Y. Giants, 10/10/76 (25 of 31)  
 78.7 vs. N.Y. Giants, 9/29/91 (48 of 61)  
 78.0 @ N.Y. Giants, 9/30/90 (39 of 50)

**Lowest Completion Percentage, Game**

22.7 vs. Washington, 12/12/76 (5 of 22)  
 25.0 @ Tennessee, 12/25/00 (5 of 20)  
 28.6 vs. Washington, 9/26/65 (6 of 21)

**Lowest Completion Percentage, Opp., Game**

16.7 @ N.Y. Jets, 12/21/75 (2 of 12)  
 18.2 @ St. Louis, 10/23/60 (4 of 22)  
 21.1 @ Green Bay, 10/24/65 (4 of 19)

**Lowest Completion Per., Both Teams, Game**

28.6 @ N.Y. Jets, 12/21/75 (8 of 28)  
 30.4 @ St. Louis, 10/23/60 (14 of 46)  
 33.3 @ Washington, 12/14/03 (17 of 51)

**TOUCHDOWNS****Most Touchdowns, Passing, Season**

36 2007  
 31 1962, 1983  
 30 1980

**Most Touchdowns, Passing, Opponent, Season**

33 1962  
 31 1963, 2004\*

**Fewest Touchdowns, Passing, Season**

10 1964  
 12 1990\*, 1996\*

**Fewest Touchdowns, Passing, Opp., Season**

10 1970, 1996\*  
 11 1978

**Most Touchdowns, Passing, Game**

5 Eight times, last vs. Tampa Bay, 11/23/06  
 4 Many times, last vs. Green Bay, 11/29/07

**Most Touchdowns, Passing, Opponent, Game**

6 @ N.Y. Giants, 12/16/62  
 5 Seven times, last vs. New England, 10/14/07

**SACKS****TOTAL SACKS****Most Sacks, Season**

62 1985  
 60 1966  
 58 1978

**Most Sacks, Opponent, Season**

68 1964  
 60 1986\*  
 55 1965  
 55 1966

**Fewest Sacks, Season**

20 1960, 1963  
 21 1961  
 23 1991\*

**Fewest Sacks, Opponent, Season**

18 1995  
 19 1996, 1998  
 20 1994

**Most Sacks, Game**

12 @ Pittsburgh, 11/20/66  
 12 @ Houston, 9/29/85  
 11 @ Detroit, 10/6/75  
 11 @ N.Y. Jets, 10/4/87

**Most Sacks, Opponent, Game**

11 @ San Diego, 11/16/86  
 11 vs. Philadelphia, 9/15/91  
 10 vs. New England, 11/22/84

**Most Sacks, Both Teams, Game**

17 @ Pittsburgh, 11/20/66  
 15 @ San Diego, 11/16/86  
 14 Four times, last @ Houston, 9/29/85

**Games With No Sacks Allowed, Season**

8 1994  
 6 1995  
 5 Five times, last 1998

**SACK YARDAGE****Most Sack Yardage, Season**

459 1985  
 452 1969  
 442 1978

**Most Sack Yardage, Opponent, Season**

503 1964  
 498 1986\*  
 403 1987

**Fewest Sack Yardage, Season**

130 2001  
 137 2002  
 151 1991

**Fewest Sack Yardage, Opponent, Season**

93 1994  
 110 1998  
 112 1992

**Most Sack Yardage, Game**

84 vs. Detroit, 10/6/75  
 84 @ Houston, 11/24/74  
 82 @ Houston, 9/29/85

**Most Sack Yardage, Opponent, Game**

93 @ San Diego, 11/16/86  
 77 vs. San Francisco, 11/23/72  
 71 @ Atlanta, 9/15/74

**INTERCEPTIONS****TOTAL INTERCEPTIONS****Most Interceptions, Season**

37 1981  
 33 1985  
 29 1967

**Most Interceptions, Opponent, Season**

33 1960  
 28 1967  
 27 1961, 1988\*, 1989\*

**Fewest Interceptions, Season**

7 1989, 1997  
 9 2001  
 10 1988

**Fewest Interceptions, Opponent, Season**

6 1993  
 8 1998  
 10 1977, 1995

**Most Interceptions, Game**

7 @ Philadelphia, 9/26/71  
 6 vs. Washington, 9/9/85  
 5 Seven times, last vs. Miami, 11/25/99

**Most Interceptions, Opponent, Game**

5 Seven times, last @ Buffalo, 10/8/07

**YARDS GAINED****Most Yards, Season**

549 1963  
 523 1980\*  
 482 1981

**Most Yards, Opponent, Season**

586 1961  
 526 2004\*  
 437 1963

**Fewest Yards, Season**

37 1989  
 67 1988  
 100 1960

**Fewest Yards, Opponent, Season**

47 1993  
 93 1974  
 100 1999

**Most Yards, Game**

183 vs. Washington, 11/3/63  
 154 vs. Atlanta, 9/20/99  
 150 @ Philadelphia, 9/26/71

**Most Yards, Opponent, Game**

138 vs. N.Y. Giants, 10/15/61  
 129 @ Minnesota, 10/18/70  
 127 @ Cleveland, 10/23/66

**TOUCHDOWNS****Most Touchdowns By Interceptions, Season**

4 1985, 1995, 1999  
 3 Eight times, last 2006

**Most Touchdowns By Interceptions, Opponent, Season**

5 1961, 1963  
 4 1964, 1984\*, 1990\*, 2001\*, 2004\*

**PUNTING****TOTAL PUNTS****Most Punts, Season**

112 2002  
 108 1984  
 95 2003

\*16-game record

**Most Punts, Opponent, Season**

108 1978  
105 2003  
103 1977

**Fewest Punts, Season**

51 1972  
54 2006\*  
55 1995

**Fewest Punts, Opponent, Season**

43 1961  
50 1960  
52 1963  
55 1995\*

**Most Punts, Game**

11 vs. Green Bay, 9/23/84  
10 Nine times, last @ Detroit, 11/3/02

**Most Punts, Opponent, Game**

11 @ Rams, 9/30/62  
11 @ Atlanta, 9/15/74  
11 vs. Buffalo, 11/15/76  
11 vs. New England, 11/22/84  
10 Many times, last vs. Chicago, 11/25/04

**Most Punts, Both Teams, Game**

21 vs. Buffalo, 11/15/76  
21 vs. New England, 11/22/84  
20 vs. Green Bay, 9/23/84

**Fewest Punts, Game**

0 vs. Cleveland, 12/3/61  
0 vs. Detroit, 9/15/68  
0 vs. Baltimore, 9/4/78  
0 vs. Cincinnati, 11/12/00

**Fewest Punts, Opponent, Game**

0 vs. Philadelphia, 10/22/61  
0 vs. N.Y. Giants, 9/29/91  
1 12 times, last vs. San Francisco, 9/24/00

**Fewest Punts, Both Teams, Game**

1 vs. Cleveland, 12/3/61  
2 vs. Philadelphia, 10/22/61  
3 Seven times, last vs. Cincinnati, 11/12/00

**Consecutive Punts, No Blocks**

611 1989-98  
396 1961-66  
382 1978-83

**Consecutive Punts, No Blocks, Opponent**

591 1977-84  
582 1992-99  
451 2002-07

**AVERAGE YARDAGE****Highest Average Distance, Punting, Season**

48.2 2006  
47.1 2007  
45.4 1962

**Highest Average Distance, Punting, Opponent, Season**

46.1 1996  
45.5 1961  
45.0 2007

**Highest Avg. Distance, Punting, Game (4 punts)**

56.8 vs. Houston, 10/15/06  
55.3 vs. Chicago, 9/28/97  
53.8 vs. New England, 10/14/07

**Highest Average Distance, Punting, Opponent, Game (4 punts)**

55.3 vs. St. Louis, 9/30/07  
54.4 @ Miami, 10/27/96  
54.3 @ Cleveland, 10/17/65

**PUNT RETURNS****TOTAL RETURNS****Most Punt Returns, Season**

63 1978  
62 1974  
61 1977

**Most Punt Returns, Opponent, Season**

58 2002  
55 1984  
53 1983

**Fewest Punt Returns, Season**

18 1962  
23 1963, 1995\*

**Fewest Punt Returns, Opponent, Season**

15 1972  
17 1961  
18 1960  
22 1995\*

**Most Punt Returns, Game**

9 vs. Buffalo, 11/15/76  
8 vs. Cleveland, 11/25/82  
8 @ Houston, 12/13/82  
8 @ Washington, 9/27/04

**Most Punt Returns, Opponent, Game**

8 vs. N.Y. Giants, 11/4/84  
7 Five times, last vs. Phoenix, 10/30/88

**YARDS GAINED****Most Yards, Punt Returns, Season**

573 1974  
556 1980  
550 1992

**Most Yards, Punt Returns, Opponent, Season**

637 2002  
588 1963  
493 2001

**Fewest Yards, Punt Returns, Season**

81 1962  
103 1961  
134 1972  
197 1989\*

**Fewest Yards, Punt Returns, Opponent, Season**

41 1972  
52 1964  
83 1960  
169 1993\*

**Most Yards, Punt Returns, Game**

126 vs. Green Bay, 11/29/64  
124 @ Philadelphia, 12/15/91  
122 vs. Pittsburgh, 12/8/68

**Most Yards, Punt Returns, Opponent, Game**

139 @ Atlanta, 11/11/01  
123 @ N.Y. Giants, 10/18/99  
112 @ St. Louis, 10/13/74

**TOUCHDOWNS****Most Touchdowns, Punt Returns, Season**

2 1968, 1992, 1993, 1998, 2000  
1 11 times, last 2006

**Most Touchdowns, Punt Returns, Opp., Season**

1 13 times, last 2007

**KICKOFF RETURNS****TOTAL RETURNS****Most Kickoff Returns, Season**

78 2004  
77 1989  
70 1983

**Most Kickoff Returns, Opponent, Season**

86 2007  
85 1995  
82 1994

**Fewest Kickoff Returns, Season**

33 1973  
36 1969, 1993\*

**Fewest Kickoff Returns, Opponent, Season**

32 1960  
43 1961  
46 1989\*

**Most Kickoff Returns, Game**

9 @ Minnesota, 10/18/70  
8 Six times, last @ N.Y. Giants, 12/15/02

**Most Kickoff Returns, Opponent, Game**

10 vs. Detroit, 9/15/68  
9 Five times, last vs. New England, 10/24/71

**YARDS GAINED****Most Yards, Kickoff Returns, Season**

1,709 1989  
1,603 2004  
1,523 2005

**Most Yards, Kickoff Returns, Opponent, Season**

1,979 2007  
1,806 1983  
1,709 1978, 1994

**Fewest Yards, Kickoff Returns, Season**

699 1992  
718 1969  
725 1973

**Fewest Yards, Kickoff Returns, Opponent, Season**

811 1960  
853 1989\*  
948 1961

\*16-game record

**Most Yards, Kickoff Returns, Game**

260 vs. San Francisco, 11/7/65  
 240 @ Philadelphia, 9/22/02  
 235 vs. Atlanta, 10/20/96

**Most Yards, Kickoff Returns, Opponent, Game**

261 @ Philadelphia, 11/6/66  
 258 vs. Green Bay, 10/3/93  
 219 vs. Baltimore, 9/4/78

**TOUCHDOWNS****Most Touchdowns, Kickoff Returns, Season**

2 1971, 2002\*  
 1 10 times, last 2003

**Most Touchdowns, Kickoff Returns, Opponent, Season**

3 1966  
 1 Eight times, last 2007

**FUMBLES****TOTAL FUMBLES****Most Fumbles, Season**

46 1961  
 45 1981\*  
 44 1986

**Most Fumbles, Opponent, Season**

44 1973  
 43 1975, 1981\*

**Fewest Fumbles, Season**

16 1992, 2006  
 18 1998  
 21 1960, 1968, 2007

**Fewest Fumbles, Opponent, Season**

15 1994  
 16 1995  
 20 1979, 2004

**Most Fumbles, Game**

8 @ Tennessee, 12/25/00  
 7 vs. N.Y. Giants, 10/11/71  
 6 Six times, last vs. Philadelphia, 12/21/02

**Most Fumbles, Opponent, Game**

7 @ Washington, 11/28/65  
 7 vs. Kansas City, 11/10/75  
 6 Six times, last @ N.Y. Giants, 11/4/01

**FUMBLES LOST****Most Fumbles Lost, Season**

21 1961, 1971, 1979\*

**Most Fumbles Lost, Opponent, Season**

25 1971  
 23 1973  
 21 1983\*

**Fewest Fumbles Lost, Season**

5 2007  
 6 2006  
 7 1998

**Fewest Fumbles Lost, Opponent, Season**

6 1995  
 9 1988, 1994, 1999, 2000, 2004

**Most Fumbles Lost, Game**

5 @ New Orleans, 11/3/68  
 5 vs. N.Y. Giants, 10/11/71  
 5 vs. Kansas City, 11/10/75

**Most Fumbles Lost, Opponent, Game**

5 Four times, last vs. Raiders, 10/23/83

**Most Consecutive Games Without Losing Fumble**

7 1998  
 5 1997, 2006, 2007  
 4 1991, 1992, 1994, 1996, 2003

**PENALTIES****TOTAL PENALTIES****Most Penalties, Season**

141 1968  
 136 1999  
 131 1987

**Most Penalties, Opponent, Season**

142 2005  
 120 1998  
 119 2002

**Fewest Penalties, Season**

47 1961  
 62 1960, 1962  
 74 1991\*

**Fewest Penalties, Opponent, Season**

38 1961  
 50 1965  
 52 1963, 1973  
 69 2001\*

**Most Penalties, Game**

17 @ Cleveland, 12/4/88  
 16 @ N.Y. Jets, 10/4/87  
 16 @ Philadelphia, 10/23/88

**Most Penalties, Opponent, Game**

17 vs. Detroit, 11/20/05  
 14 vs. Tampa Bay, 10/9/83  
 14 vs. Carolina, 10/20/02  
 14 @ Philadelphia, 11/14/05

**Most Penalties, Both Teams, Game**

26 vs. Tampa Bay, 10/9/83  
 26 @ N.Y. Jets, 10/4/87  
 26 @ Cleveland, 12/4/88  
 25 vs. L.A. Rams, 10/18/81

**Fewest Penalties, Game**

0 @ St. Louis, 12/10/61  
 0 vs. Washington, 11/23/80  
 0 @ Washington, 11/5/89  
 0 vs. Arizona, 10/30/05

**Fewest Penalties, Opponent, Game**

0 @ Pittsburgh, 10/21/62  
 0 @ Philadelphia, 12/5/65  
 0 @ Seattle, 12/16/01

**YARDS PENALIZED****Most Yards Penalized, Season**

1,196 1999  
 1,148 1988  
 1,108 1998

**Most Yards Penalized, Opponent, Season**

1,015 2005  
 999 2000  
 990 1985

**Fewest Yards Penalized, Season**

427 1961  
 600 1960  
 610 1991\*

**Fewest Yards Penalized, Opponent, Season**

362 1961  
 479 1963  
 483 1965  
 634 2001\*

**Most Yards Penalized, Game**

161 @ Washington, 11/2/70  
 159 vs. Philadelphia, 10/13/68  
 153 @ Washington, 11/5/06

**Most Yards Penalized, Opponent, Game**

185 vs. Tampa Bay, 10/9/83  
 166 @ St. Louis, 10/9/77  
 150 @ N.Y. Jets, 10/4/87

**Most Yards Penalized, Both Teams, Game**

294 vs. Tampa Bay, 10/9/83  
 281 @ N.Y. Jets, 10/4/87  
 275 @ St. Louis, 10/9/77

**Fewest Yards Penalized, Game**

0 @ St. Louis, 12/10/61  
 0 vs. Washington, 11/23/80  
 0 @ Washington, 11/5/89  
 0 vs. Arizona, 10/30/05

**Fewest Yards Penalized, Opponent, Game**

- 0 @ Pittsburgh, 10/21/62  
 0 @ Philadelphia, 12/5/65  
 0 @ Seattle, 12/16/01

**BLOCKED KICKS****BLOCKS**

(Extra Points, Field Goals and Punts)

**Most, Season**

- 14 1965  
 7 1968  
 6 1963, 1973

**Most, Season, Opponent**

- 7 1973  
 6 1960, 2001\*  
 4 1965, 1977, 1989

**Most, Game**

- 3 @ Pittsburgh, 10/31/65  
 2 11 times, last vs. Detroit, 9/19/94

**Most, Game, Opponent**

- 3 @ Washington, 10/8/73  
 2 Nine times, last @ Oakland, 10/7/01

**BLOCKED EXTRA POINTS****Most, Season**

- 4 1965  
 3 2003\*  
 2 1963, 1968, 1979\*

**Most, Season, Opponent**

- 2 1960, 1979\*  
 1 Seven times, last 2003

**Most, Game**

- 2 @ Pittsburgh, 10/31/65  
 1 Many times, last @ Philadelphia, 12/19/04

**Most, Game, Opponent**

- 2 vs. Philadelphia, 9/30/60  
 2 @ Minnesota, 10/7/79  
 1 Six times, last vs. Atlanta, 9/7/03

**BLOCKED FIELD GOALS****Most, Season**

- 9 1965  
 5 1968  
 4 1963, 1969, 1973, 1978\*

**Most, Season, Opponent**

- 5 1973  
 4 1960  
 3 1965, 1991\*, 2001\*

**Most, Game**

- 2 Five times, last vs. Detroit, 9/19/94

**Most, Game, Opponent**

- 2 Six times, last @ Oakland, 10/7/01

**BLOCKED PUNTS****Most, Season**

- 4 1976  
 3 1991\*  
 2 1973, 1977, 1990, 1992

**Most, Season, Opponent**

- 3 2001  
 2 1973, 1976, 1989

**Most, Game**

- 2 vs. N.Y. Giants, 10/21/73  
 2 @ Houston, 11/10/91  
 1 Many times, last vs. San Francisco, 12/8/02

**Most, Game, Opponent**

- 1 Many times, last vs. Washington, 11/26/02

\*16-game record

**Largest Margin****VICTORY**

- 49 pts. (56-7) vs. Philadelphia, Oct. 9, 1966
- 46 pts. (59-13) @ Detroit, Sept. 15, 1968
- 45 pts. (52-7) vs. N.Y. Giants, Sept. 18, 1966
- 45 pts. (59-14) vs. San Fran., Oct. 12, 1980
- 44 pts. (51-7) vs. Seattle, Nov. 27, 1980
- 42 pts. (52-10) vs. Houston, Dec. 20, 1970
- 42 pts. (52-10) vs. N.Y. Jets, Dec. 4, 1971
- 41 pts. (48-7) vs. Arizona, Oct. 22, 2000
- 38 pts. (38-0) @ Baltimore, Sept. 4, 1978
- 37 pts. (40-3) @ New Orleans, Sept. 24, 1973
- 37 pts. (37-0) vs. Detroit, Oct. 30, 1977

**DEFEAT**

- 44 pts. (44-0) vs. Chicago, Nov. 17, 1985
- 41 pts. (48-7) vs. Cleveland, Oct. 16, 1960
- 41 pts. (54-13) @ Minnesota, Oct. 18, 1970
- 40 pts. (43-3) vs. Minnesota, Nov. 13, 1988
- 38 pts. (45-7) vs. Baltimore, Oct. 30, 1960
- 38 pts. (38-0) vs. St. Louis, Nov. 16, 1970
- 36 pts. (43-7) vs. Philadelphia, Oct. 22, 1961
- 34 pts. (41-7) @ Green Bay, Nov. 13, 1960
- 33 pts. (36-3) vs. Philadelphia, Nov. 18, 2001
- 32 pts. (52-20) @ St. Louis, Dec. 9, 1962
- 32 pts. (42-10) @ Cleveland, Nov. 2, 1969

**Temperature at Kickoff**

DATE	COWBOYS WARMEST GAMES			
	TEAM	W/L	SCORE	TEMP.
9/3/00	Philadelphia	L	14-41	109°
9/7/97	@ Arizona	L	22-25	101°
9/10/00	@ Arizona	L	31-32	100°
9/20/92	Phoenix	W	31-20	99°
9/13/81	St. Louis	W	30-17	98°
9/12/88	@ Phoenix	W	17-14	98°
9/12/93	Buffalo	L	10-13	97°
9/6/98	Arizona	W	38-10	97°
9/16/90	N.Y. Giants	L	7-28	96°
9/21/80	Tampa Bay	W	28-17	95°
9/15/97	Philadelphia	W	21-20	95°

**Playoffs**

1/14/96	Green Bay	W	38-27	72°
12/19/76	L.A. Rams	L	12-14	71°
1/21/79	*Pittsburgh	L	31-35	71°
1/17/71	*Baltimore	L	13-16	70°

\*@ Miami

DATE	COWBOYS COLDEST GAMES			
	TEAM	W/L	SCORE	TEMP.
12/15/63	@ St. Louis	W	28-24	16°
12/6/92	@ Denver	W	31-27	19°
12/10/95	@ Phila.	L	17-20	19°
12/16/89	@ N.Y. Giants	L	0-15	20°
12/15/68	@ N.Y. Giants	W	28-10	21°
12/11/60	@ Detroit	L	14-23	22°
12/16/73	@ St. Louis	W	30-3	22°
11/23/97	@ Green Bay	L	17-45	22°
12/19/81	@ N.Y. Giants	L	10-13	25°
12/9/61	@ St. Louis	L	20-52	26°
12/21/75	@ N.Y. Jets	W	31-21	28°

Coldest regular season home game:

11/25/93	Miami	L	14-16	32°
----------	-------	---	-------	-----

**Playoffs**

12/31/67	@ Green Bay	L	17-21	-13°
1/11/81	@ Philadelphia	L	7-20	16°
1/7/96	Philadelphia	W	30-11	26°
12/28/75	@ Minnesota	W	17-14	27°
12/26/83	L.A. Rams	L	17-27	27°



# Cowboys Longest Plays

## LONG RUNS FROM SCRIMMAGE

- 99 - Tony Dorsett @ Minnesota, Jan. 3, 1983 (TD)
- 84 - Tony Dorsett vs. Philadelphia, Dec. 4, 1977 (TD)**
- 84 - Herschel Walker vs. Philadelphia, Dec. 14, 1986 (TD)
- 80 - Troy Hambrick @ Philadelphia, Sept. 30, 2001
- 77 - Tony Dorsett @ St. Louis, Oct. 9, 1977 (TD)**
- 77 - Tony Dorsett @ Washington, Sept. 5, 1983
- 77 - Julius Jones vs. New Orleans, Dec. 10, 2006 (TD)
- 75 - Tony Dorsett @ New England, Sept. 21, 1981 (TD)
- 75 - Emmitt Smith vs. Washington, Sept. 9, 1981 (TD)
- 73 - Amos Bullocks vs. Chicago, Nov. 18, 1962 (TD)**

## LONG FORWARD PASSES

- 95 - Don Meredith to Bob Hayes @ Washington, Nov. 13, 1966 (TD)
- 91 - Roger Staubach to Tony Dorsett vs. Baltimore, Sept. 4, 1978 (TD)
- 90 - Troy Aikman to Alvin Harper @ San Francisco, Nov. 13, 1994
- 90 - Troy Aikman to Jason Tucker vs. N.Y. Giants, Jan. 2, 2000 (TD)
- 89 - Craig Morton to Bob Hayes @ Kansas City, Oct. 25, 1970 (TD)
- 87 - Troy Aikman to Michael Irvin vs. Phoenix, Sept. 20, 1992 (TD)
- 86 - Craig Morton to Lance Rentzel vs. Philadelphia, Nov. 1, 1970 (TD)
- 86 - Bernie Kosar to Emmitt Smith vs. Phoenix, Nov. 14, 1993
- 85 - Eddie LeBaron to Amos Marsh @ L.A. Rams, Sept. 30, 1962 (TD)
- 85 - Roger Staubach to Bob Hayes @ N.Y. Giants, Dec. 12, 1971 (TD)

## LONG PUNTS

- 84 - Ron Widby @ New Orleans, Nov. 3, 1968
- 75 - Sam Baker @ L.A. Rams, Sept. 30, 1962
- 75 - Billy Lothridge vs. N.Y. Giants, Oct. 11, 1964**
- 75 - Mat McBriar vs. Houston, Oct. 15, 2006
- 73 - Danny White vs. L.A. Rams, Oct. 14, 1979
- 72 - Toby Gowin vs. Chicago, Sept. 28, 1997**
- 71 - Sam Baker @ N.Y. Giants, Dec. 16, 1962
- 71 - Billy Lothridge vs. St. Louis, Sept. 12, 1964**
- 68 - Mat McBriar vs. Philadelphia, Nov. 15, 2004
- 67 - Dave Sherer @ St. Louis, Oct. 23, 1960

## LONG PUNT RETURNS

- 98 - Dennis Morgan @ St. Louis, Oct. 13, 1974 (TD)**
- 90 - Bob Hayes vs. Pittsburgh, Dec. 8, 1968 (TD)
- 85 - Kelvin Martin @ Philadelphia, Dec. 15, 1991 (TD)
- 83 - Kevin Williams vs. Washington, Nov. 20, 1994 (TD)
- 83 - Deion Sanders vs. Chicago, Sept. 28, 1997 (TD)
- 79 - Kelvin Martin vs. Washington, Sept. 7, 1992 (TD)
- 76 - Deion Sanders @ Indianapolis, Oct. 31, 1999
- 74 - Kelvin Martin vs. L.A. Rams, Nov. 15, 1992 (TD)
- 71 - Joey Galloway vs. Philadelphia, Dec. 21, 2002
- 70 - Deion Sanders vs. Washington, Oct. 24, 1999 (TD)

## LONG KICKOFF RETURNS

- 102 - Alexander Wright vs. Atlanta, Dec. 22, 1991 (TD)
- 101 - Amos Marsh vs. Philadelphia, Oct. 14, 1962 (TD)
- 101 - Ike Thomas vs. N.Y. Jets, Dec. 4, 1971 (TD)**
- 100 - Mel Renfro vs. San Francisco, Nov. 7, 1965 (TD)
- 100 - Mark Washington @ Washington, Nov. 22, 1970 (TD)**
- 100 - Reggie Swinton @ Philadelphia, Sept. 22, 2002 (TD)
- 97 - Thomas Henderson vs. St. Louis, Sept. 28, 1975 (TD)**
- 97 - James Dixon @ Kansas City, Oct. 22, 1989 (TD)**
- 90 - James Dixon @ Green Bay, Oct. 8, 1989**
- 90 - Alexander Wright vs. N.Y. Giants, Sept. 16, 1990 (TD)**
- 90 - Jason Tucker @ N.Y. Giants, Oct. 15, 2000

## LONG INTERCEPTION RETURNS

- 100 - Mike Gaechter vs. Philadelphia, Oct. 14, 1962 (TD)**
- 96 - Dennis Thurman @ Washington, Sept. 6, 1981
- 95 - George Teague vs. Green Bay, Nov. 14, 1999 (TD)
- 94 - Darren Woodson @ Philadelphia, Dec. 4, 1994 (TD)
- 90 - Mel Renfro @ St. Louis, Oct. 4, 1965 (TD)
- 87 - Greg Ellis vs. Atlanta, Sept. 20, 1999 (TD)
- 86 - Mike Gaechter vs. Washington, Nov. 3, 1963
- 85 - Roy Williams @ Washington, Dec. 29, 2002 (TD)**
- 79 - Thomas Henderson vs. Tampa Bay, Oct. 2, 1977 (TD)
- 78 - Dennis Thurman @ St. Louis, Nov. 2, 1980 (TD)


## LONG FUMBLE RETURNS

- 98 - Greg Ellis vs. Arizona, Oct. 3, 1999 (TD)
- 97 - Chuck Howley @ Atlanta, Oct. 2, 1966 (TD)
- 86 - Michael Downs @ Houston, Dec. 13, 1982 (TD)
- 84 - Don Bishop vs. St. Louis, Oct. 28, 1962 (TD)
- 77 - Jim Jeffcoat vs. Washington, Sept. 24, 1989 (TD)
- 72 - Benny Barnes @ San Francisco, Oct. 11, 1981 (TD)
- 69 - DeMarcus Ware @ Philadelphia, Oct. 8, 2006 (TD)
- 63 - Jim Ridlon vs. Philadelphia, Dec. 6, 1964 (TD)
- 59 - Marcus Spears vs. Kansas City, Dec. 11, 2005**
- 58 - Chuck Howley vs. San Francisco, Nov. 7, 1965

## LONG RETURNS OF FIELD GOAL ATTEMPTS

- 94 - Jerry Norton @ St. Louis, Dec. 9, 1962 (TD)
- 68 - Patrick Watkins vs. Minnesota, 10/21/07 (TD)
- 62 - Ron Fellows vs. New Orleans, Sept. 25, 1983 (TD)
- 60 - Mike Gaechter @ Washington, Nov. 28, 1965 (TD)
- 60 - Obert Logan @ N.Y. Giants, Dec. 19, 1965 (TD)**
- 51 - Bernard Ford @ Philadelphia, Dec. 10, 1989

Bold denotes rookie



**Danny White** (top left) passed for 300 yards in 10 career games, ranking second on the club's all-time list.

Wide receiver **Kevin Williams** (top right) had a career-high 203 receiving yards in a Christmas night win over Arizona.

**Emmitt Smith** (center) had 76 100-yard rushing performances with the Cowboys, including a team-record 237 yards against Philadelphia in 1993.

**Julius Jones** (left) had four rushing games of at least 149 yards, including 194 yards and two touchdowns in a win over Carolina in 2005.

# Cowboys Big Days

## RUSHING

1.	237	-	Emmitt Smith @ Philadelphia, Oct. 31, 1993 (30 carries)
2.	<b>206</b>	-	<b>Tony Dorsett vs. Philadelphia, Dec. 4, 1977 (23 carries)</b>
3.	<b>198</b>	-	<b>Julius Jones @ Seattle, Dec. 6, 2004 (30 carries)</b>
4.	194	-	Julius Jones @ Carolina, Dec. 24, 2005 (34 carries)
5.	189	-	Troy Hambrick @ Washington, Dec. 14, 2003 (33 carries)
6.	183	-	Tony Dorsett @ N.Y. Giants, Nov. 9, 1980 (24 carries)
7.	182	-	Emmitt Smith @ Phoenix, Sept. 22, 1991 (23 carries)
8.	175	-	Tony Dorsett @ Baltimore, Dec. 6, 1981 (30 carries)
9.	174	-	Emmitt Smith @ Atlanta, Dec. 21, 1992 (24 carries)
10.	173	-	Herschel Walker @ New England, Nov. 15, 1987 (28 carries)
11.	172	-	Emmitt Smith vs. Philadelphia, Dec. 6, 1993 (23 carries)
12.	171	-	Emmitt Smith @ Pittsburgh, Sept. 4, 1994 (31 carries)
13.	168	-	Emmitt Smith @ N.Y. Giants, Jan. 2, 1994 (32 carries)
14.	167	-	Emmitt Smith @ Atlanta, Oct. 29, 1995 (26 carries)
15.	163	-	Emmitt Smith vs. Philadelphia, Nov. 1, 1992 (30 carries)
	163	-	Emmitt Smith vs. N.Y. Giants, Nov. 7, 1994 (35 carries)
	163	-	Emmitt Smith @ N.Y. Giants, Sept. 4, 1995 (21 carries)
	163	-	Emmitt Smith vs. N.Y. Giants, Nov. 8, 1998 (29 carries)
19.	162	-	Tony Dorsett @ New England, Sept. 21, 1981 (19 carries)
20.	160	-	Emmitt Smith vs. Atlanta, Dec. 22, 1991 (32 carries)
21.	159	-	Tony Dorsett vs. L.A. Rams, Oct. 18, 1981 (27 carries)
	159	-	Tony Dorsett @ Houston, Sept. 29, 1985 (23 carries)
23.	158	-	Emmitt Smith vs. Philadelphia, Nov. 6, 1995 (27 carries)
24.	155	-	Emmitt Smith vs. Washington, Nov. 28, 1996 (29 carries)
25.	154	-	Tony Dorsett vs. St. Louis, Sept. 24, 1978 (21 carries)
26.	153	-	Calvin Hill vs. San Francisco, Nov. 10, 1974 (32 carries)
	153	-	Tony Dorsett @ Minnesota, Jan. 3, 1983 (16 carries)
	153	-	Emmitt Smith vs. Washington, Dec. 26, 1993 (21 carries)
29.	152	-	Tony Dorsett vs. New Orleans, Nov. 19, 1978 (25 carries)
	152	-	Emmitt Smith @ L.A. Raiders, Oct. 25, 1992 (29 carries)
31.	151	-	Tony Dorsett @ Washington, Sept. 5, 1983 (14 carries)
32.	150	-	Calvin Hill @ Washington, Nov. 16, 1969 (27 carries)
	150	-	Emmitt Smith @ Minnesota, Sept. 17, 1995 (20 carries)
	150	-	Emmitt Smith vs. Washington, Dec. 10, 2000 (23 carries)
	<b>150</b>	-	<b>Julius Jones vs. Chicago, Nov. 25, 2004 (33 carries)</b>

## 100-YARD RUSHING GAMES - CAREER

	100-Yard Games	Team Record	Pct
Emmitt Smith.....	76	57-19	.750
Tony Dorsett.....	43	39-4	.907
Calvin Hill.....	16	14-2	.875
Don Perkins.....	10	5-4-1	.550
Herschel Walker.....	9	5-4	.556
Julius Jones.....	8	5-3	.625
Duane Thomas.....	6	6-0	1.000
Robert Newhouse.....	5	5-0	1.000
Troy Hambrick.....	5	3-2	.600
Marion Barber.....	4	4-0	1.000
Walt Garrison.....	2	2-0	1.000
Scott Laidlaw.....	2	2-0	1.000
Amos Marsh.....	2	2-0	1.000
Dan Reeves.....	2	1-1	.500
Paul Palmer.....	1	1-0	1.000
Chris Warren.....	1	1-0	1.000
Preston Pearson.....	1	0-1	.000
Total.....	193	152-40-1	.788

## RECEIVING

1.	246	-	Bob Hayes @ Washington, Nov. 13, 1966 (9 catches)
2.	241	-	Frank Clarke vs. Washington, Sept. 16, 1962 (10 catches)
3.	223	-	Lance Rentzel vs. Washington, Nov. 19, 1967 (13 catches)
4.	213	-	Tony Hill vs. Philadelphia, Nov. 12, 1979 (7 catches)
5.	210	-	Michael Irvin vs. Phoenix, Sept. 20, 1992 (8 catches)
6.	<b>203</b>	-	<b>James Dixon @ Phoenix, Nov. 12, 1989 (6 catches)</b>
	203	-	Kevin Williams @ Arizona, Dec. 25, 1995 (9 catches)
8.	198	-	Michael Irvin @ Arizona, Dec. 8, 1996 (8 catches)
9.	195	-	Bob Hayes vs. N.Y. Giants, Sept. 18, 1966 (6 catches)
10.	190	-	Frank Clarke @ San Francisco, Nov. 10, 1963 (8 catches)
11.	188	-	Drew Pearson @ Detroit, Oct. 6, 1975 (6 catches)
12.	187	-	Bob Hayes vs. Houston, Dec. 20, 1970 (6 catches)
13.	186	-	Michael Irvin @ Miami, Oct. 27, 1996 (12 catches)
14.	184	-	Patrick Crayton vs. St. Louis, Sept. 30, 2007 (7 catches)
15.	181	-	Bob Hayes vs. Baltimore, Dec. 13, 1969 (5 catches)
	181	-	Tony Hill @ Detroit, Sept. 15, 1985 (11 catches)
17.	<b>177</b>	-	<b>Bob Hayes vs. Philadelphia, Oct. 10, 1965 (8 catches)</b>
18.	174	-	Terrell Owens @ Philadelphia, Nov. 4, 2007 (10 catches)
19.	173	-	Terrell Owens vs. Washington, Nov. 18, 2007 (8 catches)
20.	170	-	Bob Hayes @ Pittsburgh, Oct. 22, 1967 (7 catches)
	170	-	Herschel Walker vs. Philadelphia, Dec. 14, 1986 (9 catches)
	<b>170</b>	-	<b>Antonio Bryant @ Washington, Dec. 29, 2002 (7 catches)</b>

Bold denotes rookie

**100-YARD RECEIVING GAMES - CAREER**

	100-Yard Games	Team Record	Pct
Michael Irvin .....	47	36-11	.766
Tony Hill .....	26	17-9	.654
Bob Hayes .....	21	16-5	.762
Drew Pearson .....	19	11-8	.579
Lance Rentzel .....	12	10-2	.833
Frank Clarke .....	12	4-6-2	.417
Terrell Owens .....	9	8-1	.889
Terry Glenn .....	9	5-4	.556
Joey Galloway .....	6	4-2	.667
Alvin Harper .....	6	4-2	.667
Jason Witten .....	6	3-3	.500
Raghib Ismail .....	5	4-1	.800
Bill Howton .....	5	1-4	.200
Doug Cosbie .....	4	2-2	.500
Mike Renfro .....	4	2-2	.500
Jay Novacek .....	4	1-3	.250
Keyshawn Johnson .....	3	2-1	.667
Ray Alexander .....	3	1-2	.333
James McKnight .....	3	1-2	.333
Herschel Walker .....	3	1-2	.333
Patrick Crayton .....	2	2-0	1.000
Doug Donley .....	2	2-0	1.000
Billy Joe DuPree .....	2	2-0	1.000
Preston Pearson .....	2	2-0	1.000
Dan Reeves .....	2	2-0	1.000
Ron Sellers .....	2	2-0	1.000
Mike Sherrard .....	2	2-0	1.000
Emmitt Smith .....	2	2-0	1.000
Kelvin Edwards .....	2	1-1	.500
Lee Folkins .....	2	1-1	.500
Jason Tucker .....	2	1-1	.500
Antonio Bryant .....	2	0-2	.000
Jim Doran .....	2	0-2	.000
Cornell Burbage .....	1	1-0	1.000
Buddy Dial .....	1	1-0	1.000
Tony Dorsett .....	1	1-0	1.000
Ernie Mills .....	1	1-0	1.000
Ron Springs .....	1	1-0	1.000
Kevin Williams .....	1	1-0	1.000
Tommy McDonald .....	1	0-0-1	.500
James Dixon .....	1	0-1	.000
Butch Johnson .....	1	0-1	.000
Karl Pove .....	1	0-1	.000
Total .....	243	158-82-3	.650

**PASSING**

1.	460	-	Don Meredith @ San Francisco, Nov. 10, 1963 (30 of 48)
2.	455	-	Troy Aikman vs. Minnesota, Nov. 26, 1998 (34 of 57)
3.	406	-	Don Meredith @ Washington, Nov. 13, 1966 (21 of 29)
4.	394	-	Don Meredith vs. Philadelphia, Oct. 9, 1966 (19 of 26)
5.	389	-	Gary Hogeboom @ San Francisco, Dec. 22, 1985 (28 of 49)
6.	<b>379</b>	-	<b>Troy Aikman @ Phoenix, Nov. 12, 1989 (21 of 40)</b>
7.	377	-	Danny White vs. Tampa Bay, Oct. 9, 1983 (29 of 44)
8.	363	-	Troy Aikman @ Miami, Oct. 27, 1996 (33 of 41)
	363	-	Drew Bledsoe @ San Francisco, Sept. 25, 2005 (24 of 38)
10.	362	-	Danny White vs. Atlanta, Oct. 27, 1985 (27 of 47)
	362	-	Troy Aikman @ Washington, Sept. 12, 1999 (28 of 49)
12.	359	-	Danny White @ Washington, Dec. 13, 1987 (27 of 49)
13.	358	-	Don Meredith vs. N.Y. Giants, Sept. 18, 1966 (14 of 24)
14.	356	-	Troy Aikman vs. Tennessee, Nov. 27, 1997 (27 of 42)
15.	355	-	Vinny Testaverde @ Minnesota, Sept. 12, 2004 (29 of 50)
16.	354	-	Danny White vs. Miami, Oct. 25, 1981 (22 of 32)
17.	350	-	Troy Aikman @ Arizona, Dec. 25, 1995 (21 of 32)
18.	349	-	Craig Morton vs. Houston, Dec. 20, 1970 (13 of 17)
19.	347	-	Danny White vs. Pittsburgh, Sept. 13, 1982 (25 of 36)
20.	345	-	Eddie LeBaron vs. Pittsburgh, Sept. 24, 1960 (15 of 28)
	345	-	Tony Romo vs. N.Y. Giants, Sept. 9, 2007 (15 of 24)

**300-YARD PASSING GAMES - CAREER**

	300-Yard Games	Team Record	Pct
Troy Aikman .....	13	7-6	.538
Tony Romo .....	10	9-1	.900
Danny White .....	10	5-5	.500
Don Meredith .....	7	6-1	.857
Roger Staubach .....	5	3-2	.600
Steve Pelluer .....	4	2-2	.500
Drew Bledsoe .....	3	3-0	1.000
Gary Hogeboom .....	3	2-1	.667
Vinny Testaverde .....	3	1-2	.333
Quincy Carter .....	1	1-0	1.000
Jason Garrett .....	1	1-0	1.000
Chad Hutchinson .....	1	1-0	1.000
Eddie LeBaron .....	1	0-1	.000
Craig Morton .....	1	1-0	1.000
Total .....	63	42-21	.667

Bold denotes rookie

# The Last Time . . .

## 400 YARDS TOTAL OFFENSE

- By Cowboys - 405, @ Carolina, 12/22/07
- Playoffs - 438, vs. Minnesota, 12/28/96
- By Opponents - 423, vs. Washington, 11/18/07
- Playoffs - 415, @ Minnesota, 9/12/04

## 500 YARDS TOTAL OFFENSE

- By Cowboys - 502, vs. St. Louis, 9/30/07
- Playoffs - 528, vs. L.A. Rams, 12/28/80
- By Opponents - 536, vs. New Orleans, 12/10/06
- Playoffs - Has never happened

## 300 YARDS PASSING IN A GAME BY A PLAYER

- By Cowboys - Tony Romo, 302, @ Detroit, 12/9/07
- Playoffs - Troy Aikman, 380, @ San Francisco, 1/15/95
- By Opponents - Jason Campbell, 361, vs. Washington, 11/18/07
- Playoffs - Brett Favre, 307, Green Bay, 1/14/96

## 400 YARDS PASSING IN A GAME BY A PLAYER

- By Cowboys - Troy Aikman, 455, vs. Minnesota, 11/26/98
- Playoffs - Has never happened
- By Opponents - Matt Hasselbeck, 414, @ Seattle, 12/6/04
- Playoffs - Has never happened

## 4 TOUCHDOWN PASSES IN A GAME BY A PLAYER

- By Cowboys - Tony Romo, (four), vs. Green Bay, 11/29/07
- Playoffs - Troy Aikman, vs. Buffalo, 1/31/93
- By Opponents - Tom Brady, (five), vs. New England, 10/14/07
- Playoffs - Terry Bradshaw, Pittsburgh, 1/21/79

## 100 YARDS RUSHING IN A GAME BY A PLAYER

- By Cowboys - Marion Barber, 110, @ Carolina, 12/22/07
- Playoffs - Marion Barber, 129, vs. N.Y. Giants, 1/13/08
- By Opponents - Clinton Portis, 104, @ Washington, 12/30/07
- Playoffs - Stephen Davis, 104, @ Carolina, 1/3/04

## 200 YARDS RUSHING IN A GAME BY A PLAYER

- By Cowboys - Emmitt Smith, 237, @ Philadelphia, 10/31/93
- Playoffs - Has never happened
- By Opponents - Warrick Dunn, 210, @ Tampa Bay, 12/3/00
- Playoffs - Eric Dickerson, 248, @ L.A. Rams, 1/4/86

## TWO 100-YARD RUSHERS IN A GAME

- By Cowboys - Emmitt Smith, 122, and Chris Warren, 104, @ Washington, 10/4/98
- Playoffs - Has never happened
- By Opponents - Has never happened
- Playoffs - Has never happened

## 3 TOUCHDOWNS RUSHING IN A GAME BY A PLAYER

- By Cowboys - Julius Jones (8, 10, 17), @ Seattle, 12/6/04
- Playoffs - Emmitt Smith (1, 5, 16), vs. Green Bay, 1/14/96
- By Opponents - Larry Johnson (11, 1, 21), vs. Kansas City, 12/11/05
- Playoffs - Larry Schreiber (1, 1, 1), @ San Francisco, 12/23/72

## 100 YARDS RECEIVING IN A GAME BY A PLAYER

- By Cowboys - Jason Witten, 138, @ Detroit, 12/9/07
- Playoffs - Raghbi Ismail, 163, @ Minnesota, 1/9/00
- By Opponents - Santana Moss, 115, @ Washington, 12/30/07
- Playoffs - Steve Smith, 135, and Muhsin Muhammad 103, @ Carolina, 1/3/04

## TWO 100-YARD RECEIVERS IN A GAME

- By Cowboys - Terrell Owens, 117, and Terry Glenn, 109, vs. Detroit, 12/31/06
- Playoffs - Michael Irvin, 111, Alvin Harper, 108 and Jay Novacek, 104, vs. Green Bay, 1/8/95
- By Opponents - Donte Stallworth, 136, and Wes Welker, 124, vs. New England, 10/14/07
- Playoffs - Steve Smith, 135, and Muhsin Muhammad 103, @ Carolina, 1/3/04

## 3 TOUCHDOWN CATCHES IN A GAME BY A PLAYER

- By Cowboys - Terrell Owens, (4, 31, 46, 52), vs. Washington, 11/18/07
- Playoffs - Preston Pearson (18, 15, 19), @ L.A. Rams, 1/14/76
- By Opponents - Plaxico Burress, (60, 4, 10), vs. N.Y. Giants, 9/9/07
- Playoffs - Has never happened

## 100-YARD RUSHER AND 100-YARD RECEIVER IN A GAME

- By Cowboys - Marion Barber, 102, and Terrell Owens 145, @ Chicago, 9/23/07
- Playoffs - Emmitt Smith, 116, and Michael Irvin, 103, vs. Minnesota, 12/28/96
- By Opponents - Clinton Portis, 127, and Santana Moss, 115, @ Washington, 12/30/07
- Playoffs - Stephen Davis, 104, Steve Smith, 135, Muhsin Muhammad 103, @ Carolina, 1/3/04

## 100-YARD RUSHER, 100-YARD RECEIVER AND 300-YARD PASSER IN A GAME

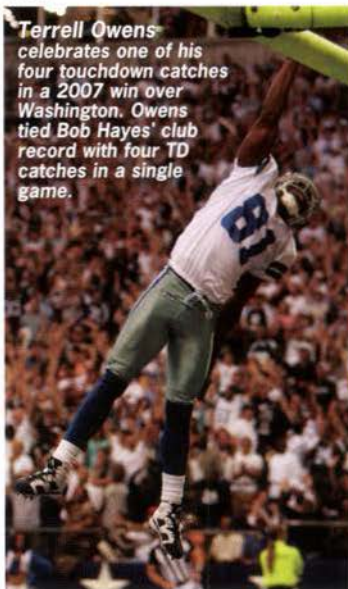
- By Cowboys - Marion Barber, 102, Terrell Owens, 145, and Tony Romo, 329, @ Chicago, 9/23/07
- Playoffs - Emmitt Smith, 114, Alvin Harper, 117, Troy Aikman, 322, @ San Francisco, 1/17/93
- By Opponents - Deuce McAllister, 111, Reggie Bush, 125, and Drew Brees, 384, vs. New Orleans, 12/10/06
- Playoffs - Has never happened

## 3 TOUCHDOWNS IN A GAME BY A PLAYER

- By Cowboys - Marion Barber (2 rushing; 1 receiving), @ Detroit, 12/9/07
- Playoffs - Emmitt Smith (3 rushing), vs. Green Bay, 1/14/96
- By Opponents - Plaxico Burress (3 receiving), vs. N.Y. Giants, 9/9/07
- Playoffs - Larry Schreiber (3 rushing), @ San Francisco, 12/23/72

## 4 TOUCHDOWNS IN A GAME BY A PLAYER

- By Cowboys - Terrell Owens (4 receiving), vs. Washington, 11/18/07
- Playoffs - Has never happened
- By Opponents - Sterling Sharpe (4 receiving), vs. Green Bay, 11/24/94
- Playoffs - Has never happened



**Terrell Owens** celebrates one of his four touchdown catches in a 2007 win over Washington. Owens tied Bob Hayes' club record with four TD catches in a single game.

**2 INTERCEPTIONS IN A GAME BY A PLAYER**

- By Cowboys – Anthony Henry, @ Chicago, 9/23/07  
 Playoffs – Larry Brown, vs. Pittsburgh, 1/28/96  
 By Opponents – Tony Parrish, @ San Francisco, 9/25/05  
 Playoffs – Aeneas Williams, vs. Arizona, 1/2/99

**3 INTERCEPTIONS IN A GAME BY A PLAYER**

- By Cowboys – Terence Newman, @ Washington, 12/14/03  
 Playoffs – Dennis Thurman, vs. Green Bay, 1/16/83  
 By Opponents – Adrian Wilson, @ Arizona, 10/20/02  
 Playoffs – Has never happened

**PUNT RETURNED FOR A TOUCHDOWN**

- By Cowboys – Terence Newman, 56 yards, vs. Detroit, 12/31/06  
 Playoffs – Golden Richards, 63 yards, vs. Minnesota, 12/30/73  
 By Opponents – Dante Hall, 85 yards, vs. St. Louis, 9/30/07  
 Playoffs – Has never happened

**KICKOFF RETURNED FOR A TOUCHDOWN**

- By Cowboys – Randal Williams, 37 yards, vs. Philadelphia, 10/12/03  
 Playoffs – Miles Austin, 93 yards, @ Seattle, 1/6/07  
 By Opponents – Terrence McGee, 103 yards, @ Buffalo, 10/8/07  
 Playoffs – Vic Washington, 97 yards, @ San Francisco, 12/23/72

**INTERCEPTION RETURNED FOR A TOUCHDOWN**

- By Cowboys – Terence Newman, 50 yards, vs. N.Y. Jets, 11/22/07  
 Playoffs – George Teague, 29 yards, vs. Minnesota, 12/28/96  
 By Opponents – George Wilson, 25 yards, and Chris Kelsay, 0 yards, @ Buffalo, 10/8/07  
 Playoffs – Eric Davis, 44 yards, @ San Francisco, 1/15/95

**FUMBLE RETURNED FOR A TOUCHDOWN**

- By Cowboys – Jason Hatcher, 29 yards, vs. New England, 10/14/07  
 Playoffs – James Washington, 46 yards, vs. Buffalo, 1/30/94  
 By Opponents – Cadric Griffin, 28 yards, vs. Minnesota, 10/21/07  
 Playoffs – Hugh Green, 60 yards, Tampa Bay, 1/9/83

**PUNT BLOCKED**

- By Cowboys – Marcus Steele, vs. San Francisco, 12/8/02  
 Playoffs – Darrick Brownlow, @ Chicago, 12/29/91  
 By Opponents – Jimmy Williams, vs. San Francisco, 12/30/01  
 Playoffs – Bernardo Harris, Green Bay, 1/14/96

**PUNT BLOCKED FOR A TOUCHDOWN**

- By Cowboys – Ken Norton, @ N.Y. Giants, (Robert Williams runs 3 yards), 9/13/92  
 Playoffs – Has never happened  
 By Opponents – Miles McPherson, @ San Diego, (Derrie Nelson runs 21 yards), 11/13/83  
 Playoffs – Has never happened

**PUNT BLOCKED FOR A SAFETY**

- By Cowboys – Issiac Holt, vs. Washington, 9/7/92  
 Playoffs – Has never happened  
 By Opponents – Ron McGovern, @ Kansas City, 10/22/89  
 Playoffs – Reggie Harrison, Pittsburgh, 1/18/76

**SAFETY SCORED**

- By Cowboys – J. Gonzalez held Greg Ellis penalty enforced in end zone, vs. Cleveland, 9/19/04  
 Playoffs – Ball snapped over Rohn Stark's head out of end zone, @ Carolina, 1/5/97  
 By Opponents – Lemar Marshall tackled Julius Jones in end zone, @ Washington, 11/5/96  
 Playoffs – Terry Glenn fumble went out of the end zone, @ Seattle, 1/6/07

**FIELD GOAL BLOCKED**

- By Cowboys – Chris Canty, vs. Minnesota, 10/21/07  
 Playoffs – Aaron Mitchell, @ Philadelphia, 1/11/81  
 By Opponents – Israel Idonije, @ Chicago, 9/23/07  
 Playoffs – Frank Nunley, @ San Francisco, 1/2/72

**BLOCKED FIELD GOAL RETURNED FOR A TOUCHDOWN**

- By Cowboys – Patrick Watkins, vs. Minnesota, 68 yards, (blocked by Chris Canty), 10/21/07  
 Playoffs – Has never happened  
 By Opponents – William White, @ Detroit, 55 yards, (blocked by Marc Spindler), 10/27/91  
 Playoffs – Has never happened

**PAT KICK MISSED**

- By Cowboys – Jose Cortez @ San Francisco, 9/25/05  
 Playoffs – Lin Elliott, @ San Francisco, 1/17/93  
 By Opponents – David Akers, @ Philadelphia, 9/30/01  
 Playoffs – Jan Stenerud, Green Bay, 1/16/83

**PAT KICK BLOCKED**

- By Cowboys – Greg Ellis, @ Philadelphia, 12/19/04  
 Playoffs – Rod Hill, vs. Green Bay, 1/16/83  
 By Opponents – Ed Jasper, vs. Atlanta, 9/7/03  
 Playoffs – Carl Eller, Minnesota, 1/1/78

**50 POINTS SCORED IN A GAME**

- By Cowboys – Dallas 51, Seattle, 7, 11/27/80  
 Playoffs – Dallas 52, Buffalo 17, 1/31/93  
 By Opponents – @ Cincinnati 50, Dallas 24, 12/8/85  
 Playoffs – Has never happened


**40 POINTS SCORED IN A GAME**

- By Cowboys – Dallas 45, N.Y. Giants 35, 9/9/07  
 Playoffs – Dallas 40, Minnesota 15, 12/28/96  
 By Opponents – vs. New England 48, Dallas 27, 10/14/07  
 Playoffs – Has never happened

**SHUTOUT SCORED IN A GAME**

- By Cowboys – Dallas 27, @ Washington 0, 12/14/03  
 Playoffs – Dallas 38, Tampa Bay 0, 1/2/82  
 By Opponents – Dallas 0, @ New England 12, 11/16/03  
 Playoffs – @ L.A. Rams 20, Dallas 0, 1/4/86

**THE PLAYOFF  
RECORDS**



# Dallas Cowboys Playoff History

Date	Game	Opponent	Result	Site
<b>1966 Season (0-1)</b>				
Jan. 1, 1967	Championship Game	Green Bay	L 27-34	Cotton Bowl
<b>1967 Season (1-1)</b>				
Dec. 24	Eastern Championship Game	Cleveland	W 52-14	Cotton Bowl
Dec. 31	Championship Game	Green Bay	L 17-21	Lambeau Field
<b>1968 Season (0-1)</b>				
Dec. 21	Eastern Championship Game	Cleveland	L 20-31	Cleveland Stadium
<b>1969 Season (0-1)</b>				
Dec. 28	Eastern Championship Game	Cleveland	L 14-38	Cotton Bowl
<b>1970 Season (2-1)</b>				
Dec. 26	NFC Divisional Playoff	Detroit	W 5-0	Cotton Bowl
Jan. 3, 1971	NFC Championship Game	San Francisco	W 17-10	Kezar Stadium
Jan. 17, 1971	Super Bowl V	Baltimore	L 13-16	Orange Bowl
<b>1971 Season (3-0)</b>				
Dec. 25	NFC Divisional Playoff	Minnesota	W 20-12	Metropolitan Stadium
Jan. 2, 1972	NFC Championship Game	San Francisco	W 14-3	Texas Stadium
Jan. 16, 1972	Super Bowl VI	Miami	W 24-3	Tulane Stadium
<b>1972 Season (1-1)</b>				
Dec. 23	NFC Divisional Playoff	San Francisco	W 30-28	Candlestick Park
Dec. 31	NFC Championship Game	Washington	L 3-26	RFK Stadium
<b>1973 Season (1-1)</b>				
Dec. 23	NFC Divisional Playoff	Los Angeles	W 27-16	Texas Stadium
Dec. 30	NFC Championship Game	Minnesota	L 10-27	Texas Stadium
<b>1975 Season (2-1)</b>				
Dec. 28	NFC Divisional Playoff	Minnesota	W 17-14	Metropolitan Stadium
Jan. 4, 1976	NFC Championship Game	Los Angeles	W 37-7	Memorial Coliseum
Jan. 18, 1976	Super Bowl X	Pittsburgh	L 17-21	Orange Bowl
<b>1976 Season (0-1)</b>				
Dec. 19	NFC Divisional Playoff	Los Angeles	L 12-14	Texas Stadium
<b>1977 Season (3-0)</b>				
Dec. 26	NFC Divisional Playoff	Chicago	W 37-7	Texas Stadium
Jan. 1, 1978	NFC Championship Game	Minnesota	W 23-6	Texas Stadium
Jan. 15, 1978	Super Bowl XII	Denver	W 27-10	Louisiana Superdome
<b>1978 Season (2-1)</b>				
Dec. 30	NFC Divisional Playoff	Atlanta	W 27-20	Texas Stadium
Jan. 7, 1979	NFC Championship Game	Los Angeles	W 28-0	Memorial Coliseum
Jan. 21, 1979	Super Bowl XIII	Pittsburgh	L 31-35	Orange Bowl
<b>1979 Season (0-1)</b>				
Dec. 30	NFC Divisional Playoff	Los Angeles	L 19-21	Texas Stadium
<b>1980 Season (2-1)</b>				
Dec. 28	NFC Wild Card Game	Los Angeles	W 34-13	Texas Stadium
Jan. 4, 1981	NFC Divisional Playoff	Atlanta	W 30-27	Fulton County Stad.
Jan. 11, 1981	NFC Championship Game	Philadelphia	L 7-20	Veterans Stadium



Date	Game	Opponent	Result	Site
<b>1981 Season (1-1)</b>				
Jan. 2, 1982	NFC Divisional Playoff	Tampa Bay	W 38-0	Texas Stadium
Jan. 10, 1982	NFC Championship Game	San Francisco	L 27-28	Candlestick Park
<b>1982 Season (2-1)</b>				
Jan. 9, 1983	NFC Wild Card Game	Tampa Bay	W 30-17	Texas Stadium
Jan. 16, 1983	NFC Divisional Playoff	Green Bay	W 37-26	Texas Stadium
Jan. 22, 1983	NFC Championship Game	Washington	L 17-31	RFK Stadium
<b>1983 Season (0-1)</b>				
Dec. 26	NFC Wild Card Game	Los Angeles	L 17-24	Texas Stadium
<b>1985 Season (0-1)</b>				
Jan. 4, 1986	NFC Divisional Playoff	Los Angeles	L 0-20	Anaheim Stadium
<b>1991 Season (1-1)</b>				
Dec. 29	NFC Wild Card Game	Chicago	W 17-13	Soldier Field
Jan. 5, 1992	NFC Divisional Playoff	Detroit	L 6-38	Pontiac Silverdome
<b>1992 Season (3-0)</b>				
Jan. 10, 1993	NFC Divisional Playoff	Philadelphia	W 34-10	Texas Stadium
Jan. 17, 1993	NFC Championship Game	San Francisco	W 30-20	Candlestick Park
Jan. 31, 1993	Super Bowl XXVII	Buffalo	W 52-17	Rose Bowl
<b>1993 Season (3-0)</b>				
Jan. 16, 1994	NFC Divisional Playoff	Green Bay	W 27-17	Texas Stadium
Jan. 23, 1994	NFC Championship Game	San Francisco	W 38-21	Texas Stadium
Jan. 30, 1994	Super Bowl XXVIII	Buffalo	W 30-13	Georgia Dome
<b>1994 Season (1-1)</b>				
Jan. 8, 1995	NFC Divisional Playoff	Green Bay	W 35-9	Texas Stadium
Jan. 15, 1995	NFC Championship Game	San Francisco	L 28-38	Candlestick Park
<b>1995 Season (3-0)</b>				
Jan. 7, 1996	NFC Divisional Playoff	Philadelphia	W 30-11	Texas Stadium
Jan. 14, 1996	NFC Championship Game	Green Bay	W 38-27	Texas Stadium
Jan. 28, 1996	Super Bowl XXX	Pittsburgh	W 27-17	Sun Devil Stadium
<b>1996 Season (1-1)</b>				
Dec. 28	NFC Wild Card Game	Minnesota	W 40-15	Texas Stadium
Jan. 5, 1997	NFC Divisional Playoff	Carolina	L 17-26	Ericsson Stadium
<b>1998 Season (0-1)</b>				
Jan. 2, 1999	NFC Wild Card Game	Arizona	L 7-20	Texas Stadium
<b>1999 Season (0-1)</b>				
Jan. 9, 2000	NFC Wild Card Game	Minnesota	L 10-27	Metrodome
<b>2003 Season (0-1)</b>				
Jan. 3, 2004	NFC Wild Card Game	Carolina	L 10-29	Ericsson Stadium
<b>2006 Season (0-1)</b>				
Jan. 6, 2007	NFC Wild Card Game	Seattle	L 20-21	Qwest Field
<b>2007 Season (0-1)</b>				
Jan. 13, 2008	NFC Divisional Playoff	N.Y. Giants	L 17-21	Texas Stadium

**NFL Playoff Record: 32-24**

Home: 18-8  
 Away: 9-13  
 Neutral: 5-3

Wild Card Game: 4-5  
 Divisional Game: 15-7

Championship Game: 8-9  
 Super Bowl: 5-3

**Dallas Cowboys Playoff Record vs.**

Arizona	0-1	Denver	1-0	Philadelphia	2-1
Atlanta	2-0	Detroit	1-1	Pittsburgh	1-2
Baltimore	0-1	Green Bay	4-2	San Francisco	5-2
Buffalo	2-0	Los Angeles Rams	4-4	Seattle	0-1
Carolina	0-2	Miami	1-0	Tampa Bay	2-0
Chicago	2-0	Minnesota	4-2	Washington	0-2
Cleveland	1-2	N.Y. Giants	0-1		

# Cowboys Career Playoff Records

## RUSHING (yards)

Player	G	Att	Yds	Avg	Long	TD
1. Smith, Emmitt (1990-02).....	17	349	1,586	4.5	65	19
2. Dorsett, Tony (1977-87).....	17	302	1,383	4.6	53	9
3. Newhouse, Robert (1972-83).....	23	174	651	3.7	19	3
4. Thomas, Duane (1970-71).....	6	130	520	4.0	23	4
5. Garrison, Walt (1966-74).....	15	126	493	4.0	19	0
6. Staubach, Roger (1969-79).....	20	76	432	5.7	29	0
7. Hill, Calvin (1969-74).....	8	90	335	3.8	48	2
8. Perkins, Don (1961-68).....	4	66	284	4.0	24	3
9. Springs, Ron (1979-84).....	9	42	201	4.8	32	2
10. Barber, Marion (2005-07).....	2	30	133	4.8	36	1

## RECEIVING (yards)

Player	G	No.	Yds.	Avg.	Long	TD
1. Irvin, Michael (1988-99).....	16	87	1,315	15.1	53	8
2. Pearson, Drew (1973-83).....	22	67	1,105	16.5	83t	8
3. Novacek, Jay (1990-96).....	13	62	645	10.4	25	6
4. Hill, Tony (1977-86).....	17	46	618	13.4	49	4
5. Harper, Alvin (1991-94,1999).....	8	21	533	25.4	94t	3
6. Pearson, Preston (1975-80).....	13	43	504	11.7	34	3
7. DuPree, Billy Joe (1973-83).....	22	38	438	11.5	28	4
8. Dorsett, Tony (1977-87).....	17	46	403	8.8	32	1
9. Hayes, Bob (1965-74).....	15	27	425	15.7	86t	3
10. Johnson, Butch (1976-83).....	12	25	394	15.8	45t	4

## RUSHING-RECEIVING (yards)

Player	G	Rushing	Receiving	Total
1. Smith, Emmitt (1990-02).....	17	1,586	342	1,928
2. Dorsett, Tony (1977-87).....	17	1,383	403	1,786
3. Irvin, Michael (1988-99).....	16	0	1,315	1,315
4. Pearson, Drew (1973-83).....	22	16	1,105	1,121
5. Newhouse, Robert (1972-83).....	23	651	69	720
6. Garrison, Walt (1966-74).....	15	493	155	648
7. Novacek, Jay (1990-96).....	13	0	645	645
8. Pearson, Preston (1975-80).....	13	135	504	639
9. Hill, Tony (1977-86).....	17	-6	618	612
10. Thomas, Duane (1970-71).....	6	520	72	592

## PASSING (Min. 150 Attempts)

Player	G	Att	Comp	Pct	Yds	TD	Int	Rating
1. Aikman, Troy (1989-00).....	16	502	320	63.7	3,849	23	17	88.3
2. Staubach, Roger (1969-79).....	20	410	223	54.4	2,791	24	19	76.0
3. White, Danny (1976-88).....	18	360	206	57.2	2,284	15	16	71.6

### SCORING

Player	G	TD	PAT	2PT	FG	Total
1. Smith, Emmitt (1990-02).....	17	21	-	-	-	126
2. Septien, Rafael (1978-86).....	13	-	40	-	18	94
3. Boniol, Chris (1994-96).....	7	-	24	-	13	63
4. Dorsett, Tony (1977-87).....	17	10	-	-	-	60
5. Fritsch, Toni (1971-73, 1975).....	7	-	15	-	12	51
6. Pearson, Drew (1973-83).....	22	8	-	-	-	48
Irvin, Michael (1988-99).....	13	8	-	-	-	48
8. Clark, Mike (1968-71, 73).....	8	-	14	-	9	41
9. Novacek, Jay (1990-96).....	13	6	-	-	-	36
10. Murray, Eddie (1993, 1999).....	4	-	12	-	7	33

### FIELD GOALS (Min. 10 Made)

Player	G	Att	Made	Pct	Long
1. Boniol, Chris (1994-96).....	7	15	13	86.7	51
2. Septien, Rafael (1978-86).....	15	21	18	85.7	50
Fritsch, Toni (1971-73, 1975).....	7	14	12	85.7	45

### PUNTING (Min. 25 Punts)

Player	G	No	Avg	Long	Blk
1. Saxon, Mike (1985-92).....	6	26	43.5	57	1
2. Jett, John (1993-96).....	10	33	42.9	59	1
3. Widby, Ron (1968-71).....	8	51	40.1	65	0
4. White, Danny (1976-88).....	17	84	36.6	53	0

### PUNT RETURNS (Min. 10)

Player	G	No	Yds	Avg	Long	TD
1. Hayes, Bob (1965-74).....	15	12	151	12.6	68	0
2. Johnson, Butch (1976-83).....	17	19	208	11.0	44	0
3. Jones, James (1980-82, 1984-85).....	5	16	147	9.2	43	0

### KICKOFF RETURNS (Min. 10)

Player	G	No	Yds	Avg	Long	TD
1. Harris, Cliff (1970-79).....	21	11	243	22.1	34	0
2. Williams, Kevin (1993-96).....	10	23	505	22.0	50	0
3. Martin, Kelvin (1987-92, 1996).....	5	11	237	21.5	39	0
4. Jones, James (1980-82, 1984-85).....	6	13	267	20.5	33	0
5. Fellows, Ron (1981-86).....	6	11	191	17.4	33	0
6. Johnson, Butch (1976-83).....	17	12	207	17.3	26	0

### INTERCEPTIONS

Player	G	No	Yds	Avg	Long	TD
1. Waters, Charlie (1970-78, 1980-81)...	25	9	124	13.8	29	0
2. Thurman, Dennis (1978-85).....	13	7	126	18.0	39t	1
3. Harris, Cliff (1970-79).....	21	6	103	17.2	30	0
4. Brown, Larry (1991-95, 1998).....	14	5	105	21.0	44	0
5. Howley, Chuck (1961-73).....	11	4	89	22.3	41	0
Lewis, D.D. (1968, 1970-71).....	27	4	64	16.0	23	0
Jordan, Lee Roy (1963-76).....	19	4	34	8.5	41	0
Renfro, Mel (1964-77).....	21	4	32	8.0	19	0
9. Washington, James (1990-94).....	8	3	46	15.3	21	0
Everett, Thomas (1992-93).....	6	3	36	12.0	22	0
Woodson, Darren (1992-2003).....	14	3	24	8.0	19	0
Walls, Everson (1981-89).....	7	3	20	6.7	20	0
Hughes, Randy (1975-80).....	12	3	1	0.3	1	0
Barnes, Benny (1972-82).....	21	3	0	0.0	0	0

# Cowboys Individual Playoff Records

## SERVICE

### Most Games, Career

- 27 D.D. Lewis, 1968, 1970-81
- 26 Larry Cole, 1968-80
- 25 Charlie Waters, 1970-78, 1980-81

## SCORING

### POINTS

#### Career

- 126 Emmitt Smith, 1990-99 (21-td)
- 94 Rafael Septien, 1978-85 (40-pat, 18-fg)
- 63 Chris Boniol, 1994-96 (24-pat, 13-fg)

#### Game

- 18 Craig Baynham, vs. Cleveland, 12/24/67
- 18 Preston Pearson, @ L.A. Rams, 1/4/76
- 18 Emmitt Smith, vs. Green Bay, 1/14/96

#### Game, Opponent

- 18 Larry Schreiber, @ San Francisco, 12/23/72
- 17 John Kasay, @ Carolina, 1/3/04
- 14 Curt Knight, @ Washington, 12/31/72
- 14 John Kasay, @ Carolina, 1/5/97

### TOUCHDOWNS

#### Career

- 21 Emmitt Smith, 1990-99 (19-r, 2-p)
- 10 Tony Dorsett, 1977-85 (9-r, 1-p)
- 8 Drew Pearson, 1973-83 (8-p)
- 8 Michael Irvin, 1988-98 (8-p)

#### Game

- 3 Craig Baynham, vs. Cleveland, 12/24/67 (2-r, 1-p)
- 3 Preston Pearson, @ L.A. Rams, 1/4/76 (3-p)
- 3 Emmitt Smith, vs. Green Bay, 1/14/96 (3-r)

#### Game, Opponent

- 3 Larry Schreiber, @ San Francisco, 12/23/72 (3-r)

#### Most Consecutive Games Scoring Touchdown

- 8 Emmitt Smith, 1993-96
- 5 Duane Thomas, 1970-71
- 3 Tony Dorsett, 1977-78
- 3 Tony Dorsett, 1981-82
- 3 Emmitt Smith, 1992
- 3 Alvin Harper, 1992-93
- 3 Jay Novacek, 1992-93

### POINTS AFTER TOUCHDOWNS

#### Most Attempted, Career

- 40 Rafael Septien, 1978-85
- 24 Chris Boniol, 1994-96
- 15 Toni Fritsch, 1971-73, 1975

#### Most Attempted, Game

- 7 Danny Villanueva, vs. Cleveland, 12/24/67
- 7 Lin Elliott, vs. Buffalo, 1/31/93

#### Most Made, Career

- 40 Rafael Septien, 1978-85
- 24 Chris Boniol, 1994-96
- 15 Toni Fritsch, 1971-73, 1975

#### Most Made, Game

- 7 Danny Villanueva, vs. Cleveland, 12/24/67
- 7 Lin Elliott, vs. Buffalo, 1/31/93

#### Made, Opponent

- 5 Don Cockroft, vs. Cleveland, 12/28/69
- 5 Roy Gerela, vs. Pittsburgh, 1/21/79
- 5 Eddie Murray, @ Detroit, 1/5/92
- 5 Doug Brien, @ San Francisco, 1/15/95

#### Most Made, No Misses, Career

- 40 Rafael Septien, 1978-86
- 24 Chris Boniol, 1994-96
- 15 Toni Fritsch, 1971-73, 1975

### FIELD GOALS

#### Most Attempted, Career

- 21 Rafael Septien, 1978-86
- 15 Chris Boniol, 1994-96
- 14 Toni Fritsch, 1972-76
- 14 Mike Clark, 1968-71, 1973

#### Most Attempted, Game

- 5 Efen Herrera, vs. Denver, 1/15/78
- 4 Mike Clark, @ Cleveland, 12/21/68
- 4 Chris Boniol, vs. Minnesota, 12/28/96

#### Most Attempted, Opponent, Game

- 6 David Ray, vs. L.A. Rams, 12/23/73
- 5 John Kasay, @ Carolina, 1/3/04
- 4 Curt Knight, @ Washington, 12/31/72
- 4 John Kasay, @ Carolina, 1/5/97

#### Most Made, Career

- 18 Rafael Septien, 1978-86
- 13 Chris Boniol, 1994-96
- 12 Toni Fritsch, 1972-76

#### Most Made, Game

- 4 Chris Boniol, vs. Minnesota, 12/28/96
- 3 7 times, last by Chris Boniol @ Carolina, 1/5/97

#### Most Made, Opponent, Game

- 5 John Kasay, @ Carolina, 1/3/04
- 4 Curt Knight, @ Washington, 12/31/72
- 4 John Kasay, @ Carolina, 1/5/97

#### Most Consecutive Field Goals Made

- 15 Rafael Septien, 1978-82
- 9 Chris Boniol, 1995-96
- 7 Efen Herrera, 1976-77
- 7 Eddie Murray, 1994, 1999

#### Most Consecutive Games Made

- 7 Toni Fritsch, 1972-76
- 6 Rafael Septien, 1976-78
- 5 Chris Boniol, 1995-96

#### Longest Field Goal

- 51 Chris Boniol, vs. Philadelphia, 1/7/96
- 50 Rafael Septien, vs. Green Bay, 1/16/83
- 50 Eddie Murray, vs. S.F., 1/23/94
- 50 Martin Gramatica, @ Seattle, 1/6/07

#### Longest Field Goal, Opponent

- 54 Steve Christie, vs. Buffalo, 1/30/94
- 51 Roy Gerela, vs. Pittsburgh, 1/21/79
- 50 Chris Jacke, vs. Green Bay, 1/8/95

#### Highest Field Goal Percentage, Career (10 made)

- 86.7 Chris Boniol, 1994-96 (15-13)
- 85.7 Rafael Septien, 1978-86 (21-18)
- 85.7 Toni Fritsch, 1972-76 (14-12)

### SAFETIES

#### Most, Game

- 1 George Andrie and Jethro Pugh, vs. Detroit, 12/26/70
- 1 Jim Jensen, vs. L.A. Rams, 12/19/76

#### Most, Opponent, Game

- 1 Alan Page, @ Minnesota, 12/25/71
- 1 Reggie Harrison, vs. Pittsburgh, 1/18/76
- 1 Terry Glenn, fumble through end zone, @ Seattle, 1/6/07

### RUSHING

#### ATTEMPTS

#### Career

- 349 Emmitt Smith, 1990-99
- 302 Tony Dorsett, 1977-85
- 174 Robert Newhouse, 1972-83

#### Game

- 35 Emmitt Smith, vs. Green Bay, 1/14/96
- 30 Duane Thomas, vs. Detroit, 12/26/70
- 30 Emmitt Smith, vs. Buffalo, 1/30/94

#### Opponent, Game

- 36 John Riggins, vs. Washington, 1/22/83
- 34 Eric Dickerson, @ L.A. Rams, 1/4/86
- 30 Larry Brown, @ Washington, 12/31/72

### YARDS GAINED

#### Career

- 1,586 Emmitt Smith, 1990-99
- 1,383 Tony Dorsett, 1977-85
- 651 Robert Newhouse, 1972-83

#### Game

- 160 Tony Dorsett, vs. L.A. Rams, 12/28/80
- 150 Emmitt Smith, vs. Green Bay, 1/14/96
- 143 Duane Thomas, @ San Francisco, 1/3/77

#### Game, Opponent

- 248 Eric Dickerson, @ L.A. Rams, 1/4/86
- 194 Wilbert Montgomery, @ Philadelphia, 1/11/81
- 140 John Riggins, vs. Washington, 1/22/83
- 140 Robert Smith, @ Minnesota, 1/9/00

**Longest Run**

- 65 Emmitt Smith, @ Minnesota, 1/9/00
- 53 Tony Dorsett, @ L.A. Rams, 1/7/79
- 48 Calvin Hill, @ San Francisco, 12/23/72

**Longest Run, Opponent**

- 74 Adrian Murrell, vs. Arizona, 1/2/99
- 71 James Lofton, vs. Green Bay, 1/16/83 (TD)
- 55 Wilbert Montgomery, @ Philadelphia, 1/7/79
- 55 Eric Dickerson, vs. L.A. Rams, 12/26/83 (TD)

**Most Games, 100 or More Yards**

- 7 Emmitt Smith, 1990-98
- 3 Tony Dorsett, 1978-83
- 2 Duane Thomas, 1970-71

**Most Consecutive Games, 100 or More Yards**

- 3 Emmitt Smith, 1992
- 2 Duane Thomas, 1970-71

**AVERAGE GAIN**

**Career (50 attempts)**

- 5.68 Roger Staubach, 1969-79 (76-432)
- 4.58 Tony Dorsett, 1977-85 (302-1,383)
- 4.54 Emmitt Smith, 1990-99 (349-1,586)

**Game (10 attempts)**

- 7.27 Tony Dorsett, vs. L.A. Rams, 12/26/80 (22-160)
- 6.94 Calvin Hill, @ San Francisco, 12/23/72 (18-125)
- 6.82 Emmitt Smith, vs. Minnesota, 12/28/96 (17-116)

**TOUCHDOWNS**

**Career**

- 19 Emmitt Smith, 1990-99
- 9 Tony Dorsett, 1977-85
- 4 Duane Thomas, 1970-71

**Game**

- 3 Emmitt Smith, vs. Green Bay, 1/14/96
- 2 Eight times, last by Emmitt Smith, vs. Minnesota, 12/28/96

**Opponent, Game**

- 3 Larry Schreiber, @ San Francisco, 12/23/72
- 2 Four times, last by Eric Dickerson, @ L.A. Rams, 1/4/86

**Most Consecutive Games Rushing for Touchdown**

- 8 Emmitt Smith, 1993-96
- 3 Duane Thomas, 1971-72
- 3 Tony Dorsett, 1977-78
- 3 Tony Dorsett, 1981-82
- 3 Emmitt Smith, 1992

**PASSING**

**ATTEMPTS**

**Career**

- 502 Troy Aikman, 1989-99
- 410 Roger Staubach, 1969-79
- 360 Danny White, 1976-88

**Game**

- 53 Danny White, vs. L.A. Rams, 12/26/83
- 53 Troy Aikman, @ San Francisco, 1/15/95
- 49 Troy Aikman, vs. Arizona, 1/2/99

**Game, Opponent**

- 50 Jim Kelly, vs. Buffalo, 1/30/94
- 49 Neil O'Donnell, vs. Pittsburgh, 1/28/96
- 45 Brett Favre, vs. Green Bay, 1/16/94
- 45 Steve Young, vs. San Francisco, 1/22/94

**Career**

- 320 Troy Aikman, 1989-99
- 223 Roger Staubach, 1969-79
- 206 Danny White, 1976-88

**Game**

- 32 Danny White, vs. L.A. Rams, 12/26/83
- 30 Troy Aikman, @ San Francisco, 1/15/95
- 28 Troy Aikman, vs. Green Bay, 1/16/94

**Opponent, Game**

- 31 Jim Kelly, vs. Buffalo, 1/30/94
- 29 Erik Kramer, @ Detroit, 1/5/92
- 28 Brett Favre, vs. Green Bay, 1/16/94
- 28 Neil O'Donnell, vs. Pittsburgh, 1/28/96

**Consecutive Passes Completed**

- 10 Troy Aikman, vs. Pittsburgh, 1/28/96
- 8 Danny White, vs. Green Bay, 1/16/83
- 8 Troy Aikman, vs. Buffalo, 1/31/93

**COMPLETION PERCENTAGE**

**Career (150 attempts)**

- 63.75 Troy Aikman, 1989-99 (320 of 502)
- 57.22 Danny White, 1976-88 (206 of 360)
- 54.39 Roger Staubach, 1969-79 (223 of 410)

**Game (20 attempts)**

- 76.67 Troy Aikman, vs. Green Bay, 1/8/95 (23 of 30)
- 75.68 Troy Aikman, vs. Green Bay, 1/16/94 (28 of 37)
- 73.33 Troy Aikman, vs. Buffalo, 1/31/93 (22 of 30)

**YARDS GAINED**

**Career**

- 3,649 Troy Aikman, 1989-99
- 2,791 Roger Staubach, 1969-79
- 2,284 Danny White, 1976-88

**Game**

- 380 Troy Aikman, @ San Francisco, 1/15/95
- 337 Troy Aikman, vs. Green Bay, 1/8/95
- 330 Danny White, vs. L.A. Rams, 12/26/83

**Game, Opponent**

- 341 Erik Kramer, @ Detroit, 1/5/92
- 332 Lynn Dickey, vs. Green Bay, 1/16/83
- 320 Steve Barikowski, @ Atlanta, 1/4/81

**Most Games, 300 or More Passing Yards, Career**

- 4 Troy Aikman, 1991-95
- 3 Danny White, 1976-88

**Longest Pass Completion (All TDs)**

- 94 Troy Aikman (to Harper), vs. Green Bay, 1/8/95
- 86 Don Meredith (to Hayes), vs. Cleveland, 12/24/67
- 83 Roger Staubach (to D. Pearson), vs. L.A. Rams, 12/23/73

**Opponent, Longest Pass Completion (All TDs except as noted)**

- 75 Terry Ryan (to Paul Warfield), vs. Cleveland, 12/24/67
- 75 John Unitas (to John Mackey), vs. Baltimore, 1/17/71
- 75 Doug Williams (to Jimmie Giles), vs. Tampa Bay, 1/2/82 (no TD)

**TOUCHDOWNS**

**Career**

- 24 Roger Staubach, 1969-79
- 23 Troy Aikman, 1989-98
- 15 Danny White, 1976-88

**Game**

- 4 Roger Staubach, @ L.A. Rams, 1/4/76
- 4 Troy Aikman, vs. Buffalo, 1/31/93

**Opponent, Game**

- 4 Bart Starr, vs. Green Bay, 1/1/67
- 4 Terry Bradshaw, vs. Pittsburgh, 1/21/79

**Most Consecutive Games, Touchdown Pass**

- 5 Troy Aikman, 1992-93
- 5 Troy Aikman, 1994-95
- 4 Danny White, 1982-83

**HAD INTERCEPTED**

**Career**

- 19 Roger Staubach, 1969-79
- 17 Troy Aikman, 1989-99
- 16 Danny White, 1976-88

**Game**

- 4 Roger Staubach, vs. Minnesota, 12/30/73
- 3 Ten times, last Troy Aikman, vs. Arizona, 1/2/99

**Opponent, Game**

- 4 Bob Avellini, vs. Chicago, 12/26/77
- 4 Craig Morton, vs. Denver, 1/15/78
- 4 Doug Williams, vs. Tampa Bay, 1/2/82

**Most Consecutive Passes Attempted, None Intercepted**

- 111 Troy Aikman, 1991-93
- 102 Roger Staubach, 1969-1973
- 88 Troy Aikman, 1994-96

**Most Attempts, No Interceptions, Game**

- 34 Troy Aikman, @ San Francisco, 1/17/93
- 33 Troy Aikman, vs. Green Bay, 1/14/96
- 30 Troy Aikman, vs. Buffalo, 1/31/93

**Most Attempts, No Interceptions, Opponent**

- 38 Erik Kramer, @ Detroit, 1/5/92
- 30 Vince Ferragamo, vs. L.A. Rams, 12/26/83
- 30 Randall Cunningham, vs. Philadelphia, 1/10/93

**TIMES SACKED**

**Game**

- 7 Roger Staubach, vs. L.A. Rams, 12/23/73
- 7 Roger Staubach, vs. Pittsburgh, 1/18/76
- 5 Five times, last by Danny White, @ L.A. Rams, 1/4/86

**Opponent, Game**

- 5 John Hadl, vs. L.A. Rams, 12/23/73  
 5 Ron Jaworski, vs. L.A. Rams, 1/4/76  
 5 Steve Bartkowski, @ Atlanta, 12/30/78  
 5 Randall Cunningham, vs. Philadelphia, 1/10/93

**PASS RECEIVING****RECEPTIONS****Career**

- 87 Michael Irvin, 1988-98  
 67 Drew Pearson, 1973-83  
 62 Jay Novacek, 1990-95

**Game**

- 12 Michael Irvin, @ San Francisco, 1/15/95  
 11 Jay Novacek, vs. Green Bay, 1/8/95  
 9 Tony Hill, vs. L.A. Rams, 12/26/83  
 9 Michael Irvin, vs. Green Bay, 1/16/94

**Opponent, Game**

- 10 Andre Hastings, vs. Pittsburgh, 1/28/96  
 9 Tom Waddle, @ Chicago, 12/29/91  
 9 Edgar Bennett, vs. Green Bay, 1/16/94

**Most Consecutive Games, Pass Reception**

- 22 Drew Pearson, 1973-83  
 16 Michael Irvin, 1991-98  
 13 Jay Novacek, 1991-95

**YARDS****Career**

- 1,315 Michael Irvin, 1988-98  
 1,105 Drew Pearson, 1973-83  
 655 Alvin Harper, 1991-94

**Game**

- 192 Michael Irvin, @ San Francisco, 1/15/95  
 163 Raghib Ismail, @ Minnesota, 1/9/00  
 144 Bob Hayes, vs. Cleveland, 12/24/67

**Game, Opponent**

- 161 Lynn Swann, vs. Pittsburgh, 1/18/76  
 152 Andre Reed, vs. Buffalo, 1/31/93  
 146 Charlie Taylor, vs. Washington, 12/31/72

**Longest Pass Reception (All TDs)**

- 94 Alvin Harper (from Aikman), vs. Green Bay, 1/8/95  
 86 Bob Hayes (from Meredith), vs. Cleveland, 12/24/67  
 83 Drew Pearson (from Staubach), vs. L.A. Rams, 12/23/73

**Longest Pass Reception, Opponent**

- 75 Paul Warfield (from Frank Ryan), vs. Cleveland, 12/24/67 (TD)  
 75 John Mackey (from Johnny Unitas), vs. Baltimore, 1/17/71 (TD)  
 75 Jimmie Giles (from Doug Williams), vs. Tampa Bay, 1/2/82

**Most Games, 100 or More Yards Receiving, Career**

- 6 Michael Irvin, 1988-98  
 2 Tony Hill, 1977-86  
 2 Alvin Harper, 1991-94

**AVERAGE GAIN****Career (20 receptions)**

- 27.3 Alvin Harper, 1991-94 (24-655)  
 16.5 Drew Pearson, 1973-83 (67-1,105)  
 15.8 Butch Johnson, 1976-83 (25-394)

**Game (3 receptions)**

- 39.0 Alvin Harper, @ San Francisco, 1/17/93 (3-117)  
 34.0 Frank Clarke, vs. Green Bay, 1/1/67 (3-102)  
 29.3 Alvin Harper, @ Chicago, 12/29/91 (3-88)

**TOUCHDOWNS****Career**

- 8 Drew Pearson, 1973-83  
 8 Michael Irvin, 1988-98  
 6 Jay Novacek, 1990-95

**Game**

- 3 Preston Pearson, @ L.A. Rams, 1/4/76

**Game, Opponent**

- 2 Nine times, last by Amani Toomer, vs. N.Y. Giants, 1/13/08

**Most Consecutive Games, Touchdown**

- 3 Alvin Harper, 1992-93  
 3 Jay Novacek, 1992-93  
 3 Michael Irvin, 1994-95

**RUSHING-RECEIVING****ATTEMPTS****Career**

- 395 Emmitt Smith, 1990-99 (349-ru, 46-re)  
 348 Tony Dorsett, 1977-85 (302-ru, 46-re)  
 188 Robert Newhouse, 1972-83 (174-ru, 14-re)

**Game**

- 37 Emmitt Smith, vs. Green Bay, 1/14/96 (35-ru, 2-re)  
 34 Emmitt Smith, vs. Buffalo, 1/30/94 (ru-30, re-4)  
 30 Tony Dorsett, vs. Green Bay, 1/16/83 (ru-27, re-3)

**YARDS****Career**

- 1,928 Emmitt Smith, 1990-99 (1,586-ru, 342-re)  
 1,786 Tony Dorsett, 1977-85 (1,383-ru, 403-re)  
 1,315 Michael Irvin, 1988-96 (0-ru, 1,315-re)

**Game**

- 192 Michael Irvin, @ San Francisco, 1/15/95 (re-192)  
 188 Tony Dorsett, vs. L.A. Rams, 12/28/80 (ru-160, re-28)  
 173 Emmitt Smith, @ San Francisco, 1/17/93 (ru-114, re-59)

**PUNTING****PUNTS****Career (25 punts)**

- 84 Danny White, 1976-85  
 51 Ron Widby, 1968-71  
 33 John Jett, 1993-96

**Game**

- 9 Ron Widby, vs. Baltimore, 1/17/71  
 8 Five times, last by Danny White, vs. L.A. Rams, 12/30/79

**Game, Opponent**

- 8 Donny Anderson, @ Green Bay, 12/31/67  
 8 Herman Weaver, vs. Detroit, 12/26/70  
 8 Neil Clabo, @ Minnesota, 1/1/78  
 8 Tom Hutton, vs. Philadelphia, 1/7/96  
 8 Scott Player, vs. Arizona, 1/2/99

**Longest Punt**

- 65 Ron Widby, vs. Detroit, 12/26/70  
 62 Mat McBriar, @ Seattle, 1/6/07  
 60 Ron Widby, vs. San Francisco, 1/2/72

**Longest Punt, Opponent**

- 64 Dave Chapple, vs. L.A. Rams, 12/23/73  
 62 Craig Henrich, vs. Green Bay, 1/8/95  
 61 Herman Weaver, vs. Detroit, 12/26/70

**AVERAGE GROSS YARDS****Career (25 punts)**

- 43.5 Mike Saxon, 1985-92  
 42.9 John Jett, 1993-96  
 40.1 Ron Widby, 1968-71

**Game (4 punts)**

- 48.4 Mat McBriar, @ Seattle, 1/6/07 (5-242)  
 47.3 Mat McBriar, vs. N.Y. Giants, 1/13/08 (4-189)  
 46.9 Mike Saxon, @ L.A. Rams, 1/4/86 (7-328)

**Game, Opponent (4 punts)**

- 48.8 Herman Weaver, vs. Detroit, 12/26/70 (8-391)  
 48.4 Todd Sauerbrun, @ Carolina, 1/3/04 (5-242)  
 45.5 Klaus Wilmsmeyer, vs. San Francisco, 1/23/94 (4-182)

**HAD BLOCKED****Career**

- 1 Mike Saxon, 1986-1992  
 1 John Jett, 1993-95

**Most Consecutive Punts, None Blocked**

- 84 Danny White, 1976-83  
 60 Ron Widby, 1968-72  
 24 Marv Bateman, 1972-75

**INSIDE 20****Career**

- 21 Danny White, 1976-83  
 9 Ron Widby, 1968-72  
 8 John Jett, 1993-96

**Game**

- 4 Toby Gowin, vs. Arizona, 1/2/99  
 3 Five times, last by Mat McBriar, vs. N.Y. Giants, 1/13/08

**PUNT RETURNS**

**RETURNS**

**Career**  
 19 Butch Johnson, 1976-83  
 16 James Jones, 1980-82  
 12 Bob Hayes, 1965-74

**Game**  
 5 James Jones, vs. L.A. Rams, 12/28/80  
 5 Ron Fellows, vs. Tampa Bay, 1/9/83  
 4 Seven times, last by Joey Galloway, @ Carolina, 1/3/04

**Game, Opponent**  
 6 John Sciarra, @ Philadelphia, 1/11/81  
 5 Lem Barney, vs. Detroit, 12/26/70

**FAIR CATCHES**

**Career**  
 10 Bob Hayes, 1966-72  
 8 Lance Rentzel, 1967-69  
 8 Cliff Harris, 1970-79

**Game**  
 4 Lance Rentzel, @ Cleveland, 12/21/68  
 4 Cliff Harris, @ San Francisco, 12/23/72  
 3 Lance Rentzel, @ Green Bay, 12/31/67  
 3 Golden Richards, vs. Pittsburgh, 1/18/76  
 3 Gordon Banks, @ L.A. Rams, 1/4/86

**Game, Opponent**  
 4 Bobby Bryant, @ Minnesota, 12/25/71  
 3 Bobby Bryant, vs. Minnesota, 12/30/73

**YARDS GAINED**

**Career**  
 208 Butch Johnson, 1976-83  
 151 Bob Hayes, 1965-74  
 147 James Jones, 1980-82

**Game**  
 141 Bob Hayes, vs. Cleveland, 12/24/67  
 81 James Jones, vs. L.A. Rams, 12/20/80  
 64 Butch Johnson, vs. L.A. Rams, 12/19/76

**Game, Opponent**  
 69 John Sciarra, @ Philadelphia, 1/11/81  
 59 Reggie Brooks, vs. Green Bay, 1/16/94  
 54 Antonio Freeman, vs. Green Bay, 1/14/96

**Longest Punt Return**  
 68 Bob Hayes, vs. Cleveland, 12/24/67  
 64 Bob Hayes, vs. Cleveland, 12/24/67  
 63 Golden Richards, vs. Minnesota, 12/30/73 (TD)

**Longest Punt Return, Opponent**  
 43 Reggie Brooks, vs. Green Bay, 1/16/94  
 39 Antonio Freeman, vs. Green Bay, 1/14/96  
 30 Jim Bertelsen, vs. Rams, 12/23/73

**AVERAGE YARDAGE**

**Career (10 returns)**  
 12.6 Bob Hayes, 1965-74 (12-151)  
 11.0 Butch Johnson, 1976-83 (19-208)  
 9.2 James Jones, 1980-82 (16-147)

**Game (3 returns)**  
 47.0 Bob Hayes, vs. Cleveland, 12/24/67 (3-141)  
 16.2 James Jones, vs. L.A. Rams, 12/20/80 (5-81)  
 16.0 Butch Johnson, vs. L.A. Rams, 12/19/76 (4-64)

**Game, Opponents (3 returns)**  
 13.5 Antonio Freeman, vs. Green Bay, 1/14/96 (4-54)  
 13.0 Jim Bertelsen, vs. L.A. Rams, 1/23/73 (4-52)  
 11.5 John Sciarra, @ Philadelphia, 1/11/81 (6-69)

**TOUCHDOWNS**

**Game**  
 1 Golden Richards, vs. Minnesota, 12/30/73

**Game, Opponent**  
 None

**KICKOFF RETURNS**

**RETURNS**

**Career**  
 23 Kevin Williams, 1993-96  
 13 James Jones, 1980-82, 1984-85  
 12 Butch Johnson, 1976-83

**Game**  
 7 Michael Bates, @ Carolina 1/3/04  
 6 Kevin Williams, @ San Francisco, 1/15/95  
 5 Mel Renfro, vs. Green Bay, 1/1/67  
 5 Tyrone Hughes, vs. Arizona, 1/2/99

**Game, Opponent**  
 7 Del Rodgers, vs. Green Bay, 1/16/83  
 7 Antonio Freeman, vs. Green Bay, 1/14/96

**YARDS**

**Career**  
 505 Kevin Williams, 1993-96  
 267 James Jones, 1980-82, 1984-85  
 243 Cliff Harris, 1970-79

**Game**  
 172 Michael Bates, @ Carolina 1/3/04  
 136 Miles Austin, @ Seattle, 1/6/07  
 130 Kevin Williams, @ San Francisco, 1/15/95

**Game, Opponent**  
 155 Michael Bates, @ Carolina, 1/5/97  
 148 Del Rodgers, vs. Green Bay, 1/16/83  
 148 Antonio Freeman, vs. Green Bay, 1/14/96

**Longest Kickoff Return**  
 93 Miles Austin, @ Seattle, 1/6/07 (TD)  
 89 Rod Hill, vs. Green Bay, 1/9/83  
 50 Kevin Williams, vs. Buffalo, 1/30/94

**Longest Kickoff Return, Opponent**  
 97 Vic Washington, vs. San Francisco, 12/23/72 (TD)  
 67 Rick Upchurch, vs. Denver, 1/15/78  
 61 Clinton Jones, @ Minnesota, 12/25/71

**AVERAGE YARDAGE**

**Career (10 returns)**  
 22.1 Cliff Harris, 1970-79 (11-243)  
 22.0 Kevin Williams, 1993-96 (23-505)  
 21.5 Kelvin Martin, 1987-92 (11-237)

**Game (3 returns)**  
 45.3 Miles Austin, @ Seattle, 1/6/07 (3-136)  
 39.3 Rod Hill, vs. Green Bay, 1/9/83 (3-118)  
 29.3 Kevin Williams, vs. Green Bay, 1/8/95 (3-88)

**Game, Opponent (3 returns)**  
 45.3 Vic Washington, vs. San Francisco, 12/23/72 (3-136)  
 31.3 Rick Upchurch, vs. Denver, 1/15/78 (3-94)  
 31.0 Michael Bates, @ Carolina, 1/5/97 (5-155)  
 31.0 Domenik Hixon, vs. N.Y. Giants, 1/13/08 (3-93)

**TOUCHDOWNS**

**Game**  
 1 Miles Austin, @ Seattle, 1/6/07

**Game, Opponent**  
 1 Vic Washington, vs. San Francisco, 12/23/72

**INTERCEPTIONS BY**

**INTERCEPTIONS**

**Career**  
 9 Charlie Waters, 1970-78, 80-81  
 7 Dennis Thurman, 1978-85  
 6 Cliff Harris, 1970-79

**Game**  
 3 Charlie Waters, vs. Chicago, 12/26/77  
 3 Dennis Thurman, vs. Green Bay, 1/16/83  
 2 Seven times, last by Larry Brown, vs. Pittsburgh, 1/28/96

**Game, Opponent**  
 2 Skip Vanderhurd, @ San Francisco, 12/23/72  
 2 Bobby Bryant, vs. Minnesota, 12/30/73  
 2 Eric Davis, @ San Francisco, 1/15/95  
 2 Aeneas Williams, vs. Arizona, 1/2/99

**Most Consecutive Games Intercept Pass**  
 3 Mel Renfro, 1970  
 3 Randy Hughes, 1977-78

**YARDS GAINED**

**Career**  
 126 Dennis Thurman, 1978-85  
 124 Charlie Waters, 1970-78, 80-81  
 105 Larry Brown, 1991-95

**Game**  
 77 Larry Brown, vs. Pittsburgh, 1/28/96  
 68 Thomas Henderson, @ L.A. Rams, 1/17/79  
 60 Cornell Green, vs. Cleveland, 1/24/67

**Game, Opponent**  
 94 LeRoy Irvin, vs. L.A. Rams, 12/26/83  
 88 Walt Sumner, vs. Cleveland, 12/28/69  
 63 Bobby Bryant, vs. Minnesota, 12/30/73

**Longest Return (all TDs except as noted)**  
 68 Thomas Henderson, @ L.A. Rams, 1/17/79  
 60 Cornell Green, vs. Cleveland, 1/24/67  
 44 Larry Brown, vs. Pittsburgh, 1/28/96 (no TD)

**Longest Return, Opponents (all TDs except as noted)**  
 94 LeRoy Irvin, vs. L.A. Rams, 12/26/83 (no TD)  
 88 Walt Sumner, vs. Cleveland, 12/28/64  
 63 Bobby Bryant, vs. Minnesota, 12/30/73

### FUMBLES

#### OPPONENTS' FUMBLES RECOVERED

<b>Career</b>	
4	Cliff Harris, 1970-79
3	Charlie Waters, 1970-78, 1980-81

<b>Game</b>	
2	Charlie Waters, vs. Detroit, 12/26/70
2	Harvey Martin, vs. Minnesota, 1/1/78
2	Randy Hughes, vs. Denver, 1/15/78
2	Jimmie Jones, vs. Buffalo, 1/31/93

#### Longest Fumble Returns (All TDs except as noted)

64	Leon Lett, vs. Buffalo, 1/31/93 (no TD)
46	James Washington, vs. Buffalo, 1/30/94
44	Chuck Howley, @ Cleveland, 12/21/68

#### Longest Fumble Returns, Opponent (All TDs)

60	Hugh Green, vs. Tampa Bay, 1/9/83
18	Jim Grabowski, vs. Green Bay, 1/1/67

#### OPPONENTS' FUMBLE RETURNED FOR TOUCHDOWNS

<b>Career</b>	
1	George Andrie, 1962-72
1	Chuck Howley, 1961-73
1	Mike Hegman, 1976-88
1	Ken Norton, 1989-93
1	Jimmie Jones, 1990-93
1	James Washington, 1990-93

### SACKS

#### TOTAL SACKS

<b>Game</b>	
3	Tony Casillas, @ San Francisco, 1/17/93
<b>Game, Opponent</b>	
3	Gary Jeter, @ L.A. Rams, 1/4/86

### BLOCKED KICKS

#### BLOCKED PUNTS

<b>Game</b>	
1	Darrick Brownlow, vs. Chicago, 12/29/91
<b>Game, Opponent</b>	
1	Steve Tasker, vs. Buffalo, 1/31/93
1	Bernardo Harris, vs. Green Bay, 1/14/96

## Cowboys Team Playoff Records

### SINGLE GAME

### SCORING

#### Most Points

52	vs. Cleveland, 12/24/67 (Dallas 52, Cleveland 14)
52	vs. Buffalo, 1/31/93 (Dallas 52, Buff. 17)
40	vs. Minnesota, 12/28/96 (Dallas 40, Minn. 15)

#### Most Points, Opponent

38	vs. Cleveland, 12/28/69 (Cleveland 38, Dallas 14)
38	@ Detroit, 1/5/92 (Detroit 38, Dallas 6)
38	@ San Francisco, 1/15/95 (S.F. 38, Dallas 28)

#### Fewest Points

0	@ L.A. Rams, 1/4/86 (L.A. Rams 20, Dallas 0)
3	@ Washington, 12/31/72 (Wash. 26, Dallas 3)
6	@ Detroit, 1/5/92 (Detroit 38, Dallas 6)

#### Fewest Points, Opponent

0	vs. Detroit, 12/26/70 (Dallas 5, Detroit 0)
0	@ L.A. Rams, 1/7/79 (Dallas 28, L.A. Rams 0)
0	vs. Tampa Bay, 1/2/82 (Dallas 38, Tampa Bay 0)

#### Most Decisive Win

38	vs. Tampa Bay, 1/2/82 (Dallas 38, Tampa Bay 0)
38	vs. Cleveland, 12/24/67 (Dallas 52, Cleveland 14)
35	vs. Buffalo, 1/31/93 (Dallas 52, Buff. 17)

#### Most Decisive Loss

32	@ Detroit, 1/5/92 (Detroit 38, Dallas 6)
24	vs. Cleveland, 12/28/69 (Cleveland 38, Dallas 14)
23	@ Washington, 12/31/72 (Washington 26, Dallas 3)

#### Most Points, Both Teams

69	vs. Buffalo, 1/31/93 (Dallas 52, Buff. 17)
66	vs. Cleveland, 12/24/67 (Dallas 52, Cleveland 14)
66	vs. Pittsburgh, 1/21/79 (Pittsburgh 35, Dallas 31)
66	@ San Francisco, 1/15/95 (S.F. 38, Dallas 28)

### FIRST DOWNS

#### Most First Downs

29	vs. L.A. Rams, 12/28/80
29	vs. Tampa Bay, 1/9/83
29	@ San Francisco, 1/15/95

#### Most First Downs, Opponent

26	@ San Francisco, 1/10/82
26	@ Chicago, 12/29/91
25	vs. Pittsburgh, 1/28/96

#### Most First Downs, Both Teams

48	@ San Francisco, 1/17/93
48	@ San Francisco, 1/15/95
47	vs. San Francisco, 1/23/94

#### Fewest First Downs

8	@ Washington, 12/31/72
9	vs. Minnesota, 12/30/73
9	vs. Baltimore, 1/17/71

#### Fewest First Downs, Opponent

7	vs. Detroit, 12/26/70
8	vs. Tampa Bay, 1/9/83
9	vs. San Francisco, 1/2/72
9	@ L.A. Rams, 1/4/76

#### Fewest First Downs, Both Teams

21	vs. Detroit, 12/26/70
23	vs. Baltimore, 1/17/71
24	@ Washington, 12/31/72

#### Most First Downs, Rushing

19	vs. L.A. Rams, 12/28/80
16	@ San Francisco, 1/3/71
16	vs. Minnesota, 12/28/96

#### Most First Downs, Rushing, Opponent

14	vs. Minnesota, 12/30/73
13	@ Philadelphia, 1/11/81
12	@ Chicago, 12/29/91

#### Fewest First Downs, Rushing

2	@ Washington, 1/22/83
3	Four times, last @ Carolina, 1/3/04

#### Fewest First Downs, Rushing, Opponent

1	@ L.A. Rams, 1/4/76
2	Six times, last vs. Arizona, 1/2/99

#### Most First Downs, Passing

20	vs. L.A. Rams, 12/26/83
19	vs. Tampa Bay, 1/2/82
19	@ Washington, 1/22/83

#### Most First Downs, Passing, Opponent

19	@ Detroit, 1/5/92
17	@ San Francisco, 1/10/82
16	Three times, last vs. Green Bay, 1/16/94

#### Fewest First Downs, Passing

3	vs. Detroit, 12/26/70
3	@ Washington, 12/31/72
4	vs. L.A. Rams, 12/23/73

#### Fewest First Downs, Passing, Opponent

1	vs. Denver, 1/15/78
3	vs. L.A. Rams, 1/4/86
4	vs. Atlanta, 12/30/78
4	vs. Tampa Bay, 1/9/83



**Most First Downs, Penalty**

- 4 @ Carolina, 1/5/97
- 3 vs. Green Bay, 1/8/95
- 3 @ San Francisco, 1/15/95
- 3 vs. Arizona, 1/2/99

**Most First Downs, Penalty, Opponent**

- 4 vs. Baltimore, 1/17/71
- 4 vs. Buffalo, 1/31/93
- 4 @ Seattle, 1/6/07

**NET YARDS GAINED RUSHING AND PASSING**

**Most Yards Gained**

- 528 vs. L.A. Rams, 12/28/80
- 456 vs. Tampa Bay, 1/9/83
- 451 @ San Francisco, 1/15/95

**Most Yards Gained, Opponent**

- 466 vs. Green Bay, 1/6/83
- 421 @ Detroit, 1/5/92
- 415 @ San Francisco, 1/17/93

**Most Yards Gained, Both Teams**

- 841 vs. Green Bay, 1/6/83
- 831 @ San Francisco, 1/17/93
- 788 vs. L.A. Rams, 12/28/80

**Fewest Yards Gained**

- 153 vs. Minnesota, 12/30/73
- 169 @ Washington, 12/31/72
- 183 vs. Minnesota, 12/25/71

**Fewest Yards Gained, Opponent**

- 118 @ L.A. Rams, 1/4/76
- 156 vs. Detroit, 12/26/70
- 156 vs. Denver, 1/15/78

**Fewest Yards Gained, Both Teams**

- 387 @ Green Bay, 12/31/67
- 387 vs. Detroit, 12/26/70
- 459 vs. Minnesota, 12/30/73

**RUSHING**

**ATTEMPTS**

**Most Rushing Attempts**

- 51 @ San Francisco, 1/3/71
- 50 vs. Detroit, 12/26/70
- 50 @ L.A. Rams, 1/4/76

**Most Rushing Attempts, Opponent**

- 49 vs. L.A. Rams, 12/19/76
- 47 vs. Minnesota, 12/30/73
- 46 vs. Pittsburgh, 1/18/76

**Fewest Rushing Attempts**

- 16 @ Minnesota, 1/9/00
- 18 @ L.A. Rams, 1/4/86
- 18 @ Carolina, 1/3/04

**Fewest Rushing Attempts, Opponent**

- 12 vs. Green Bay, 1/14/96
- 13 vs. Green Bay, 1/16/94
- 15 vs. Minnesota, 12/28/96

**YARDS**

**Most Yards Gained Rushing**

- 338 vs. L.A. Rams, 12/28/80
- 255 vs. Minnesota, 12/28/96
- 252 vs. Miami, 1/16/72

**Most Yards Gained Rushing, Opponent**

- 269 @ L.A. Rams, 1/4/86
- 263 @ Philadelphia, 1/11/81
- 203 vs. Minnesota, 12/30/73

**Most Yards Gained Rushing, Both Teams**

- 430 vs. L.A. Rams, 12/28/80
- 349 @ Philadelphia, 1/11/81
- 337 vs. Cleveland, 12/24/67

**Fewest Yards Gained Rushing**

- 56 vs. Pittsburgh, 1/28/96
- 61 @ L.A. Rams, 1/4/86
- 63 vs. L.A. Rams, 12/26/83

**Fewest Yards Gained Rushing, Opponent**

- 22 vs. L.A. Rams, 12/19/76
- 31 vs. Green Bay, 1/16/94
- 48 vs. Green Bay, 1/14/96

**Fewest Yards Gained Rushing, Both Teams**

- 128 vs. Green Bay, 1/16/94
- 157 vs. L.A. Rams, 12/26/83
- 159 vs. Pittsburgh, 1/28/96

**PASSING**

**ATTEMPTS**

**Most Passes Attempted**

- 53 vs. L.A. Rams, 12/26/83
- 53 @ San Francisco, 1/15/95
- 49 vs. Arizona, 1/2/99

**Most Passes Attempted, Opponent**

- 50 vs. Buffalo, 1/30/94
- 49 vs. Pittsburgh, 1/28/96
- 46 vs. Green Bay, 1/8/95

**Most Passes Attempted, Both Teams**

- 85 vs. Arizona, 1/2/99
- 84 vs. L.A. Rams, 12/26/83
- 82 vs. Green Bay, 1/16/94
- 82 @ San Francisco, 1/15/95

**Fewest Passes Attempted**

- 14 @ Minnesota, 12/25/71
- 14 vs. Chicago, 12/24/77
- 15 vs. Cleveland, 12/24/67

**Fewest Passes Attempted, Opponent**

- 18 @ Washington, 12/31/72
- 18 vs. N.Y. Giants, 1/13/08
- 19 vs. Pittsburgh, 1/18/76
- 20 vs. Detroit, 12/26/70

**Fewest Passes Attempted, Both Teams**

- 38 vs. Detroit, 12/26/70
- 39 @ Washington, 12/31/72
- 39 vs. L.A. Rams, 12/23/73

**COMPLETIONS**

**Most Passes Completed**

- 32 vs. L.A. Rams, 12/26/83
- 30 @ San Francisco, 1/15/95
- 28 vs. Green Bay, 1/16/94

**Most Passes Completed, Opponent**

- 31 vs. Buffalo, 1/30/94
- 29 @ Detroit, 1/5/92
- 28 vs. Green Bay, 1/16/94
- 28 vs. Pittsburgh, 1/28/96

**Most Passes Completed, Both Teams**

- 56 vs. Green Bay, 1/16/94
- 50 vs. Buffalo, 1/30/94
- 49 @ San Francisco, 1/17/93

**Fewest Passes Completed**

- 4 vs. Detroit, 12/26/70
- 7 @ San Francisco, 1/3/71
- 8 vs. L.A. Rams, 12/23/73
- 8 vs. Chicago, 12/26/77

**Fewest Passes Completed, Opponent**

- 6 @ L.A. Rams, 1/4/86
- 7 Detroit, 12/26/70
- 7 vs. L.A. Rams, 12/23/73

**Fewest Passes Completed, Both Teams**

- 11 vs. Detroit, 12/26/70
- 15 vs. L.A. Rams, 12/23/73
- 21 vs. L.A. Rams, 12/30/79
- 21 @ Philadelphia, 1/11/81

**YARDS**

**Most Yards Gained Passing**

- 352 @ San Francisco, 1/15/95
- 330 vs. Green Bay, 1/8/95
- 310 @ Atlanta, 1/4/81

**Most Yards Gained Passing, Opponent**

- 337 @ Detroit, 1/5/92
- 327 vs. Green Bay, 1/16/94
- 308 vs. Green Bay, 1/16/83

**Most Yards Gained Passing, Both Teams**

- 611 vs. Green Bay, 1/16/94
- 596 @ San Francisco, 1/17/93
- 595 @ Atlanta, 1/4/81

**Fewest Yards Gained Passing**

- 22 vs. Detroit, 12/26/70
- 63 vs. Minnesota, 12/30/73
- 72 vs. San Francisco, 1/2/72

**Fewest Yards Gained, Passing, Opponent**

- 35 vs. Denver, 1/15/78
- 47 @ L.A. Rams, 1/4/86
- 52 vs. Atlanta, 12/30/78

**Fewest Yards Gained, Passing, Both Teams, Game**

- 102 vs. Detroit, 12/26/70
- 166 vs. Minnesota, 12/30/73
- 193 @ Philadelphia, 1/11/81

**SACKS**

**TOTAL SACKS**

**Most Sacks**

- 8 @ Green Bay, 12/31/67
- 5 Eight times, last vs. Philadelphia, 1/7/96

**Most Sacks, Opponent**

- 7 vs. L.A. Rams, 12/23/73
- 7 vs. Pittsburgh, 1/18/76
- 6 vs. San Francisco, 1/2/72

**SACK YARDAGE**

**Most Sack Yardage**

- 76 @ Green Bay, 12/31/67
- 51 @ L.A. Rams, 1/4/76
- 45 vs. Philadelphia, 1/10/93

**Most Sack Yardage, Opponent**

- 52 vs. Pittsburgh, 1/21/79
- 44 vs. L.A. Rams, 12/23/73
- 42 vs. Pittsburgh, 1/18/76

**INTERCEPTIONS**

**TOTAL INTERCEPTIONS**

**Most Interceptions**

- 5 @ L.A. Rams, 1/7/79
- 4 Five times, last vs. Buffalo, 1/31/93

**Most Interceptions, Opponent**

- 4 @ Cleveland, 12/21/68
- 4 vs. Minnesota, 12/30/73
- 3 Nine times, last vs. Arizona, 1/2/99

**YARDS**

**Most Yards**

- 123 @ L.A. Rams, 1/7/79
- 77 vs. Pittsburgh, 1/28/96
- 76 vs. Chicago, 12/26/77

**Most Yards, Opponent**

- 123 vs. Cleveland, 12/28/69
- 122 @ Carolina, 1/5/97
- 111 vs. L.A. Rams, 12/26/83

**PUNTING**

**TOTAL PUNTS**

**Most Punts**

- 9 vs. Baltimore, 1/17/71
- 8 Five times, last vs. L.A. Rams, 12/30/79

**Most Punts, Opponent**

- 8 @ Green Bay, 12/31/67
- 8 vs. Detroit, 12/26/70
- 8 vs. Minnesota, 1/1/78
- 8 vs. Philadelphia, 1/7/96
- 8 vs. Arizona, 1/2/99

**Fewest Punts**

- 1 @ San Francisco, 1/15/95
- 1 vs. Minnesota, 12/28/96
- 2 vs. Cleveland, 12/24/67
- 2 vs. L.A. Rams, 12/28/80

**Fewest Punts, Opponent**

- 1 vs. Cleveland, 12/28/69
- 1 @ Chicago, 12/29/91
- 1 @ San Francisco, 1/17/93
- 1 @ Carolina, 1/5/97

**AVERAGE YARDAGE**

**Highest Average Distance, Punting (4 punts)**

- 48.4 @ Seattle, 1/6/07
- 47.3 vs. N.Y. Giants, 1/13/08
- 46.9 @ L.A. Rams, 1/4/86

**Highest Average Distance, Punting, Opponent (4 punts)**

- 48.8 vs. Detroit, 12/26/70
- 48.4 @ Carolina, 1/3/04
- 46.2 @ Detroit, 1/5/92

**PUNT RETURNS**

**TOTAL RETURNS**

**Most Punt Returns**

- 5 vs. Minnesota, 1/1/78
- 5 vs. L.A. Rams, 12/28/80
- 5 vs. Tampa Bay, 1/9/83

**Most Punt Returns, Opponent**

- 6 vs. Detroit, 12/26/70
- 6 @ Philadelphia, 1/11/81
- 5 Four times, last vs. Pittsburgh, 1/18/76

**YARDS GAINED**

**Most Yards, Punt Returns**

- 155 vs. Cleveland, 12/24/67
- 81 vs. L.A. Rams, 12/28/80
- 64 vs. L.A. Rams, 12/19/76

**Most Yards, Punt Returns, Opponent**

- 69 @ Philadelphia, 1/11/81
- 59 vs. Green Bay, 1/16/94
- 54 vs. Green Bay, 1/14/96

**KICKOFF RETURNS**

**TOTAL RETURNS**

**Most Kickoff Returns**

- 8 @ Carolina, 1/3/04
- 7 @ San Francisco, 1/15/95
- 6 Six times, last @ Carolina, 1/5/97

**Most Kickoff Returns, Opponent**

- 8 @ L.A. Rams, 1/4/76
- 8 vs. Chicago, 12/26/77
- 8 vs. Minnesota, 12/28/96

**YARDS GAINED**

**Most Yards, Kickoff Returns**

- 179 @ Carolina, 1/3/04
- 173 vs. Green Bay, 1/16/83
- 160 @ Seattle, 1/6/07

**Most Yards, Kickoff Returns, Opponent**

- 188 @ Minnesota, 12/25/71
- 173 vs. Denver, 1/15/78
- 167 @ L.A. Rams, 1/4/76

**FUMBLES**

**TOTAL FUMBLES**

**Most Fumbles**

- 6 vs. Denver, 1/15/78
- 6 vs. Atlanta, 12/30/78
- 5 @ Philadelphia, 1/11/81

**Most Fumbles, Opponent**

- 8 vs. Buffalo, 1/31/93
- 5 @ San Francisco, 12/23/72
- 5 vs. Minnesota, 1/1/78
- 5 vs. Baltimore, 1/17/71

**FUMBLES LOST**

**Most Fumbles Lost**

- 3 @ San Francisco, 12/23/72
- 3 vs. Atlanta, 12/30/78
- 3 @ Philadelphia, 1/11/81
- 3 @ L.A. Rams, 1/4/86
- 3 @ Minnesota, 1/9/00

**Most Fumbles Lost, Opponent**

- 5 vs. Buffalo, 1/31/93
- 4 vs. Baltimore, 1/17/71
- 4 vs. Denver, 1/15/78
- 4 vs. Minnesota, 12/28/96

**PENALTIES**

**TOTAL PENALTIES**

**Most Penalties**

- 12 vs. Denver, 1/15/78
- 11 vs. L.A. Rams, 12/28/80
- 11 vs. N.Y. Giants, 1/13/08
- 10 @ L.A. Rams, 1/7/79

**Most Penalties, Opponent**

- 11 vs. Green Bay, 1/14/96
- 10 vs. Tampa Bay, 1/2/82
- 8 Three times, last vs. Green Bay, 1/8/95

**Fewest Penalties**

- 2 Seven times, last @ Carolina, 1/3/04

**Fewest Penalties, Opponent**

- 0 vs. Detroit, 12/26/70
- 0 vs. Miami, 1/16/72
- 0 vs. Pittsburgh, 1/18/76
- 0 @ Carolina, 1/3/04

**YARDS PENALIZED**

**Most Yards Penalized**

- 120 vs. Baltimore, 1/17/71
- 98 @ San Francisco, 1/15/95
- 94 vs. Denver, 1/15/78

**Most Yards Penalized, Opponent**

- 106 @ San Francisco, 1/10/82
- 105 vs. Tampa Bay, 1/2/82
- 94 vs. L.A. Rams, 1/19/76

**Fewest Yards Penalized**

- 10 vs. Cleveland, 12/24/67
- 10 @ Minnesota, 12/25/71
- 11 @ Carolina, 1/3/04

**Fewest Yards Penalized, Opponent**

- 0 vs. Detroit, 12/26/70
- 0 vs. Miami, 1/16/72
- 0 vs. Pittsburgh, 1/18/76
- 0 @ Carolina, 1/3/04

**Largest Margin**

**VICTORY**

1. 38 pts. (52-14) vs. Cleveland, Dec. 24, 1967
- 38 pts. (38-0) vs. Tampa Bay, Jan. 2, 1982
3. 35 pts. (52-17) vs. Buffalo, Jan. 31, 1993
4. 30 pts. (37-7) @ Los Angeles, Jan. 4, 1976
- 30 pts. (37-7) vs. Chicago, Dec. 26, 1977

**DEFEAT**

1. 32 pts. (38-6) @ Detroit, Jan. 5, 1992
2. 24 pts. (38-14) vs. Cleveland, Dec. 28, 1969
3. 23 pts. (26-3) @ Washington, Dec. 31, 1972
4. 20 pts. (20-0) @ Los Angeles, Jan. 4, 1986
5. 19 pts. (29-10) @ Carolina, Jan. 3, 2004

**Cowboys Big Playoff Days**

**100-YARD RUSHING GAMES**

160 yards	— Tony Dorsett vs. L.A. Rams	December 28, 1980
150 yards	— Emmitt Smith vs. Green Bay	January 14, 1996
143 yards	— Duane Thomas @ San Francisco	January 3, 1971
135 yards	— Duane Thomas vs. Detroit	December 26, 1970
132 yards	— Emmitt Smith vs. Buffalo	January 30, 1994
129 yards	— Marion Barber vs. N.Y. Giants	January 13, 2008
125 yards	— Calvin Hill @ San Francisco	December 23, 1972
116 yards	— Emmitt Smith vs. Minnesota	December 28, 1996
114 yards	— Emmitt Smith vs. Philadelphia	January 10, 1993
114 yards	— Emmitt Smith @ San Francisco	January 17, 1993
112 yards	— Julius Jones @ Seattle	January 6, 2007
110 yards	— Tony Dorsett vs. Tampa Bay	January 9, 1983
108 yards	— Don Perkins vs. Green Bay	January 1, 1967
108 yards	— Emmitt Smith vs. Buffalo	January 31, 1993
105 yards	— Emmitt Smith @ Chicago	December 29, 1991
101 yards	— Tony Dorsett @ L.A. Rams	January 7, 1979

**300-YARD PASSING GAMES**

380 yards	— Troy Aikman @ San Francisco	January 15, 1995
337 yards	— Troy Aikman vs. Green Bay	January 8, 1995
330 yards	— Danny White vs. L.A. Rams	December 26, 1983
322 yards	— Danny White @ Atlanta	January 4, 1981
322 yards	— Troy Aikman @ San Francisco	January 17, 1993
312 yards	— Danny White vs. Tampa Bay	January 9, 1983
302 yards	— Troy Aikman vs. Green Bay	January 16, 1994

**100-YARD RECEIVING GAMES**

192 yards	— Michael Irvin @ San Francisco	January 15, 1995
163 yards	— Raghieb Ismail @ Minnesota	January 9, 2000
144 yards	— Bob Hayes vs. Cleveland	December 24, 1967
142 yards	— Tony Hill vs. Green Bay	January 16, 1983
136 yards	— Billy Parks @ San Francisco	December 23, 1972
126 yards	— Michael Irvin vs. Green Bay	January 16, 1994
124 yards	— Kevin Williams vs. Philadelphia	January 7, 1996
123 yards	— Preston Pearson @ L.A. Rams	January 4, 1976
117 yards	— Alvin Harper @ San Francisco	January 17, 1993
115 yards	— Tony Hill vs. L.A. Rams	December 26, 1983
114 yards	— Michael Irvin vs. Buffalo	January 31, 1993
111 yards	— Michael Irvin vs. Green Bay	January 8, 1995
108 yards	— Alvin Harper vs. Green Bay	January 8, 1995
104 yards	— Jay Novacek vs. Green Bay	January 8, 1995
103 yards	— Michael Irvin vs. Minnesota	December 28, 1996
102 yards	— Frank Clarke vs. Green Bay	January 1, 1967
100 yards	— Michael Irvin vs. Green Bay	January 14, 1996

# Cowboys Longest Playoff Plays

## LONG RUNS FROM SCRIMMAGE

65 yards	— Emmitt Smith @ Minnesota	January 9, 2000
53 yards	— Tony Dorsett @ L.A. Rams	January 7, 1979
48 yards	— Calvin Hill @ San Francisco	December 23, 1972
38 yards	— Emmitt Smith vs. Buffalo	January 31, 1993
37 yards	— Emmitt Smith vs. Minnesota (TD)	December 28, 1996
36 yards	— Marion Barber vs. N.Y. Giants	January 13, 2008
35 yards	— Julius Jones @ Seattle	January 6, 2007
32 yards	— Ron Springs vs. L.A. Rams	December 28, 1980
29 yards	— Roger Staubach vs. Washington	December 31, 1972
29 yards	— Tony Dorsett vs. Pittsburgh	January 21, 1979

## LONG FORWARD PASS

94 yards	— Troy Aikman to Alvin Harper vs. Green Bay (TD)	January 8, 1995
86 yards	— Don Meredith to Bob Hayes vs. Cleveland (TD)	December 24, 1967
83 yards	— Roger Staubach to Drew Pearson vs. L.A. Rams (TD)	December 23, 1973
70 yards	— Troy Aikman to Alvin Harper @ San Francisco	January 17, 1993
68 yards	— Don Meredith to Frank Clarke vs. Green Bay (TD)	January 1, 1967

## LONG PUNT RETURNS

68 yards	— Bob Hayes vs. Cleveland	December 24, 1967
63 yards	— Golden Richards vs. Minnesota (TD)	December 30, 1973
44 yards	— Butch Johnson vs. L.A. Rams	December 19, 1976
43 yards	— James Jones vs. L.A. Rams	December 28, 1980
41 yards	— Deion Sanders vs. Arizona	January 2, 1999

## LONG KICKOFF RETURNS

93 yards	— Miles Austin @ Seattle (TD)	January 6, 2007
89 yards	— Rod Hill vs. Green Bay	January 16, 1983
50 yards	— Kevin Williams vs. Buffalo	January 30, 1994
48 yards	— Thomas Henderson vs. Pittsburgh	January 18, 1976
41 yards	— Michael Bates @ Carolina	January 3, 2004
39 yards	— Kelvin Martin vs. Philadelphia	January 10, 1993
39 yards	— Kevin Williams vs. Green Bay	January 8, 1995

## LONG INTERCEPTION RETURNS

68 yards	— Thomas Henderson @ L.A. Rams (TD)	January 7, 1979
60 yards	— Cornell Green vs. Cleveland (TD)	December 24, 1967
44 yards	— Larry Brown vs. Pittsburgh	January 28, 1996
39 yards	— Dennis Thurman vs. Green Bay (TD)	January 16, 1983

## LONG FUMBLE RETURNS

64 yards	— Leon Lett vs. Buffalo	January 31, 1993
46 yards	— James Washington vs. Buffalo (TD)	January 30, 1994
44 yards	— Chuck Howley @ Cleveland (TD)	December 21, 1968
37 yards	— Mike Hegman vs. Pittsburgh (TD)	January 21, 1979

SIDELINES HISTORY RECORDS PLAYOFF RECORDS 2007 SEASON PLAYERS STAFF



▶ Alvin Harper reaches the end zone after his 94-yard touchdown reception against Green Bay in the 1994 playoffs. Harper's score still stands as the longest play from scrimmage in Cowboys' playoff history.

◀ Cowboys defensive linemen Jimmie Jones (97) and Leon Lett (78) celebrate the team's "Back-to-Back" Super Bowls after beating Buffalo again to cap the 1993 season. The Cowboys are one of six teams to win consecutive Super Bowls.

# The Dallas Cowboys – A Championship Tradition

## SUPER BOWL CHAMPIONSHIPS

<b>DALLAS COWBOYS</b> ....	<b>5</b>
Pittsburgh Steelers .....	5
San Francisco 49ers .....	5
New England Patriots .....	3
New York Giants .....	3
Oakland Raiders .....	3
Washington Redskins .....	3

## SUPER BOWL APPEARANCES

<b>DALLAS COWBOYS</b> ....	<b>8</b>
Denver Broncos .....	6
New England Patriots .....	6
Pittsburgh Steelers .....	6
Miami Dolphins .....	5
Oakland Raiders .....	5
San Francisco 49ers .....	5
Washington Redskins .....	5

## POST SEASON VICTORIES

<b>DALLAS COWBOYS</b> ....	<b>32</b>
Pittsburgh Steelers .....	28
Green Bay Packers .....	25
Oakland Raiders .....	25
San Francisco 49ers .....	25

## POST SEASON APPEARANCES

<b>DALLAS COWBOYS</b> ....	<b>29</b>
New York Giants .....	29
Cleveland/LA/ St. Louis Rams .....	27
Chicago Bears .....	24
Cleveland Browns .....	24
Green Bay Packers .....	24
Minnesota Vikings .....	24
Pittsburgh Steelers .....	24

## POST SEASON GAMES

<b>DALLAS COWBOYS</b> .....	<b>56</b>
Pittsburgh Steelers .....	47
Cle./L.A./St. Louis Rams .....	43
Oakland/L.A. Raiders .....	43
New York Giants .....	43
San Francisco 49ers .....	42
Minnesota Vikings .....	42

## MOST CONSECUTIVE SEASONS PARTICIPATING IN POST SEASON

<b>DALLAS COWBOYS (1975-83)</b> ..	<b>9</b>
<b>DALLAS COWBOYS (1966-73)</b> ..	<b>8</b>
Pittsburgh Steelers (1972-79) ..	8
Los Angeles Rams (1973-80) ..	8
San Francisco 49ers (1983-90) ..	8

## CONSECUTIVE WINNING SEASONS

<b>DALLAS COWBOYS (1966-85)</b> ..	<b>20</b>
Oakland Raiders (1965-80) .....	16
San Francisco 49ers (1983-98) .....	16
Chicago Bears (1930-44) .....	15
Green Bay Packers (1934-47) .....	14

31 Seasons of .500-or-better	29 Post Season Appearances	20 Division Titles	13 NFL/NFC Championship Game Finalist	8 NFC Championships	5 Super Bowl Championships
1966	1966	1966	1966		
1967	1967	1967	1967		
1968	1968	1968			
1969	1969	1969			
1970	1970	1970	1970	1970	
1971	1971	1971	1971	1971	1971
1972	1972				
1973	1973	1973	1973		
1974					
1975	1975		1975	1975	
1976	1976	1976			
1977	1977	1977	1977	1977	1977
1978	1978	1978	1978	1978	
1979	1979	1979			
1980	1980				
1981	1981	1981	1981		
1982	1982				
1983	1983				
1984					
1985	1985	1985			
1991	1991				
1992	1992	1992	1992	1992	1992
1993	1993	1993	1993	1993	1993
1994	1994	1994	1994		
1995	1995	1995	1995	1995	1995
1996	1996	1996			
1998	1998	1998			
1999	1999				
2003	2003				
2006	2006				
2007	2007	2007			



SBVI



SBXII



SBXVII



SBXVIII



SBXXX

THE  
HISTORY



# 1960 ★ DALLAS COWBOYS STATISTICS ★ 1960

## 7TH PLACE WESTERN CONFERENCE HEAD COACH: TOM LANDRY

### PRESEASON (1-5)

Date	W/L	Score	Opponent	Aff.
8/6	L	10-16	San Fran. @ Seattle	22,000
8/13	L	13-20	St. Louis @ San Ant.	14,000
8/19	L	10-14	BALTIMORE	40,000
8/27	W	14-3	N.Y. @ Louisville	10,663
9/4	L	14-49	L.A. @ Pendleton	13,500
9/11	L	23-28	Green Bay @ Minn.	20,121
REGULAR SEASON (8-11-1)				
9/24	L	28-35	PITTSBURGH	30,000
9/30	L	25-27	PHILADELPHIA	18,500
10/9	L	14-26	@ Washington	21,142
10/16	L	7-48	CLEVELAND	28,500
10/23	L	10-12	@ St. Louis	23,128
10/30	L	7-45	BALTIMORE	25,500
11/6	L	13-38	LOS ANGELES	16,000
11/13	L	7-41	@ Green Bay	32,294
11/20	L	14-26	SAN FRANCISCO	10,000
11/27	L	7-17	@ Chicago	39,951
12/4	T	31-31	@ New York	55,033
12/11	L	14-23	@ Detroit	43,272

### TEAM STATISTICS

	DALLAS	OPP
FIRST DOWNS	180	216
Rushing	57	106
Passing	105	97
Penalty	18	13
Third Down-Made/Att.	39/144	60/150
Third Down Efficiency	27.1	40.0
Fourth Down-Made/Att.	8/10	3/7
TOTAL NET YARDS	3,153	4,372
Avg. Per Game	279.7	333.1
Total Plays	698	858
Avg. Per Play	4.5	5.1
NET YARDS RUSHING	1,049	2,242
Avg. Per Game	87.4	186.8
Total Rushes	311	445
Avg. Per Rush	3.4	5.0
NET YARDS PASSING	2,104	2,130
Avg. Per Game	175.3	177.5
Sacked/Yards Lost	33/284	20/173
Gross Yards	2,388	2,303
Attempts/Completions	354/163	393/159
Pct. of Completions	46.0	40.0
Had Intercepted	33	15
PUNTS/AVERAGE	60/41.8	50/41.3
Net Punting Average	35.4	34.6
PUNT RET./AVG.	24/8.0	18/4.6
KICKOFF RET./AVG.	66/18.8	30/30.5
INT./AVG. RET.	15/6.5	33/11.8
PENALTIES/YARDS	62/600	72/672
FUMBLE/BALL LOST	21/17	21/11
TOUCHDOWNS	25	47
Rushing	6	24
Passing	17	20
Returns	2	3
EXTRA POINTS/ATTEMPTS	21/23	43/44
FIELD GOALS/ATTEMPTS	6/13	17/24

RUSHING	ATT	YDS	AVG	LG	TD
Dupre	104	362	3.5	18	3
McIlhenny	96	321	3.3	21	1
Kowalczyk	50	156	3.1	34	1
Babb	39	115	2.9	12	0
LeBaron	16	94	5.9	23	1
Heinrich	2	3	1.5	3	0
Meredith	3	4	0.8	8	0
Clarke	1	-6	-6.0	-6	0
COWBOYS	311	1,049	3.4	34	6
Opponents	445	2,242	5.0	75†	24

RECEIVING	NO	YDS	AVG	LG	TD
Doran	31	554	17.9	75†	3
Dugan	29	461	15.9	49	1
Howton	23	363	15.8	41	4
Dupre	21	216	10.3	36	2
McIlhenny	15	120	8.0	64	1
Kowalczyk	14	143	10.2	23	1
Babb	13	140	10.8	27	1
Clarke	9	290	32.2	76†	3
Bielski	4	38	9.5	15	1
Mathews	3	44	14.7	20	0
Lewis	1	19	19.0	19	0
COWBOYS	163	2,388	14.7	76†	17
Opponents	159	2,303	14.5	70†	20

INTERCEPTIONS	NO	YDS	AVG	LG	TD
Frankhauser	3	11	3.7	9	0
Bishop	3	13	4.3	13	0
Berich	2	27	13.5	23	0
Hansen	2	14	7.0	14	0
Patera	1	21	21.0	21	0
Tubbs	1	5	5.0	5	0
Braatz	1	4	4.0	4	0
Cronin	1	2	2.0	2	0
Butler	1	0	0.0	0	0

COWBOYS	15	100	6.7	23	0
Opponents	33	366	11.1	43†	2

PUNTING	NO	YDS	AVG	TB	IN20	LG	BL	NET
Sherer	57	2,420	42.5	4	15	67	0	39.5
LeBaron	3	97	32.3	0	0	48	0	31.3
COWBOYS	60	2,517	42.0	4	15	67	0	39.2
Opp.	50	2,068	41.2	1	20	60	0	37.1

PUNT RETURNS	NO	FC	YDS	AVG	LG	TD
Butler	13	6	131	10.1	46	0
Mooty	8	4	37	4.6	8	0
Frankhauser	3	2	24	8.0	17	0
Dupre	0	1	0	0	0	0
COWBOYS	24	13	192	8.0	46	0
Opponents	18	16	83	4.6	25	0

KICKOFF RETURNS	NO	YDS	AVG	LG	TD
Frankhauser	25	509	20.5	46	0
Butler	20	399	19.2	60	0
Mooty	10	265	26.5	13	0
Babb	3	46	15.3	20	0
Dupre	2	44	22.0	22	0
Dowdle	2	22	11.0	17	0
Putnam	1	13	13.0	13	0
Bielski	1	4	4.0	4	0
LeBaron	1	0	0.0	0	0
Sherer	1	0	0.0	0	0
COWBOYS	66	1,242	18.8	60	0
Opponents	32	811	25.3	90†	1

### SCORE BY

QUARTERS	1	2	3	4	OT	T
COWBOYS	30	51	27	69	0	177
Opponents	68	148	65	88	0	369

### FIELD GOALS

	7-19	20-29	30-39	40-49	50+
Cone	1-2	1-2	2-4	2-4	0-1
COWBOYS	1-2	1-2	2-4	2-4	0-1
Opponents	6-8	11-12	0-2	0-2	0-0

Cone: (1,)(31,45),(248,328),(1),(25,44M),(51M),(32,41),(1),(178,40B,32M),(11),(1)  
Opponents: (38M),(21,27),(15,29,10,36),(1),(18,18M),(39B,26),(9),(18M,21,21),(18,45M,28,16,45M,22),(22M,20),(26),(25)

### SCORING

	TDR	TDP	TDR1	FG	PAT	S	TP
Cone	0	0	0	6/13	21/23	0	39
Dupre	3	2	0	0/0	0/0	0	30
Howton	0	4	0	0/0	0/0	0	24
Doran	0	3	0	0/0	0/0	0	18
Clarke	0	3	0	0/0	0/0	0	18
Kowalczyk	1	1	0	0/0	0/0	0	12
McIlhenny	1	1	0	0/0	0/0	0	12
Babb	0	1	0	0/0	0/0	0	6
Dugan	0	1	0	0/0	0/0	0	6
LeBaron	1	0	0	0/0	0/0	0	6
Bielski	0	1	0	0/0	0/0	0	6
COWBOYS	6	17	0	6/13	21/23	0	177
Opponents	22	20	3†	17/24	43/44	2	369

\* Stephens 34 interception return vs. Cleveland (10/16)

Mitchell 90 kickoff return vs. Cleveland (10/16)  
Nitschke 43 interception return vs. Green Bay (11/13)

+ Tracey tackled LeBaron in endzone vs. Cardinals (10/23)

Punt snap out of endzone vs. Detroit (12/11)

### USUAL STARTERS

WR Fred Dugan	LE Nate Boden
LT Bob Fry	LT Don Healy
LG Duane Putnam	RT Ed Husmann
C John Houser	RE John Gonzaga
RG Buzz Guy (7)	LLB Wayne Hansen
Mike Falls (5)	MLB Jerry Tubbs
RT Paul Dickson (8)	RLB Gene Cronin
Dick Klein (4)	LCB Tom Frankhauser
TE Jim Doran (9)	RCB Don Bishop
Dick Bielski (3)	SS Bob Berich (6)
WR Bill Howton (7)	Fred Doelling (3)
Frank Clarke (3)	Gary Weener (3)
QB Eddie LeBaron	FS Bill Butler
RB Don McIlhenny (7)	P Dave Sherer
L.G. Dupre (5)	
FB Walt Kowalczyk (7)	
Gene Babb (5)	
K Fred Cone	<i>Pro Bowlers in Bold</i>

PASSING	ATT	COMP	YDS	PCT	ATT	PCT	TD	INT	PCT	LG	SKS/YDS	RATING
LeBaron	225	111	1,736	49.3	7.72	12	5.3	25	11.1	76†	26/205	53.5
Meredith	68	29	281	42.6	4.13	2	2.9	5	7.4	23	3/40	34.0
Heinrich	61	23	371	37.7	6.08	3	4.9	3	4.9	64	4/39	54.7
COWBOYS	354	163	2,388	46.0	6.75	17	4.8	33	9.3	76†	33/284	45.7
Opponents	293	145	2,130	49.5	7.33	20	6.8	15	5.1	70	20/173	75.0



# 1961 ★ DALLAS COWBOYS STATISTICS ★ 1961

## SIXTH PLACE WESTERN CONFERENCE HEAD COACH: TOM LANDRY

### PRESEASON (2-3)

Date	W/L	Score	Opponent	Att.
8/5	W	38-13	Min. @ Sioux Falls	4,964
8/11	L	7-30	GREEN BAY	30,000
8/26	L	10-28	N.Y. @ Albuquerque	21,500
9/1	W	35-24	Balt. @ Norman	19,000
9/9	L	10-24	San Fran. @ Sac.	22,130

### REGULAR SEASON (4-9-1)

9/17	W	27-24	PITTSBURGH	23,500
9/24	W	21-7	MINNESOTA	20,500
10/1	L	7-25	@ Cleveland	43,638
10/8	W	28-0	@ Minnesota	33,070
10/15	L	10-31	NEW YORK	41,500
10/22	L	7-43	PHILADELPHIA	25,000
10/29	W	17-16	@ New York	60,254
11/5	L	17-31	ST. LOUIS	20,500
11/12	L	7-37	@ Pittsburgh	17,519
11/19	T	28-28	WASHINGTON	17,500
11/26	L	13-35	@ Philadelphia	60,127
12/3	L	17-38	CLEVELAND	23,500
12/10	L	13-31	@ St. Louis	15,384
12/17	L	24-34	@ Washington	21,451

### TEAM STATISTICS

	DALLAS	OPP
FIRST DOWNS	239	254
Rushing	100	122
Passing	130	120
Penalty	9	12
Third Down-Made/Att	NA	NA
Third Down Efficiency	NA	NA
Fourth Down-Made/Att	4/16	5/9
TOTAL NET YARDS	4,480	4,592
Avg. Per Game	320	328
Total Plays	863	787
Avg. Per Play	5.1	5.8
NET YARDS RUSHING	1,819	2,161
Avg. Per Game	130.0	154.4
Total Rushes	415	439
Avg. Per Rush	4.4	4.9
NET YARDS PASSING	2,661	2,431
Sacked/Yards Lost	27/257	22/209
Gross Yards	2,918	2,640
Attempts/Completions	422/215	326/168
Opp. of Completions	50.1	51.5
Had Intercepted	27	25
PUNTS/AVERAGE	61/36.7	43/45.5
Net Punting Average	31.8	42.6
PUNT RET./AVG.	24/4.3	17/11.4
KICKOFF RET./AVG.	64/21.0	43/22.1
INT./AVG. RET.	25/15.0	27/21.7
PENALTIES/YARDS	47/427	38/362
FUMBLES/BALL LOST	46/21	30/18
TOUCHDOWNS	29	49
Rushing	6	21
Passing	23	21
Returns	0	7
EXTRA POINTS/ATTEMPTS	29/29	44/49
FIELD GOALS/ATTEMPTS	11/24	14/29

RUSHING	ATT	YDS	AVG	LG	TD
Perkins	200	815	4.1	47	4
Marsh	84	379	4.1	71	1
Lockett	66	280	4.3	21	0
Meredith	22	176	8.0	28	1
LeBaron	18	72	4.0	21	0
Dupre	16	60	3.7	12	0
Douglas	5	24	4.8	6	0
Howton	1	9	9.0	9	0
McIlhenny	2	4	2.0	4	0

COWBOYS	415	1,819	4.4	71	6
Opponents	439	2,161	4.9	40	21

RECEIVING	NO	YDS	AVG	LG	TD
Howton	56	785	14.2	53	4
Clarke	41	919	22.4	80t	9
Perkins	32	298	9.3	38	1
Bielski	26	377	15.1	28	3
Marsh	21	189	9.0	46	2
Lockett	15	114	7.6	26	2
Doran	13	153	11.3	29	2
Dupre	6	49	8.1	17	0
Gregory	3	30	10.0	13	0
McIlhenny	1	6	6.0	6	0
Douglas	1	-2	-2.0	-2	0
COWBOYS	215	2,918	13.6	80t	23
Opponents	168	2,640	15.7	78	21

INTERCEPTIONS	NO	YDS	AVG	LG	TD
Bishop	8	172	21.5	57	0
Berich	3	48	16.0	28	0
Tubbs	3	33	11.0	33	0
Moegle	2	31	15.5	25	0
Harris	2	13	6.5	12	0
Frankhauser	1	23	23.0	23	0
Gregory	1	21	21.0	21	0
Dowdle	1	14	14.0	14	0
Healy	1	11	11.0	11	0
Howley	1	5	5.0	5	0
Livingston	1	3	3.0	3	0
Frost	1	0	0.0	0	0
COWBOYS	25	374	15.0	57	0
Opponents	27	586	21.7	101t	5

PUNTING NO	YDS	AVG	TBIN20	LG	BL	NET
Green	61	2,236	36.7	5	6	53
COWBOYS	61	2,236	36.7	5	6	53
Opp.	43	1,956	45.5	1	20	60

PUNT RETURNS	NO	FC	YDS	AVG	LG	TD
Marsh	14	3	71	5.1	19	0
Livingston	6	0	20	3.3	12	0
Dupre	2	0	4	2.0	4	0
Perkins	1	2	8	8.0	8	0
Douglas	1	0	0	0.0	0	0
COWBOYS	24	5	103	4.3	19	0
Opponents	17	27	194	11.4	66	0

KICKOFF RETURNS	NO	YDS	AVG	LG	TD
Marsh	26	667	25.7	79	0
Perkins	22	443	20.1	30	0
Dupre	6	110	17.8	24	0
Lockett	4	46	11.5	21	0
Babb	2	34	17.0	19	0
Dowdle	2	33	16.5	19	0
Douglas	1	12	12.0	12	0
Doran	1	0	0.0	0	0
COWBOYS	64	1,395	21.0	79	0
Opponents	43	950	22.1	49	1

PASSING	ATT	COMP	YDS	AVG	PCT	TD
LeBaron	236	120	1,741	50.8	7.38	14
Meredith	182	94	1,161	51.6	6.38	9
Humphrey	2	1	16	50.0	8.00	0
Lockett	2	0	0	0.0	0.00	0
COWBOYS	422	215	2,918	51.0	6.91	23
Opponents	326	168	2,640	51.5	8.10	21

SCORE BY QUARTERS	1	2	3	4	OT	T
COWBOYS	54	44	69	69	0	236
Opponents	81	119	85	95	0	380

FIELD GOALS	2-19	20-29	30-39	40-49	50+
Green	2-3	1-4	2-3	0-4	0-1
Bielski	0-0	3-3	2-3	1-3	0-0
COWBOYS	2-3	4-6	4-6	1-7	0-1
Opponents	4-5	7-8	1-4	0-2	2-10

Green: (41M,15,29M,27),(41M),(47M,40M),(),(16,37M),(54M),(20B,32),(22B,32),(),(),(),(16M),(),()

Bielski: (),(),(),(),(),(),(),(),(),(),(),(),(47M,49M),(42,32),(35),(29,29),(27,38M)  
Opponents: (39M,45M,12),(35M,30M,11B),(28,28),(40M),(47M,29),(20,26M),(44,31,47M,47M,13),(47M,22),(28,19,47),(41B),(1,20),(16),(47M)

SCORING	TDR	TDP	TDR/1	FG	PAT	S	TP
Clarke	0	9	0	0/0	0	0	54
Bielski	0	3	0	6/9	10/10	0	46
Perkins	4	1	0	0/0	0/0	0	30
Green	0	0	0	5/15	19/19	0	24
Howton	0	4	0	0/0	0/0	0	24
Marsh	1	2	0	0/0	0/0	0	18
Doran	0	2	0	0/0	0/0	0	12
Lockett	0	2	0	0/0	0/0	0	12
Meredith	1	0	0	0/0	0/0	0	6
COWBOYS	6	23	0	11/24	29/29	0	236
Opponents	21	21	7*	14/29	44/49	0	380

\* Sample 39 interception return vs. Pittsburgh (9/17)

Barnes 101 interception return vs. New York (10/15)

Stacey 31 interception return vs. St. Louis (10/29)

Stacey 34 interception return vs. St. Louis (10/29)

Hackbart 33 interception return vs. Washington (11/5)

Parrish 34 fumble return vs. Cleveland (12/3)

Costello 30 fumble return vs. Cleveland (12/3)

### USUAL STARTERS

WR	Bill Howton	LE	Bob Lilly
LT	Bob Fry	LT	Don Healy
LG	Andy Cervko (10)	RT	Bill Herchman
	John Houser (4)	RE	Nate Borden
C	Mike Connelly	LLB	Chuck Howley (6)
RG	Mike Falls		Mike Dowdle (6)
RT	Charlie Granger (7)	MLB	Jerry Tatbs
	Bob McCreary (4)	RLB	Gene Babb (9)
	John Houser (3)		Chuck Howley (5)
TE	Dick Bielski	LCB	Warren Livingston (8)
WR	Frank Clarke		Jim Harris (4)
DB	Eddie LeBaron (10)	RCB	Don Bishop
	Don Meredith (4)	SS	Bob Berich (8)
RB	Don Perkins		Tom Frankhauser (4)
FB	Amos Marsh (7)	FS	Dick Moegle
	J.W. Lockett (7)	P	Allen Green
K	Allen Green (9)		
	Dick Bielski (5)		

*Pro Bowlers in Bold*

	TD	INT	PCT	PCT	LG	SKS/YDS	RATING
LeBaron	14	5.9	11	6.8	80t	11/89	66.7
Meredith	9	4.9	11	6.0	56	16/147	63.0
Humphrey	0	0.0	0	0.0	16	0/0	77.1
Lockett	0	0.0	0	0.0	0	0/0	39.6
COWBOYS	23	5.5	27	6.4	80t	27/257	65.1
Opponents	21	6.4	25	7.7	78	22/209	58.1

# 1962 ★ DALLAS COWBOYS STATISTICS ★ 1962

**FIFTH PLACE, EASTERN CONFERENCE**  
**HEAD COACH: TOM LANDRY**

PRESEASON (0-5)			
Date	W/L	Score	Opponent
8/10	L	7-31	GREEN BAY
8/18	L	24-35	Detroit @ Cleveland
8/25	L	10-24	Balt. @ Roanoke
9/1	L	7-26	San Fran. @ Sac.
9/8	L	26-45	Minn. @ Atlanta
REGULAR SEASON (5-8-1)			
9/16	T	35-35	WASHINGTON
9/23	L	28-30	PITTSBURGH
9/30	W	27-17	@ Los Angeles
10/7	L	10-19	@ Cleveland
10/14	W	41-19	PHILADELPHIA
10/21	W	42-27	@ Pittsburgh
10/28	L	24-28	ST. LOUIS
11/4	W	38-10	@ Washington
11/11	L	10-41	NEW YORK
11/18	L	33-34	CHICAGO
11/25	L	14-28	@ Philadelphia
12/2	W	45-21	CLEVELAND
12/9	L	20-52	@ St. Louis
12/16	L	31-41	@ New York

TEAM STATISTICS		
	DALLAS	OPP
FIRST DOWNS	246	274
Rushing	101	93
Passing	136	166
Penalty	9	15
Third Down-Made/Att.	72/183	64/167
Third Down Efficiency	39.3	38.3
Fourth Down-Made/Att.	6/7	2/5
TOTAL NET YARDS	4,912	5,184
Avg. Per Game	350	370
Total Plays	843	848
Avg. Per Play	5.8	6.1
NET YARDS RUSHING	2,040	1,510
Avg. Per Game	145.7	107.9
Total Rushes	434	386
Avg. Per Rush	4.7	3.9
NET YARDS PASSING	2,883	3,688
Sacked/Yards Lost	29/232	25/216
Gross Yards	3,115	3,904
Attempts/Completions	380/200	437/233
Pct. of Completions	52.6	53.3
Had Intercepted	17	20
PUNTS/AVERAGE	57/45.4	63/40.6
Net Punting Average	40.7	37.8
PUNT RET./AVG.	18/4.5	28/6.8
KICKOFF RET./AVG.	59/20.5	63/23.5
INT./AVG. RET.	20/18.3	17/15.5
PENALTIES/YARDS	62/639	56/569
FUMBLES/BALL LOST	32/19	33/16
TOUCHDOWNS	51	52
Rushing	16	17
Passing	31	33
Returns	4	2
EXTRA POINTS/ATTEMPTS	50/51	49/52
FIELD GOALS/ATTEMPTS	14/27	13/22

RUSHING	ATT	YDS	LG	TD
Perkins	222	945	4.3	35
Marsh	144	802	5.6	7
Bullocks	33	196	6.0	7
Meredith	21	74	3.5	9
Lockett	8	24	3.0	7
LeBaron	6	-1	-0.2	3
COWBOYS	434	2,040	4.7	73
Opponents	386	1,510	3.9	35

RECEIVING	NO	YDS	AVG	LG	TD
Howton	49	706	14.1	69T	6
Clarke	47	1,043	22.2	66I	14
Folkins	39	536	13.7	52	6
Marsh	35	467	13.3	85I	2
Perkins	13	104	8.0	21	0
Lockett	7	78	10.1	29T	2
Gregory	3	70	23.3	24	0
Bullocks	3	46	15.3	22I	1
Norman	2	34	17.0	29	0
Davis	2	31	15.5	24	0
COWBOYS	200	3,115	15.6	85I	31
Opponents	233	3,904	16.8	86I	33

INTERCEPTIONS	NO	YDS	AVG	LG	TD
Bishop	6	134	22.3	44	0
Gaechter	5	136	27.2	100I	1
Tubbs	4	35	8.7	21	0
Howley	2	33	16.5	21	0
Norton	2	21	10.5	21	0
Dowdie	1	7	7.0	7	0
COWBOYS	20	366	18.3	100I	1
Opponents	17	263	15.5	57I	1

PUNTING	NO	YDS	AVG	TB IN 20	LG	BL	NET
Baker	57	2,589	45.4	4	13	72	0
COWBOYS	57	2,589	45.4	4	13	72	0
Opp.	63	2,560	40.6	5	8	63	0

PUNT RETURNS	NO	FC	YDS	AVG	LG	TD
Lockett	8	4	45	5.6	17	0
Gaechter	7	7	32	4.5	15	0
Marsh	3	3	4	1.3	2	0
COWBOYS	18	14	81	4.5	17	0
Opponents	28	14	190	6.8	21	0

KICKOFF RETURNS	NO	YDS	AVG	LG	TD
Marsh	29	725	25.0	101I	1
Bullocks	14	265	18.9	62	0
Lockett	6	130	21.6	31	0
Davis	4	66	16.5	23	0
Norman	2	5	2.5	5	0
Gaechter	1	16	16.0	16	0
Talbert	1	0	0.0	0	0
Cvercko	1	0	0.0	0	0
Memmelear	1	0	0.0	0	0
COWBOYS	59	1,207	20.5	101I	1
Opponents	63	1,604	25.5	92I	1

SCORE BY	1	2	3	4	OT	T
QUARTERS						
COWBOYS	54	119	107	118	0	398
Opponents	65	124	56	157	0	402

FIELD GOALS	7-19	20-29	30-39	40-49	50+
Baker	4-4	1-2	5-10	3-5	1-6
COWBOYS	4-4	1-2	5-10	3-5	1-6
Opponents	5-7	1-1	3-5	3-7	1-5

Baker: (35M), (1) (35M,34,52M,48),(15,39M),(40, 50M,11), (1) (52M,37,54M,39M),(16),(42M, 53),(36,37),(34M),(15),(22M,25,47),(35, 55M,47M)

Opponents: (1),(1),(51),(51M,35,42),(36,9),(10, 52M,40,18B),(1),(14)(16,37),(21,41M, 15),(32M,35M,16M),(47M,52B),(49M, 42),(45M,50M)

SCORING	TDR	TDP	TDMI	FG	PAT	S	TP
Baker	0	0	0	14/27	50/51	0	92
Clarke	0	14	0	0/0	0/0	0	84
Marsh	6	2	1a	0/0	0/0	0	54
Perkins	7	0	0	0/0	0/0	0	42
Folkins	0	6	0	0/0	0/0	0	36
Howton	0	6	0	0/0	0/0	0	36
Bullocks	2	1	0	0/0	0/0	0	18
Lockett	1	2	0	0/0	0/0	0	18
Gaechter	0	0	1b	0/0	0/0	0	6
Norton	0	0	1c	0/0	0/0	0	6
Bishop	0	0	1d	0/0	0/0	0	6
COWBOYS	16	31	4	14/27	50/51	0	398
Opponents	17	33	2*	13/25	49/52	1	402

- a 101 kickoff return vs. St. Louis (12/9)
- b 100 interception return vs. St. Louis (10/28)
- c 94 field goal return vs. St. Louis (10/28)
- d 84 fumble return vs. St. Louis (10/14)
- \* Mitchell 92 kickoff return vs. Washington (9/16)
- Wilson 57 interception return vs. St. Louis (10/28)

+ Holding in end zone vs. Pittsburgh (9/23)

### USUAL STARTERS

WR Bill Howton	LE <b>Bob Lilly</b>
LT Bob Fry	LT Guy Reese
LG Andy Cvercko	RT John Meyers
C Mike Connelly	RE George Andrie
RG Dale Memmelear	LLB Mike Dowdie
RT Monte Clark (10)	MLB <b>Jerry Tubbs</b>
Don Talbert (4)	RLB Chuck Howley
TE Lee Folkins (11)	LCB Mike Gaechter (9)
Pettis Norman (3)	Cornell Green (3)
WR Frank Clarke	RCB Don Bishop
OB <b>Eddie LeBaron</b>	SS Jerry Norton
RB Don Perkins	FS Dick Nolan
FB Amos Marsh	P Sam Baker
K Sam Baker	

*Pro Bowlers in Bold*

PASSING	ATT	COMP	YDS	PCT	AVG	TD	PCT	PCT	LG	SKS	VS	RATING
Meredith	212	105	1,679	49.5	7.92	15	7.1	8	3.8	69T	14/113	84.2
LeBaron	166	95	1,436	57.2	8.65	16	9.6	9	5.4	85I	15/119	95.4
Baker	1	0	0	0.0	0.00	0	0.0	0	0.0	0	0/0	39.6
Lockett	1	0	0	0.0	0.00	0	0.0	0	0.0	0	0/0	39.6
COWBOYS	380	200	3,115	52.6	8.20	31	8.2	17	4.5	85I	29/232	88.7
Opponents	437	233	3,904	53.3	8.93	33	7.6	20	4.6	86I	25/216	89.8

# 1963 ★ DALLAS COWBOYS STATISTICS ★ 1963

## FIFTH PLACE, EASTERN CONFERENCE HEAD COACH: TOM LANDRY

### PRESEASON (3-2)

Date	W/L	Score	Opponent	Att.
8/8	W	17-14	@ Los Angeles	70,675
8/17	L	10-31	GREEN BAY	53,121
8/24	L	17-20	L.A. @ Portland	29,349
8/30	W	37-24	San Fran. @ Baker	9,927
9/7	W	27-17	Detroit @ N.O.	51,218

### REGULAR SEASON (4-10)

9/14	L	7-34	ST. LOUIS	36,432
9/22	L	24-41	CLEVELAND	28,710
9/29	L	17-21	@ Washington	40,101
10/6	L	21-24	@ Philadelphia	60,671
10/13	W	17-14	DETROIT	27,264
10/20	L	21-37	@ New York	62,889
10/27	L	21-27	@ Pittsburgh	19,047
11/3	W	35-20	WASHINGTON	18,838
11/10	L	24-31	@ San Francisco	29,553
11/17	W	27-20	PHILADELPHIA	23,694
11/24	L	17-27	@ Cleveland	55,096
12/1	L	27-34	NEW YORK	29,653
12/8	L	19-24	PITTSBURGH	24,136
12/15	W	28-24	@ St. Louis	12,695

### TEAM STATISTICS

	DALLAS	OPP
FIRST DOWNS	248	266
Rushing	105	114
Passing	132	139
Penalty	11	13
Third Down-Made/Att.	62/169	69/171
Third Down Efficiency	36.7	40.4
Fourth Down-Made/Att.	6/10	16/20
TOTAL NET YARDS	4,263	5,325
Avg. Per Game	304.5	380.4
Total Plays	839	878
Avg. Per Play	5.1	6.1
NET YARDS RUSHING	1,795	2,094
Avg. Per Game	128.2	149.6
Total Rushes	420	455
Avg. Per Rush	4.3	4.6
NET YARDS PASSING	2,468	3,231
Sacked/Yards Lost	44/331	20/161
Gross Yards	2,799	3,392
Attempts/Completions	375/200	403/202
Pct. of Completions	53.3	50.1
Had Intercepted	21	26
PUNTS/AVERAGE	71/44.2	52/41.5
Net Punting Average	40.6	37.8
PUNT RET./AVG.	23/7.7	36/4.9
KICKOFF RET./AVG.	48/22.9	46/24.5
INT./AVG. RET.	26/21.1	21/20.8
PENALTIES/YARDS	67/627	52/479
FUMBLES/BALL LOST	29/15	23/11
TOUCHDOWNS	40	48
Rushing	18	12
Passing	20	31
Returns	2	5
EXTRA POINTS/ATTEMPTS	38/40	45/48
FIELD GOALS/ATTEMPTS	9/20	15/32

RUSHING	ATT	YDS	AVG	LG	TD
Perkins	149	614	4.1	19	7
Marsh	99	483	4.9	41	5
Bullocks	96	341	3.6	17	2
Meredith	41	185	4.5	26	3
Stiger	31	140	4.5	4	1
Baker	1	15	15.0	15	0
Clarke	1	12	12.0	12	0
LeBaron	2	5	2.5	4	0
COWBOYS	420	1,795	4.3	41	18
Opponents	455	2,094	4.6	71	12

RECEIVING	NO	YDS	AVG	LG	TD
Clarke	43	833	19.4	75	10
Howton	33	514	15.6	44	3
Folkins	31	407	13.1	35	4
Marsh	26	224	8.6	35	0
Norman	18	341	18.9	49	3
Barnes	15	195	13.0	27	0
Perkins	14	84	6.0	20	0
Stiger	13	131	10.1	42	0
Bullocks	7	70	10.0	22	0
COWBOYS	200	2,799	14.0	75	20
Opponents	202	3,392	16.8	85	31

INTERCEPTIONS	NO	YDS	AVG	LG	TD
Green	7	211	34.5	55	0
Bishop	5	45	9.0	31	0
Gaechter	3	140	46.7	86	0
Jordan	3	41	13.6	23	0
Livingston	3	31	10.3	29	0
Tubbs	2	61	20.3	44	0
Howley	2	3	1.5	3	0
Edwards	1	17	17.0	17	0
COWBOYS	26	549	21.1	86	0
Opponents	21	437	20.8	82	5

PUNTING	NO	YDS	AVG	BT/20	LG	BL	NET
Baker	71	3,138	44.2	4	13	64	0 40.6
COWBOYS	71	3,138	44.2	4	13	64	0 40.6
Opp.	52	2,159	41.5	5	8	73	0 37.8

PUNT RETURNS	NO	FC	YDS	AVG	LG	TD
Stiger	14	2	141	10.1	45	0
Overton	5	5	32	6.4	14	0
Gaechter	2	2	2	1.0	2	0
Howley	1	0	0	0.0	0	0
Norman	1	0	0	0.0	0	0
COWBOYS	23	9	175	7.9	45	0
Opponents	36	13	176	4.9	26	0

KICKOFF RETURNS	NO	YDS	AVG	LG	TD
Stiger	18	432	24.0	66	0
Hayes, W.	2	48	24.0	25	0
Bullocks	19	453	23.8	56	0
Marsh	9	167	18.6	31	0
COWBOYS	48	1,100	22.9	66	0
Opponents	46	1,125	24.5	54	0

SCORE BY QUARTERS	1	2	3	4	OT	T
COWBOYS	68	124	48	65	0	305
Opponents	58	114	88	118	0	378

FIELD GOALS	7-19	20-29	30-39	40-49	50+
Baker	2-3	3-6	1-1	2-7	1-3
COWBOYS	2-3	3-6	1-1	2-7	1-3
Opponents	7-7	1-6	3-7	3-10	1-2

Baker: (41M), (13), (41.43M, 40M), (1), (13), (1), (42M, 20M), (16M), (24.24M), (56M, 33.27), (20, 26M, 52M), (44M), (53.46), (1)

Opponents: (43.45), (32.15, 50M), (49M, 37M), (28B, 12.29M), (37M, 48M, 47M), (39.41M), (1), (29M, 12.49), (45M, 32), (32M), (24, 10), (11.53), (17.44M, 43B), (28.39M, 26B, 11)

SCORING	TDR	TDP	TDR/1	FG	PAT	S	TP
Baker	0	0	0	9/20	38/40	0	65
Clarke	0	10	0	0/0	0/0	0	60
Perkins	7	0	0	0/0	0/0	0	42
Marsh	5	0	0	0/0	0/0	0	35
Folkins	0	4	0	0/0	0/0	0	24
Howton	0	3	0	0/0	0/0	0	18
Meredith	3	0	0	0/0	0/0	0	18
Norman	0	3	0	0/0	0/0	0	18
Bullocks	2	0	0	0/0	0/0	0	12
Green	0	0	1a	0/0	0/0	0	6
Lily	0	0	1b	0/0	0/0	0	6
Stiger	1	0	0	0/0	0/0	0	6

a 20 fumble return vs. Cleveland (11/24)  
 b 42 fumble return vs. St. Louis (12/15)  
 \* Hill 58 interception return vs. St. Louis (9/14)  
 Steffen 78 interception return vs. Washington (9/29)  
 Lynnh 82 interception return vs. N.Y. Giants (10/20)  
 Fichtner 36 interception return vs. Cleveland (11/24)  
 Hillebrand 0 interception return vs. N.Y. Giants (12/1)

### USUAL STARTERS

WR Bill Howton (6)	LE Bob Lilly (7)
Pettis Norman (5)	Larry Stephens (7)
Gary Barnes (3)	LT Guy Reese
LT Bob Fry (9)	RT John Meyers (7)
Tony Liscio (5)	Bob Lilly (7)
LG Jim Ray Smith (7)	RE George Andrie (10)
Lynn Hoyer (6)	Larry Stephens (3)
C Mike Connelly	LLB Chuck Howley
RG Dale Memeleair	MLB Jerry Tubbs
RT Ed Nutting (7)	RLB Lee Roy Jordan (8)
Bob Fry (5)	Dave Edwards (6)
TE Lee Folkins	LCB Cornell Green
WR Frank Clarke	RCB Don Bishop
QB Don Meredith	SS Mike Gaechter (10)
RB Amos Marsh (9)	Jim Riddon (4)
Jim Stoger (3)	FS Warren Livingston
FB Don Perkins (10)	P Sam Baker
Amos Bullocks (3)	
K Sam Baker	

*Pro Bowlers in Bold*

PASSING	ATT	COMP	YDS	PCT	AVG	ATT	TD	PCT	INT	PCT	LG	SKS/YDS	RATING
Meredith	310	167	2,381	53.9	7.68	17	5.5	18	5.8	55	35/260	73.2	
LeBaron	65	33	418	50.8	6.43	3	4.6	3	4.6	75	9/71	67.4	
COWBOYS	375	200	2,799	53.3	7.46	20	5.3	21	5.6	75	44/331	71.9	
Opponents	403	202	3,392	50.1	8.42	31	7.7	26	6.5	85	20/161	77.6	

# 1964 ★ DALLAS COWBOYS STATISTICS ★ 1964

**FIFTH PLACE, EASTERN CONFERENCE**  
**HEAD COACH: TOM LANDRY**

PRESEASON (1-4)			
Date	W/L	Score	Opponent
8/8	L	6-17	@ Los Angeles
8/15	W	34-23	San Fran. @ Port.
8/22	L	16-25	L.A. @ Portland
8/29	L	3-35	GREEN BAY
9/5	L	6-21	Chicago @N.O.

REGULAR SEASON (5-8-1)			
Date	W/L	Score	Opponent
9/12	L	6-16	ST. LOUIS
9/20	W	24-18	WASHINGTON
9/27	L	17-23	@ Pittsburgh
10/4	L	6-27	@ Cleveland
10/11	T	13-13	NEW YORK
10/18	L	16-20	CLEVELAND
10/25	W	31-13	@St. Louis
11/1	W	24-10	@ Chicago
11/8	W	31-21	@ New York
11/15	L	14-17	PHILADELPHIA
11/22	L	16-28	@ Washington
11/29	L	21-45	GREEN BAY
12/6	L	14-24	@ Philadelphia
12/13	W	17-14	Pittsburgh

TEAM STATISTICS	DALLAS	OPP
FIRST DOWNS	230	211
Rushing	89	71
Passing	129	129
Penalty	22	19
Third Down-Made/Att.	65/199	65/201
Third Down Efficiency	32.7	32.3
Fourth Down-Made/Att.	8/14	7/14
TOTAL NET YARDS	3,704	3,750
Avg. Per Game	264.6	267.9
Total Plays	893	860
Avg. Per Play	4.1	4.4
NET YARDS RUSHING	1,691	1,504
Avg. Per Game	120.8	107.4
Total Rushes	421	438
Avg. Per Rush	4.0	3.4
NET YARDS PASSING	2,013	2,246
Sacked/Yards Lost	68/503	45/325
Gross Yards	2,516	2,571
Attempts/Completions	404/192	377/172
Pct. of Completions	47.5	45.6
Had Intercepted	24	18
PUNTS/AVERAGE	78/38.9	80/43.5
Net Punting Average	34.4	33.5
PUNT RET./AVG.	40/11.5	19/2.6
KICKOFF RET./AVG.	46/24.0	50/21.6
INT./AVG. RET.	18/17.6	24/15.0
PENALTIES/YARDS	97/952	75/781
FUMBLES/BALL LOST	39/19	26/20
TOUCHDOWNS	30	34
Rushing	15	6
Passing	10	22
Returns	5	6
EXTRA POINTS/ATTEMPTS	28/29	32/34
FIELD GOALS/ATTEMPTS	14/29	17/28

RUSHING	ATT	YDS	AVG	LG	TD
Perkins	174	768	4.6	59	6
Marsh	100	401	4.0	28	2
Stiger	68	280	4.1	64	1
Dunn	26	103	4.0	14	1
Meredith	32	81	2.5	17	4
Clarke	10	46	4.6	21	0
Folkins	1	9	9.0	9	0
Roach	8	9	1.1	11	0
Lothridge	2	-6	-3.0	2	1

COWBOYS	421	1,691	4.0	64	15
Opponents	438	1,504	3.4	71	6

RECEIVING	NO	YDS	AVG	LG	TD
Clarke	65	973	15.0	49	5
McDonald	46	612	13.3	48	2
Norman	24	311	13.0	37	2
Perkins	15	155	10.3	37	2
Marsh	15	131	8.7	32	0
Dial	11	178	17.1	41	0
Stiger	9	85	9.4	31	1
Folkins	5	41	8.2	11	0
Dunn	2	30	15.0	18	0

COWBOYS	192	2,516	13.1	49	10
Opponents	172	2,571	14.9	59	22

INTERCEPTIONS	NO	YDS	AVG	LG	TD
Renfro	7	110	15.7	39	1
Ridlon	4	121	30.3	74	1
Howley	2	27	13.5	21	0
Tubbs	2	27	13.5	26	0
Livingston	1	27	27.0	27	0
Jordan	1	3	3.0	3	0
Edwards	1	1	1.0	1	0

COWBOYS	18	316	17.6	74	2
Opponents	24	345	15.0	54	4

PUNTING	NO	YDS	AVG	TB	LG	BL	NET
Lothridge	62	2,501	40.3	7	12	75	1,358.8
Folkins	15	497	33.1	0	3	48	283.3
Howley	1	37	37.0	0	0	37	37.0

PUNT RETURNS	NO	FC	YDS	AVG	LG	TD
Renfro	32	9	418	13.1	69	1
McDonald	2	2	17	8.5	9	0
Gaechter	5	1	24	4.8	16	0
Stiger	1	4	0	0.0	0	0

COWBOYS	40	16	459	11.5	69	1
Opponents	19	29	52	2.6	24	0

KICKOFF RETURNS	NO	YDS	AVG	LG	TD
Renfro	40	1,017	25.4	65	0
Dunn	2	33	16.5	18	0
Gaechter	1	31	31.0	31	0
Bullocks	1	19	19.0	19	0
Marsh	1	2	2.0	2	0
Folkins	1	0	0.0	0	0

COWBOYS	46	1,102	24.0	65	0
Opponents	50	1,081	21.6	51	0

SCORE BY QUARTERS	1	2	3	4	OT	T
COWBOYS	60	74	37	79	0	250
Opponents	47	81	62	99	0	289

FIELD GOALS	7-19	20-29	30-39	40-49	50+
Van Raaphorst	6-9	2-3	4-6	2-9	0-2
COWBOYS	6-9	2-3	4-6	2-9	0-2
Opponents	3-4	2-3	8-9	4-11	0-1

Van Raaphorst: (1)(48M,15.40M),(16),(258,198),(50M,19.16,40M,35M),(34,20,37),(20),(41,49M),(52M,43),(47M,16M,48M),(39M,15.32,12M,38),(1), (10,48M)

Opponents: (37,50M,41.32),(31,41,32),(36,49M,30M),(19,21),(1),(34,30,47M),(39,49M,16),(12,48M),(1),(43),(47M,40M,78),(25,29M),(42M,48),(1)

SCORING	TDR	TDP	TDR1	FG	PAT	S	TP
Van Raaphorst	0	0	0	14/29	28/29	0	70
Perkins	6	0	0	0/0	0/0	0	36
Clarke	0	5	0	0/0	0/0	0	30
Meredith	4	0	0	0/0	0/0	0	24
Marsh	2	0	0	0/0	0/0	0	12
McDonald	0	2	0	0/0	0/0	0	12
Norman	0	2	0	0/0	0/0	0	12
Ridlon	0	0	2a	0/0	0/0	0	12
Renfro	0	0	2b	0/0	0/0	0	12
Stiger	1	1	0	0/0	0/0	0	12
Dunn	1	0	0	0/0	0/0	0	6
Livingston	0	0	1c	0/0	0/0	0	6
Lothridge	1	0	0	0/0	0/0	0	6

COWBOYS	15	10	5	14/29	28/29	0	250
Opponents	6	22	6	17/28	32/34	1	289

a 74 interception return vs. N.Y. Giants (11/8)

63 fumble return vs. Philadelphia (12/6)

b 39 interception return vs. Washington (9/20)

69 punt return vs. Green Bay (11/29)

c 17 fumble return vs. Green Bay (11/29)

\* Parish 54 interception return vs. Cleveland (10/18)

Roger 6 interception return vs. Washington (11/22)

Krause 35 interception return vs. Washington (11/22)

Jordan 60 Fumble return vs. Green Bay (11/29)

Aldridge 29 fumble return vs. Green Bay (11/29)

Scarpatti interception return vs. Philadelphia (12/6)

+ Edwards fumble recovery in end zone vs. Washington (9/20)

**USUAL STARTERS**

WR	Tommy McDonald	LE	George Andrie
LT	Tony Liscio	LT	Jim Colvin
LG	Jake Kupp (10)	RT	Bob Lilly
	Joe Bob Isbell (4)	RE	Larry Stephens
C	Mike Connelly	LLB	Chuck Howley (9)
RG	Joe Bob Isbell (6)		Dave Edwards (4)
	Ray Schoenke (4)	MLB	Jerry Tubbs
	Dave Manders (3)	RLB	Lee Roy Jordan
RT	Ray Schoenke (6)	LCB	Cornell Green
	Bob Fry (5)	RCB	Don Bishop (7)
TE	Pettis Norman		Warren Livingston (7)
WR	Frank Clarke	SS	Jim Ridlon (10)
QB	Don Meredith (10)		Mike Gaechter (4)
	John Roach (4)	FS	Mel Renfro
RB	Jim Stiger (8)	P	Billy Lothridge (12)
	Arnos Marsh (5)		
FB	Don Perkins		
K	Dick Van Raaphorst		<b>Pro Bowlers in Bold</b>

PASSING	ATT	COMP	YDS	PCT	ATT	TD	TD	INT	INT	LG	SKS/YDS	RATING
Meredith	323	158	2,143	48.9	6.63	9	2.8	16	5.0	49	58/416	59.0
Roach	68	32	349	47.1	5.13	1	1.5	6	8.8	37	10/87	31.1
Lothridge	9	2	24	22.2	2.66	0	0.0	2	22.2	13	0/0	0.0
Clarke	1	0	0	0.0	0.00	0	0.0	0	0.0	0	0/0	39.6
Stiger	1	0	0	0.0	0.00	0	0.0	0	0.0	0	0/0	39.6
Dunn	2	0	0	0.0	0.00	0	0.0	0	0.0	0	0/0	39.6
COWBOYS	404	192	2,516	47.5	6.23	10	2.5	24	5.9	49	68/503	51.4
Opponents	377	172	2,571	45.6	6.82	22	5.8	18	4.8	59	45/325	68.1

# 1965 ★ DALLAS COWBOYS STATISTICS ★ 1965

## SECOND PLACE, EASTERN CONFERENCE HEAD COACH: TOM LANDRY

### PRESEASON (2-3)

Date	W/L	Score	Opponent	Att.
8/17	L	0-9	@ Los Angeles	31,579
8/21	L	7-27	San Fran. @Port.	24,837
8/28	W	21-12	GREEN BAY	67,954
9/3	L	17-57	Minn. @ Birm.	41,500
9/11	W	34-21	Chicago @ Tulsa	33,525

### REGULAR SEASON (7-7)

Date	W/L	Score	Opponent	Att.
9/19	W	31-2	NEW YORK	59,366
9/26	W	27-7	WASHINGTON	61,577
10/4	L	13-20	@ St. Louis	32,034
10/10	L	24-35	PHILADELPHIA	56,249
10/17	L	17-23	@ Cleveland	80,451
10/24	L	3-13	@ Green Bay	48,311
10/31	L	13-22	@ Pittsburgh	37,804
11/7	W	39-31	SAN FRANCISCO	39,677
11/14	W	24-17	PITTSBURGH	47,293
11/21	L	17-24	CLEVELAND	76,251
11/28	L	31-34	@ Washington	50,205
12/5	W	21-19	@ Philadelphia	54,714
12/11	W	27-13	ST. LOUIS	38,499
12/19	W	38-20	@ New York	62,871

### PLAYOFF BOWL GAME

Date	W/L	Score	Opponent	Att.
1/9/66	L	3-35	Baltimore	65,569

### TEAM STATISTICS

	DALLAS	OPP
FIRST DOWNS	211	240
Rushing	87	80
Passing	108	138
Penalty	16	22
Third Down-Made/Att.	61/180	76/204
Third Down Efficiency	33.9	37.2
Fourth Down-Made/Att.	11/14	3/11
TOTAL NET YARDS	3,995	4,192
Avg. Per Game	285.4	299.4
Total Plays	833	885
Avg. Per Play	4.8	4.7
NET YARDS RUSHING	1,608	1,444
Avg. Per Game	114.9	103.1
Total Rushes	416	422
Avg. Per Rush	3.9	3.4
NET YARDS PASSING	2,387	2,748
Sacked/Yards Lost	55/369	39/315
Gross Yards	2,756	3,063
Attempts/Completions	362/168	424/205
Pct. of Completions	46.4	48.3
Had Intercepted	18	18
PUNTS/AVERAGE	73/41.3	71/42.9
Net Punting Average	37.2	36.8
PUNT RET./AVG.	39/8.0	26/5.3
KICKOFF RET./AVG.	43/27.1	63/19.3
INT./AVG. RET.	18/11.0	18/14.7
PENALTIES/YARDS	78/710	50/483
FUMBLES/BALL LOST	31/17	37/20
TOUCHDOWNS	40	33
Rushing	8	13
Passing	25	17
Returns	7	3
EXTRA POINTS/ATTEMPTS	37/40	29/33
FIELD GOALS/ATTEMPTS	16/27	17/30

### PASSING

	ATT	COMP	YDS	PCT	AVG	INT	PCT
Meredith	305	141	2,415	46.2	7.92	22	7.2
Morton	34	17	173	50.0	5.09	2	2.9
Rhome	21	9	157	42.9	7.48	1	4.8
Reeves	2	1	11	50.0	5.50	0	0.0
COWBOYS	362	168	2,756	46.4	7.61	25	6.9
Opponents	424	205	3,063	48.3	7.22	17	4.0

RUSHING	ATT	YDS	AVG	LG	TD
Perkins	177	690	3.9	43	0
Smith	86	295	3.4	24	2
Meredith	35	247	6.9	22	1
Dunn	54	171	3.2	12	2
Reeves	33	102	3.1	13	2
Clarke	8	58	7.3	21	0
Stiger	11	50	4.5	16	0
Rhome	4	11	2.8	16	0
Whitefield	1	0	0.0	0	0
Hayes	4	-8	-2.0	11	1
Morton	3	-8	-2.7	5	0
COWBOYS	416	1,608	3.9	43	8
Opponents	422	1,444	3.4	29	13

RECEIVING	NO	YDS	AVG	LG	TD
Hayes	46	1,003	21.8	82	12
Clarke	41	682	16.6	53	4
Dial	17	283	16.7	46	1
Gent	16	233	14.6	20	2
Perkins	14	142	10.2	27	0
Norman	11	110	10.0	21	3
Reeves	9	210	23.3	47	1
Dunn	8	74	9.3	22	1
Smith	5	10	2.0	5	1
Stiger	1	9	9.0	9	0
COWBOYS	168	2,756	16.4	82	25
Opponents	205	3,063	15.0	72	17

INTERCEPTIONS	NO	YDS	AVG	LG	TD
Green	3	49	16.3	43	0
Livingston	3	5	1.7	5	0
Logan	3	5	1.7	3	0
Renfro	2	92	46.0	90	1
Gaechter	2	21	10.5	19	0
Tubbs	2	9	4.5	8	0
Edwards	2	0	0.0	0	0
Lilly	1	17	17.0	17	1
COWBOYS	18	198	11.0	90	2
Opponents	18	265	14.7	48	0

PUNTING	NO	YDS	AVG	TB/20	LG	BL	NET
Villanueva	60	2,505	41.8	8	12	58	0 37.9
Ridgway	13	510	39.2	0	3	44	0 34.1
COWBOYS	73	3,015	41.3	8	15	58	0 37.2
Opp.	71	3,043	42.9	6	20	64	1 36.8

PUNT RETURNS	NO	FC	YDS	AVG	LG	TD
Renfro	24	4	145	6.0	35	0
Hayes	12	2	153	12.8	47	0
Stiger	3	1	14	4.7	13	0
COWBOYS	39	7	312	8.0	47	0
Opponents	26	24	139	5.3	67	0

KICKOFF RETURNS	NO	YDS	AVG	LG	TD
Renfro	21	630	30.0	100	1
Hayes	17	450	26.5	66	0
Reeves	2	45	22.5	24	0
Stiger	2	28	14.0	17	0
Neely	1	13	13.0	13	0
COWBOYS	43	1,166	27.1	100	1
Opponents	63	1,229	19.3	40	0

SCORE BY QUARTERS	1	2	3	4	OT	T
COWBOYS	78	97	44	106	0	325
Opponents	65	75	79	61	0	280

FIELD GOALS	7-19	20-29	30-39	40-49	50+
Villanueva	6-8	5-6	4-6	1-7	0-0
COWBOYS	6-8	5-6	4-6	1-7	0-0
Opponents	6-7	4-6	3-10	4-6	1-0

Villanueva: (41),(43M,27,47M,7),(28,19),(42M,35),(16),(20),(32M),(16,37B,34),(33,46M),(10),(25M,29,45M,44B),(19B,41M),(31,14),(25)  
Opponents: (1),(1),(51B,37,28),(31B),(48,47B,16,19,20M),(44,22),(33M,18),(10,25B),(32),(46,37B),(35B),(33,19,34M,27,37B,20,19B),(18,41),(33M,42B)

SCORING	TDR	TOP	TDR1	FG	PAT	S	TP
Villanueva	0	0	0	37/38	16/27	0	85
Hayes	1	12	0	0/0	0/0	0	78
Clarke	0	4	0	0/0	0/0	0	24
Dunn	2	1	0	0/0	0/0	0	18
Norman	0	3	0	0/0	0/0	0	18
Reeves	2	1	0	0/0	0/0	0	18
Smith	2	1	0	0/0	0/0	0	18
Gent	0	2	0	0/0	0/0	0	12
Renfro	0	0	2a	0/0	0/0	0	12
Andrie	0	0	1b	0/0	0/0	0	6
Dial	0	1	0	0/0	0/0	0	6
Gaechter	0	0	1c	0/0	0/0	0	6
Green	0	0	1d	0/0	0/0	0	6
Lilly	0	0	1e	0/0	0/0	0	6
Logan	0	0	1f	0/0	0/0	0	6
Meredith	1	0	0	0/0	0/0	0	6
COWBOYS	8	25	7	37/40	16/27	0	325
Opponents	13	17	3*	29/33	17/30	1+	280

a 90 interception return vs. St. Louis (10/4)  
100 kickoff return vs. San Francisco (11/7)  
b fumble recovery in end zone vs. San Francisco (11/7)  
c 60 field goal return vs. Washington (11/28)  
d 5 fumble return vs. Washington (11/28)  
e 17 interception return vs. San Francisco (11/7)  
f 60 field goal return vs. N.Y. Giants (12/19)  
\* Tarasovic 62 fumble return vs. Philadelphia (10/10)  
Folkins 15 fumble return vs. Pittsburgh (11/14)  
Kelly 67 punt return vs. Cleveland (11/21)  
+ Dallas high snap in end zone vs. N.Y. Giants (9/19)

### USUAL STARTERS

WR <b>Bob Hayes</b>	LE Maury Youmans
LT Jim Boeke	LT Jim Colvin
LG Jake Kupp	RT <b>Bob Lilly</b>
C Dave Manders	RE <b>George Andrie</b>
RG Leon Donohue	RB <b>Chuck Howley</b>
RT Ralph Neely	MLB Jerry Tubbs
TE Frank Clarke	RLB Dave Edwards
WR Buddy Dial (7)	LCB <b>Cornell Green</b>
Pete Gent (7)	RCB Warren Livingston
QB Don Meredith	SS Obert Logan (9)
RB Perry Lee Dunn (7)	Mike Gaechter (5)
Dan Reeves (4)	FS <b>Mel Renfro</b>
J.D. Smith (3)	P Danny Villanueva (11)
FB Don Perkins	Colin Ridgway (3)
K Danny Villanueva	

*Pro Bowlers in Bold*

# 1966 ★ DALLAS COWBOYS STATISTICS ★ 1966

## FIRST PLACE, EASTERN CONFERENCE HEAD COACH: TOM LANDRY

PRESEASON (5-0)			
Date	W/L	Score	Opponent
8/7	W	24-13	@ San Francisco
8/13	W	20-10	@ Los Angeles
8/20	W	21-3	GREEN BAY
8/27	W	20-10	Detroit @ Tulsa
9/2	W	28-24	MINNESOTA
REGULAR SEASON (10-3-1)			
9/18	W	52-7	NEW YORK
9/25	W	28-17	MINNESOTA
10/2	W	47-14	@ Atlanta
10/9	W	56-7	PHILADELPHIA
10/16	T	10-10	@ St. Louis
10/23	L	21-30	@ Cleveland
10/30	W	52-21	PITTSBURGH
11/6	L	23-24	@ Philadelphia
11/13	W	31-30	@ Washington
11/20	W	20-7	@ Pittsburgh
11/24	W	26-14	CLEVELAND
12/4	W	31-17	ST. LOUIS
12/11	L	31-34	WASHINGTON
12/18	W	17-7	@ New York
CHAMPIONSHIP GAME			
1/16/7 L	27-34		Green Bay

### TEAM STATISTICS

	DALLAS	OPP
FIRST DOWNS	287	221
Rushing	124	64
Passing	139	140
Penalty	24	17
Third Down-Made/Att.	68/188	72/213
Third Down Efficiency	36.1	33.8
Fourth Down-Made/Att.	7/12	4/14
TOTAL NET YARDS	5,145	3,558
Avg. Per Game	367.5	254.1
Total Plays	926	873
Avg. Per Play	5.6	4.1
NET YARDS RUSHING	2,122	1,176
Avg. Per Game	151.6	84.0
Total Rushes	471	356
Avg. Per Rush	4.5	3.3
NET YARDS PASSING	3,023	2,382
Sacked/Yards Lost	42/308	60/420
Gross Yards	3,331	2,802
Attempts/Completions	413/214	457/212
Pct. of Completions	51.8	46.4
Had Intercepted	14	17
PUNTS/AVERAGE	65/39.2	79/42.4
Net Punting Average	36.7	38.4
PUNT RET./AVG.	41/6.3	26/4.2
KICKOFF RET./AVG.	44/22.9	78/21.8
INT./AVG. RET.	17/17.8	14/19.6
PENALTIES/YARDS	83/824	63/778
FUMBLES/BALL LOST	23/10	23/14
TOUCHDOWNS	56	29
Rushing	24	6
Passing	27	17
Returns	5	6
EXTRA POINTS/ATTEMPTS	56/56	29/29
FIELD GOALS/ATTEMPTS	17/31	12/31

	PASSING	ATT	COMP	YDS	PCT	ATT	TD	PCT	PCT	INT	LG	SKS/YDS	RATING
Meredith	344	177	2,805	51.5	8.15	24	7.0	12	3.5	951	37/261	79.9	
Rhorne	36	21	253	58.3	7.03	0	0.0	1.8	47	4/39	45.0		
Morton	27	13	225	48.1	8.33	3	11.1	1	3.7	41	1/8	65.0	
Reeves	6	3	48	50.0	8.00	0	0.0	0	0.0	29	0/0	66.7	
COWBOYS	413	214	3,331	51.8	8.07	27	6.5	14	3.4	951	42/308	74.8	
Opponents	457	212	2,802	46.4	6.13	17	3.7	17	3.7	78	60/420	63.1	

RUSHING	ATT	YDS	AVG	LG	TD
Reeves	175	757	4.3	67	8
Perkins	186	726	3.9	24	8
Meredith	38	242	6.4	22	5
Shy	17	118	6.9	68	1
Garrison	16	62	3.9	13	1
Renfro	8	52	6.5	27	0
Morton	7	50	7.1	12	0
Clarke	8	49	6.1	26	0
Rhorne	7	37	5.4	11	0
Villanueva	1	23	23.0	23	0
Smith	7	7	1.0	2	1
Hayes	1	-1	0.0	0	0
COWBOYS	471	2,122	4.5	68	24
Opponents	356	1,176	3.3	41	6

RECEIVING	NO	YDS	AVG	LG	TD
Hayes	64	1,232	19.3	95	13
Reeves	41	557	13.6	51	8
Gent	27	474	17.6	84	1
Clarke	26	355	13.7	33	4
Perkins	23	231	10.0	39	0
Dial	14	252	18.0	39	1
Norman	12	144	12.0	31	0
Renfro	4	65	16.3	42	0
Garrison	2	18	9.0	17	0
Smith	1	3	3.0	3	0
COWBOYS	214	3,331	15.6	95	27
Opponents	212	2,802	13.2	78	17

INTERCEPTIONS	NO	YDS	AVG	LG	TD
Green	4	88	22.0	41	1
Gaechter	3	28	9.3	23	0
Renfro	2	57	28.5	33	0
Logan	2	44	22.0	22	1
Livingston	2	13	6.5	13	0
Jordan	1	49	49.0	49	1
Edwards	1	12	12.0	12	0
Andrie	1	6	6.0	6	1
Tubbs	1	6	6.0	6	0
COWBOYS	17	303	17.8	49	3
Opponents	14	274	19.6	58	1

PUNTING	NO	YDS	AVG	TB	IN	LG	BL	NET
Villanueva	65	2,551	39.2	3	14	58	1	36.7
COWBOYS	65	2,551	39.2	3	14	58	1	36.7
Opp.	79	3,349	42.4	3	21	67	0	38.4

PUNT RETURNS	NO	FC	YDS	AVG	LG	TD
Renfro	21	6	123	5.9	38	0
Hayes	17	4	106	6.2	18	0
Howley	1	0	30	30.0	30	0
Reeves	2	2	-1	-0.5	14	0
COWBOYS	41	12	258	6.3	38	0
Opponents	26	26	108	4.3	67	1

KICKOFF RETURNS	NO	YDS	AVG	LG	TD
Renfro	19	487	25.6	87	1
Garrison	20	445	22.0	35	0
Reeves	3	56	18.7	21	0
Neely	2	18	9.0	13	0
COWBOYS	44	1,006	22.8	87	1
Opponents	78	1,699	21.8	93	3

SCORE BY	QUARTERS	1	2	3	4	OT	T
COWBOYS		78	128	101	138	0	445
Opponents		50	79	62	48	0	239

FIELD GOALS	7-19	20-29	30-39	40-49	50+
Villanueva	9-9	1-8	5-6	1-8	0-0
COWBOYS	9-9	1-8	5-6	1-8	0-0
Opponents	1-2	5-6	4-12	2-9	0-2

Villanueva: (12), (42M), (22), (45M), (17, 47M, 33M), (49M), (49M, 12), (21, 28M, 14, 42), (20), (34M, 38M, 27, 37), (11, 31, 12, 13), (31M), (42, 26), (45M, 29M, 37M, 10) (31M), (39, 30, 47, 39M), (31, 49M), (35, 33, 11), (28M, 31M, 20B), (25, 50M, 34M, 40M), (44M, 47M, 42, 29), (12B, 39M, 47M)

SCORING	TDR	TDP	TDR	FG	PAT	S	TP
Villanueva	0	0	0	0	17/31	56/56	107
Reeves	8	8	0	0/0	0/0	0/0	96
Hayes	0	13	0	0/0	0/0	0/0	78
Perkins	8	0	0	0/0	0/0	0/0	48
Meredith	5	0	0	0/0	0/0	0/0	30
Clarke	0	4	0	0/0	0/0	0/0	24
Andrie	0	0	1a	0/0	0/0	0/0	6
Dial	0	1	0	0/0	0/0	0/0	6
Garrison	1	0	0	0/0	0/0	0/0	6
Gent	0	1	0	0/0	0/0	0/0	6
Green	0	0	1b	0/0	0/0	0/0	6
Howley	0	0	1c	0/0	0/0	0/0	6
Jordan	0	0	1d	0/0	0/0	0/0	6
Renfro	0	0	1e	0/0	0/0	0/0	6
Shy	1	0	0	0/0	0/0	0/0	6
Smith	1	0	0	0/0	0/0	0/0	6
COWBOYS	24	27	5	17/31	56/56	1+445	
Opponents	6	17	6*	12/31	29/29	0	239

a 6 interception return vs. N.Y. Giants (12/18)  
 b 41 interception return vs. N.Y. Giants (9/18)  
 c 97 fumble return vs. Atlanta (10/2)  
 d 49 interception return vs. Pittsburgh (10/30)  
 e 87 kickoff return vs. Pittsburgh (10/30)  
 + Townes tackled Johnson in end zone vs. Atlanta (10/2)  
 \* Woodson 56 interception return vs. Pittsburgh (10/30)  
 Butler 93 kickoff return vs. Pittsburgh (10/30)  
 Brown 93 kickoff return vs. Philadelphia (11/6)  
 Brown 90 kickoff return vs. Philadelphia (11/6)  
 Martin 40 punt return vs. Philadelphia (11/6)  
 Roger recovered blocked punt in end zone vs. Washington (12/11)

### USUAL STARTERS

WR <b>Bob Hayes</b>	LE Willie Townes (8)
LT Jim Boeke (10)	Larry Stephens (6)
Tom Liscio (4)	LT Jim Colvin
LG Tony Liscio (10)	RT <b>Bob Lilly</b>
John Niland (4)	RE <b>George Andrie</b>
C. <b>Dave Manders</b>	LLB <b>Chuck Howley</b>
RG Leon Donohue	MLB Lee Roy Jordan
RT Ralph Neely	RCB Dave Edwards
TE Pettis Norman	LCB <b>Cornell Green</b>
WR Pete Gint (10)	RCB Warren Livingston
Buddy Dial (3)	SS Mike Gaechter
QB <b>Don Meredith</b>	FS <b>Mel Renfro (8)</b>
RB Dan Reeves	Obert Logan (6)
FB <b>Don Perkins</b>	P Danny Villanueva
K Danny Villanueva	

*Pro Bowlers in Bold*



## 1968 ★ DALLAS COWBOYS STATISTICS ★ 1968

FIRST PLACE CAPITOL DIVISION  
HEAD COACH: TOM LANDRY

## PRESEASON (3-3)

Date	W/L	Score	Opponent	Att.
8/3	L	24-30	Chicago @ Canton	14,578
8/11	W	16-14	@ San Francisco	27,530
8/17	W	42-10	@ Los Angeles	64,978
8/24	L	27-31	GREEN BAY	72,014
8/31	W	33-19	@ Houston	52,289
9/7	L	10-16	BALTIMORE	69,520

## REGULAR SEASON (12-2)

Date	W/L	Score	Opponent	Att.
9/15	W	59-13	DETROIT	61,382
9/22	W	28-7	CLEVELAND	68,733
9/29	W	45-13	@ Philadelphia	60,858
10/6	W	27-10	@ St. Louis	48,296
10/13	W	34-14	PHILADELPHIA	72,083
10/20	W	20-7	@ Minnesota	47,644
10/28	L	17-28	GREEN BAY	74,604
11/3	W	17-3	@ New Orleans	84,728
11/10	L	21-27	NEW YORK	72,163
11/17	W	44-24	@ Washington	50,816
11/24	W	34-3	@ Chicago	46,667
11/28	W	29-20	WASHINGTON	65,076
12/8	W	28-7	PITTSBURGH	55,069
12/15	W	28-10	@ New York	62,617

## 1968 EASTERN CHAMPIONSHIP GAME

12/21	L	20-31	@ Cleveland	81,497
-------	---	-------	-------------	--------

## PLAYOFF BOWL GAME

(Miami)

1/5/69	W	17-13	Minnesota	22,961
--------	---	-------	-----------	--------

## TEAM STATISTICS

	DALLAS	OPP
FIRST DOWNS	297	202
Rushing	135	61
Passing	143	123
Penalty	19	18
Third Down-Made/Att.	87/188	66/193
Third Down Efficiency	46.3	34.2
Fourth Down-Made/Att.	6/6	6/19
TOTAL NET YARDS	5,117	3,633
Avg. Per Game	365.5	259.5
Total Plays	913	863
Avg. Per Play	5.6	4.2
NET YARDS RUSHING	2,091	1,195
Avg. Per Game	149.4	85.4
Total Rushes	480	369
Avg. Per Rush	4.4	3.2
NET YARDS PASSING	3,026	2,438
Sacked/Yards Lost	34/269	51/400
Gross Yards	3,295	2,838
Attempts/Completions	399/217	428/220
Pct. of Completions	54.4	51.4
Had Intercepted	18	26
PUNTS/AVERAGE	59/40.9	77/40.4
Net Punting Average	36.4	33.7
PUNT RET./AVG.	30/13.5	25/5.1
KICKOFF RET./AVG.	39/21.6	68/19.5
INT./AVG. RET.	26/10.6	18/20.5
PENALTIES/YARDS	77/515	54/657
FUMBLES/BALL LOST	21/15	21/15
TOUCHDOWNS	54	23
Rushing	22	2
Passing	25	20
Returns	7	1
EXTRA POINTS/ATTEMPTS	54/54	21/23
FIELD GOALS/ATTEMPTS	17/29	9/22

RUSHING	ATT	YDS	AVG	LG	TD
Perkins	191	836	4.4	28t	4
Baynham	103	438	4.3	22t	5
Garrison	45	271	5.9	22	5
Shy	64	179	2.8	17t	1
Reeves	40	178	4.5	25	4
Meredith	22	123	5.6	16	1
Norman	4	51	12.8	26	0
Morton	4	28	7.0	12	2
Hayes	4	2	0.5	0	0
Gert	2	-5	-2.5	-5	0

COWBOYS	480	2,071	4.4	28t	22
Opponents	369	1,195	3.2	27	2

RECEIVING	NO	YDS	AVG	LG	TD
Rentzel	54	1,009	18.7	65t	6
Hayes	53	909	17.2	54	10
Baynham	29	380	13.1	40	3
Norman	18	204	11.3	34	1
Perkins	17	180	11.1	24	2
Gert	16	194	12.1	22	0
Shy	10	105	10.5	41	0
Garrison	7	111	15.9	53	0
Reeves	7	84	12.0	21	1
Homan	4	92	23.0	36t	1
Wright	1	15	15.0	15t	1
Randle	1	12	12.0	12	0

COWBOYS	217	3,296	15.2	65t	25
Opponents	220	2,838	12.9	80t	20

INTERCEPTIONS	NO	YDS	AVG	LG	TD
Howley	6	115	19.2	58	1
Green	4	73	18.3	55t	1
Gaechter	3	23	7.6	17	0
Jordan	3	17	5.7	7	0
Johnson	3	3	1.0	3	0
Renfro	3	5	1.7	5	0
Daniels	2	25	12.5	17	0
Simmons	1	8	8.0	8	0
Cole	1	5	5.0	5	1

PUNTING	NO	YDS	AVG	TB	IN20	LG	BL	NET
Widby	59	2,415	40.9	7	17	84	0	36.4
COWBOYS	59	2,415	40.9	7	17	84	0	36.4
Opp.	77	3,119	40.4	6	22	57	0	33.7

PUNT RETURNS	NO	FC	YDS	AVG	LG	TD
Hayes	15	9	312	20.8	90t	2
Rentzel	14	12	93	6.6	27	0
Homan	1	0	0	0.0	0	0
Gaechter	0	1	0	0.0	0	0

COWBOYS	30	23	405	13.5	90t	2
Opponents	25	16	128	5.1	48	0

KICKOFF RETURNS	NO	YDS	AVG	LG	TD
Baynham	23	590	25.7	40	0
Daniels	9	193	21.5	32	0
Neely	3	17	5.6	9	0
Homan	2	21	10.5	21	0
Hayes	1	20	20.0	20	0
Norman	1	0	0.0	0	0

COWBOYS	39	843	21.6	40	0
Opponents	68	1,326	19.5	53	0

SCORE BY QUARTERS	1	2	3	4	OT	T
COWBOYS	72	133	85	141	0	431
Opponents	19	68	59	40	0	186

FIELD GOALS	6-9	20-29	30-39	40-49	50+
Clark	7-19	7-8	1-6	2-6	1-3
COWBOYS	6-6	7-8	1-6	2-6	1-3
Opponents	3-3	3-3	3-11	0-4	0-1

Clark (52M,16.46M),(33M),(26),(14.50),(35M, 26.21),(12.21.53M),(16.47M),(20),(1),(45, 34,13),(34M,21.29M,31M,38M,49.47M),(18, 25),(48M),(1)
Opponents: (48M,36B),(23,13),(32,35M),(47M), (31B,45B),(37M),(57M,37M,38),(25, 10),(37),(21,34M),(1),(45M),(12,32M, 32B)

SCORING	TDR	TOP	TDR	FG	PAT	S	TP
M. Clark	0	0	0	17/29	54/54	0	105
Hayes	0	10	2a	0/0	0/0	0	72
Baynham	5	3	0	0/0	0/0	0	48
Perkins	4	2	0	0/0	0/0	0	36
Norman	0	6	0	0/0	0/0	0	36
Garrison	5	0	0	0/0	0/0	0	30
Reeves	4	1	0	0/0	0/0	0	30
Cole	0	0	2b	0/0	0/0	0	12
Morton	2	0	0	0/0	0/0	0	12
Green	0	0	1c	0/0	0/0	0	6
Homan	0	1	0	0/0	0/0	0	6
Howley	0	0	1d	0/0	0/0	0	6
Meredith	1	0	0	0/0	0/0	0	6
Shy	1	0	0	0/0	0/0	0	6
Townes	0	0	1e	0/0	0/0	0	8
Norman	0	1	0	0/0	0/0	0	2
Wright	0	1	0	0/0	0/0	0	6
Pugh	0	0	0	0/0	0/0	1	2

COWBOYS	22	25	7	17/29	54/54	1+ 431
Opponents	2	20	1*	9/22	21/23	0 186

a 90 punt return vs. Pittsburgh (12/8)

63 punt return vs. N.Y. Giants (12/15)

b 21 fumble return vs. Washington (11/17)

5 interception return vs. Washington (11/28)

c 55 interception return vs. Minnesota (10/20)

d 35 interception return vs. Detroit (9/15)

e 20 fumble return vs. Cleveland (9/22)

\* Pugh forced fumble in end zone vs. Washington (11/28)

\* Hanburger 30 interception return vs. Washington (11/17)

## USUAL STARTERS

WR	Bob Hayes	LE	Larry Cole (10)
LT	Tony Liscio		WilleTownes (4)
LG	John Niland	LT	Jethro Pugh
C	Malcolm Walker	RT	Bob Lilly
RG	John Wilbur	RE	George Andrie
RT	Ralph Neely	LLB	Chuck Howley
TE	Pettis Norman	MLB	Lee Roy Jordan
WR	Lance Rentzel	RLB	Dave Edwards
QB	Don Meredith	LCB	Cornell Green
RB	Craig Baynham (8)	RCB	Mike Johnson
	Dan Reeves (4)	SS	Mike Gaechter
FB	Don Perkins	FS	Mel Renfro (8)
K	Mike Clark		Dick Daniels (8)
		P	Ron Widby

Pro Bowlers in Bold

	PASSING	ATT	COMP	YDS	PCT	ATT	AVG	PCT	TD	PCT	INT	PCT	LG	SKS/YDS	RATING
Meredith	309	171	2,500	55.3	8.09	21	6.8	12	3.9	65t	30/180	88.3			
Morton	85	44	752	51.8	8.85	4	4.7	6	7.1	53	4/39	68.2			
Reeves	4	2	43	50.0	10.75	0	0.0	0	0.0	24	0/0	101.8			
Baynham	1	0	0	0.0	0.00	0	0.0	0	0.0	0	0/0	39.6			
COWBOYS	399	217	3,295	54.4	8.26	25	6.3	18	4.5	65t	34/269	84.1			
Opponents	428	220	2,838	51.4	6.63	20	4.7	26	6.1	80t	51/400	63.9			



# 1969 ★ DALLAS COWBOYS STATISTICS ★ 1969

### FIRST PLACE CAPITOL DIVISION HEAD COACH: TOM LANDRY

#### PRESEASON (4-2)

Date	W/L	Score	Opponent	Att.
8/8	L	17-24	@ Los Angeles	87,381
8/17	W	20-17	@ San Francisco	33,894
8/23	W	31-13	GREEN BAY	73,764
8/28	W	14-11	@ Houston	55,310
9/6	W	25-9	N.Y. JETS	74,771
9/14	L	7-23	BALTIMORE	58,975

#### REGULAR SEASON (11-2-1)

9/21	W	24-3	ST. LOUIS	62,134
9/28	W	21-17	@ New Orleans	79,567
10/5	W	38-7	@ Philadelphia	60,658
10/12	W	24-17	@ Atlanta	54,833
10/19	W	49-14	PHILADELPHIA	71,509
10/27	W	25-3	NEW YORK	58,964
11/2	L	10-42	@ Cleveland	84,850
11/9	W	33-17	NEW ORLEANS	68,282
11/16	W	41-28	@ Washington	50,474
11/23	L	23-24	@ Los Angeles	79,105
11/27	T	24-24	SAN FRANCISCO	62,348
12/7	W	10-7	@ Pittsburgh	24,990
12/13	W	27-10	BALTIMORE	63,191
12/21	W	20-10	WASHINGTON	56,924

#### 1969 EASTERN CHAMPIONSHIP GAME

12/28	L	14-38	CLEVELAND	69,321
-------	---	-------	-----------	--------

#### PLAYOFF BOWL GAME

(Miami)

1/3/70	L	0-31	Los Angeles	31,151
--------	---	------	-------------	--------

#### TEAM STATISTICS

	DALLAS	OPP
FIRST DOWNS	275	203
Rushing	133	52
Passing	125	141
Penalty	17	10
Third Down-Made/Att	82/197	64/191
Third Down Efficiency	41.6	33.5
Fourth Down-Made/Att	2/6	3/8
TOTAL NET YARDS	5,122	3,707
Avg. Per Game	365.9	264.8
Total Plays	931	826
Avg. Per Play	5.5	4.5
NET YARDS RUSHING	2,276	1,050
Avg. Per Game	162.6	75.0
Total Rushes	532	313
Avg. Per Rush	4.3	3.4
NET YARDS PASSING	2,846	2,657
Sacked/Yards Lost	44/366	55/452
Gross Yards	3,212	3,109
Attempts/Completions	355/189	458/235
Pct. of Completions	53.2	51.3
Had Intercepted	18	24
PASSTING/AVERAGE	63/43.3	82/42.2
Net Punting Average	37.2	37.7
PUNT RET./AVG.	38/7.2	43/7.1
KICKOFF RET./AVG.	36/19.9	64/19.4
INT./AVG. RET.	24/14.1	18/9.3
PENALTIES/YARDS	81/840	58/680
FUMBLES/BALL LOST	28/12	23/11
TOUCHDOWNS	44	28
Rushing	17	3
Passing	24	23
Returns	3	2
EXTRA POINTS/ATTEMPTS	43/44	28/28
FIELD GOALS/ATTEMPTS	20/36	9/25

RUSHING	ATT	YDS	AVG	LG	TD
Hill	204	942	4.6	55	8
Garrison	176	818	4.6	21	2
Reeves	59	173	2.9	12	4
Shy	42	154	3.7	23	1
Morton	16	62	4.0	15	1
Staubach	15	60	4.0	19	1
Welch	6	21	3.5	6	0
Norman	5	20	4.0	21	0
Hayes	4	17	4.3	6	0
Renzel	2	11	5.5	14	0
Baynham	3	-2	-0.6	2	0
<b>COWBOYS</b>	<b>532</b>	<b>2,276</b>	<b>4.3</b>	<b>55</b>	<b>17</b>
Opponents	313	1,050	3.4	25	3

RECEIVING	NO	YDS	AVG	LG	TD
Renzel	43	969	22.3	75	12
Hayes	40	746	18.7	67	4
Hill	20	232	11.6	28	0
Reeves	18	187	10.4	29	1
Ditka	17	369	21.7	51	3
Norman	13	238	18.3	31	3
Garrison	13	131	10.1	25	0
Homan	12	240	20.0	66	0
Shy	8	124	15.5	49	1
Conrad	4	74	18.5	34	0
Wright	1	12	12.0	12	0
<b>COWBOYS</b>	<b>189</b>	<b>3,212</b>	<b>17.0</b>	<b>75</b>	<b>24</b>
Opponents	235	3,109	13.2	88	23

INTERCEPTIONS	NO	YDS	AVG	LG	TD
Renfro	10	118	11.8	41	0
Gaechter	3	72	24.0	37	0
Jordan	2	38	19.0	38	0
Howley	2	37	18.5	28	0
P. Clark	2	2	1.0	2	0
Green	2	0	0.0	0	0
Cole	1	41	41.0	41	1
Brown	1	31	31.0	31	0
Edwards	1	0	0.0	0	0
<b>COWBOYS</b>	<b>24</b>	<b>339</b>	<b>14.1</b>	<b>41</b>	<b>1</b>
Opponents	18	167	9.3	56	1

PUNTING	NO	YDS	AVG	TB/IN20	LG	BL	NET
Widby	63	2,729	43.3	4	9	62	37.2
<b>COWBOYS</b>	<b>63</b>	<b>2,729</b>	<b>43.3</b>	<b>4</b>	<b>9</b>	<b>62</b>	<b>37.2</b>
Opp.	82	3,463	42.2	5	21	81	37.7

PUNT RETURNS	NO	FC	YDS	AVG	LG	TD
Hayes	18	5	179	9.9	50	0
Renfro	15	7	80	5.3	34	0
Renzel	4	3	14	3.5	11	0
Johnson	1	0	0	0.0	0	0
<b>COWBOYS</b>	<b>38</b>	<b>15</b>	<b>273</b>	<b>7.2</b>	<b>50</b>	<b>0</b>
Opponents	43	7	305	7.1	28	0

KICKOFF RETURNS	NO	YDS	AVG	LG	TD
Flowers	11	238	20.8	30	0
Baynham	7	114	16.3	29	0
Welch	5	112	22.4	35	0
Hill	4	125	31.3	46	0
Hayes	3	80	26.7	46	0
Shy	3	47	15.6	26	0
Green	2	0	0.0	0	0
Garrison	1	2	2.0	2	0
<b>COWBOYS</b>	<b>36</b>	<b>718</b>	<b>19.9</b>	<b>46</b>	<b>0</b>
Opponents	64	1,242	19.4	60	0

SCORE BY QUARTERS	1	2	3	4	OT	T
<b>COWBOYS</b>	102	106	54	107	0	369
Opponents	62	64	48	49	0	223

FIELD GOALS	7-19	20-29	30-39	40-49	50+
Clark, M.	7-8	6-7	4-7	3-11	0-3
<b>COWBOYS</b>	7-8	6-7	4-7	3-11	0-3
Opponents	1-1	3-5	4-5	1-12	0-2

Clark: (23M,30), (47M), (14,47M), (47,32M), (17M, 33M), (41M,42M,47,35,15), (14,50M), (21,21, 46M,40M), (36,14,50M), (18,22,43), (47M,24, 37M), (32), (15,27,46M), (12,24,54M)  
Opponents: (42M,46M,20,27M), (56M,32M,43), (42B), (34), (48M), (23,50B), (45M,46M), (37,44M), (48B), (36), (48B,21), (1), (24, 43M), (14,27B,42M)

SCORING	TDR	TDP	TDR1	FG	PAT	S	TP
M. Clark	0	0	0	20/36	43/44	0	103
Renzel	0	12	1a	0/0	0/0	0	78
Hill	8	0	0	0/0	0/0	0	48
Reeves	4	1	0	0/0	0/0	0	30
Hayes	0	4	0	0/0	0/0	0	24
Ditka	0	3	0	0/0	0/0	0	18
Norman	0	3	0	0/0	0/0	0	18
Garrison	2	0	0	0/0	0/0	0	12
Shy	1	1	0	0/0	0/0	0	12
Cole	0	0	1c	0/0	0/0	0	6
Lilly	0	0	1b	0/0	0/0	0	6
Morton	1	0	0	0/0	0/0	0	6
Staubach	1	0	0	0/0	0/0	0	6
Andrie	0	0	0	0/0	0/0	1+	2
<b>COWBOYS</b>	<b>17</b>	<b>24</b>	<b>3</b>	<b>20/36</b>	<b>43/44</b>	<b>1+</b>	<b>369</b>
Opponents	3	23	2*	9/25	28/28	0	223

a Fumble recovery in end zone @ Philadelphia (10/5)

b 9 fumble return vs. Philadelphia (10/19)

c 41 interception return @ Washington (11/16)

+ Andrie tackled Tarkenton in end zone vs. N.Y. Giants (10/27)

\* Bradley 56 interception return vs Philadelphia (10/19)

Hanburger 19 fumble return vs. Washington (12/21)

#### USUAL STARTERS

WR Bob Hayes (10)	LE Larry Cole
Dennis Homan (4)	LT Jethro Eust (11)
LT Tony Liscio	RT Ron East (3)
LG John Niland	RT Bob Lilly
C Malcolm Walker	RE George Andrie
RG John Wilbur	LLB Dave Edwards
RT Ralph Neely (11)	MLB Lee Roy Jordan
Rayfield Wright (3)	RLB Chuck Howley
TE Pitts Norman (10)	LCB Cornell Green
Mike Ditka (4)	RCB Phil Clark
WR Lance Rentzel	SS Mike Gaechter
QB Craig Morton	FS Mel Renfro
RB Calvin Hill	P Ron Widby
FB Walt Garrison	
K Mike Clark	

*Pro Bowlers in Bold*

	ATT	COMP	YDS	PCT	AVG	TD	PCT	INT	PCT	INT	LG	SKS/YDS	RATING
Morton	302	162	2,619	53.6	8.67	21	7.0	15	5.0	67	30/246	85.4	
Staubach	47	23	421	49.0	8.96	1	2.1	2	4.3	75	12/106	69.5	
Hill	3	3	137	100.0	45.66	2	66.0	0	0.0	53	0/0	158.3	
Reeves	3	1	35	33.3	11.67	0	0.0	1	33.3	35	2/14	38.9	
<b>COWBOYS</b>	<b>355</b>	<b>189</b>	<b>3,212</b>	<b>53.2</b>	<b>9.05</b>	<b>24</b>	<b>6.3</b>	<b>18</b>	<b>7.1</b>	<b>75</b>	<b>44/366</b>	<b>85.6</b>	
Opponents	458	235	3,109	51.3	6.79	23	5.0	24	5.2	88	55/452	68.0	

# 1970 ★ DALLAS COWBOYS STATISTICS ★ 1970

## FIRST PLACE NFC EAST HEAD COACH: TOM LANDRY

### PRESEASON (1-5)

Date	W/L Score	Opponent	Att.
8/8	W 20-10	@ San Diego	39,392
8/15	L 10-17	@ Los Angeles	64,646
8/22	L 34-35	GREEN BAY	72,389
8/29	L 21-37	@ Houston	66,558
9/5	L 0-13	KANSAS CITY	49,045
9/13	L 21-29	N.Y. JETS	55,297

### REGULAR SEASON (10-4)

Date	W/L Score	Opponent	Att.
9/20	W 17-7	@ Philadelphia	59,728
9/27	W 28-10	N.Y. GIANTS	57,239
10/4	L 7-20	@ St. Louis	50,780
10/11	W 13-0	ATLANTA	53,611
10/18	L 13-54	@ Minnesota	47,900
10/25	W 27-16	@ Kansas City	51,158
11/1	W 21-17	PHILADELPHIA	55,736
11/8	L 20-23	@ N.Y. Giants	62,928
11/16	L 0-38	ST. LOUIS	69,323
11/22	W 45-21	@ Washington	60,415
11/26	W 16-3	GREEN BAY	57,182
12/6	W 34-0	WASHINGTON	57,936
12/12	W 6-2	@ Cleveland	75,458
12/20	W 52-10	HOUSTON	50,504

### 1970 DIVISIONAL PLAYOFF

12/26	W 5-0	DETROIT	73,167
-------	-------	---------	--------

### 1970 NFC CHAMPIONSHIP GAME

1/3/71	W 17-10	@ San Francisco	59,625
--------	---------	-----------------	--------

### SUPER BOWL V

1/17/71	L 13-16	Baltimore	80,055
---------	---------	-----------	--------

### TEAM STATISTICS

	DALLAS	OPP
FIRST DOWNS	229	205
Rushing	119	87
Passing	95	105
Penalty	15	13
Third Down-Made/Att.	63/166	74/202
Third Down Efficiency	33.9	36.6
Fourth Down-Made/Att.	6/15	6/15
TOTAL NET YARDS	4,449	3,569
Avg. Per Game	317.8	254.9
Total Plays	858	855
Avg. Per Play	5.2	4.2
NET YARDS RUSHING	2,300	1,656
Avg. Per Game	164.3	118.3
Total Rushes	522	415
Avg. Per Rush	4.4	4.0
NET YARDS PASSING	2,149	1,913
Sacked/Yards Lost	39/296	41/313
Gross Yards	2,445	2,226
Attempts/Completions	297/149	399/193
Pct. of Completions	50.2	48.4
Had Intercepted	16	24
PUNTS/AVERAGE	69/41.3	74/41.1
Net Punting Average	35.4	36.3
PUNT RET./AVG.	32/7.4	38/7.4
KICKOFF RET./AVG.	37/24.0	60/19.0
INT./AVG. RET.	24/12.8	16/16.2
PENALTIES/YARDS	87/934	70/732
FUMBLES/BALL LOST	29/12	25/14
TOUCHDOWNS	35	24
Rushing	16	10
Passing	18	10
Returns	1	4
EXTRA POINTS/ATTEMPTS	35/35	24/24
FIELD GOALS/ATTEMPTS	18/27	17/26

RUSHING	ATT	YDS	AVG	LG	TD
Thomas	151	803	5.3	47	5
Hill	153	577	3.8	20	4
Garrison	126	507	4.0	18	3
Staubach	27	221	8.2	25	0
Reeves	35	84	2.4	8	2
Morton	16	37	2.3	11	0
Hayes	4	34	8.5	13	1
Norman	2	16	8.0	22	0
Welch	5	13	2.6	5	1
Renzel	1	11	11.0	11	0
Homan	2	-3	-1.5	0	0
COWBOYS	522	2,300	4.4	47	16
Opponents	415	1,656	4.0	48	10

RECEIVING	NO	YDS	AVG	LG	TD
Hayes	34	889	26.1	89	10
Renzel	28	556	19.9	86	5
Garrison	21	205	9.8	36	2
Hill	13	95	7.3	21	0
Reeves	12	140	11.7	23	0
Thomas	10	73	7.3	17	0
Rucker	9	200	22.2	52	1
Dotka	8	98	12.3	26	0
Homan	7	105	15.0	43	0
Norman	6	70	11.7	23	0
Kiner	1	14	14.0	14	0
COWBOYS	149	2,445	16.4	89	18
Opponents	193	2,226	11.5	78	10

INTERCEPTIONS	NO	YDS	AVG	LG	TD
Waters	5	45	9.0	20	0
Renfro	4	3	0.8	3	0
Adderley	3	69	23.0	30	0
Harris	2	66	33.0	60	0
Howley	2	18	9.0	17	0
Edwards	2	2	1.0	2	0
Kiner	1	59	59.0	59	0
Stincic	1	28	28.0	28	0
Jordan	1	11	11.0	11	0
Pugh	1	6	6.0	6	0
Washington	1	0	0.0	0	0
COWBOYS	24	307	12.8	60	0
Opponents	16	259	16.2	43	1

### USUAL STARTERS

WR Bob Hayes (9)	LE Larry Cole (10)
Dennis Homan (5)	Pat Tomney (3)
LT Tony Liscio (8)	LT Jethro Pugh
Ralph Neely (6)	RT Bob Lilly
LG John Niland	RE George Andrie
C Dave Manders	LLB Dave Edwards
RG Blaine Nye (10)	MLB Lee Roy Jordan
Ralph Neely (4)	RLB Chuck Howley
RT Rayfield Wright	LCB Herb Adderley
TE Pettis Norman	RCB Mel Renfro
WR Lance Rentzel	SS Cornell Green
QB Craig Morton (11)	FS Charlie Waters (6)
Roger Staubach (3)	Cliff Harris (5)
RB Calvin Hill (9)	Richmond Flowers (3)
Duane Thomas (4)	P Ron Widby
FB Walt Garrison (10)	
Duane Thomas (4)	
K Mike Clark	

Pro Bowlers in Bold

PUNTING	NO	YDS	AVG	TBIN20	LG	BL	NET
Widby	69	2,847	41.3	6	10	59	1 35.4
COWBOYS	69	2,847	41.3	6	10	59	1 35.4
Opp.	74	3,045	41.1	6	21	64	1 36.3

PUNT RETURNS	NO	FC	YDS	AVG	LG	TD
Hayes	15	7	116	7.7	34	0
Renfro	13	6	77	5.9	29	0
Adkins	4	2	44	11.0	24	0
Reeves	0	2	0	0.0	0	0
COWBOYS	32	17	237	7.4	34	0
Opponents	38	12	281	7.4	74	1

KICKOFF RETURNS	NO	YDS	AVG	LG	TD
Thomas	19	416	21.9	33	0
Adkins	7	149	21.3	27	0
Washington	5	242	48.4	100	1
Kiner	3	50	16.7	18	0
Harris	1	22	22.0	22	0
Waters	1	6	6.0	6	0
Flowers	1	3	3.0	3	0
COWBOYS	37	888	24.0	100	1
Opponents	60	1,142	19.0	44	0

### SCORE BY QUARTERS

COWBOYS	1	2	3	4	OT	T
COWBOYS	36	82	93	88	0	299
Opponents	59	49	55	58	0	221

### FIELD GOALS

	7-19	20-29	30-39	40-49	50+
M. Clark	7-8	3-5	6-9	2-5	0-0
COWBOYS	7-8	3-5	6-9	2-5	0-0
Opponents	2-2	4-6	7-9	3-5	1-4

Clark (13),(47M,41M),(19M),(38M,19,10),(19,43),(38,34),(34M),(28,32M,22),(1),(42),(21,12,15),(21B,38,47M,15),(29M,39,31),(35) Opponents: (1),(50M,20,27M),(38,35,43M),(36M),(42,31,28,34),(25,32,22),(19),(40,42,55M,54,20M),(53M,31),(1),(19),(47M),(32M),(37)

### SCORING

	TDR	TDP	TDR1	FG	PAT	S	TP
M. Clark	0	0	0	18/27	35/35	0	89
Hayes	1	10	0	0/0	0/0	0	66
Garrison	3	2	0	0/0	0/0	0	30
Renzel	0	5	0	0/0	0/0	0	30
Thomas	5	0	0	0/0	0/0	0	30
Hill	4	0	0	0/0	0/0	0	24
Reeves	2	0	0	0/0	0/0	0	12
Rucker	0	1	0	0/0	0/0	0	6
Washington	0	0	1a	0/0	0/0	0	6
Welch	1	0	0	0/0	0/0	0	6
COWBOYS	16	18	1	18/27	35/35	0	299
Opponents	10	10	4*	17/26	24/24	0	221

a 100 kickoff return vs. Washington (11/22)  
\* Sharockman 34 punt block return vs. Minnesota (10/18)  
Sharockman 34 interception return vs. Minnesota (10/18)  
Roland 74 punt return vs. St. Louis (11/16)  
Peacock 41 fumble return vs. Houston (12/20)  
+ Reynolds tackled Hayes in end zone vs. Cleveland (12/12)

PASSING	ATT	COMP	YDS	PCT	AVG	TD	PCT TD	INT	PCT INT	LG	SKS/YDS	RATING
Morton	207	102	1,819	49.3	8.78	15	7.2	7	3.4	89	20/166	89.8
Staubach	82	44	542	53.7	6.61	2	2.4	8	9.3	43	19/130	42.9
Reeves	3	1	14	33.3	4.67	0	0.0	1	33.3	14	0/0	9.7
Hill	4	1	12	25.0	3.00	0	0.0	0	0.0	12	0/0	39.6
Renzel	1	1	58	100.0	58.00	1	100.0	0	0.0	58	0/0	158.3
COWBOYS	297	149	2,445	50.2	8.23	18	6.3	16	7.1	89	39/296	75.9
Opponents	399	193	2,226	48.4	5.58	10	5.0	24	5.2	78	41/313	48.9

# 1971 ★ DALLAS COWBOYS STATISTICS ★ 1971

STAFF PLAYERS 2007 SEASON RECORDS PLAYOFF RECORDS 1971 STATISTICS SIDELINES

## FIRST PLACE, NFC EAST HEAD COACH: TOM LANDRY

PRESEASON (6-0)			
Date	W/L Score	Opponent	Aft.
8/6	W 45-21	@ Los Angeles	87,187
8/14	W 36-21	NEW ORLEANS	73,560
8/20	W 16-15	CLEVELAND	69,099
8/26	W 28-20	@ Houston	49,078
9/3	W 27-14	@ Baltimore	22,291
9/11	W 24-17	KANSAS CITY	74,035
REGULAR SEASON (11-3)			
Date	W/L Score	Opponent	Aft.
9/19	W 49-37	@ Buffalo	46,206
9/26	W 42-7	@ Philadelphia	65,358
10/3	L 16-20	WASHINGTON	72,000
10/11	W 20-13	N.Y. GIANTS	68,378
10/17	L 14-24	New Orleans	83,088
10/24	W 44-21	NEW ENGLAND	65,708
10/31	L 19-23	@ Chicago	55,049
11/7	W 16-13	@ St. Louis	50,486
11/14	W 20-7	PHILADELPHIA	60,178
11/21	W 13-0	@ Washington	53,014
11/25	W 28-21	LOS ANGELES	66,595
12/4	W 52-10	N.Y. JETS	66,689
12/12	W 42-14	@ N.Y. Giants	62,815
12/18	W 31-12	ST. LOUIS	66,672

### 1971 DIVISIONAL PLAYOFF

12/25	W 20-12	@ Minnesota	49,100
-------	---------	-------------	--------

### 1971 NFC CHAMPIONSHIP GAME

1/2/72	W 14-3	SAN FRANCISCO	66,311
--------	--------	---------------	--------

### SUPER BOWL VI (New Orleans)

1/16/72	W 24-3	Miami	81,035
---------	--------	-------	--------

TEAM STATISTICS	DALLAS	OPP
FIRST DOWNS	288	200
Rushing	135	59
Passing	144	125
Penalty	9	16
Third Down-Made/Att.	87/183	68/182
Third Down-Efficiency	47.5	37.4
Fourth Down-Made/Att.	2/3	3/16
TOTAL NET YARDS	5,035	3,468
Avg. Per Game	359.6	247.7
Total Plays	905	817
Avg. Per Play	5.6	4.2
NET YARDS RUSHING	2,249	1,144
Avg. Per Game	160.6	81.7
Total Rushes	512	353
Avg. Per Rush	4.4	3.2
NET YARDS PASSING	2,786	2,324
Sacked/Yards Lost	32/251	43/336
Gross Yards	3,037	2,660
Attempts/Completions	361/206	421/209
Pct. of Completions	57.1	49.6
Had Intercepted	14	26
PUNTS/AVERAGE	56/41.6	65/41.5
Net Punting Average	35.0	36.1
PUNT RET./AVG.	31/8.0	26/8.9
KICKOFF RET./AVG.	50/27.5	70/24.0
INT./AVG. RET.	26/15.5	14/21.7
PENALTIES/YARDS	94/952	61/647
FUMBLES/BALL LOST	30/21	40/25
TOUCHDOWNS	50	25
Rushing	25	8
Passing	22	15
Returns	3	2
EXTRA POINTS/ATTEMPTS	50/50	24/25
FIELD GOALS/ATTEMPTS	18/33	16/23

PASSING	ATT	COMP	YDS	PCT	AVG	TD	PCT	PCT	INT	LG	SKS/YDS	RATING
Staubach	211	126	1,882	59.7	8.91	15	7.1	4	1.9	85t	23/175	104.8
Morton	143	78	1,131	54.5	7.91	7	4.9	8	5.6	76t	9/76	73.5
Reeves	5	2	24	40.0	4.80	0	0.0	1	20.0	14	0/0	15.8
D. Thomas	1	0	0	0.0	0.00	0	0.0	0	0.0	0/0	0/0	39.6
Hill	1	0	0	0.0	0.00	0	0.0	1	100.0	0	0/0	0.0
COWBOYS	361	206	3,037	57.1	8.41	22	6.1	14	3.9	85t	32/251	88.8
Opponents	421	209	2,660	49.6	6.32	15	3.6	26	6.2	75t	43/336	55.9

RUSHING	ATT	YDS	AVG	LG	TD
D. Thomas	175	793	4.5	56t	11
Hill	106	468	4.4	17	8
Garrison	127	429	3.4	34	1
Staubach	41	343	8.4	31	2
Reeves	17	79	4.6	22	0
Williams	21	67	3.2	16	1
Welch	14	51	3.6	14	1
Hayes	3	18	6.0	11	0
Morton	4	9	2.3	4	1
Ditka	2	2	1.0	11	0
Alworth	2	-10	-5.0	-4	0
COWBOYS	512	2,249	4.4	56t	25
Opponents	353	1,144	3.2	57t	8

RECEIVING	NO	YDS	AVG	LG	TD
Garrison	40	396	9.9	36	1
Hayes	35	840	24.0	85t	8
Alworth	34	487	14.3	26	2
Ditka	30	360	12.0	29	1
Hill	19	244	12.8	27t	3
Truax	15	232	15.5	25	1
D. Thomas	13	153	11.8	34t	2
Richardson	8	170	21.3	45t	3
Adkins	4	53	13.3	23	0
Williams	3	59	19.7	35	0
Reeves	3	25	8.3	11	0
Rucker	1	19	19.0	19t	1
Welch	1	-1	-1.0	-1	0
COWBOYS	206	3,037	14.7	85t	22
Opponents	209	2,660	12.7	75t	15

INTERCEPTIONS	NO	YDS	AVG	LG	TD
Adlerley	6	182	30.3	46	0
Howley	5	122	24.4	53	0
Renfro	4	11	2.8	7	0
Walters	2	37	18.5	30	0
Green	2	34	17.0	23	0
Edwards	2	0	0.0	0	0
Harris	2	0	0.0	0	0
Lewis	1	0	0.0	0	0
COWBOYS	26	402	15.5	53	0
Opponents	14	304	21.7	60	1

### USUAL STARTERS

WR Bob Hayes	LE Larry Cole
LT Ralph Neely (7)	LT Jethro Pugh
Tony Liscio (5)	RT Bob Lilly
LG John Niland	RE George Andrie
CG Dave Manders	LLB Dave Edwards
RG Blaine Nye	MLB Lee Roy Jordan
RT Rayfield Wright	RLB Chuck Howley
TE Billy Truax (10)	LDB Herb Adlerley
Mike Ditka (4)	RCB Mel Renfro
WR Lance Alworth (11)	SS Cornell Green
Goster Richardson (3)	FS Cliff Harris (11)
QB Roger Staubach (10)	Charlie Walters (3)
Craig Morton (4)	P Ron Widby
RB Duane Thomas (9)	
Calvin Hill (5)	
FB Walt Garrison	
K Mike Clark (11)	
Tony Fritsch (3)	

Pro Bowlers in Bold

PUNTING	NO	YDS	AVG	LG	TB10	LG	BL	NET
Widby	56	2,329	41.6	7	17	59	1	35.0
COWBOYS	56	2,329	41.6	7	17	59	1	35.0
Opp.	65	2,697	41.5	5	17	58	1	36.1

PUNT RETURNS	NO	FC	YDS	AVG	LG	TD
Harris	17	8	129	7.6	35	0
Walters	9	5	109	12.1	42	0
Adkins	4	0	5	1.3	10	0
Hayes	1	0	5	0.2	5	0
Renfro	0	1	0	0.0	0	0
COWBOYS	31	14	248	8.0	42	0
Opponents	26	15	231	8.9	43	0

KICKOFF RETURNS	NO	YDS	AVG	LG	TD
Harris	29	823	28.4	77	0
I. Thomas	7	295	42.1	101t	2
Welch	4	105	26.3	39	0
Ditka	3	30	10.0	20	0
D. Thomas	2	64	32.0	33	0
Walters	1	18	18.0	18	0
Lewis	1	15	15.0	15	0
Hayes	1	14	14.0	14	0
Williams	1	12	12.0	12	0
Renfro	1	0	0.0	0	0
COWBOYS	50	1,376	27.5	101t	2
Opponents	70	1,681	24.0	52	0

### SCORE BY QUARTERS

	1	2	3	4	OT	T
COWBOYS	96	139	72	99	0	406
Opponents	62	59	32	69	0	222

FIELD GOALS	7-19	20-29	30-39	40-49	50+
M. Clark	5-5	4-6	0-1	4-12	0-1
O. Fritsch	1-1	3-3	0-1	1-3	0-0
COWBOYS	6-6	7-9	0-2	5-15	0-1
Opponents	0-0	4-6	9-11	3-6	0-0

Clark: (1), (48M, 42M), (48M, 22.9, 27), (42, 41, 41M), (50M), (16, 17, 45M, 12), (21M, 42M, 29M, 10), (1), (0), (43M, 26, 31M, 48), (1), (47M, 45), (1), (24)

Fritsch: (1), (1), (0), (0), (1), (1), (27, 42M, 14, 26), (23, 41M, 39M, 46), (1), (1), (1), (1)

Opponents: (40, 49M), (1), (25, 32), (35, 20), (36), (1), (44, 38, 35), (1), (47M, 36), (22M), (1), (31M), (35), (35M), (23M, 33, 29, 23, 35, 45M)

SCORING	TDR	TDP	TDPRI	FG	PAT	\$	TP
M. Clark	0	0	0	13/25	47/47	0	86
D. Thomas	11	2	0	0/0	0/0	0	78
Hill	8	3	0	0/0	0/0	0	66
Hayes	0	8	0	0/0	0/0	0	48
Richardson	0	3	0	0/0	0/0	0	18
Fritsch	0	0	0	5/8	2/2	0	17
Alworth	0	2	0	0/0	0/0	0	12
Garrison	1	1	0	0/0	0/0	0	12
Staubach	2	0	0	0/0	0/0	0	12
I. Thomas	0	0	2a	0/0	0/0	0	12
Welch	1	0	0	0/0	0/0	1+	8
Ditka	0	1	0	0/0	0/0	0	6
Lilly	0	0	0	1b	0/0	0	6
Morton	1	0	0	0/0	0/0	0	6
Rucker	0	1	0	0/0	0/0	0	6
Truax	0	1	0	0/0	0/0	0	6
Williams	1	0	0	0/0	0/0	0	6
Reeves	0	0	0	0/0	1/1#	0	1
COWBOYS	25	22	3	18/33	50/50	1	406
Opponents	8	15	2*	16/23	24/24	0	222

a 89 kickoff return vs. Los Angeles (11/25)  
 101 kickoff return vs. N.Y. Jets (12/4)  
 b 7 fumble return vs. Philadelphia (9/26)  
 + tackled Green in end zone vs. Chicago (10/31)  
 # runs left end on bad snap vs. St. Louis (11/7)  
 \* Nelson 101 field goal return vs. Philadelphia (9/2)  
 Athas 37 int. return vs. N.Y. Giants (12/12)

# 1972 ★ DALLAS COWBOYS STATISTICS ★ 1972

## SECOND PLACE, NFC EAST HEAD COACH: TOM LANDRY

PRESEASON (6-1)			
Date	W/L	Score	Opponent
7/28	W	20-7	Colt. All-Stars @ Chi
8/5	W	26-24	HOUSTON
8/12	W	27-13	@ Los Angeles
8/19	W	30-7	@ New Orleans
8/26	W	34-27	N.Y. JETS
9/2	L	10-20	@ Kansas City
9/9	W	16-10	OAKLAND

REGULAR SEASON (10-4)			
Date	W/L	Score	Opponent
9/17	W	29-6	PHILADELPHIA
9/24	W	23-14	@ N.Y. Giants
10/1	L	13-16	@ Green Bay
10/8	W	17-13	PITTSBURGH
10/15	W	21-0	@ Baltimore
10/22	L	20-24	@ Washington
10/30	W	28-24	DETROIT
11/5	W	34-28	@ San Diego
11/12	W	33-24	ST. LOUIS
11/19	W	28-7	@ Philadelphia
11/23	L	10-31	SAN FRANCISCO
12/3	W	27-6	@ St. Louis
12/9	W	34-24	WASHINGTON
12/17	L	3-23	N.Y. Giants

DIVISIONAL PLAYOFF			
12/23	W	30-28	@ San Francisco

NFC CHAMPIONSHIP GAME			
12/31	L	3-26	@ Washington

TEAM STATISTICS		
	DALLAS	OPP
FIRST DOWNS	256	217
Rushing	118	81
Passing	126	113
Penalty	12	23
Third Down-Made/Att.	89/201	78/187
Third Down Efficiency	44.3	41.7
Fourth Down-Made/Att.	5/11	7/15
TOTAL NET YARDS	4,466	3,755
Avg. Per Game	319.0	268.2
Total Plays	897	842
Avg. Per Play	5.0	4.5
NET YARDS RUSHING	2,124	1,515
Avg. Per Game	151.7	108.2
Total Rushes	499	428
Avg. Per Rush	4.3	3.5
NET YARDS PASSING	2,342	2,240
Sacked/Yards Lost	31/238	32/268
Gross Yards	2,580	2,508
Attempts/Completions	367/196	382/187
Pct. of Completions	53.4	49.0
Had Intercepted	23	16
PUNTS/AVERAGE	51/38.2	65/40.6
Net Punting Average	36.2	36.3
PUNT RET./AVG.	28/4.8	15/2.7
KICKOFF RET./AVG.	50/21.6	52/24.5
INT./AVG. RET.	16/13.3	23/13.1
PENALTIES/YARDS	90/841	59/586
FUMBLES/BALL LOST	27/15	40/17
TOUCHDOWNS	36	28
Rushing	17	7
Passing	16	18
Returns	3	3
EXTRA POINTS/ATTEMPTS	36/36	27/28
FIELD GOALS/ATTEMPTS	21/36	15/34

RUSHING	ATT	YDS	AVG	LG	TD
Hill	245	1,036	4.2	26	6
Garrison	167	784	4.7	41	7
Newhouse	28	116	4.1	19	1
Montgomery	35	81	2.3	10	1
Staubach	6	45	7.5	20	0
Morton	8	26	3.3	12	2
Reeves	3	14	4.7	14	0
Neely	1	10	10.0	10	0
Hayes	2	8	4.0	7	0
Fugett	3	2	0.7	9	0
Alworth	1	2	2.0	2	0
<b>COWBOYS</b>	<b>499</b>	<b>2,124</b>	<b>4.3</b>	<b>41</b>	<b>17</b>
<b>Opponents</b>	<b>428</b>	<b>1,515</b>	<b>3.5</b>	<b>34</b>	<b>7</b>

RECEIVING	NO	YDS	AVG	LG	TD
Hill	43	364	8.5	33	3
Garrison	37	390	10.5	26	3
Sellers	31	653	21.1	55	5
Parks	18	298	16.6	38	1
Diika	17	198	11.6	26	1
Hayes	15	200	13.3	29	0
Alworth	15	195	13.0	30	2
Montgomery	8	131	16.4	46	0
Fugett	7	94	13.4	29	0
Truax	4	49	12.3	18	0
Newhouse	1	8	8.0	8	0
<b>COWBOYS</b>	<b>196</b>	<b>2,580</b>	<b>13.2</b>	<b>55</b>	<b>16</b>
<b>Opponents</b>	<b>187</b>	<b>2,508</b>	<b>13.4</b>	<b>94</b>	<b>18</b>

INTERCEPTIONS	NO	YDS	AVG	LG	TD
Waters	6	132	22.0	56	1
Harris	3	40	13.3	23	0
Jordan	2	18	9.0	12	0
Green	2	1	0.5	1	0
Lewis	1	15	15.0	15	0
Howley	1	7	7.0	7	0
Renfro	1	0	0.0	0	0
<b>COWBOYS</b>	<b>16</b>	<b>213</b>	<b>13.3</b>	<b>56</b>	<b>1</b>
<b>Opponents</b>	<b>23</b>	<b>302</b>	<b>13.1</b>	<b>45</b>	<b>1</b>

PUNTING NO	YDS	AVG	TBIN20	LG	BL	NET
Bateman	51	1,949	38.2	3	4	61
<b>COWBOYS</b>	<b>51</b>	<b>1,949</b>	<b>38.2</b>	<b>3</b>	<b>4</b>	<b>61</b>
<b>Opp.</b>	<b>65</b>	<b>2,636</b>	<b>40.6</b>	<b>7</b>	<b>13</b>	<b>63</b>

PUNT RETURNS NO	FC	YDS	AVG	LG	TD
Harris	19	16	78	4.1	21
Waters	9	7	56	6.2	17
<b>COWBOYS</b>	<b>28</b>	<b>23</b>	<b>134</b>	<b>4.8</b>	<b>21</b>
<b>Opponents</b>	<b>15</b>	<b>26</b>	<b>41</b>	<b>2.7</b>	<b>14</b>

KICKOFF RETURNS NO	YDS	AVG	LG	TD
Harris	26	615	23.7	44
Newhouse	18	382	21.2	30
Thomas	2	50	25.0	30
Waters	2	18	9.0	18
Montgomery	1	15	15.0	15
Fugett	1	0	0.0	0
<b>COWBOYS</b>	<b>50</b>	<b>1,080</b>	<b>21.6</b>	<b>44</b>
<b>Opponents</b>	<b>15</b>	<b>1,272</b>	<b>24.5</b>	<b>55</b>

SCORE BY QUARTERS	1	2	3	4	OT	T
COWBOYS	83	101	76	59	0	319
Opponents	25	86	50	79	0	240

FIELD GOALS	6-15	20-29	30-39	40-49	50+
Fritsch	7-6	5-5	3-6	5-13	2-6
<b>COWBOYS</b>	<b>6-6</b>	<b>5-5</b>	<b>3-6</b>	<b>5-13</b>	<b>2-6</b>
<b>Opponents</b>	<b>3-4</b>	<b>4-7</b>	<b>4-5</b>	<b>4-15</b>	<b>0-3</b>

SCORING	TDR	TDP	TDR1	FG	PAT	S	TP
Fritsch	0	0	0	21/36	36/36	0	99
Garrison	7	3	0	0/0	0/0	0	60
Hill	6	3	0	0/0	0/0	0	54
Sellers	0	5	0	0/0	0/0	0	30
Montgomery 1	1	1	1a	0/0	0/0	0	18
Alworth	0	2	0	0/0	0/0	0	12
Morton	2	0	0	0/0	0/0	0	12
Diika	0	1	0	0/0	0/0	0	6
Newhouse	1	0	0	0/0	0/0	0	6
Niland	0	0	1b	0/0	0/0	0	6
Parks	0	1	0	0/0	0/0	0	6
Waters	0	0	1c	0/0	0/0	0	6
<b>COWBOYS</b>	<b>17</b>	<b>16</b>	<b>3</b>	<b>21/36</b>	<b>36/36</b>	<b>2+319</b>	
<b>Opponents</b>	<b>7</b>	<b>18</b>	<b>3*</b>	<b>15/34</b>	<b>27/28</b>	<b>0</b>	<b>240</b>

a 54 fumble return vs. San Diego (11/5)  
 b fumble recovery in endzone vs. Philadelphia (11/19)  
 c 28 interception return vs. St. Louis (11/12)  
 + Bradley tackled in end zone vs. Philadelphia (11/19)  
 Smith centered out of end zone vs. Philadelphia (11/19)  
 \* Blount 35 fumble return vs. Pittsburgh (10/8)  
 Vanderbundt 73 fumble return vs. San Francisco (11/23)  
 Vanderbundt 21 interception return vs. San Francisco (11/23)

USUAL STARTERS			
WR Ron Sellers (8)	LE Larry Cole (7)		
Bob Hayes (6)	Tody Smith (6)		
LT Ralph Neely	LT Jethro Pugh		
LG <b>John Niland</b>	RT <b>Bob Lilly</b>		
C Dave Manders	RE Pat Toomy		
RG Blaine Nye	LLB Dave Edwards		
RT <b>Rayfield Wright</b>	MLB Lee Roy Jordan		
TE Mike Ditka	RLB Chuck Howley		
WR Lance Alworth (7)	LCB Herb Addlerley		
Billy Parks (7)	<b>RCB Mel Renfro</b>		
QB Craig Morton	SS <b>Cornell Green</b>		
RB Calvin Hill	FB Cliff Harris		
FB <b>Walt Garrison</b>	P Marv Bateman		
K Tony Fritsch			

*Pro Bowlers in Bold*

PASSING	ATT	COMP	YDS	PCT	AVG	ATT	TD	PCT	INT	PCT	INT	LG	SKS/YDS	RATING
Morton	339	185	2,396	54.6	7.07	15	4.4	21	6.2	46	23/179	65.9		
Staubach	20	9	98	45.0	4.90	0	0.0	2	10.0	21	8/59	20.4		
Hill	3	1	55	33.3	18.33	1	33.0	0	0.0	55	0/0	121.5		
Montgomery	3	1	31	33.3	10.33	0	0.0	0	0.0	31	0/0	72.9		
Reeves	2	0	0	0.0	0.00	0	0.0	0	0.0	0	0/0	39.6		
<b>COWBOYS</b>	<b>367</b>	<b>196</b>	<b>2,580</b>	<b>53.4</b>	<b>7.03</b>	<b>16</b>	<b>4.4</b>	<b>23</b>	<b>6.3</b>	<b>55</b>	<b>31/238</b>	<b>64.3</b>		
<b>Opponents</b>	<b>382</b>	<b>187</b>	<b>2,508</b>	<b>49.0</b>	<b>6.57</b>	<b>18</b>	<b>4.7</b>	<b>16</b>	<b>4.2</b>	<b>94</b>	<b>32/268</b>	<b>68.5</b>		

# 1973 ★ DALLAS COWBOYS STATISTICS ★ 1973

STAFF PLAYERS 2007 SEASON RECORDS PLAYOFF RECORDS 1973 STATISTICS SIDELINES

**FIRST PLACE, NFC EAST  
HEAD COACH: TOM LANDRY**

**PRESEASON (4-2)**

Date	W/L	Score	Opponent	Att.
8/3	W	24-7	@ Los Angeles	75,461
8/11	L	26-27	@ Oakland	53,723
8/18	W	24-14	NEW ORLEANS	61,022
8/23	L	24-27	@ Houston	46,942
9/1	W	27-16	KANSAS CITY	57,468
9/6	W	26-23	MIAMI	61,378

**REGULAR SEASON (10-4)**

Date	W/L	Score	Opponent	Att.
9/16	W	20-17	@ Chicago	55,701
9/24	W	40-3	NEW ORLEANS	53,972
9/30	W	45-10	ST. LOUIS	64,815
10/8	L	7-14	@ Washington	54,314
10/14	L	31-37	@ Los Angeles	81,428
10/21	W	45-28	N.Y. GIANTS	64,898
10/28	L	16-30	@ Philadelphia	65,954
11/4	W	38-10	CINCINNATI	58,802
11/11	W	23-10	@ N.Y. Giants	70,128
11/18	W	31-10	PHILADELPHIA	61,985
11/22	L	7-14	MIAMI	64,100
12/2	W	22-10	@ Denver	51,708
12/9	W	27-7	WASHINGTON	64,456
12/16	W	30-3	@ St. Louis	43,946

**1973 DIVISIONAL PLAYOFF**

12/23	W	27-16	LOS ANGELES	64,291
-------	---	-------	-------------	--------

**1973 NFC CHAMPIONSHIP GAME**

12/30	L	10-27	MINNESOTA	64,524
-------	---	-------	-----------	--------

**TEAM STATISTICS**

	DALLAS	OPP
FIRST DOWNS	281	208
Rushing	139	83
Passing	127	106
Penalty	15	19
Third Down-Made/Att.	77/203	67/201
Third Down Efficiency	37.9	33.3
Fourth Down-Made/Att.	9/13	4/9
TOTAL NET YARDS	4,751	3,466
Avg. Per Game	339.4	247.6
Total Plays	906	827
Avg. Per Play	5.2	4.2
NET YARDS RUSHING	2,418	1,471
Avg. Per Game	172.7	105.1
Total Rushes	542	435
Avg. Per Rush	4.5	3.4
NET YARDS PASSING	2,333	1,995
Sacked/Yards Lost	43/269	40/306
Gross Yards	2,602	2,301
Attempts/Completions	321/192	352/187
Pct. of Completions	59.8	53.1
Had Intercepted	16	18
PUNTS/AVERAGE	59/41.5	70/39.4
Net Punting Average	37.9	34.9
PUNT RET./AVG.	28/6.2	29/5.2
KICKOFF RET./AVG.	32/22.4	53/24.9
INT./AVG. RET.	18/16.7	16/9.4
PENALTIES/YARDS	83/762	52/516
FUMBLES/BALL LOST	25/12	44/23
TOUCHDOWNS	46	23
Rushing	17	5
Passing	26	15
Returns	3	3
EXTRA POINTS/ATTEMPTS	45/46	23/23
FIELD GOALS/ATTEMPTS	19/30	14/30

**PASSING**

	ATT	COMP	YDS	PCT	AVG	TD	PCT	INT	PCT	LG	SKS/YDS	RATING
Staubach	286	179	2,428	62.6	8.49	23	8.0	15	5.2	53	43/269	94.6
Morton	32	13	174	40.6	5.44	3	9.4	1	3.1	53t	0/0	77.0
Montgomery	1	0	0	0.0	0.00	0	0.0	0	0.0	0	0/0	0.0
Hill	1	0	0	0.0	0.00	0	0.0	0	0.0	0	0/0	0.0
Garrison	1	0	0	0.0	0.00	0	0.0	0	0.0	0	0/0	0.0
COWBOYS	321	192	2,602	59.8	8.11	26	8.1	16	4.9	53t	43/269	92.3
Opponents	352	187	2,301	53.1	6.54	15	4.2	18	5.1	80t	40/306	66.3

**RUSHING**

	ATT	YDS	AVG	LG	TD
Hill	273	1,142	4.2	21	6
Garrison	105	440	4.2	33	6
Newhouse	84	436	5.2	54	1
Staubach	46	250	5.4	18	3
Strayhorn	11	62	5.6	24	1
Fugett	1	34	34.0	34	0
Stowe	3	28	9.3	14	0
Robinson	2	17	8.5	11	0
Pinder	12	15	1.3	5	0
DuPree	2	2	1.0	6	0
Richards	1	2	2.0	2	0
Morton	1	0	0.0	0	0
Montgomery	1	-10	-10.0	-10	0
COWBOYS	542	2,418	4.5	54	17
Opponents	435	1,471	3.4	25	5

**RECEIVING**

	NO	YDS	AVG	LG	TD
Hill	32	290	9.1	29	0
DuPree	29	392	13.5	40	5
Garrison	26	273	10.5	53	2
Stowe	23	389	16.9	45	6
Pearson	22	388	17.6	40	5
Hayes	22	360	16.4	47	3
Montgomery	14	164	11.7	32	3
Fugett	9	168	18.7	48	3
Newhouse	9	87	9.7	38	1
Richards	6	91	15.2	53t	1
COWBOYS	192	2,602	13.6	53t	26
Opponents	187	2,301	12.3	80t	15

**INTERCEPTIONS**

	NO	YDS	AVG	LG	TD
Jordan	6	78	13.0	31t	1
Waters	5	112	22.4	44	0
Renfro	2	65	32.5	35	1
Harris	2	9	4.5	5	0
Toomay	1	35	35.0	35	0
B. Barnes	1	1	1.0	1	0
Washington	1	0	0.0	0	0
COWBOYS	18	300	16.7	44	2
Opponents	16	151	9.4	29	1

**PUNTING**

	NO	YDS	AVG	TBN20	LG	BL	NET	
Bateman	55	2,290	41.6	3	4	62	2	36.2
Montgomery	4	158	39.5	0	0	48	0	38.3
COWBOYS	59	2,448	41.5	3	4	62	2	37.9
Opp.	70	2,756	39.4	7	12	78	2	34.9

**PUNT RETURNS**

	NO	FC	YDS	AVG	LG	TD
Richards	21	18	139	6.6	46	0
Harris	3	3	20	6.7	12	0
Pearson	2	0	13	6.5	13	0
Montgomery	2	0	2	1.0	3	0
COWBOYS	28	21	174	6.2	46	0
Opponents	29	7	152	5.2	59t	1

**KICKOFF RETURNS**

	NO	YDS	AVG	LG	TD
Pearson	7	155	22.1	26	0
Montgomery	6	175	29.2	63	0
Harris	6	148	24.7	33	0
Robinson	4	86	21.5	28	0
Newhouse	3	62	20.7	26	0
Richards	3	44	14.7	20	0
Strayhorn	2	44	22.0	25	0
Walton	1	11	11.0	11	0
Washington	1	0	0.0	0	0
COWBOYS	33	725	22.0	63	0
Opponents	53	1,310	24.9	53	0

**SCORE BY QUARTERS**

	1	2	3	4	OT	T
COWBOYS	73	108	79	122	0	382
Opponents	47	64	33	59	0	203

**FIELD GOALS**

	7-19	20-29	30-39	40-49	50+
Fritsch	10-10	6-7	2-6	0-3	0-2
Clark	0-0	0-1	1-1	0-0	0-0
COWBOYS	10-10	6-8	3-7	0-3	0-2
Opponents	4-5	3-7	6-10	1-6	0-2

Fritsch: (25,368,11),(27),(24),(398,388),(8),(18), (1),(34,43M),(13,37,17),(23),(49M,42M), (55M,53M,21,18),(30M,9,27),(18,13,26M,17)

Clark: (1,0,0,0,0,0),(33,23B),(0,0,0,0,0,0,0,0) Opponents: (33),(9,38M,17B),(16,52M),(53B,44,30),(49M,27,37,35),(1),(7,21M,37B,35,32),(29),(43),(17,48M),(41B),(29),(23M,28M,37M),(33,49M)

**SCORING**

	TDP	TDR	TDR1	FG	PAT	S	TP
Fritsch	0	0	0	18/28	43/43	0	97
Garrison	6	2	0	0/0	0/0	0	48
Hill	6	0	0	0/0	0/0	0	36
Stowe	0	6	0	0/0	0/0	0	36
Dupree	0	5	0	0/0	0/0	0	30
Hayes	0	3	0	0/0	0/0	0	18
Staubach	3	0	0	0/0	0/0	0	18
Fugett	0	3	0	0/0	0/0	0	18
Montgomery	0	3	0	0/0	0/0	0	18
Newhouse	1	1	0	0/0	0/0	0	12
Pearson	0	2	0	0/0	0/0	0	12
Lewis	0	0	1a	0/0	0/0	0	6
Jordan	0	0	1b	0/0	0/0	0	6
Richards	0	1	0	0/0	0/0	0	6
Strayhorn	1	0	0	0/0	0/0	0	6
Renfro	0	0	1c	0/0	0/0	0	6
Clark	0	0	0	1/2	1/2	0	4
Bateman	0	0	0	0/0	1/1	0	1
COWBOYS	17	26	3	19/30	45/46	2+	382
Opponents	5	15	3*	14/30	23/23	0	203

a blocked punt recovery in end zone vs. N.Y. Giants (10/21)

b 31 interception return vs. Cincinnati (11/4)  
c 30 interception return vs. L.A. Rams (10/14)

+ Barnes tackled O'Neal in end zone on punt vs. New Orleans (9/24)  
Barnes tackled Van Heusen in end zone vs. Denver (12/2)

\* Hill 59 punt return vs. Chicago (9/16)  
Owens 26 interception return vs. Washington (10/8)  
Stone 2 blocked punt return vs. Washington (12/9)

**USUAL STARTERS**

WR Bob Hayes	LE Larry Cole
LT Ralph Neely	LT Jethro Pugh
LG John Niland	RT Bob Lilly
C John Fitzgerald	RE Pat Toomay
RG Blaine Nye	LLB Dave Edwards
RB Rayfield Wright	MLB Lee Roy Jordan
TE Billy Joe DuPree	RLB D.D. Lewis
WR Otto Stove (7)	LCB Charlie Waters
Drew Pearson (6)	RCB Mel Renfro
QB Roger Staubach	SS Cornell Green
RB Calvin Hill	FS Cliff Harris
FB Walt Garrison (6)	P Marv Bateman
Robert Newhouse (6)	
K Tony Fritsch	<i>Pro Bowlers in Bold</i>

## 1974 ★ DALLAS COWBOYS STATISTICS ★ 1974

THIRD PLACE, NFC EAST  
HEAD COACH: TOM LANDRY

## PRESEASON (3-3)

Date	W/L	Score	Opponent	Att.
8/3	L	7-27	@ Oakland	41,049
8/10	W	13-6	@ Los Angeles	46,468
8/17	W	19-13	HOUSTON (OT)	53,148
8/24	L	7-16	@ New Orleans	56,563
8/31	W	25-16	KANSAS CITY	43,492
9/5	L	15-41	PITTSBURGH	43,900

## REGULAR SEASON (8-6)

Date	W/L	Score	Opponent	Att.
9/15	W	24-0	@ Atlanta	52,322
9/23	L	10-13	@ Philadelphia	64,088
9/29	L	6-14	N.Y. GIANTS	45,841
10/6	L	21-23	MINNESOTA	57,847
10/13	L	28-31	@ St. Louis	49,885
10/20	W	31-24	PHILADELPHIA	43,586
10/27	W	21-7	@ N.Y. Giants	61,918
11/3	W	17-14	ST. LOUIS	64,146
11/10	W	20-14	SAN FRANCISCO	50,018
11/17	L	21-28	@ Washington	54,395
11/24	W	10-0	@ Houston	49,775
11/28	W	24-23	WASHINGTON	63,243
12/7	W	41-17	CLEVELAND	48,754
12/14	L	23-27	@ Oakland	45,850

## TEAM STATISTICS

	DALLAS	OPP
FIRST DOWNS	295	199
Rushing	147	63
Passing	129	110
Penalty	19	26
Third Down-Made/Att.	84/205	69/207
Third Down Efficiency	41.0	33.3
Fourth Down-Made/Att.	8/16	3/10
TOTAL NET YARDS	4,983	3,463
Avg. Per Game	355.9	247.4
Total Plays	974	803
Avg. Per Play	5.1	4.3
NET YARDS RUSHING	2,454	1,344
Avg. Per Game	175.3	96.0
Total Rushes	542	417
Avg. Per Rush	4.5	3.2
NET YARDS PASSING	2,529	2,119
Sacked/Yards Lost	47/327	37/332
Gross Yards	2,856	2,451
Attempts/Completions	385/206	349/178
Pct. of Completions	53.5	51.0
Had Intercepted	15	13
POINTS/AVERAGE	73/38.5	93/39.9
Net Punting Average	31.3	32.4
PUNT RET./AVG.	62/9.2	31/11.1
KICKOFF RET./AVG.	49/21.9	61/19.6
INT./AVG. RET.	13/8.5	15/6.2
PENALTIES/YARDS	86/703	69/657
FUMBLES/BALL LOST	31/16	31/13
TOUCHDOWNS	38	28
Rushing	22	8
Passing	14	17
Returns	2	3
EXTRA POINTS/ATTEMPTS	37/38	28/28
FIELD GOALS/ATTEMPTS	10/21	13/21

RUSHING	ATT	YDS	AVG	LG	TD
Hill	185	844	4.6	27	7
Newhouse	124	501	4.0	23	3
Garrison	113	429	3.8	18	5
Staubach	47	320	6.8	29	3
Young	33	205	6.2	53	0
Strayhorn	11	66	6.0	24	0
Dennison	16	52	3.3	14	4
DuPree	4	43	10.8	20	0
Waters	1	6	6.0	6	0
Pearson	3	6	2.0	22	0
Richards	1	-5	-5.0	-5	0
Longley	4	-13	-3.2	1	0

COWBOYS	542	2,454	4.5	53	22
Opponents	417	1,344	3.2	22	8

RECEIVING	NO	YDS	AVG	LG	TD
Pearson	62	1,087	17.5	50t	2
Garrison	34	253	7.4	30	1
DuPree	29	466	16.1	42t	4
Richards	26	467	18.0	58t	5
Hill	12	134	11.2	39	0
Young	11	73	6.6	14	0
Newhouse	9	67	7.4	21	0
Hayes	7	118	16.9	35t	1
Houston	6	72	12.0	19	0
Fugett	4	60	15.0	24t	1
Dennison	2	23	11.5	13	0
Strayhorn	2	12	6.0	10	0
Barnes	1	37	37.0	37	0
Staubach	1	-13	-13.0	-13	0

COWBOYS	206	2,856	13.9	58t	14
Opponents	178	2,451	13.8	81	17

INTERCEPTIONS	NO	YDS	AVG	LG	TD
Harris	3	8	2.7	8	0
Lewis	2	45	22.5	27	0
Waters	2	26	13.0	24	0
Jordan	2	23	11.5	13	0
Green	2	2	1.0	2	0
Renfro	1	6	6.0	6	0
Washington	1	0	0.0	0	0

COWBOYS	13	110	8.5	27	0
Opponents	15	93	6.2	29	0

PUNTING	NO	YDS	AVG	TB/IN20	LG	BL	NET
Carrell	40	1,591	39.8	5	15	59	0 31.4
Bateman	33	1,218	36.9	4	11	55	0 31.2

COWBOYS	73	2,809	38.5	9	26	59	0 31.3
Opp.	93	3,713	39.9	11	27	69	1 32.4

PUNT RETURNS	NO	FC	YDS	AVG	LG	TD
Harris	26	2	193	7.4	19	0
Morgan	19	0	287	15.1	98t	1
Richards	13	4	74	5.7	15	0
Hayes	2	0	11	5.5	6	0
Waters	1	0	8	8.0	8	0
Renfro	1	1	0	0.0	0	0

COWBOYS	62	7	573	9.2	98t	1
Opponents	31	10	343	11.1	58t	1

KICKOFF RETURNS	NO	YDS	AVG	LG	TD
Morgan	35	823	23.5	43	0
Young	8	161	20.1	35	0
Dennison	3	54	18.0	27	0
Strayhorn	2	19	9.5	18	0
Harris	1	14	14.0	14	0

COWBOYS	49	1,071	21.9	43	0
Opponents	61	1,194	19.6	58	0

PASSING	ATT	COMP	YDS	PCT	AVG	TD	PCT	PCT	PCT	LG	SKS/YDS	RATING
Staubach	360	190	2,552	52.8	7.09	11	3.1	15	4.2	58t	45/309	68.5
Longley	21	12	209	57.1	9.95	2	9.5	0	0.0	50t	2/18	77.0
Pearson	1	1	46	100.0	46.00	1	100.0	0	0.0	46t	0/0	158.3
Carrell	1	1	37	100.0	37.00	0	0.0	0	0.0	37	0/0	118.8
Morton	2	2	12	100.0	6.00	0	0.0	0	0.0	15	0/0	91.7

COWBOYS	385	206	2,856	53.5	7.42	14	3.6	15	3.9	58t <td>47/327</td> <td>66.8</td>	47/327	66.8
Opponents	349	1787	2,451	51.0	7.02	17	4.9	13	3.7	81	37/332	74.7

SCORE BY QUARTERS	1	2	3	4	OT	T
COWBOYS	64	65	72	96	0	297
Opponents	23	120	63	29	0	235

FIELD GOALS	11-19	20-29	30-39	40-49	50+
Herrera	1-1	5-5	2-4	0-2	0-1
Perchal	0-0	1-1	1-4	0-3	0-0

COWBOYS	1-1	6-6	3-8	0-5	0-1
Opponents	0-0	2-5	8-11	3-4	0-1

Perchal: (33,32M,45M),(37M,48B,26,48M),(32M), (0,0,0,0,0,0,0,0,0,0)

Herrera: (0,0,0,0,0,51M,29),(32M),(20),(30,27), (33M),(25),(24),(39,19,41B),(46)

Opponents: (1),(33,45),(40M,39M),(46,30,27), (31),(39),(24M),(1),(29M),(1),(39M), (45,34,50M,39,24B),(28),(31,34B,39)

SCORING	TDR	TD	TPR	FG	PAT	S	TP
Herrera	0	0	0	8/13	33/33	0	57
Hill	7	0	0	0/0	0/0	0	42
Garrison	5	1	0	0/0	0/0	0	36
Richards	0	5	0	0/0	0/0	0	30
DuPree	0	4	0	0/0	0/0	0	24
Dennison	4	0	0	0/0	0/0	0	24
Staubach	3	0	0	0/0	0/0	0	18
Newhouse	3	0	0	0/0	0/0	0	18
Pearson	0	2	1a	0/0	0/0	0	18
Perchal	0	0	0	2/8	4/5	0	10
Hayes	0	1	0	0/0	0/0	0	6
Morgan	0	0	1b	0/0	0/0	0	6
Fugett	0	1	0	0/0	0/0	0	6

COWBOYS 22 14 2 10/21 37/38 0 297  
Opponents 8 17 3\* 13/21 28/28 0 235

a Recovered fumble in end zone vs.Oakland (12/14)

b 97 punt return vs. St. Louis (10/13)

\* Lavender 96 fumble return vs. Philadelphia (9/23)

Hilton 71 fumble return vs. N.Y. Giants (10/27)  
Houston 58 punt return vs. Washington (11/17)

## USUAL STARTERS

WR Golden Richards	LE Larry Cole
LT Ralph Neely	LT Jetfro Pugh
LG John Mikand	RT Bob Lilly
C John Fitzgerald	RE Pat Toomay
RG Blaine Nye	LLB Dave Edwards
RT Rayfield Wright	MLB Lee Roy Jordan
TE Billy Joe DuPree	RLB D.D. Lewis
WR Drew Pearson	LCB Charlie Waters (7)
QB Roger Staubach	Mark Washington (6)
RB Calvin Hill	RCB Mel Renfro (11)
FB Walt Garrison	Benny Barnes (3)
K Efen Herrera (9)	SS Cornell Green
Mac Percival (3)	FS Cliff Harris
	P Marv Bateman (7)
	Duane Carrell (7)

Pro Bowlers in Bold

# 1975 ★ DALLAS COWBOYS STATISTICS ★ 1975

## SECOND PLACE NFC EAST HEAD COACH: TOM LANDRY

### PRESEASON (2-4)

Date	W/L	Score	Opponent	Att.
8/9	L	7-35	@ Los Angeles	62,843
8/18	L	20-26	@ Kansas City	35,630
8/23	L	13-16	MINNESOTA	45,395
8/30	W	17-14	@ Houston	46,951
9/5	L	20-31	OAKLAND	39,562
9/13	W	17-16	PITTSBURGH	43,186

### REGULAR SEASON (10-4)

9/21	W	17-7	LOS ANGELES	49,091
9/28	W	37-31	ST. LOUIS (OT)	52,417
10/6	W	36-10	@ Detroit	79,784
10/12	W	13-7	@ N.Y. Giants	56,511
10/19	L	17-19	GREEN BAY	64,934
10/26	W	20-17	@ Philadelphia	64,889
11/2	L	24-30	@ Wash. (OT)	55,004
11/10	L	31-34	KANSAS CITY	63,539
11/16	W	34-31	@ New England	60,905
11/23	W	27-17	PHILADELPHIA	57,893
11/30	W	14-3	N.Y. GIANTS	53,329
12/7	L	17-31	@ St. Louis	49,701
12/13	W	31-10	WASHINGTON	61,091
12/21	W	31-21	@ N.Y. Jets	37,279

### 1975 DIVISIONAL PLAYOFF

12/28	W	17-14	@ Minnesota	84,341
-------	---	-------	-------------	--------

### 1975 NFC CHAMPIONSHIP GAME

1/4/76	W	37-7	@ Los Angeles	84,483
--------	---	------	---------------	--------

### SUPER BOWL X (Miami)

1/18/76	L	17-21	Pittsburgh	80,187
---------	---	-------	------------	--------

### TEAM STATISTICS

	DALLAS	OPP
FIRST DOWNS	288	234
Rushing	132	100
Passing	142	113
Penalty	14	21
Third Down-Made/Att	97/218	84/211
Third Down Efficiency	44.4	39.8
Fourth Down-Made/Att	4/10	6/11
TOTAL NET YARDS	5,025	3,739
Avg. Per Game	358.9	267.1
Total Plays	966	888
Avg. Per Play	5.1	4.2
NET YARDS RUSHING	2,432	1,699
Avg. Per Game	173.7	121.4
Total Rushes	571	474
Avg. Per Rush	4.3	3.6
NET YARDS PASSING	2,593	2,040
Sacked/Yards Lost	39/242	41/288
Gross Yards	2,835	2,328
Attempts/Completions	376/207	373/162
Pct. of Completions	55.1	43.4
Had Intercepted	17	25
NETS/AVERAGE	68/39.4	82/39.6
Net Punting Average	33.2	34.1
PUNT RET./AVG.	32/9.8	37/7.1
KICKOFF RET./AVG.	54/21.4	66/23.9
INT./AVG. RET.	25/13.8	17/11.9
PENALTIES/YARDS	94/715	63/639
FUMBLES/BALL LOST	25/18	43/19
TOUCHDOWNS	41	33
Rushing	17	13
Passing	19	19
Returns	5	1
EXTRA POINTS/ATTEMPTS	38/40	31/32
FIELD GOALS/ATTEMPTS	22/35	13/18

RUSHING	ATT	YDS	AVG	LG	TD
Newhouse	209	930	4.4	29	2
P. Pearson	133	509	3.8	32	2
Dennison	111	383	3.5	27	7
Staubach	55	316	5.7	17	4
Young	50	225	4.5	29	2
Richards	3	18	6.0	11	0
Hoopes	1	13	13.0	13	0
Longley	3	12	4.0	7	0
D. Pearson	1	11	11.0	11	0
Laidlaw	3	10	3.3	10	0
DuPree	1	3	3.0	3	0
Fugett	1	2	2.0	2	0
COWBOYS	571	2,432	4.3	32	17
Opponents	474	1,699	3.6	39	13

RECEIVING	NO	YDS	AVG	LG	TD
D. Pearson	46	822	17.9	46t	8
Fugett	38	488	12.8	54t	3
Newhouse	34	275	8.1	23	0
P. Pearson	27	351	13.0	49	4
Richards	21	451	21.5	62	2
Young	18	184	10.2	42t	1
Laidlaw	11	100	9.1	25	0
DuPree	9	138	15.3	28	1
Dennison	2	5	2.5	4	0
Breunig	1	21	21.0	21	0
COWBOYS	207	2,835	13.7	62	19
Opponents	162	2,318	14.3	80t	19

INTERCEPTIONS	NO	YDS	AVG	LG	TD
Jordan	6	80	13.3	38	0
Renfro	4	70	17.5	22	0
Washington	4	26	6.5	23	0
Harris	3	58	19.3	27t	1
Waters	3	55	18.3	35	1
Hughes	2	33	16.5	33t	1
Peterson	1	19	19.0	19	0
Gregory	1	3	3.0	3	0
Jones	1	2	2.0	2	0
COWBOYS	25	346	13.8	38	3
Opponents	17	203	11.9	31	0

PUNTING	NO	YDS	AVG	TBIN20	LG	BL	NET
Hoopes	68	2,676	39.4	8	15	55	1 33.2
COWBOYS	68	2,676	39.4	8	15	55	1 33.2
Opp.	82	3,247	39.6	7	20	64	1 34.1

PUNT RETURNS	NO	FC	YDS	AVG	LG	TD
Richards	28	13	288	10.3	43t	1
Woolsey	4	2	25	6.3	15	0
COWBOYS	32	15	313	9.8	43t	1
Opponents	37	8	261	7.1	34	0

KICKOFF RETURNS	NO	YDS	AVG	LG	TD
P. Pearson	16	391	24.4	42	0
Dennison	13	262	20.2	27	0
Woolsey	12	247	20.6	29	0
Henderson	4	130	32.5	97t	1
Young	3	54	18.0	29	0
P. Howard	2	51	25.5	31	0
Breunig	2	13	6.5	7	0
Peterson	1	10	10.0	10	0
Waters	1	0	0.0	0	0
COWBOYS	54	1,158	21.4	97t	1
Opponents	66	1,578	23.9	73	0

PASSING	ATT	COMP	YDS	PCT	AVG	TD	PCT	PCT	LG	SKS/YDS	RATING
Staubach	348	198	2,666	56.9	7.66	17	4.9	16	4.6	62	36/213 78.6
Longley	23	7	102	30.4	4.43	1	4.3	1	4.5	23	3/29 42.3
Newhouse	2	1	46	50.0	23.00	1	50.0	0	0.0	26t	0/0 95.8
Hoopes	3	1	21	33.3	7.00	0	0.0	0	0.0	21	0/0 59.0
COWBOYS	376	207	2,835	55.1	7.54	19	5.1	17	4.5	62	39/242 77.7
Opponents	373	162	2,328	43.4	6.24	19	5.1	25	6.7	80t	41/288 53.4

SCORE BY	1	2	3	4	OT	T
QUARTERS	36	115	88	105	6	350
COWBOYS	57	68	51	86	6	268
Opponents	11	29	30	39	40	49
FIELD GOALS	11-19	20-29	30-39	40-49	50+	
Fritsch	2-2	13-14	4-9	3-9	0-1	
COWBOYS	2-2	13-14	4-9	3-9	0-1	
Opponents	0-0	8-10	1-1	3-5	1-2	

Fritsch: (32M,25,28M,39,19,31) (40,45B,39M), (21,20,39), (24,22,32M), (50M,24), (20,49M, 41M,42) (33,43M,38M) (42B,21), (43,26), (26,45M,20), (37M), (23), (19), (22)

Opponents: (1), (28), (21), (1), (24,29), (28), (43,29M, 45M), (51,44,54B), (29), (49M,23,22B), (35), (27), (48), (1)

SCORING	TDR	TD	TOP	TDRI	FG	PAT	S	TP
Fritsch	0	0	0	22/35	38/40	0	104	
D. Pearson	0	8	0	0/0	0/0	0	48	
Dennison	7	0	0	0/0	0/0	0	42	
Richards	0	4	1a	0/0	0/0	0	30	
P. Pearson	2	2	0	0/0	0/0	0	24	
Staubach	4	0	0	0/0	0/0	0	24	
Fugett	0	3	0	0/0	0/0	0	18	
Young	2	1	0	0/0	0/0	0	18	
Newhouse	2	0	0	0/0	0/0	0	12	
DuPree	0	1	0	0/0	0/0	0	6	
Harris	0	0	1b	0/0	0/0	0	6	
Henderson	0	0	1c	0/0	0/0	0	6	
Hughes	0	0	1d	0/0	0/0	0	6	
Waters	0	0	1e	0/0	0/0	0	6	
COWBOYS	17	19	5	22/35	38/40	0	350	
Opponents	13	19	1*	13/18	31/32	0	268	

a 43 punt return vs. Philadelphia (10/26)  
 b 27 interception return vs. Washington (11/2)  
 c 97 kickoff return vs. St. Louis (9/28)  
 d 33 interception return vs. N.Y. Jets (12/21)  
 e 20 interception return vs. Washington (12/13)  
 \* Matuszak fumble recovery in end zone vs. Kansas City (11/10)

### USUAL STARTERS

WR Golden Richards	LE Ed Jones
LT Ralph Neely	LT Jetfro Pugh
LG Burton Lawless (10)	RT Larry Cole (8)
Herb Scott (4)	Bill Gregory (6)
C John Fitzgerald	RE Harvey Martin
RG Blaine Nye	LLB Dave Edwards
RT Rayfield Wright	MLB Lee Roy Jordan
TE Jean Fugett (9)	RLB O.D. Lewis
Billy Joe DuPree (5)	LCB Mark Washington
WR Drew Pearson	RCB Mel Renfro
QB Roger Staubach	SS Charlie Waters
RB Preston Pearson (10)	FS Cliff Harris
Doug Dennison (3)	P Mitch Hoopes
FB Robert Newhouse	
K Tony Fritsch	

*Pro Bowlers in Bold*

# 1976 ★ DALLAS COWBOYS STATISTICS ★ 1976

### FIRST PLACE NFC EAST HEAD COACH: TOM LANDRY

#### PRESEASON (3-3)

Date	W/L	Score	Opponent	Att.
7/31	L	14-17	@ Oakland	52,391
8/7	L	14-26	@ Los Angeles	60,158
8/14	L	9-13	DENVER	54,567
8/21	W	36-16	Detroit @ Memphis	30,340
8/28	W	20-10	PITTSBURGH	64,264
9/4	W	26-20	HOUSTON (OT)	58,844

#### REGULAR SEASON (11-3)

9/12	W	27-7	PHILADELPHIA	54,052
9/19	W	24-6	@ New Orleans	61,413
9/26	W	30-27	BALTIMORE	64,237
10/3	W	28-13	@ Seattle	62,027
10/10	W	24-14	@ N. Y. Giants	76,042
10/17	L	17-21	@ St. Louis	50,317
10/24	W	31-21	CHICAGO	61,346
10/31	W	20-7	@ Washington	55,004
11/7	W	9-3	N.Y. GIANTS	58,870
11/15	W	17-10	BUFFALO	51,779
11/21	L	10-17	@ Atlanta	54,992
11/25	W	19-14	ST. LOUIS	62,498
12/5	W	26-7	@ Philadelphia	55,072
12/12	L	14-27	WASHINGTON	59,916

#### 1976 DIVISIONAL PLAYOFF

12/19	L	12-14	LOS ANGELES	62,436
-------	---	-------	-------------	--------

TEAM STATISTICS	DALLAS	OPP
FIRST DOWNS	269	246
Rushing	111	113
Passing	140	111
Penalty	18	22
Third Down-Made/Att.	98/220	81/213
Third Down Efficiency	44.5	38.0
Fourth Down-Made/Att.	9/14	8/16
TOTAL NET YARDS	4,884	3,730
Avg. Per Game	348.9	266.4
Total Plays	958	919
Avg. Per Play	5.1	4.1
NET YARDS RUSHING	2,147	1,821
Avg. Per Game	153.4	130.1
Total Rushes	538	484
Avg. Per Rush	4.0	3.8
NET YARDS PASSING	2,737	1,909
Sacked/Yards Lost	30/230	44/327
Gross Yards	2,967	2,236
Attempts/Completions	390/222	391/187
Pct. of Completions	56.9	47.8
Had Intercepted	13	16
PUNTS/AVERAGE	72/38.0	92/40.0
Net Punting Average	31.2	31.7
PUNT RET./AVG.	45/10.9	28/9.0
KICKOFF RET./AVG.	42/24.5	62/20.6
INT./AVG. RET.	16/8.3	13/11.9
PENALTIES/YARDS	94/761	71/643
FUMBLES/BALL LOST	26/16	32/12
TOUCHDOWNS	34	25
Rushing	16	12
Passing	17	12
Returns	1	1
EXTRA POINTS/ATTEMPTS	34/34	23/25
FIELD GOALS/ATTEMPTS	18/23	7/12

RUSHING	ATT	YDS	AVG	LG	TD
Denison	153	542	3.5	14	6
Newhouse	116	450	3.9	24†	3
Laidlaw	94	424	4.5	28	3
P. Pearson	68	233	3.4	21	1
Young	48	208	4.3	24	0
Staubach	43	184	4.3	18	3
DuPree	7	50	7.1	13	0
D. Pearson	2	20	10.0	11	0
Saldi	1	19	19.0	19	0
D. White	6	17	2.8	14	0

COWBOYS	538	2,147	4.0	28	16
Opponents	484	1,821	3.8	35	12

RECEIVING	NO	YDS	AVG	LG	TD
D. Pearson	58	806	13.9	40†	6
DuPree	42	680	16.2	38†	2
Laidlaw	38	325	8.6	26	1
P. Pearson	23	316	13.7	30	2
Richards	19	414	21.8	56	3
Newhouse	15	86	5.7	16	0
Young	11	134	12.2	25†	1
Denison	8	67	8.4	33	0
Johnson	5	84	16.8	43†	2
Barnes	1	43	43.0	43	0
Reece	1	6	6.0	6	0
Saldi	1	6	6.0	6	0

COWBOYS	222	2,967	13.4	56	17
Opponents	187	2,236	12.0	54	12

INTERCEPTIONS	NO	YDS	AVG	LG	TD
Washington	4	49	12.3	22	0
Harris	3	32	10.7	29	0
Renfro	3	23	7.7	23	0
Waters	3	6	2.0	5	0
Barnes	1	23	23.0	23	0
Hughes	1	0	0.0	0	0
Martin	1	0	0.0	0	0

COWBOYS	16	133	8.3	29	0
Opponents	13	155	11.9	37	1

PUNTING	NO	YDS	AVG	TBIN20	LG	BL	NET
D. White	70	2,690	38.4	12	54	0	31.4
Herrera	2	49	24.5	0	27	0	24.5
COWBOYS	72	2,739	38.0	12	54	0	31.2
Opp.	92	3,681	40.0	14	58	2	31.7

PUNT RETURNS	NO	FC	YDS	AVG	LG	TD
Johnson	45	11	489	10.9	55	0
Waters	0	1	0	0.0	0	0
COWBOYS	45	12	489	10.9	55	0
Opponents	28	9	252	9.0	59	0

KICKOFF RETURNS	NO	YDS	AVG	LG	TD
Johnson	28	693	24.8	74	0
Jensen	13	313	24.1	35	0
Saldi	1	9	9.0	9	0
Henderson	0	12	12.0	12	0
COWBOYS	42	1,027	24.5	74	0
Opponents	62	1,275	20.6	35	0

SCORE BY	1	2	3	4	OT	T
QUARTERS						
COWBOYS	49	117	65	65	0	296
Opponents	17	58	34	85	0	194

FIELD GOALS	11-19	20-29	30-39	40-49	50+	
Herrera	1-1	2-1	8-8	6-8	3-5	0-1
COWBOYS	1-1	8-8	6-8	3-5	0-1	
Opponents	1-1	5-5	1-2	0-3	0-1	

Herrera: (37,46) (25),(37,18,32), (50B,39M),(24,44M),(35),(22),(37,21),(22,30,20),(31M,43),(23),(41M,42),(21), (1), (1),(19),(44M,22),(21), (3), (1),(25,27)

SCORING	TDR	TD	TDRI	FG	PAT	S	TP
Herrera	0	0	0	18/23	34/34	0	88
D. Pearson	0	6	1a	0/0	0/0	0	42
Denison	6	0	0	0/0	0/0	0	36
Laidlaw	3	1	1	0/0	0/0	0	24
Newhouse	3	0	0	0/0	0/0	0	18
P. Pearson	1	2	0	0/0	0/0	0	18
Richards	0	3	0	0/0	0/0	0	18
Staubach	3	0	0	0/0	0/0	0	18
DuPree	0	2	0	0/0	0/0	0	12
Johnson	0	2	0	0/0	0/0	0	12
Young	0	1	0	0/0	0/0	0	6
Henderson	0	0	0	0/0	0/0	1+	2
Kyle	0	0	0	0/0	0/0	1S	2

COWBOYS	16	17	1	18/23	34/34	2	296
Opponents	12	12	1*	7/12	23/25	0	194

a Fumble recovery in end zone vs. New Orleans (9/19)  
 + Blocked punt out of end zone vs. St. Louis (11/25)  
 \$ Blocked punt out of end zone vs. Philadelphia (12/5)  
 \* Hartenstine 12 interception return vs. Chicago (10/24)

#### USUAL STARTERS

WR Golden Richards (9)	LE Ed Jones
Jay Saldi (3)	LT Jethro Pugh
LT Ralph Neely	RT Larry Cole (8)
LG Herb Scott (10)	RE Bill Gregory (6)
Burton Lawless (4)	RB Harvey Martin
C John Fitzgerald	LLB Bob Breung
RG Blaine Nye	MLB Lee Roy Jordan
RT Rayfield Wright	RLB D.D. Lewis
TE Billy Joe DuPree	LCB Benny Barnes
WR Drew Pearson	RCB Mel Renfro (9)
DB Roger Staubach	Mark Washington (5)
RB Doug Dennison	SS Charlie Waters
FB Scott Laidlaw (7)	FS Cliff Harris
Robert Newhouse (7)	P Danny White
K Eflen Herrera	

*Pro Bowlers in Bold*

	PASSING	ATT	COMP	YDS	PCT	ATT	TD	INT	PCT	PCT	LG	SKS/YDS	RATING
Staubach	369	208	2,715	56.4	7.36	14	3.8	11	3.0	53	29/215	79.9	
D. White	20	13	213	65.0	10.65	2	10.0	2	10.0	56	1/15	94.4	
D. Pearson	1	1	39	100.0	39.00	1	100.0	0	0.0	39†	0/0	118.8	
COWBOYS	390	222	2,967	56.9	7.61	17	4.4	13	3.3	56	30/230	82.1	
Opponents	391	187	2,236	47.8	5.72	12	3.1	16	4.1	54	44/327	59.0	



# 1977 ★ DALLAS COWBOYS STATISTICS ★ 1977

## FIRST PLACE NFC EAST HEAD COACH: TOM LANDRY

### PRESEASON (3-3)

Date	W/L	Score	Opponent	Aft.
8/6	W	34-14	SAN DIEGO	59,504
8/13	L	17-23	@ Seattle (OT)	58,789
8/20	L	14-20	MIAMI	56,820
8/27	W	23-21	BALTIMORE	54,835
9/3	L	14-23	@ Houston	49,777
9/8	W	30-0	PITTSBURGH	49,824

### REGULAR SEASON (12-2)

Date	W/L	Score	Opponent	Aft.
9/18	W	16-10	@ Minnesota (OT)	47,678
9/25	W	41-21	N.Y. GIANTS	64,215
10/2	W	23-7	TAMPA BAY	55,316
10/9	W	30-24	@ St. Louis	50,129
10/16	W	34-16	WASHINGTON	62,115
10/23	W	16-10	@ Philadelphia	65,507
10/30	W	37-0	DETROIT	63,160
11/6	W	24-10	@ N.Y. Giants	74,532
11/14	L	17-24	ST. LOUIS	64,038
11/20	L	13-28	@ Pittsburgh	49,761
11/27	W	14-7	@ Washington	55,031
12/4	W	24-14	PHILADELPHIA	60,289
12/12	W	42-35	@ San Francisco	55,848
12/18	W	14-6	DENVER	63,752

### 1977 DIVISIONAL PLAYOFF

12/26	W	37-7	CHICAGO	62,920
-------	---	------	---------	--------

### 1977 NFC CHAMPIONSHIP GAME

1/17/78	W	23-0	MINNESOTA	61,968
---------	---	------	-----------	--------

### SUPER BOWL XII (New Orleans)

1/15/78W	27-10	Denver	76,400
----------	-------	--------	--------

### TEAM STATISTICS

	DALLAS	OPP
SACKED DOWNS	272	205
Rushing	118	88
Passing	136	94
Penalty	18	23
Third Down-Made/Att.	90/213	69/207
Third Down Efficiency	42.3	33.3
Fourth Down-Made/Att.	3/5	10/16
TOTAL NET YARDS	4,812	3,213
Avg. Per Game	343.7	229.5
Total Plays	969	880
Avg. Per Play	5.0	3.7
NET YARDS RUSHING	2,369	1,651
Avg. Per Game	169.2	117.9
Total Rushes	564	457
Avg. Per Rush	4.2	3.6
NET YARDS PASSING	2,443	1,562
Sacked/Yards Lost	33/246	53/429
Gross Yards	2,689	1,991
Attempts/Completions	372/215	370/154
Pct. of Completions	57.8	41.6
Had Intercepted	10	21
PUNTS/AVERAGE	83/38.7	103/37.1
Net Punting Average	32.4	31.1
PUNT RET./AVG.	61/8.9	36/7.8
KICKOFF RET./AVG.	44/24.3	71/22.7
INT./AVG. RET.	21/10.9	10/18.4
PENALTIES/YARDS	106/865	78/731
FUMBLES/BALL LOST	26/14	22/10
TOUCHDOWNS	42	26
Rushing	21	9
Passing	18	14
Returns	3	3
EXTRA POINTS/ATTEMPTS	39/41	26/26
FIELD GOALS/ATTEMPTS	18/29	10/15
AVG. TIME OF POSS.	32:37	27:23

RUSHING	ATT	YDS	AVG	LG	TD
Dorsett	208	1,007	4.8	84	12
Newhouse	180	721	4.0	29	3
P. Pearson	89	341	3.8	22	1
Staubach	51	171	3.4	33	3
Denison	12	60	5.0	17	1
Brinson	8	28	3.5	20	1
D. Pearson	2	22	11.0	11	0
Laidlaw	9	15	1.7	8	0
DuPre	3	9	3.0	7	0
D. White	1	-2	-2.0	-2	0
Johnson	1	-3	-3.0	-3	0

COWBOYS	OPPONENTS
564	2,369
457	1,651
4.2	3.6
84	62
21	9

RECEIVING	NO	YDS	AVG	LG	TD
D. Pearson	48	870	18.1	67	2
P. Pearson	46	535	11.6	36	4
Dorsett	29	273	9.4	23	1
DuPre	28	347	12.4	23	3
Richards	17	225	13.2	50	3
Newhouse	16	106	6.6	41	1
Johnson	12	135	11.3	22	1
Saldi	11	108	9.8	23	2
Laidlaw	5	60	12.0	18	1
Hill	2	21	10.5	12	0
Denison	1	9	9.0	9	0

COWBOYS	OPPONENTS
215	2,689
154	1,991
12.5	12.9
67	60
18	14

INTERCEPTIONS	NO	YDS	AVG	LG	TD
Harris	5	7	1.4	7	0
Henderson	3	79	26.3	79	1
Walters	3	11	3.7	6	0
Washington	2	32	16.0	21	0
Renfro	2	28	14.0	25	0
Hughes	2	19	9.5	11	0
Lewis	1	29	29.0	29	0
Breung	1	15	15.0	15	0
Kyle	1	9	9.0	9	0
Hegman	1	0	0.0	0	0

COWBOYS	OPPONENTS
21	229
10	184
10.9	18.4
79	48
1	0

PUNTING	NO	YDS	AVG	TB	IN20	BL	NET
D. White	81	3,171	39.6	10	25	57	1,332
Herrera	2	44	22.0	0	2	28	0,220

COWBOYS	OPP.
83	3,215
103	3,825
38.7	37.1
10	4
27	57
57	31.1

PUNT RETURNS	NO	FC	YDS	AVG	LG	TD
Johnson	50	15	423	8.5	38	0
Hill	10	1	124	12.4	29	0
Harris	1	0	-2	-2.0	-2	0

COWBOYS	OPPONENTS
61	16
36	8
545	280
8.9	7.8
38	6
0	1

KICKOFF RETURNS	NO	YDS	AVG	LG	TD
Johnson	22	536	24.4	64	0
Brinson	17	409	24.1	41	0
Hill	3	64	21.3	29	0
Denison	1	30	30.0	30	0
Henderson	1	8	8.0	8	0
DuPre	0	24	24.0	24	0

COWBOYS	OPPONENTS
44	1,071
71	1,614
24.3	22.7
64	48
0	0

SCORE BY QUARTERS	1	2	3	4	OT	T
COWBOYS	64	129	53	93	6	345
Opponents	33	73	69	37	0	212

FIELD GOALS	11-9	20-29	30-39	40-49	50+
Herrera	2-2	5-7	4-8	6-11	1-1

COWBOYS	OPPONENTS
2-2	5-7
4-8	6-11
1-1	1-1

Herrera: (40,27M),(37,41,38B),(32,31M,19,20),  
(29,46M,40,44),(44B,44,52),(34M,49M,  
16),(21,45,30),(35),(21),(0),(24),(49M),  
(38M,35M,28M)  
Opponents: (31M,35),(0),(0),(32),(25,40,53),(32),(0,  
(50M,51),(26),(0),(41M,40M,43M),(0),(0,  
(22,37)

SCORING	TDR	TDP	TDR1	FG	PAT	S	TP
Herrera	0	0	0	18/29	39/41	0	93
Dorsett	12	1	0	0/0	0/0	0	78
P. Pearson	1	4	0	0/0	0/0	0	30
Newhouse	3	1	0	0/0	0/0	0	24
DuPre	0	3	0	0/0	0/0	0	18
Richards	0	3	0	0/0	0/0	0	18
Saldi	0	2	1a	0/0	0/0	0	18
Staubach	3	0	0	0/0	0/0	0	18
D. Pearson	0	2	0	0/0	0/0	0	12
Brinson	1	0	0	0/0	0/0	0	6
Denison	1	0	0	0/0	0/0	0	6
Henderson	0	0	1b	0/0	0/0	0	6
Herrera	0	1	0	0/0	0/0	0	6
Laidlaw	0	1	0	0/0	0/0	0	6
Walters	0	0	1c	0/0	0/0	0	6

COWBOYS 21 18 3 18/29 39/41 0 345  
Opponents 9 14 3\* 10/15 26/26 0 212

a 8 fumble return vs. N. Y. Giants (11/6)  
b 79 interception return vs. Tampa Bay (10/2)  
c 17 blocked punt return vs. Philadelphia (10/23)  
\* Hammond 68 punt return vs. N. Y. Giants (9/25)  
Wood 37 fumble return vs. Tampa Bay (10/2)  
Davis 35 fumble return vs. St. Louis (10/9)

### USUAL STARTERS

WR Golden Richards	LE Ed Jones
LT Ralph Neely	LT Jethro Pugh
LG Herb Scott (10)	RT Randy White
Burton Lawless (4)	RE Harvey Martin
C John Fitzgerald	LLB Thomas Henderson
RG Tom Rafferty	MLB Bob Breung
RT Pat Donovan	RLB D.D. Lewis
TE Billy Joe DuPre	RCB Benny Barnes
WR Drew Pearson	RCB Aaron Kyle (10)
QB Roger Staubach	Mark Washington (4)
RB Preston Pearson (10)	SS Charlie Walters
Tony Dorsett (4)	FS Cliff Harris
FB Robert Newhouse	Danny White
K Eren Herrera	

*Pro Bowlers in Bold*

PASSING	ATT	COMP	YDS	PCT	ATT	PCT	TD	INT	INT	LG	SKS/YDS	RATING
Staubach	361	210	2,620	58.2	7.26	18	5	0	2.5	67	30/219	87.1
D. White	10	4	35	40.0	3.50	0	0	0	1.0	12	2/15	45.8
Dorsett	1	1	34	100.0	34.00	0	0	0	0	34	0/0	118.8
Walters	0	0	0	0.0	0.00	0	0	0	0	0	1/12	42.3

COWBOYS	OPPONENTS
372	215
370	154
2,689	1,991
57.8	41.6
7.23	5.38
18	14
4.8	3.8
10	21
2.7	5.7
67	60
33/246	53/429
85.1	48.0

STAFF PLAYERS 2007 SEASON RECORDS PLAYOFF RECORDS STATISTICS 1977 SIDELINES

# 1978 ★ DALLAS COWBOYS STATISTICS ★ 1978

## FIRST PLACE, NFC EAST HEAD COACH: TOM LANDRY

### PRESEASON (3-1)

Date	W/L	Score	Opponent	Avt.
8/5	W	41-24	SAN FRANCISCO	63.736
8/12	W	21-14	@ Denver	74.619
8/19	L	13-27	HOUSTON	62.242
8/26	W	16-13	PITTSBURGH	59.747

### REGULAR SEASON (12-4)

Date	W/L	Score	Opponent	Avt.
9/4	W	38-0	BALTIMORE	64.224
9/10	W	34-24	@ N.Y. Giants	73.265
9/17	L	14-27	@ Los Angeles	65.749
9/24	W	21-12	ST. LOUIS	62.760
10/2	L	5-9	@ Washington	55.031
10/8	W	24-3	N. Y. GIANTS	63.420
10/15	W	24-21	@ St. Louis (OT)	48.991
10/22	W	14-7	PHILADELPHIA	60.525
10/26	L	10-21	MINNESOTA	61.848
11/5	L	16-23	@ Miami	69.414
11/12	W	42-14	@ Green Bay	55.256
11/19	W	27-7	NEW ORLEANS	57.920
11/23	W	37-10	WASHINGTON	64.905
12/3	W	17-10	NEW ENGLAND	64.667
12/10	W	31-13	@ Philadelphia	63.263
12/17	W	30-7	@ N.Y. Jets	52.532

### 1978 DIVISIONAL PLAYOFF

12/30	W	27-20	ATLANTA	60.338
-------	---	-------	---------	--------

### 1978 NFC CHAMPIONSHIP GAME

1/7/79	W	28-0	@ Los Angeles	67.470
--------	---	------	---------------	--------

### SUPER BOWL XIII

(Miami)

1/21/79	L	31-35	Pittsburgh	78.656
---------	---	-------	------------	--------

### TEAM STATISTICS

	DALLAS	OPP
FIRST DOWNS	342	232
Rushing	146	83
Passing	167	128
Penalty	29	21
Third Down-Made/Att	118/235	78/220
Third Down Efficiency	50.2	35.5
Fourth Down-Made/Att	4/8	8/13
TOTAL NET YARDS	5,959	4,009
Avg. Per Game	372.4	250.6
Total Plays	1,107	967
Avg. Per Play	5.4	4.1
NET YARDS RUSHING	2,783	1,721
Avg. Per Game	173.9	107.6
Total Rushes	625	477
Avg. Per Rush	4.5	3.6
NET YARDS PASSING	3,176	2,288
Sacked/Yards Lost	33/229	58/442
Gross Yards	3,405	2,730
Attempts/Completions	449/251	432/202
Pct. of Completions	55.9	46.8
Had Intercepted	17	23
PUNTS/AVERAGE	77/39.9	108/39.2
Net Punting Average	33.1	32.4
PUNT RET./AVG.	63/8.0	40/7.8
KICKOFF RET./AVG.	47/19.1	73/23.4
INT./AVG. RET.	23/13.7	17/10.4
PENALTIES/YARDS	96/816	95/783
FUMBLES/BALL LOST	36/18	27/13
TOUCHDOWNS	48	25
Rushing	22	13
Passing	25	11
Returns	1	1
EXTRA POINTS/ATTEMPTS	46/48	23/25
FIELD GOALS/ATTEMPTS	16/26	11/22
AVG. TIME OF POSS.	32:24	27:36

RUSHING	ATT	YDS	AVG	LG	TD
Dorsett	290	1,325	4.6	63	7
Newhouse	140	584	4.2	24	8
Laidlaw	75	312	4.2	59	3
Staubach	42	182	4.3	23	1
P. Pearson	25	104	4.2	18	0
Brinson	18	96	5.3	39	2
Dennison	14	75	5.4	23	1
Blackwell	9	37	4.1	13	0
D. Pearson	3	29	9.7	33	0
Hill	3	17	5.7	14	0
DuPree	1	15	15.0	15	0
D. White	5	7	1.4	4	0

COWBOYS	625	2,783	4.5	63	22
Opponents	477	1,721	3.6	52	13

RECEIVING	NO	YDS	AVG	LG	TD
P. Pearson	47	526	11.2	34	0
Hill	46	823	17.9	54	6
D. Pearson	44	714	16.2	53	3
Dorsett	37	378	10.2	91	2
DuPree	34	509	15.0	38	9
Newhouse	20	176	8.8	24	2
Johnson	12	155	12.9	23	0
Hill	6	108	18.0	44	1
Saldi	3	8	2.7	5	2
Dennison	1	6	6.0	6	0
Richards	1	2	2.0	2	0
COWBOYS	251	3,405	13.6	91	25
Opponents	202	2,730	13.5	51	11

INTERCEPTIONS	NO	YDS	AVG	LG	TD
Barnes	5	72	14.4	38	0
Waters	4	61	15.3	22	0
Harris	4	26	6.5	23	0
Kyle	3	20	6.7	17	0
Hughes	2	80	40.0	56	0
Thurman	2	35	17.5	23	0
Cole	1	13	13.0	13	0
Martin	1	7	7.0	7	0
Breung	1	2	2.0	2	0
COWBOYS	23	316	13.7	56	0
Opponents	17	176	10.4	43	1

PUNTING	NO	YDS	AVG	TBIN20	LG	BL	NET
D. White	77	3,076	39.9	11	16	56	1 33.1
COWBOYS	77	3,076	39.9	11	16	56	1 33.1
Opp.	108	4,257	39.4	13	16	61	0 32.4

PUNT RETURNS	NO	FC	YDS	AVG	LG	TD
Johnson	51	12	401	7.9	23	0
Hill	11	0	101	9.2	20	0
Thurman	1	0	0	0.0	0	0
COWBOYS	63	12	502	8.0	23	0
Opponents	40	13	311	7.8	38	0

KICKOFF RETURNS	NO	YDS	AVG	LG	TD
Johnson	29	603	20.8	56	0
Brinson	6	93	15.5	31	0
Blackwell	3	70	23.3	31	0
Dennison	3	63	21.0	24	0
Thurman	3	42	14.0	20	0
R. White	1	15	15.0	15	0
Lawless	1	10	10.0	10	0
Saldi	1	0	0.0	0	0
COWBOYS	47	896	19.1	56	0
Opponents	73	1,709	23.4	57	0

PASSING	ATT	COMP	YDS	PCT	ATT	TD	PCT	PCT	LG	SKS/YDS	RATING	
Staubach	413	231	3,190	55.9	7.72	25	6.1	16	39	911	32/219	84.9
D. White	34	20	215	58.8	6.32	0	0.0	1.9	35	1/10	65.3	
Hill	1	0	0	0.0	0.00	0	0.0	0.0	0	0/0	39.6	
Dorsett	1	0	0	0.0	0.00	0	0.0	0.0	0	0/0	42.3	
COWBOYS	449	251	3,405	55.9	7.58	25	5.6	17	3.8	911	33/229	83.1
Opponents	432	202	2,730	46.8	6.32	11	2.5	23	5.3	51	58/442	53.7

SCORE BY	1	2	3	4	OT	T
QUARTERS						
COWBOYS	58	121	118	84	3	384
Opponents	83	43	25	57	0	208

FIELD GOALS	11-19	20-29	30-39	40-49	50+
Septien	2-3	8-8	3-5	6-11	0-0
COWBOYS	2-3	8-8	3-5	6-11	0-0
Opponents	0-0	3-3	3-7	4-10	1-2

Septien: (18M,45M,48), (1,49M), (1,19), (22), (49M,47), (40M), (25), (30,39,24), (33M), (47M,24,26), (33,21,38M,44), (26), (44M, 18,43M), (22)

Opponents: (37M), (42), (47M), (23,47M,44,42M), (52,42,27), (37), (33M), (1,47M), (45,23, 33), (1,0), (48,53B), (46B,30,36B,39M), (1, 0)

SCORING	TD	R	TD	TD	FG	PAT	S	TP
Septien	0	0	0	0	16/26	46/48	0	94
Dorsett	7	2	1a	0	0/0	0/0	0	60
Newhouse	8	2	0	0	0/0	0/0	0	60
DuPree	0	9	0	0	0/0	0/0	0	54
Hill	0	6	0	0	0/0	0/0	0	36
Laidlaw	3	1	0	0	0/0	0/0	0	24
D. Pearson	0	3	0	0	0/0	0/0	0	18
Brinson	2	0	0	0	0/0	0/0	0	12
Saldi	0	2	0	0	0/0	0/0	0	12
Dennison	1	0	0	0	0/0	0/0	0	6
Staubach	1	0	0	0	0/0	0/0	0	6
Waters	0	0	0	0	0/0	0/0	1	2
COWBOYS	22	25	1	16/26	46/48	1	384	
Opponents	13	11	1*	11/22	23/25	1	#282	

a 54 fumble return vs. N. Y. Jets (12/17)  
+ sacked Theismann in end zone vs. Washington (10/2)  
\* Perry 43 interception return vs. Los Angeles (9/17)  
# Thaxton blocked punt out of end zone vs. St. Louis (9/24)  
% missed PAT @ N.Y. Giants (9/10)  
\$ fumbled snap on PAT @ N.Y. Jets (12/17)

### USUAL STARTERS

WR Tony Hill	LE Ed Jones
LT Pat Donovan	LT Jeffery Pugh (13)
LG Herb Scott	Larry Cole (3)
C John Fitzgerald	RT Randy White
RG Tom Raftery	RE Harvey Martin
RT Rayfield Wright (11)	LLB Thomas Henderson
Andy Frederick (3)	MLB Bob Breung
<b>Billy Joe DuPree</b>	RLB D.D. Lewis
WR Drew Pearson	LCB Benny Barnes
QB Roger Staubach	RCB Aaron Kyle
RB Tony Dorsett	SS Charlie Waters
FB Robert Newhouse (12)	FS Cliff Harris
Scott Laidlaw (4)	P Danny White
K Raphael Septien	

*Pro Bowlers in Bold*

# 1979 ★ DALLAS COWBOYS STATISTICS ★ 1979

**First Place, NFC East**  
**Head Coach: Tom Landry**

PRESEASON (3-2)			
Date	W/L	Score	Opponent
7/28	L	13-20	Oakland @ Canton
8/4	W	7-6	DENVER
8/12	L	17-27	@ Seattle
8/18	W	16-13	HOUSTON
8/25	W	16-14	PITTSBURGH
REGULAR SEASON (11-5)			
Date	W/L	Score	Opponent
9/2	W	22-21	@ St. Louis
9/9	W	21-13	@ San Francisco
9/16	W	24-20	CHICAGO
9/24	L	7-26	@ Cleveland
9/30	W	38-13	CINCINNATI
10/7	W	36-20	@ Minnesota
10/14	W	30-6	LOS ANGELES
10/21	W	22-13	ST. LOUIS
10/28	L	3-14	@ Pittsburgh
11/4	W	16-14	@ N. Y. GIANTS
11/12	L	21-31	PHILADELPHIA
11/18	L	20-34	@ Washington
11/22	L	24-30	HOUSTON
12/2	W	28-7	N. Y. GIANTS
12/8	W	24-17	@ Philadelphia
12/16	W	35-34	WASHINGTON
1979 DIVISIONAL PLAYOFF			
12/30	L	19-21	LOS ANGELES

TEAM STATISTICS	DALLAS	OPP
FIRST DOWNS	339	259
Rushing	122	105
Passing	195	135
Penalty	22	19
Third Down-Made/Att	120/241	80/228
Third Down Efficiency	49.8	35.1
Fourth Down-Made/Att	2/9	5/11
TOTAL NET YARDS	5,968	4,586
Avg. Per Game	373.0	286.6
Total Plays	1,122	978
Avg. Per Play	5.3	4.7
NET YARDS RUSHING	2,375	2,115
Avg. Per Game	148.4	132.2
Total Rushes	578	500
Avg. Per Rush	4.1	4.2
NET YARDS PASSING	3,593	2,471
Sacked/Yards Lost	41/290	43/362
Gross Yards	3,883	2,833
Attempts/Completions	503/287	435/207
Pct. of Completions	57.1	47.6
Had Intercepted	13	13
PUNTS/AVERAGE	76/41.7	96/40.8
Net Punting Average	36.0	35.7
PUNT RET./AVG.	51/6.5	34/7.4
KICKOFF RET./AVG.	68/19.4	68/23.2
INT./AVG. RET.	13/14.8	13/8.8
PENALTIES/YARDS	100/845	70/704
FUMBLES/BALL LOST	33/21	20/10
TOUCHDOWNS	45	38
Rushing	15	15
Passing	29	21
Returns	1	2
EXTRA POINTS/ATTEMPTS	40/45	34/38
FIELD GOALS/ATTEMPTS	19/29	17/27
AVG. TIME OF POSS.	32:57	27:03

RUSHING	ATT	YDS	AVG	LG	TD
Dorsett	250	1,107	4.4	41	6
Newhouse	124	449	3.6	21	3
Springs	67	248	3.7	15	2
Laidlaw	69	236	3.4	15	3
Staubach	37	172	4.5	20	0
Brinson	14	48	3.6	10	0
D. Pearson	3	27	9.0	16	0
D. White	1	25	25.0	25	0
DuFree	2	19	9.5	20	0
Hill	2	18	9.0	12	0
P. Pearson	7	14	2.0	11	1
Johnson	1	13	13.0	13	0
Saldi	1	-1	-1.0	-1	0
COWBOYS	578	2,375	4.1	41	15
Opponents	500	2,115	4.2	38	15

RECEIVING	NO	YDS	AVG	LG	TD
Hill	60	1,062	17.7	75t	10
D. Pearson	55	1,026	18.7	56t	8
Dorsett	45	375	8.3	32	1
DuFree	29	324	11.2	33	5
P. Pearson	26	333	12.8	26t	1
Springs	25	251	10.0	27	1
Saldi	14	181	12.9	23t	1
Laidlaw	12	59	4.9	12	0
Newhouse	7	55	7.9	21t	1
Johnson	6	105	17.5	28	1
Cosbie	5	36	7.2	12	0
Wilson	3	76	25.3	45	0
COWBOYS	287	3,883	13.5	75t	29
Opponents	207	2,833	13.7	64	21

INTERCEPTIONS	NO	YDS	AVG	LG	TD
Hughes	2	91	45.5	68	0
Harris	2	35	17.5	20	0
Barnes	2	20	10.0	11	0
Lewis	2	8	4.0	5	0
Kyle	2	0	0.0	0	0
Mitchell	1	36	36.0	36	0
Thornton	1	3	3.0	3	0
Thurman	1	0	0.0	0	0
COWBOYS	13	193	14.8	68	0
Opponents	13	114	8.8	39t	1

PUNTING	NO	YDS	AVG	TB/NO	LG	BL	NET
D. White	76	3,168	41.7	9	21	73	306.0
COWBOYS	76	3,168	41.7	9	21	73	306.0
Opp.	96	3,921	40.8	8	17	72	0.35.7

PUNT RETURNS	NO	FC	YDS	AVG	LG	TD
Wilson	35	12	236	6.8	13	0
Manning	10	2	55	5.5	17	0
Hill	6	1	43	7.2	12	0
COWBOYS	51	15	334	6.5	17	0
Opponents	34	18	252	7.4	31	0

KICKOFF RETURNS	NO	YDS	AVG	LG	TD
Springs	38	780	20.5	70	0
Wilson	19	328	17.2	26	0
Manning	7	145	20.7	47	0
Brinson	2	29	14.5	17	0
Hill	1	32	32.0	32	0
Huther	1	8	8.0	8	0
COWBOYS	68	1,322	19.4	70	0
Opponents	68	1,580	23.2	106t	1

SCORE BY	1	2	3	4	OT	T
QUARTERS						
COWBOYS	73	102	87	109	0	371
Opponents	87	88	60	78	0	313

FIELD GOALS	11-19	20-29	30-39	40-49	50+
Septien	0-0	7-7	1-1	3-8	2-3
COWBOYS	0-0	7-7	1-1	3-8	2-3
Opponents	0-0	4-4	4-6	7-13	2-4

SCORING	TDR	TDP	TDR	FG	PAT	S	TP
Septien	0	0	0	19/29	40/44	0	97
Hill	0	10	0	0/0	0/0	0	60
D. Pearson	0	8	0	0/0	0/0	0	48
Dorsett	6	1	0	0/0	0/0	0	42
DuFree	0	5	0	0/0	0/0	0	30
Newhouse	3	1	0	0/0	0/0	0	24
Laidlaw	3	0	0	0/0	0/0	0	18
Spring	2	1	0	0/0	0/0	0	18
P. Pearson	1	1	0	0/0	0/0	0	12
Barnes	0	0	1a	0/0	0/0	0	6
Johnson	0	1	0	0/0	0/0	0	6
Saldi	0	1	0	0/0	0/0	0	6
COWBOYS	15	29	1	19/29	40/45	0	371
Opponents	15	21	2*	17/27	34/38	0	313

a 33 fumble return vs. Minnesota (10/7)  
\* Darden 39 interception return vs. Cleveland (9/24)  
Green 108 kickoff return vs. St. Louis (10/21)

### USUAL STARTERS

WR Tony Hill	LE Larry Cole (12)
LT Pat Donovan	John Dutton (2)
LG Herb Scott	LT Dave Stalls (12)
C John Fitzgerald	Larry Cole (4)
RG Tom Rafferty	RT Randy White
RT Jim Cooper (11)	RE Harvey Martin
Rayfield Wright (5)	LLB Thomas Henderson (10)
TE Billy Joe DuFree	Mike Hegman (5)
WR Drew Pearson	MLB Bob Breung
QB Roger Staubach	RLB D. D. Lewis
RB Tony Dorsett	LCB Benny Barnes
FB Robert Newhouse (12)	RCB Aaron Kyle
Scott Laidlaw (3)	SS Randy Hughes
K Raphael Septien	FS Cliff Harris
	P Danny White

*Pro Bowlers in Bold*

PASSING	ATT	COMP	YDS	PCT	AVG	TD	PCT	INT	PCT	LG	SKS/YDS	RATING
Staubach	461	267	3,586	57.9	7.78	27	5.9	11	2.4	75t	36/240	92.4
D. White	39	19	267	48.7	6.85	1	2.6	2	5.1	45	4/6	58.6
Springs	3	1	30	33.0	10.00	1	33.0	0	0.0	30t	1/4	111.0
COWBOYS	503	287	3,883	57.1	7.72	29	5.8	13	2.6	75t	41/290	90.3
Opponents	435	207	2,833	47.6	6.51	21	4.8	13	3.0	64t	43/362	72.4

# 1980 ★ DALLAS COWBOYS STATISTICS ★ 1980

## SECOND PLACE, NFC EAST HEAD COACH: TOM LANDRY

PRESEASON (3-1)			
Date	W/L	Score	Opponent
8/9	W	17-14	GREEN BAY
8/16	W	19-16	@ Los Angeles
8/23	W	20-13	HOUSTON
8/30	L	10-31	PITTSBURGH

REGULAR SEASON (12-4)			
Date	W/L	Score	Opponent
9/8	W	17-3	@ Washington
9/14	L	20-41	@ Denver
9/21	W	28-17	TAMPA BAY
9/28	W	28-7	@ Green Bay
10/5	W	24-3	N. Y. GIANTS
10/12	W	59-14	SAN FRANCISCO
10/19	L	10-17	@ Philadelphia
10/26	W	42-31	SAN DIEGO
11/2	W	27-24	@ St. Louis
11/9	L	35-38	@ N. Y. Giants
11/16	W	31-21	ST. LOUIS
11/23	W	14-10	WASHINGTON
11/27	W	51-7	SEATTLE
12/7	W	19-13	@ Oakland
12/15	L	14-38	@ Los Angeles
12/21	W	35-27	PHILADELPHIA

1980 NFC WILD CARD GAME			
12/26	W	34-13	LOS ANGELES

1980 DIVISIONAL PLAYOFF			
1/4/81	W	30-27	@ Atlanta

1980 NFC CHAMPIONSHIP GAME			
1/11/81	L	7-20	@ Philadelphia

TEAM STATISTICS	DALLAS	OPP
FIRST DOWNS	337	296
Rushing	143	98
Passing	171	160
Penalty	23	28
Third Down-Made/Att.	130/243	88/222
Third Down Efficiency	53.5	39.6
Fourth Down-Made/Att	5/11	7/15
TOTAL NET YARDS	5,468	5,279
Avg. Per Game	341.8	329.9
Total Plays	1,075	996
Avg. Per Play	5.1	5.3
NET YARDS RUSHING	2,346	2,069
Avg. Per Game	146.6	129.3
Total Rushes	594	469
Avg. Per Rush	4.0	4.4
NET YARDS PASSING	3,104	3,205
Sacked/Yards Lost	31/252	43/358
Gross Yards	3,356	3,563
Attempts/Completions	449/265	484/231
Pct. of Completions	59.6	47.7
Had Intercepted	25	27
PUNTS/AVERAGE	71/40.8	76/43.5
Net Punting Average	34.8	34.7
PUNT RET./AVG.	55/10.1	31/6.6
KICKOFF RET./AVG.	58/21.7	73/21.5
INT./AVG. RET.	27/19.4	25/7.2
PENALTIES/YARDS	107/908	106/989
FUMBLES/BALL LOST	27/14	33/20
TOUCHDOWNS	60	38
Rushing	26	15
Passing	30	21
Returns	4	2
EXTRA POINTS/ATTEMPTS	59/60	38/38
FIELD GOALS/ATTEMPTS	11/17	15/28
AVG. TIME OF POSS.	32:46	27:14

RUSHING	ATT	YDS	AVG	LG	TD
Dorsett	278	1,185	4.3	56	11
Newhouse	118	451	3.8	29	6
Springs	89	326	3.7	20	6
J. Jones	41	135	3.4	9	0
D. White	27	114	4.2	48	2
Newsome	23	73	3.1	23	2
D. Pearson	3	31	10.3	32	0
Hill	4	27	6.8	15	0
DuPree	4	19	4.8	11	0
Carano	4	6	1.5	5	0
P. Pearson	3	6	2.0	2	0
COWBOYS	594	2,373	4.0	56	26
Opponents	469	2,069	4.4	51	15

RECEIVING	NO	YDS	AVG	LG	TD
Hill	60	1,055	17.6	58	8
D. Pearson	43	568	13.2	30	6
Dorsett	34	263	7.7	27	0
DuPree	29	312	10.8	39	7
Saldi	25	311	12.4	43	1
P. Pearson	20	213	10.7	20	2
Johnson	19	263	13.7	29	4
Springs	15	212	14.1	58	1
Newhouse	8	75	9.4	18	0
J. Jones	5	39	7.8	16	0
Newsome	4	43	10.6	16	0
Cosbie	2	11	5.5	5	0
D. White	1	-9	-9.0	-9	0
COWBOYS	265	3,356	12.7	58	30
Opponents	231	3,563	15.4	69	21

INTERCEPTIONS	NO	YDS	AVG	LG	TD
Thurman	5	114	22.8	78	1
Waters	5	78	15.6	29	0
Wilson	4	82	20.5	35	0
Mitchell	3	56	18.7	56	0
Breung	3	34	11.3	15	0
Dickerson	2	46	23.0	34	0
Hegman	2	2	1.0	2	0
Cole	1	43	43.0	43	1
Dutton	1	38	38.0	38	1
Barnes	1	30	30.0	30	0
COWBOYS	27	523	19.4	78	3
Opponents	25	179	7.2	36	1

PUNTING	NO	YDS	AVG	TB	IN20	LG	BL	NET
D. White	71	2,903	40.9	11	17	58	0	34.8
COWBOYS	71	2,903	40.9	11	17	58	0	34.8
Opp.	76	3,304	43.5	6	14	58	0	34.7

PUNT RETURNS	NO	FC	YDS	AVG	LG	TD
J. Jones	54	4	548	10.1	52	0
Solomon	1	0	8	8.0	8	0
COWBOYS	55	4	556	10.1	52	0
Opponents	31	10	206	6.6	27	0

KICKOFF RETURNS	NO	YDS	AVG	LG	TD
J. Jones	32	720	22.5	41	0
Newsome	12	293	24.4	36	0
Wilson	7	139	19.9	34	0
Hurt	4	71	17.8	24	0
Saldi	1	23	23.0	23	0
Cosbie	1	13	13.0	13	0
Waters	1	0	0.0	0	0
COWBOYS	58	1,259	21.7	41	0
Opponents	73	1,568	21.5	53	0

SCORE BY	1	2	3	4	OT	T
QUARTERS	1	2	3	4	OT	T
COWBOYS	96	153	86	119	0	454
Opponents	66	123	44	78	0	311

FIELD GOALS	11-19	20-29	30-39	40-49	50+
Septien	1-1	3-4	6-6	0-3	1-3
COWBOYS	1-1	3-4	6-6	0-3	1-3
Opponents	1-1	5-8	3-7	4-9	2-3

Septien: (19),(30,37),(1),(1),(38,27M),(26,40M),(33),(43M,42M,44M),(28,32),(1),(23),(1),(1),(52,34),(51M),(1)

Opponents: (45M,29M,45),(46,55),(22,35M),(1),(33M,53M,51),(1),(35,38M),(45,45M),(42),(27),(44M),(34),(1),(22,41M,38),(33M,27),(43M,27M,29,25M,19)

SCORING	TDR	TDP	TDR1	FG	PAT	S	P
Septien	0	0	0	11/17	59/60	1+	454
Dorsett	11	0	0	0/0	0/0	0	66
Hill	0	8	0	0/0	0/0	0	48
Springs	6	1	0	0/0	0/0	0	42
DuPree	0	7	0	0/0	0/0	0	42
Newhouse	6	0	0	0/0	0/0	0	36
D. Pearson	0	6	0	0/0	0/0	0	36
Johnson	0	4	0	0/0	0/0	0	24
N. Newsome	2	0	0	0/0	0/0	0	12
P. Pearson	0	2	0	0/0	0/0	0	12
Cosbie	0	1	0	0/0	0/0	0	6
Saldi	0	1	0	0/0	0/0	0	6
Thurman	0	0	1a	0/0	0/0	0	6
Dutton	0	0	1b	0/0	0/0	0	6
Hegman	0	0	1c	0/0	0/0	0	6
Cole	0	0	1d	0/0	0/0	0	6
D. White	1	0	0	0/0	0/0	0	6
COWBOYS	26	30	4	11/17	59/60	1+	454
Opponents	15	21	2*	15/28	38/38	0	311

a 78 interception return vs. St. Louis (11/2)  
 b 38 interception return vs. N.Y. Giants (10/5)  
 c fumble recovery in end zone vs. Philadelphia (10/19)  
 d 43 interception return vs. Washington (11/23)  
 + Zorn grounded ball from end zone vs. Seattle (11/27)  
 \* Thompson 32 fumble return vs. Denver (9/14)  
 Lowe 16 interception return vs. San Diego (10/26)

### USUAL STARTERS

WR Tony Hill (13)	LE Ed Jones
Jay Saldi (3)	LT Larry Cole
<b>Pat Donovan</b>	RT <b>Randy White</b>
LG <b>Herb Scott</b>	RE Harvey Marlin
C John Fitzgerald	LLB Mike Hsgman
RG Tom Rafferty	MLB <b>Bob Breung</b>
RT Jim Cooper	RLB D.D. Lewis
TE Billy Joe DuPree	LCB Steve Wilson (10)
WR Drew Pearson	Benny Barnes (6)
QB Danny White	RCB Aaron Mitchell
RB Tony Dorsett	SS Charlie Waters
FB Robert Newhouse (10)	FS Dennis Thurman
Ron Springs (5)	P Danny White
K Raphael Septien	

*Pro Bowlers in Bold*

PASSING	ATT	COMP	YDS	PCT	AVG	TD	INT	PCT	PCT	LG	SKS/YDS	RATING
D. White	436	260	3,287	59.6	7.54	28	6.4	25	5.7	58	31/252	80.8
Carano	12	5	69	41.7	5.75	2	16.6	0	0	25	0/0	60.8
Dorsett	1	0	0	0.0	0.00	0	0	0	0	0	0/0	39.6
COWBOYS	449	265	3,356	59.0	7.47	30	6.7	25	5.7	58	31/252	81.0
Opponents	484	231	3,563	47.7	7.36	21	4.3	27	5.6	69	43/358	63.5

# 1981 ★ DALLAS COWBOYS STATISTICS ★ 1981

## FIRST PLACE, NFC EAST HEAD COACH: TOM LANDRY

PRESEASON (2-2)			
Date	W/L	Score	Opponent
8/8	L	17-21	GREEN BAY
8/15	L	21-33	@ Los Angeles
8/22	W	24-14	PITTSBURGH
8/29	W	28-20	HOUSTON
REGULAR SEASON (12-4)			
9/6	W	26-10	@ Washington
9/13	W	30-17	ST. LOUIS
9/21	W	35-21	@ New England
9/27	W	18-10	N.Y. GIANTS
10/4	L	17-20	@ St. Louis
10/11	L	14-45	@ San Francisco
10/18	W	29-17	LOS ANGELES
10/25	W	28-27	MIAMI
11/1	W	17-14	@ Philadelphia
11/9	W	27-14	BUFFALO
11/15	L	24-27	@ Detroit
11/22	W	24-10	WASHINGTON
11/26	W	10-9	CHICAGO
12/6	W	37-13	@ Baltimore
12/13	W	21-10	PHILADELPHIA
12/19	L	10-13	@ N.Y. Giants (OT)
1981 DIVISIONAL PLAYOFF			
1/2/82	W	38-0	TAMPA BAY
1981 NFC CHAMPIONSHIP GAME			
1/10/82	L	27-28	@ San Francisco

TEAM STATISTICS	DALLAS	OPP
FIRST DOWNS	321	286
Rushing	137	107
Passing	158	160
Penalty	26	18
Third Down-Made/Att	99/244	72/211
Third Down Efficiency	40.6	34.1
Fourth Down-Made/Att	5/11	7/15
TOTAL NET YARDS	5,880	5,419
Avg. Per Game	367.5	338.7
Total Plays	1,100	1,021
Avg. Per Play	5.3	5.3
NET YARDS RUSHING	2,711	2,049
Avg. Per Game	169.4	128.0
Total Rushes	630	468
Avg. Per Rush	4.3	4.4
NET YARDS PASSING	3,169	3,370
Sacked/Yards Lost	31/245	42/347
Gross Yards	3,414	3,717
Attempts/Completions	439/241	511/236
Pct. of Completions	54.9	46.2
Had Intercepted	15	37
PUNTS/AVERAGE	83/40.3	80/41.1
Net Punting Average	35.8	36.4
PUNT RET./AVG.	45/5.2	38/6.1
KICKOFF RET./AVG.	54/18.2	71/21.2
INT./AVG. RET.	37/13.0	15/8.3
PENALTIES/YARDS	103/839	104/837
FUMBLE/BALL LOST	45/20	43/16
TOUCHDOWNS	40	34
Rushing	15	16
Passing	24	17
Returns	1	1
EXTRA POINTS/ATTEMPTS	40/40	31/34
FIELD GOALS/ATTEMPTS	27/35	14/29
AVG. TIME OF POSS.	31:47	28:13

RUSHING	ATT	YDS	AVG	LG	TD
Dorsett	342	1,646	4.8	75+	4
Springs	172	625	3.6	16	10
J. Jones	34	183	5.3	59+	1
D. White	38	104	2.7	17	0
Newsome	13	38	2.9	7	0
Newhouse	14	33	2.3	6	0
Cosbie	4	33	8.3	15	0
Pearson	3	31	10.3	25	0
DuPre	1	12	12.0	12	0
Carano	8	9	1.1	11	0
Hill	1	3	3.0	3	0
COWBOYS	630	2,711	4.3	75+	15
Opponents	468	2,049	4.4	38+	16

RECEIVING	NO	YDS	AVG	LG	TD
Hill	46	953	20.7	63+	4
Springs	46	359	7.8	32+	2
Pearson	38	614	16.2	42+	3
Dorsett	32	325	10.2	73+	2
Johnson	25	552	22.1	55	5
DuPre	19	214	11.3	33+	2
Cosbie	17	225	13.2	28+	5
Saldi	8	82	10.2	14+	1
J. Jones	6	37	6.2	16	0
Donley	3	32	10.7	17	0
Newhouse	1	21	21.0	21	0
COWBOYS	241	3,414	14.2	73+	24
Opponents	236	3,717	15.8	81+	17

INTERCEPTIONS	NO	YDS	AVG	LG	TD
Walls	11	133	12.1	33	0
Thurman	9	187	20.8	96	0
Downs	7	81	11.6	21	0
Waters	3	21	7.0	21	0
Breung	2	8	4.0	8	0
Wilson	2	0	0.0	0	0
Brown	1	28	28.0	28	0
Barnes	1	24	24.0	24	0
Lewis	1	0	0.0	0	0
COWBOYS	37	482	13.0	96	0
Opponents	15	124	8.3	41	0

PUNTING	NO	YDS	AVG	TBIN20	LG	BL	NET
D. White	81	3,284	40.8	7	19	60	0 36.0
Septien	2	62	31.0	0	0	33	0 31.0
COWBOYS	83	3,346	40.3	7	19	60	0 35.8
Opp.	80	3,289	41.1	7	17	57	0 36.4

PUNT RETURNS	NO	FC	YDS	AVG	LG	TD
J. Jones	33	2	188	5.7	17	0
Fellows	11	1	44	4.4	10	0
Donley	1	0	3	3.0	3	0
Thurman	0	1	0	0.0	0	0
Wilson	0	1	0	0.0	0	0
COWBOYS	45	5	235	5.2	17	0
Opponents	38	8	231	6.1	21	0

KICKOFF RETURNS	NO	YDS	AVG	LG	TD
J. Jones	27	517	19.1	33	0
Newsome	12	228	19.0	27	0
Fellows	8	170	21.3	31	0
Newhouse	3	34	10.4	12	0
Wilson	2	32	16.0	17	0
Cosbie	1	0	0.0	0	0
COWBOYS	54	981	18.2	33	0
Opponents	71	1,508	21.2	65	0

SCORE BY QUARTERS	1	2	3	4	OT	T
COWBOYS	91	108	57	111	0	367
Opponents	61	81	79	53	0	277

FIELD GOALS	11-19	20-29	30-39	40-49	50+
Septien	1-1	11-11	8-9	7-12	0-2
COWBOYS	1-1	11-11	8-9	7-12	0-2
Opponents	2-2	2-5	3-6	7-14	1-2

Septien: (29,42,23,18), (47,32,25), (26,40M,26,26,25), (36,20,21), (26,1), (40,39), (48M), (39), (47,31), (43), (25,35M), (41,50M,42M), (42,35,31), (47M,43M), (60M,36)

Opponents: (47M,42), (44M,24), (43M), (36M,42,58M), (19,37), (18,40), (40), (1), (34M), (1), (37,47), (27M,26,47M), (43,40M,49M), (1), (49M,50), (21M,27M,40,33M,35)

SCORING	TDR	TDP	TDR1	FG	PAT	S	TP
Septien	0	0	0	27/35	40/40	0	121
Springs	10	2	0	0/0	0/0	0	72
Dorsett	4	2	0	0/0	0/0	0	36
Johnson	0	5	0	0/0	0/0	0	30
Cosbie	0	5	0	0/0	0/0	0	30
Hill	0	4	0	0/0	0/0	0	24
Pearson	0	3	0	0/0	0/0	0	18
DuPre	0	2	0	0/0	0/0	0	12
Barnes	0	1	0	0/0	0/0	0	6
Saldi	0	0	1a	0/0	0/0	0	6
J. Jones	1	0	0	0/0	0/0	0	6
Team	0	0	0	0/0	0/0	0	6
COWBOYS	15	24	1	27/35	40/40	0	367
Opponents	16	17	1*	14/29	31/34	0	277

a 72 fumble return vs. San Francisco (10/11)  
\* Lott 41 interception return vs. San Francisco (10/11)

### USUAL STARTERS

WR Tony Hill (9)	LE Ed Jones
Butch Johnson (6)	LT John Dutton
LT Pat Donovan	RT Randy White
LG Herb Scott	RE Harvey Martin
C Tom Raftery (13)	LLB Mike Hegman (10)
Robert Shaw (3)	Guy Brown (6)
RG Kurt Peterson	MLB Bob Breung
RT Jim Cooper	RLB D.D. Lewis
TE Billy Joe DuPre	LCB Everson Lewis (12)
WR Drew Pearson	Steve Wilson (4)
DB Danny White	RCB Dennis Thurman
RB Tony Dorsett	SS Charlie Waters
FB Ron Springs (13)	FS Michael Downs
Jay Saldi (3)	P Danny White
K Raphael Septien	

*Pro Bowlers in Bold*

PASSING	ATT	COMP	YDS	PCT	AVG	ATT	TD	PCT	INT	LG	SKS/YDS	RATING
D. White	391	223	3,098	57.0	7.92	22	5.6	13	3.3	73+	30/234	87.5
Carano	45	16	235	35.5	5.22	1	2.2	1	2.2	55	1/1	51.6
Pearson	2	2	81	100.0	40.50	1	50.0	0	0.0	59	0/0	121.0
Springs	1	0	0	0.0	0.00	0	0	1	0.0	0	0/0	0.0
COWBOYS	439	241	3,414	54.9	7.78	24	5.5	15	3.4	73+	31/245	84.4
Opponents	511	236	3,717	46.2	7.27	17	3.3	37	7.2	81+	42/347	51.9

STAFF PLAYERS 2007 SEASON RECORDS PLAYOFF RECORDS 1981 STATISTICS SIDELINES



# 1983 ★ DALLAS COWBOYS STATISTICS ★ 1983

STAFF PLAYERS 2007 SEASON RECORDS PLAYOFF RECORDS 1983 STATISTICS SIDELINES

## SECOND PLACE, NFC EAST HEAD COACH: TOM LANDRY

### PRESEASON (3-1)

Date	W/L	Score	Opponent	Att.
8/6	W	20-17	MIAMI	46,826
8/15	W	30-7	@ L.A. Rams	54,268
8/20	L	7-24	PITTSBURGH	62,164
8/27	W	34-31	HOUSTON	54,363

### REGULAR SEASON (12-4)

9/5	W	31-30	@ Washington	55,045
9/11	W	34-17	@ St. Louis	48,532
9/18	W	28-13	N.Y. GIANTS	62,347
9/25	W	21-20	NEW ORLEANS	62,136
10/2	W	37-24	@ Minnesota	60,774
10/9	W	27-24	TAMPA BAY (OT)	63,308
10/16	W	37-7	PHILADELPHIA	63,070
10/23	L	38-40	L.A. RAIDERS	64,991
10/30	W	38-20	@ N.Y. Giants	76,142
11/6	W	27-20	@ Philadelphia	71,236
11/13	L	23-24	@ San Diego	46,192
11/20	W	41-21	KANSAS CITY	64,103
11/24	W	35-17	ST. LOUIS	60,764
12/4	W	35-10	@ Seattle	63,352
12/11	L	10-31	WASHINGTON	65,074
12/19	L	17-42	@ San Francisco	59,957

### 1983 WILD CARD GAME

12/26	L	17-24	L.A. RAMS	43,521
-------	---	-------	-----------	--------

### TEAM STATISTICS

	DALLAS	OPP
FIRST DOWNS	342	286
Rushing	109	82
Passing	205	181
Penalty	28	23
Third Down-Made/Att	94/225	80/222
Third Down Efficiency	41.8	36.0
Fourth Down-Made/Att	4/9	9/17
TOTAL NET YARDS	5,959	5,427
Avg. Per Game	372.4	339.2
Total Plays	1,110	1,025
Avg. Per Play	5.4	5.3
NET YARDS RUSHING	2,117	1,499
Avg. Per Game	132.3	93.7
Total Rushes	519	410
Avg. Per Rush	4.1	3.7
NET YARDS PASSING	3,842	3,928
Sacked/Yards Lost	37/314	57/437
Gross Yards	4,156	4,365
Attempts/Completions	554/346	558/299
Pct. of Completions	62.5	53.6
Had Intercepted	25	27
PUNTS/AVERAGE	83/39.4	84/41.9
Net Punting Average	31.4	34.0
PUNT RET./AVG.	51/9.0	53/11.1
KICKOFF RET./AVG.	70/19.3	78/23.2
INT./AVG. RET.	27/17.3	25/14.3
PENALTIES/YARDS	99/847	100/873
FUMBLES/BALL LOST	30/14	31/21
TOUCHDOWNS	59	42
Rushing	21	12
Passing	31	27
Returns	7	3
EXTRA POINTS/ATTEMPTS	57/59	42/42
FIELD GOALS/ATTEMPTS	22/27	22/30
AVG. TIME OF POSS.	33:08	26:52

PASSING	ATT	COMP	YDS	PCT	AVG	PCT	TD	INT	PCT	LG	SKS/YDS	RATING
D. White	533	334	3,980	62.7	7.47	29	5.4	23	4.3	80t	37/314	85.6
Hogeboom	17	11	161	64.7	9.47	1	5.9	1	5.9	24	0/0	90.6
Springs	2	1	15	50.0	7.50	1	50.0	0	0.0	15t	0/0	121.0
Dorsett	1	0	0	0.0	0.00	0	0.0	0	0.0	0	0/0	39.6
Pearson	1	0	0	0.0	0.00	0	0.0	1	100.0	0	0/0	39.6
COWBOYS	554	346	4,156	62.5	7.50	31	5.6	25	4.5	80t	37/314	85.2
Opponents	558	299	4,365	53.6	7.82	27	4.8	27	4.8	83t	57/437	75.3

RUSHING	ATT	YDS	AVG	LG	TD
Dorsett	289	1,321	4.6	77	8
Springs	149	541	3.6	19t	7
Newsome	44	185	4.2	20	2
Newhouse	9	34	3.8	8	0
D. White	18	31	1.7	22	4
Pearson	2	13	6.5	10	0
T. Hill	1	2	2.0	2	0
Johnson	1	0	0.0	0	0
Hogeboom	6	-10	-1.7	-1	0
COWBOYS	519	2,117	4.1	77	21
Opponents	410	1,499	3.7	32	12

RECEIVING	NO	YDS	AVG	LG	TD
Springs	73	589	8.1	80t	1
T. Hill	49	801	16.4	75t	7
Pearson	47	545	11.6	32	5
Cosbie	46	588	12.8	61t	6
Johnson	41	561	13.7	46	3
Dorsett	40	287	7.2	19	1
Donley	18	370	20.6	47	2
Newsome	18	250	13.9	52t	4
DuPre	12	142	11.8	28	1
D. White	1	15	15.0	15t	1
Rafferty	1	8	8.0	8	0
COWBOYS	346	4,156	12.0	80t	31
Opponents	299	4,365	14.6	83t	27

INTERCEPTIONS	NO	YDS	AVG	LG	TD
Thurman	6	49	8.2	34	0
Fellows	5	139	27.8	58t	1
Downs	4	80	20.0	28	0
Walls	4	70	17.5	37	0
Clinkscale	2	68	34.0	68t	1
T. Hill	2	12	6.0	12	0
Bates	1	29	29.0	29	0
Jones	1	12	12.0	12	0
Dickerson	1	8	8.0	8	0
Breung	1	0	0.0	0	0
COWBOYS	27	467	17.3	68t	2
Opponents	25	358	14.3	48t	1

PUNTING	NO	YDS	AVG	TBIN20	LG	BL	NET
D. White	38	1,543	40.6	3	6	50	1,360
Warren	39	1,551	39.8	1	8	54	0,320
Miller	5	178	35.6	0	2	43	0,212
COWBOYS	83	3,272	39.4	4	16	54	3,144
Opp.	84	3,515	41.9	10	23	59	0,340

PUNT RETURNS	NO	FC	YDS	AVG	LG	TD
R. Hill	30	2	232	7.7	37	0
Fellows	10	3	75	7.5	14	0
Allen	9	1	153	17.0	68t	1
Donley	1	0	1	1.0	1	0
Newhouse	1	0	0	0.0	0	0
COWBOYS	51	6	461	9.0	68t	1
Opponents	53	9	588	11.1	56t	0

KICKOFF RETURNS	NO	YDS	AVG	LG	TD
Fellows	43	855	19.9	53	0
R. Hill	13	243	18.7	40	0
Allen	8	178	22.3	31	0
Cosbie	2	17	8.5	10	0
Newsome	1	28	28.0	28	0
McSwain	1	17	17.0	17	0
Springs	1	13	13.0	13	0
Huther	1	0	0.0	0	0
COWBOYS	70	1,351	19.3	53	0
Opponents	78	1,806	23.2	66	0

SCORE BY	1	2	3	4	OT	T
QUARTERS						
COWBOYS	75	154	79	168	3	479
Opponents	120	84	70	86	0	360

FIELD GOALS	11-19	20-29	30-39	40-49	50+
Septien	0-0	5-5	8-8	9-12	0-2
COWBOYS	0-0	5-5	8-8	9-12	0-2
Opponents	2-2	8-8	8-8	4-8	1-4

Septien: (26), (45,24), (1), (41,34), (45,53M,45,35), (41,48M,42), (31,46,34), (23), (42M,36), (36,23), (50M,37), (25,40), (1), (35), (47,46M)

Opponents: (23,30,39,31M), (23), (31,27), (45M,19,42,43B), (41), (48,47M), (1), (37,24,26,26), (27,29), (52M,19,37), (51M), (42), (54), (49M,38), (52M)

SCORING	TDR	TDP	TDR1	FG	PAT	S	TP
Septien	0	0	0	22/27	57/59	0	123
Dorsett	8	1	0	0/0	0/0	0	54
Springs	7	1	0	0/0	0/0	0	48
T. Hill	0	7	0	0/0	0/0	0	42
Cosbie	0	6	0	0/0	0/0	0	36
Newsome	2	4	0	0/0	0/0	0	36
Pearson	0	5	0	0/0	0/0	0	30
D. White	4	1	0	0/0	0/0	0	30
Johnson	0	3	0	0/0	0/0	0	18
Donley	0	2	0	0/0	0/0	0	12
Fellows	0	0	2a	0/0	0/0	0	12
Allen	0	0	1b	0/0	0/0	0	6
Clinkscale	0	0	1c	0/0	0/0	0	6
Downs	0	0	1d	0/0	0/0	0	6
DuPre	0	1	0	0/0	0/0	0	6
Hegman	0	0	1e	0/0	0/0	0	6
Thurman	0	0	1f	0/0	0/0	0	6
Dickerson	0	0	0	0/0	0/0	1+	2
COWBOYS	21	31	7	22/27	57/59	1	479
Opponents	12	27	3*	22/30	42/42	0	360

a 62 blocked FG return vs. New Orleans (9/25)  
 b 58 interception return vs. Minnesota (10/2)  
 c 68 punt return vs. Kansas City (11/20)  
 d 10 fumble return vs. New York (9/18)  
 e 9 fumble return vs. Los Angeles (10/23)  
 f fumble recovery in end zone vs. St. Louis (9/11)  
 \* tackled Stabler in end zone vs. New Orleans (9/25)  
 \* Nelson 21 blocked punt return vs. S.D. (11/13)  
 Wright 48 interception return vs. San Francisco (12/19)  
 McLemore 56 punt return vs. San Francisco (12/19)

### USUAL STARTERS

WR Tony Hill (9)	LE Ed Jones
Butch Johnson (3)	LT John Dutton
Billy Joe DuPre (3)	RT Randy White
LT Pat Donovan	RE Harvey Martin
LG Herb Scott	RLB Mike Hegman
C Tom Rafferty	MLB Bob Breung
RG Kurt Peterson	RLB Anthony Dickerson
RT Jim Cooper	LCB Vernon Walters
TE Doug Cosbie	RCB Dennis Thurman
WR Drew Pearson	SS Dextor Clinkscale
QB Danny White	FS Michael Downs
RB Tony Dorsett	P Danny White (10)
FB Ron Springs	John Warren (3)
K Raphael Septien	

*Pro Bowlers in Bold*

# 1984 ★ DALLAS COWBOYS STATISTICS ★ 1984

## FOURTH PLACE, NFC EAST HEAD COACH: TOM LANDRY

### PRESEASON (3-1)

Date	W/L	Score	Opponent	Att.
8/4	W	31-17	GREEN BAY	43,371
8/11	W	24-13	@ San Diego	50,740
8/16	L	10-20	PITTSBURGH	55,658
8/25	W	31-24	HOUSTON	53,877

### REGULAR SEASON (9-7)

Date	W/L	Score	Opponent	Att.
9/3	W	20-13	@ L.A. Rams	65,403
9/9	L	7-28	@ N.Y. Giants	75,921
9/16	W	23-17	PHILADELPHIA	64,521
9/23	W	20-6	GREEN BAY	64,222
9/30	W	23-14	@ Chicago	63,623
10/7	L	20-31	ST. LOUIS	61,438
10/14	L	14-34	@ Washington	63,623
10/21	W	30-27	NEW ORLEANS (OT)	50,966
10/28	W	22-3	INDIANAPOLIS	58,724
11/4	L	7-19	N.Y. GIANTS	60,235
11/11	W	24-17	@ St. Louis	48,721
11/18	L	3-14	@ Buffalo	74,391
11/22	W	20-17	NEW ENGLAND	55,341
12/2	W	26-10	@ Philadelphia	66,322
12/9	L	28-30	WASHINGTON	64,286
12/17	L	21-28	@ Miami	74,139

### TEAM STATISTICS

	DALLAS	OPP
FIRST DOWNS	323	283
Rushing	93	106
Passing	202	155
Penalty	28	22
Third Down-Made/Att.	83/238	83/247
Third Down Efficiency	34.9	33.6
Fourth Down-Made/Att.	3/7	5/16
TOTAL NET YARDS	5,320	5,036
Avg. Per Game	332.5	314.8
Total Plays	1,121	1,094
Avg. Per Play	4.8	4.6
NET YARDS RUSHING	1,714	2,226
Avg. Per Game	107.1	139.1
Total Rushes	469	510
Avg. Per Rush	3.7	4.4
NET YARDS PASSING	3,606	2,810
Sacked/Yards Lost	48/389	57/390
Gross Yards	3,995	3,200
Attempts/Completions	604/322	527/250
Pct. of Completions	53.3	47.4
Had Intercepted	26	28
PUNTS/AVERAGE	108/38.2	99/42.8
Net Punting Average	34.0	36.3
PUNT RET./AVG.	54/8.3	55/4.2
KICKOFF RET./AVG.	63/19.0	65/20.2
INT./AVG. RET.	28/10.6	26/14.7
PENALTIES/YARDS	100/947	93/854
FUMBLES/BALL LOST	35/17	35/16
TOUCHDOWNS	34	36
Rushing	12	8
Passing	19	23
Returns	3	5
EXTRA POINTS/ATTEMPTS	33/34	35/36
FIELD GOALS/ATTEMPTS	23/29	19/28
AVG TIME OF POSSESSION	29:06	31:06

RUSHING	ATT	YDS	AVG	LG	TD
Dorsett	302	1,189	3.9	31	6
Newsome	66	268	4.1	30	5
Springs	68	197	2.9	16	1
D. White	6	21	3.5	8	0
Hogebloom	15	19	1.3	11	0
J. Jones	8	13	1.6	6	0
T. Hill	1	7	7.0	7	0
Donley	2	5	2.5	6	0
Smith	1	-5	-5.0	-5	0

COWBOYS	469	1,714	3.7	31	12
Opponents	510	2,226	4.4	35	8

RECEIVING	NO	YDS	AVG	LG	TD
Cosbie	60	789	13.2	36	4
Hill	58	864	14.9	66	5
Dorsett	51	459	9.0	68	1
Springs	46	454	9.9	57	3
Renfro	35	583	16.7	60	2
Donley	32	473	14.8	49	2
Newsome	26	263	10.1	29	0
J. Jones	7	57	8.1	19	1
Cornwell	2	23	11.5	13	1
Harris	1	9	9.0	9	0
Phillips	1	6	6.0	6	0
Pozderac	1	1	1.0	1	0
Carmichael	1	7	7.0	7	0
Smith	1	7	7.0	7	0

COWBOYS	322	3,995	12.4	68	19
Opponents	250	3,200	12.8	80	23

INTERCEPTIONS	NO	YDS	AVG	LG	TD
Downs	7	126	18.0	27	1
Thurman	5	81	16.2	43	1
Clinkscale	3	32	10.7	23	0
Walls	3	12	4.0	12	0
Fellows	3	3	1.0	3	0
Hegman	3	3	1.0	3	0
Lockhart	1	32	32.0	32	0
Scott	1	5	5.0	5	0
Bates	1	3	3.0	3	0
Dickerson	1	0	0.0	0	0
COWBOYS	28	297	10.6	43	2
Opponents	26	372	14.3	49	4

PUNTING NO	YDS	AVG	TBIN20	LG	BL	NET	
D. White	82	3,151	38.4	8	21	54	0 36.0
Warren	21	799	38.1	3	3	48	0 32.0
Miller	5	173	34.6	0	1	41	0 21.2
COWBOYS	108	4,123	38.2	11	25	54	0 34.0
Opp.	99	4,236	42.8	10	23	59	1 36.3

PUNT RETURNS	NO	FC	YDS	AVG	LG	TD
Allen	54	15	446	8.3	18	0
COWBOYS	54	15	446	8.3	18	0
Opponents	55	19	230	4.2	19	0

KICKOFF RETURNS	NO	YDS	AVG	LG	TD
Allen	33	666	20.2	34	0
McSwain	20	403	20.2	32	0
Fellows	6	94	15.7	23	0
Salonen	2	30	15.0	22	0
Granger	2	6	3.0	5	0
COWBOYS	63	1,199	19.0	34	0
Opponents	65	1,310	20.2	64	0

SCORE BY QUARTERS	1	2	3	4	OT	T
COWBOYS	65	89	56	95	3	308
Opponents	64	81	91	72	0	308

FIELD GOALS	11-19	20-29	30-39	40-49	50+
Septien	2-2	6-7	9-9	4-8	2-3
COWBOYS	2-2	6-7	9-9	4-8	2-3
Opponents	0-0	8-8	7-9	4-8	2-3

Septien: (31,52), (1,)(28M,47.51,30), (32,42), (44,32, 23), (52M,35,36), (1), (36,27,41), (19,19,24), (1), (42M,35,48M,45B), (20,47M), (28,23), (32), (1), (1)

Opponents: (31,36), (1), (39,39M), (37M), (41M, 43M), (46M,22), (20,22,47M), (49,50, 45M), (52), (40,38,23,27), (49B,30), (1), (29,56M), (23), (31,34,21), (1)

SCORING	TDR	TOP	TORI	FG	PAT	S	TP
Septien	0	0	0	23/29	33/34	0	102
Dorsett	6	1	0	0/0	0/0	0	42
T. Hill	0	5	0	0/0	0/0	0	30
Newsome	5	0	0	0/0	0/0	0	30
Cosbie	0	4	0	0/0	0/0	0	24
Springs	1	3	0	0/0	0/0	0	24
Donley	0	2	0	0/0	0/0	0	12
Renfro	0	2	0	0/0	0/0	0	12
Cornwell	0	1	0	0/0	0/0	0	6
Downs	0	0	1a	0/0	0/0	0	6
Jeffcoat	0	0	1b	0/0	0/0	0	6
J. Jones	0	1	0	0/0	0/0	0	6
Thurman	0	0	1c	0/0	0/0	0	6
Dorsett	0	0	0	0/0	0/0	1+	2

COWBOYS	12	19	3	23/29	33/34	1	308
Opponents	8	23	5*	19/28	35/36	0	308

- a 27 interception return vs. New England (11/22)
- b fumble recovery in end zone vs. New Orleans (10/21)
- c 38 interception return vs. Philadelphia (12/2) + tackled Pisarcik in end zone vs. Philadelphia (12/2)
- \* Headen 81 fumble return vs. N.Y. Giants (9/9)
- R. Brown 5 interception return vs. Green Bay (9/23)
- Coleman 49 interception return vs. Washington (10/14)
- Winston 43 interception return vs. New Orleans (10/21)
- Green 32 interception return vs. Washington (12/9)

### USUAL STARTERS

WR Tony Hill (11)	LE Ed Jones
Doug Donley (4)	LT John Dutton
LT Phil Pozderac (7)	RT Randy White
Herb Scott (5)	RE Jim Jeffcoat
Howard Richards (4)	LLB Mike Hegman
Glen Tlensor (12)	MLB Bob Breunig (8)
Herb Scott (4)	Eugene Lockhart (8)
C Tom Rafferty	RLB Anthony Dickerson
RG Jim Cooper (7)	LCB Everson Walls
Phil Pozderac (7)	RCB Ron Fellows
RT Kurt Peterson	SS Dextor Clinkscale
TE Doug Cosbie	FS Michael Downs
WR Mike Renfro (11)	P Danny White (12)
Doug Donley (5)	John Warren (3)
QB Gary Hogebloom (10)	
Danny White (6)	
RB Tony Dorsett	
FB Ron Springs (12)	
Timmy Newsome (4)	
K Raphael Septien	

*Pro Bowlers in Bold*

PASSING	ATT	COMP	YDS	PCT	AVG	ATT	TD	PCT	PCT	LG	SKS/YDS	RATING
Hogebloom	367	195	2,366	53.1	6.45	7	1.9	14	3.8	68t	26/211	63.7
D. White	233	126	1,580	54.1	6.78	11	4.7	11	4.7	66t	22/178	71.5
Renfro	2	1	49	50.0	24.50	1	50.0	0	0.0	49t	0/0	135.4
Springs	1	0	0	0.0	0.00	0	0.0	0	0.0	0/0	0/0	39.6
Dorsett	1	0	0	0.0	0.00	0	0.0	1	100.0	0	0/0	0.0
COWBOYS	604	322	3,995	53.3	6.61	19	3.2	26	4.3	68t	48/389	66.6
Opponents	527	250	3,200	47.4	6.07	23	4.4	28	5.3	80t	57/390	59.3



# 1985 ★ DALLAS COWBOYS STATISTICS ★ 1985

## FIRST PLACE, NFC EAST HEAD COACH: TOM LANDRY

PRESEASON (4-0)			
Date	W/L	Score	Opponent
8/10	W	27-3	GREEN BAY
8/17	W	27-24	@ San Diego (OT)
8/26	W	15-13	CHICAGO
8/31	W	20-10	HOUSTON
REGULAR SEASON (10-6)			
9/9	W	44-14	WASHINGTON
9/15	L	21-26	@ Detroit
9/22	W	20-7	CLEVELAND
9/29	W	17-10	@ Houston
10/6	W	30-29	@ N.Y. Giants
10/13	W	27-13	PITTSBURGH
10/20	L	14-16	@ Philadelphia
10/27	W	24-10	ATLANTA
11/4	L	10-21	@ St. Louis
11/10	W	13-7	@ Washington
11/17	L	0-44	CHICAGO
11/24	W	34-17	PHILADELPHIA
11/28	W	35-17	ST. LOUIS
12/8	L	24-50	@ Cincinnati
12/15	W	28-21	N.Y. GIANTS
12/22	L	16-31	@ San Francisco
1985 DIVISIONAL PLAYOFF			
1/4/86	L	0-20	@ L.A. Rams

TEAM STATISTICS	DALLAS	OPP
FIRST DOWNS	336	312
Rushing	95	98
Passing	208	193
Penalty	33	21
Third Down-Made/Att.	96/227	87/228
Third Down Efficiency	42.3	38.2
Fourth Down-Made/Att.	5/9	7/17
TOTAL NET YARDS	5,602	5,608
Avg. Per Game	350.1	350.5
Total Plays	1,093	1,076
Avg. Per Play	5.1	5.2
NET YARDS RUSHING	1,741	1,853
Avg. Per Game	108.8	115.8
Total Rushes	462	465
Avg. Per Rush	3.8	4.0
NET YARDS PASSING	3,861	3,755
Sacked/Yards Lost	44/375	62/459
Gross Yards	4,236	4,214
Attempts/Completions	587/344	549/279
Pct. of Completions	58.6	50.8
Had Intercepted	25	33
PUNTS/AVERAGE	83/41.4	78/41.3
Net Punting Average	35.3	36.7
PUNT RET./AVG.	40/5.9	44/6.5
KICKOFF RET./AVG.	62/19.5	68/19.3
INT./AVG. RET.	33/8.0	25/12.8
PENALTIES/YARDS	100/759	108/990
FUMBLES/BALL LOST	29/16	24/15
TOUCHDOWNS	43	40
Rushing	11	18
Passing	27	20
Returns	5	2
EXTRA POINTS/ATTEMPTS	42/43	37/40
FIELD GOALS/ATTEMPTS	19/28	18/27
AVG TIME OF POSSESSION	30:34	29:26

RUSHING	ATT	YDS	AVG	LG	TD
Dorsett	305	1,307	4.3	60†	7
Newsome	88	252	2.9	15	2
Hogeboom	8	48	6.0	15	1
D. White	22	44	2.0	21	1
Williams	13	40	3.1	9	0
Lavette	13	34	2.6	10	0
Fowler	7	25	3.6	6	0
J. Jones	1	0	0.0	0	0
Banks	1	-1	-1.0	-1	0
Pelluer	3	-2	-0.7	1	0
Hill	1	-6	-6.0	-6	0
COWBOYS	462	1,741	3.8	60†	11
Opponents	465	1,853	4.0	74†	18

RECEIVING	NO	YDS	AVG	LG	TD
Hill	74	1,113	15.0	53†	7
Cosbie	64	793	12.4	42	6
Renfro	60	955	15.9	58†	8
Dorsett	46	449	9.8	56†	3
Newsome	46	361	7.9	24	1
J. Jones	24	179	7.5	35	0
Powe	15	237	16.9	34	0
Cornwell	6	77	12.8	32	1
Fowler	5	24	4.8	10	0
Gonzalez	3	28	9.3	13	0
D. White	1	12	12.0	12†	1
Lavette	1	8	8.0	8	0
COWBOYS	344	4,236	12.3	58†	27
Opponents	279	4,214	15.1	70†	20

INTERCEPTIONS	NO	YDS	AVG	LG	TD
Walls	9	31	3.4	19	0
Thurman	5	21	4.2	21†	1
Fellows	4	52	13.0	29	0
Bates	4	15	3.8	8	0
Clinkscale	3	16	5.3	11	0
Downs	3	11	3.7	11	0
Scott	2	26	13.0	26†	1
Jeffcoat	1	65	65.0	65†	1
Lockhart	1	19	19.0	19†	1
Hegman	1	7	7.0	7	0
COWBOYS	33	263	8.0	65†	4
Opponents	25	319	12.8	47	2

PUNTING	NO	YDS	AVG	TB/IN20	LG	BL	NET
Saxon	82	3,396	41.9	10	20	57	1 35.6
D. White	1	43	43.0	1	0	43	0 36.0
COWBOYS	83	3,439	41.4	11	20	57	1 35.3
Opp.	78	3,218	41.3	6	23	60	1 36.7

PUNT RETURNS	NO	FC	YDS	AVG	LG	TD
Bates	22	6	152	6.9	21	0
Gonzalez	15	5	58	3.9	13	0
Banks	3	3	27	9.0	28	0
COWBOYS	40	14	237	5.9	28	0
Opponents	44	10	286	6.5	19	0

KICKOFF RETURNS	NO	YDS	AVG	LG	TD
Lavette	34	682	20.1	34	0
Duckett	9	173	19.2	25	0
J. Jones	9	161	17.9	26	0
Williams	6	129	21.5	30	0
Fowler	3	48	16.0	20	0
Powe	1	17	17.0	17	0
COWBOYS	62	1,210	19.5	34	0
Opponents	68	1,310	19.3	43	0

SCORE BY QUARTERS	1	2	3	4	OT	T
COWBOYS	55	122	78	102	0	357
Opponents	66	73	98	96	0	333

FIELD GOALS	11-19	20-29	30-39	40-49	50+
Septien	1-1	5-5	8-11	4-9	1-2
COWBOYS	1-1	5-5	8-11	4-9	1-2
Opponents	0-0	3-4	10-11	5-11	0-1

Septien: (53,39,43), (42M,44M), (39,49M,33), (47M,33M,36M,35,36M), (22,29,31), (47M, 38,39), (1), (28), (18), (40,50M,36), (1), (1), (21), (1), (29,48,41)  
Opponents: (1), (34,46,48M), (1), (33,37M), (23,37,47), (48,49M,34), (39,33,36), (38,46M,27M), (45M), (49M), (44,46,22), (26), (38, 53M), (49M), (1), (39)

SCORING	TOR	TDP	TDR	FG	PAT	\$	TP
Septien	0	0	0	19/28	42/43	0	99
Dorsett	7	3	0	0/0	0/0	0	60
Renfro	0	8	0	0/0	0/0	0	48
Hill	0	7	0	0/0	0/0	0	42
Cosbie	0	6	0	0/0	0/0	0	36
Newsome	2	1	0	0/0	0/0	0	18
D. White	1	1	0	0/0	0/0	0	12
Cornwell	0	1	0	0/0	0/0	0	6
Hogeboom	1	0	0	0/0	0/0	0	6
Jeffcoat	0	0	1a	0/0	0/0	0	6
Lockhart	0	0	1b	0/0	0/0	0	6
Penn	0	0	1c	0/0	0/0	0	6
Scott	0	0	1d	0/0	0/0	0	6
Thurman	0	0	1e	0/0	0/0	0	6
COWBOYS	11	27	5	19/28	42/43	0	357
Opponents	8	20	2*	18/27	37/40	1	333

a 65 interception return vs. N.Y. Giants (12/15)  
b 19 interception return vs. Pittsburgh (10/13)  
c 46 blocked punt return vs. Cincinnati (12/8)  
d 26 interception return vs. Cincinnati (9/9)  
e 21 interception return vs. Washington (9/9)  
\* Dent 1 interception return vs. Chicago (11/17)  
Richardson 36 interception return vs. Chicago (11/17)

+ Browner safety vs. Cincinnati (12/8)

### USUAL STARTERS

WR <b>Tony Hill</b>	LE Ed Jones
LT Chris Schultz (8)	LT John Dutton
Phil Pozderac (7)	RT <b>Randy White</b>
LG Glen Tansor	RE Jim Jeffcoat
C Tom Rafferty	LLB Mike Hegman
RG Kurt Peterson	MLB Eugene Lockhart
RT Jim Cooper	RLB Jeff Rohrer
TE <b>Doug Cosbie</b>	LCB <b>Everson Walls</b>
WR Mike Renfro	RCB Ron Fellows (11)
QB Danny White	Victor Scott (3)
RB Tony Dorsett	SS Dextor Clinkscale
FB Timmy Newsome	FS Michael Downs
K Raphael Septien	P Mike Saxon

*Pro Bowlers in Bold*

PASSING	ATT	COMP	YDS	PCT	ATT	TD	INT	PCT	INT	LG	SKS/YDS	RATING
D. White	450	267	3,157	59.3	7.02	21	4.7	17	3.8	56†	30/257	80.6
Hogeboom	126	70	978	55.6	7.76	5	4.0	7	5.6	58†	14/118	70.8
Pelluer	8	5	47	62.5	5.88	0	0.0	0	0.0	28	0/0	78.7
Hill	1	1	42	100.0	42.00	0	0.0	0	0.0	42	0/0	118.8
J. Jones	2	1	12	50.0	6.00	1	50.0	1	50.0	12†	0/0	68.8
COWBOYS	587	344	4,236	58.6	7.22	27	4.6	25	4.3	58†	44/375	78.6
Opponents	549	279	4,214	50.8	7.68	20	3.6	33	6.0	70†	62/459	63.5

## 1986 ★ DALLAS COWBOYS STATISTICS ★ 1986

THIRD PLACE, NFC EAST  
HEAD COACH: TOM LANDRY

## PRESEASON (0-5)

Date	W/L	Score	Opponent	Att.
8/3	L	6-17	Chicago @ London	82,699
8/9	L	0-20	@ San Diego	47,744
8/16	L	19-24	@ L.A. Raiders	52,153
8/22	L	28-41	PITTSBURGH	54,299
8/30	L	14-17	HOUSTON	62,239

## REGULAR SEASON (7-9)

Date	W/L	Score	Opponent	Att.
9/8	W	31-28	N.Y. GIANTS	59,804
9/14	W	31-7	@ Detroit	73,812
9/21	L	35-37	ATLANTA	62,880
9/29	W	31-7	@ St. Louis	49,077
10/5	L	14-29	@ Denver	76,082
10/12	W	30-6	WASHINGTON	63,264
10/19	W	17-14	@ Philadelphia	68,572
10/26	W	37-6	ST. LOUIS	60,756
11/2	L	14-17	@ N.Y. Giants	74,871
11/9	L	13-17	L.A. RAIDERS	61,706
11/16	W	24-21	@ San Diego	55,622
11/23	L	14-41	@ Washington	55,642
11/27	L	14-31	SEATTLE	58,023
12/7	L	10-29	@ L.A. Rams	64,949
12/14	L	21-23	PHILADELPHIA	46,117
12/21	L	10-24	CHICAGO	57,256

## TEAM STATISTICS

	DALLAS	OPP
FIRST DOWNS.....	325	286
Rushing.....	98	118
Passing.....	199	148
Penalty.....	28	20
Third Down-Made/Att.....	80/213	89/226
Third Down Efficiency.....	37.6	39.4
Fourth Down-Made/Att.....	6/14	4/7
TOTAL NET YARDS.....	5,474	4,985
Avg. Per Game.....	342.2	311.6
Total Plays.....	1,054	1,017
Avg. Per Play.....	5.2	4.9
NET YARDS RUSHING.....	1,969	2,200
Avg. Per Game.....	123.1	137.5
Total Rushes.....	447	500
Avg. Per Rush.....	4.4	4.4
NET YARDS PASSING.....	3,505	2,785
Sacked/Yards Lost.....	60/498	53/364
Gross Yards.....	4,003	3,149
Attempts/Completions.....	547/319	464/226
Pct. of Completions.....	58.3	48.7
Had Intercepted.....	24	17
PUNTS/AVERAGE.....	87/40.2	87/41.6
Net Punting Average.....	34.5	36.6
PUNT RET./AVG.....	46/5.5	41/7.3
KICKOFF RET./AVG.....	59/20.5	66/20.6
INT./AVG. RET.....	17/10.8	24/13.8
PENALTIES/YARDS.....	111/931	90/817
FUMBLES/BALL LOST.....	44/17	29/18
TOUCHDOWNS.....	43	41
Rushing.....	21	17
Passing.....	21	21
Returns.....	1	3
EXTRA POINTS/ATTEMPTS.....	43/43	39/41
FIELD GOALS/ATTEMPTS.....	15/21	16/30
AVG TIME OF POSSESSION.....	31:14	28:46

RUSHING	ATT	YDS	AVG	LG	TD
Dorsett	184	748	4.1	33	5
Walker	151	737	4.9	84	12
Pelluer	41	255	6.2	21	1
Newsome	34	110	3.2	13	2
Collier	6	53	8.8	21	0
Clack	4	19	4.8	8	0
D. White	8	16	2.0	10	1
Sherrard	2	11	5.5	8	0
Cosbie	1	9	9.0	9	0
Lavette	10	6	0.6	5	0
Fowler	6	5	0.8	2	0
COWBOYS	447	1,969	4.4	84	21
Opponents	500	2,200	4.4	50	17

RECEIVING	NO	YDS	AVG	LG	TD
Walker	76	837	11.0	84	2
Hill	49	770	15.7	63	3
Newsome	48	421	8.8	30	3
Sherrard	41	744	18.2	68	5
Cosbie	28	312	11.1	22	1
Dorsett	25	267	10.7	36	1
Renfro	22	325	14.8	30	3
Banks	17	202	11.9	23	0
Chandler	6	57	9.5	15	2
Lavette	5	31	6.2	9	1
Fowler	1	19	19.0	19	0
Clack	1	18	18.0	18	0
COWBOYS	319	4,003	12.6	84	21
Opponents	232	3,149	13.6	71	21

INTERCEPTIONS	NO	YDS	AVG	LG	TD
Downs	6	54	9.0	31	0
Fellows	5	46	9.2	34	1
Walls	3	46	15.3	24	0
Scott	1	31	31.0	31	0
Lockhart	1	5	5.0	5	0
Holloway	1	1	1.0	1	0
COWBOYS	17	183	10.8	34	1
Opponents	24	331	13.8	56	2

PUNTING	NO	YDS	AVG	TB	IN20	LG	BL	NET
Saxon	87	3,498	40.2	10	28	58	1	34.5
COWBOYS	87	3,498	40.2	10	28	58	1	34.5
Opp.	87	3,620	41.6	9	17	62	1	36.6

PUNT RETURNS	NO	FC	YDS	AVG	LG	TD
Banks	27	14	160	5.9	20	0
Lavette	18	3	92	5.1	28	0
Holloway	1	0	0	0.0	0	0
COWBOYS	46	17	252	5.5	28	0
Opponents	41	14	301	7.3	26	0

KICKOFF RETURNS	NO	YDS	AVG	LG	TD
Lavette	36	699	19.4	37	0
Clack	19	421	22.2	51	0
Newsome	2	32	16.0	18	0
Banks	1	56	56.0	56	0
Tuinei	1	0	0.0	0	0
COWBOYS	59	1,208	20.5	56	0
Opponents	66	1,358	20.6	38	0

SCORE BY QUARTERS	1	2	3	4	OT	T
COWBOYS	61	105	62	118	0	346
Opponents	44	136	74	83	0	337

FIELD GOALS	11-19	20-29	30-39	40-49	50+
Septien	0-0	4-5	6-7	4-7	1-2
COWBOYS	0-0	4-5	6-7	4-7	1-2
Opponents	1-1	4-5	5-8	5-7	1-9

Septien: (35), (27), (1), (32, 42M), (1), (21, 37, 36), (38), (44, 43, 47), (33M, 42M, 63M), (20, 44M, 20), (33, 28M), (1), (1), (48), (1), (50)

Opponents: (36M), (1), (47, 33, 56M, 52B, 18), (42B), (1), (50M, 51M, 37M), (50M, 31M), (35, 36), (25, 51M), (45), (44M, 55M), (50M, 25, 41), (42, 26M), (37, 27), (26, 50, 40), (31)

SCORING	TD	TOP	TDRI	FG	PAT	S	TP
Septien	0	0	0	15/21	43/43	0	88
Walker	12	2	0	0/0	0/0	0	84
Dorsett	5	1	0	0/0	0/0	0	36
Newsome	2	3	0	0/0	0/0	0	30
Sherrard	0	5	0	0/0	0/0	0	30
Hill	0	3	0	0/0	0/0	0	18
Renfro	0	3	0	0/0	0/0	0	18
Chandler	0	2	0	0/0	0/0	0	12
Cosbie	0	1	0	0/0	0/0	0	6
Fellows	0	0	1a	0/0	0/0	0	6
Lavette	0	1	0	0/0	0/0	0	6
Pelluer	1	0	0	0/0	0/0	0	6
D. White	1	0	0	0/0	0/0	0	6
COWBOYS	21	21	1	15/21	43/43	0	346
Opponents	17	21	3*	16/30	39/41	2+	337

a 22 interception return vs. St. Louis (9/29)  
 \* Pitts 22 fumble return vs. Atlanta (9/21)  
 Butler 33 interception return vs. Atlanta (9/21)  
 Irvin 50 interception return vs. L.A. Rams (12/7)  
 + R. Jones safety vs. Denver (10/5)  
 Jeter safety vs. L.A. Rams (12/7)

## USUAL STARTERS

WR Tony Hill	LE Ed Jones
LT Mark Tuinei (11)	LT John Dutton
Phil Pozderac (3)	RT Randy White
LG Glen Titensor	RE Jim Jeffcoat
C. Tom Rafferty	LLB Mike Hegran
RG Crawford Ker	MLB Eugene Lockhart
RT Jim Cooper (9)	RLB Jeff Rohrer
Phil Pozderac (7)	LCB Everson Walls
TE Doug Cosbie	RCB Ron Fellows
WR Mike Renfro (6)	SS Bill Bates
Gordon Banks (5)	FS Michael Downs
Mike Sherrard (4)	P Mike Saxon
QB Steve Pelluer (9)	
Danny White (6)	
RB Tony Dorsett (12)	
Herschel Walker (4)	
FB Timmy Newsome (12)	
Herschel Walker (4)	
K Raphael Septien	

Pro Bowlers in Bold

PASSING	ATT	COMP	YDS	PCT	AVG	ATT	TD	PCT	INT	PCT	INT	LG	SKS/YDS	RATING
Pelluer	378	215	2,727	56.9	7.21	8	2	17	4.5	84	47/362	67.9		
D. White	153	95	1,157	62.1	7.56	12	7	5	3.3	63	10/98	97.9		
Collier	15	8	96	53.3	6.40	1	6	7	2	13.3	27	3/38	55.8	
Renfro	1	1	23	100.0	23.00	0	0	0	0	0	23	0/0	118.8	
COWBOYS	547	319	4,003	58.3	7.32	21	3	24	4.4	84	60/498	75.7		
Opponents	464	226	3,149	48.7	6.79	21	4	17	3.7	71	53/364	70.8		

# 1987 ★ DALLAS COWBOYS STATISTICS ★ 1987

## SECOND PLACE, NFC EAST HEAD COACH: TOM LANDRY

PRESEASON (1-3)			
Date	W/L	Score	Opponent
8/15	L	0-29	@ San Diego
8/22	W	13-3	@ San Francisco
8/30	L	10-34	L.A. RAIDERS
9/5	L	13-18	HOUSTON
REGULAR SEASON (7-8)			
9/13	L	13-24	@ St. Louis
9/20	W	16-14	@ N.Y. Giants
9/27			BUFFALO canceled
10/4	W	38-24	@ N.Y. Jets
10/11	W	41-22	PHILADELPHIA
10/19	L	7-13	WASHINGTON
10/25	L	20-37	@ Philadelphia
11/2	W	33-24	N.Y. GIANTS
11/8	L	17-27	@ Detroit
11/15	W	23-17	@ New Eng. (OT)
11/22	L	14-20	MIAMI
11/26	L	38-44	MINNESOTA (OT)
12/6	L	10-21	ATLANTA
12/13	L	20-24	@ Washington
12/21	W	29-21	@ L.A. Rams
12/27	W	21-16	ST. LOUIS

### TEAM STATISTICS

	DALLAS	OPP
FIRST DOWNS	293	294
Rushing	93	85
Passing	176	175
Penalty	24	34
Third Down-Made/Att	86/222	96/223
Third Down Efficiency	38.3	43.1
Fourth Down-Made/Att	3/9	6/14
TOTAL NET YARDS	5,056	5,061
Avg. Per Game	337.1	337.4
Total Plays	1,017	1,012
Avg. Per Play	5.0	5.0
NET YARDS RUSHING	1,865	1,617
Avg. Per Game	124.3	107.8
Total Rushes	465	459
Avg. Per Rush	4.0	3.5
NET YARDS PASSING	3,191	3,444
Sacked/Yards Lost	52/403	51/337
Gross Yards	3,594	3,781
Attempts/Completions	500/288	502/269
Pct. of Completions	57.6	53.6
Had Intercepted	20	23
PUNTS/AVERAGE	84/39.6	75/40.6
Net Punting Average	33.7	34.0
PUNT RET./AVG.	41/8.6	45/8.4
KICKOFF RET./AVG.	64/20.2	65/19.7
INT./AVG. RET.	23/9.0	20/14.0
PENALTIES/YARDS	131/1,091	100/851
FUMBLES/BALL LOST	30/20	29/20
TOUCHDOWNS	38	42
Rushing	17	19
Passing	19	21
Returns	2	2
EXTRA POINTS/ATTEMPTS	37/37	39/41
FIELD GOALS/ATTEMPTS	25/29	19/29
AVG TIME OF POSSESSION	31:01	29:28

### SCORE BY QUARTERS

	1	2	3	4	OT	T
COWBOYS	71	108	78	77	6	340
Opponents	84	68	79	111	6	348

	PASSING		YDS		PCT		AVG		PCT		PCT		LG	SKS/YDS	RATING
	ATT	COMP	YDS	PCT	ATT	TD	TD	INT	INT	INT					
D. White	362	215	2,617	59.4	7.23	12	3.3	17	4.7	43	44/353	73.2			
Pelluer	101	55	642	54.5	6.36	3	3.0	2	2.0	44	5/35	75.6			
Sweeney	28	14	291	50.0	10.39	4	14.3	1	3.6	771	3/15	111.8			
Snyder	9	4	44	44.4	4.89	0	0.0	0	0.0	22	0/0	59.5			
COWBOYS	500	288	3,594	57.6	7.19	19	3.8	20	4.0	771	52/403	76.0			
Opponents	502	269	3,781	53.6	7.53	21	4.2	23	4.6	621	51/337	73.0			

RUSHING	ATT	YDS	AVG	LG	TD	KICKOFF RETURNS	NO	YDS	AVG	LG	TD
Walker	209	891	4.3	60t	7	Clack	29	635	21.9	48	0
Dorsett	130	456	3.5	24	1	Martin	12	237	19.8	38	0
Pelluer	25	142	5.7	21	1	Edwards	7	155	22.1	32	0
Blount	46	125	2.7	15	3	Adams	6	113	18.8	27	0
Newsome	25	121	4.8	24t	2	Lavette	4	72	18.0	22	0
Edwards	2	61	30.5	62t	1	Spivey	2	49	24.5	29	0
Adams	7	49	7.0	27t	1	Newsome	2	22	11.0	12	0
D. White	10	14	1.4	8	1	Chandler	1	7	7.0	7	0
Sweeney	5	8	1.6	5	0	Borresen	1	5	5.0	5	0
E.J. Jones	2	7	3.5	5	0	COWBOYS	64	1,295	20.2	48	0
Snyder	2	0	0.0	0	0	Opponents	65	1,281	19.7	45	0
G. White	1	-4	-4.0	-4	0						
Cosbie	1	-5	-5.0	-5	0						
COWBOYS	465	1,865	4.0	62t	17	FIELD GOALS	11-19	20-29	30-39	40-49	50+
Opponents	459	1,617	3.5	52	19	Ruzek	0-0	0-0	0-1	1-2	1-1
						Zendejas	0-0	0-0	1-1	1-2	1-1
						COWBOYS	0-0	8-8	7-8	9-12	1-1
						Opponents	2-2	5-6	8-10	9-11	0-0

RECEIVING	NO	YDS	AVG	LG	TD
Walker	60	715	11.9	44	1
Renfro	46	662	14.4	43	4
Cosbie	36	421	11.7	30	3
Edwards	34	521	15.3	38t	3
Newsome	34	274	8.1	30	2
Dorsett	19	177	9.3	33	1
Banks	15	231	15.4	34	1
Barksdale	12	165	13.8	22	1
Burbage	7	168	24.0	77t	2
Martin	5	103	20.6	33	0
G. White	5	46	9.2	14	0
Chandler	5	25	5.0	9	1
E.J. Jones	3	16	5.3	10	0
Spivey	2	34	17.0	25	0
C. Scott	1	11	11.0	11	0
Adams	1	8	8.0	8	0
Fowler	1	6	6.0	6	0
Lavette	1	6	6.0	6	0
Blount	1	5	5.0	5	0
COWBOYS	288	3,594	12.5	77t	19
Opponents	269	3,781	14.1	62t	21

INTERCEPTIONS	NO	YDS	AVG	LG	TD
Walls	5	38	7.6	30	0
Downs	4	56	14.0	27	0
Bates	3	28	9.3	28	0
Haynes	3	7	2.3	7	0
Francis	2	18	9.0	18t	1
Jeffcoat	1	26	26.0	26t	1
Penn	1	21	21.0	21	0
Lockhart	1	13	13.0	13	0
Scott	1	1	1.0	1	0
Green	1	0	0.0	0	0
R. White	1	0	0.0	0	0
COWBOYS	23	208	9.0	30	2
Opponents	20	279	14.0	69	0

PUNTING	NO	YDS	AVG	TBIN20	LG	BL	NET
Saxon	68	2,685	39.5	5	20	63	0 34.2
Sawyer	16	639	39.9	1	3	54	0 31.4
COWBOYS	84	3,324	39.6	6	23	63	0 33.7
Opp.	75	3,042	40.6	7	14	64	1 34.0

PUNT RETURNS	NO	FC	YDS	AVG	LG	TD
Martin	22	2	216	9.8	38	0
Edwards	8	1	75	9.4	13	0
Banks	5	1	33	6.6	12	0
Burbage	5	1	29	5.8	13	0
Livingston	1	0	0	0.0	0	0
COWBOYS	41	5	353	8.6	38	0
Opponents	45	17	376	8.4	78t	0

### USUAL STARTERS

WR Kelvin Edwards (9)	LE Ed Jones
Gordon Banks (4)	LT Kevin Brooks (12)
LT Mark Tumei (8)	Mike Dwyer (3)
Daryle Smith (7)	RT Randy White
LG Nate Newton (11)	RE Jim Jeffcoat
Sal Cesario (3)	LLB Mike Hegman (10)
C Tom Rafferty (12)	Dale Jones (3)
Mike Zentz (3)	MLB Eugene Clark (9)
RG Crawford Ker (12)	Russ Swan (3)
Bob White (3)	RLB Jeff Rotter (12)
RT Kevin Gogan (10)	Chris Dulliban (3)
Steve Csovicos (3)	LCB Everson Walls
TE Doug Cosbie (12)	RCB Ron Francis (11)
Rich Borresen (3)	Robert Williams (3)
WR Mike Rento	SS Bill Bates (11)
QB Danny White (9)	Tommy Haynes (3)
Steve Pelluer (4)	FS Michael Downs (12)
RB Herschel Walker (7)	Al Green (3)
Tony Dorsett (6)	P Mike Saxon (13)
Timmy Newsome (8)	Buzz Sawyer (3)
Gerald White (3)	
Herschel Walker (3)	
K Roger Ruzek	

*Pro Bowlers in Bold*

## 1988 ★ DALLAS COWBOYS STATISTICS ★ 1988

FIFTH PLACE, NFC EAST  
HEAD COACH: TOM LANDRY

PRESEASON (2-2)		Opponent	Att.
8/6	L 21-24	@ San Diego	40,110
8/13	W 27-17	@ L.A. Raiders	40,774
8/22	W 17-9	CHICAGO	47,796
8/27	L 10-34	HOUSTON	48,400
REGULAR SEASON (3-13)		Opponent	Att.
9/4	L 21-24	@ Pittsburgh	56,813
9/12	W 17-14	@ Phoenix	67,139
9/18	L 10-12	N.Y. GIANTS	55,325
9/25	W 26-20	ATLANTA	39,702
10/3	L 17-20	@ New Orleans	68,474
10/9	L 17-35	WASHINGTON	63,235
10/16	L 7-17	@ Chicago	64,759
10/23	L 23-24	@ Philadelphia	66,309
10/30	L 10-16	PHOENIX	42,196
11/6	L 21-29	@ N.Y. Giants	75,826
11/13	L 3-43	MINNESOTA	57,830
11/20	L 24-38	CINCINNATI	37,865
11/24	L 17-25	HOUSTON	50,845
12/4	L 21-24	@ Cleveland	77,683
12/11	W 24-17	@ Washington	51,526
12/18	L 7-23	PHILADELPHIA	46,131

RUSHING	ATT	YDS	AVG	LG	TD
Walker	361	1,514	4.2	38	5
Pelluer	51	314	6.2	27	2
Newsome	32	75	2.3	8	3
Clack	11	54	4.9	17	0
Sweeney	6	34	5.7	10	0
Fowler	3	6	2.0	4	0
Invin	1	2	2.0	2	0
Martin	4	-4	-1.0	11	0
COWBOYS	469	1,995	4.3	38	10
Opponents	454	1,858	3.1	51	13

RECEIVING	NO	YDS	AVG	LG	TD
Alexander	54	788	14.6	50	6
Walker	53	505	9.5	50	2
Martin	49	622	12.7	35	3
Invin	32	654	20.4	61	5
Newsome	30	236	7.9	32	0
Chandler	18	186	10.3	29	1
Clack	17	126	7.4	18	1
Gay	15	205	13.7	25	1
Cosbie	12	112	9.3	21	0
Fowler	10	64	6.4	13	0
Folsom	9	84	9.3	20	2
Edwards	5	93	18.6	27	0
Burbage	2	50	25.0	41	0
Newton	1	2	2.0	2	0
COWBOYS	307	3,727	12.1	61	21
Opponents	264	3,883	14.7	73	30

INTERCEPTIONS	NO	YDS	AVG	LG	TD
Williams	2	18	9.0	12	0
Downs	2	3	1.5	3	0
Walls	2	0	0.0	0	0
Francis	1	29	29.0	29	0
Noonan	1	17	17.0	17	1
Bates	1	0	0.0	0	0
Hendrix	1	0	0.0	0	0
COWBOYS	10	67	6.7	29	1
Opponents	27	314	11.6	66	0

PUNTING	NO	YDS	AVG	TB/IN20	LG	BL	NET
Saxon	80	3,271	40.9	15	24	55	0 34.2
COWBOYS	80	3,271	40.9	15	24	55	0 34.2
Opp.	86	3,574	41.6	6	19	70	0 36.0

PUNT RETURNS	NO	FC	YDS	AVG	LG	TD
Martin	44	15	360	8.2	21	0
Walls	1	0	0	0.0	0	0
COWBOYS	45	15	360	8.0	21	0
Opponents	37	15	239	6.5	18	0

KICKOFF RETURNS	NO	YDS	AVG	LG	TD
Clack	32	690	21.6	40	0
Burbage	20	448	22.4	53	0
Martin	12	210	17.5	31	0
Higgs	2	31	15.5	17	0
Smith	2	24	12.0	13	0
B. White	1	7	7.0	7	0
COWBOYS	69	1,410	20.2	53	0
Opponents	56	1,060	18.9	44	0

SCORE BY QUARTERS	1	2	3	4	OT	T
COWBOYS	71	47	64	83	0	265
Opponents	80	125	74	102	0	381

FIELD GOALS	11-0	20-29	30-39	40-49	50+
Zendejas	0-0	0-0	0-0	1-3	0-0
Ruzek	0-0	4-5	4-7	3-7	1-3
COWBOYS	0-0	4-5	4-7	4-10	1-3
Opponents	0-0	9-9	8-9	6-10	1-1

Zendejas: (49M), (47,49M), (0,0), (0,0), (0,0), (0,0), (0,0), (0,0), (0,0)

Ruzek: (1,1), (41,28M), (43M,24), (39M,39), (45,53M), (42M,35M), (26,34,30), (39), (1), (50), (44), (29), (488,50M), (22,47M, 37M), (1), (40M), (21,42M), (39), (32), (37,50,47), (39,27), (41), (28,49,47,22), (25), (41), (37,35M,27,27)

SCORING	TDR	TD	TPDR	FG	PAT	S	TP
Ruzek	0	0	0	12/22	27/27	0	63
Walker	5	2	0	0/0	0/0	0	42
Alexander	0	6	0	0/0	0/0	0	36
Invin	0	5	0	0/0	0/0	0	30
Martin	0	3	0	0/0	0/0	0	18
Newsome	3	0	0	0/0	0/0	0	18
Folsom	0	2	0	0/0	0/0	0	12
Pelluer	2	0	0	0/0	0/0	0	12
Noonan	0	0	1a	0/0	0/0	1	8
Zendejas	0	0	0	1/3	5/5	0	8
Chandler	0	1	0	0/0	0/0	0	6
Clack	0	1	0	0/0	0/0	0	6
Gay	0	1	0	0/0	0/0	0	6
COWBOYS	10	21	1	13/25	32/32	1	265
Opponents	13	30	1*	24/29	41/44	2	381

a 17 interception return vs. Atlanta (9/25)

# safety vs. Atlanta (9/25)

\* H. Thomas 2 fumble return vs. Minnesota

(11/13)

& Collins safety vs. N.Y. Giants (9/18)

Doleman/Baker safety vs. Minnesota (11/13)

## USUAL STARTERS

WR Ray Alexander	LE Ed Jones
LT Dave Widell (8)	LT Kelvin Brooks
Daryle Smith (4)	RT Danny Noonan
Mark Tuinei (4)	RE Jim Jeffcoat
LG Nate Newton	LLB Ron Burton
C Tom Raftery	MLB Eugene Lockhart
RG Crawford Ker	RLB Garry Cobb
RT Kevin Gogan	LCB Everson Walls
TE Thornton Chandler (12)	RCB Robert Williams
Doug Cosbie (4)	SS Bill Bates
WR Michael Irvin (10)	FS Michael Downs
Kevin Martin (6)	P Mike Saxon
QB Steve Pelluer	
RB Herschel Walker	
FB Timmy Newsome (8)	
Todd Fowler (6)	
K Roger Ruzek	

*Pro Bowlers in Bold*

PASSING	ATT	COMP	YDS	PCT	AVG	ATT	PCT	PCT	INT	INT	LG	SKS/YDS	RATING
Pelluer	435	245	3,139	56.3	7.22	17	3.9	19	4.4	61	21/12	73.9	
Sweeney	78	33	314	42.3	4.02	3	3.9	5	6.4	28	9/80	40.2	
D. White	42	29	274	69.1	6.52	1	2.4	3	7.1	24	5/47	65.0	
COWBOYS	555	307	3,727	55.3	6.72	21	3.8	27	4.9	61	35/239	68.5	
Opponents	523	264	3,883	50.5	7.42	30	5.7	10	1.9	73	46/327	86.2	

# 1989 ★ DALLAS COWBOYS STATISTICS ★ 1989

STAFF PLAYERS 2007 SEASON RECORDS PLAYOFF RECORDS STATISTICS 1989 SIDELINES

## FIFTH PLACE, NFC EAST HEAD COACH: JIMMY JOHNSON

PRESEASON (3-1)			
Date	W/L	Score	Opponent
8/13	W	20-3	@ San Diego
8/19	W	27-20	@ L.A. RAIDERS
8/26	L	21-24	@ Denver (OT)
9/2	W	30-28	HOUSTON

REGULAR SEASON (1-15)			
Date	W/L	Score	Opponent
9/10	L	0-28	@ New Orleans
9/17	L	21-27	@ Atlanta
9/24	L	7-30	WASHINGTON
10/1	L	13-30	N.Y. GIANTS
10/8	L	13-31	@ Green Bay
10/15	L	14-31	SAN FRANCISCO
10/22	L	28-36	@ Kansas City
10/29	L	10-19	PHOENIX
11/5	W	13-3	@ Washington
11/12	L	20-24	@ Phoenix
11/19	L	14-17	MIAMI
11/23	L	0-27	PHILADELPHIA
12/3	L	31-35	L.A. RAMS
12/10	L	10-20	@ Philadelphia
12/16	L	0-15	@ N.Y. Giants
12/24	L	10-20	GREEN BAY

RUSHING	ATT	YDS	AVG	LG	TD
Palmer	112	446	4.0	63t	2
Aikman	38	302	7.9	25	0
Walker	81	246	3.0	20t	2
Johnston	67	212	3.2	13	0
Sargent	20	87	4.4	43	1
Clack	14	40	2.9	17	2
Dixon	3	30	10.0	13	0
Walsh	6	16	2.7	14	0
Tautalatasi	6	15	2.5	6	0
Shepard	3	12	4.0	12	0
Irvin	1	6	6.0	6	0
Saxon	1	1	1.0	1	0
Bates	1	0	0.0	0	0
Scott	2	-4	-2.0	-1	0

COWBOYS	OPPONENTS
355	1,409
543	1,991

KICKOFF RETURNS	NO	YDS	AVG	LG	TD
Dixon	47	1,181	25.1	97t	1
Shepard	19	394	20.7	32	0
Clack	3	56	18.7	24	0
Burbage	3	55	18.3	22	0
Ankrom	2	6	3.0	5	0
Tautalatasi	1	9	9.0	9	0
Chandler	1	8	8.0	8	0
Sargent	1	0	0.0	0	0

FIELD GOALS	11-19	20-29	30-39	40-49	50+
Zendejas	0-0	1-1	1-1	3-5	0-2
Ruzek	1-1	1-1	2-4	1-4	0-1

COWBOYS	OPPONENTS
77	1,709
46	853

TEAM STATISTICS	DALLAS	OPP
FIRST DOWNS	246	321
Rushing	78	116
Passing	145	183
Penalty	23	22
Third Down-Made/Att	62/187	106/229
Third Down Efficiency	33.2	46.3
Fourth Down-Made/Att	8/19	7/12
TOTAL NET YARDS	4,294	5,556
Avg. Per Game	268.4	347.3
Total Plays	898	1,060
Avg. Per Play	4.8	5.2
NET YARDS RUSHING	1,409	1,991
Avg. Per Game	88.1	124.4
Total Rushes	355	543
Avg. Per Rush	4.0	3.7
NET YARDS PASSING	2,885	3,565
Sacked/Yards Lost	30/239	29/183
Gross Yards	3,124	3,748
Attempts/Completions	513/266	488/301
Pct. of Completions	51.9	61.7
Had Intercepted	27	7
PUNTS/AVERAGE	82/39.8	73/39.9
Net Punting Average	34.2	35.3
PUNT RET./AVG.	31/6.4	38/8.8
KICKOFF RET./AVG.	77/22.2	46/18.5
INT./AVG. RET.	7/5.3	27/14.7
PENALTIES/YARDS	100/771	102/723
FUMBLES/BALL LOST	29/15	22/10
TOUCHDOWNS	25	44
Rushing	7	17
Passing	14	21
Returns	4	6
EXTRA POINTS/ATTEMPTS	24/25	43/44
FIELD GOALS/ATTEMPTS	10/20	28/35
AVG TIME OF POSSESSION	25:34	34:26

RECEIVING	NO	YDS	AVG	LG	TD
Martin	46	644	14.0	46	2
Folsom	28	265	9.5	26	2
Irvin	26	378	14.5	65t	2
Dixon	24	477	19.9	75t	2
Walker	22	261	11.9	52	1
Shepard	18	268	14.9	37t	1
Tautalatasi	17	157	9.2	23	0
Burbage	17	134	7.9	15	0
Palmer	17	93	5.5	13	0
Johnston	16	133	8.3	28	3
Scott	9	63	7.0	12	0
Ford	7	78	11.1	21	1
Sargent	6	50	8.3	21	0
Jennings	6	47	7.8	14	0
Clack	4	69	17.3	44	0
Alexander	1	16	16.0	16	0
Ruzek	1	4	4.0	4	0
Aikman	1	-13	-13.0	-13	0

COWBOYS	OPPONENTS
266	3,124
301	3,748

SCORING	TDR	TOP	TDR1	FG	PAT	S	TP
Ruzek	0	0	5/11	14/15	0	29	
Zendejas	0	0	5/9	10/10	0	25	
Dixon	0	2	1a	0/0	0/0	18	
Johnston	0	3	0	0/0	0/0	18	
Walker	2	1	0	0/0	0/0	18	
Clack	2	0	0	0/0	0/0	12	
Folsom	0	2	0	0/0	0/0	12	
Irvin	0	2	0	0/0	0/0	12	
Martin	0	2	0	0/0	0/0	12	
Palmer	2	0	0	0/0	0/0	12	
Del Rio	0	0	1b	0/0	0/0	6	
Ford	0	1	0	0/0	0/0	6	
Jeffcoat	0	0	1c	0/0	0/0	6	
Lockhart	0	0	1d	0/0	0/0	6	
Sargent	1	0	0	0/0	0/0	6	
Shepard	0	1	0	0/0	0/0	6	

COWBOYS	OPPONENTS
7	14
17	21

INTERCEPTIONS	NO	YDS	AVG	LG	TD
Lockhart	2	14	7.0	12	0
Bates	1	18	18.0	18	0
Albritton	1	3	3.0	3	0
Francis	1	2	2.0	2	0
Burton	1	0	0.0	0	0
Horton	1	0	0.0	0	0

COWBOYS	OPPONENTS
7	37
27	396

PUNTING	NO	YDS	AVG	TB	IN20	LG	BL	NET
Saxon	81	3,233	40.9	6	19	56	2	34.3
Ruzek	1	28	28.0	0	0	28	0	28.0

COWBOYS	OPP.
82	3,261
73	2,911

PUNT RETURNS	NO	FC	YDS	AVG	LG	TD
Shepard	24	1	160	6.7	17	0
Martin	4	5	32	8.0	12	0
Burbage	3	5	5	1.7	5	0

COWBOYS	OPPONENTS
31	11
38	17

USUAL STARTERS	
WR Kevin Martin (11)	LE Ed Jones (8)
James Dixon (5)	Tommy Tolbert (5)
LT Mark Tuinei	Danny Noonan (3)
LG Nate Newton	LT Dean Hamel (9)
C Tom Raftery (8)	Willie Broughton (5)
Mark Stepanoski (4)	RT Willie Broughton (9)
Bob White (4)	Dean Hamel (5)
RG Crawford Ker	RE Jim Jeffcoat
RT Kevin Gogan	LLB Jack Del Rio (11)
TE Steve Folsom	Ron Burton (3)
WR Derrick Shepard (8)	MLB Eugene Lockhart
Michael Irvin (6)	RLB Ken Norton (13)
QB Troy Aikman (11)	Randy Shannon (3)
Steve Walsh (5)	LCB Everson Walls
RB Paul Palmer (8)	RCB Robert Williams (11)
Herschel Walker (4)	Ron Francis (4)
FB Daryl Johnston (10)	SS Vince Abron
Broderick Sargent (3)	FS Ray Horton
K Roger Ruzek (9)	P Mike Saxon
Luis Zendejas (7)	Pro Bowlers in Bold

PASSING	ATT	COMP	YDS	PCT	AVG	ATT	TD	PCT	INT	PCT	INT	LG	SKS/YDS	RATING
Aikman	293	155	1,749	52.9	5.97	9	3	18	6.1	75t	19/155	55.7		
Walsh	219	110	1,371	50.2	6.26	5	2.3	9	4.1	46	11/84	60.5		
Saxon	1	1	4	100.0	4.00	0	0.0	0	0.0	4	0/0	40.2		

COWBOYS	OPPONENTS
513	266
488	301

SCORE BY QUARTERS	1	2	3	4	OT	T
COWBOYS	47	70	35	52	0	204
Opponents	84	118	90	101	0	393

# 1990 ★ DALLAS COWBOYS STATISTICS ★ 1990

## FOURTH PLACE, NFC EAST HEAD COACH: JIMMY JOHNSON

### PRESEASON (1-3)

Date	W/L	Score	Opponent	Att.
8/11	L	16-28	@ San Diego	42,221
8/18	L	14-16	@ L.A. Raiders	28,273
8/25	W	20-9	PITTSBURGH	47,723
9/1	L	6-27	HOUSTON	55,499

### REGULAR SEASON (7-9)

Date	W/L	Score	Opponent	Att.
9/9	W	17-14	SAN DIEGO	48,063
9/16	L	7-28	N.Y. GIANTS	61,090
9/23	L	15-19	@ Washington	53,804
9/30	L	17-31	@ N.Y. Giants	75,923
10/7	W	14-10	TAMPA BAY	60,076
10/14	L	3-20	@ Phoenix	45,235
10/21	W	17-13	@ Tampa Bay	68,315
10/28	L	20-21	PHILADELPHIA	62,605
11/4	L	9-24	@ N.Y. Jets	68,086
11/11	L	6-24	SAN FRANCISCO	62,966
11/18	W	24-21	@ L.A. Rams	58,589
11/22	W	27-17	WASHINGTON	60,355
12/2	W	17-13	NEW ORLEANS	60,087
12/9			- Bye -	
12/16	W	41-10	PHOENIX	60,190
12/23	L	3-17	@ Philadelphia	63,895
12/30	L	7-26	@ Atlanta	50,097

### TEAM STATISTICS

	DALLAS	OPP
FIRST DOWNS	250	280
Rushing	88	109
Passing	135	153
Penalty	27	18
Third Down-Made/Att.	67/198	85/208
Third Down Efficiency	33.8	40.9
Fourth Down-Made/Att.	5/10	8/16
TOTAL NET YARDS	4,081	4,615
Avg. Per Game	255.1	288.4
Total Plays	911	988
Avg. Per Play	4.5	4.7
NET YARDS RUSHING	1,500	1,976
Avg. Per Game	93.8	123.5
Total Rushes	393	482
Avg. Per Rush	3.8	4.1
NET YARDS PASSING	2,581	2,639
Sacked/Yards Lost	43/317	36/292
Gross Yards	2,898	2,931
Attempts/Completions	475/254	470/271
Pct. of Completions	53.5	57.7
Had Intercepted	24	11
PUNTS/AVERAGE	79/43.2	70/40.9
Net Punting Average	35.6	36.2
PUNT RET./AVG.	39/6.4	43/10.2
KICKOFF RET./AVG.	54/20.4	55/20.7
INT./AVG. RET.	11/11.5	24/14.7
PENALTIES/YARDS	98/729	104/911
FUMBLES/BALL LOST	27/9	32/19
TOUCHDOWNS	27	36
Rushing	13	18
Passing	12	12
Returns	2	6
EXTRA POINTS/ATTEMPTS	26/27	36/36
FIELD GOALS/ATTEMPTS	18/25	18/26
AVG TIME OF POSSESSION	28:44	31:16

RUSHING	ATT	YDS	AVG	LG	TD
E. Smith	241	937	3.9	48	11
Agee	53	213	4.0	28	0
Aikman	40	172	4.3	20	1
Highsmith	19	48	2.5	7	0
Dixon	11	43	3.9	18	0
Johnston	10	35	3.5	8	1
Wright	3	26	8.7	14	0
Saxon	1	20	20.0	20	0
Laufenberg	2	6	3.0	5	0
T. Smith	6	6	1.0	3	0
Bates	1	4	4.0	4	0
Walsh	1	0	0.0	0	0
Martin	4	-2	-0.5	3	0
McKinnon	1	-8	-8.0	-8	0
<b>COWBOYS</b>	<b>393</b>	<b>1,500</b>	<b>3.8</b>	<b>48</b>	<b>13</b>
<b>Opponents</b>	<b>482</b>	<b>1,976</b>	<b>4.1</b>	<b>67</b>	<b>18</b>

RECEIVING	NO	YDS	AVG	LG	TD
Martin	64	732	11.4	45	0
Novacek	59	657	11.1	41	4
Agee	30	272	9.1	30	0
E. Smith	24	228	9.5	57	0
Irvin	20	413	20.7	61	5
McKinnon	14	172	12.3	28	1
Johnston	14	148	10.6	26	1
Awalt	13	133	10.2	25	0
Highsmith	11	104	9.5	20	0
Dixon	3	13	4.3	7	0
Dixon	2	26	13.0	21	0
<b>COWBOYS</b>	<b>254</b>	<b>2,898</b>	<b>11.4</b>	<b>61</b>	<b>12</b>
<b>Opponents</b>	<b>271</b>	<b>2,931</b>	<b>10.8</b>	<b>58</b>	<b>12</b>

INTERCEPTIONS	NO	YDS	AVG	LG	TD
Holt	3	72	24.0	64	1
Washington	3	24	8.0	13	0
Bates	1	4	4.0	4	0
Gant	1	26	26.0	26	0
Hendrix	1	0	0.0	0	0
Horton	1	0	0.0	0	0
Williams	1	0	0.0	0	0
<b>COWBOYS</b>	<b>11</b>	<b>126</b>	<b>11.5</b>	<b>64</b>	<b>1</b>
<b>Opponents</b>	<b>24</b>	<b>353</b>	<b>14.7</b>	<b>61</b>	<b>4</b>

PUNTING NO	YDS	AVG	TB/IN20	LG	BL	NET	
Saxon	79	3,413	43.2	8	20	62	0 35.6
<b>COWBOYS</b>	<b>79</b>	<b>3,413</b>	<b>43.2</b>	<b>8</b>	<b>20</b>	<b>62</b>	<b>0 35.6</b>
<b>Opp.</b>	<b>70</b>	<b>2,866</b>	<b>40.9</b>	<b>4</b>	<b>15</b>	<b>62</b>	<b>2 36.2</b>

PUNT RETURNS	NO	FC	YDS	AVG	LG	TD
Shepard	20	1	121	6.1	13	0
Harris	12	6	63	5.3	12	0
Martin	5	3	46	9.2	17	0
McKinnon	2	1	20	10.0	20	0
<b>COWBOYS</b>	<b>39</b>	<b>11</b>	<b>250</b>	<b>6.4</b>	<b>20</b>	<b>0</b>
<b>Opponents</b>	<b>43</b>	<b>8</b>	<b>438</b>	<b>10.2</b>	<b>98</b>	<b>1</b>

KICKOFF RETURNS	NO	YDS	AVG	LG	TD
Dixon	36	736	20.4	47	0
Wright	12	276	23.0	90	1
Shepard	4	75	18.8	22	0
Stepnoski	1	15	15.0	15	0
Harris	1	0	0.0	0	0
<b>COWBOYS</b>	<b>54</b>	<b>1,102</b>	<b>20.4</b>	<b>90</b>	<b>1</b>
<b>Opponents</b>	<b>55</b>	<b>1,136</b>	<b>20.7</b>	<b>76</b>	<b>1</b>

SCORE BY QUARTERS	1	2	3	4	OT	T
COWBOYS	50	46	40	108	0	244
Opponents	55	102	52	100	0	308

FIELD GOALS	11-19	20-29	30-39	40-49	50+
Willis	0-0	4-4	7-9	7-8	0-4
<b>COWBOYS</b>	<b>0-0</b>	<b>4-4</b>	<b>7-9</b>	<b>7-8</b>	<b>0-4</b>
<b>Opponents</b>	<b>0-0</b>	<b>9-9</b>	<b>5-8</b>	<b>2-6</b>	<b>2-3</b>

Willis (31), (1), (33, 51M, 56M, 41), (22), (1), (37), (43M, 24), (43, 43, 51M), (37, 35, 32), (23, 37), (53M, 23), (49, 41), (47), (1), (46), (34M, 33M)
<b>Opponents: (31M), (1), (37, 23, 24, 55), (47M, 34), (33), (28, 28), (37M, 23, 32), (1), (24), (39M, 42, 43M), (1), (52M, 25), (43, 50), (38), (47M, 29), (44M, 23)</b>

SCORING	TDR	TOP	TORI	FG	PAT	S	TP
E. Smith	0	0	0	18/25	26/26	0	80
Willis	11	0	0	0/0	0/0	0	66
Irvin	0	5	0	0/0	0/0	0	30
Novacek	0	4	0	0/0	0/0	0	24
Johnston	1	1	0	0/0	0/0	0	12
Agee	0	1	0	0/0	0/0	0	6
Aikman	1	0	0	0/0	0/0	0	6
Holt	0	0	1a	0/0	0/0	0	6
McKinnon	0	1	0	0/0	0/0	0	6
Wright	0	0	1b	0/0	0/0	0	6
<b>COWBOYS</b>	<b>13</b>	<b>12</b>	<b>2</b>	<b>18/25</b>	<b>26/27</b>	<b>#</b>	<b>24</b>
<b>Opponents</b>	<b>18</b>	<b>12</b>	<b>6*</b>	<b>18/26</b>	<b>36/36</b>	<b>18</b>	<b>308</b>

a 64 interception return vs. Tampa Bay (10/21)  
 b 90 kickoff return vs. N.Y. Giants (9/16)  
 # Mojsiejek stepped out of end zone vs. Washington (9/23)

\* Taylor (11 interception return vs. N.Y. Giants (9/16)  
 Green (18 interception return vs. Washington (9/23)  
 Mathis (98 punt return vs. N.Y. Jets (11/4)  
 Allen (35 interception return vs. Philadelphia (12/23)  
 Jones (76 kickoff return vs. Atlanta (12/30)  
 Sanders (61 interception return vs. Atlanta (12/30)  
 & Green tackled E. Smith in end zone vs. Atlanta (12/30)

### USUAL STARTERS

WR Michael Irvin (7)	LE Daniel Stubbs
Dennis McKinnon (7)	LT Dean Hamel (11)
LT Mark Tuinei (13)	Jimmie Jones (5)
Kevin Gogan (3)	RT Danny Noonan
LG Crawford Kar	RE Jim Jeffcoat (13)
C Mark Stepnoski	Tony Tolbert (3)
RG John Gesek (11)	LLB Jack Del Rio
RT Tony Stalon (4)	MLB Eugene Lookhart
NT Nate Newton	RLB Ken Norton
TE Jay Novacek	LCB Isaac Holt
WR Kelvin Martin	RCB Manny Hendrix (10)
QB Troy Aikman	Robert Williams (6)
RB Emmitt Smith	SS Vince Albright (8)
FB Tommie Agee (11)	James Washington (8)
Alonzo Highsmith (5)	FS Ray Horton
K Ken Willis	P Mike Saxon

*Pro Bowlers in Bold*

PASSING	ATT	COMP	YDS	PCT	AVG ATT	PCT TD	INT	PCT INT	LG	SKS/YDS	RATING	
Aikman	399	226	2,579	56.6	6.46	11	2.8	18	4.5	61.1	39/288	66.6
Laufenberg	67	24	279	35.8	4.16	1	1.5	6	9.0	27.1	4/29	16.9
Walsh	9	4	40	44.4	4.44	0	0.0	0	0.0	20	0/0	57.6
<b>COWBOYS</b>	<b>475</b>	<b>254</b>	<b>2,898</b>	<b>53.5</b>	<b>6.10</b>	<b>12</b>	<b>2.5</b>	<b>24</b>	<b>5.1</b>	<b>61.1</b>	<b>43/317</b>	<b>59.4</b>
<b>Opponents</b>	<b>470</b>	<b>271</b>	<b>2,931</b>	<b>57.7</b>	<b>6.24</b>	<b>12</b>	<b>2.6</b>	<b>11</b>	<b>2.3</b>	<b>58.1</b>	<b>26/292</b>	<b>74.9</b>

# 1991 ★ DALLAS COWBOYS STATISTICS ★ 1991

## SECOND PLACE, NFC EAST HEAD COACH: JIMMY JOHNSON

PRESEASON (2-2)			
Date	W/L	Score	Opponent
8/3	W	24-14	@ Kansas City
8/12	L	12-17	LA RAIDERS
8/18	L	20-30	@ Houston
8/23	W	20-17	ATLANTA (OT)

REGULAR SEASON (11-5)			
Date	W/L	Score	Opponent
9/1	W	26-14	@ Cleveland
9/9	L	31-33	WASHINGTON
9/15	L	0-24	PHILADELPHIA
9/22	W	17-9	@ Phoenix
9/29	W	21-16	N.Y. GIANTS
10/6	W	20-17	@ Green Bay
10/13	W	35-23	CINCINNATI
10/20			- Bye -
10/27	L	10-34	@ Detroit
11/3	W	27-7	PHOENIX
11/10	L	23-26	@ Houston (OT)
11/17	L	9-22	@ N.Y. Giants
11/24	W	24-21	@ Washington
11/28	W	20-10	PITTSBURGH
12/8	W	23-14	NEW ORLEANS
12/15	W	25-13	@ Philadelphia
12/22	W	31-27	ATLANTA

1991 WILD CARD GAME			
12/29	W	17-13	@ Chicago

1991 DIVISIONAL PLAYOFFS			
1/5/92	L	6-38	@ Detroit

TEAM STATISTICS			DALLAS	OPP
FIRST DOWNS			304	299
Rushing			89	103
Passing			191	180
Penalty			24	16
Third Down-Made/Att	74/196	76/194		
Third Down Efficiency	37.8	39.2		
Fourth Down-Made/Att	6/14	7/17		
TOTAL NET YARDS	5,101	5,066		
Avg. Per Game	318.8	316.6		
Total Plays	971	963		
Avg. Per Play	5.3	5.3		
NET YARDS RUSHING	1,711	1,571		
Avg. Per Game	106.9	98.2		
Total Rushes	433	400		
Avg. Per Rush	4.0	3.9		
NET YARDS PASSING	3,390	3,495		
Sacked/Yards Lost	38/273	23/151		
Gross Yards	3,663	3,646		
Attempts/Completions	500/305	540/320		
Pct. of Completions	61.0	59.3		
Had Intercepted	12	12		
PUNTS/AVERAGE	57/42.6	61/38.8		
Net Punting Average	36.8	32.4		
PUNT RET./AVG.	29/10.7	28/8.3		
KICKOFF RET./AVG.	52/21.7	69/16.9		
INT./JAVG. RET.	12/13.9	12/20.3		
PENALTIES/YARDS	74/610	97/801		
FUMBLES/BALL LOST	23/12	23/11		
TOUCHDOWNS	37	32		
Rushing	15	11		
Passing	16	17		
Returns	6	4		
EXTRA POINTS/ATTEMPTS	37/37	31/32		
FIELD GOALS/ATTEMPTS	27/39	29/39		
AVG TIME OF POSSESSION	30:06	29:54		

RUSHING			ATT	YDS	AVG	LG	TD
E. Smith	365	1,563	4.3	751	12		
Blake	15	80	5.3	301	1		
Johnston	17	54	3.2	10	0		
Agee	9	20	2.2	8	1		
Aikman	16	5	0.3	9	1		
Richards	2	4	2.0	3	0		
Wright	2	-1	-0.5	3	0		
Beuerlein	7	-14	-2.0	-1	0		
COWBOYS	433	1,711	4.0	751	15		
Opponents	400	1,571	3.9	751	11		

RECEIVING			NO	YDS	AVG	LG	TD
Irvin	93	1,523	16.4	661	8		
Novacek	59	664	11.3	49	4		
E. Smith	49	258	5.3	14	1		
Johnston	28	244	8.7	22	1		
Harper	20	326	16.3	39	1		
Martin	16	243	15.2	27	0		
Roberts	16	136	8.5	21	-1		
Wright	10	170	17.0	53	0		
Agee	7	43	6.1	9	0		
Awalt	5	57	11.4	20	0		
Blake	1	5	5.0	5	0		
Aikman	1	-6	-6.0	-6	0		
COWBOYS	305	3,663	12.0	661	16		
Opponents	320	3,646	11.4	671	17		

INTERCEPTIONS			NO	YDS	AVG	LG	TD
Holt	4	2	0.5	2	0		
Brown	2	31	15.5	20	0		
Washington	2	9	4.5	9	0		
Edwards	1	36	36.0	361	1		
Garrett	1	0	0.0	0	0		
Horton	1	65	65.0	651	1		
Williams	1	24	24.0	24	0		
COWBOYS	12	167	13.9	651	2		
Opponents	12	244	20.3	961	2		

PUNTING			NO	YDS	AVG	TB	INT	LG	BL	NET
Saxon	57	2,426	42.6	5	16	64	0	36.8		
COWBOYS	57	2,426	42.6	5	16	64	0	36.8		
Opp.	61	2,364	38.8	4	14	77	3	32.4		

PUNT RETURNS			NO	FC	YDS	AVG	LG	TD
Martin	21	8	244	11.6	851	1		
Shepard	6	3	57	9.5	14	0		
Horton	1	0	8	8.0	8	0		
Brownlow	1	0	0	0.0	0	0		
Wright	0	1	0	0.0	0	0		
COWBOYS	29	12	309	10.7	851	1		
Opponents	28	10	231	8.3	34	0		

KICKOFF RETURNS			NO	YDS	AVG	LG	TD
Wright	21	514	24.5	1021	1		
Dixon	18	398	22.1	39	0		
Gant	6	114	19.0	26	0		
Shepard	3	54	18.0	21	0		
Martin	3	47	15.7	25	0		
Horton	1	0	0.0	0	0		
COWBOYS	52	1,127	21.7	1021	1		
Opponents	69	1,169	16.9	821	1		

SCORE BY QUARTERS			1	2	3	4	OT	T
COWBOYS	91	105	35	111	0	342		
Opponents	61	89	66	91	3	310		

FIELD GOALS			11-19	20-29	30-39	40-49	50+
Willis	2-2	6-6	9-11	6-13	4-7		
COWBOYS	2-2	6-6	9-11	6-13	4-7		
Opponents	1-1	11-11	5-5	9-14	3-8		

SCORING			TDR	TDP	TDR1	FG	PAT	S	TP
Willis	0	0	0	27/39	37/37	0	118		
E. Smith	12	1	0	0/0	0/0	0	78		
Irvin	0	8	0	0/0	0/0	0	48		
Novacek	0	4	0	0/0	0/0	0	24		
Horton	0	0	2a	0/0	0/0	0	12		
Agee	1	0	0	0/0	0/0	0	6		
Aikman	1	0	0	0/0	0/0	0	6		
Blake	1	0	0	0/0	0/0	0	6		
Edwards	0	0	1b	0/0	0/0	0	6		
Harper	0	1	0	0/0	0/0	0	6		
Johnston	0	1	0	0/0	0/0	0	6		
Martin	0	0	1c	0/0	0/0	0	6		
Roberts	0	1	0	0/0	0/0	0	6		
R. Williams	0	0	1d	0/0	0/0	0	6		
Wright	0	0	1e	0/0	0/0	0	6		
Hendrix	0	0	0	0/0	0/0	1#	2		
COWBOYS	15	16	6	27/39	37/37	1	342		
Opponents	11	17	4*	29/39	31/32	0	310		

a 20 fumble return vs. N.Y. Giants (9/29)  
 b 65 interception return vs. Green Bay (10/6)  
 c 36 interception return vs. Cincinnati (10/13)  
 d 85 punt return vs. Philadelphia (12/15)  
 e 18 blocked punt return vs. Houston (11/10)  
 f 102 kickoff return vs. Atlanta (12/22)  
 # tackled Body in end zone vs. Philadelphia (12/25)  
 \* Wilson 82 kickoff return vs. Green Bay (10/6)  
 White 55 blocked FG return vs. Detroit (10/27)  
 Crockett 96 interception return vs. Detroit (10/27)  
 Mayhew 31 interception return vs. Washington (11/24)

USUAL STARTERS			
WR Alvin Harper (5)	LE Tony Tolbert	LT Tony Casillas	RT Russell Maryland (7)
Alfredo Roberts (5)	LB James Jones (6)	DE Jimmy Jones (6)	DE Danny Noonan (3)
Alexander Wright (5)	RE Jim Jeffcoat	CB Mark Stepnoski	CB Larry Brown (13)
LT Mark Tuinei (12)	LLB Ken Norton	MLB Jack Del Rio	RCB Larry Brown (13)
Alan Veingrad (3)	DLB John Gesek	RLB Vinson Smith	LCB Isaac Holt
LG Kevin Gogan	TE Nate Newton	TE Jay Novacek (12)	TE Alfredo Roberts (4)
C Mark Stepnoski	QB Michael Irvin	QB Troy Aikman (12)	QB Steve Beuerlein (4)
RG John Gesek	RB Emmitt Smith	RB Steve Beuerlein (4)	RB Emmitt Smith
RT Nate Newton	FB Daryl Johnston	FB Daryl Johnston	FB Ken Willis
TE Jay Novacek (12)	K Ken Willis	Pro Bowlers in Bold	

	PASSING	ATT	COMP	YDS	PCT	PCT	TD	INT	INT	LG	SKS/YDS	RATING
Aikman	363	237	2,754	65.3	7.59	11	3.0	10	2.8	61	32/224	86.7
Beuerlein	137	68	909	49.6	6.64	5	3.6	2	1.5	661	6/49	77.2
COWBOYS	500	305	3,663	61.0	7.33	16	3.2	12	2.4	661	38/273	84.1
Opponents	540	320	3,646	59.3	6.75	17	3.1	12	2.2	671	23/151	80.8

# 1992 ★ DALLAS COWBOYS STATISTICS ★ 1992

## FIRST PLACE, NFC EAST HEAD COACH: JIMMY JOHNSON

### PRESEASON (2-3)

Date	W/L	Score	Opponent	All.
8/2	L	23-34	Houston @ Tokyo	51,058
8/7	W	27-24	@ Miami	50,803
8/15	L	16-17	HOUSTON	61,334
8/22	W	17-3	DENVER	61,485
8/28	L	13-20	CHICAGO	60,218

### REGULAR SEASON (13-3)

Date	W/L	Score	Opponent	All.
9/7	W	23-10	WASHINGTON	63,538
9/13	W	34-28	@ N.Y. Giants	76,430
9/20	W	31-20	PHOENIX	62,575
9/27			Bye -	
10/5	L	7-31	@ Philadelphia	66,572
10/11	W	27-0	SEATTLE	62,311
10/18	W	17-10	KANSAS CITY	64,115
10/25	W	28-13	@ L.A. Raiders	91,505
11/1	W	20-10	PHILADELPHIA	65,012
11/8	W	37-3	@ Detroit	74,816
11/15	L	23-27	L.A. RAMS	63,690
11/22	W	16-10	@ Phoenix	72,439
11/26	W	30-3	N.Y. GIANTS	62,416
12/6	W	31-27	@ Denver	74,946
12/13	L	17-20	@ Washington	56,437
12/21	W	41-17	@ Atlanta	67,036
12/27	W	27-14	CHICAGO	63,101

### 1992 DIVISIONAL PLAYOFFS

1/10/93W	34-10	PHILADELPHIA	63,721
----------	-------	--------------	--------

### 1992 NFC CHAMPIONSHIP GAME

1/17/93W	30-20	@ San Francisco	64,920
----------	-------	-----------------	--------

### SUPER BOWL XXVII (Pasadena)

1/31/93W	52-17	Buffalo	98,374
----------	-------	---------	--------

### TEAM STATISTICS

	DALLAS	OPP
FIRST DOWNS	324	241
Rushing	119	68
Passing	183	147
Penalty	22	26
Third Down-Made/Att	87/208	50/184
Third Down Efficiency	41.8	27.2
Fourth Down-Made/Att	8/12	7/15
TOTAL NET YARDS	5,606	3,933
Avg. Per Game	350.4	245.8
Total Plays	1,014	873
Avg. Per Play	5.5	4.5
NET YARDS RUSHING	2,121	1,244
Avg. Per Game	132.6	77.8
Total Rushes	500	345
Avg. Per Rush	4.2	3.6
NET YARDS PASSING	3,485	2,689
Sacked/Yards Lost	23/112	44/347
Good Yards	3,597	3,036
Attempts/Completions	491/314	484/263
Pct. of Completions	64.0	54.3
Had Intercepted	15	17
PUNTS/AVERAGE	61/43.0	87/42.1
Net Punting Average	33.5	35.1
PUNT RET./AVG.	44/12.5	34/11.7
KICKOFF RET./AVG.	37/18.9	60/20.3
INT./AVG. RET.	17/9.3	15/20.0
PENALTIES/YARDS	91/650	94/727
FUMBLES/BALL LOST	16/9	25/14
TOUCHDOWNS	48	29
Rushing	20	11
Passing	23	16
Returns	5	2
EXTRA POINTS/ATTEMPTS	47/48	27/29
FIELD GOALS/ATTEMPTS	24/35	14/17
AVG TIME OF POSSESSION	33:57	26:03

RUSHING	ATT	YDS	AVG	LG	TD
E. Smith	373	1,713	4.6	68	18
Richards	49	176	3.6	15	1
Aikman	37	105	2.8	19	1
Johnston	17	61	3.6	14	0
Agee	16	54	3.4	10	0
Harper	1	15	15.0	15	0
Martin	2	13	6.5	8	0
Beuerlein	4	-7	-1.8	-1	0
Irvin	1	-9	-9.0	-9	0
COWBOYS	500	2,121	4.2	68	20
Opponents	345	1,244	3.6	28	11

RECEIVING	NO	YDS	AVG	LG	TD
Irvin	78	1,396	17.9	87	7
Novacek	68	630	9.3	34	6
E. Smith	59	335	5.7	26	1
Harper	35	562	16.1	52	4
Martin	32	359	11.2	27	3
Johnston	32	249	7.8	18	2
Roberts	3	36	12.0	18	0
Agee	3	18	6.0	8	0
Richards	3	8	2.7	6	0
Gesek	1	4	4.0	4	0
COWBOYS	314	3,597	11.5	87	23
Opponents	263	3,036	11.5	81	16

INTERCEPTIONS	NO	YDS	AVG	LG	TD
Washington	3	31	10.3	16	0
Gant	3	19	6.3	11	0
Everett	2	28	14.0	17	0
Horton	2	15	7.5	15	1
Holt	2	11	5.5	8	0
K. Smith	2	10	5.0	7	0
Brown	1	30	30.0	30	0
Myles	1	13	13.0	13	0
Harper	1	1	1.0	1	0
COWBOYS	17	158	9.3	30	1
Opponents	15	300	20.0	59	0

PUNTING	NO	YDS	AVG	TB	IN20	LG	BL	NET
Saxon	61	2,620	43.0	9	19	58	0	33.5
COWBOYS	61	2,620	43.0	9	19	58	0	33.5
Opp.	87	3,660	42.1	3	17	73	2	35.1

PUNT RETURNS	NO	FC	YDS	AVG	LG	TD
Martin	42	18	532	12.7	79	2
K. Smith	1	0	17	17.0	17	0
Horton	1	0	1	1.0	1	0
COWBOYS	44	18	550	12.5	79	2
Opponents	34	6	397	11.7	65	0

KICKOFF RETURNS	NO	YDS	AVG	LG	TD
Martin	24	503	21.0	59	0
Wright	8	117	14.6	21	0
Holmes	3	70	23.3	28	0
K. Smith	1	9	9.0	9	0
Edwards	1	0	0.0	0	0
COWBOYS	37	699	18.9	59	0
Opponents	60	1,217	20.3	42	0

SCORE BY	1	2	3	4	OT	T
QUARTERS						
COWBOYS	108	116	134	51	0	409
Opponents	54	53	51	85	0	243
FIELD GOALS	11-0	20-29	30-39	40-49	50+	
Elliott	0-0	6-7	10-14	5-10	3-4	
COWBOYS	0-0	6-7	10-14	5-10	3-4	
Opponents	1-1	4-4	4-5	5-7	0-0	

Elliott: (32M), (39.35), (33B.29), (48M), (31.51, 42M), (51M.39), (48M), (42M.38M.35.48), (25.42, 30), (37.42.36), (28), (45.33.53), (53.32M), (23), (47.22.46M), (28M.21.34)
Opponents: (49), (1), (22.42), (40), (40M), (32), (1), (18), (36), (33.44), (20), (35M.42.44M), (1), (32.22), (27), (1)

SCORING	TDR	TDP	TDR1	FG	PAT	S	TP
Elliott	0	0	0	24/35	47/48	0	119
E. Smith	18	1	0	0/0	0/0	0	114
Irvin	0	7	0	0/0	0/0	0	42
Novacek	0	6	0	0/0	0/0	0	36
Martin	0	3	2a	0/0	0/0	0	30
Harper	0	4	0	0/0	0/0	0	24
Johnston	0	2	0	0/0	0/0	0	12
Aikman	1	0	0	0/0	0/0	0	6
Horton	0	0	1b	0/0	0/0	0	6
Maryland	0	0	1c	0/0	0/0	0	6
Richards	1	0	0	0/0	0/0	0	6
R. Williams	0	0	1d	0/0	0/0	0	6
Holt	0	0	0	0/0	0/0	1	2
COWBOYS	20	23	5	24/35	47/48	1	409
Opponents	11	16	2 <sup>a</sup>	14/17	27/29	0	243

a 79 punt return vs. Washington (9/7)  
 74 punt return vs. L.A. Rams (11/15)  
 b 15 interception return vs. Seattle (10/11)  
 c 26 fumble return vs. Chicago (12/27)  
 d 3 block punt return vs. N.Y. Giants (9/13)  
 # Blocked punt out of end zone vs. Washington (9/7)  
 \* Copeland fumble recovery in end zone vs. Washington (12/13)  
 Zoric 42 fumble return vs. Chicago (12/27)

### USUAL STARTERS

WR Alvin Harper	LE Tony Tolbert
LT Mark Tuinei	LT Tony Casillas
LG <b>Nale Newton</b>	RT Russell Maryland
C <b>Mark Stepnoski</b>	RE Charles Haley (13)
RG John Gesek	Jim Jeffcoat (3)
RT Erik Williams	LLB Vinson Smith (13)
TE <b>Jay Novacek</b>	Kenneth Gant (3)
WR <b>Michael Irvin</b>	MLB Robert Jones (13)
QB <b>Troy Aikman</b>	Ken Norton (3)
RB <b>Emmitt Smith</b>	RLB Ken Norton
FB Daryl Johnston	LCB Issiac Holt (11)
K Lin Elliott	Kevin Smith (5)
	RCB Larry Brown
	SS Thomas Everett (9)
	James Washington (6)
	FS James Washington (9)
	Ray Horton (7)
	P Mike Saxton

*Pro Bowlers in Bold*

PASSING	ATT	COMP	YDS	PCT	AVG	TD	PCT TD	INT	PCT INT	LG	SKS/YDS	RATING
Aikman	473	302	3,445	63.8	7.28	23	4.9	14	3.0	87	23/112	89.5
Beuerlein	18	12	152	66.7	8.44	0	0.0	1	5.6	27	0/0	69.7
COWBOYS	491	314	3,597	64.0	7.33	23	4.7	15	3.1	87	23/112	88.8
Opponents	484	263	3,036	54.3	6.27	16	3.3	17	3.5	67	44/347	69.9

SIDELINES  
 STATISTICS  
 RECORDS  
 PLAYERS  
 2007 SEASON  
 STAFF



# 1993 ★ DALLAS COWBOYS STATISTICS ★ 1993

## FIRST PLACE, NFC EAST HEAD COACH: JIMMY JOHNSON

### PRESEASON (1-3-1)

Date	W/L	Score	Opponent	Att.
8/1	L	7-13	MINNESOTA	60,010
8/8	T	13-13	Det. @ London (OT)	43,522
8/14	W	13-7	L.A. RAIDERS	60,411
8/21	L	20-23	Houston @ San Ant.	63,285
8/27	L	21-23	@ Chicago	56,181

### REGULAR SEASON (12-4)

Date	W/L	Score	Opponent	Att.
9/6	L	16-35	@ Washington	56,345
9/12	L	10-13	BUFFALO	63,226
9/19	W	17-10	@ Phoenix	73,025
9/26			- Bye -	
10/3	W	36-14	GREEN BAY	63,568
10/10	W	27-3	@ Indianapolis	60,453
10/17	W	26-17	SAN FRANCISCO	65,099
10/24			- Bye -	
10/31	W	23-10	@ Philadelphia	61,912
11/7	W	31-9	N.Y. GIANTS	64,735
11/14	W	20-15	PHOENIX	64,224
11/21	L	14-27	@ Atlanta	67,337
11/25	L	14-16	MIAMI	60,198
12/6	W	23-17	PHILADELPHIA	64,521
12/12	W	37-20	@ Minnesota	63,321
12/18	W	28-7	@ New York Jets	73,233
12/26	W	38-3	WASHINGTON	64,497
1/2/94	W	16-13	@ N.Y. Giants (OT)	77,356

### DIVISIONAL PLAYOFF

1/16/94	W	27-17	GREEN BAY	64,790
---------	---	-------	-----------	--------

### NFC CHAMPIONSHIP GAME

1/23/94	W	38-21	SAN FRANCISCO	64,902
---------	---	-------	---------------	--------

### SUPER BOWL XXVIII (Atlanta)

1/30/94	W	30-13	Buffalo	72,817
---------	---	-------	---------	--------

### TEAM STATISTICS

	DALLAS	OPP
FIRST DOWNS	322	297
Rushing	120	94
Passing	172	176
Penalty	30	27
Third Down-Made/Att.	83/198	87/219
Third Down Efficiency	41.9	39.7
Fourth Down-Made/Att.	7/12	6/17
TOTAL NET YARDS	5,615	4,767
Avg. Per Game	350.9	297.9
Total Plays	994	1012
Avg. Per Play	5.6	4.7
NET YARDS RUSHING	2,161	1,651
Avg. Per Game	135.1	103.2
Total Rushes	490	423
Avg. Per Rush	4.4	3.9
NET YARDS PASSING	3,454	3,116
Avg. Per Game	215.9	194.8
Sacks/Yards Lost	29/163	34/231
Gross Yards	3,617	3,347
Attempts/Completions	475/317	555/334
Pct. of Completions	66.7	60.2
Had Intercepted	6	14
PUNTS/AVERAGE	56/41.8	78/41.3
Net Punting Average	37.7	34.8
PUNT RET./AVG.	37/10.3	32/5.3
KICKOFF RET./AVG.	36/21.1	66/18.6
INT./AVG. RET.	14/12.2	6/7.8
PENALTIES/YARDS	94/744	87/653
FUMBLES/BALL LOST	33/16	22/14
TOUCHDOWNS	41	23
Rushing	20	7
Passing	18	14
Returns	3	2
EXTRA POINTS/ATTEMPTS	40/41	23/23
FIELD GOALS/ATTEMPTS	30/37	22/27
AVG TIME OF POSSESSION	30:56	29:04

RUSHING	ATT	YDS	AVG	LG	TD
E. Smith	283	1,486	5.3	62t	9
Lassic	75	269	3.6	15	3
Coleman	34	132	3.9	16	2
Aikman	32	125	3.9	20	0
Johnston	24	74	3.1	11	3
Gainer	9	29	3.2	8	0
K. Williams	7	26	3.7	12	2
Agee	6	13	2.2	6	0
Kosar	9	7	0.8	4	0
Irvin	2	6	3.0	9	0
Novacek	1	2	2.0	2t	1
J. Garrett	8	-8	-1.0	0	0
COWBOYS	490	2,161	4.4	62t	20
Opponents	423	1,651	3.9	77t	7

RECEIVING	NO	YDS	AVG	LG	TD
Irvin	88	1,330	15.1	61t	7
E. Smith	57	414	7.3	86	1
Johnston	50	372	7.4	20	1
Novacek	44	445	10.1	30	1
Harper	36	777	21.6	80t	5
K. Williams	20	151	7.6	33	2
Lassic	9	37	4.1	9	0
Gainer	6	37	6.3	8	0
Coleman	4	24	6.0	10	0
T. Williams	1	25	25.0	25	0
Price	1	4	4.0	4	0
Galbraith	1	1	1.0	1t	1
COWBOYS	317	3,617	11.4	86	18
Opponents	334	3,347	10.0	70t	14

INTERCEPTIONS	NO	YDS	AVG	LG	TD
K. Smith	6	56	9.3	32t	1
Bates	2	25	12.5	22	0
Everett	2	25	12.5	17	0
Washington	1	38	38.0	24	0
Norton	1	25	25.0	25	0
Marion	1	2	2.0	2	0
Gant	1	0	0.0	0	0
COWBOYS	14	171	12.2	32t	1
Opponents	6	47	7.8	26	0

PUNTING	NO	YDS	AVG	TBIN20	LG	BL	NET
Jett	56	2,342	41.8	3	22	59	0 37.7
COWBOYS	56	2,342	41.8	3	22	59	0 37.7
Opp.	78	3,219	41.3	6	21	60	0 34.8

PUNT RETURNS	NO	FC	YDS	AVG	LG	TD
K. Williams	36	14	381	10.6	64t	2
Washington	1	0	0	0.0	0	0
COWBOYS	37	14	381	10.3	64t	2
Opponents	32	12	169	5.3	20	0

KICKOFF RETURNS	NO	YDS	AVG	LG	TD
K. Williams	31	689	22.2	49	0
K. Smith	1	33	33.0	33	0
Gant	1	18	18.0	18	0
R. Jones	1	12	12.0	12	0
Hennings	1	7	7.0	7	0
Novacek	1	-1	-1.0	-1	0
Vanderbeek	0	0	0.0	0	0
COWBOYS	36	758	21.1	49	0
Opponents	66	1,225	18.6	95t	1

PASSING	ATT	COMP	YDS	PCT	AVG	ATT	TD	PCT	INT	PCT	LG	SKS/YDS	RATING
Aikman	392	271	3,100	69.1	7.91	15	3	8	6	1.5	80t	26/153	99.0
Kosar	63	36	410	57.1	6.51	3	4	8	0	0.0	86	2/4	92.7
J. Garrett	19	9	61	47.4	3.21	0	0	0	0	0.0	16	1/6	54.9
Harper	1	1	46	100.0	46.00	0	0	0	0	0.0	46	0/0	118.8
COWBOYS	475	317	3,617	66.7	7.61	18	3	8	6	1.3	86	29/163	96.8
Opponents	555	334	3,347	60.2	6.03	14	2.5	14	2.5	7.0	34	23/1	75.3

SCORE BY QUARTERS	1	2	3	4	OT	T
COWBOYS	76	124	86	87	3	376
Opponents	43	46	79	61	0	229

FIELD GOALS	11-19	20-29	30-39	40-49	50-59	
Murray	4-4	4-4	4-4	9-12	8-8	3-5
Elliott	0-0	1-1	0-1	1-2	0-0	0-0
COWBOYS	4-4	5-5	9-13	9-10	3-5	3-5
Opponents	3-3	11-11	5-6	3-7	0-0	0-0
Murray:	(1, 1) 23, 50M, (33, 19, 19, 50, 48), (30, 32), (48, 39, 29, 35M, 18), (35, 23, 40), (34, 54M), (44, 43), (-), (32M), (23, 19, 47), (51, 52, 46), (1, 39M, 38), (32, 38, 41).					
Elliott:	(22), (49M, 43, 30M)					
Opponents:	(32M), (40, 35), (20), (42M), (27), (25), (33), (21, 45, 29), (19, 47), (26, 24), (44M), 20, 31, 41, 18, 19, (25, 44M), (19, 21), (1), (32), (29, 31).					

SCORING	TDR	TDP	TDR1	FG	PAT	S	TP
Murray	0	0	0	28/33	38/38	0	122
E. Smith	9	1	0	0/0	0/0	0	60
Irvin	0	7	0	0/0	0/0	0	42
K. Williams	2	2	2a	0/0	0/0	0	36
Harper	0	5	0	0/0	0/0	0	30
Johnston	3	1	0	0/0	0/0	0	24
Lassic	3	0	0	0/0	0/0	0	18
Coleman	0	2	0	0/0	0/0	0	12
Novacek	1	1	0	0/0	0/0	0	12
Elliott	0	0	0	2/4	2/3	8	8
Galbraith	0	1	0	0/0	0/0	0	6
K. Smith	0	0	1b	0/0	0/0	0	6
COWBOYS	20	18	3	30/37	40/14	0	376
Opponents	7	14	2'	22/27	23/23	1r	229

- a 64 yd. punt return, vs. Miami (11/25)
- 62 yd. punt return, vs. Washington (11/26)
- b 32 yd. interception return, @ N.Y. Jets (12/18)
- \* 95 yd. kickoff ret., R. Brooks, vs. G. Bay (10/3)
- 47 yd. furl. ret., E. Davis, vs. S.F. (10/17)
- # Kosar intentional grounding in end zone vs. Phoenix (11/14)

### USUAL STARTERS

WR Alvin Harper	LE Tony Tolbert
LT Mark Tuinei	LT Tony Casillas
LG Nate Newton	RT Russell Maryland (12)
C Mark Stepnoski (13)	Leon Lett (4)
Frank Corgan (3)	RE Charles Haley (11)
RG Kevin Gogan	Jim Jeffcoat (3)
RT Erik Williams	LLB Dixon Edwards
TE Jay Novacek	MLB Ken Norton (13)
WR Michael Irvin	Robert Jones (3)
QB Troy Aikman	FLB Darnin Smith (12)
RB Emmitt Smith (13)	Ken Norton (3)
Derrick Lassic (3)	LCB Kevin Smith
Daryl Johnston	RCB Larry Brown
Eddie Murray	SS Darren Woodson
	FS Thomas Everett
	P John Jett

*Pro Bowlers in Bold*

# 1994 ★ DALLAS COWBOYS STATISTICS ★ 1994

## FIRST PLACE, NFC EAST HEAD COACH: BARRY SWITZER

PRESEASON (2-3)			
Date	W/L	Score	Opponent
7/31	W 17-9		MINNESOTA
8/7	L 19-27		L.A. RAIDERS
8/15	L 0-6		Hous. @ Mex. City
8/21	W 34-10		DENVER
8/25	L 10-28		@ New Orleans
REGULAR SEASON (12-4)			
9/4	W 26-9		@ Pittsburgh
9/11	W 20-17		HOUSTON
9/19	L 17-20		DETROIT (OT)
9/25			- Bye -
10/2	W 34-7		@ Washington
10/9	W 38-3		ARIZONA
10/16	W 24-13		PHILADELPHIA
10/23	W 28-21		@ Arizona
10/30	W 23-20		@ Cincinnati
11/7	W 38-10		N.Y. GIANTS
11/13	L 14-21		@ San Francisco
11/20	W 31-7		WASHINGTON
11/24	W 42-31		GREEN BAY
12/4	W 31-19		@ Philadelphia
12/10	L 14-19		CLEVELAND
12/19	W 24-16		@ New Orleans
12/24	L 10-15		@ N.Y. Giants
DIVISIONAL PLAYOFF			
1/8/95	W 35-9		GREEN BAY
NFC CHAMPIONSHIP GAME			
1/15/95	L 28-38		@ San Francisco

TEAM STATISTICS	DALLAS	OPP
FIRST DOWNS	322	273
Rushing	136	86
Passing	160	157
Penalty	26	30
Third Down-Made/Att	93/209	91/229
Third Down Efficiency	44.5	39.7
Fourth Down-Made/Att	6/7	8/17
TOTAL NET YARDS	5,321	4,313
Avg. Per Game	332.6	269.6
Total Plays	1,018	1,006
Avg. Per Play	5.2	4.3
NET YARDS RUSHING	1,953	1,561
Avg. Per Game	122.1	97.6
Total Rushes	550	437
Avg. Per Rush	3.6	3.6
NET YARDS PASSING	3,368	2,752
Avg. Per Game	210.5	172.0
Sacks/Yards Lost	20/93	47/299
Gross Yards	3,461	3,051
Attempts/Completions	418/282	522/269
Pct. of Completions	62.9	51.5
Had Intercepted	14	22
PUNTS/AVERAGE	70/41.9	84/43.3
Net Punting Average	35.4	36.8
PUNT RET./AVG.	44.9/2	36.1/0.5
KICKOFF RET./AVG.	50/25.7	82/20.8
INT./AVG. RET.	22/13.5	14/12.9
PENALTIES/YARDS	100/895	102/826
FUMBLES/BALL LOST	22/10	15/9
TOUCHDOWNS	50	27
Rushing	26	8
Passing	19	19
Returns	5	0
EXTRA POINT/ATTEMPTS	48/50	24/27
Kicking Made-Attempts	48/48	24/24
Passing Made-Attempts	0/0	0/2
Rushing Made-Attempts	0/2	0/1
FIELD GOALS/ATTEMPTS	22/29	20/25
AVG. TIME OF POSSESSION	31:35	28:25

RUSHING	ATT	YDS	AVG	LG	TD
E. Smith	368	1,484	4.0	46	21
Coleman	64	180	2.8	13	1
Johnston	40	138	3.5	9	2
B. Thomas	24	70	2.9	11	1
Aikman	30	62	2.1	13	1
K. Williams	6	20	3.3	8	0
Agee	5	4	0.8	3	0
Wilson	1	-1	-1.0	-1	0
Garrett	3	-2	-0.7	0	0
Peete	9	-2	-0.2	2	0
COWBOYS	550	1,953	3.6	46	26
Opponents	437	1,561	3.6	40	8

RECEIVING	NO	YDS	AVG	LG	TD
Irvin	79	1,241	15.7	65	6
E. Smith	50	341	6.8	68	1
Novacek	47	475	10.1	27	2
Johnston	44	325	7.4	24	2
Harper	33	821	24.9	90	8
K. Williams	13	181	13.9	29	0
Coleman	8	46	5.8	14	0
Galbraith	4	31	7.8	15	0
B. Thomas	2	1	0.5	5	0
Agee	1	2	2.0	2	0
Kernard	1	-3	-3.0	-3	0
COWBOYS	282	3,461	12.3	90	19
Opponents	269	3,051	11.3	67	19

INTERCEPTIONS	NO	YDS	AVG	LG	TD
Woodson	5	140	28.0	94	1
Washington	5	43	8.6	25	0
Brown	4	21	5.3	14	0
D. Smith	2	13	6.5	13	1
K. Smith	2	11	5.5	11	0
Tolbert	1	54	54.0	54	1
Marion	1	11	11.0	11	0
Haley	1	1	1.0	1	0
Gant	1	0	0.0	0	0
Holmes	0	3	3.0	3	0
COWBOYS	22	297	13.5	94	3
Opponents	14	180	12.9	56	0

PUNTING	NO	YDS	AVG	TB	IN20	LG	BL	NET
Jett	70	2,935	41.9	4	26	58	0	35.4
COWBOYS	70	2,935	41.9	4	26	58	0	35.4
Opp.	84	3,637	43.3	7	31	80	0	36.8

PUNT RETURNS	NO	FC	YDS	AVG	LG	TD
K. Williams	39	13	349	8.9	83	1
Holmes	5	1	55	11.0	19	0
COWBOYS	44	14	404	9.2	83	1
Opponents	36	14	378	10.5	58	0

KICKOFF RETURNS	NO	YDS	AVG	LG	TD
K. Williams	43	1,148	26.7	87	1
Holmes	4	89	22.3	32	0
Marion	2	39	19.5	21	0
R. Jones	1	8	8.0	8	0
COWBOYS	50	1,284	25.7	87	1
Opponents	82	1,709	20.8	67	0

PASSING	ATT	COMP	YDS	PCT	ATT	TD	PCT	INT	PCT	LG	SKS	YDS	RATING
Aikman	361	233	2,676	64.5	7.41	13	3.6	12	3.3	90	14/59	84.9	
Peete	56	33	470	58.9	8.39	4	7.1	1	1.8	65	7/21	102.5	
Garrett	31	16	315	51.6	10.16	2	6.5	1	3.2	68	2/13	95.5	
COWBOYS	448	282	3,461	62.9	7.73	19	4.2	14	3.1	90	20/93	87.8	
Opponents	522	269	3,051	51.5	5.84	19	3.6	22	4.2	67	47/299	64.0	

SCORE BY QUARTERS	1	2	3	4	OT	T
COWBOYS	100	122	104	88	0	414
Opponents	34	93	46	72	3	248

FIELD GOALS	11-9	20-29	30-39	40-49	50+
Boniol	3-3	3-4	10-12	6-9	0-1
COWBOYS	3-3	3-4	10-12	6-9	0-1
Opponents	1-1	6-6	8-8	5-6	0-4

Boniol: (40,31,21,32),(45,29),(19),(28,47),(41M, 19),(37),(43B),(38M,37,43,38),(45),(43M), (32,51M),(41,37,35),(19),(1),(30,20B),(37, 37M)

Opponents: (41),(41),(32,51M,57B,51B,44),(1),(42), (1,1),(22,33),(23),(1),(55M),(28),(22,19), (34,32,43,32),(40M,21,32,29),(38,30)

SCORING	TDR	TDP	TDR	FG	PAT	S	TP
E. Smith	21	1	0	0/0	0/0	0	132
Boniol	0	0	0	22/29	48/48	0	114
Harper	0	8	0	0/0	0/0	0	48
Irvin	0	6	0	0/0	0/0	0	36
Johnston	2	2	0	0/0	0/0	0	24
Novacek	0	2	0	0/0	0/0	0	12
K. Williams	0	0	2a	0/0	0/0	0	12
Aikman	1	0	0	0/0	0/0	0	6
Coleman	1	0	0	0/0	0/0	0	6
D. Smith	0	0	1b	0/0	0/0	0	6
B. Thomas	1	0	0	0/0	0/0	0	6
Tolbert	0	0	1c	0/0	0/0	0	6
Woodson	0	0	1d	0/0	0/0	0	6
COWBOYS	26	19	5	22/29	48/48	0	414
Opponents	8	19	0	20/25	24/24	1*	248

2-Pt Conversions: Team 0-2, Opponents 0-3

a 87 yd. kickoff return vs. Arizona (10/9)

83 yd. punt return vs. Washington (11/20)

b 13 yd. interception return @ New Orleans (12/19)

c 54 yd. interception return, @ New Orleans (12/19)

d 94 yd. interception return @ Philadelphia (12/4)

\* R Peete fumble out of end zone, @ NY Giants (12/24)

### USUAL STARTERS

WR Alvin Harper	LE Tony Tolbert
LT Mark Tuinei	LT Russell Maryland
LG Nate Newton	RT Leon Lett
C Mark Stepnoski	RE Charles Haley
RG Derrek Kennard	LLB Dixon Edwards
RT Larry Allen (9)	MLB Robert Jones
TE Erik Williams (7)	RLB Darrin Smith
TE J.J. Novacek	LCB Kevin Smith
WR Michael Irvin	RCB Larry Brown
QB Troy Aikman	SS Darren Woodson
RB Emmitt Smith	FS James Washington
FB Darryl Johnston	P John Jett
K Chris Boniol	

*Pro Bowlers in Bold*

1994 STATISTICS  
 PLAYOFF RECORDS  
 2007 SEASON PLAYERS  
 STAFF

# 1995 ★ DALLAS COWBOYS STATISTICS ★ 1995

## FIRST PLACE, NFC EAST HEAD COACH: BARRY SWITZER

PRESEASON (2-3)			
Date	W/L	Score	Opponent
7/29	W	21-15	BUFFALO
8/5	L	14-27	OAKLAND
8/12	L	7-9	Buffalo @ Toronto
8/21	L	17-20	@ Denver
8/26	W	10-0	Houston @ San Ant.

REGULAR SEASON (12-4)			
Date	W/L	Score	Opponent
9/4	W	35-0	@ N.Y. Giants
9/10	W	31-21	DENVER
9/17	W	23-17	@ Minnesota (OT)
9/24	W	34-20	ARIZONA
10/1	L	23-27	@ Washington
10/8	W	34-24	GREEN BAY
10/15	W	23-9	@ San Diego
10/22			- Bye -
10/29	W	28-13	@ Atlanta
11/6	W	34-12	PHILADELPHIA
11/12	L	20-38	SAN FRANCISCO
11/19	W	34-21	@ Oakland
11/23	W	24-12	KANSAS CITY
12/3	L	17-24	WASHINGTON
12/10	L	17-20	@ Philadelphia
12/17	W	21-20	N.Y. GIANTS
12/25	W	37-13	@ Arizona

DIVISIONAL PLAYOFF	
1/7/96	W 30-11 PHILADELPHIA 64,372

NFC CHAMPIONSHIP GAME	
1/14/96	W 38-27 GREEN BAY 65,135

SUPER BOWL XXX (Phoenix)	
1/28/96	W 27-17 Pittsburgh 76,347

TEAM STATISTICS	DALLAS	OPP
FIRST DOWNS	364	303
Rushing	141	113
Passing	195	165
Penalty	28	25
Third Down-Made/Att.	83/186	97/216
Third Down Efficiency	44.6	44.9
Fourth Down-Made/Att.	8/13	8/19
TOTAL NET YARDS	5,824	5,044
Avg. Per Game	364.0	315.3
Total Plays	1,007	1,001
Avg. Per Play	5.8	5.0
NET YARDS RUSHING	2,201	1,772
Avg. Per Game	137.6	110.8
Total Rushes	495	442
Avg. Per Rush	4.4	4.0
NET YARDS PASSING	3,623	3,272
Avg. Per Game	226.4	204.5
Sacked/Yards Lost	18/118	36/219
Gross Yards	3,741	3,491
Attempts/Completions	494/322	523/293
Pct. of Completions	65.2	56.0
Had Intercepted	10	19
PUNTS/AVERAGE	55/40.8	65/42.7
Net Punting Average	34.7	37.8
PUNT RET./AVG.	23/11.1	22/9.8
KICKOFF RET./AVG.	58/22.0	85/19.5
INT./AVG. RET.	19/13.7	10/15.5
PENALTIES/YARDS	90/695	112/913
FUMBLES/BALL LOST	24/13	16/6
TOUCHDOWNS	51	32
Rushing	29	13
Passing	18	17
Returns	4	2
EXTRA POINT/ATTEMPTS	47/50	30/32
Kicking Made-Attempts	46/48	29/29
Passing Made-Attempts	1/2	1/3
Rushing Made-Attempts	0/0	0/0
FIELD GOALS/ATTEMPTS	27/28	22/27
AVG. TIME OF POSSESSION	31:15	28:45

RUSHING	ATT	YDS	AVG	LG	TD
E. Smith	377	1,773	4.7	60t	25
S. Williams	48	205	4.3	44t	1
Johnston	25	111	4.4	18	2
K. Williams	10	53	5.3	14	0
Aikman	21	32	1.5	12	0
Wilson	10	12	1.2	11	0
Sanders	2	9	4.5	8	0
Lang	1	7	7.0	7	0
Garrett	1	-1	1.0	-1	0

COWBOYS	495	2,201	4.4	60t	29
Opponents	442	1,772	4.0	48t	1

RECEIVING	NO	YDS	AVG	LG	TD
Irvin	111	1,603	14.4	50	10
Novacek	62	705	11.4	33t	5
E. Smith	62	375	6.0	40	0
K. Williams	38	613	16.1	48t	2
Johnston	30	248	8.3	24	1
Bjornstrom	7	53	7.6	16	0
Fleming	6	83	13.8	16	0
S. Williams	3	28	9.3	24	0
Sanders	2	25	12.5	19	0
Watkins	1	8	8.0	8	0

COWBOYS	322	3,741	11.6	50	18
Opponents	293	3,491	11.9	81t	17

INTERCEPTIONS	NO	YDS	AVG	LG	TD
Brown	6	124	20.7	65t	2
Marion	6	40	6.7	32t	1
Woodson	2	46	23.0	37t	1
Sanders	2	34	17.0	34	0
Myles	1	15	15.0	15	0
Brice	1	2	2.0	2	0
Holmes	1	0	0.0	0	0

COWBOYS	19	261	13.7	65t	4
Opponents	10	155	15.5	48t	1

PUNTING	NO	YDS	AVG	TB/IN20	LG	BL	NET
Jett	53	2,166	40.9	6	17	58	0 34.5
Boniol	2	77	38.5	0	2	56	0 38.5
COWBOYS	55	2,243	40.8	6	19	58	0 34.7
Opp.	65	2,775	42.7	3	22	60	0 37.8

PUNT RETURNS	NO	FC	YDS	AVG	LG	TD
K. Williams	18	15	166	9.2	30	0
Holmes	4	1	35	8.8	13	0
Sanders	1	1	54	54.0	43	0
COWBOYS	23	17	255	11.1	43	0
Opponents	22	10	216	9.8	21	0

KICKOFF RETURNS	NO	YDS	AVG	LG	TD
K. Williams	49	1,108	22.6	43	0
Holmes	5	134	26.8	46	0
Marion	1	16	16.0	16	0
Sanders	1	15	15.0	15	0
Schwartz	1	9	9.0	9	0
Watkins	1	-6	-6.0	-6	0
COWBOYS	58	1,276	22.0	46	0
Opponents	85	1,661	19.5	59	0

PASSING	ATT	COMP	YDS	PCT	AVG	TD	PCT	INT	PCT	LG	SKS/YDS	RATING
Aikman	432	280	3,304	64.8	7.65	16	3.7	7	1.6	50	14/89	93.6
Wilson	57	38	391	66.7	6.86	1	1.8	3	5.3	38	4/29	70.1
Garrett	5	4	46	80.0	9.20	1	20.0	0	0.0	24	0/0	144.6
COWBOYS	494	322	3,741	65.2	7.57	18	3.6	10	2.0	50	18/118	91.7
Opponents	523	293	3,491	56.0	6.67	17	3.3	19	3.6	81t	36/219	72.3

SCORE BY QUARTERS	1	2	3	4	OT	T
COWBOYS	102	133	83	111	6	435
Opponents	38	104	78	71	0	291

FIELD GOALS	11-19	20-29	30-39	40-49	50+
Boniol	0-0	11-12	13-13	3-3	0-0
COWBOYS	0-0	11-12	13-13	3-3	0-0
Opponents	1-1	7-7	7-8	7-10	0-1

SCORING	TD	TDP	TR	2Pt	FG	PAT	S	TP
E. Smith	25	0	0	0	0/0	0/0	0	150
Boniol	0	0	0	0	27/28	46/48	0	127
Irvin	0	10	0	0	0/0	0/0	0	60
Novacek	0	5	0	1	0/0	0/0	0	32
Johnston	2	1	0	0	0/0	0/0	0	18
Brown	0	0	2a	0	0/0	0/0	0	12
K. Williams	0	2	0	0	0/0	0/0	0	12
Aikman	1	0	0	0	0/0	0/0	0	6
Marion	0	0	1b	0	0/0	0/0	0	6
S. Williams	1	0	0	0	0/0	0/0	0	6
Woodson	0	0	1c	0	0/0	0/0	0	6
COWBOYS	29	18	4	1	27/28	46/48	435	
Opponents	13	17	2*	1	22/27	29/29	1+291	

a 20 yd. interception return vs Philadelphia (11/6)  
 b 65 yd. interception return @ Philadelphia (12/10)  
 c 32 yd. interception return @ Arizona (1V25)  
 \* 37yd. interception return-Washington(10/1)  
 \* Hanks 38 yd. fumble return vs San Francisco (11/12)  
 A. Williams 48 yd. int. return @ Arizona (12/25)  
 + Aikman sacked in end zone @ San Diego (10/15)

### USUAL STARTERS

WR Kevin Williams	LE Tony Tolbert
LT Mark Tuinei	LT Russell Maryland
LG Nate Nunez	RT Leon Lett (10)
C Ray Donaldson (12)	RE Charles Haley (11)
Derek Kennard (4)	RE Chad Hennings (6)
RG Larry Allen	RE Shante Carver (3)
RT Erik Williams	LLB Dixon Edwards
TE Jay Novacek	MLB Robert Jones (12)
WR Michael Irvin	CB Godfrey Myles (4)
QB Troy Aikman	RLB Darrin Smith (9)
RB Emmitt Smith	CB Godfrey Myles (7)
FB Daryl Johnston	RLB Deion Sanders (9)
K Chris Boniol	LCB Clayton Holmes (6)
	RCB Larry Brown
	SS Darren Woodson
	FS Brock Marion
	P John Jett

*Pro Bowlers in Bold*

STAFF PLAYERS 2007 SEASON RECORDS PLAYOFF RECORDS 1995 STATISTICS SIDELINES

# 1996 ★ DALLAS COWBOYS STATISTICS ★ 1996

## FIRST PLACE, NFC EAST HEAD COACH: BARRY SWITZER

### PRESEASON (2-3)

Date	W/L Score	Opponent	Att.
7/27	W 35-34	OAKLAND	61,524
8/5	L 6-32	Kan. City @ Mont.	45,128
8/12	L 7-31	NEW ENGLAND	57,874
8/17	L 3-20	DENVER	56,115
8/24	W 24-19	Houston @ Orlando	64,296

### REGULAR SEASON (10-6)

Date	W/L Score	Opponent	Att.
9/2	L 6-22	@ Chicago	63,076
9/8	W 27-0	N.Y. GIANTS	63,069
9/15	L 24-25	INDIANAPOLIS	63,021
9/22	L 7-10	@ Buffalo	78,098
9/30	W 23-19	@ Philadelphia	67,201
10/6	-	Bye -	
10/13	W 17-3	ARIZONA	64,096
10/20	W 32-28	ATLANTA	64,091
10/27	W 29-10	@ Miami	75,283
11/3	L 21-31	PHILADELPHIA	64,952
11/10	W 20-17	@ San Fran. (OT)	68,919
11/18	W 21-6	GREEN BAY	65,032
11/24	L 6-20	@ N.Y. Giants	77,081
11/28	W 21-10	WASHINGTON	64,955
12/8	W 10-6	@ Arizona	70,763
12/15	W 12-6	NEW ENGLAND	65,578
12/22	L 10-37	@ Washington	56,454

### 1996 NFC WILD CARD GAME

12/28	W 40-15	MINNESOTA	64,682
-------	---------	-----------	--------

### 1996 DIVISIONAL PLAYOFF

1/5/97	L 17-26	@ Carolina	72,808
--------	---------	------------	--------

### TEAM STATISTICS

	DALLAS	OPP
FIRST DOWNS.....	286	260
Rushing.....	105	89
Passing.....	163	144
Penalty.....	18	27
Third Down-Made/Att.....	89/213	73/212
Third Down Efficiency.....	41.8	34.4
Fourth Down-Made/Att.....	4/8	12/20
TOTAL NET YARDS.....	4,763	4,382
Avg. Per Game.....	297.7	273.9
Total Plays.....	981	958
Avg. Per Play.....	4.9	4.6
NET YARDS RUSHING.....	1,641	1,576
Avg. Per Game.....	102.6	98.5
Total Rushes.....	475	437
Avg. Per Rush.....	3.5	3.6
NET YARDS PASSING.....	3,122	2,806
Avg. Per Game.....	195.1	175.4
Sacked/Yards Lost.....	19/127	37/219
Gross Yards.....	3,249	3,025
Attempts/Completions.....	487/307	484/271
Pct. of Completions.....	63.0	56.0
Had Intercepted.....	14	19
PUNTS/AVERAGE.....	74/42.6	75/46.1
Net Punting Average.....	36.8	39.5
PUNT RET./AVG.....	44/9.0	32/7.8
KICKOFF RET./AVG.....	53/25.3	70/20.4
INT./AVG. RET.....	19/8.8	14/17.9
PENALTIES/YARDS.....	103/832	94/717
FUMBLES/BALL LOST.....	24/15	26/14
TOUCHDOWNS.....	27	24
Rushing.....	14	10
Passing.....	12	10
Returns.....	1	4
EXTRA POINT/ATTEMPTS.....	26/27	20/24
Kicking Made-Attempts.....	24/25	20/20
Passing Made-Attempts.....	2/2	0/3
Rushing Made-Attempts.....	0/0	0/1
FIELD GOALS/ATTEMPTS.....	32/36	28/32
AVG TIME OF POSS.....	30:53	29:07

RUSHING	ATT	YDS	AVG	LG	TD
E. Smith	327	1,204	3.7	42	12
Sh. Williams	69	269	3.9	27	0
Walker	10	83	8.3	39#	1
Johnston	22	48	2.2	7	0
Aikman	35	42	1.2	10	0
K. Williams	4	11	2.8	9	0
Wilson	4	5	1.3	8	0
Sanders	3	2	0.7	3	0
Jett	1	-23	-23.0	-23	0

COWBOYS	475	1,641	3.5	42	14
Opponents	437	1,576	3.6	37	10

RECEIVING	NO	YDS	AVG	LG	TD
Irvin	64	962	15.0	61	2
Bjornson	48	388	8.1	25	3
E. Smith	47	249	5.3	21	3
Johnston	43	278	6.5	23	1
Sanders	36	475	13.2	41	1
K. Williams	27	323	12.0	31	1
Martin	25	380	15.2	60#	1
Walker	7	89	12.7	24	0
Sh. Williams	5	41	8.2	13	0
Armstrong	2	10	5.0	6	0
St. Williams	1	32	32.0	32	0
Mitchell	1	17	17.0	17	0
Ware	1	5	5.0	5	0

COWBOYS	307	3,249	10.6	61	12
Opponents	271	3,025	11.2	52	10

INTERCEPTIONS	NO	YDS	AVG	LG	TD
K. Smith	5	45	9.0	24	0
Woodson	5	43	8.6	21	0
Teague	4	47	11.8	22	0
Harper	2	30	15.0	15	0
Sanders	2	3	1.5	2	0
Strickland	1	0	0.0	0	0

COWBOYS	19	168	8.8	24	0
Opponents	14	250	17.9	104#	1

PUNTING	NO	YDS	AVG	TB	IN20	LG	BL	NET
Jett	74	3,150	42.6	9	22	60	0	36.8

COWBOYS	74	3,150	42.6	9	22	60	0	36.8
Opp.	75	3,459	46.1	5	23	67	0	39.5

PUNT RETURNS	NO	FC	YDS	AVG	LG	TD
Martin	41	10	373	9.1	22	0
K. Williams	2	0	17	8.5	9	0
Sanders	1	1	4	4.0	4	0

COWBOYS	44	11	394	9.0	22	0
Opponents	32	23	249	7.8	52	0

KICKOFF RETURNS	NO	YDS	AVG	LG	TD
Walker	27	779	28.9	89	0
K. Williams	21	471	22.4	39	0
Marion	3	68	22.7	37	0
C. Williams	2	21	10.5	21	0

COWBOYS	53	1,339	25.3	89	0
Opponents	70	1,431	20.4	50	0

SCORE BY QUARTERS	1	2	3	4	OT	T
COWBOYS	60	85	57	81	3	286
Opponents	52	80	51	67	0	250

FIELD GOALS 11-19	20-29	30-39	40-49	50+	
Boniol	1-1	13-13	12-13	5-7	1-2

COWBOYS	1-1	13-13	12-13	5-7	1-2
Opponents	1-1	10-11	8-10	7-8	2-2

Boniol:	(28,43M,28),(23,29),(52,40M,57M),(36B),(46,30,21),(23),(49),(33,29,24),(19,37),(26,29),(45,37,42,45,35,39,28),(31,37),(),(31),(23,36,35,29),(34)
Opponents:	(31,35M,42,34),(),(23,25,52,43),(32),(46,29B),(49),(23,54,32,28,37),(26),(30),(28),(32M),(45,46),(40B,21),(33,28),(21,30),(46,29,18)

SCORING	TDR	TDP	TDR1	2P	FG	PAT	S	TP
Boniol	0	0	0	0	32/36/24/25	0	120	0
E. Smith	12	3	0	0	0/0	0/0	0	90
Bjornson	0	3	0	1	0/0	0/0	0	20
Irvin	0	2	0	1	0/0	0/0	0	14
Sanders	0	1	1a	0	0/0	0/0	0	12
Aikman	1	0	0	0	0/0	0/0	0	6
Johnston	1	0	0	0	0/0	0/0	0	6
Martin	1	0	0	0	0/0	0/0	0	6
Walker	1	0	0	0	0/0	0/0	0	6
K. Williams	0	1	0	0	0/0	0/0	0	6

COWBOYS	14	12	0	0	32/36/24/25	0	286
Opponents	10	10	4*	0	28/32/20/20	1	250

2-Pt Conversions: Cowboys 2-2 Opponents 0-4

a 22 yard fumble return vs. Indianapolis (9/15)

\* Cox fumble recovery in end zone @ Chicago

(9/2)

Hall 32 yard interception return @ Philadelphia (9/30)

Vincent 90 yard interception return vs. Philadelphia (11/3)

Wooten 54 fumble return @ N.Y. Giants (11/24)

+ Jett runs out of end zone for safety @ Philadelphia (9/30)

### USUAL STARTERS

WR Kevin Williams (9)	LE Tony Tolbert
Deion Sanders (3)	LT Chad Hennings
LT Mark Tuinei	RT Leon Lett
LG Nate Newton	RE Shante Carter (7)
C Ray Donaldson	Charles Haley (5)
RG Larry Allen	Harvin McCormack (3)
RT Erik Williams	LLB Broderick Thomas (8)
TE Eric Bjornson (10)	Randall Godfrey (6)
Tyji Armstrong (15)	MLB/FB Strickland
WR Michael Irvin (11)	RLB Darin Smith
Deion Sanders (5)	LCB Kevin Smith
QB Troy Aikman	RCB Deion Sanders
RB Emmitt Smith	SS Darren Woodson
FB Daryl Johnston	FS Brock Marion (10)
K Chris Boniol	George Teague (6)
	P John Jett

*Pro Bowlers in Bold*

PASSING	ATT	COMP	YDS	PCT	ATT	TD	TD	INT	INT	LG	SKS/YDS	RATING
Aikman	465	296	3,126	63.7	6.72	12	2.6	13	2.8	61	18/120	80.1
Wilson	18	8	79	44.4	4.39	0	0.0	1	5.6	20	1/7	34.3
Garrett	3	3	44	100.0	14.67	0	0.0	0	0.0	32	0/0	118.8
Sh. Williams	1	0	0	0.0	0.00	0	0.0	0	0.0	0	0/0	39.6
COWBOYS	487	307	3,249	63.0	6.67	12	2.5	14	2.9	61	19/127	78.6
Opponents	484	271	3,025	56.0	6.25	10	2.1	19	3.9	52	37/219	65.3

SIDELINES STATISTICS RECORDS PLAYERS SEASON 2007 RECORDS STAFF

# 1997 ★ DALLAS COWBOYS STATISTICS ★ 1997

## FOURTH PLACE, NFC EAST HEAD COACH: BARRY SWITZER

PRESEASON (2-2)			
Date	W/L	Score	Opponent
8/3	L	27-34	OAKLAND
8/8	L	10-16	@ New England
8/15	W	34-31	ST. LOUIS
8/22	W	34-10	TENNESSEE
REGULAR SEASON (6-10)			
8/31	W	37-7	@ Pittsburgh
9/7	L	22-25	@ Arizona (OT)
9/15	W	21-20	PHILADELPHIA
9/21			- Bye -
9/28	W	27-3	CHICAGO
10/5	L	17-20	@ N.Y. Giants
10/13	L	16-21	@ Washington
10/19	W	26-22	JACKSONVILLE
10/26	L	12-13	@ Philadelphia
11/2	L	10-17	@ San Francisco
11/9	W	24-6	ARIZONA
11/16	W	17-14	WASHINGTON
11/23	L	17-45	@ Green Bay
11/27	L	14-27	TENNESSEE
12/8	L	13-23	CAROLINA
12/14	L	24-31	@ Cincinnati
12/21	L	7-20	N.Y. GIANTS

TEAM STATISTICS	DALLAS	OPP
FIRST DOWNS	279	281
Rushing	82	104
Passing	170	139
Penalty	27	38
Third Down-Made/Att	83/229	89/233
Third Down Efficiency	36.2	38.2
Fourth Down-Made/Att	6/13	5/11
TOTAL NET YARDS	4,778	4,516
Avg. Per Game	298.6	282.3
Total Plays	1,015	1,022
Avg. Per Play	4.7	4.4
NET YARDS RUSHING	1,637	1,994
Avg. Per Game	102.3	124.6
Total Rushes	423	511
Avg. Per Rush	3.9	3.9
NET YARDS PASSING	3,141	2,522
Avg. Per Game	196.3	157.6
Sacked/Yards Lost	39/313	38/195
Gross Yards	3,454	2,717
Attempts/Completions	553/314	473/253
Pct. of Completions	56.8	53.5
Had Intercepted	12	7
PUNTS/AVERAGE	86/41.8	95/43.6
Net Punting Average	35.4	36.1
PUNT RET./AVG.	46/11.1	40/9.1
KICKOFF RET./AVG.	63/24.1	65/18.0
INT./AVG. RET.	7/18.6	12/17.6
PENALTIES/YARDS	116/1,058	99/757
FUMBLES/BALL LOST	23/11	27/12
TOUCHDOWNS	29	36
Rushing	6	12
Passing	19	20
Returns	4	4
EXTRA POINT/ATTEMPTS	26/29	36/36
Kicking Made-Attempts	24/24	34/34
Passing Made-Attempts	2/5	2/2
Rushing Made-Attempts	0/0	0/0
FIELD GOALS/ATTEMPTS	34/38	20/27
AVG TIME OF POSS.	29:53	30:07

	PASSING	ATT	COMP	YDS	PCT	AVG		TD	PCT	INT	PCT	LG	SKS/YDS	RATING
						ATT	YDS							
Aikman	518	292	3,283	56.4	6.34	19	3.7	12	2.3	641	33/269	78.0		
Wilson	21	12	115	57.1	5.47	0	0.0	0	0.0	32	4/26	72.5		
Garrett	14	10	56	71.4	4.00	0	0.0	0	0.0	12	2/18	78.3		
COWBOYS	553	314	3,454	56.8	6.25	19	3.4	12	2.2	641	39/313	77.8		
Opponents	473	253	2,717	53.5	5.74	20	4.2	7	1.5	61	38/195	78.5		

RUSHING	ATT	YDS	AVG	LG	TD
E. Smith	261	1,074	4.1	44	4
Sh. Williams	121	468	3.9	18	2
Aikman	25	79	3.2	13	0
Walker	6	20	3.3	11	0
Miller	1	6	6.0	6	0
Johnston	2	3	1.5	3	0
Wilson	6	-2	-0.3	3	0
Sanders	1	-11	-11.0	-11	0
COWBOYS	423	1,637	3.9	44	6
Opponents	511	1,994	3.9	31	12

RECEIVING	NO	YDS	AVG	LG	TD
Irvin	75	1,180	15.7	55	9
Bjornson	47	442	9.4	32	0
Miller	46	645	14.0	54	4
E. Smith	40	234	5.9	24	0
St. Williams	30	308	10.3	20	1
Sh. Williams	21	159	7.6	18	0
Johnston	18	166	9.2	21	1
LaFleur	18	122	6.8	17	2
Walker	14	149	10.6	64	2
B. Davis	3	33	11.0	12	0
Galbraith	2	16	8.0	11	0
COWBOYS	314	3,454	11.0	64	19
Opponents	253	2,717	10.7	61	20

INTERCEPTIONS	NO	YDS	AVG	LG	TD
Sanders	2	81	40.5	50	1
Stoutmire	2	8	4.0	8	0
K. Smith	1	21	21.0	21	0
Woodson	1	14	14.0	14	0
Coakley	1	6	6.0	6	0
COWBOYS	7	130	18.6	50	1
Opponents	12	211	17.6	61	1

PUNTING	NO	YDS	AVG	TB/IN20	LG	BL	NET
Gowin	86	3,592	41.8	9	26	72	0 35.4
COWBOYS	86	3,592	41.8	9	26	72	0 35.4
Opp.	95	4,142	43.6	10	27	66	0 36.0

PUNT RETURNS	NO	FC	YDS	AVG	LG	TD
Sanders	33	12	407	12.3	83	1
Mathis	11	2	91	8.3	45	0
St. Williams	2	0	14	7.0	14	0
Pittman	1	0	0	0.0	0	0
COWBOYS	47	14	512	10.9	83	1
Opponents	40	19	365	9.1	37	0

KICKOFF RETURNS	NO	YDS	AVG	LG	TD
Walker	50	1,167	23.3	49	0
Marion	10	311	31.1	49	0
Galbraith	2	24	12.0	11	0
Sanders	1	18	18.0	18	0
COWBOYS	63	1,520	24.1	49	0
Opponents	65	1,172	18.0	34	0

SCORE BY QUARTERS	1	2	3	4	OT	T
COWBOYS	41	95	86	82	0	304
Opponents	64	71	86	90	3	314

FIELD GOALS	11-19	20-29	30-39	40-49	50+
Cunningham	1-1	16-16	9-9	7-10	1-1
Gowin	0-0	0-0	0-0	0-0	0-1
COWBOYS	1-1	16-16	9-9	7-10	1-2
Opponents	2-2	8-8	4-6	6-9	0-2

Cunningham: (52,24,28),(24,47,37,34,28,40B), (46,48,25,23,22),(33,23),(38,40M, 31,27),(19),(37,21),(26,24,35,43), (21),(23),(34,40,42),(29),(1),(43, 32),(23), (44M)

Gowin: (1),(1),(1),(1),(1),(63M),(1),(1),(1),(1),(1),(1),(1) Opponents: (1),(20),(49,45M,44),(21),(27,22),(1), (1),(52M,47M,29,37),(28),(46M,42, 39,51M),(1),(34M,32),(29,19),(34, 40,18),(42),(28,42,38M)

SCORING	TDR	TD	TDR	2Pt	FG	PAT	\$	TP
Cunningham	0	0	0	0	34/37	24/24	0	126
Irvin	0	0	0	0	0/0	0/0	0	54
E. Smith	4	0	1	0/0	0/0	0/0	0	26
Miller	0	4	0	0/0	0/0	0/0	0	24
LaFleur	0	2	0	0/0	0/0	0/0	0	12
Sanders	0	0	2a	0/0	0/0	0/0	0	12
Walker	0	2	0	0/0	0/0	0/0	0	12
Sh. Williams	2	0	0	0/0	0/0	0/0	0	12
Coakley	0	0	1b	0/0	0/0	0/0	0	6
Hennings	0	0	1c	0/0	0/0	0/0	0	6
Johnston	0	1	0	0/0	0/0	0/0	0	6
St. Williams	0	1	0	0/0	0/0	0/0	0	6
Bjornson	0	0	1	0/0	0/0	0/0	0	2
Gowin	0	0	0	0/1	0/0	0/0	0	0

COWBOYS	FG	PAT	\$	TP
COWBOYS	6	19	4	2
Opponents	12	20	4	2

2-Pt Conversions: Cowboys 2-5; Opponents 2-2

- a 83 yard punt return vs. Chicago (9/28)
- 50 yard interception return @ Green Bay (11/23)
- b 16 yard fumble return @ Washington (10/13)
- c 4 yard fumble return @ Arizona (9/7)

- \* Thomas 37 yard fumble return vs. Philadelphia (9/15)
- Wooten 61 interception return @ N.Y. Giants (10/5)
- Sharper 34 yard fumble return @ Green Bay (11/23)
- Robertson 42 yard fumble return vs. Tennessee (11/27)

### USUAL STARTERS

WR Anthony Miller	LE Tony Tolbert
LT George Hegarain (7)	LT Tony Casillas
Mark Tuinei (6)	RT Chad Hennings (8)
Larry Allen (3)	Antonio Anderson (5)
LG Nate Newton	Leon Lett (3)
C Clay Striver	RE Shante Carver
RG Larry Allen (13)	LLB Randall Godfrey
John Flannery (3)	MLB Fred Strickland
RT Erik Williams	RLB Dexter Coakley
TE Eric Bjornson	LCB Kevin Smith
WR Michael Irvin	RCB Deion Sanders (13)
QB Troy Aikman	Kevin Mathis (3)
RB Emmitt Smith	SS Darren Woodson
FB Daryl Johnston (6)	FS Brock Marion
Herschel Walker (6)	P Toby Gowin
David LaFleur (3)	
Richie Cunningham	<i>Pro Bowlers in Bold</i>

# 1998 ★ DALLAS COWBOYS STATISTICS ★ 1998

## FIRST PLACE, NFC EAST HEAD COACH: CHAN GAILEY

PRESEASON (0-5)				
Date	W/L	Score	Opponent	Att.
8/1	L	19-20	SEATTLE	59,357
8/8	L	3-16	OAKLAND	61,048
8/17	L	3-21	N.E. @ Mex. City	106,424
8/22	L	14-22	@ St. Louis	56,461
8/22	L	20-42	@ Jacksonville	71,526
REGULAR SEASON (10-6)				
9/6	W	38-10	ARIZONA	63,602
9/13	L	23-42	@ Denver	75,013
9/21	W	31-7	@ N.Y. Giants	78,039
9/27	L	12-13	OAKLAND	63,544
10/4	W	31-10	@ Washington	72,284
10/11	W	27-20	CAROLINA	64,181
10/18	L	12-13	@ Chicago	59,201
10/25			- Bye -	
11/2	W	34-0	@ Philadelphia	67,002
11/8	W	16-6	N.Y. GIANTS	64,316
11/15	W	35-28	@ Arizona	69,923
11/22	W	30-22	SEATTLE	64,142
11/26	L	36-46	MINNESOTA	64,366
12/6	L	3-22	@ New Orleans	65,065
12/13	L	17-20	@ Kansas City	77,697
12/20	W	13-9	PHILADELPHIA	62,722
12/27	W	23-7	WASHINGTON	63,565
1998 NFC WILD CARD GAME				
1/2/99	L	7-20	ARIZONA	62,969

TEAM STATISTICS			DALLAS	OPP
FIRST DOWNS	308	276		
Rushing	125	84		
Passing	174	162		
Penalty	29	30		
Third Down-Made/Att.	76/206	71/210		
Third Down Efficiency	36.9	33.8		
Fourth Down-Made/Att.	8/12	5/20		
TOTAL NET YARDS	5,450	5,164		
Avg. Per Game	340.6	322.8		
Total Plays	992	988		
Avg. Per Play	5.5	5.2		
NET YARDS RUSHING	2,014	1,619		
Avg. Per Game	125.9	101.2		
Total Rushes	499	401		
Avg. Per Rush	4.0	4.0		
NET YARDS PASSING	3,436	3,545		
Avg. Per Game	214.8	221.6		
Sacked/Yards Lost	19/110	34/222		
Gross Yards	3,546	3,767		
Attempts/Completions	474/279	553/290		
Pct. of Completions	58.9	52.4		
Had Intercepted	8	14		
PUNTS/AVERAGE	78/42.8	85/42.4		
Net Punting Average	36.6	35.0		
PUNT RET./AVG.	39/12.6	34/6.2		
KICKOFF RET./AVG.	51/23.4	69/18.5		
INT./AVG. RET.	14/17.9	8/15.1		
PENALTIES/YARDS	128/1,108	120/917		
FUMBLES/BALL LOST	18/7	23/12		
TOUCHDOWNS	42	32		
Rushing	21	10		
Passing	17	21		
Returns	4	1		
EXTRA POINT/ATTEMPTS	40/42	31/32		
Kicking Made-Attempts	40/40	29/30		
Passing Made-Attempts	0/2	1/1		
Rushing Made-Attempts	0/0	1/1		
FIELD GOALS/ATTEMPTS	29/35	16/19		
AVG TIME OF POSS.	31:50	28:10		

RUSHING	ATT	YDS	AVG	LG	TD
E. Smith	319	1,332	4.2	32	13
Warren	59	291	4.9	49	4
S. Williams	64	220	3.4	24	1
Aikman	22	69	3.1	23	2
Gowin	1	33	33.0	33	0
Johnston	8	17	2.1	6	0
B. Davis	4	15	3.8	8	0
Garrett	11	14	1.3	5	0
Ogden	1	12	12.0	12	0
Mills	3	9	3.0	5	0
Bjornson	1	7	7.0	7	1
Irvin	1	1	1.0	1	0
Quinn	5	-6	-1.2	-1	0
COWBOYS	499	2,014	4.0	49	21
Opponents	401	1,619	4.0	63	10

RECEIVING	NO	YDS	AVG	LG	TD
Irvin	74	1,057	14.3	51	1
B. Davis	39	691	17.7	80	3
Mills	28	479	17.1	43	4
E. Smith	27	175	6.5	24	2
LaFleur	20	176	8.8	24	2
Jeffers	18	330	18.3	67	2
Johnston	18	60	3.3	9	1
Bjornson	15	218	14.5	43	1
Warren	13	66	5.1	15	1
S. Williams	11	104	9.5	30	0
Ogden	8	63	7.9	12	0
Sanders	7	100	14.3	55	0
Clay	1	27	27.0	27	0
COWBOYS	279	3,546	12.7	80	17
Opponents	290	3,767	13.0	89	21

### USUAL STARTERS

WR	Billy Davis	LE	Kavika Pittman
LT	Larry Allen	LT	Leon Lett
LG	Nate Newton	RT	Chad Hennings
C	Clay Shiver (9)	RE	Greg Ellis
	Michael Kiseak (7)	LLB	Randall Godfrey
RG	Flozell Adams (10)	MLB	Fred Strickland
	Everett McIver (6)	RLB	Dexter Coakley
RE	Erk Williams	LCB	Kevin Smith (12)
RT	David LaFleur		Kevin Mathis (4)
WR	Michael Irvin	RCB	Deion Sanders (11)
QB	Troy Aikman (11)		Charlie Williams (3)
	Jason Garrett (5)	SS	Darren Woodson
RB	Ernie Smith	FS	Omar Stoubmire (12)
FB	Daryl Johnston		George Teague (4)
K	Richie Cunningham	P	Toby Gowin

*Pro Bowlers in Bold*

PUNT RETURNS	NO	FC	YDS	AVG	LG	TD
Sanders	24	8	375	15.6	69	2
Hughes	10	3	93	9.3	35	0
Warren	2	1	11	5.5	6	0
Mathis	2	1	3	1.5	5	0
K. Smith	1	0	11	11.0	11	0
COWBOYS	39	13	493	12.6	69	2
Opponents	34	13	210	6.2	18	0

KICKOFF RETURNS	NO	YDS	AVG	LG	TD
Mathis	25	621	24.8	42	0
Hughes	11	274	24.9	36	0
Warren	5	90	18.0	23	0
S. Williams	4	103	25.8	40	0
Ogden	3	65	21.7	28	0
Sanders	1	16	16.0	16	0
LaFleur	1	12	12.0	12	0
B. Davis	1	10	10.0	10	0
COWBOYS	51	1,191	23.4	42	0
Opponents	69	1,274	18.5	44	0

SCORE BY QUARTERS	1	2	3	4	OT	T
COWBOYS	72	124	80	105	-	381
Opponents	77	82	66	50	-	275

FIELD GOALS	11-19	20-29	30-39	40-49	50+
Cunningham	1-1	9-9	8-11	10-11	1-3
COWBOYS	1-1	9-9	8-11	10-11	1-3
Opponents	0-0	6-6	5-5	3-6	2-2

Cunningham: (25), (30,54,26), (40,38M), (40,37M), (42), (27,55M,38), (23,23), (33,25), (37,38M,40), (19), (1), (47,44,28), (30,46,47), (33), (32), (51M,42,41), (49M, 34,23,26)

Opponents: (22), (1), (1), (30,48M,38), (31), (1), (22), (29), (1), (32,23), (40B), (1), (45), (53), (53), (24,43), (21,48M,41,39), (1)

SCORING	TDR	TOP	TDR1	2P1	FG	PAT	ST	P
Cunningham	0	0	0	0	29/35	40/40	0	127
E. Smith	13	2	0	0	0/0	0/0	0	90
Warren	4	1	0	0	0/0	0/0	0	30
Mills	0	4	0	0	0/0	0/0	0	24
B. Davis	0	3	0	0	0/0	0/0	0	18
Sanders	0	0	3a	0	0/0	0/0	0	18
Aikman	2	0	0	0	0/0	0/0	0	12
Bjornson	1	1	0	0	0/0	0/0	0	12
Jeffers	0	2	0	0	0/0	0/0	0	12
LaFleur	0	2	0	0	0/0	0/0	0	12
Wheaton	0	0	1b	0	0/0	0/0	1+	8
Irvin	0	1	0	0	0/0	0/0	0	6
Johnston	0	1	0	0	0/0	0/0	0	6
S. Williams	1	0	0	0	0/0	0/0	0	6
COWBOYS	21	17	4	0	39/35	40/40	1	381
Opponents	10	21	1*	2	16/19	29/30	17	275

2-Pt Conversions: Cowboys 0-2; Opponents 2-2

a 59 yard punt return @ N.Y. Giants (9/21)  
71 yard interception return @ N.Y. Giants (9/21)  
69 yard punt return @ Philadelphia (11/2)  
b 15 yard fumble return vs. Arizona (9/6)  
+ tackled Aragus in end zone vs. Oakland (9/27)

\* Adams 25 yard interception return vs. Seattle (11/22)  
# Aikman intentional grounding in end zone @ New Orleans. (12/6)

PASSING	ATT	COMP	YDS	PCT	ATT	AVG	TD	PCT	PCT	LG	SKS/YDS	RATING
Aikman	315	187	2,330	59.4	7.40	12	3.8	5	1.6	67	9/58	88.5
Garrett	158	91	1,206	57.6	7.63	5	3.2	3	1.9	80	10/52	84.5
Quinn	1	1	10	100.0	10.00	0	0.0	0	0.0	10	0/0	108.3
COWBOYS	474	279	3,546	58.9	7.48	17	3.6	8	1.7	80	19/110	87.2
Opponents	553	290	3,767	52.4	6.81	21	3.8	14	2.5	89	34/222	76.3

# 1999 ★ DALLAS COWBOYS STATISTICS ★ 1999

## SECOND PLACE, NFC EAST HEAD COACH: CHAN GALEY

PRESEASON (1-4)			
Date	W/L	Score	Opponent
8/9	L	17-20	Clev. @ Canton (OT)
8/15	L	3-10	@ Oakland
8/21	L	14-34	@ New England
8/29	W	22-12	DENVER
9/2	L	6-27	JACKSONVILLE

REGULAR SEASON (8-8)			
Date	W/L	Score	Opponent
9/12	W	41-35	@ Wash. (OT)
9/20	W	24-7	ATLANTA
- Bye -			
10/3	W	35-7	ARIZONA
10/10	L	10-13	@ Philadelphia
10/18	L	10-13	@ N.Y. Giants
10/24	W	38-20	WASHINGTON
10/31	L	24-34	@ Indianapolis
11/8	L	17-27	@ Minnesota
11/14	W	27-13	GREEN BAY
11/21	L	9-13	@ Arizona
11/25	W	20-0	MIAMI
12/5	L	6-13	@ New England
12/10	W	20-10	PHILADELPHIA
12/19	L	21-22	N.Y. JETS
12/24	L	24-31	@ New Orleans
1/2/00	W	26-18	N.Y. GIANTS

1999 NFC Wild Card Game			
1/9/00	L	10-27	@ Minnesota

TEAM STATISTICS			DALLAS	OPP
FIRST DOWNS	295	266		
Rushing	129	81		
Passing	139	154		
Penalty	27	31		
Third Down-Made/Att	77/219	71/221		
Third Down Efficiency	35.2	32.1		
Fourth Down-Made/Att	6/17	4/9		
TOTAL NET YARDS	5,178	4,840		
Avg. Per Game	323.6	302.5		
Total Plays	1,024	997		
Avg. Per Play	5.1	4.9		
NET YARDS RUSHING	2,051	1,442		
Avg. Per Game	128.2	90.1		
Total Rushes	493	417		
Avg. Per Rush	4.2	3.5		
NET YARDS PASSING	3,127	3,398		
Avg. Per Game	195.4	212.4		
Sacked/Yards Lost	24/151	35/217		
Gross Yards	3,278	3,615		
Attempts/Completions	507/295	545/297		
Pct. of Completions	58.2	54.5		
Had Intercepted	13	24		
PUNTS/AVERAGE	81/43.2	93/41.2		
Net Punting Average	35.1	34.2		
PUNT RET./AVG.	41/10.7	43/10.7		
KICKOFF RET./AVG.	58/23.7	62/20.3		
INT./AVG. RET.	24/18.4	13/7.7		
PENALTIES/YARDS	136/119	107/862		
FUMBLES/BALL LOST	22/10	23/9		
TOUCHDOWNS	42	28		
Rushing	16	6		
Passing	20	19		
Returns	6	3		
EXTRA POINT/ATTEMPTS	41/41	27/28		
Kicking Made-Attempts	41/41	24/24		
Passing Made-Attempts	0/0	1/1		
Rushing Made-Attempts	0/0	2/3		
FIELD GOALS/ATTEMPTS	19/31	26/33		
AVG TIME OF POSS.	31:51	28:09		

RUSHING	ATT	YDS	AVG	LG	TD
E. Smith	329	1,397	4.2	63t	11
Warren	99	403	4.1	25	2
Ismail	13	110	8.5	27t	1
Chancey	14	57	4.1	11	0
Thomas	8	35	4.4	10	0
Bjornson	1	20	20.0	20t	1
Garrett	6	12	2.0	9	0
Aikman	21	10	0.5	7	1
Tucker	1	8	8.0	8	0
Mills	1	-1	-1.0	-1	0

COWBOYS	ATT	YDS	AVG	LG	TD
COWBOYS	493	2,051	4.2	63t	16
Opponents	417	1,442	3.5	37	6

RECEIVING	NO	YDS	AVG	LG	TD
Ismail	80	1,097	13.7	76t	6
LaFleur	35	322	9.2	25	7
Warren	34	224	6.6	24	0
Mills	30	325	10.8	36	0
E. Smith	27	119	4.4	14t	2
Tucker	23	439	19.1	90t	2
Irvin	12	144	12.0	25	0
Ogden	10	167	16.7	37t	3
Bjornson	10	131	13.1	32	0
Thomas	10	64	6.4	13	0
McGarity	7	70	10.0	18	0
Brazzell	5	114	22.8	53	0
Lucky	5	25	5.0	8	0
Sanders	4	24	6.0	9	0
Lester	2	9	4.5	6	0
Johnston	1	4	4.0	4	0

COWBOYS	NO	YDS	AVG	LG	TD
COWBOYS	295	3,278	11.1	90t	20
Opponents	297	3,615	12.2	71	19

INTERCEPTIONS	NO	YDS	AVG	LG	TD
Coakley	4	119	29.8	46t	1
Teague	3	127	42.3	95t	2
Reese	3	28	9.3	24	2
Sanders	3	2	0.7	2	0
Hawthorne	3	-2	-0.7	0	0
Hambrick	2	44	22.0	25	0
Woodson	2	5	2.5	5	0
Ellis	1	87	87.0	87t	1
K. Smith	1	16	16.0	16	0
Godfrey	1	10	10.0	10	0
Nguyen	1	6	6.0	6	0

COWBOYS	NO	YDS	AVG	LG	TD
COWBOYS	24	442	18.4	95t	4
Opponents	13	100	7.7	30	0

USUAL STARTERS					
WR	Raghib Ismail	LE	Kavika Pittman		
LT	Flozell Adams	LT	Alonzo Spellman		
LG	Larry Allen (11)	RT	Chad Hennings		
	Sollyman Page (5)	RE	Greg Ellis		
C	Mark Stepanoski	LLB	Darren Hambrick		
RG	Everett McIver	MLB	Randal Godfrey		
RT	Eric Williams	RLB	Dexter Coakley		
TE	David LaFleur	LCB	Kevin Smith (8)		
WR	Ernie Mills (5)		Kevin Mathis (4)		
	Michael Irvin (4)	RCB	Deion Sanders (14)		
	Jason Tucker (3)		Charlie Williams (2)		
QB	Troy Aikman	SS	Darren Woodson		
RB	Ernest Smith	FS	George Teague		
FB	Robert Thomas	P	Toby Govin		
K	Richie Cunningham (12)				
	Eddie Murray (4)				

Pro Bowlers in Bold

PUNTING	NO	YDS	AVG	TBIN20	LG	BL	NET
Govin	81	3,500	43.2	10	24	64	0 35.1
COWBOYS	81	3,500	43.2	10	24	64	0 35.1
Opp.	93	3,836	41.2	11	17	59	1 34.2

PUNT RETURNS	NO	FC	YDS	AVG	LG	TD
Sanders	30	1	344	11.5	76	1
Tucker	4	2	52	13.0	41	0
Ogden	4	2	28	7.0	10	0
McGarity	3	4	16	5.3	9	0

COWBOYS	NO	FC	YDS	AVG	LG	TD
COWBOYS	41	9	440	10.7	76	1
Opponents	43	14	459	10.7	85	1

KICKOFF RETURNS	NO	YDS	AVG	LG	TD
Tucker	22	613	27.9	79	0
Mathis	18	408	22.7	37	0
Ogden	12	252	21.0	29	0
Sanders	4	87	21.8	31	0
Noble	1	9	9.0	9	0
Coakley	1	3	3.0	3	0

SCORE BY QUARTERS	1	2	3	4	OT	T
COWBOYS	87	92	80	87	6	352
Opponents	28	56	76	116	0	276

FIELD GOALS	11-19	20-29	30-39	40-49	50+
Cunningham	0-0	4-6	5-6	3-9	0-1
Murray	0-0	3-3	3-4	1-2	0-0
COWBOYS	0-0	7-9	8-10	4-11	0-1
Opponents	0-0	8-8	11-11	7-13	0-1

SCORING	TDR	TDR	TDR	2Pt	FG	PAT	STP
E. Smith	11	2	0	0	0/0	0/0	0/78
Cunningham	0	0	0	0	12/22	31/31	0/67
Ismail	1	6	0	0	0/0	0/0	0/42
LaFleur	0	7	0	0	0/0	0/0	0/42
Murray	0	0	0	0	7/9	10/10	0/31
Irvin	0	3	0	0	0/0	0/0	0/18
Ellis	0	0	2a	0	0/0	0/0	0/12
Teague	0	0	2b	0	0/0	0/0	0/12
Tucker	0	2	0	0	0/0	0/0	0/12
Warren	2	0	0	0	0/0	0/0	0/12
Aikman	1	0	0	0	0/0	0/0	0/6
Bjornson	1	0	0	0	0/0	0/0	0/6
Coakley	0	0	1c	0	0/0	0/0	0/6
Sanders	0	0	1d	0	0/0	0/0	0/6
Hambrick	0	0	0	0	0/0	0/0	1+ 2

COWBOYS	16	20	6	19 <th>31 <th>41/41 <th>1 <th>352</th> </th></th></th>	31 <th>41/41 <th>1 <th>352</th> </th></th>	41/41 <th>1 <th>352</th> </th>	1 <th>352</th>	352
Opponents	6	19	3*	0	26	33/24	0	276

- 2-Pt Conversions: Cowboys 0-0; Opponents 3-4
- a 87 yard interception return vs. Atlanta (9/20)
- 98 yard fumble return vs. Arizona (10/3)
- b 32 yard interception return vs. Arizona (10/3)
- 95 yard interception return vs. Green Bay (11/14)
- c 46 yard interception return vs. Miami (11/25)
- d 70 yard punt return vs. Washington (10/24)
- + Forced punter out of end zone @ Arizona (11/21)
- \* Barber 85-yard punt return @ N.Y. Giants (10/18)
- Wilkins fumble recovery in end zone @ Indianapolis (10/31)
- Weary 58 yard fumble return @ N.O. (12/24)

PASSING	ATT	COMP	YDS	PCT	AVG	TD	PCT	PCT	INT	LG	SKS/YDS	RATING
Aikman	442	263	2,964	59.5	6.71	17	3.8	12	27	90t	19/130	81.1
Garrett	64	32	314	50.0	4.90	3	4.7	1	1.6	37t	5/21	73.3
Sanders	1	0	0	0.0	0.00	0	0.0	0	0.0	0	0/0	39.6
COWBOYS	507	295	3,278	58.2	6.47	20	3.9	13	2.6	90t	24/151	80.0
Opponents	545	297	3,615	54.5	6.63	19	3.5	24	4.4	71	35/217	68.4

## 2000 ★ DALLAS COWBOYS STATISTICS ★ 2000

FOURTH PLACE, NFC EAST  
HEAD COACH: DAVE CAMPO

## PRESEASON (0-5)

Date	W/L	Score	Opponent	Att.
7/30	L	10-38	PITTSBURGH	56,391
8/5	L	9-20	Atlanta @ Tokyo	42,178
8/13	L	20-21	OAKLAND	56,878
8/19	L	23-36	@ Denver	76,632
8/24	L	17-24	ST. LOUIS	57,261

## REGULAR SEASON (5-11)

9/3	L	14-41	PHILADELPHIA	62,872
9/10	L	31-32	@ Arizona	66,009
9/18	W	27-21	@ Washington	84,431
9/24	L	24-41	SAN FRANCISCO	64,127
10/1	W	16-13	@ Carolina (OT)	73,310
10/8			Bye	
10/15	L	14-19	@ N.Y. Giants	78,189
10/22	W	48-7	ARIZONA	62,981
10/29	L	17-23	JACKSVL (OT)	63,554
11/5	L	13-16	@ Philadelphia (OT)	65,636
11/12	W	23-6	CINCINNATI	62,170
11/19	L	0-27	@ Baltimore	69,416
11/23	L	15-27	MINNESOTA	63,878
12/3	W	7-27	@ Tampa Bay	65,621
12/10	W	32-13	WASHINGTON	63,467
12/17	L	13-17	N.Y. GIANTS	61,311
12/25	L	0-31	@ Tennessee	68,498

## TEAM STATISTICS

	DALLAS	OPP
FIRST DOWNS	276	309
Rushing	116	137
Passing	128	145
Penalty	32	27
Third Down-Made/Att	70/195	84/208
Third Down Efficiency	35.9	40.4
Fourth Down-Made/Att	10/18	8/18
TOTAL NET YARDS	4,475	5,329
Avg. Per Game	279.7	333.1
Total Plays	943	1,021
Avg. Per Play	4.7	5.2
NET YARDS RUSHING	1,953	2,636
Avg. Per Game	122.1	164.8
Total Rushes	463	538
Avg. Per Rush	4.2	4.9
NET YARDS PASSING	2,522	2,693
Avg. Per Game	157.6	168.3
Sacked/Yards Lost	35/249	26/189
Gross Yards	2,771	2,882
Att./Completions	445/255	458/277
Completion Pct.	57.3	60.5
Had Intercepted	21	16
PUNTS/AVERAGE	68/41.9	70/40.5
Net Punting Avg.	35.4	33.3
PENALTIES/YARDS	108/963	108/999
FUMBLE/BALL LOSS	31/18	23/9
TOUCHDOWNS	31	41
Rushing	15	17
Passing	14	20
Returns	2	4
EXTRA POINT/ATTEMPTS	29/31	37/40
Kicking Made-Attempts	27/27	37/37
Passing Made-Attempts	23	0/1
Rushing Made-Attempts	0/1	0/2
FIELD GOALS/ATTEMPTS	25/33	26/31
AVG TIME OF POSS.	28:40	31:20

RUSHING	ATT	YDS	AVG	LG	TD
E. Smith	294	1,203	4.1	52	9
Warren	59	254	4.3	32t	2
Cunningham	23	89	3.9	19	1
Wiley	24	88	3.7	11	0
Ismail	8	73	9.1	37	0
Thomas	15	51	3.4	9	0
McGarity	6	49	8.2	22t	1
Tucker	4	42	10.5	17t	1
Wright	12	36	3.0	19	0
T. Hambrick	6	28	4.7	13	0
Coakley	1	26	26.0	26	0
Aikman	10	13	1.3	5	0
Seder	1	1	1.0	1t	1

RECEIVING	NO	YDS	AVG	LG	TD
McKnight	52	926	17.8	48	2
Harris	39	306	7.8	21	5
Warren	31	302	9.7	76t	1
Ismail	25	350	14.0	44	1
McGarity	25	250	10.0	25	0
Thomas	23	117	5.1	14	2
Wiley	14	72	5.1	15t	1
Tucker	13	126	9.7	18	0
LaFlaur	12	109	9.1	19	1
E. Smith	11	79	7.2	19	0
Galloway	4	62	15.5	22	1
Hodge	4	60	15.0	20	0
Brazzell	2	12	6.0	10	0

INTERCEPTIONS	NO	YDS	AVG	LG	TD
Sparks	5	59	11.8	43	0
Reese	2	60	30.0	46	0
Nguyen	2	31	15.5	24	0
Woodson	2	12	6.0	12	0
McNeil	2	4	2.0	4	0
Worham	2	1	0.5	1	0
C. Williams	1	0	0.0	0	0

PUNTING	NO	YDS	AVG	TBIN20	LG	BL	NET
Knorr	58	2,485	42.8	8	12	60	0 35.8
Cantrell	10	367	36.7	0	3	40	0 33.3

COWBOYS	NO	FC	YDS	AVG	LG	TD
McGarity	30	9	353	11.8	64t	2
Tucker	4	5	9	2.3	8	0
Galloway	1	0	2	2.0	2	0

COWBOYS	NO	FC	YDS	AVG	LG	TD
Opponents	35	14	364	10.4	64t	2
Opponents	29	18	282	9.7	54	0

KICKOFF RETURNS	NO	YDS	AVG	LG	TD
Tucker	51	1,099	21.5	90	0
Wiley	13	303	23.3	38	0
LaFlaur	2	21	10.5	13	0
Santiago	1	13	13.0	13	0
Goodrich	1	12	12.0	12	0
Nobbie	1	8	8.0	8	0
Larrimore	0	0	0.0	0	0

COWBOYS	NO	FC	YDS	AVG	LG	TD
Opponents	69	1,456	21.1	90	0	
Opponents	56	1,205	21.5	42	0	

SCORE BY QUARTERS	1	2	3	4	OT	T
COWBOYS	51	92	73	75	3	294
Opponents	61	101	84	106	9	361

FIELD GOALS	11-19	20-29	30-39	40-49	50+
Seder	2-2	5-6	9-11	9-13	0-1
COWBOYS	2-2	5-6	9-11	9-13	0-1
Opponents	2-2	9-9	9-9	4-9	2-2

Seder:	(34,38)	(44)	(32,38)	(40)	(27,45M,24)
	(1)	(32,23)	(19)	(48,27)	(39M,44M,43,35,42,51M)
	(46M)	(37,26M,43,36)	(34M)	(33,19,47M,20,43)	(47,43)
Opponents:	(33,37)	(19,54,35,51)	(1)	(38,47)	(39,23)
	(24,20)	(1)	(42,49B)	(40M,34,34,32)	(22,37)
	(25,47M,19)	(49,29)	(28,25)	(1)	(45B,40M,44)
	(21)				

SCORING	TD	R	TD	TR	FG	PK	ST	TP
Seder	1	0	0	25	3/3	27	2	108
E. Smith	9	0	0	0	0/0	0/0	0	54
Harris	0	5	0	1	0/0	0/0	0	32
McGarity	1	0	2a	0	0/0	0/0	0	18
Warren	2	1	0	0	0/0	0/0	0	18
McKnight	0	2	0	0	0/0	0/0	0	12
Thomas	0	2	0	0	0/0	0/0	0	12
Ismail	0	1	0	1	0/0	0/0	0	8
Cunningham	1	0	0	0	0/0	0/0	0	6
Galloway	0	1	0	0	0/0	0/0	0	6
LaFlaur	0	1	0	0	0/0	0/0	0	6
Tucker	1	0	0	0	0/0	0/0	0	6
Wiley	0	1	0	0	0/0	0/0	0	6
Reese	0	0	0	0	0/0	0/0	1	2

COWBOYS	15	14	2	2	25	3/3	27	27	1	294
Opponents	17	20	4*	0	26	3/3	37	37	0	361

2-Pt Conversions: Cowboys 2-4; Opponents 0-3

a 64-yard punt return @ Arizona (9/10);  
59-yard punt return vs. Arizona (10/22)  
\* Trotter 27-yard interception return vs. Philadelphia (9/3)  
Kelly 9 interception return @ Tampa Bay (12/3)  
Ford 90 fumble return @ Tennessee (12/25)  
Bulluck 8 interception return @ Tennessee (12/25)  
\* Tackled punter in end zone @ Carolina (10/1)

## USUAL STARTERS

WR	Raghib Ismail (9)	LE	Greg Ellis
	Jason Tucker (7)	LT	Chad Hennings (8)
LT	Flozell Adams		Brandon Noble (8)
LG	Larry Allen	RT	Leon Lett (7)
C	Mark Stepnoski (11)		Michael Myers (7)
	Ben Fricke (5)	RE	Alorzo Spellman
RG	Solomon Page	LLB	Darren Hambrick
RT	Erik Williams	MLB	Barron Worham (11)
TE	David LaFlaur (10)		Dat Nguyen (5)
	Jackie Harris (6)	RLB	Dexter Coakley
WR	James McKnight	LCB	Phillip Sparks (11)
QB	Troy Aikman (11)		Kareem Larimore (4)
	Randal Cunningham (3)	RCB	Ryan McNeil
RB	Ermitt Smith	SS	Darren Woodson (11)
FB	Robert Thomas		Greg Myers (5)
K	Tim Seder	FS	George Teague (9)
			Izall Reese (7)
		P	Micah Knorr

Pro Bowlers in Bold

PASSING	ATT	COMP	YDS	PCT	AVG	TD	PCT	INT	PCT	LG	SKS/YDS	RATING
Aikman	262	156	1,632	59.5	6.23	7	2.7	14	5.3	48	13/91	64.3
Cunningham	125	74	849	59.2	6.79	6	4.8	4	3.2	76t	8/45	82.4
Wright	53	22	237	41.5	4.47	0	0.0	3	5.7	46	12/92	31.7
Stoerner	5	3	53	60.0	10.60	1	20.0	0	0.0	29	2/21	135.8
COWBOYS	445	255	2,771	57.3	6.23	14	3.1	21	4.7	76t	35/249	66.6
Opponents	458	277	2,882	60.5	6.29	20	4.4	16	3.5	68t	26/189	78.7



# 2001 ★ DALLAS COWBOYS STATISTICS ★ 2001

## FIFTH PLACE, NFC EAST HEAD COACH: DAVE CAMPO

PRESEASON (2-3)				
Date	W/L	Score	Opponent	Att.
8/4	L	14-21	@ Oakland	37,978
8/11	L	6-20	DENVER	46,883
8/18	L	10-16	@ New Orleans	53,249
8/27	W	21-6	Oak. @ Mexico City	88,309
8/30	W	27-17	JACKSONVILLE	35,228
REGULAR SEASON (5-11)				
9/9	L	6-10	TAMPA BAY	61,521
9/23	L	21-32	SAN DIEGO	63,430
9/30	L	18-40	@ Philadelphia	66,621
10/7	L	21-28	@ Oakland	61,535
10/15	W	9-7	WASHINGTON	63,941
10/21			- Bye -	
10/28	W	17-3	ARIZONA	63,114
11/4	L	24-27	@ N.Y. Giants (OT)	78,673
11/11	L	13-20	@ Atlanta	69,010
11/18	L	3-36	PHILADELPHIA	63,204
11/22	L	24-26	DENVER	64,104
12/2	W	20-14	@ Washington	85,112
12/9	W	20-13	N.Y. GIANTS	61,821
12/16	L	3-29	@ Seattle	63,366
12/23	L	10-17	@ Arizona	48,883
12/30	W	27-21	SAN FRANCISCO	64,366
1/6/02	L	10-15	@ Detroit	77,512

TEAM STATISTICS	DALLAS	OPP
FIRST DOWNS	247	272
Rushing	114	90
Passing	110	160
Penalty	23	22
Third Down-Made/Att.	71/215	76/214
Third Down Efficiency	33.0	35.5
Fourth Down-Made/Att.	4/16	8/15
TOTAL NET YARDS	4,402	4,599
Avg. Per Game	275.1	287.4
Total Plays	952	985
Avg. Per Play	4.6	4.7
NET YARDS RUSHING	2,184	1,710
Avg. Per Game	136.5	106.9
Total Rushes	505	472
Avg. Per Rush	4.3	3.6
NET YARDS PASSING	2,218	2,889
Avg. Per Game	138.6	180.6
Sacked/Yards Lost	34/190	24/130
Gross Yards	2,408	3,019
Att./Completions	413/210	489/287
Completion Pct.	50.8	58.7
Had Intercepted	20	9
PUNTS/AVERAGE	81/38.7	79/41.7
Net Punting Avg.	31.1	34.5
PUNT RET./AVG.	41/12.0	38/13.0
KICKOFF RET./AVG.	64/23.1	54/21.6
INT./AVG. RET.	9/21.2	20/17.2
PENALTIES/YARDS	92/744	69/634
FUMBLES/BALL LOST	25/14	29/16
TOUCHDOWNS	26	37
Rushing	8	12
Passing	14	20
Returns	4	5
EXTRA POINT/ATTEMPTS	24/26	33/37
Kicking Made-Attempts	24/24	33/34
Passing Made-Attempts	0/2	0/3
Rushing Made-Attempts	0/0	0/0
FIELD GOALS/ATTEMPTS	22/33	27/36
AVG TIME OF POSS.	30:13	29:47

RUSHING	ATT	YDS	AVG	LG	TD
E. Smith	261	1,021	3.9	44	3
T. Hambrick	113	579	5.1	80	2
Wiley	34	247	7.3	58	0
Carter	45	150	3.3	17	1
Wright	17	57	3.4	12	0
Thomas	6	40	6.7	24	0
Galloway	3	32	10.7	16	0
Ismail	8	31	3.9	11	0
Stoerner	9	27	3.0	13	1
Seder	1	8	8.0	8	1
Chiaverini	1	3	3.0	3	0
Knorr	1	0	0.0	0	0
Taylor	1	0	0.0	0	0
Swinton	1	-4	-4.0	-4	0
Leaf	4	-7	-1.8	0	0
COWBOYS	505	2,184	4.3	80	8
Opponents	472	1,710	3.6	48	12

RECEIVING	NO	YDS	AVG	LG	TD
Ismail	53	834	15.7	80	2
Galloway	52	699	13.4	47	3
E. Smith	17	116	6.8	22	0
Wiley	16	99	6.2	17	1
Harris	15	141	9.4	28	2
Lucky	13	96	7.4	16	1
Chiaverini	10	107	10.7	21	2
Huggins	8	36	4.5	10	0
Swinton	7	117	16.7	45	1
McGarity	6	45	7.5	11	1
Thomas	5	19	3.8	6	1
Hambrick	4	62	15.5	27	0
Rambo	3	28	9.3	14	0
Witherspoon	1	9	9.0	9	0
COWBOYS	210	2,408	11.5	80	14
Opponents	287	3,019	10.5	78	20

INTERCEPTIONS	NO	YDS	AVG	LG	TD
Woodson	3	11	3.7	6	0
Coakley	2	39	19.5	29	2
Hawthorne	2	28	14.0	22	0
Edwards	1	71	71.0	71	1
Reese	1	42	42.0	42	0
COWBOYS TOT.	9	191	21.2	71	3
Opp. Totals	20	344	17.2	50	4

USUAL STARTERS					
WR	Raghib Ismail	LE	Greg Ellis		
LT	Flozell Adams	NT	Brandon Noble		
LG	Larry Allen	DT	Mike Myers		
C	Mark Stepnoski	RE	Peppi Zeller		
RG	Kevin Garmon	WLB	Dexter Coakley		
RT	Solomon Page	MLB	Dat Nguyen		
TE	Jackie Harris (12)/Mike Lucky (4)	SLB	Markus Steele (10)/Darren Hambrick (5)		
WR	Joey Galloway	RCB	Mario Edwards		
QB	Quincy Carter (8)/Ryan Leaf (3)	LCB	Duane Hawthorne (11)/Leil Reese (3)		
	Anthony Wright (3)/Clint Stoerner (2)	SS	Darren Woodson		
RB	Emmitt Smith	FS	George Teague		
FB	Troy Hambrick (9)/Robert Thomas (5)	P	Micah Knorr		
	Jon Hilbert (8)				
	Tim Seder (8)				

Pro Bowlers in Bold

PUNTING	NO	YDS	AVG	TB	IN20	LG	BL	NET
Knorr	78	3,135	40.2	6	25	57	3	31.1
COWBOYS	81	3,135	38.7	6	25	57	3	31.1
Opponents	79	3,298	41.7	4	29	62	0	34.4
PUNT RETURNS								
NO	FC	YDS	AVG	LG	TD			
Swinton	31	8	414	13.4	65	1		
McGarity	6	2	38	6.3	17	0		
Rambo	2	0	15	7.5	13	0		
Ismail	1	3	20	20.0	20	0		
Galloway	1	0	6	6.0	6	0		
COWBOYS	41	13	493	12.0	65	1		
Opponents	38	18	493	13.0	74	0		
KICKOFF RETURNS								
NO	YDS	AVG	LG	TD				
Swinton	56	1,327	23.7	77	0			
Leaf	4	90	22.5	40	0			
Rambo	2	30	15.0	19	0			
Larrimore	1	22	22.0	22	0			
Evans	1	7	7.0	7	0			
COWBOYS TOT.	64	1,476	23.1	77	0			
Opp. Totals	54	1,164	21.6	61	0			

SCORE BY QUARTERS	1	2	3	4	OT	T
COWBOYS	38	81	45	82	0	246
Opponents	60	131	54	90	3	338

FIELD GOALS	11-19	20-29	30-39	40-49	50+
Seder	0-0	5-5	3-5	3-6	0-1
Hilbert	0-0	3-3	6-6	2-7	0-0
COWBOYS	0-0	8-8	9-11	5-13	0-1
Opponents	2-2	10-10	6-8	8-11	1-1

SCORING	TD	R	TD	2PT	FG	PAT	S	TP
Seder	1	0	0	0	11/17	12/12	0	51
Hilbert	0	0	0	0	11/15	12/12	0	45
Galloway	0	3	0	0	0/0	0/0	0	18
Smith	3	0	0	0	0/0	0/0	0	18
Chiaverini	0	2	0	0	0/0	0/0	0	12
Coakley	0	0	2	0	0/0	0/0	0	12
Hambrick	2	0	0	0	0/0	0/0	0	12
Harris	0	2	0	0	0/0	0/0	0	12
Ismail	0	2	0	0	0/0	0/0	0	12
Swinton	0	1	1	0	0/0	0/0	0	12
Carter	1	0	0	0	0/0	0/0	0	6
Edwards	0	0	1	0	0/0	0/0	0	6
Lucky	0	1	0	0	0/0	0/0	0	6
McGarity	0	1	0	0	0/0	0/0	0	6
Stoerner	1	0	0	0	0/0	0/0	0	6
Thomas	0	1	0	0	0/0	0/0	0	6
Wiley	0	1	0	0	0/0	0/0	0	6
COWBOYS	8	14	4	0	22/33	24/24	0	246
Opponents	12	20	5	0	27/36	33/34	1	338

2-Pt Conversions: Cowboys 0-2; Opponents 0-3  
 a 10-yard interception return vs. Arizona (10/28)  
 b 29-yard interception return @ N.Y. Giants (11/4)  
 c 71-yard interception return @ N.Y. Giants (11/4)  
 d 65-yard punt return vs. Denver (11/22)  
 e 100 fumble return @ Philadelphia (9/30)  
 f Trotter 50 interception ret. vs. Philadelphia (11/18)  
 g Hampton 33 interception ret. vs. Philadelphia (11/18)  
 h Charlton 38 interception return @ Seattle (12/16)  
 i McKinnon 24 interception return @ Arizona (12/23)  
 j Swinton fumble punt out of end zone @ Seattle (12/16)

PASSING	ATT	COMP	YDS	PCT	AVG	ATT	TD	INT	PCT	INT	LG	SKS	YDS	RATING
Carter	176	90	1,072	51.1	6.09	5	2.8	7	4.0	64	12/56		63.0	
Wright	98	48	529	49.0	5.40	5	5.1	5	5.1	80	5/30		61.1	
Leaf	88	45	494	51.1	5.61	1	1.1	3	3.4	38	12/82		57.7	
Stoerner	49	26	314	53.1	6.41	3	6.1	5	10.2	28	5/22		53.8	
Galloway	1	1	-1	100.0	-1.00	0	0.0	0	0.0	-1	0/0		79.2	
Knorr	1	0	0	0.0	0.00	0	0.0	0	0.0	0	0/0		39.6	
COWBOYS	413	210	2,408	50.8	5.83	14	3.4	20	4.8	80	34/190		59.9	
Opponents	489	287	3,019	58.7	6.17	20	4.1	9	1.8	78	24/130		82.7	

# 2002 ★ DALLAS COWBOYS STATISTICS ★ 2002

## FOURTH PLACE, NFC EAST HEAD COACH: DAVE CAMPO

### PRESEASON (3-1)

Date	W/L	Score	Opponent	Att.
8/9	W	20-6	OAKLAND	61,836
8/17	W	19-16	@ Carolina	72,624
8/24	L	19-21	ATLANTA	62,942
8/29	W	28-25	@ Jacksonville	48,809

### REGULAR SEASON (5-11)

Date	W/L	Score	Opponent	Att.
9/8	L	10-19	@ Houston	69,604
9/15	W	21-13	TENNESSEE	62,527
9/22	L	13-44	@ Philadelphia	65,537
9/29	W	13-10	@ St. Louis	66,165
10/6	L	17-21	N.Y. GIANTS	63,447
10/13	W	14-13	CAROLINA	61,773
10/20	L	6-9	@ Arizona (OT)	59,702
10/27	L	14-17	SEATTLE	63,854
11/3	L	7-9	@ Detroit	61,789
11/10			- Bye -	
11/17	L	3-20	@ Indianapolis	57,057
11/24	W	21-19	JACKSONVILLE	62,204
11/28	W	27-20	WASHINGTON	63,606
12/8	L	27-31	SAN FRANCISCO	64,097
12/15	L	7-37	@ N.Y. Giants	78,698
12/21	L	3-27	PHILADELPHIA	63,209
12/29	L	14-20	@ Washington	84,142

### TEAM STATISTICS

	DALLAS	OPP
FIRST DOWNS	237	291
Rushing	87	90
Passing	129	178
Penalty	21	23
Third Down-Made/Att.	50/208	92/246
Third Down Efficiency	24.0%	37.4%
Fourth Down-Made/Att.	4/12	9/11
TOTAL NET YARDS	4,375	5,267
Avg. Per Game	273.4	329.2
Total Plays	948	1,079
Avg. Per Play	4.6	4.9
NET YARDS RUSHING	1,754	1,818
Avg. Per Game	109.6	113.6
Total Rushes	423	481
Avg. Per Rush	4.1	3.8
NET YARDS PASSING	2,621	3,449
Avg. Per Game	163.8	215.6
Sacked/Yards Lost	54/399	24/137
Gross Yards	3,020	3,586
Attempts/Completions	471/252	574/334
Pct. of Completions	53.5	58.2
Had Intercepted	16	19
PUNTS/AVERAGE	113/40.4	94/41.0
Net Punting Average	33.0	36.0
PUNT RET./AVG.	39/8.3	58/11.0
KICKOFF RET./AVG.	68/22.4	48/22.8
INT./AVG. RET.	19/11.9	16/15.8
PENALTIES/YARDS	105/974	119/919
FUMBLES/BALL LOST	33/18	23/11
TOUCHDOWNS	26	35
Rushing	7	10
Passing	14	22
Returns	5	3
EXTRA POINTS/ATTEMPTS	25/26	34/35
TWO POINT CONV./ATTS.	0/0	0/0
FIELD GOALS/ATTEMPTS	12/19	27/38
AVG. TIME OF POSS.	28:04	31:56

SCORE BY QUARTERS	1	2	3	4	OT	T
COWBOYS	23	47	51	96	0	217
Opp. Totals	55	103	48	120	3	329

RUSHING	ATT	YDS	AVG	LG	TD
Smith	254	975	3.8	30t	5
Hambrick	79	317	4.0	18	1
Wiley	22	168	7.6	46t	1
Carter	27	91	3.4	16	0
Hutchinson	18	74	4.1	18	0
Bryant	6	40	6.7	24	0
Galloway	4	31	7.8	21	0
Thomas	10	31	3.1	14	0
Swinton	1	23	23.0	23	0
D. Houston	1	14	14.0	14	0
Knorr	1	-10	-10.0	-10	0
COWBOYS	423	1,754	4.1	46t	7
Opponents	481	1,818	3.8	60	10

RECEIVING	NO	YDS	AVG	LG	TD
Galloway	61	908	14.9	80t	6
Bryant	44	733	16.7	78t	6
McGee	23	294	12.8	58	1
D. Scott	22	218	9.9	17t	1
Hambrick	21	99	4.7	14	0
Whalen	17	152	8.9	33	0
Smith	16	89	5.6	17	0
Rambo	14	211	15.1	47	0
Wiley	13	144	11.1	31	0
Thomas	12	80	6.7	23	0
Swinton	7	63	9.0	16	0
Lucky	1	22	22.0	22	0
McKie	1	7	7.0	7	0
COWBOYS	252	3,020	12.0	80t	14
Opponents	334	3,586	10.7	65t	22

INTERCEPTIONS	NO	YDS	AVG	LG	TD
Ro. Williams	5	90	18.0	85t	2
Ross	5	17	3.4	12	0
Edwards	2	29	14.5	29	0
Coakley	1	52	52.0	52t	1
Hunter	1	16	16.0	16	0
Hawthorne	1	15	15.0	15	0
Glover	1	7	7.0	7	0
Woodson	1	1	1.0	1	0
Ellis	1	0	0.0	0	0
Dixon	1	0	0.0	0	0
COWBOYS	19	227	11.9	85t	3
Opp. Totals	16	252	15.8	80t	1

USUAL STARTERS			
WR	Antonio Bryant	LE	Greg Ellis
LT	Flozell Adams	NT	Brandon Noble
LG	Larry Allen (3)	DT	<b>La Roi Glover</b>
C	Ross Tucker (7)	RE	Ebenezer Ekuban
	Andre Gurode (6)	WLB	Dexter Coakley
	Tyson Walter (8)	MLB	Dat Nguyen (8)
RG	Kevin Garmon (3)		Keith Adams (5)
	Solomon Page (5)	SLB	Kevin Hardy
	Andre Gurode (8)	RCB	Mario Edwards
RT	Solomon Page (10)	LCB	D. Hawthorne (4)
	Javar Collins (4)		Derek Ross (9)
TE	Tony McGee	SS	Darren Woodson (10)
WR	Joey Galloway		Tony Dixon (6)
QB	Quincy Carter (7)	FS	Roy Williams
0/0	Chad Hutchinson (9)	P	Micah Knorr (8)
RB	Ermitt Smith		Filip Filipovic (7)
FB	Robert Thomas		
K	Billy Cundiff		

*Pro Bowlers in Bold*

PUNTING	NO	YDS	AVG	TB	IN20	LG	BL	NET
Filipovic	65	2,640	40.6	6	14	60	1	31.5
Knorr	47	1,928	41.0	4	11	56	0	35.1
COWBOYS	112	4,568	40.4	10	25	60	1	33.0
Opponents	93	3,893	41.4	9	39	64	1	36.0

PUNT RETURNS	NO	FC	YDS	AVG	LG	TD
Swinton	19	9	141	7.4	26	0
Galloway	15	8	181	12.1	71	0
Rambo	5	2	3	0.6	4	0
COWBOYS	39	19	325	8.3	71	0
Opponents	58	20	637	11.0	52	0

KICKOFF RETURNS	NO	YDS	AVG	LG	TD
Swinton	28	697	24.9	100t	1
Dantztler	27	602	22.3	84t	1
Rambo	7	127	18.1	24	0
Wiley	4	62	15.5	27	0
Noble	2	33	16.5	17	0
COWBOYS	68	1,521	22.4	100t	2
Opp. Totals	48	1,095	22.8	47	0

FIELD GOALS	11-19	20-29	30-39	40-49	50+
Cundiff	0-0	3-3	5-7	4-8	0-1
COWBOYS	0-0	3-3	5-7	4-8	0-1
Opponents	0-0	5-7	10-11	9-14	3-6
Cundiff:	(33,42M);(1);(47,33);(35,48);(45M,32);(1);(49M);(1);(21,52M);(33M);(21,37M,42);(23,37,47M);(1);(42);(1)				
Opponents:	(42);(38,52);(51,20,32);(27,49M);(1);(44M,50,44);(41,53M,23,28M,51M,40);(20);(42,44,43);(23M,48,42M,32);(41M,31);(36B);(44M,55M,47);(38,35,31);(32,39);(22,38)				

SCORING	TDR	TDP	TDR1	2P1	FG	PAT	S	TP
Cundiff	0	0	0	0	12/19	25/25	0	61
Bryant	0	6	0	0	0/0	0/0	0	36
Galloway	0	6	0	0	0/0	0/0	0	36
Smith	5	0	0	0	0/0	0/0	0	30
Ro. Williams	0	2c	0	0	0/0	0/0	0	12
Coakley	0	0	1a	0	0/0	0/0	0	6
Dantztler	0	0	1d	0	0/0	0/0	0	6
Hambrick	1	0	0	0	0/0	0/0	0	6
McGee	0	1	0	0	0/0	0/0	0	6
D. Scott	0	1	0	0	0/0	0/0	0	6
Swinton	0	0	1b	0	0/0	0/0	0	6
Wiley	1	0	0	0	0/0	0/0	0	6
COWBOYS	7	14	5	0	12/19	25/25	0	217
Opponents	10	22	3*	0	27/38	34/35	2	329

2-Pt. Conversions: Cowboys 0-1, Opponents 0-0  
a- 52-yard interception return vs. Tennessee (9/15)  
b- 100-yard kickoff return @ Philadelphia (9/22)  
c- 5-yard interception return vs. Washington (11/28) 85-yard interception return @ Washington (12/29)  
d- 84-yard kickoff return vs. San Francisco (12/8/02)  
\* 50-yard Kenny Holmes fumble recovery @ N.Y. Giants (12/15)  
80-yard Shawn Barber interception return vs. Philadelphia (12/21)  
Lavar Arrington fumble recovery in endzone @ Washington (12/29)  
# Seth Payne sacked Quincy Carter in end zone @ Houston (9/8)  
Rob Meier tackles Ross Tucker in end zone vs. Jacksonville (11/24)

PASSING	ATT	COMP	YDS	PCT	AVG	ATT	TD	PCT	INT	PCT	INT	LG	SKS/YDS	RATING
Hutchinson	250	127	1,555	50.8	6.22	7	2.8	8	3.2	58	34/265	66.3		
Carter	221	125	1,465	56.6	6.63	7	3.8	8	3.6	80t	19/130	72.3		
Wiley	0	0	0	0.0	0.00	0	0.0	0	0.0	0	0	1/4		
COWBOYS	471	252	3,020	53.5	6.41	14	3.0	16	3.4	80t	54/399	69.1		
Opp. Totals	574	334	3,586	58.2	6.25	22	3.8	19	3.3	65t	24/137	75.6		

# 2003 ★ DALLAS COWBOYS STATISTICS ★ 2003

## SECOND PLACE, NFC EAST HEAD COACH: BILL PARCELLS

PRESEASON (2-2)			
Date	W/L	Score	Opponent
8/9	L	0-13	@ Arizona
8/15	W	34-6	HOUSTON
8/21	L	14-15	@ Pittsburgh
8/28	W	52-13	OAKLAND
REGULAR SEASON (10-6)			
9/7	L	13-27	ATLANTA
9/15	W	35-32	@ N.Y. Giants (OT)
9/21			- Bye -
9/28	W	17-6	@ New York Jets
10/5	W	24-7	ARIZONA
10/12	W	23-21	PHILADELPHIA
10/19	W	38-7	@ Detroit
10/26	L	0-16	@ Tampa Bay
11/2	W	21-14	WASHINGTON
11/9	W	10-6	BUFFALO
11/16	L	0-12	@ New England
11/23	W	24-20	CAROLINA
11/27	L	21-40	MIAMI
12/7	L	10-36	@ Philadelphia
12/14	W	27-0	@ Washington
12/21	W	19-3	N.Y. GIANTS
12/28	L	7-13	@ New Orleans
2003 NFC WILD CARD GAME			
1/3/04	L	10-29	@ Carolina

TEAM STATISTICS	DALLAS	OPP
FIRST DOWNS	286	228
Rushing	115	68
Passing	149	127
Penalty	22	33
Third Down-Made/Att.	88/241	69/227
Third Down Efficiency	36.5	30.4
Fourth Down-Made/Att.	4/12	7/15
TOTAL NET YARDS	5,161	4,056
Avg. Per Game	322.6	253.5
Total Plays	1,062	937
Avg. Per Play	4.9	4.3
NET YARDS RUSHING	1,999	1,425
Avg. Per Game	124.9	89.1
Total Rushes	515	413
Avg. Per Rush	3.9	3.5
NET YARDS PASSING	3,162	2,631
Avg. Per Game	197.6	164.4
Sacked/Yards Lost	37/185	32/189
Gross Yards	3,347	2,820
Attempts/Completions	510/294	492/239
Pct. of Completions	57.6	48.6
Had Intercepted	21	13
PUNTS/AVERAGE	95/38.9	105/42.6
Net Punting Average	34.6	37.5
PUNT RET./AVG.	51/7.6	34/7.6
KICKOFF RET./AVG.	60/21.5	66/21.9
INT./AVG. RET.	13/14.1	21/13.6
PENALTIES/YARDS	98/637	89/763
FUMBLES/BALL LOST	26/8	24/12
TOUCHDOWNS	31	28
Rushing	11	7
Passing	17	18
Returns	3	3
EXTRA POINTS/ATTEMPTS	30/31	23/26
TWO POINT CONV./ATTS.	0/0	2/2
FIELD GOALS/ATTEMPTS	23/29	21/23
AVG. TIME OF POSS.	32:34	27:26

RUSHING	ATT	YDS	AVG	LG	TD
Hambrick	275	972	3.5	42	5
Anderson	70	306	4.4	19	1
Carter	68	257	3.8	19	2
Cason	40	220	5.5	63†	2
Murrell	28	107	3.8	17	0
Bickerstaff	19	56	2.9	9	1
Glenn	3	55	18.3	47	0
Galloway	4	22	5.5	10	0
Martin	2	7	1.8	3	0
Bryant	2	0	0.0	2	0
Hutchinson	2	-3	-1.5	-1	0
COWBOYS	515	1,999	3.9	63†	11
Opponents	413	1,425	3.5	64†	7

RECEIVING	NO	YDS	AVG	LG	TD
Anderson	69	493	7.1	37	4
Glenn	52	754	14.5	51	5
Bryant	39	550	14.1	54	2
Witten	35	347	9.9	36†	1
Galloway	34	672	19.8	64	2
Campbell	20	195	9.8	23	1
Cason	17	142	8.4	28	0
Hambrick	17	99	5.8	13	0
Murrell	4	32	8.0	14	0
Smith	3	46	15.3	32	0
Martin	2	9	4.5	6	0
Robinson	2	8	4.0	5†	2
COWBOYS	294	3,347	11.4	64	17
Opponents	239	2,820	11.8	76†	18

INTERCEPTIONS	NO	YDS	AVG	LG	TD
Newman	4	23	5.8	25	0
Williams	2	69	34.5	39	0
Singleton	2	42	21.0	41†	1
Edwards	1	27	27.0	27†	1
Coakley	1	24	24.0	24	0
Hunter	1	0	0.0	0	0
Ross	1	0	0.0	0	0
Woodson	1	-2	-2.0	-2	0
COWBOYS	13	183	14.1	41†	2
Opponents	21	285	13.6	70	1

SCORE BY QUARTERS	1	2	3	4	OT	T
COWBOYS	72	106	57	51	3	289
Opponents	52	69	70	69	0	260

### USUAL STARTERS

WR	Joey Galloway	RE	Ebenezer Ekuban
LG	<b>Flozell Adams</b>	RT	<b>La Roi Glover</b>
LT	<b>Larry Allen</b>	LT	Willie Blade
C	Matt Lehr	LE	Greg Ellis
RG	Andre Gurode	SLB	Al Singleton
RT	Ryan Young (7)	MLB	Dat Nguyen
	Kurt Vollers (6)	WLB	<b>Dexter Cookney</b>
TE	Dan Campbell	LCB	Terence Newman
WR	Trey Glenn	RCB	Mario Edwards
QB	Quincy Carter	SS	Darren Woodson
RB	Troy Hambrick	FS	<b>Foy Williams</b>
FB	Richie Anderson	P	Toby Gowin
K	Billy Cundiff		

*Pro Bowlers in Bold*

PUNTING	NO	YDS	AVG	TB	IN20	LG	BL	NET
Gowin	94	3,665	39.0	8	25	59	0	34.9
Cundiff	1	32	32.0	1	0	32	0	12.0
COWBOYS	95	3,697	38.9	9	25	59	0	34.6
Opp.	105	4,471	42.6	7	33	60	0	37.5

PUNT RETURNS	NO	FC	YDS	AVG	LG	TD
Smith	30	13	212	7.1	46	0
Galloway	20	8	178	8.9	36	0
Swinton	1	3	0	0.0	0	0
COWBOYS	51	24	390	7.6	46	0
Opponents	34	26	227	6.7	19	0

KICKOFF RETURNS	NO	YDS	AVG	LG	TD
Smith	23	495	21.5	54	0
Ross	18	434	24.1	37	0
Cason	5	81	16.2	19	0
Bates	4	90	22.5	30	0
Swinton	3	65	21.7	25	0
Williams, Ra.	2	60	30.0	37†	1
Galloway	2	38	19.0	22	0
Bickerstaff	2	24	12.0	15	0
Ogboju	1	5	5.0	5	0
COWBOYS	60	1,292	21.5	54	1
Opponents	66	1,448	21.9	63	0

FIELD GOALS	11-19	20-29	30-39	40-49	50+
Cundiff	0-0	11-11	5-6	4-7	3-5
COWBOYS	0-0	11-11	5-6	4-7	3-5
Opponents	0-0	9-9	7-7	4-5	1-2

Cundiff: (33M); (37,49,53M,42,21,36,52,25); (26); (33,36); (51,22,28); (23); (41M); (51); (1); (24,49M,44M); (1); (29); (50M,34,20); (24,42,21,49); (1)  
Opponents: (37,31); (30); (34,38); (1); (1); (24,26,50,48M); (1); (41,29); (23,26); (44,52M,34); (33,42); (22,21); (1); (45); (24,27)

SCORING	TDR	TOP	TDR1	2Pt	FG	PAT	S	TP
Cundiff	0	0	0	0	23/29	30/31	0	99
Anderson	1	4	0	0	0/0	0/0	0	30
Glenn	0	5	0	0	0/0	0/0	0	30
Hambrick	5	0	0	0	0/0	0/0	0	30
Bryant	0	2	0	0	0/0	0/0	0	12
Carter	2	0	0	0	0/0	0/0	0	12
Cason	2	0	0	0	0/0	0/0	0	12
Galloway	0	2	0	0	0/0	0/0	0	12
Robinson	0	2	0	0	0/0	0/0	0	12
Bickerstaff	1	0	0	0	0/0	0/0	0	6
Campbell	0	1	0	0	0/0	0/0	0	6
Edwards	0	0	1e	0	0/0	0/0	0	6
Singleton	0	0	1a	0	0/0	0/0	0	6
Williams, Ra.0	0	0	1d	0	0/0	0/0	0	6
Witten	0	1	0	0	0/0	0/0	0	6
Coleman	0	0	0	0	0/0	0/0	1c	2
Glover	0	0	0	0	0/0	0/0	1b	2
COWBOYS	11	17	3	0	23/29	30/31	2	289
Opponents	7	18	3*	2	21/23	23/26	1	260

2-Pt. Conversions: Cowboys 0-0, Opponents 2-2  
a- 41-yard interception return at N.Y. Giants (9/15)  
b- Sacked Jeff Blake in the endzone vs. Arizona (10/5)  
c- Sacked Jeff Blake in the endzone vs. Arizona (10/5)  
d- 38-yard kickoff return vs. Philadelphia (10/12)  
e- 27-yard interception return at Detroit (10/19)  
\* 29-yard Ralph Brown interception return @ N.Y. Giants (9/15)  
† 67-yard Dre Bly fumble return @ Detroit (10/19)  
‡ 34-yard Jason Taylor fumble return vs. Miami (11/27)  
+ Ball snapped through endzone @ Philadelphia (12/7)

PASSING	ATT	COMP	YDS	PCT	AVG	TD	TD	INT	PCT	INT	LG	SKS/YDS	RATING
Carter	505	292	3,302	57.8	6.54	17	3.4	21	4.1	64	37/185	71.4	
Hutchinson	2	1	8	50.0	4.00	0	0.0	0	0.0	8	0/0	60.4	
Cason	1	1	37	100.0	37.0	0	0.0	0	0.0	37	0/0	118.8	
Anderson	1	0	0	0.0	0.0	0	0.0	0	0.0	0	0/0	39.6	
Glenn	1	0	0	0.0	0.0	0	0.0	0	0.0	0	0/0	39.6	
COWBOYS	510	294	3,347	57.6	6.56	17	3.3	21	4.1	64	37/185	71.4	
Opponents	492	239	2,820	48.6	5.73	18	3.7	13	2.6	76†	32/189	67.6	

# 2004 ★ DALLAS COWBOYS STATISTICS ★ 2004

**THIRD PLACE, NFC EAST**  
**HEAD COACH: BILL PARCELLS**

### PRESEASON (3-1)

Date	W/L	Score	Opponent	Att.
8/14	L	0-18	@ Houston	70,431
8/21	W	43-20	@ Oakland	35,000
8/30	W	20-17	TENNESSEE	58,171
9/2	W	24-20	KANSAS CITY	61,157

### REGULAR SEASON (6-10)

Date	W/L	Score	Opponent	Att.
9/12	L	17-35	@ Minnesota	64,105
9/19	W	19-12	CLEVELAND	63,119
9/27	W	21-18	@ Washington	90,367
10/3		-Bye-		
10/10	L	10-26	N.Y. GIANTS	64,018
10/17	L	20-24	PITTSBURGH	64,162
10/24	L	20-41	@ Green Bay	70,679
10/31	W	31-21	DETROIT	63,616
11/7	L	3-26	@ Cincinnati	65,721
11/15	L	21-49	N.Y. GIANTS	64,190
11/21	L	10-30	@ Baltimore	69,924
11/25	W	41-7	CHICAGO	64,026
12/6	W	23-39	@ Seattle	68,093
12/12	L	13-27	NEW ORLEANS	64,056
12/19	L	7-12	@ Philadelphia	67,723
12/26	W	13-10	WASHINGTON	63,705
1/2/05	L	24-28	@ N.Y. Giants	78,500

TEAM STATISTICS	DALLAS	OPP
FIRST DOWNS	296	297
Rushing	101	88
Passing	171	180
Penalty	24	29
Third Down-Made/Att.	78/214	75/192
Third Down Efficiency	36.4	39.1
Fourth Down-Made/Att.	9/17	2/7

TOTAL NET YARDS	DALLAS	OPP
Total Net Yards	5,197	5,285
Avg. Per Game	324.8	330.3
Total Plays	1,004	960
Avg. Per Play	5.2	5.5
NET YARDS RUSHING	1,769	1,764
Avg. Per Game	110.6	110.3
Total Rushes	449	425
Avg. Per Rush	3.9	4.2
NET YARDS PASSING	3,428	3,521
Avg. Per Game	214.3	220.1
Sacked/Yards Lost	36/208	33/197
Gross Yards	3,636	3,718
Attempts/Completions	519-308	502-310
Pct. of Completions	59.3	61.8
Had Intercepted	23	13
PUNTS/AVERAGE	76-42.3	78-41.8
Net Punting Average	35.1	35.8
PUNT RET./AVG.	44/8.9	39/10.5
KICKOFF RET./AVG.	78/20.6	62/17.5
INT./AVG. RET.	13/8.4	23/22.9
PENALTIES/YARDS	105-867	104-879
FUMBLES/BALL LOST	26-14	20-9
TOUCHDOWNS	33	49
Rushing	14	14
Passing	19	31
Returns	0	4
EXTRA POINTS/ATTEMPTS	31/31	44/45
TWO POINT CONV./ATTS.	1/2	2/4
FIELD GOALS/ATTEMPTS	20/26	21/23
AVG. TIME OF POSS.	30:37	29:23

INTERCEPTIONS	DALLAS	OPP
Interceptions	308	3636
Avg. Per Game	310	3,718
Total	11.8	53
Avg. Per Game	12.0	76
Total	19	31

PUNTING	DALLAS	OPP
Punting	13	109
Avg. Per Game	23	526
Total	8.4	33
Avg. Per Game	10.1	4
Total	33	0

PUNT RETURNS	DALLAS	OPP
Punt Returns	44	16
Avg. Per Game	39	16
Total	8.9	55
Avg. Per Game	10.5	43
Total	55	0

RUSHING	ATT	YDS	AVG	LG	TD	KICKOFF RETURNS	NO	YDS	AVG	LG	TD
Jones, J.	197	819	4.2	53	7	Lee	41	964	23.5	62	0
George	132	432	3.3	24	4	Copper	16	307	19.2	39	0
Anderson	57	246	4.3	27	1	Reeves	13	199	15.3	27	0
Lee	27	128	4.7	14	1	Jones, N.	2	43	21.5	25	0
Testaverde	21	38	1.8	10	1	Thornton, B.	2	43	21.5	24	0
Coakley	1	33	33.0	33	0	Morgan	2	25	12.5	19	0
Morgan	2	23	11.5	24	0	Pierce	1	13	13.0	13	0
Johnson, K.	2	13	6.5	13	0	Lehr	1	9	9.0	9	0
Williams, Ra.	1	13	13.0	13	0						
Ward	1	11	11.0	11	0	COWBOYS	78	1,603	20.6	62	0
Barnes	5	10	2.0	8	0	Opp. Totals	62	1,083	17.5	34	0
Henson	1	7	7.0	7	0						
Copper	1	-1	-1.0	-1	0						
Glenn	1	-3	-3.0	-3	0						
COWBOYS	449	1,769	3.9	53	14						
Opp. Totals	425	1,764	4.2	90	14						

RECEIVING	NO	YDS	AVG	LG	TD	SCORE BY QUARTERS	1	2	3	4	OT	T
Witten	87	980	11.3	42	6	COWBOYS	63	82	72	76	-	293
Johnson, K.	70	981	14.0	39	6	Opponents	47	120	83	155	-	405
Anderson	26	207	8.0	28	0							
Glenn	24	400	16.7	48	2							
Johnson, K.	22	260	11.8	53	0							
Jones, J.	17	109	6.4	37	0							
Bryant	16	266	16.6	48	0							
Crayton	12	162	13.5	39	1							
Barnes	10	59	5.9	14	1							
George	9	83	9.2	28	0							
Copper	7	84	12.0	22	1							
Campbell	2	16	8.0	9	0							
Robinson	2	2	1.0	11	2							
Williams, Ra.	1	14	14.0	14	0							
Ward	1	5	5.0	5	0							
Lee	1	4	4.0	4	0							
Polite	1	4	4.0	4	0							
COWBOYS	308	3,636	11.8	53	19							
Opp. Totals	310	3,718	12.0	76	31							

FIELD GOALS	11-19	20-29	30-39	40-49	50+	Cundiff
Cundiff	1-1	6-6	4-4	4-4	9-13	0-2
COWBOYS	1-1	6-6	4-4	4-4	9-13	0-2
Opponents	1-1	6-6	4-4	7-8	3-4	
Cundiff (27);(30,49M);(41,52M);(47,39);(46,24);(40);(24);(1);(19,41M);(52M);(39,49,47);(42M,34,41);(46M);(26,23);(40,24,45).						
Opponents: (1);(45,23,49,22);(19);(31,51,47,26);(51);(26,40);(1);(35,47,45,30);(1);(50);(48M);(21);(39,44);(1);(25,57M);(1).						

SCORING	TDR	TOP	TDR1	2P1	FG	PAT	\$	TP
Cundiff	0	0	0	0	20/26	31/31	0	91
Jones, J.	7	0	0	0	0/0	0/0	0	42
Witten	0	6	0	0	0/0	0/0	0	38
Johnson, K.	0	6	0	0	0/0	0/0	0	36
George	4	0	0	0	0/0	0/0	0	24
Glenn	0	2	0	0	0/0	0/0	0	12
Robinson	0	2	0	0	0/0	0/0	0	12
Anderson	1	0	0	0	0/0	0/0	0	6
Barnes	0	1	0	0	0/0	0/0	0	6
Copper	0	1	0	0	0/0	0/0	0	6
Crayton	0	1	0	0	0/0	0/0	0	6
Lee	1	0	0	0	0/0	0/0	0	6
Testaverde	1	0	0	0	0/0	0/0	0	6
Team	0	0	0	0	0/0	0/0	1	2
COWBOYS	14	19	0	0	21/23	31/31	11	293
Opp. Totals	14	31	4	2	20/26	44/45	0	405

2-Pt. Conversions: Team 1-2, Opponents 2-4  
 \* J. Gonzalez holding in end zone vs. Cleveland (9/19)  
 # D. Bly 55-yard interception return vs. Detroit (10/31)  
 L. Sheppard 101-yard interception return vs. Philadelphia (11/15)  
 C. Williams 44-yard interception return at Baltimore (11/21)  
 R. McQuarters 45-yard interception return vs. Chicago (11/25)

### USUAL STARTERS

WR	Keyshawn Johnson	RE	Marcellus Wiley
LT	Flozell Adams	RT	La'Roi Glover
LG	Larry Allen	LT	Leonardo Carson
C	Al Johnson	LE	Greg Ellis
RG	Andre Gurode	SLB	Al Singleton (12)
RT	Torin Tucker (12)	Scott Shanle (3)	
	Kurt Vollers (3)	MLB	Dat Nguyen
TE	Jason Witten	WLB	Dexter Coakley
WR	Terry Glenn (6)	LCB	Terence Newman
	Quincy Morgan (7)	RCB	Pete Hunter (3)
QB	Vinny Testaverde		Lance Frazier (8)
RB	Eddie George (8)	SS	Tony Dixon (7)
	Julius Jones (7)		Lynn Scott (9)
FB	Darian Barnes (10)	FS	Roy Williams
	Richie Anderson (3)	P	Mat McBriar
K	Billy Cundiff		

*Pro Bowlers in Bold*

SIDELINES 2004 STATISTICS TOUCHDOWNS RECORDS 2007 SEASON PLAYERS STAFF





# 2007 ★ DALLAS COWBOYS STATISTICS ★ 2007

STAFF PLAYERS 2007 SEASON RECORDS PLAYOFF RECORDS 2007 STATISTICS SIDELINES

**RECORD: 13-3**  
**FIRST PLACE, NFC EAST**  
**HEAD COACH: WADE PHILLIPS**

### PRESEASON (2-2)

Date	W/L	Score	Opponent	Att.
8/9	W	23-10	INDIANAPOLIS	60,175
8/18	W	31-20	DENVER	61,034
8/25	L	16-28	at Houston	70,512
8/30	L	14-23	at Minnesota	62,938

### REGULAR SEASON (13-3)

Date	W/L	Score	Opponent	Att.
9/9	W	45-35	N.Y. GIANTS	63,031
9/16	W	37-20	at Miami	71,615
9/23	W	34-10	at Chicago	62,099
9/30	W	35-7	ST. LOUIS	62,866
10/8	W	25-24	at Buffalo	71,575
10/14	L	27-48	NEW ENGLAND	63,984
10/21	W	24-14	MINNESOTA	63,432
10/28			- BYE -	
11/4	W	38-17	at Philadelphia	67,688
11/11	W	31-20	at N.Y. Giants	78,964
11/18	W	28-23	WASHINGTON	63,706
11/22	W	34-3	N.Y. JETS	63,315
11/29	W	37-27	GREEN BAY	64,167
12/9	W	28-27	at Detroit	62,759
12/16	L	6-10	PHILADELPHIA	63,777
12/22	W	20-13	at Carolina	73,860
12/30	L	6-27	at Washington	90,910

### 2007 NFC DIVISIONAL PLAYOFF GAME

1/13/08	L	17-21	N.Y. GIANTS	63,660
---------	---	-------	-------------	--------

### TEAM STATISTICS

	DALLAS	OPP
FIRST DOWNS	322	304
Rushing	83	86
Passing	217	195
Penalty	22	23
Third Down-Made/Att	84/199	85/216
Third Down Efficiency	42.2	39.4
Fourth Down-Made/Att	10/14	10/18
TOTAL NET YARDS	5,851	4,922
Avg. Per Game	365.7	307.6
Total Plays	975	1,008
Avg. Per Play	6.0	4.9
NET YARDS RUSHING	1,746	1,513
Avg. Per Game	109.1	94.6
Total Rushes	419	381
Avg. Per Rush	4.2	4.0
NET YARDS PASSING	4,105	3,409
Avg. Per Game	256.6	213.1
Sacked/Yards Lost	25/185	46/319
Gross Yards	4,290	3,728
Attempts/Completions	531/342	581/342
Pct. of Completions	64.4	58.9
Had Intercepted	19	19
PUNTS/AVERAGE	63/47.1	73/45.0
Net Punting Average	38.5	39.1
PUNT RET./AVG.	26/8.7	35/11.6
KICKOFF RET./AVG.	61/22.3	86/23.0
INT./AVG. RET.	19/17.4	19/10.1
PENALTIES/YARDS	104/815	85/785
FUMBLES/BALL LOST	2/15	28/10
TOUCHDOWNS	54	36
Rushing	14	12
Passing	36	19
Returns	4	5
EXTRA POINTS/ATTEMPTS	53/53	34/34
TWO POINT CONV./ATTS.	0/1	0/2
FIELD GOALS/ATTEMPTS	26/31	25/31
AVG. TIME OF POSS.	30:34	29:27

RUSHING	ATT	YDS	AVG	LG	TD	KICKOFF RETURNS	NO	YDS	AVG	LG	TD
Barber	204	975	4.8	54	10	Austin	24	612	25.5	60	0
Jones, J.	164	588	3.6	25	2	Thompson	20	471	23.6	72	0
Romo	31	129	4.2	17	2	Jones, N.	6	122	20.3	27	0
Thompson	14	54	3.9	23	0	Stanback	3	78	26.0	35	0
Owens	1	5	5.0	5	0	Curtis	3	27	9.0	16	0
Johnson	5	-5	-1.0	-1	0	Crayton	3	26	8.7	13	0
COWBOYS	419	1,746	4.2	54	14	McQuistan	1	12	12.0	12	0
Opp. Totals	381	1,513	4.0	62	12	Anderson	1	10	10.0	10	0

RECEIVING	NO	YDS	AVG	LG	TD	COWBOYS	61	1,358	22.3	72	0
Written	96	1,145	11.9	53	7	Opp. Totals	86	1,979	23.0	103	1
Owens	81	1,355	16.7	52	15						
Crayton	50	697	13.9	59	7						
Barber	44	282	6.4	29	2						
Jones, J.	23	203	8.8	24	0						
Hurd	19	314	16.5	51	1						
Fasano	14	143	10.2	26	1						
Anderson	6	55	9.2	17	0						
Austin	5	76	15.2	35	0						
Curtis	3	18	6.0	15	3						
Hoyle	1	2	2.0	2	0						

COWBOYS	342	4,290	12.5	59	36	Opp. Totals	342	3,728	10.9	69	19
---------	-----	-------	------	----	----	-------------	-----	-------	------	----	----

INTERCEPTIONS	NO	YDS	AVG	LG	TD	COWBOYS	6	81	13.5	28	1
Henry	6	81	13.5	28	1	Opp. Totals	19	191	10.1	38	2
Hamlin	5	93	18.6	35	0						
Newman	4	129	32.3	70	1						
Williams	2	10	5.0	10	0						
Reeves	1	18	18.0	18	0						
Watkins	1	0	0.0	0	0						

PUNTING	NO	YDS	AVG	TB	IN	20	LG	BL	NET
McBriar	63	2,970	47.1	7	17	64	0	38.5	
COWBOYS	63	2,970	47.1	7	17	64	0	38.5	
Opp. Totals	73	3,284	45.0	10	27	66	0	39.1	

PUNT RETURNS	NO	FC	YDS	AVG	LG	TD	COWBOYS	14	36	4	0
Crayton	22	20	201	9.1	42	0	Opp. Totals	22	19	5	0
Newman	4	1	26	6.5	13	0					

COWBOYS	26	21	227	8.7	49	0	Opp. Totals	35	9	406	11.6
---------	----	----	-----	-----	----	---	-------------	----	---	-----	------

### SCORING

TDR	TDP	TDR1	2Pt	FG	PAT	S	TP
Folk	0	0	0	26/31	53/53	0	131
Owens	0	15	0	0/0	0/0	0	90
Barber	10	2	0	0/0	0/0	0	72
Witten	0	7	0	0/0	0/0	0	42
Crayton	0	7	0	0/0	0/0	0	42
Curtis	0	3	0	0/0	0/0	0	18
Jones, J.	2	0	0	0/0	0/0	0	12
Romo	2	0	0	0/0	0/0	0	12
Fasano	0	1	0	0/0	0/0	0	6
Hatcher	0	0	1b	0/0	0/0	0	6
Henry	0	0	1a	0/0	0/0	0	6
Hurd	0	1	0	0/0	0/0	0	6
Newman	0	0	1d	0/0	0/0	0	6
Watkins	0	0	1c	0/0	0/0	0	6

COWBOYS	14	36	4	0	26/31	53/53	0	455
Opp. Totals	12	19	5	0	25/31	34/34	0	325

2-Pt. Conversions: Team 0-1, Opponents 0-2

a- 28-yd interception return at Chicago (9/23)

b- 29-yd fumble return vs. New England (10/14)

c- 68-yd blocked field goal return vs. Minnesota (10/21)

d- 50-yd interception return vs. New York Jets (11/22)

\* D. Hall 85-yd punt return vs. St. Louis (9/30)

G. Wilson 25-yd interception return at Buffalo (10/8)

C. Kelsay 0-yd Interception return at Buffalo (10/8)

T. McGee 103-yd kickoff return at Buffalo (10/8)

C. Griffin 28-yd fumble return vs. Minnesota (10/21)

### USUAL STARTERS

<b>WR</b> Terrell Owens	<b>RE</b> Chris Canty
<b>LT</b> Flozell Adams	<b>NT</b> Jay Ratliff (14)
<b>LG</b> Kyle Kosier	<b>LE</b> Marcus Spears
<b>C</b> Andre Gurode	<b>SLB</b> Greg Ellis (10)
<b>RG</b> Leonard Davis	Anthony Spencer (6)
<b>RT</b> Marc Colombo	MLB Bradie James
<b>TE</b> Jason Witten	JLB Akin Ayodele (14)
<b>WR</b> Patrick Crayton	<b>WLB</b> DeMarcus Ware
<b>QB</b> Tony Romo	LCB Jacques Reeves (13)
<b>RB</b> Julius Jones	Terence Newman (3)
<b>FB</b> Oliver Hoyle	RCB Anthony Henry (8)
<b>K</b> Nick Folk	Terence Newman (8)
	<b>SS</b> Roy Williams (13)
	FS Ken Hamlin
	<b>P</b> Mat McBriar

Pro Bowlers in Bold

SCORE BY	1	2	3	4	OT	T	PASSING	ATT	COMP	YDS	PCT	AVG	PCT	PCT	PCT	LG	SKS/YDS/RATING		
COWBOYS	61	147	117	130	-	455	Romo	520	335	4,211	64.4	8.1	36	6.9	19	3.7	59	24/176	97.4
Opponents	88	97	64	76	-	325	Johnson	11	7	79	63.3	7.2	0	0.0	0	0.0	3.5	1/9	85.0
COWBOYS	531	342	4,290	64.4	8.1	36	6.8	19	3.6	6.8	19	3.6	59	25/185	97.1				
Opp. Totals	581	342	3,728	58.9	6.4	19	3.3	19	3.3	6.9	19	3.3	69	46/319	75.1				





### ATLANTA FALCONS

2007 Results (4-12)		2008 Schedule	
3	at Minnesota	24	9/7 Detroit
7	at Jacksonville	13	9/14 at Tampa Bay
20	Carolina	27	9/21 Kansas City
26	Houston	16	9/28 at Carolina
13	at Tennessee	20	10/5 at Green Bay
10	N.Y. Giants (Mon)	31	10/12 Chicago
16	at New Orleans	22	10/19 BYE
20	San Francisco	16	10/26 at Philadelphia
20	at Carolina	13	11/2 at Oakland
7	Tampa Bay	31	11/9 New Orleans
13	Indianapolis (Thu)	31	11/16 Denver
16	at St. Louis	26	11/23 Carolina
14	New Orleans (Mon)	34	11/30 at San Diego
3	at Tampa Bay	37	12/7 at New Orleans
27	at Arizona (OT)	30	12/14 Tampa Bay
44	Seattle	41	12/21 at Minnesota
			12/28 St. Louis

### Baltimore Ravens (Baltimore Leads Series 2-0)

Date	Site	Winner-Score	Att.
11/19/00	Baltimore	Baltimore, 0-27	69,416
11/21/04	Baltimore	Baltimore 10-30	69,924

2008 Dec. 20 at Dallas

### BALTIMORE RAVENS

2007 Results (5-11)		2008 Schedule	
20	at Cincinnati	27	9/7 Cincinnati
20	N.Y. Jets	13	9/14 at Houston
26	Arizona	23	9/21 Cleveland
13	at Cleveland	27	9/29 at Pittsburgh (Mon)
9	at San Francisco	7	10/5 Tennessee
22	St. Louis	3	10/12 at Indianapolis
14	at Buffalo Bills	19	10/19 at Miami
7	at Pittsburgh	38	10/26 Oakland
7	Cincinnati	21	11/2 at Cleveland
30	Cleveland	33	11/9 BYE
14	at San Diego	32	11/16 at N.Y. Giants
24	New England	27	11/23 Philadelphia
20	Indianapolis	44	11/30 at Cincinnati
16	at Miami	22	12/7 Washington
6	at Seattle	27	12/14 Pittsburgh
10/8/07	Pittsburgh	21	12/20 at Dallas (Sat)
			12/28 Jacksonville

### Buffalo Bills (Dallas Leads Series, 7-3)

Date	Site	Winner-Score	Att.
9/19/71	Buffalo	Dallas, 49-37	46,206
11/15/76	Dallas	Dallas, 17-10	51,779
11/9/81	Dallas	Dallas, 27-14	62,583
11/18/84	Buffalo	Buffalo, 3-14	74,391
1/31/93*	Pasadena	Dallas, 52-17	98,374
9/12/93	Dallas	Buffalo, 10-13	63,226
1/30/94**	Atlanta	Dallas, 30-13	72,817
9/22/96	Buffalo	Buffalo, 7-10	78,098
11/9/03	Dallas	Dallas, 10-6	63,770
10/8/07	Buffalo	Dallas, 25-24	71,575

\*Super Bowl XXVII, Jan. 31, 1993  
\*\*Super Bowl XXVIII, Jan. 30, 1994

### BUFFALO BILLS

2007 Results (7-9)		2008 Schedule	
14	Denver	15	9/7 Seattle
3	at Pittsburgh	26	9/14 at Jacksonville
7	at New England	38	9/21 Oakland
17	N.Y. Jets	14	9/28 at St. Louis
24	Dallas	25	10/5 at Arizona
19	Baltimore	14	10/12 BYE
13	at N.Y. Jets	3	10/19 San Diego
33	Cincinnati	21	10/26 at Miami
13	at Miami	10	11/2 N.Y. Jets
10	New England	56	11/9 at New England
14	at Jacksonville	36	11/17 Cleveland (Mon)
17	at Washington	16	11/23 at Kansas City
38	Miami	17	11/30 San Francisco
0	at Cleveland	8	12/7 Miami (Toronto)
21	N.Y. Giants	38	12/14 at N.Y. Jets
9	at Philadelphia	17	12/21 at Denver
			12/28 New England

### Carolina Panthers (Dallas Leads Series, 7-3)

Date	Site	Winner-Score	Att.
1/5/97*	Carolina	Carolina, 17-26	72,808
12/8/97	Dallas	Carolina, 13-23	63,251
10/11/98	Dallas	Dallas, 27-20	64,181
10/1/00	Carolina	Dallas, 16-13 (OT)	73,310
10/13/02	Dallas	Dallas, 14-13	61,733
11/23/03	Dallas	Dallas, 24-20	63,871
1/3/04**	Carolina	Carolina, 10-29	73,014
12/24/05	Carolina	Dallas, 24-20	73,436
10/29/06	Carolina	Dallas, 35-14	73,682
12/22/07	Carolina	Dallas, 20-13	73,860

\*NFC Divisional Playoffs  
\*\*NFC Wild Card Playoffs

### CAROLINA PANTHERS

2007 Results (7-9)		2008 Schedule	
27	at St. Louis	13	9/7 at San Diego
21	Houston	34	9/14 Chicago
27	at Atlanta	20	9/21 at Minnesota
7	Tampa Bay	20	9/28 Atlanta
16	at New Orleans	13	10/5 Kansas City
25	at Arizona	10	10/12 at Tampa Bay
7	Indianapolis	31	10/19 New Orleans
7	at Tennessee	20	10/26 Arizona
13	Atlanta	20	11/2 BYE
17	at Green Bay	31	11/9 at Oakland
6	New Orleans	31	11/16 Detroit
31	San Francisco	14	11/23 at Atlanta
6	at Jacksonville	37	11/30 at Green Bay
13	Seattle	10	12/8 Tampa Bay (Mon)
13	Dallas	20	12/14 Denver
31	at Tampa Bay	23	12/21 at N.Y. Giants
			12/28 at New Orleans

### Chicago Bears (Dallas Leads Series, 13-8)

Date	Site	Winner-Score	Att.
11/27/60	Chicago	Chicago, 7-17	39,951
11/18/62	Dallas	Chicago, 33-34	12,692
11/1/64	Chicago	Dallas, 24-10	47,527
11/24/68	Chicago	Dallas, 34-3	46,667
10/31/71	Chicago	Chicago, 19-23	55,049
9/16/73	Chicago	Dallas, 20-17	55,701
10/24/76	Dallas	Dallas, 31-21	61,346
12/26/77*	Dallas	Dallas, 37-7	62,920
9/16/79	Dallas	Dallas, 24-20	64,056
11/26/81	Dallas	Dallas, 10-9	63,499
9/30/84	Chicago	Dallas, 23-14	63,623
11/17/85	Dallas	Chicago, 0-44	63,855
12/21/86	Dallas	Chicago, 10-24	57,256
10/16/88	Chicago	Chicago, 7-17	64,759
12/29/91**	Chicago	Dallas, 17-13	62,594
12/27/92	Dallas	Dallas, 27-14	63,101
9/2/96	Chicago	Chicago, 6-22	63,076
9/28/97	Dallas	Dallas, 27-3	64,082
10/18/98	Chicago	Chicago, 12-13	59,201
11/25/04	Dallas	Dallas, 21-7	64,026
9/23/07	Chicago	Dallas, 34-10	62,099

\*NFC Divisional Playoffs  
\*\*NFC First-Round Playoffs

### CHICAGO BEARS

2007 Results (7-9)		2008 Schedule	
3	at San Diego	14	9/7 at Indianapolis
20	Kansas City	10	9/14 at Carolina
10	Dallas	34	9/21 Tampa Bay
27	at Detroit	37	9/28 Philadelphia
27	at Green Bay	20	10/5 at Detroit
31	Minnesota	34	10/12 at Atlanta
19	at Philadelphia	16	10/19 Minnesota
7	Detroit	16	10/26 BYE
17	at Oakland	6	11/2 Detroit
23	at Seattle	30	11/9 Tennessee
37	Denver (OT)	34	11/16 at Green Bay
16	N.Y.	21	11/23 at St. Louis
16	at Washington	24	11/30 at Minnesota
13	at Minnesota (Mon)	20	12/7 Jacksonville
35	Green Bay	7	12/11 New Orleans (Thu)
33	New Orleans	25	12/22 Green Bay (Mon)
			12/28 at Houston

## Cincinnati Bengals (Dallas Leads Series, 5-4)

Date	Site	Winner-Score	Att.
11/4/73	Dallas	Dallas, 38-10	58,802
9/30/79	Dallas	Dallas, 38-13	63,179
12/8/85	Cincinnati	Cincinnati, 24-50	56,936
11/20/88	Dallas	Cincinnati, 24-38	37,865
10/13/91	Dallas	Dallas, 35-23	63,275
10/30/94	Cincinnati	Dallas, 23-20	57,096
12/14/97	Cincinnati	Cincinnati, 24-31	60,043
11/12/00	Dallas	Dallas, 23-6	62,170
11/7/04	Cincinnati	Cincinnati, 3-26	65,721

2008 Oct. 5 at Dallas

### CINCINNATI BENGALS

2007 Results (7-9)		2008 Schedule	
27	Baltimore	20	9/7 at Baltimore
45	at Cleveland	51	9/14 Tennessee
21	at Seattle	34	9/21 at N.Y. Giants
13	New England	34	9/28 Cleveland
20	at Kansas City	27	10/5 at Dallas
38	N.Y. Jets	31	10/12 at N.Y. Jets
23	Pittsburgh	24	10/19 Pittsburgh
11	at Buffalo	33	10/26 BYE
21	at Baltimore	7	11/2 Jacksonville
27	Arizona	35	11/9 at Houston
35	Tennessee	6	11/16 Philadelphia
10	at Pittsburgh	24	11/20 at Pittsburgh (Thu)
19	St. Louis Rams	10	11/30 Baltimore
13	at San Francisco	20	12/7 at Indianapolis
19	Cleveland Browns	14	12/14 Washington
38	at Miami	25	12/21 at Cleveland
			12/28 Kansas City

## Cleveland Browns (Cleveland Leads Series, 17-11)

Date	Site	Winner-Score	Att.
10/16/60	Dallas	Cleveland, 7-48	28,500
10/1/61	Cleveland	Cleveland, 7-25	43,638
12/3/61	Dallas	Cleveland, 17-38	23,500
10/7/62	Cleveland	Cleveland, 10-19	40,040
12/2/62	Dallas	Dallas, 45-21	24,226
9/22/63	Dallas	Cleveland, 24-41	28,710
11/24/63	Cleveland	Cleveland, 17-27	55,096
10/4/64	Cleveland	Cleveland, 6-27	72,062
10/18/64	Dallas	Cleveland, 16-20	37,456
10/17/65	Cleveland	Cleveland, 17-23	80,451
11/21/65	Dallas	Cleveland, 17-24	76,251
10/23/66	Cleveland	Cleveland, 21-30	84,721
11/24/66	Dallas	Dallas, 26-14	80,259
9/17/67	Cleveland	Dallas, 21-14	81,039
12/24/67*	Dallas	Dallas, 52-14	70,786
9/22/68	Dallas	Dallas, 28-7	68,733
12/21/68*	Cleveland	Cleveland, 20-31	81,497
11/2/69	Cleveland	Cleveland, 10-42	84,850
12/28/69*	Dallas	Cleveland, 14-38	69,321
12/12/70	Cleveland	Dallas, 6-2	75,458
12/7/74	Dallas	Dallas, 41-17	48,754
9/24/79	Cleveland	Cleveland, 7-26	80,123
11/25/82	Dallas	Dallas, 31-14	46,267
9/22/85	Dallas	Dallas, 20-7	61,456
12/4/88	Cleveland	Cleveland, 21-24	77,683
9/1/91	Cleveland	Dallas, 26-14	78,860

continued

### CLEVELAND BROWNS

2007 Results (10-6)		2008 Schedule	
7	Pittsburgh	34	9/7 Dallas
51	Cincinnati	45	9/14 Pittsburgh
24	at Oakland	26	9/21 at Baltimore
27	Baltimore	13	9/28 at Cincinnati
17	at New England	34	10/5 BYE
41	Miami	31	10/13 N.Y. Giants (Mon)
27	at St. Louis	20	10/19 at Washington
33	Seattle (OT)	30	10/26 at Jacksonville
28	at Pittsburgh	31	11/2 Baltimore
33	at Baltimore	30	11/6 Denver (Thu)
27	Houston	17	11/17 at Buffalo (Mon)
21	at Arizona	27	11/23 Houston
24	at N.Y. Jets	18	11/30 Indianapolis
8	Buffalo	0	12/7 at Tennessee
14	at Cincinnati	19	12/15 at Philadelphia (Mon)
20	San Francisco	7	12/21 Cincinnati
			12/28 at Pittsburgh

12/10/94	Dallas	Cleveland, 14-19	64,826
9/19/04	Dallas	Dallas, 19-12	63,119

2008 Sept. 7 at Cleveland  
\*Eastern Conference Championship Game

## Denver Broncos (Series Tied at 5-5)

Date	Site	Winner-Score	Att.
12/2/73	Denver	Dallas, 22-10	51,706
12/18/77	Dallas	Dallas, 14-6	63,752
1/15/78*	New Orleans	Dallas, 27-10	76,400
9/14/80	Denver	Denver, 20-41	74,919
10/5/86	Denver	Denver, 14-29	76,082
12/6/92	Denver	Dallas, 31-27	74,946
9/10/95	Dallas	Dallas, 31-21	64,578
9/13/98	Denver	Denver, 23-42	75,013
11/22/01	Dallas	Denver, 24-26	64,104
11/24/05	Dallas	Denver, 21-24 (OT)	63,273

\*Super Bowl XII, Jan. 15, 1978

### DENVER BRONCOS

2006 Results (9-7)		2008 Schedule	
10	at St. Louis	18	9/8 at Oakland (Mon)
9	Kansas City	6	9/14 San Diego
17	at New England	7	9/21 New Orleans
13	Baltimore (Mon.)	3	9/28 at Kansas City
3	Oakland	13	10/5 Tampa Bay
17	at Cleveland	7	10/12 Jacksonville
31	Indianapolis	34	10/20 at New Eng. (Mon)
31	at Pittsburgh	20	10/26 BYE
17	at Oakland	13	11/2 Miami
27	San Diego	35	11/6 at Cleveland (Thu)
10	at Kansas City (Thu.)	19	11/16 at Atlanta
20	Seattle	23	11/23 Oakland
20	at San Diego	48	11/30 at N.Y. Jets
37	at Arizona	20	12/7 Kansas City
24	Cincinnati	23	12/14 at Carolina
23	San Francisco (OT)	26	12/21 Buffalo
			12/28 at San Diego

## Detroit Lions (Dallas Leads Series 12-10)

Date	Site	Winner-Score	Att.
12/11/60	Detroit	Detroit, 14-23	43,272
10/13/63	Dallas	Dallas, 17-14	27,262
9/15/68	Dallas	Dallas, 59-13	61,382
12/26/70*	Dallas	Dallas, 5-0	73,167
10/30/72	Dallas	Dallas, 28-24	65,378
10/6/75	Detroit	Dallas, 36-10	79,784
10/30/77	Dallas	Dallas, 37-0	63,160
11/15/81	Detroit	Detroit, 24-27	79,694
9/15/85	Detroit	Detroit, 21-26	72,985
9/14/86	Detroit	Dallas, 31-7	73,812
11/8/87	Detroit	Detroit, 17-27	45,325
10/27/91	Detroit	Detroit, 10-34	74,906
1/5/92*	Detroit	Detroit, 6-38	78,290
11/8/92	Detroit	Dallas, 37-3	74,816
9/19/94	Dallas	Detroit, 17-20 (OT)	64,102
1/6/02	Detroit	Detroit, 10-15	77,512
11/3/02	Detroit	Detroit, 7-9	61,789
10/19/03	Detroit	Dallas, 38-7	61,160

continued

### DETROIT LIONS

2007 Results (7-9)		2008 Schedule	
36	at Oakland	21	9/7 at Atlanta
20	Minnesota (OT)	17	9/14 Green Bay
21	at Philadelphia	56	9/21 at San Francisco
37	Chicago	27	9/28 BYE
3	at Washington	34	10/5 Chicago
23	Tampa Bay	16	10/12 at Minnesota
16	at Chicago	7	10/19 at Houston
44	Denver	7	10/26 Washington
21	at Arizona	31	11/2 at Chicago
10	N.Y.	16	11/9 Jacksonville
26	Green Bay (Thu)	37	11/16 at Carolina
10	at Minnesota	42	11/23 Tampa Bay
27	Dallas	28	11/27 Tennessee (Thu)
14	at San Diego	51	12/7 Minnesota
25	Kansas City	20	12/14 at Indianapolis
13	at Green Bay	34	12/21 New Orleans
			12/28 at Green Bay

**Detroit Lions (cont.)**

Date	Site	Winner-Score	Att.
10/31/04	Dallas	Dallas 31-21	63,616
11/20/05	Dallas	Dallas, 20-7	62,670
12/31/06	Dallas	Detroit, 31-39	63,008
12/9/07	Detroit	Dallas, 28-27	62,759

\*NFC Divisional Playoffs

**Green Bay Packers  
(Dallas Leads Series, 15-12)**

Date	Site	Winner-Score	Att.
11/13/60	Green Bay	Green Bay, 7-41	32,294
11/29/64	Dallas	Green Bay, 21-45	44,975
10/24/65	Milwaukee	Green Bay, 3-13	48,311
1/1/67*	Dallas	Green Bay, 27-34	75,504
12/31/67*	Green Bay	Green Bay, 17-21	50,861
10/28/68	Dallas	Green Bay, 17-28	74,604
11/26/70	Dallas	Dallas, 16-3	67,182
10/1/72	Milwaukee	Green Bay, 14-16	47,103
10/19/75	Dallas	Green Bay, 17-19	64,934
11/12/78	Milwaukee	Dallas, 42-14	55,256
9/28/80	Milwaukee	Dallas, 28-7	54,776
1/16/83**	Dallas	Dallas, 37-26	63,972
9/23/84	Dallas	Dallas, 20-6	64,222
10/8/89	Green Bay	Green Bay, 13-31	56,656
12/24/89	Dallas	Green Bay, 10-20	41,265
10/6/91	Milwaukee	Dallas, 20-17	53,695
10/3/93	Dallas	Dallas, 36-14	63,568
1/16/94S	Dallas	Dallas, 27-17	64,790
11/24/94	Dallas	Dallas, 42-31	64,597
1/8/95S	Dallas	Dallas, 35-9	64,745
10/8/95	Dallas	Dallas, 34-24	64,806
1/14/96#	Dallas	Dallas, 38-27	65,135
11/18/96	Dallas	Dallas, 21-6	65,032
11/23/97	Green Bay	Green Bay, 17-45	60,111
11/14/99	Dallas	Dallas, 27-13	64,634
10/24/04	Green Bay	Green Bay, 20-41	70,679
11/29/07	Dallas	Dallas, 37-27	64,167

**2008 Sept. 21 at Green Bay**

#NFC Divisional Playoffs  
#NFC Championship Game  
\*NFL Championship Game  
\*\*Super Bowl Tournament

**GREEN BAY PACKERS**

2007 Results (13-3)		2008 Schedule	
16	Philadelphia 13	9/8	Minnesota (Mon)
35	at N.Y. 13	9/14	at Detroit
31	San Diego 24	9/21	Dallas
23	at Minnesota 16	9/28	at Tampa Bay
20	Chicago 27	10/5	Atlanta
17	Washington 14	10/12	at Seattle
19	at Denver (Mon) 13	10/19	Indianapolis
33	at Kansas City 22	10/26	BYE
34	Minnesota 0	11/2	at Tennessee
31	Carolina 17	11/9	at Minnesota
37	at Detroit (Thu) 26	11/16	Chicago
27	at Dallas (Thu) 7	11/24	at N. Orleans (Mon)
38	Oakland 37	11/30	Carolina
33	at St. Louis 14	12/7	Houston
7	at Chicago 35	12/14	at Jacksonville
34	Detroit 13	12/22	at Chicago (Mon)
		12/28	Detroit

**Houston Texans  
(Series Tied, 1-1)**

Date	Site	Winner-Score	Att.
9/8/02	Houston	Houston, 10-19	69,604
10/15/06	Dallas	Dallas, 34-6	63,186

**HOUSTON TEXANS**

2007 Results (8-8)		2008 Schedule	
20	Kansas City 3	9/7	at Pittsburgh
34	at Carolina 21	9/14	Baltimore
24	Indianapolis 30	9/21	at Tennessee
16	at Atlanta 26	9/28	at Jacksonville
22	Miami 19	10/5	Indianapolis
17	at Jacksonville 37	10/12	Miami
36	Tennessee 38	10/19	Detroit
10	at San Diego 35	10/26	BYE
24	at Oakland 17	11/2	at Minnesota
23	New Orleans 10	11/9	Cincinnati
17	at Cleveland 27	11/16	at Indianapolis
20	at Tennessee 28	11/23	at Cleveland
28	Tampa Bay 14	12/1	Jacksonville (Mon)
31	Denver 13	12/7	at Green Bay
15	at Indianapolis 38	12/14	Tennessee
42	Jacksonville 28	12/21	at Oakland
		12/28	Chicago

**Indianapolis Colts  
(Dallas Leads Series, 8-6)**

Date	Site	Winner-Score	Att.
10/30/60	Dallas	Baltimore, 7-45	25,500
12/3/67	Baltimore	Baltimore, 17-23	60,238
12/13/69	Dallas	Dallas, 27-10	63,191
1/17/71*	Miami	Baltimore, 13-16	80,055
10/15/72	Baltimore	Dallas, 21-0	58,992
9/26/76	Dallas	Dallas, 30-27	64,237
9/4/78	Dallas	Dallas, 38-0	64,224
12/6/81	Baltimore	Dallas, 37-13	54,871
10/28/84	Dallas	Dallas, 22-3	58,724
10/10/93	Indianapolis	Dallas, 27-3	60,453
9/15/96	Dallas	Indianapolis, 24-25	63,021
10/31/99	Indianapolis	Indianapolis, 24-34	56,860
11/17/02	Indianapolis	Indianapolis, 3-20	57,057
11/19/06	Dallas	Dallas, 21-14	63,207

\*Super Bowl V, Jan. 17, 1971

**INDIANAPOLIS COLTS**

2007 Results (13-3)		2007 Schedule	
41	New Orleans 10	9/7	Chicago
22	at Tennessee 20	9/14	at Minnesota
30	at Houston 24	9/21	Jacksonville
38	Denver 20	9/28	BYE
33	Tampa Bay 14	10/5	at Houston
29	at Jacksonville 7	10/12	Baltimore
31	at Carolina 7	10/19	at Green Bay
20	New England 24	10/27	at Tennessee (Mon)
21	at San Diego 23	11/2	New England
13	Kansas City 10	11/9	at Pittsburgh
31	at Atlanta 13	11/16	Houston
28	Jacksonville 25	11/23	at San Diego *
44	at Baltimore 20	11/30	at Cleveland
21	at Oakland 14	12/7	Cincinnati
38	Houston 15	12/14	Detroit
10	Tennessee 16	12/18	at Jacksonville (Thu)
		12/28	Tennessee

**Jacksonville Jaguars  
(Series Tied, 2-2)**

**JACKSONVILLE JAGUARS**

2007 Results (11-5)		2008 Schedule	
10	Tennessee 13	9/7	at Tennessee
13	Atlanta 7	9/14	Buffalo
23	at Denver 14	9/21	at Indianapolis
17	at Kansas City 7	9/28	Houston
37	Houston 17	10/5	Pittsburgh
7	Indianapolis 29	10/12	at Denver
24	at Tampa Bay 23	10/19	BYE
24	at New Orleans 41	10/26	Cleveland
28	at Tennessee 13	11/2	at Cincinnati
24	San Diego 17	11/9	at Detroit
36	Buffalo 14	11/16	Tennessee
25	at Indianapolis 28	11/23	Minnesota
37	Carolina 6	12/1	at Houston (Mon)
29	at Pittsburgh 22	12/7	at Chicago
49	Oakland 11	12/14	Green Bay
28	at Houston 42	12/18	Indianapolis (Thu)
		12/28	at Baltimore

continued

## Jacksonville Jaguars (cont.)

Date	Site	Winner-Score	Att.
10/19/97	Dallas	Dallas, 26-22	64,464
10/29/00	Dallas	Jacksonville, 17-23 (OT)	63,554
11/24/02	Dallas	Dallas, 21-19	62,204
9/10/06	Jacksonville	Jacksonville, 17-24	67,164

### Kansas City Chiefs

(Dallas Leads Series, 5-3)

Date	Site	Winner-Score	Att.
10/25/70	Kansas City	Dallas, 27-16	51,158
11/10/75	Dallas	Kansas City, 31-34	63,539
11/20/83	Dallas	Dallas, 41-21	64,103
10/22/89	Kansas City	Kansas City, 28-36	76,841
10/18/92	Dallas	Dallas, 17-10	64,115
11/23/95	Dallas	Dallas, 24-12	64,901
12/13/98	Kansas City	Kansas City, 17-20	77,697
12/11/05	Dallas	Dallas, 31-28	63,432

## KANSAS CITY CHIEFS

## 2007 Results (4-12)

3	at Houston	20
10	at Chicago	20
13	Minnesota	10
30	at San Diego	16
7	Jacksonville	17
27	Cincinnati	20
12	at Oakland	10
22	Green Bay	33
11	Denver	27
10	at Indianapolis	13
17	Oakland	20
10	San Diego	24
7	at Denver	41
7	Tennessee	26
20	at Detroit	25
20	at N.Y. Jets (OT)	13

## 2008 Schedule

9/7	at New England
9/14	Oakland
10/9/21	at Atlanta
9/28	Denver
10/15	at Carolina
10/12	BYE
10/19	Tennessee
10/26	at N.Y. Jets
11/2	Tampa Bay
11/9	at San Diego
10/11/16	New Orleans
11/23	Buffalo
11/30	at Oakland
12/7	at Denver
12/14	San Diego
12/21	Miami
12/28	at Cincinnati

### Miami Dolphins

(Miami Leads Series, 8-4)

Date	Site	Winner-Score	Att.
11/16/72*	New Orleans	Dallas, 24-3	81,035
11/22/73	Dallas	Miami, 7-14	64,100
11/5/78	Miami	Miami, 16-23	69,414
10/25/81	Dallas	Dallas, 28-27	64,221
12/17/84	Miami	Miami, 21-28	74,139
11/22/87	Dallas	Miami, 14-20	56,519
11/19/89	Dallas	Miami, 14-17	56,044
11/25/93	Dallas	Miami, 14-16	60,198
10/27/96	Miami	Dallas, 29-10	75,283
11/25/99	Dallas	Dallas, 20-0	64,328
11/27/03	Dallas	Miami, 21-40	64,101
9/16/07	Miami	Dallas, 37-20	71,615

\*Super Bowl VI, Jan. 16, 1972

## MIAMI DOLPHINS

## 2007 Results (1-15)

13	at Washington	16
20	Dallas	37
28	at N.Y. Jets	31
17	Oakland	35
19	at Houston	22
31	at Cleveland	41
28	New England	49
10	N.Y. Giants (London)	13
10	Buffalo	13
7	at Philadelphia	17
0	at Pittsburgh	3
13	N.Y. Jets	40
17	at Buffalo	38
22	Baltimore	16
7	at New England	28
25	Cincinnati	38

## 2008 Schedule

9/7	N.Y. Jets
9/14	at Arizona
9/21	at New England
35	BYE
10/5	San Diego
10/12	at Houston
10/19	Baltimore
10/26	Buffalo
11/2	at Denver
11/9	Seattle
11/16	Oakland
11/23	New England
11/30	at St. Louis
12/7	at Buffalo (Toronto)
12/14	San Francisco
12/21	at Kansas City
12/28	at N.Y. Jets

### Minnesota Vikings

(Dallas Leads Series, 14-12)

Date	Site	Winner-Score	Att.
9/24/61	Dallas	Dallas, 21-7	20,500
10/8/61	Minnesota	Dallas, 28-0	33,070
9/25/66	Dallas	Dallas, 28-17	64,116
10/20/68	Dallas	Dallas, 20-7	47,644
10/18/70	Minnesota	Minnesota, 13-54	47,900
12/25/71*	Minnesota	Dallas, 20-12	49,100
12/30/73**	Dallas	Minnesota, 10-27	64,524
10/6/74	Dallas	Minnesota, 21-23	57,847
12/28/75*	Minnesota	Dallas, 17-14	48,341
9/18/77	Minnesota	Dallas, 16-10 (OT)	47,678
1/1/78**	Dallas	Dallas, 23-6	61,968
10/26/78	Dallas	Minnesota, 10-21	61,848
10/7/79	Minnesota	Dallas, 36-20	47,572
1/3/83	Minnesota	Minnesota, 27-31	60,007
10/2/83	Minnesota	Dallas, 37-24	60,774
11/26/87	Dallas	Minnesota, 38-44 (OT)	54,229
11/13/88	Dallas	Minnesota, 3-43	57,830
12/12/93	Minnesota	Dallas, 37-20	63,321
9/17/95	Minnesota	Dallas, 23-17 (OT)	60,088
12/28/96S	Dallas	Dallas, 40-15	64,682
11/26/98	Dallas	Minnesota, 36-46	64,366
11/8/99	Minnesota	Minnesota, 17-27	64,111
1/9/00S	Minnesota	Minnesota, 10-27	64,056
11/23/00	Dallas	Minnesota, 15-27	63,878
9/12/04	Minnesota	Minnesota, 17-35	64,105
10/21/07	Dallas	Dallas, 24-14	63,432

SNFC Wild Card Game

\*\*NFC Divisional Playoff Game

\*\*NFC Championship Game

## MINNESOTA VIKINGS

## 2007 Results (8-8)

24	Atlanta	3
17	at Detroit	20
10	at Kansas City	13
16	Green Bay	23
34	at Chicago	31
14	at Dallas	24
16	Philadelphia	23
35	San Diego	17
0	at Green Bay	34
29	Oakland	22
41	at N.Y. Giants	17
42	Detroit	10
27	at San Francisco	7
20	Chicago	13
21	Washington	32
19	at Denver	22

## 2008 Schedule

9/8	at Green Bay (Mon)
9/14	Indianapolis
9/21	Carolina
9/28	at Tennessee
10/6	at N. Orleans (Mon)
10/12	Detroit
10/19	at Chicago
10/26	BYE
11/2	Houston
11/9	Green Bay
11/16	at Tampa Bay
11/23	at Jacksonville
11/30	Chicago
12/7	at Detroit
12/14	at Arizona
12/21	Atlanta
12/28	N.Y. Giants

### New England Patriots

(Dallas Leads Series, 7-3)

Date	Site	Winner-Score	Att.
10/24/71	Dallas	Dallas, 44-21	65,708
11/16/75	New England	Dallas, 34-31	60,905
12/3/78	Dallas	Dallas, 17-10	63,263
9/21/81	New England	Dallas, 35-21	60,311
11/22/84	Dallas	Dallas, 20-17	55,341
11/15/87	New England	Dallas, 23-17 (OT)	60,567

continued

## NEW ENGLAND PATRIOTS

## 2007 Results (16-0)

38	at N.Y. Jets	14
38	San Diego	14
38	Buffalo	7
34	at Cincinnati	13
34	Cleveland	17
48	at Dallas	27
49	at Miami	28
52	Washington	7
24	at Indianapolis	20
56	at Buffalo	10
31	Philadelphia	28
27	at Baltimore	24
34	Pittsburgh	13
20	N.Y. Jets	10
28	Miami	7
38	at N.Y. Giants	35

## 2008 Schedule

9/7	Kansas City
9/14	at N.Y. Jets
9/21	Miami
9/28	BYE
10/5	at San Francisco
10/12	at San Diego
10/20	Denver (Mon)
10/26	St. Louis
11/2	at Indianapolis
10/11/9	Buffalo
11/13	N.Y. Jets (Thu)
11/23	at Miami
11/30	Pittsburgh
12/7	at Seattle
12/14	at Oakland
12/21	Arizona
12/28	at Buffalo

**New England Patriots (cont.)**

Date	Site	Winner-Score	Att.
12/15/96	Dallas	Dallas, 12-6	64,578
12/5/99	New England	New England, 6-13	58,444
11/16/03	New England	New England, 0-12	68,436
10/14/07	Dallas	New England, 27-48	63,984

**New Orleans Saints  
(Dallas Leads Series, 14-8)**

Date	Site	Winner-Score	Att.
10/15/67	Dallas	Dallas, 14-10	52,562
11/12/67	New Orleans	Dallas, 27-10	83,437
11/3/68	New Orleans	Dallas, 17-3	84,728
9/28/69	New Orleans	Dallas, 21-17	79,567
11/9/69	Dallas	Dallas, 33-17	68,282
10/17/71	New Orleans	New Orleans, 14-24	83,088
9/24/73	Dallas	Dallas, 40-3	53,972
9/19/76	New Orleans	Dallas, 24-6	61,413
11/19/78	Dallas	Dallas, 27-7	57,920
12/19/82	Dallas	Dallas, 21-7	64,506
9/25/83	Dallas	Dallas, 21-20	62,136
10/21/84	Dallas	Dallas, 30-27 (OT)	50,966
10/3/88	New Orleans	New Orleans, 17-20	68,474
9/10/89	New Orleans	New Orleans, 0-28	66,977
12/2/90	Dallas	Dallas, 17-13	60,087
12/8/91	Dallas	Dallas, 23-14	64,530
12/19/94	New Orleans	Dallas, 24-16	67,323
12/6/98	New Orleans	New Orleans, 3-22	65,065
12/24/99	New Orleans	New Orleans, 24-31	47,835
12/28/03	New Orleans	New Orleans, 7-13	68,451
12/12/04	Dallas	New Orleans, 13-27	64,056
12/10/06	Dallas	New Orleans, 17-42	63,722

**NEW ORLEANS SAINTS**

**2007 Results (7-9)**

10	at Indianapolis (Thu)	41
14	at Tampa Bay	31
14	Tennessee (Mon)	31
13	Carolina	16
28	at Seattle	17
22	Atlanta	16
31	at San Francisco	10
41	Jacksonville	24
29	St. Louis	37
10	at Houston	23
31	at Carolina	6
23	Tampa Bay	27
34	at Atlanta (Mon)	14
31	Arizona	24
23	Philadelphia	38
25	at Chicago	33

**2008 Schedule**

9/7	Tampa Bay
9/14	at Washington
9/21	at Denver
9/28	San Francisco
10/6	Minnesota (Mon)
10/12	Oakland
10/19	at Carolina
10/26	San Diego (London)
11/2	BYE
11/9	at Atlanta
11/16	at Kansas City
11/24	Green Bay (Mon)
11/30	at Tampa Bay
12/7	Atlanta
12/11	at Chicago (Thu)
12/21	at Detroit
12/28	Carolina

**New York Giants**

(Dallas Leads Series, 54-36-2)

Date	Site	Winner-Score	Att.
12/4/60	New York	Tie, 31-31	55,033
10/15/61	Dallas	New York, 10-31	41,500
10/29/61	New York	Dallas, 17-16	60,254
11/11/62	Dallas	New York, 10-41	45,668
12/16/62	New York	New York, 31-41	62,694
10/20/63	New York	New York, 21-37	62,889
12/1/63	Dallas	New York, 27-34	29,635
10/11/64	Dallas	Tie, 13-13	33,225
11/8/64	New York	Dallas, 31-21	63,031
9/19/65	Dallas	Dallas, 31-2	59,366
12/19/65	New York	Dallas, 38-20	62,871
9/18/66	Dallas	Dallas, 52-7	60,010
12/18/66	New York	Dallas, 17-7	62,735
9/24/67	Dallas	Dallas, 38-24	66,209
11/10/68	Dallas	New York, 21-27	72,163
12/15/68	New York	Dallas, 28-10	62,617
10/27/69	Dallas	Dallas, 25-3	58,964
9/27/70	Dallas	Dallas, 28-10	57,236
11/8/70	New York	New York, 20-23	62,938
10/11/71	Dallas	Dallas, 20-13	68,378
12/12/71	New York	Dallas, 42-14	62,815
9/24/72	New York	Dallas, 23-14	62,725
12/17/72	Dallas	New York, 3-23	64,602
10/21/73	Dallas	Dallas, 45-28	64,898
11/11/73	N. Haven	Dallas, 23-10	70,128

9/29/74	Dallas	New York, 6-14	46,353
10/27/74	N. Haven	Dallas, 21-7	61,191
10/12/75	New York	Dallas, 13-7	56,511
11/30/75	Dallas	Dallas, 14-3	53,329
10/10/76	New York	Dallas, 24-14	76,042
11/7/76	Dallas	Dallas, 9-3	58,870
9/25/77	Dallas	Dallas, 41-21	64,215
11/6/77	New York	Dallas, 24-10	74,532
9/10/78	New York	Dallas, 34-24	73,265
10/8/78	Dallas	Dallas, 24-3	64,869
11/4/79	New York	Dallas, 16-14	76,490
12/2/79	Dallas	Dallas, 28-7	63,787
10/5/80	Dallas	Dallas, 24-3	59,126
11/9/80	New York	New York, 35-38	68,343
9/27/81	Dallas	Dallas, 18-10	63,499
12/19/81	New York	New York, 10-13 (OT)	73,009
9/18/83	Dallas	Dallas, 28-13	62,347
10/30/83	New York	Dallas, 38-20	76,142
9/9/84	New York	New York, 7-28	75,921
11/4/84	Dallas	New York, 7-19	60,235
10/6/85	New York	Dallas, 30-29	74,981
12/15/85	Dallas	Dallas, 28-21	62,310
9/8/86	Dallas	Dallas, 31-28	59,804
11/2/86	New York	New York, 14-17	74,871
9/20/87	New York	Dallas, 16-14	73,426
11/2/87	Dallas	Dallas, 33-24	55,730
9/18/88	Dallas	New York, 10-12	55,325
11/6/88	New York	New York, 21-29	75,826
10/1/89	Dallas	New York, 13-30	51,785
12/16/89	New York	New York, 0-15	72,141
9/16/90	Dallas	New York, 7-28	61,090
9/30/90	New York	New York, 17-31	75,923
9/29/91	Dallas	Dallas, 21-16	64,010
11/17/91	New York	New York, 9-22	76,410
9/13/92	New York	Dallas, 34-28	76,430
11/26/92	Dallas	Dallas, 30-3	62,416
11/7/93	Dallas	Dallas, 31-9	64,735
1/2/94	New York	Dallas, 16-13 (OT)	77,356
11/7/94	Dallas	Dallas, 38-10	64,836
12/24/94	New York	New York, 10-15	66,943
9/4/95	New York	Dallas, 35-0	77,454
12/17/95	Dallas	Dallas, 21-20	64,400
9/8/96	Dallas	Dallas, 27-0	63,069
11/24/96	New York	New York, 6-20	77,081
10/5/97	New York	New York, 17-20	77,137
12/21/97	Dallas	New York, 7-20	63,746
9/21/98	New York	Dallas, 31-7	78,039
11/8/98	Dallas	Dallas, 16-6	64,316
10/18/99	New York	New York, 10-13	78,204
1/2/00	Dallas	Dallas, 26-18	63,767
10/15/00	New York	New York, 14-19	78,189
12/17/00	Dallas	New York, 13-17	61,311
11/4/01	New York	New York, 24-27 (OT)	78,673
12/9/01	Dallas	Dallas, 20-13	61,821
10/6/02	Dallas	New York, 17-21	63,447
12/15/02	New York	New York, 7-37	78,698
9/15/03	New York	Dallas, 35-32 (OT)	78,907
12/21/03	Dallas	Dallas, 19-3	64,118
10/10/04	Dallas	New York, 10-26	64,018
1/2/05	New York	New York, 24-28	78,500
10/16/05	Dallas	Dallas, 16-13 (OT)	62,278
12/4/05	New York	New York, 10-17	78,645
10/23/06	Dallas	New York, 22-36	63,512
12/3/06	New York	Dallas, 23-20	78,666
9/9/07	Dallas	Dallas, 45-35	63,031
11/11/07	New York	Dallas, 31-20	78,964
1/13/2008*	Dallas	New York, 17-21	63,660

2008 Nov. 2 at New York

2008 Dec. 14 at Dallas

\*NFC Divisional Playoffs

*continued*

**NEW YORK GIANTS**

2007 Results (10-6)		2008 Schedule	
35	at Dallas	45	9/4 Washington (Thu)
13	Green Bay	35	9/14 at St. Louis
24	at Washington	17	9/21 Cincinnati
16	Philadelphia	3	9/28 BYE
35	N.Y. Jets	24	10/5 Seattle
31	at Atlanta (Mon)	10	10/13 at Cleveland (Mon)
33	San Francisco	15	10/19 San Francisco
13	at Miami (London)	10	10/26 at Pittsburgh
17	Dallas	31	11/2 Dallas
16	at Detroit	10	11/9 at Philadelphia
17	Minnesota	41	11/16 Baltimore
21	at Chicago	16	11/23 at Arizona
16	at Philadelphia	13	11/30 at Washington
10	Washington	22	12/7 Philadelphia
38	at Buffalo Bills	21	12/14 at Dallas
35	New England (Sat)	38	12/21 Carolina
			12/28 at Minnesota

**New York Jets**

(Dallas Leads Series, 7-2)

Date	Site	Winner-Score	Att.
12/4/71	Dallas	Dallas, 52-10	66,689
12/21/75	New York	Dallas, 31-21	37,279
12/17/78	New York	Dallas, 30-7	52,532
10/4/87	New York	Dallas, 38-24	12,370
11/4/90	New York	New York, 9-24	68,086
12/18/93	New York	Dallas, 28-7	73,233
12/19/99	Dallas	New York, 21-22	64,271
9/28/03	New York	Dallas, 17-6	77,863
11/22/07	Dallas	Dallas, 34-3	63,315

**NEW YORK JETS**

2007 Results (4-12)		2008 Schedule	
14	New England	38	9/7 at Miami
13	at Baltimore	20	9/14 New England
31	Miami	28	9/22 at San Diego (Mon)
14	at Buffalo	17	9/28 Arizona
24	at N.Y. Giants	35	10/5 BYE
9	Philadelphia	16	10/12 Cincinnati
31	at Cincinnati	38	10/19 at Oakland
3	Buffalo	13	10/26 Kansas City
20	Washington (OT)	23	11/2 at Buffalo
19	Pittsburgh	16	11/9 St. Louis
3	at Dallas	34	11/13 at N. England (Thu)
40	at Miami	13	11/23 at Tennessee
18	Cleveland	24	11/30 Denver
10	at New England	20	12/7 at San Francisco
6	at Tennessee	10	12/14 Buffalo
13	Kansas City (OT)	10	12/21 at Seattle
			12/28 Miami

**Oakland Raiders**

(Oakland Leads Series, 6-3)

Date	Site	Winner-Score	Att.
12/14/70	Oakland	Oakland, 23-27	45,850
12/17/84	Oakland	Dallas, 19-13	53,194
10/23/83	Dallas	Los Angeles, 38-40	64,991
11/9/86	Dallas	Los Angeles, 13-17	61,706
10/25/92	Los Angeles	Dallas, 28-13	91,505

**OAKLAND RAIDERS**

2007 Results (4-12)		2008 Schedule	
21	Detroit	36	9/8 Denver (Mon)
20	at Denver	23	9/14 at Kansas City
26	Cleveland	24	9/21 at Buffalo
35	at Miami	17	9/28 San Diego
14	at San Diego	28	10/5 BYE
10	Kansas City	12	10/12 at New Orleans
9	at Tennessee	13	10/19 N.Y. Jets
17	Houston	24	10/26 at Baltimore
6	Chicago	17	11/2 Atlanta
22	at Minnesota	29	11/9 Carolina
20	at Kansas City	17	11/16 at Miami
34	Denver	20	11/23 at Denver
7	at Green Bay	38	11/30 Kansas City
14	Indianapolis	21	12/4 at San Diego (Thu)
11	at Jacksonville	49	12/14 New England
17	San Diego	30	12/21 Houston
			12/28 at Tampa Bay

11/19/95	Oakland	Dallas, 34-21	54,092
9/27/98	Dallas	Oakland, 12-13	63,544
10/7/01	Oakland	Oakland, 21-28	61,535
10/2/05	Oakland	Oakland, 13-19	62,400

**Philadelphia Eagles**

(Dallas Leads Series 54-43)

Date	Site	Winner-Score	Att.
9/30/60	Dallas	Philadelphia, 25-27	18,500
10/22/61	Dallas	Philadelphia, 7-43	25,000
11/26/61	Philadelphia	Philadelphia, 13-35	60,127
10/14/62	Dallas	Dallas, 41-19	18,645
11/25/62	Philadelphia	Philadelphia, 14-28	58,070
10/6/63	Philadelphia	Philadelphia, 21-24	60,671
11/17/63	Dallas	Dallas, 27-20	23,694
11/15/64	Dallas	Philadelphia, 14-17	55,972
12/6/64	Philadelphia	Philadelphia, 14-24	60,671
10/10/65	Dallas	Philadelphia, 24-35	56,249
12/5/65	Philadelphia	Dallas, 21-19	54,714
10/9/66	Dallas	Dallas, 56-7	69,372
11/6/66	Philadelphia	Philadelphia, 23-24	60,658
10/29/67	Philadelphia	Philadelphia, 14-21	60,740
12/10/67	Dallas	Dallas, 38-17	55,834
9/29/68	Philadelphia	Dallas, 45-13	60,858
10/13/68	Dallas	Dallas, 34-14	72,083
10/5/69	Philadelphia	Dallas, 38-7	60,658
10/19/69	Dallas	Dallas, 49-14	71,509
9/20/70	Philadelphia	Dallas, 17-7	59,728
11/1/70	Dallas	Dallas, 21-17	55,736
9/26/71	Philadelphia	Dallas, 42-7	65,358
11/14/71	Dallas	Dallas, 20-7	60,178
9/17/72	Dallas	Dallas, 28-6	55,850
11/19/72	Philadelphia	Dallas, 28-7	65,720
10/28/73	Philadelphia	Philadelphia, 16-30	65,954
11/18/73	Dallas	Dallas, 31-10	61,985
9/23/74	Philadelphia	Philadelphia, 10-13	64,088
10/20/74	Dallas	Dallas, 31-24	43,586
10/26/75	Philadelphia	Dallas, 20-17	64,889
11/23/75	Dallas	Dallas, 27-17	57,893
9/12/76	Dallas	Dallas, 27-7	54,052
12/5/76	Philadelphia	Dallas, 26-7	55,072
10/23/77	Philadelphia	Dallas, 16-10	65,507
12/4/77	Dallas	Dallas, 24-14	60,289
10/22/78	Dallas	Dallas, 14-7	60,525
12/10/78	Philadelphia	Dallas, 31-13	64,667
11/12/79	Dallas	Philadelphia, 21-31	62,417
12/8/79	Philadelphia	Dallas, 24-17	71,434
10/19/80	Philadelphia	Philadelphia, 10-17	70,696
12/21/80	Dallas	Dallas, 35-27	62,548
1/11/81**	Philadelphia	Philadelphia, 7-20	70,696
11/1/81	Philadelphia	Dallas, 17-14	72,111
12/13/81	Dallas	Dallas, 21-10	64,955
12/26/82	Dallas	Philadelphia, 20-24	46,199
10/16/83	Dallas	Dallas, 37-7	63,070
11/6/83	Philadelphia	Dallas, 27-20	71,236
9/16/84	Dallas	Dallas, 23-17	64,521
12/2/84	Philadelphia	Dallas, 26-10	66,322
10/20/85	Philadelphia	Philadelphia, 14-16	70,114
11/24/85	Dallas	Dallas, 35-17	54,047
10/19/86	Philadelphia	Dallas, 17-14	68,572
12/14/86	Dallas	Philadelphia, 21-23	46,117
10/11/87	Dallas	Dallas, 41-22	40,622
10/25/87	Philadelphia	Philadelphia, 20-37	61,630
10/23/88	Philadelphia	Philadelphia, 23-24	66,309
12/18/88	Dallas	Philadelphia, 7-23	46,131
11/23/89	Philadelphia	Philadelphia, 0-27	54,444
12/10/89	Philadelphia	Philadelphia, 10-20	59,842
10/28/90	Dallas	Philadelphia, 20-21	62,605
12/23/90	Philadelphia	Philadelphia, 3-17	63,895
9/15/91	Dallas	Philadelphia, 0-24	62,656
12/15/91	Philadelphia	Dallas, 25-13	65,854
10/5/92	Philadelphia	Philadelphia, 7-31	66,572
11/1/92	Dallas	Dallas, 20-10	65,012
1/10/93*	Dallas	Dallas, 34-10	63,721
10/31/93	Philadelphia	Dallas, 23-10	61,912
12/6/93	Dallas	Dallas, 23-17	64,521
10/16/94	Dallas	Dallas, 24-13	64,703
12/4/94	Philadelphia	Dallas, 31-19	65,947
11/6/95	Dallas	Dallas, 34-12	64,876
12/10/95	Philadelphia	Philadelphia, 17-20	66,198
1/7/96*	Dallas	Dallas, 30-11	64,371
9/30/96	Philadelphia	Dallas, 23-19	67,201
11/3/96	Philadelphia	Philadelphia, 21-31	64,952
9/15/97	Dallas	Dallas, 21-20	63,942

*continued*

**Philadelphia Eagles (cont.)**

Date	Site	Winner-Score	Att.
10/26/97	Philadelphia	Philadelphia, 12-13	67,106
<b>11/2/98</b>	<b>Philadelphia</b>	<b>Dallas, 34-0</b>	<b>67,002</b>
<b>12/20/98</b>	<b>Dallas</b>	<b>Dallas, 13-9</b>	<b>62,722</b>
10/10/99	Philadelphia	Philadelphia, 10-13	66,669
<b>12/12/99</b>	<b>Dallas</b>	<b>Dallas, 20-10</b>	<b>64,086</b>
9/3/00	Dallas	Philadelphia, 14-41	62,872
11/5/00	Philadelphia	Philadelphia, 13-16 (OT)	65,636
9/30/01	Philadelphia	Philadelphia, 18-40	66,621
11/18/01	Dallas	Philadelphia, 3-36	63,204
9/22/02	Philadelphia	Philadelphia, 13-44	65,537
12/21/02	Dallas	Philadelphia, 3-27	63,209
<b>10/12/03</b>	<b>Dallas</b>	<b>Dallas, 23-21</b>	<b>63,648</b>
12/7/03	Philadelphia	Philadelphia, 10-36	69,773
11/15/04	Dallas	Philadelphia, 21-49	64,190
12/19/04	Philadelphia	Philadelphia, 7-12	67,723
<b>10/9/05</b>	<b>Dallas</b>	<b>Dallas, 33-10</b>	<b>63,199</b>
<b>11/14/05</b>	<b>Philadelphia</b>	<b>Dallas, 21-20</b>	<b>67,739</b>
10/8/06	Philadelphia	Philadelphia, 24-38	69,268
12/25/06	Dallas	Philadelphia, 7-23	62,839
<b>11/4/07</b>	<b>Philadelphia</b>	<b>Dallas, 38-17</b>	<b>67,688</b>
12/16/07	Dallas	Philadelphia, 6-10	63,777

**2008 Sept. 15 at Dallas**  
**2008 Dec. 28 at Philadelphia**

\*NFC Divisional Playoffs  
 \*\*NFC Championship Game

**PHILADELPHIA EAGLES**

2007 Results (8-8)		2008 Schedule	
13	at Green Bay	16	9/7 St. Louis
12	Washington (Mon)	20	9/15 at Dallas (Mon)
56	Detroit	21	9/21 Pittsburgh
3	at N.Y.	16	9/28 at Chicago
16	at N.Y. Jets	9	10/5 Washington
16	Chicago	19	10/12 at San Francisco
23	at Minnesota	16	10/19 BYE
17	Dallas	38	10/26 Atlanta
33	at Washington	25	11/2 at Seattle
17	Miami	7	11/9 N.Y. Giants
28	at New England	21	11/16 at Cincinnati
24	Seattle	28	11/23 at Baltimore
13	N.Y.	16	11/27 Arizona (Thu)
10	at Dallas	6	12/7 at N.Y. Giants
38	at New Orleans	23	12/15 Cleveland (Mon)
17	Buffalo	9	12/21 at Washington
			12/28 Dallas

**Pittsburgh Steelers**

(Dallas Leads Series, 15-14)

Date	Site	Winner-Score	Att.
9/24/60	Dallas	Pittsburgh, 28-35	30,000
<b>9/17/61</b>	<b>Dallas</b>	<b>Dallas, 27-24</b>	<b>23,500</b>
11/12/61	Pittsburgh	Pittsburgh, 7-37	17,519
9/23/62	Dallas	Pittsburgh, 28-30	19,478
<b>10/21/62</b>	<b>Pittsburgh</b>	<b>Dallas, 42-27</b>	<b>23,106</b>
10/27/63	Pittsburgh	Pittsburgh, 21-27	19,047
12/8/63	Dallas	Pittsburgh, 19-24	24,136
9/27/64	Pittsburgh	Pittsburgh, 17-23	35,594
<b>12/13/64</b>	<b>Dallas</b>	<b>Dallas, 17-14</b>	<b>35,271</b>
10/31/65	Pittsburgh	Pittsburgh, 13-22	37,804
<b>11/14/65</b>	<b>Dallas</b>	<b>Dallas, 24-17</b>	<b>57,293</b>
<b>10/30/66</b>	<b>Dallas</b>	<b>Dallas, 52-21</b>	<b>58,453</b>
<b>11/20/66</b>	<b>Pittsburgh</b>	<b>Dallas, 20-7</b>	<b>42,185</b>
<b>10/22/67</b>	<b>Pittsburgh</b>	<b>Dallas, 24-21</b>	<b>39,641</b>
<b>12/8/68</b>	<b>Dallas</b>	<b>Dallas, 28-7</b>	<b>55,069</b>
<b>12/7/69</b>	<b>Pittsburgh</b>	<b>Dallas, 10-7</b>	<b>24,990</b>
<b>10/8/72</b>	<b>Dallas</b>	<b>Dallas, 17-13</b>	<b>65,682</b>
1/8/76*	Miami	Pittsburgh, 17-21	80,187
11/20/77	Pittsburgh	Pittsburgh, 13-28	49,761
1/21/79**	Miami	Pittsburgh, 31-35	78,656
10/28/79	Pittsburgh	Pittsburgh, 3-14	50,199
9/13/82	Dallas	Pittsburgh, 28-36	63,431
<b>10/13/85</b>	<b>Dallas</b>	<b>Dallas, 27-13</b>	<b>62,932</b>
9/4/88	Pittsburgh	Pittsburgh, 21-24	56,813
<b>11/28/91</b>	<b>Dallas</b>	<b>Dallas, 20-10</b>	<b>62,253</b>
9/4/94	Pittsburgh	Dallas, 26-9	60,156
1/28/96S	Arizona	Dallas, 27-17	76,347
<b>8/31/97</b>	<b>Pittsburgh</b>	<b>Dallas, 37-7</b>	<b>60,396</b>
10/17/04	Dallas	Pittsburgh, 20-24	64,162

**2008 Dec. 7 at Pittsburgh**

\*Super Bowl X, Jan. 18, 1976  
 \*\*Super Bowl XIII, Jan. 21, 1979  
 \$\$\$Super Bowl XXX, Jan. 28, 1996

**PITTSBURGH STEELERS**

2007 Results (10-6)		2008 Schedule	
34	at Cleveland	7	9/7 Houston
26	Buffalo	3	9/14 at Cleveland
37	San Francisco	16	9/21 at Philadelphia
14	at Arizona	21	9/29 Baltimore (Mon)
21	Seattle	0	10/5 at Jacksonville
28	at Denver	31	10/12 BYE
24	at Cincinnati	13	10/19 at Cincinnati
38	Baltimore	7	10/26 N.Y. Giants
31	Cleveland	28	11/3 at Washington (Mon)
16	at N.Y. Jets	19	11/9 Indianapolis
3	Miami	0	11/16 San Diego
24	Cincinnati	10	11/20 Cincinnati (Thu)
13	at New England	34	11/30 at New England
22	Jacksonville	29	12/7 Dallas
41	at St. Louis	24	12/14 at Baltimore
21	at Baltimore	27	12/21 at Tennessee
			12/28 Cleveland

**St. Louis Rams**

(Series Tied, 14-14)

Date	Site	Winner-Score	Att.
11/6/60	Dallas	Los Angeles, 13-38	16,000
<b>9/30/62</b>	<b>Los Angeles</b>	<b>Dallas, 27-17</b>	<b>26,907</b>
10/1/67	Dallas	Los Angeles, 13-35	75,229
11/23/69	Los Angeles	Los Angeles, 23-24	79,105
<b>11/25/71</b>	<b>Dallas</b>	<b>Dallas, 28-21</b>	<b>66,595</b>
10/14/73	Los Angeles	Los Angeles, 31-37	81,428
<b>12/23/73*</b>	<b>Dallas</b>	<b>Dallas, 27-16</b>	<b>64,291</b>
<b>9/21/75</b>	<b>Dallas</b>	<b>Dallas, 18-7</b>	<b>49,091</b>
<b>1/4/76**</b>	<b>Los Angeles</b>	<b>Dallas, 37-7</b>	<b>84,483</b>
12/19/76*	Dallas	Los Angeles, 12-14	62,436
9/17/78	Los Angeles	Los Angeles, 14-27	65,749
<b>1/7/79**</b>	<b>Los Angeles</b>	<b>Dallas, 28-0</b>	<b>67,470</b>
<b>10/14/79</b>	<b>Dallas</b>	<b>Dallas, 30-6</b>	<b>64,462</b>
12/30/79*	Dallas	Los Angeles, 19-21	64,792
12/15/80	Los Angeles	Los Angeles, 14-38	62,548
<b>12/28/80S</b>	<b>Dallas</b>	<b>Dallas, 34-13</b>	<b>64,533</b>
<b>10/18/81</b>	<b>Dallas</b>	<b>Dallas, 29-17</b>	<b>64,649</b>
12/26/83S	Dallas	Los Angeles, 17-24	43,521
<b>9/3/84</b>	<b>Los Angeles</b>	<b>Dallas, 20-13</b>	<b>65,403</b>
1/4/86*	Los Angeles	Los Angeles, 0-20	66,351
12/7/86	Los Angeles	Los Angeles, 10-29	64,949
<b>12/21/87</b>	<b>Los Angeles</b>	<b>Dallas, 29-21</b>	<b>60,700</b>
12/3/89	Dallas	Los Angeles, 31-35	46,100
<b>11/18/90</b>	<b>Los Angeles</b>	<b>Dallas, 24-21</b>	<b>58,589</b>
11/15/92	Dallas	Los Angeles, 23-27	63,690
<b>9/29/02</b>	<b>St. Louis</b>	<b>Dallas, 13-10</b>	<b>66,165</b>
1/1/06	Dallas	St. Louis, 10-20	63,131
<b>9/30/07</b>	<b>Dallas</b>	<b>Dallas, 35-7</b>	<b>62,861</b>

**2008 Oct. 19 at St. Louis**

\$NFC Wild Card Game  
 \*\*NFC Division Playoff Game  
 \*\*NFC Championship Game

**ST. LOUIS RAMS**

2007 Results (3-13)		2008 Schedule	
13	Carolina	27	9/7 at Philadelphia
16	San Francisco	17	9/14 N.Y. Giants
3	at Tampa Bay	24	9/21 at Seattle
7	at Dallas	35	9/28 Buffalo
31	Arizona	34	10/5 BYE
3	at Baltimore	22	10/12 at Washington
6	at Seattle	33	10/19 Dallas
20	Cleveland	27	10/26 at New England
37	at New Orleans	29	11/2 Arizona
13	at San Francisco	9	11/9 at N.Y. Jets
19	Seattle	24	11/16 at San Francisco
28	Atlanta	16	11/23 Chicago
10	at Cincinnati	19	11/30 Miami
14	Green Bay	33	12/7 at Arizona
24	Pittsburgh (Thu)	41	12/14 Seattle
19	at Arizona	48	12/21 San Francisco
			12/28 at Atlanta

## San Diego Chargers

(Dallas Leads Series, 6-2)

Date	Site	Winner-Score	Att.
11/5/72	San Diego	Dallas, 34-28	54,476
10/26/80	Dallas	Dallas, 42-31	60,639
11/13/83	San Diego	San Diego, 23-24	46,192
11/16/86	San Diego	Dallas, 24-21	55,622
9/9/90	Dallas	Dallas, 17-14	48,063
10/15/95	San Diego	Dallas, 23-9	62,664
9/23/01	Dallas	San Diego, 21-32	63,430
9/11/05	San Diego	Dallas, 28-24	67,679

## SAN DIEGO CHARGERS

## 2007 Results (11-5)

14	Chicago	3
14	at New England	38
24	at Green Bay	31
16	Kansas City	30
41	at Denver	3
28	Oakland	14
35	Houston	10
17	at Minnesota	35
23	Indianapolis	21
17	at Jacksonville	24
32	Baltimore	14
24	at Kansas City	10
23	at Tennessee	17
51	Detroit	14
23	Denver	3
30	at Oakland	17

## 2008 Schedule

9/7	Carolina
9/14	at Denver
9/22	N.Y. Jets (Mon)
9/28	at Oakland
10/5	at Miami
10/12	New England
10/19	at Buffalo
10/26	at N. Orleans (Lon.)
11/2	BYE
11/9	Kansas City
11/16	at Pittsburgh
11/23	Indianapolis
11/30	Atlanta
12/4	Oakland (Thu)
12/14	at Kansas City
12/21	at Tampa Bay
12/28	Denver

## San Francisco 49ers

(San Francisco Leads Series, 16-14-1)

Date	Site	Winner-Score	Att.
11/20/60	Dallas	San Francisco, 14-26	10,000
11/10/63	San Francisco	San Francisco, 24-31	29,563
11/7/65	Dallas	Dallas, 39-31	33,677
12/16/67	San Francisco	San Francisco, 16-24	27,182
11/27/69	Dallas	Tie, 24-24	62,348
1/3/71**	San Francisco	Dallas, 17-10	59,625
1/2/72**	Dallas	Dallas, 14-3	66,311
11/23/72	Dallas	San Francisco, 10-31	65,124
12/23/72*	San Francisco	Dallas, 30-28	61,214
11/10/74	Dallas	Dallas, 20-14	50,018
12/12/77	San Francisco	Dallas, 42-35	55,848
9/9/79	San Francisco	Dallas, 21-13	56,728
10/12/80	Dallas	Dallas, 59-14	63,399
10/11/81	San Francisco	San Francisco, 14-45	57,574
1/10/82**	San Francisco	San Francisco, 27-28	60,525
12/19/83	San Francisco	San Francisco, 17-42	59,957
12/22/85	San Francisco	San Francisco, 16-31	60,114
10/15/89	Dallas	San Francisco, 14-31	61,077
11/11/90	Dallas	San Francisco, 6-24	62,966
1/17/93**	San Francisco	Dallas, 30-20	64,920
10/17/93	Dallas	Dallas, 26-17	65,999
1/23/94**	Dallas	Dallas, 38-21	64,902
11/13/94	San Francisco	San Francisco, 14-21	69,014
1/15/95**	San Francisco	San Francisco, 28-38	69,125
11/12/95	Dallas	San Francisco, 20-38	65,180

continued

## SAN FRANCISCO 49ers

## 2007 Results (4-12)

20	Arizona	17
17	at St. Louis	16
16	at Pittsburgh	37
3	Seattle	23
7	Baltimore	9
15	at N.Y. Giants	33
10	New Orleans	31
16	at Atlanta	20
0	at Seattle	24
9	St. Louis	13
37	at Arizona (OT)	31
14	at Carolina	31
7	Minnesota	27
20	Cincinnati	13
21	Tampa Bay	19
7	at Cleveland	20

## 2008 Schedule

9/7	Arizona
9/14	at Seattle
9/21	Detroit
9/28	at New Orleans
10/5	New England
10/12	Philadelphia
10/19	at N.Y. Giants
10/26	Seattle
11/2	BYE
11/10	at Arizona (Mon)
11/16	St. Louis
11/23	at Dallas
11/30	at Buffalo
12/7	N.Y. Jets
12/14	at Miami
12/21	at St. Louis
12/28	Washington

11/10/96	San Francisco	Dallas, 20-17 (OT)	68,919
11/2/97	San Francisco	San Francisco, 10-17	68,657
9/24/00	Dallas	San Francisco, 24-41	64,127
12/30/01	Dallas	Dallas, 27-21	64,366
12/8/02	Dallas	San Francisco, 27-31	64,097
9/25/05	San Francisco	Dallas, 34-31	68,247

2008

Nov. 23 at Dallas

\*NFC Divisional Playoff Game

\*\*NFC Championship Game

## Seattle Seahawks

(Dallas Leads Series, 6-5)

Date	Site	Winner-Score	Att.
10/3/76	Seattle	Dallas, 28-13	62,027
11/27/80	Dallas	Dallas, 51-7	57,540
12/4/83	Seattle	Dallas, 35-10	63,352
11/27/86	Dallas	Seattle, 14-31	58,023
10/11/92	Dallas	Dallas, 27-0	62,311
11/22/98	Dallas	Dallas, 30-22	64,142
12/16/01	Seattle	Seattle, 3-29	63,366
10/27/02	Dallas	Seattle, 14-17	63,854
12/6/04	Seattle	Dallas, 43-39	68,093
10/23/05	Seattle	Seattle, 10-13	67,046
1/6/07*	Seattle	Seattle, 20-21	68,058

2008

Nov. 27 at Dallas

\*NFC Wild Card Playoffs

## SEATTLE SEAHAWKS

## 2007 Results (10-6)

20	Tampa Bay	6
20	at Arizona	23
24	Cincinnati	21
23	at San Francisco	3
0	at Pittsburgh	21
17	New Orleans	28
33	St. Louis	6
30	at Cleveland (OT)	33
24	San Francisco	0
30	Chicago	23
24	at St. Louis	19
28	at Philadelphia	24
42	Arizona	21
10	at Carolina	13
27	Baltimore	6
41	at Atlanta	44

## 2008 Schedule

9/7	at Buffalo
9/14	San Francisco
9/21	St. Louis
9/28	BYE
10/5	at N.Y. Giants
10/12	Green Bay
10/19	at Tampa Bay
10/26	at San Francisco
11/2	Philadelphia
11/9	at Miami
11/16	Arizona
11/23	Washington
11/27	at Dallas (Thu)
12/7	New England
12/14	at St. Louis
12/21	N.Y. Jets
12/28	at Arizona

## Tampa Bay Buccaneers

(Dallas Leads Series, 9-3)

Date	Site	Winner-Score	Att.
10/2/77	Dallas	Dallas, 23-7	55,316
9/21/80	Dallas	Dallas, 28-17	62,750
1/2/82*	Dallas	Dallas, 38-0	64,848
11/21/82	Dallas	Dallas, 14-9	49,578
1/9/83**	Dallas	Dallas, 30-17	65,042
10/9/83	Dallas	Dallas, 27-24 (OT)	63,308
10/7/90	Dallas	Dallas, 14-10	60,076
10/21/90	Tampa	Dallas, 17-13	68,315
12/3/00	Tampa	Tampa Bay, 7-27	65,621

continued

## TAMPA BAY BUCCANEERS

## 2007 Results (9-7)

6	at Seattle	20
31	New Orleans	14
24	St. Louis	3
20	at Carolina	7
14	at Indianapolis	33
13	Tennessee	10
16	at Detroit	23
23	Jacksonville	24
17	Arizona	10
31	at Atlanta	7
19	Washington	13
27	at New Orleans	23
14	at Houston	28
37	Atlanta	3
19	at San Francisco	21
23	Carolina	31

## 2008 Schedule

9/7	at New Orleans
9/14	Atlanta
9/21	at Chicago
9/28	Green Bay
33	10/5 at Denver
10	10/12 Carolina
23	10/19 Seattle
24	10/26 at Dallas
11/2	11/2 at Kansas City
7	11/9 BYE
13	11/16 Minnesota
23	11/23 at Detroit
28	11/30 New Orleans
3	12/8 at Carolina (Mon)
21	12/14 at Atlanta
12/21	San Diego
12/28	Oakland



**Tampa Bay Buccaneers (cont.)**

Date	Site	Winner-Score	Att.
9/9/01	Dallas	Tampa Bay, 6-10	61,521
10/26/03	Tampa	Tampa Bay, 0-16	65,602
11/23/06	Dallas	Dallas, 38-10	63,183

2008 Oct. 26 at Dallas

\*NFC Divisional Playoff  
\*\*Super Bowl Tournament

**Tennessee Titans  
(Dallas Leads Series, 7-5)**

Date	Site	Winner-Score	Att.
12/20/70	Dallas	Dallas, 52-10	50,504
11/24/74	Houston	Dallas, 10-0	49,775
11/22/79	Dallas	Houston, 24-30	63,897
12/13/82	Houston	Dallas, 37-7	51,808
9/29/85	Houston	Dallas, 17-10	49,686
11/24/88	Dallas	Houston, 17-25	50,845
11/10/91	Houston	Houston, 23-26 (OT)	63,001
9/11/94	Dallas	Dallas, 20-17	64,402
11/27/97	Dallas	Tennessee, 14-27	63,421
12/25/00	Tennessee	Tennessee, 0-31	68,498
9/15/02	Dallas	Dallas, 21-13	62,527
10/1/06	Tennessee	Dallas, 45-14	69,143

**TENNESSEE TITANS**

**2007 Results (10-6)**

13	at Jacksonville	10
20	Indianapolis	22
31	at New Orleans	14
20	Atlanta	13
10	at Tampa Bay	13
38	at Houston	36
13	Oakland	9
20	Carolina	7
13	Jacksonville	28
20	at Denver	34
6	at Cincinnati	35
28	Houston	20
17	San Diego	23
26	at Kansas City	17
10	N.Y. Jets	6
16	at Indianapolis	10

**2008 Schedule**

9/7	Jacksonville
9/14	at Cincinnati
9/21	Houston
9/28	Minnesota
10/5	at Baltimore
10/12	BYE
10/19	at Kansas City
10/27	Indianapolis (Mon)
11/2	Green Bay
11/9	at Chicago
11/16	at Jacksonville
11/23	N.Y. Jets
11/27	at Detroit (Thu)
12/7	Cleveland
12/14	at Houston
12/21	Pittsburgh
12/28	at Indianapolis

**Washington Redskins  
(Dallas Leads Series 56-38-2)**

Date	Site	Winner-Score	Att.
10/9/60	Washington	Washington, 14-26	21,142
11/19/61	Dallas	Tie, 28-28	17,500
12/17/61	Washington	Washington, 24-34	21,451
9/16/62	Dallas	Tie, 35-35	15,730
11/4/62	Washington	Dallas, 38-10	49,888
9/29/63	Washington	Washington, 17-21	40,101
11/3/63	Dallas	Dallas, 35-20	18,838
9/20/64	Dallas	Dallas, 24-18	25,158
11/22/64	Washington	Washington, 16-28	49,219
9/26/65	Dallas	Dallas, 27-7	61,577
11/28/65	Washington	Washington, 31-34	50,205
11/13/66	Washington	Dallas, 31-30	50,927
12/11/66	Dallas	Washington, 31-34	64,198
10/8/67	Washington	Dallas, 17-14	50,566
11/19/67	Dallas	Washington, 20-27	75,538
11/17/68	Dallas	Dallas, 29-20	66,076
11/28/68	Washington	Dallas, 44-24	50,816
11/16/69	Washington	Dallas, 41-28	50,474
12/21/69	Dallas	Dallas, 20-10	56,924
11/22/70	Washington	Dallas, 45-21	50,415
12/6/70	Dallas	Dallas, 34-0	57,936
10/3/71	Dallas	Washington, 16-20	72,000
11/21/71	Washington	Dallas, 13-0	53,041
10/22/72	Washington	Washington, 20-24	53,039
12/9/72	Dallas	Dallas, 34-24	65,136
12/31/72*	Washington	Washington, 3-26	53,129
10/8/73	Washington	Washington, 7-14	54,314
12/9/73	Dallas	Dallas, 27-7	64,458
11/17/74	Washington	Washington, 21-28	54,395
11/28/74	Dallas	Dallas, 24-23	63,243
11/2/75	Washington	Washington, 24-30 (OT)	55,004
12/13/75	Dallas	Dallas, 31-10	61,091
10/31/76	Washington	Dallas, 20-7	55,004

12/12/76	Dallas	Washington, 14-27	59,916
10/16/77	Dallas	Dallas, 34-16	62,115
11/27/77	Washington	Dallas, 14-7	55,031
10/2/78	Washington	Washington, 5-9	55,031
11/23/78	Dallas	Dallas, 37-10	64,905
11/18/79	Washington	Washington, 20-34	55,031
12/16/79	Dallas	Dallas, 35-34	62,867
9/8/80	Washington	Dallas, 17-3	55,045
11/23/80	Dallas	Dallas, 14-10	58,809
9/6/81	Washington	Dallas, 26-10	55,045
11/22/81	Dallas	Dallas, 24-10	64,583
12/5/82	Washington	Dallas, 24-10	54,633
1/22/83*	Washington	Washington, 17-31	55,045
9/5/83	Washington	Dallas, 31-30	55,045
12/11/83	Dallas	Washington, 10-31	65,074
10/14/84	Washington	Washington, 14-34	55,431
12/9/84	Dallas	Washington, 28-30	64,286
9/9/85	Dallas	Dallas, 44-14	62,292
11/10/85	Washington	Dallas, 13-7	55,750
10/12/86	Dallas	Dallas, 30-6	63,264
11/23/86	Washington	Washington, 14-41	55,642
10/19/87	Dallas	Washington, 7-13	60,415
12/13/87	Washington	Washington, 20-24	54,882
10/9/88	Dallas	Washington, 17-35	63,235
12/11/88	Washington	Dallas, 24-17	51,526
9/24/89	Dallas	Washington, 7-30	63,200
11/5/89	Washington	Dallas, 13-3	53,187
9/23/90	Washington	Washington, 15-19	53,804
11/22/90	Dallas	Dallas, 27-17	60,355
9/9/91	Dallas	Washington, 31-33	63,025
11/24/91	Washington	Dallas, 24-21	55,561
9/7/92	Dallas	Dallas, 23-10	63,538
12/13/92	Washington	Washington, 17-20	56,437
9/6/93	Washington	Washington, 16-35	53,345
12/26/93	Dallas	Dallas, 38-3	64,497
10/2/94	Washington	Dallas, 34-7	55,394
11/20/94	Dallas	Dallas, 31-7	64,644
10/1/95	Washington	Washington, 23-27	55,489
12/3/95	Dallas	Washington, 17-24	64,866
11/28/96	Dallas	Dallas, 21-10	64,955
12/22/96	Washington	Washington, 10-37	56,454
10/13/97	Washington	Washington, 21-16	76,159
11/16/97	Dallas	Dallas, 17-14	64,559
10/4/98	Washington	Dallas, 31-10	72,884
12/27/98	Dallas	Dallas, 23-7	63,565
9/12/99	Washington	Dallas, 41-35 (OT)	79,237
10/24/99	Dallas	Dallas, 38-20	64,377
9/18/00	Washington	Dallas, 27-21	84,431
12/10/00	Dallas	Dallas, 32-13	63,467
10/15/01	Dallas	Dallas, 9-7	63,941
12/2/01	Washington	Dallas, 20-14	85,112
11/28/02	Dallas	Dallas, 27-20	63,606
12/29/02	Washington	Washington, 14-20	84,142
11/2/03	Dallas	Dallas, 21-14	64,002
12/14/03	Washington	Dallas, 27-0	70,284
9/27/04	Washington	Dallas, 21-18	90,367
12/26/04	Dallas	Dallas, 13-10	63,705
9/19/05	Dallas	Washington, 13-14	65,207
12/18/05	Washington	Washington, 7-35	90,588
9/17/06	Dallas	Dallas, 27-10	63,153
11/5/06	Washington	Washington, 19-22	90,250
11/18/07	Dallas	Dallas, 28-23	63,706
12/30/07	Washington	Washington, 6-27	90,910

2008 Sept. 28 at Dallas  
2008 Nov. 16 at Washington  
\*NFC Championship Game

**WASHINGTON REDSKINS**

2007 Results (9-7)			2008 Schedule		
16	Miami (OT)	13	9/4	at N.Y. Giants (Thu)	
20	at Philadelphia (Mon)	12	9/14	New Orleans	
17	N.Y.	24	9/21	Arizona	
34	Detroit	3	9/28	at Dallas	
14	at Green Bay	17	10/5	at Philadelphia	
21	Arizona	19	10/12	St. Louis	
7	at New England	52	10/19	Cleveland	
23	at N.Y. Jets (OT)	20	10/26	at Detroit	
25	Philadelphia	33	11/3	Pittsburgh (Mon)	
23	at Dallas	28	11/9	BYE	
13	at Tampa Bay	19	11/16	Dallas	
16	Buffalo	17	11/23	at Seattle	
24	Chicago (Thu)	16	11/30	N.Y. Giants	
22	at N.Y.	10	12/7	at Baltimore	
32	at Minnesota	21	12/14	at Cincinnati	
27	Dallas	6	12/21	Philadelphia	
			12/28	at San Francisco	

# Cowboys in the Hall of Fame

Ten members of the Pro Football Hall of Fame in Canton, Ohio, have been elected based on their accomplishments with the Cowboys – Bob Lilly in 1980, Roger Staubach in 1985, Tom Landry in 1990, Tex Schramm in 1991, Tony Dorsett and Randy White in 1994, Mel Renfro in 1996 and Troy Aikman and Rayfield Wright in 2006 and Michael Irvin in 2007. In addition, six other players with ties to the Cowboys have also been enshrined in Canton: Herb Adderley, Lance Alworth, Mike Ditka, Forrest Gregg, Tommy McDonald, and Jackie Smith.



# 8

★ TROY AIKMAN ★  
 Quarterback, 1989-2000  
 INDUCTED – 2006

In 12 NFL seasons, Troy Aikman became one of the game's great quarterbacks. As just the third player in NFL history to lead a team to three Super Bowl victories, Aikman rewrote virtually every passing record in Cowboys' history. He closed his career with 94 regular season wins, including 90 in the decade of the 1990s – making him the winningest starting quarterback of any decade in NFL history (Joe Montana held the record with 86 wins in the 1980s).

Along with that mark, Aikman holds or is tied for 47 Dallas passing records, including the club's career records for attempts (4,715), completions (2,898), passing yards (32,942), touchdowns (165) and completion percentage (61.5% – third best in NFL history at the time of his retirement). He also posted a club-high 13 regular season 300-yard passing games during his career.

Along the way to these marks, Aikman guided Dallas from the cellar of 1-15 in 1989 to six NFC East titles (1992-96 and 1998), four NFC Championship Games (1992-95) and three Super Bowl titles (XXVII, XXVIII and XXX). He was one of the game's most accurate passers, completing at least 60 percent of his passes in 98-of-165 career games. In the postseason, he reached the 60% completion mark in 12-of-16 games. He completed 70 percent or more of his passes 42 times in his career, with Dallas posting a 37-5 record in those games, and he produced the top six single-season completion percentages in club history.

With his passing accuracy, Aikman was able to establish a club-record with a career interception rate of 2.99%. Although not known for his fleet feet, Aikman successfully ran for a first down 49-of-72 times on third or fourth down during career. That ability to avoid the sack also allowed him to post the highest career pass attempts per sack ratio (19.2) in team history. Despite winning just one of his first 15 NFL starts, Aikman went on to start a club-record 180 games (165 regular season) at quarterback and post a 105-75 (.583) record, which includes an impeccable 11-4 mark in the postseason – 3-0 in the Super Bowl.

For his career, Aikman led the Cowboys from behind 16 times in the fourth quarter, including six times in the final two minutes. Another six times, he led the team to wins after the score was tied in the fourth quarter. Five of his game-winning drives came in overtime.

In the postseason Aikman truly shined. His four 300-yard passing days were the third best total in NFL history, and he holds the club records for postseason pass attempts (502), completions (320), yards (3,849), and completion percentage (63.7%). In addition, Aikman's 23 career postseason passing touchdowns was just one shy of Staubach's club record of 24.

The first overall choice in the 1989 draft out of UCLA, Aikman completed 64.8 percent of his passes for 5,298 yards and 41 touchdowns while throwing only 17 interceptions in two seasons as the starter. He finished his career as the third rated passer in NCAA history. The All-America led the Bruins to a 20-4 record, including wins in the 1987 Aloha Bowl and the 1989 Cotton Bowl. He transferred to UCLA after two seasons at Oklahoma (1984-85).


Aikman was born Nov. 21, 1966 in West Covina, Calif.

### AIKMAN'S ACCOMPLISHMENTS:

- ★ 6-Time Pro Bowl
  - ★ MVP of Super Bowl XXVII
  - ★ Super Bowl XXVII, XXVIII and XXX titles
  - ★ 3 NFC Titles
- ★ 6 NFC East Titles
  - ★ 1997 NFL Man of the Year
  - ★ Holds or is tied for 47 club passing records
  - ★ UCLA Hall of Fame

### AIKMAN'S CAREER PASSING STATISTICS

Year	Starting Record	Att.	Comp.	Yards	Pct.	TD	Int.	Long	Sacks/Yards	Rating
1989	.....0-11	293	155	1,749	52.9	9	18	751	19/155	55.7
1990	.....7-8	399	226	2,579	56.6	11	18	611	39/288	66.6
1991	.....7-5	363	237	2,754	65.3	11	10	611	32/224	86.7
1992	.....13-3	473	302	3,445	63.8	23	14	871	23/112	89.5
1993	.....11-3	392	271	3,100	69.1	15	6	801	26/153	99.0
1994	.....10-4	361	233	2,676	64.5	13	12	901	14/59	84.9
1995	.....12-4	432	280	3,304	64.8	16	7	501	14/89	93.6
1996	.....10-5	465	296	3,126	63.7	12	13	611	18/120	80.1
1997	.....6-10	518	292	3,282	56.4	19	12	641	33/269	78.0
1998	.....7-4	315	187	2,330	59.4	12	5	671	9/58	88.5
1999	.....7-7	442	263	2,964	59.5	17	12	901	19/130	81.1
2000	.....4-7	262	156	1,632	59.5	7	14	481	13/91	64.3
Totals	..94-71	4,715	2,898	32,942	61.5	165	141	901	259/1,748	81.6



# 33

## ★ TONY DORSETT ★ Running Back, 1977-87 INDUCTED - 1994

Tony Dorsett arrived in Dallas in 1977 via a draft-day deal the Cowboys swung with the Seattle Seahawks for the sole intention of selecting the Heisman Trophy winner from the University of Pittsburgh. Then Cowboys president and General Manager Tex Schramm paid what seemed like a bundle for the right to draft Dorsett: One first-round, and three second-round choices. As his 11-career turned out in Dallas, a steal of a deal for an eventual Pro Football Hall of Fame player.

The Dorsett deal paid dividends in his very first year with the Cowboys, the four-time All-American picking up where he left off in college, rushing for 1,007 yards to earn NFL Offensive Rookie of the Year honors and set the rushing bar for rookie running backs in Dallas.

"A lot of the people said I wouldn't last in this league," Dorsett said in 1987. "I was the skinny little kid from Aliquippa, Pa., who wasn't supposed to make it."

Dorsett did make it, in fact he became one of the greatest running backs in NFL history. On Sept. 26, 1988 while playing his final NFL season with the Denver Broncos, Dorsett moved into second place on the NFL all-time rushing list with 12,306 rushing yards, and eventually finished his career with 12,739 yards. At the time, Dorsett trailed only Walter Payton when he retired after suffering a knee injury the following summer, but now ranks fifth behind Payton, Emmitt Smith, Barry Sanders and Eric Dickerson.

By the time Dorsett completed his 12-year career, he had collected a victory in Super Bowl XII, four Pro Bowl selections, one All-Pro honor and three All-NFC selections.

One of the most notable moments of Dorsett's career came on Jan. 2, 1983, before a Monday Night Football television audience playing against the Minnesota Vikings. Dorsett received a handoff from quarterback Danny White and proceeded to run 99-yards for a touchdown, thus recording an unbreakable NFL record. Dorsett's greatest season came in 1981 when he rushed for 1,646 yards, a franchise record at the time, a total that now ranks third to only Emmitt Smith's two, 1,700-yard seasons.

"When he came to us, we hadn't had a strong running attack for about three years," Hall of Fame quarterback Roger Staubach once said. "Tony Dorsett is one of the greatest backs in NFL history."

Dorsett was the Heisman Trophy winner in 1976 and was the first Pitt football player to have his jersey retired. Dorsett left Pitt as a four-time All-American and four-time 1,000-yard rusher. His final collegiate highlight was a 27-3 victory over Georgia in the Sugar Bowl to claim the national title.

In 1994 Dorsett became the ninth Cowboys player inducted into the Ring of Honor, and that same year he was inducted into the Pro Football Hall of Fame.


He was born April 7, 1954, in Rochester, Pa.

### DORSETT'S ACCOMPLISHMENTS:

- ★ 4-Time Pro Bowl
- ★ 1-Time All-Pro
- ★ NFL Offensive Rookie of the Year
- ★ 3 All-NFC selections
- ★ Super Bowl XII Title
- ★ NFL Record 99-yard TD Run (Jan. 3, 1983 at Minnesota)
- ★ 5th All-Time NFL Career Rushing (12,739)
- ★ 1976 Heisman Trophy (University of Pittsburgh)

### DORSETT'S COWBOYS TOTALS

Year Team	GP	Att	Yds	RUSHING			RECEIVING				
				Avg	Long	TD	Rec	Yds	Avg	Long	TD
1977 (Dallas)	14	208	1,007	4.8	84	12	29	273	9.4	23	1
1978 (Dallas)	16	290	1,325	4.6	63	7	37	378	10.2	91	2
1979 (Dallas)	14	250	1,107	4.4	41	6	45	375	8.3	32	1
1980 (Dallas)	15	278	1,185	4.3	56	11	34	263	7.7	27	0
1981 (Dallas)	16	342	1,646	4.8	75	4	32	325	10.2	73	2
1982 (Dallas)	9	177	745	4.2	99	5	24	179	7.5	18	0
1983 (Dallas)	16	289	1,321	4.6	77	8	40	287	7.2	24	1
1984 (Dallas)	16	302	1,189	3.9	31	6	51	459	9.0	68	1
1985 (Dallas)	16	305	1,307	4.3	60	7	46	449	9.8	56	3
1986 (Dallas)	13	184	748	4.1	33	5	25	267	10.7	30	1
1987 (Dallas)	12	130	456	3.5	24	1	19	177	9.3	33	1
1988 (Denver)	16	181	703	3.9	26	5	16	122	7.6	16	0
<b>Totals</b>	<b>173</b>	<b>2,936</b>	<b>12,739</b>	<b>4.3</b>	<b>991</b>	<b>77</b>	<b>398</b>	<b>3,554</b>	<b>8.9</b>	<b>911</b>	<b>13</b>



**88**

★ **MICHAEL IRVIN** ★  
**Wide Receiver, 1988-99**  
**INDUCTED – 2007**

Despite having his career cut short due to a spine injury, Michael Irvin left the NFL following the 1999 season owning or tied for 20 Cowboys receiving records. Those marks included career receptions (750), yardage (11,904) and 100-yard receiving games (47). During his illustrious career, Irvin also etched his name in the NFL record books. In league history, only Jerry Rice (12) and Steve Largent (8) had recorded more 1,000-yard receiving seasons than the seven produced by Irvin at the time of his retirement. His 11 100-yard receiving games during the 1995 season is still the NFL standard, as is the seven consecutive 100-yard games he produced that same year. Irvin's 47 career 100-yard receiving games still stands as the third most in NFL history, behind Rice (65) and Don Maynard (50), and the Cowboys posted a 36-11 record when Irvin topped the 100-yard mark. In the 1990s, Irvin's consistent ability to achieve at the highest level established his place among the game's elite receivers. He finished his career tied with Charlie Joiner for tenth in NFL history on the all-time reception list, and he was ninth in league history in receiving yardage.

Irvin was selected to five Pro Bowls between 1991-98, giving him two more Pro Bowl appearances than any other wide receiver in club history. He is the only Cowboys player to top 75 catches in five straight seasons (1991-1995), and his reception and yardage totals for six of the years between 1991-98 represent six of the top nine single-season performances in club history: 1997 (75 receptions for 1,180 yards); 1995 (111 for 1,603); 1994 (79 for 1,241), 1993 (88 for 1,330), 1992 (78 for 1,396) and 1991 (93 for 1,523). Irvin also stands alone as the club record holder in terms of most consecutive seasons leading the team in receptions (eight, 1991-98) and most total seasons leading the club in receptions (eight). He led or tied for the team lead in catches in 85 of his last 130 regular season games. Including playoff games, he had a catch of 20-yards-or-more in 121 of the 175 NFL games he played. Irvin's career receiving average of 15.9 is the fourth highest in team history, and he is second on the club's all-time receiving touchdown list with 65 - trailing only Bob Hayes (71).

Of his 750 career regular season catches, 95 went for 20-29 yards, 38 for 30-39, 18 for 40-49, 10 for 50-59 and nine for 60 yards-or-more. After entering the League in 1988, he started 147-of-159 regular season games (163-of-175 including playoffs). Irvin did not miss a start due to injury after the 1990 season, when he was overcoming a 1989 knee injury. Always a clutch performer, he became Troy Aikman's go-to-guy on third or fourth down and prospered, leading the team in catches on third or fourth down for first downs in '92 (22), '93 (16), '94 (20), '95 (27), '97 (23) and '98 (16). He had 165 first down catches on third or fourth down in his last 121 games and 185 after returning from the knee injury in 1990.

His performance in the postseason was every bit as impressive as his consistent play throughout the regular season. His six career 100-yard receiving days in the postseason are two shy of the NFL mark of eight by Jerry Rice. Irvin's 87 postseason receptions place him second in NFL playoff history behind Rice (151) and his 1,315 postseason receiving yards also ranks second in league annals behind Rice (2,245).

Irvin was the 11th overall choice in 1988 draft out of Miami, Florida, where in just three seasons as a starter he set career records for catches (143), receiving yards (2,423) and touchdown receptions (26).

Irvin was born March 3, 1966.

**IRVIN'S ACCOMPLISHMENTS:**

- ★ 5-Time Pro Bowler
- ★ Super Bowl XXVII, XXVIII and XXX titles
- ★ 3 NFC Titles
- ★ 6 NFC East Titles

- ★ Holds or ties for 20 club receiving records
- ★ 1991 NFL Alumni Wide Receiver of the Year
- ★ 1992 Pro Bowl Most Valuable Player
- ★ Set an NFL record with 11 100-yard receiving games in 1995

**IRVIN'S COWBOYS TOTALS**

Year	No	RECEIVING			Long	TD
		Yds	Avg			
1988.....	32	654	20.4	61t	5	
1989.....	26	378	14.5	65t	2	
1990.....	20	413	20.7	61t	5	
1991.....	93	1,523	16.4	66t	8	
1992.....	78	1,396	17.9	87t	7	
1994.....	79	1,241	15.7	65t	6	
1995.....	111	1,603	14.4	50	10	
1996.....	64	962	15.0	61	2	
1997.....	75	1,180	15.7	55	9	
1998.....	74	1,057	14.3	51	1	
1999.....	10	167	16.7	37t	3	
<b>Totals.....</b>	<b>750</b>	<b>11,904</b>	<b>15.9</b>	<b>87t</b>	<b>65</b>	





★ **TOM LANDRY** ★  
**Head Coach, 1960-88**  
**INDUCTED - 1990**

Tom Landry paced the sidelines as the "only head coach" in Dallas Cowboys history for 29 years in his trademark fedora. By the time Landry's coaching career ended following the 1988 season, he had compiled a 270-178-6 record, the third most wins in NFL history.

That distinguished career was good enough for Landry to gain entry into the Pro Football Hall of Fame in 1990 and the Cowboys Ring of Honor in 1993, thanks to leading the Cowboys to two Super Bowl titles, five Super Bowl appearances, five NFC Championships, 13 division titles and an incredible 20 consecutive winning seasons.

"This team has always played for me," Landry said. "That was the key to why I continued coaching. If they wouldn't play for me, I would have been out a long time ago. They always played hard and tried hard."

Landry's head coaching career did not start out very smoothly, coming over from the N.Y. Giants staff to take over the expansion Cowboys in 1960. That first year ended with an 0-11-1 in 1960, the tie coming against Landry's former team the Giants, preventing the Cowboys from going winless. The Cowboys went on to suffer through losing seasons in the first five years, before going 7-7 in 1965.

But from that point on, Landry turned the franchise into "America's Team," the Cowboys reeling off 20 consecutive winning seasons from 1966-85, one of the longest winning streaks in all of professional sports.

As a player-coach with the Giants before coming to the Cowboys, Landry helped to develop what would eventually become a base defense in the NFL, the 4-3. It was innovations like this that caught the attention of Cowboys owner Clint Murchison Jr. and president Tex Schramm when it came time to select the franchise's first head coach.

As head coach of the Cowboys, Landry introduced more innovations to the game, including offensive motion. Very seldom did the Cowboys run a play from the formation they initially lined up in after breaking the huddle. Landry brought back the shotgun formation, popularized situational substitutions and concocted the "Flex" defense.

Walking the sidelines characteristically stoic, Landry was always thinking a couple of plays ahead and what the long-term effects of each play he called might be. He coached football as if it were a chess match, positioning his team in the best way to win in the end. And in the end, no one coached with more success for a longer period of time than Landry. That success was the impetus for Landry's induction into Pro Football Hall of Fame less than two years after he coached his last game.

The legendary coach, born Sept. 11, 1924, in Mission, Texas, died Feb. 12, 2000 of leukemia.

**LANDRY'S ACCOMPLISHMENTS:**

- ★ 20 Consecutive Winning Seasons (1966-85)
- ★ Super Bowl VI and XII Titles
- ★ 2 NFL Championship game appearances
- ★ 5 NFC Titles
- ★ 13 Divisional Titles
- ★ 1966 NFL Coach of the Year
- ★ 1975 NFC Coach of the Year

**LANDRY'S CAREER STATISTICS**

Year	W	L	T	Pct	Place	Playoff
1960	0	11	1	.000	7 NFL-E	-
1961	4	9	1	.308	6 NFL-E	-
1962	5	8	1	.385	5 NFL-E	-
1963	4	10	0	.286	5 NFL-E	-
1964	5	8	1	.385	5 NFL-E	-
1965	7	7	0	.500	2 NFL-E	-
1966	10	3	1	.769	1 NFL-E	**0-1
1967	9	5	0	.643	1 NFL-Cap	**1-1
1968	12	2	0	.857	1 NFL-Cap	0-1
1969	11	2	1	.846	1 NFL-Cap	0-1
1970	10	4	0	.714	1 NFC-E	*2-1
1971	11	3	0	.786	1 NFC-E	*3-0
1972	10	4	0	.714	2 NFC-E	1-1
1973	10	4	0	.714	1 NFC-E	1-1
1974	8	6	0	.571	3 NFC-E	-
1975	10	4	0	.714	2 NFC-E	*2-1
1976	11	3	0	.786	1 NFC-E	0-1
1977	12	2	0	.857	1 NFC-E	*3-0
1978	12	4	0	.750	1 NFC-E	*2-1
1979	11	5	0	.688	1 NFC-E	0-1
1980	12	4	0	.750	2 NFC-E	2-1
1981	12	4	0	.750	1 NFC-E	1-1
1982	6	3	0	.667	2 NFC***	2-1
1983	12	4	0	.750	2 NFC-E	0-1
1984	9	7	0	.563	4 NFC-E	-
1985	10	6	0	.625	1 NFC-E	0-1
1986	7	9	0	.438	3 NFC-E	-
1987	7	8	0	.467	2 NFC-E	-
1988	3	13	0	.188	5 NFC-E	-
<b>Total</b>	<b>250</b>	<b>162</b>	<b>6</b>	<b>.605</b>		<b>20-16</b>

\* Super Bowl Appearance    \*\* NFL Championship Game Appearance    \*\*\* NFL strike-shortened season

STAFF  
 PLAYERS  
 2007 SEASON  
 RECORDS  
 PLAYOFF RECORDS  
 HALL OF FAME  
 SIDELINES



74

★ BOB LILLY ★  
Defensive Tackle, 1961-74  
INDUCTED – 1980

Before earning the nickname "Mr. Cowboy," Bob Lilly was the first player ever drafted by the Dallas Cowboys in 1961. So it is fitting that Lilly not only became the first Cowboys player inducted into the Ring of Honor in 1975, but also became the franchise's first player inducted into the Pro Football Hall of Fame in 1980.

During the course of 14 seasons with the Cowboys, Lilly was named Rookie of the Year in 1961, was selected to the Pro Bowl a club-record 11-times – 10 consecutive selections between 1964-74 – was named to the All-Pro team seven times and played in two Super Bowls, including the club's very first Super Bowl victory, 24-3 over Miami in Super Bowl VI.

As the foundation of the famed "Doomsday Defense," Lilly's intensity was readily apparent in an infamous scene after the Cowboys Super Bowl V loss to the Baltimore Colts when he ripped his helmet off and hurled it into the air. The following year, the Lilly-led Cowboys defense held Miami to only a field goal in Super Bowl VI, the fewest points ever given up in Super Bowl history.

"The competition is what I love," Lilly once said. "That makes me a lot more intense. Personalities don't enter into it at all. My objective is to get the man with the ball. Nobody better get in my way."

Lilly is the Cowboys' all-time leader in consecutive games played at 196, is tied for second with 14 seasons played and second all-time with 194 games started. Lilly led the Cowboys in sacks three consecutive years, beginning with his rookie season.

"A man like that comes along once in a lifetime," late Cowboys head coach Tom Landry said in 1972. "He is something a little bit more than great. Nobody is better than Bob Lilly."

Lilly was a two-time All-American defensive end at Texas Christian University and a two-time all-Southwest Conference team selection.


He was born July 26, 1939, in Olney, Texas.

#### LILLY'S ACCOMPLISHMENTS:

- ★ 11-Time Pro Bowl (Franchise Record)
- ★ 7-Time All-Pro
- ★ NFL 75th Anniversary Team
- ★ AFL-NFL 25-year Anniversary Team
- ★ National Football Foundation Hall of Fame
- ★ Super Bowl VI Title
- ★ 2 NFC Titles
- ★ 4 Eastern Conference Titles
- ★ November 23, 1975 declared "Bob Lilly Day" in Dallas, Texas
- ★ College Football Hall of Fame



**Bob Lilly** was the first Cowboys player inducted into the Pro Football Hall of Fame in 1980.



**20**

★ MEL RENFRO ★  
**Defensive Back, 1964-77**  
**INDUCTED - 1996**

Mel Renfro first came to the Cowboys a highly-acclaimed running back out of the University of Oregon. But Cowboys head coach Tom Landry saw Renfro as a defensive back when they selected him in the second round of the 1964 draft.

And what a defensive back he was, becoming arguably the best safety-cornerback during his 14-year career to ever play for the Cowboys, and one of the best to

ever play in the NFL. His 52 career interceptions and 26.4-yard career kickoff-return average still stand as team records, both a tribute to his running ability.

The NFL certainly got to know Renfro in a hurry, having been elected to the Pro Bowl in each of his first 10 seasons in the NFL – the first six at free safety and the final four at cornerback. His 10 Pro Bowl appearances is second to only Bob Lilly's 11 for the Cowboys.

On top of his 10 Pro Bowls, Renfro was a four-time All-Pro, playing in four Super Bowls and eight NFC Championships. He became the fifth member of the exclusive Ring of Honor in 1981, and was finally elected to the Pro Football Hall of Fame in 1996 in his 14th year of eligibility.

Renfro's 14 seasons with the Dallas Cowboys ties him for second in club history, just one shy of the record. While at Oregon, Renfro led the team in rushing three consecutive years and was a two-time All-American. Despite coming to the NFL as an acclaimed runner, Renfro only ran the ball eight times during his career, all in 1966. Landry saw a free safety first, Renfro spending his first six seasons at safety and the final eight at corner.

In the middle of Renfro's All-Pro 1969 season, Landry was uncharacteristically complimentary toward one of his players, calling him "the best in the league at free safety."

But the Cowboys certainly figured out a way to capitalize on Renfro's running ability, having him return punts and kickoffs early in his career. He led the NFL in kickoff and punt returns his rookie season, and had seven interceptions, returning one for a touchdown. Renfro still is tied for the franchise lead with two career touchdown returns, and his 30-yard kick-off return average in 1965 still remains as the single-season high.

But it was interceptions Renfro was best known for during his career. In his first six years at free safety, Renfro totaled 30 interceptions. His interception totals declined somewhat when Landry moved him to cornerback for good in 1970. The decline had more to do with quarterbacks' reluctance to throw his way than any diminishing skills or quickness. His 626 interception return yards still stands as a career record for the Cowboys.

That 1971 Pro Bowl possibly was the greatest indication of Renfro's all-round ability. Not only did he play cornerback, but he also returned two punts for touchdowns, leading the NFC to a 27-6 win and earning the game's Most Valuable Player award.

He was born Dec. 30, 1941, in Houston, Texas.

**RENFRO'S ACCOMPLISHMENTS:**

- ★ 4-Time All-Pro
- ★ 10-Time Pro Bowl
- ★ 3-Time All-NFC
- ★ Cowboys Career Record 52 interceptions
- ★ Cowboys Career Record 26.4-yard kickoff-return average
- ★ Cowboys Career Record 626 interception return yards
- ★ Super Bowl VI and XII Titles
- ★ 4 NFC Championships
- ★ 9 Division Titles
- ★ Consensus All-American, 1962

**RENFRO'S CAREER STATISTICS**

	Kickoff Returns				
	No.	Yds.	Avg.	Long	TD
Totals	85	2246	26.4	100	2
	Fum. Rec.	TD			
Totals	12	3			

	Punt Returns				
	No.	Yds.	Avg.	Long	TD
Totals	109	842	7.7	69	1
	Interceptions				
	No.	Yds.	Avg.	TD	
Totals	52	626	12	3	

\*Official tackle and sack stats not tabulated until 1979.

★ **TEX SCHRAMM** ★  
Cowboys President and General Manager  
1959-1989  
INDUCTED - 1991



Texas Earnest Schramm Jr., better known as "Tex," rose to Professional Football Hall of Fame status during his 29 seasons as president and general manager of the Dallas Cowboys, turning a 1960 expansion franchise in Dallas into one of the most successful franchises in NFL history.

With Schramm overseeing the birth and growth of the Cowboys organization, the team reached five Super Bowls, winning two, made 18 playoff appearances and compiled an NFL-record 20 consecutive winning seasons, one of the longest such streaks in all of professional sports.

Schramm was an NFL pioneer and innovator. Under his watch, the Dallas Cowboys were always on the cutting edge with revolutionary ideas and visions. He was instrumental in creating the Dallas Cowboys Cheerleaders, the first of their kind in professional football, developing the Cowboys' Ring of Honor and bringing an annual Cowboys Thanksgiving Day game to the nation.

Schramm's work was not just focused on the Dallas Cowboys, as his tireless efforts changed the face of the entire NFL. He was a driving force behind the development and implementation of instant replay, giving the head referee a microphone for penalty announcements, shortening the play-clock and helping to develop the wild-card playoff system.

A tough negotiator, Schramm was the engineer in building the Cowboys foundation from the ground up. His tough stance in labor negotiations was also evident in his support for using replacement players during the 1987 NFL strike. After just three weeks, the move proved successful and the players returned to work. The benefits of this would be apparent in future years as lasting labor peace was reached with the NFL Players Association in 1992 and has continued since.

His position as chairman of the NFL Competition Committee from 1966 to 1988 aided his innovative efforts. Schramm's impact on the league was widespread, and probably his most cherished legacy since the one-time TV-executive at CBS who first came up with the idea of televising the Winter Olympics in 1960 from Squaw Valley was such a firm believer in preserving and making history.

One of Schramm's most significant accomplishments in the NFL was coordinating the merger of the established NFL and the fledgling American Football League in 1966, holding what amounted to as secret meetings with Kansas City Chiefs owner Lamar Hunt at the insistence of NFL Commissioner Pete Rozelle.

The merger of the two warring leagues led to what became known as the Super Bowl, and when the leagues combined in 1970, the most powerful sports league in the world.

After Schramm departed the Cowboys in 1989 when Jerry Jones bought the club, he went international, becoming president of the upstart World League of American Football, later to become known as NFL Europe. He was inducted into the Pro Football Hall of Fame in 1991.

"I'm not one of the great athletes like the men behind me," a jubilant Schramm said during his Hall of Fame induction speech. "But I'm thrilled to be standing in front of them. Many of the men in here were my heroes. To be rubbing shoulders with them, it's beyond my comprehension."

In all, Schramm spent 44 years of his life in professional football, starting as a sportswriter for the Austin American-Statesman in 1947 - a natural step for the California-born Schramm who earned a bachelor's degree in journalism from the University of Texas. Schramm spent 10 seasons with the Los Angeles Rams (1947-56), where Schramm first came in contact with Rozelle, who Schramm hired to be the Rams public relations director in 1952. Schramm then spent a brief period (1957-59) at CBS before being hired by Clint Murchison in 1959 to oversee the startup of the Dallas expansion franchise.

Schramm was born on June 2, 1920, in San Gabriel, Calif.

### TEX SCHRAMM'S NFL LEGACY


During Schramm's 25 years as chairman of the NFL's Competition Committee, the NFL implemented the following:

Year	Contribution
1970	Moved the official game time to the scoreboard clock
1972	Moved the hash marks toward the center of the field to aid offense
1974	Implemented stricter pass defense rules to influence scoring
1974	Moved goalposts from the goal line to the end line for safety and to help offensive play
1974	Developed the sudden-death overtime concept for breaking ties
1975	Gave the referee a microphone to announce calls to the crowd and TV audiences
1977	Made defensive linemen's head slaps illegal
1979	Implemented the in-the-grasp rule to protect quarterbacks
1986	Instituted Instant Replay to aid officials
	Enabled Quarterbacks to stop the clock by throwing the ball directly into the ground



★ ROGER STAUBACH ★  
 Quarterback, 1969-79  
 INDUCTED - 1985

12



Good things come to those who wait, and certainly the Dallas Cowboys patience in the mid-60's was supremely rewarded, landing one of the best players in franchise history because they were willing to wait for Roger Staubach to fulfill his military commitment.

For that five years of patience, the Cowboys landed the guy who became better known as "Roger The Dodger" over the next 11 years when he was selected to six Pro Bowls - including five consecutively - and was named the NFL Players Association Most Valuable Player in 1971. Staubach led the NFL in passing four times and was selected to the All-NFC team four times.

"He is one of the finest to ever play the game," Green Bay Packers Quarterback Bart Starr once said of Staubach. "I think if I had some of that Staubach competitiveness, I'd have been much better."

Staubach, the 1963 Heisman Trophy winner, was drafted by the Dallas Cowboys in 1964 from the Naval Academy, but did not join the team until 1969 due to his Navy commitment. Former president and general manager Tex Schramm signed Staubach to a futures contract in a hotel room in 1964, actually scribbling out the details on a legal-sized tablet that would have Staubach paid annually to participate in training camp practices when he had enough leave built up.

The 1963 Heisman Trophy winner showed up in Dallas as a 27-year-old rookie, but in those 11 seasons still managed to carve out the franchise's all-time leading quarterback rating of 83.42 and became a four-time NFL passing champion. But Staubach almost became better known for his scrambling ability, and to this day ranks eighth on the Cowboys' all-time rushing list with 2,264 yards.

Staubach owns the second-most passing yards in club history, 22,700, and his 3,586 in 1979 still ranks as the second most passing yards in a single season for the Cowboys. He also still leads the club with a career average of 7.67 yards per attempt, and his three 300-yard passing performances in 1979 has him tied for the single-season lead with Don Meredith and Danny White.

Staubach also became known as "Captain Comeback" for his 23 fourth-quarter come-from-behind victories in regular season and playoff games, including 14 in the final two minutes or overtime. Never was this more apparent than in a 1975 playoff game against the Minnesota Vikings when Staubach connected with wide receiver Drew Pearson on a desperation 50-yard "Hail Mary" touchdown pass that knocked the Vikings out of the playoffs.

"You could never defeat Roger mentally or physically," late Cowboys head coach Tom Landry said in 1983. "He was like that in a game, in practice, or in the business world."

Staubach ended his Cowboys career with four Super Bowl appearances, including wins in Super Bowls VI and XII. In Super Bowl VI, Staubach was named the game's Most Valuable Player.

Following the 1979 season, Staubach retired, fearing the after-effects of recurring concussions.

In 1983, Staubach became the sixth member of the Dallas Cowboys Ring of Honor and two years later was inducted into the Pro Football Hall of Fame.

He was born Feb. 5, 1942, in Cincinnati, Ohio.

STAUBACH'S ACCOMPLISHMENTS:

- ★ 6-Time Pro Bowl
- ★ 4-Time NFL Passing Champion
- ★ MVP of Super Bowl VI
- ★ Super Bowl VI and XII Titles
- ★ 5 NFC Titles
- ★ 7 Division Titles
- ★ 1979 Byron "Whizzer" White Award
- ★ 1971 NFL Players Association Most Valuable Player
- ★ 1971 Bert Bell Award
- ★ 1975 Vince Lombardi Sportsman of the Year
- ★ 1963 Heisman Trophy
- ★ 1963 Walter Camp Memorial Trophy
- ★ 1965 Naval Academy Athletic Association Sword

STAUBACH'S CAREER PASSING STATISTICS

Year	G	Att	Comp	Comp %	Yds	YPA	TD	Int	Rating
1969	6	47	23	48.9	421	8.96	1	2	69.5
1970	8	82	44	53.7	542	6.61	2	8	42.9
1971	13	211	126	59.7	1882	8.92	15	4	104.8
1972	4	20	9	45.0	98	4.90	0	2	20.4
1973	14	286	179	62.6	2,428	8.49	23	15	94.6
1974	14	360	190	52.8	2,552	7.09	11	15	68.4
1975	13	348	198	56.9	2,666	7.66	17	16	78.5
1976	14	369	208	56.4	2,715	7.36	14	11	79.9
1977	14	361	210	58.2	2,620	7.26	18	9	87.0
1978	15	413	231	55.9	3,190	7.72	25	16	84.9
1979	16	461	267	57.9	3,586	7.78	27	11	92.3
<b>Total</b>	<b>131</b>	<b>2,958</b>	<b>1,685</b>	<b>57.0</b>	<b>22,700</b>	<b>7.67</b>	<b>153</b>	<b>109</b>	<b>83.4</b>

Additional Statistics: Rushing (410 carries for 2,264 yards and 20 touchdowns).

★ **RANDY WHITE** ★  
**Defensive Tackle, 1975-88**  
**INDUCTED – 1994**

**54**



Randy White came to the Cowboys from the University of Maryland as the No. 2 pick in the 1975 NFL Draft. Before his career was over, 14 years later, he would become known as the "Manster" – half man, half defensive monster – setting numerous franchise records as the heart-and-soul of the famed "Doomsday Defense".

White struggled in his first two years with the Cowboys when then head coach Tom Landry moved White from his familiar defensive tackle position to linebacker. But, after Landry moved White back to right tackle in 1977, White became one of the NFL's most dominating defensive linemen and a coveted co-Super Bowl MVP.

"Coming out of college a lot was expected of me," White said. "But I never did feel comfortable playing linebacker. Those first two years I was fighting for my life out there. Then they switched me to defensive tackle, where I was a lot more comfortable and from there my career took off."

White played 14 seasons, tying him for second all-time in franchise history, and he set a franchise record with eight All-Pro selections. White also was selected to nine Pro Bowls, ranking third in franchise history for Pro Bowl appearances. White's 16 sacks in 1978 rank third in franchise history for a single season, and he still remains third all-time in career tackles with 1,104 and second with 701 career solo tackles.

"His performances range anywhere from spectacular to spectacular," Landry once said. "He could out-match anybody's intensity from game to game."

In his career, White played in six NFC Championship Games and three Super Bowls, claiming victory in Super Bowl XII and co-MVP honors with teammate Harvey Martin. Even more astounding, White only missed one game in his 14-year career.

In 1994, White was inducted into the Ring of Honor with teammate Tony Dorsett, the same year he was inducted into the Pro Football Hall of Fame.

"Any honor I receive is a reflection on the great teammates and coaches I had in my career," White said. "There's a real special group of guys with the Cowboys, and to be a part of that was a great honor."

He was born Jan. 15, 1953, in Pittsburgh, Pa.

**WHITE'S ACCOMPLISHMENTS:**

- ★ 9-Time Pro Bowl
- ★ 8-Time All-Pro
- ★ Co-MVP Super Bowl XII
- ★ 1978 Defensive Player of the Year
- ★ 1982 NFL Defensive Lineman of the Year
- ★ Super Bowl XII Title
- ★ 3 NFC Titles
- ★ 5 Division Titles
- ★ 2nd Franchise History Career Solo Tackles (701)
- ★ 3rd Franchise History Career Combined Tackles (1,104)
- ★ 3rd Franchise History Games Played (209)
- ★ Outland Trophy – University of Maryland
- ★ Lombardi Trophy – University of Maryland

**WHITE'S CAREER STATISTICS**

Year	Games	Tackles			Sacks	Fum. Rec.
		Solo	Asst.	Total		
1975	14	13	6	19	7.0	2
1976	14	25	17	42	6.0	1
1977	14	70	48	118	13.0	2
1978	16	75	48	123	16.0	0
1979	15	50	41	91	5.0	1
1980	16	56	32	88	6.5	0
1981	16	61	33	94	8.5	0
1982	9	22	21	43	2.5	1
1983	16	67	33	100	12.5	1
1984	16	81	27	108	12.5	0
1985	16	61	34	95	10.5	0
1986	16	73	30	103	6.5	2
1987	15	39	25	64	6.0	0
1988	16	8	8	16	1.5	0
<b>Total</b>	<b>209</b>	<b>701</b>	<b>403</b>	<b>1,104</b>	<b>111.0</b>	<b>10</b>

★ **RAYFIELD WRIGHT** ★  
**Offensive Tackle, 1967-79**  
**INDUCTED – 2006**

**70**



Only nine players have played football for the Dallas Cowboys longer than Rayfield Wright, and only five players in the history of the Cowboys organization have been to more Pro Bowls than Wright's six.

After playing tight end, tackle and defensive end during his first three NFL seasons, Wright settled in at right tackle in 1970. Before undergoing knee surgery that forced him to miss most of the 1977 season, Wright was acknowledged as the NFL's premier offensive tackle. Wright was selected to six straight Pro Bowls (1971-76) as a tackle while earning All-Pro honors four times and earning recognition on the NFL's all-decade team for the 1970's.

During each of his 13 seasons, the Cowboys offense ranked in the top six in the NFL for total offense, including leading the league five times. Behind his blocking, Calvin Hill became the first 1,000 yard rusher in team history when he ran for 1,036 yards in 1972. All totaled, Dallas had a running back clear the 1,000 yard barrier five times during his tenure. Also behind his blocking, Roger Staubach became the first quarterback in franchise history to throw for more than 3,000 yards in a season when he totaled 3,190 passing yards in 1978, the year Wright returned from his knee surgery.

In his 13-year NFL career with the Dallas Cowboys, Wright was a key contributor to teams that had 13 straight winning seasons, made 12 playoff trips and won 10 division titles. He also played in eight conference championship games and won five NFC Championships (1970, 1971, 1975, 1977, 1978) and two Super Bowls (VI and XII). He was part of a team that had a 74.1% winning percentage in the regular season (137-48-1) and a 60.0% winning percentage in the post season (15-10).

During his 13 seasons, Wright was a participant in five Super Bowls, claiming the ultimate prize twice. Only one other player in NFL history has appeared in more Super Bowls than Wright, he is one of only 13 players in NFL history, and the only offensive tackle, to have played in five Super Bowls.

During Wright's career, the Cowboys were the only team to play in five Super Bowls in one calendar decade – or in any ten year period of time – advancing to the Super Bowl following the 1970, 1971, 1975, 1977 and 1978 seasons.

Rayfield Wright was inducted into the Dallas Cowboys Ring of Honor on October 10, 2004, joining Bob Lilly, Don Meredith, Don Perkins, Chuck Howley, Mel Renfro, Roger Staubach, Lee Roy Jordan, Randy White, Tony Dorsett, Tom Landry, Bob Hayes, Tex Schramm and Cliff Harris. Troy Aikman, Michael Irvin and Emmitt Smith were inducted in 2005.

He was born August 23, 1945, in Griffin, Ga.

**WRIGHT'S ACCOMPLISHMENTS:**

- ★ 6-time Pro Bowl selection
- ★ 4-time All Pro
- ★ Super Bowl VI and XII titles
- ★ 5 NFC Championships
- ★ 10 Division Titles
- ★ 1970's member of NFL's All-Decade Team



*Rayfield Wright became the first Cowboys offensive lineman selected to both the Pro Football Hall of Fame and the Ring of Honor at Texas Stadium.*

## Ring of Honor

The Cowboys honor those who made outstanding contributions to the club by inducting them into the Ring of Honor at Texas Stadium. Their names and the years of service are prominently displayed in silver on the wall above the Cowboys' bench at Texas Stadium. Members of the Cowboys Ring of Honor:



### ★ TROY AIKMAN ★ Quarterback, 1989-2000

Troy Aikman joined the Cowboys as the first overall pick in the 1989 NFL Draft out of UCLA. After guiding the franchise to three Super Bowl titles, Aikman retired holding or tied for 47 club passing records, including career attempts (4,715), completions (2,898), passing yards (32,942), touchdowns (165) and completion percentage (61.5%). He is the winningest quarterback of any decade, having finished his career with 94 regular season wins in the 90s. Aikman was a six-time Pro Bowler and the MVP of Super Bowl XXVII. He was inducted into the Ring of Honor with Emmitt Smith and Michael Irvin on Monday Sept. 19, 2005 at halftime of the Cowboys-Redskins game. Aikman was elected to the Pro Football Hall of Fame in 2006.



### ★ TONY DORSETT ★ Running Back, 1977-87

Tony Dorsett finished his career as the second leading rusher in NFL history and played in five NFC Championship Games, two Super Bowls and four Pro Bowls. After guiding the University of Pittsburgh to the 1976 national title and claiming the Heisman Trophy, Dorsett captured rookie of the year honors in 1977. He also holds the NFL record with a 99-yard touchdown run. Inducted into the Ring of Honor in 1994, Dorsett was also elected to the Pro Football Hall of Fame in 1994. Dorsett was inducted into the Ring of Honor at halftime of the Cowboys-Arizona game on Oct. 9, 1994.



### ★ CLIFF HARRIS ★ Safety, 1970-79

Nicknamed "Captain Crash," Cliff Harris went undrafted in 1970 out of tiny Ouachita Baptist in Arkansas, but he eventually found the starting lineup as a rookie and went on to start nine consecutive years. He was named to six Pro Bowls and four All-NFL teams, and he was a member of two Super Bowl winning teams. Harris was at his best in the postseason, finishing his career with six interceptions in 21 playoff games. Harris was a member of the 1970s NFL all-decade team. Harris was inducted into the Ring of Honor at halftime of the Cowboys-N.Y. Giants game on Oct. 10, 2004.



★ **BOB HAYES** ★  
Wide Receiver, 1965-74

Bob Hayes led the Cowboys in receptions three times and accumulated 365 receptions for 7,295 receiving yards during his 10-year career. His 71 career touchdown receptions remains the Cowboys club record. Hayes also registered remarkable career numbers for average yards-per-catch (20.0) and average yards-per-punt return (11.1). He was a three-time Pro Bowl selection and four-time All-Pro. One of the greatest sprinters in the history of track and field, Hayes joined the Cowboys with the title of "World's Fastest Human" after winning the Olympic gold medal in the 100 meters in Tokyo in 1964. Hayes was inducted into the Ring of Honor at halftime of the Cowboys against San Diego on Sept 23, 2001.



★ **CHUCK HOWLEY** ★  
Linebacker, 1961-73

When Chuck Howley retired in 1973, Tom Landry said "I don't know that I've seen anybody better at linebacker than Howley." A six-time All-Pro, Howley was the most valuable player in Super Bowl V. The Cowboys traded for Howley, who was drafted by Chicago in 1958. He was an All-America center at West Virginia. A six-time Pro Bowl selection, Howley was inducted into the Ring of Honor at halftime of the Cowboys against Detroit, Oct. 30, 1977.




★ **MICHAEL IRVIN** ★  
Wide Receiver, 1988-99

Michael "The Playmaker" Irvin helped lead the Dallas Cowboys to six division titles and three Super Bowl rings before a spinal injury cut his playing career short. Irvin was the team's top receiver for eight consecutive seasons and retired as the Cowboys all-time leader in receptions (750), receiving yards (11,904), playoff receptions (87) and playoff receiving yards (1,315). As a five-time Pro Bowl selection, between 1991-98, Irvin has two more appearances than any other receiver in club history. Irvin was inducted into the Ring of Honor with Emmitt Smith and Troy Aikman on Monday Sept. 19, 2005 at halftime of the Cowboys-Redskins game.



★ **LEE ROY JORDAN** ★  
Linebacker, 1963-76

The inspirational leader of the Cowboys first championship teams was Lee Roy Jordan. The Cowboys first-round draft choice in 1963 following an All-America career at Alabama, Jordan anchored the "Doomsday Defense" from his middle linebacker position for 14 years. He was named to the Pro Bowl five times and All-Pro twice. Jordan was inducted into the Ring of Honor at halftime of the Cowboys against Arizona on Oct. 29, 1989.



★ **TOM LANDRY** ★  
Head Coach, 1960-88

The first head coach of the Cowboys, Tom Landry led Dallas to two Super Bowl wins and five NFC titles in his 29 years at the Cowboys helm. He compiled a career record of 270-178-6, the third most wins in NFL history, and was elected to the Pro Football Hall of Fame in 1990. Landry was inducted into the Ring of Honor at halftime of the Cowboys against N.Y. Giants on Nov. 7, 1993.



★ **BOB LILLY** ★  
Defensive Tackle, 1961-74

Nicknamed "Mr. Cowboy," Bob Lilly was the franchise's first draft choice in 1961, the first name in the Ring of Honor in 1975 and its first inductee into the Pro Football Hall of Fame in 1980. A seven-time All-Pro, Lilly was named to a club-record 11 Pro Bowls. He was a two-time All-SWC pick and an All-America at Texas Christian University before being drafted by Dallas. Lilly was inducted into the Ring of Honor at halftime of the Cowboys against Philadelphia on Nov. 23, 1975.



★ **DON MEREDITH** ★  
Quarterback, 1960-68

Don Meredith led the Cowboys to their first winning season and their first NFL Championship Game in 1966. Signed by Clint Murchison, Jr. before Dallas was granted its NFL franchise, "Dandy Don" played in two Pro Bowls and was named NFL Player of the Year in 1966. A two-time All-America at SMU, Meredith was inducted into the Ring of Honor at halftime of the Cowboys against N.Y. Giants on Nov. 7, 1976.



★ **DON PERKINS** ★  
Running Back, 1961-68

Don Perkins was the first Cowboys player to rush for more than 6,000 yards. A six-time Pro Bowl selection, Perkins finished among the top 10 NFL rushers in each of his eight seasons. He was named NFL Rookie of the Year in 1961 and All-Pro in 1962. Perkins was signed before Dallas was granted its NFL franchise. A three-time All-Skyline pick at New Mexico, Perkins was inducted into the Ring of Honor at halftime of the Cowboys against N.Y. Giants on Nov. 7, 1976.



★ MEL RENFRO ★  
Defensive Back, 1964-77

Mel Renfro was named to the Pro Bowl his first 10 seasons in the NFL. He is the club's all-time interceptor with 52 and kickoff returner with a 26.4-yard career average. Renfro was drafted in the second round in 1964 after a career as an All-America halfback and world class sprinter at Oregon. A five-time All-Pro, Renfro was inducted into the Ring of Honor at halftime of the Cowboys against Miami, Oct. 25, 1981. In 1996 Renfro was elected to the Pro Football Hall of Fame.



★ TEX SCHRAMM ★  
President and General Manager, 1960-1989

Texas Earnest Schramm Jr., served 29 seasons as president and general manager of the Cowboys, turning a 1960 expansion team into one of the most successful franchises in NFL history. Under Schramm, the team reached five Super Bowls, winning two, made 18 playoff appearances and compiled an NFL-record 20 consecutive winning seasons. Schramm was instrumental in creating the

Dallas Cowboys Cheerleaders, developing the Cowboys Ring of Honor and bringing an annual Cowboys Thanksgiving Day game to the nation. Schramm, as chairman of the NFL Competition Committee from 1966 to 1988, was a driving force behind the development of instant replay, giving the head referee a microphone for penalty announcements and developing the wild-card playoff system. One of Schramm's most significant accomplishments was coordinating the merger of the NFL and the American Football League in 1966. He was inducted into the Pro Football Hall of Fame in 1991. Schramm was inducted into the Ring of Honor at halftime of the Cowboys game against Philadelphia on Oct. 12, 2003.



★ EMMITT SMITH ★  
Running Back, 1990-2002

Emmitt Smith retired as the NFL's all-time rushing leader with 18,355 yards and scored more rushing touchdowns (164) than any other player in NFL history. Smith was selected to the Pro Bowl eight times, won four NFL rushing titles ('91, '92, '93 and '95), three Super Bowl titles, and a league (1993) and Super Bowl (XXVI-II) MVP award. Smith broke Walter Payton's NFL rushing record at Texas Stadium on Oct. 27, 2002 on an 11-yard run in the fourth quarter against the Seattle Seahawks. Smith was inducted into the Ring of Honor with Troy Aikman and Michael Irvin on Monday Sept. 19, 2005 at halftime of the Cowboys-Redskins game.



★ ROGER STAUBACH ★  
Quarterback, 1969-79

Roger Staubach led the Cowboys to six NFC Championship Games, four Super Bowls and two Super Bowl titles. A great clutch performer, Staubach led Dallas to comeback victories 23 times, 14 in the last two minutes or overtime. A five-time Pro Bowler, he was drafted by Dallas in 1964 after winning the Heisman Trophy and Maxwell Award at the Naval Academy. Staubach was inducted into the Ring of Honor at halftime of the Cowboys against Tampa Bay, Oct. 9, 1983. Roger was elected to the Pro Football Hall of Fame in 1985.



★ **RANDY WHITE** ★  
Defensive Tackle, 1975-88

A nine-time Pro Bowler during his 14 years with Dallas, Randy White established a club-record with eight straight All-Pro selections. White was co-MVP (with teammate Harvey Martin) in the Cowboys Super Bowl XII victory over Denver. A consensus All-America defensive end for Maryland in 1974, White won both the Outland Trophy and the Vince Lombardi Awards. White was inducted into the Ring of Honor at halftime of the Cowboys against Arizona on Oct. 9, 1994. Randy was also elected to the Pro Football Hall of Fame in 1994.



★ **RAYFIELD WRIGHT** ★  
Tackle, 1967-79

Rayfield Wright is the only offensive lineman in the Ring of Honor. A seventh-round draft choice, Wright made the conversion from tight end to tackle and became the Cowboys most decorated offensive lineman of the 1970s. During his 13-year career, the "Big Cat" was selected to the Pro Bowl six times, named All-Pro on four occasions and was on two Super Bowl-winning teams in the 1970s. He was the leader of Dallas offensive line units that produced the club's first five 1,000-yard individual rushing seasons. Wright was inducted into the Ring of Honor at halftime of the Cowboys-N.Y. Giants game on Oct. 10, 2004. Wright was elected to the Pro Football Hall of Fame in 2006.

## Historical Highlights

### 1960

**LANDRY HIRED** – Clint Murchison, Jr., and Bedford Wynne sign N.Y. Giants defensive assistant Tom Landry to a personal services contract on Dec. 27, 1959, with the intention of naming him head coach once they are awarded an expansion franchise by the NFL.

**NFL FRANCHISE** – Clint Murchison, Jr., and Bedford Wynne were awarded an expansion franchise in the NFL at the annual league meeting in Miami Beach, Fla. The Cowboys were to play as a "swing" team, playing every other team one time during the first season, although listed in the Western Conference standings (January 28).

**COWBOYS STOCKED** – A player pool was set up in the league meeting in Los Angeles, with each of 12 NFL teams freezing 25 names on its roster and the Cowboys allowed to pick three from each team for a total of 36 veterans. Dallas, once given the list, had to select its 36 players within 24 hours (March 13).

**TRAINING STARTS** – Rookies report to first Cowboys camp at Pacific University in Forest Grove, Oregon (July 9).

**FIRST PRE-SEASON GAME** – The Cowboys, less than six months in existence, get their first test and drop a 16-10 preseason game to San Francisco in Seattle (August 6).

**FIRST HOME GAME** – In their Dallas debut, in the Salesmanship Club preseason game, the Cowboys led the world champion Baltimore Colts into the final minute before a 62-yard pass from Johnny Unitas to Lenny Moore gave the Colts a 14-10 victory (August 19).

**FIRST VICTORY** – In a preseason game at Louisville, KY, the Cowboys beat the New York's Giants, 14-3, with Frank Clarke catching touchdown passes for 73 yards (Eddie LeBaron) and 74 yards (Don Meredith) (August 27).

**FIRST LEAGUE GAME** – In their first league game, Dallas fell to Pittsburgh, 35-28, with Bobby Layne leading a fourth-period Steelers rally (Sept. 24, Saturday night).



**STREAK SNAPPED** – Dallas snaps a 10-game loss streak by tying New York, 31-31, at Yankee Stadium (Dec. 4).

## 1961

**TRAINING STARTS** – Rookies launch training at new campsite – St. Olaf College in Northfield, Minn. (July 9).

**FIRST LEAGUE WIN** – Scoring 10 points in the final 56 seconds, the Cowboys score their first NFL victory, 27-24, over Pittsburgh in the '61 league opener in the Cotton Bowl. Allen Green's 27-yard field goal on the game's final play won it before 23,500 spectators (Sept. 17).

## 1962

**TRAINING STARTS** – Team begins training at new campsite – Northern Michigan College in Marquette, Mich. (July 13).

**PENALTY HISTORY** – For the first time in anyone's memory in an NFL game, points were awarded for a penalty. The Cowboys were holding in the end zone on a 99-yd. TD pass from LeBaron to Clarke, and Pittsburgh was awarded a safety. The Steelers eventually won, 30-28 (Sept. 23).

**100-YARD FIRSTS** – Cowboys Amos Marsh returned a kickoff 101 yards and Mike Gaechter returned a pass interception 100 yards, both plays for fourth-quarter TDs in a 41-19 win over Philadelphia in Dallas. It was the first time in NFL history that two 100-yard runs had been made in the same game, much less by the same team in the same quarter (Oct. 14).

## 1963

**SHIFT TO KANSAS CITY** – The rival Dallas Texans of the AFL announce they are moving the franchise to Kansas City (Feb. 8).

**CALIFORNIA TRAINING SITE** – The Cowboys open training at California Lutheran College in Thousand Oaks, Calif. (July 12).

**HOWTON SETS RECORD** – Bill Howton broke Don Hutson's all-time receiving mark with a 14-yard catch at Washington. Hutson's record was 7,991 yards and the catch gave Howton an even 8,000 yards (Sept. 29).

## 1964

**LANDRY CONTRACT** – With one year to go on his original contract, Tom Landry is signed to a 10-year extension, in effect giving him an 11-year pact, possibly the longest in major pro sports history (Feb. 5).

## 1965

**FIRST SELLOUT** – An overflow crowd of 76,251 jams the Cotton Bowl for the Cleveland game, notching the team's first home sellout. Cleveland won, 24-17 (Nov. 21).

## 1966

**PLAYOFF BOWL** – After defeating New York, 38-20, in the season finale (and winning five of their last seven games) to get into the Playoff Bowl at Miami, the Cowboys fall to Baltimore, 35-3 (Jan. 15).

**MERGER** – Peace comes to pro football with Cowboys General Manager Tex Schramm completing two months of negotiations with AFL's Lamar Hunt, merging the two leagues under the NFL banner (June 8).

**SCHRAMM ELEVATED** – Texas E. Schramm, Vice-President and General Manager of the Cowboys from the beginning, was named President of the club by Owner Clint Murchison, Jr., who retained the title of Chairman of the Board.

**NEELY CASE SOLVED** – Dallas and Houston reached agreement in the Ralph Neely case. Neely remained with Dallas with Houston receiving the Cowboys Nos. 1, 2 and two fifth round picks in the 1967 draft (Nov. 17).

**THE CHAMPIONSHIP** – The Cowboys won their first championship, capturing the Eastern Conference title with a 10-3-1 record, but lost the NFL Championship Game to Green Bay, 34-27.

## 1967

**TEXAS STADIUM** – On Dec. 23, Owner Clint Murchison, Jr., formally announced plans to build Texas Stadium in suburban Irving. The stadium, to be financed through a bond-option plan, would be ready for the 1970 season. The stadium would seat a minimum of 58,000.

**FOURTH STRAIGHT NFC EAST TITLE** – The Cowboys won their final three regular season games to finish with an 11-5 record, their 11th division championship, including the past four NFC East titles, and 14th consecutive winning season. The Cowboys made their 13th trip to the playoffs in those 14 years, but were eliminated by Los Angeles 21-19 in a divisional playoff at Texas Stadium.

## 1980

**STAUBACH RETIRES** – At a press conference at Texas Stadium on March 31, quarterback Roger Staubach announced his retirement after 11 record-breaking years with the Cowboys. Staubach held all major Cowboys' passing records and was the all-time leading NFL passer.

**LILLY ENTERS HALL OF FAME** – Bob Lilly, a seven-time All-Pro defensive tackle in his 14-year career with the Cowboys from 1961-74, became the first Cowboys' player to be inducted into the Pro Football Hall of Fame. Enshrined along with Lilly on Aug. 2 at Canton, Ohio, were Herb Adderley, who played for the Cowboys from 1970-71, Jim Otto and Deacon Jones.

**FIFTEEN STRAIGHT WINNING SEASONS** – Behind new starting quarterback Danny White, the Cowboys rolled to their 15th consecutive winning season with a surprising 12-4 record, tied for best in the league with Philadelphia and Atlanta. The Cowboys lost the NFC East title to Philadelphia on a tie-breaker, but entered the playoffs for the 14th time in 15 years, this time as a wild card team. The Cowboys beat Los Angeles 34-13 at Texas Stadium in the NFC Wild Card Game and rallied past the Falcons at Atlanta 30-27 to advance to the NFC Championship Game at Philadelphia. But the Cowboys lost 20-7 in their bid for a sixth Super Bowl appearance.

**LANDRY'S 200TH VICTORY** – Tom Landry joined George Halas and Curly Lambeau as the only coaches with 200 NFL victories when the Cowboys beat Los Angeles 34-13 on Dec. 28 at Texas Stadium in the NFC Wild Card Game, raising Landry's record to 200-119-6, counting regular season and playoff games.

## 1981

**RENFRO HONORED** – Former All-Pro defensive back Mel Renfro, the Cowboys' all-time leading pass interceptor, became the fifth member of the Cowboys' Ring of Honor. Renfro, who played for Dallas from 1964 through 1977, was honored during halftime ceremonies of the Cowboys-Miami Dolphins game at Texas Stadium on Oct. 25.

**TWELFTH DIVISION CHAMPIONSHIP** – The Cowboys regained the NFC Eastern Division Championship, their 12th division title since 1966, with a 12-4 record and tied Oakland's NFL mark of 16 consecutive winning seasons. Entering the playoffs for the 15th time in that span, the Cowboys advanced to the NFC Championship Game for the ninth time in 12 years by routing Tampa Bay 38-0 at Texas Stadium. But for the second year in a row Dallas lost the conference title game. San Francisco scored a last-minute touchdown at Candlestick Park to edge the Cowboys 28-27 for a berth in Super Bowl XVI.

## 1982

**200TH REGULAR-SEASON VICTORY** – The Cowboys beat Washington 24-10 at RFK Stadium on Dec. 5 for the club's and Coach Tom Landry's 200th regular season victory.

**SEVENTEEN STRAIGHT WINNING SEASONS** – The Cowboys finished the strike-shortened regular season 6-3 to establish an NFL record of 17 consecutive winning seasons. Entering the playoffs for a record-tying eighth straight year and for the 16th time in 17 years, the Cowboys beat Tampa Bay 30-17 and Green Bay 37-26, both at Texas Stadium, to advance to the NFC Championship Game for the third year in a row. But again the Cowboys come up short, losing 31-17 at Washington.

## 1983

**STAUBACH HONORED** – Former quarterback Roger Staubach, who led the Cowboys to four Super Bowls, became the sixth member of the Ring of Honor during halftime ceremonies of the Cowboys-Tampa Bay game on Oct. 9.

**NEW HEADQUARTERS** – Ground was broken on Nov. 29 for the Cowboys' new headquarters and training facility at The Valley Ranch in northwest Dallas County.

**EIGHTEEN STRAIGHT WINNING SEASONS** – The Cowboys extended their NFL record to 18 consecutive winning seasons with a 12-4 finish. The club also set a league record with its ninth straight playoff appearance, qualifying as a wild card entry. The L.A. Rams eliminated Dallas from the playoffs, however, with a 24-17 upset victory at Texas Stadium in the NFC Wild Card Game on Dec. 26.

## 1984

**SILVER SEASON** – The Cowboys kicked off their 25th anniversary with a news conference at Texas Stadium on Jan. 27. President Tex Schramm announced the Cowboys would celebrate their 25th anniversary during 1984 under the theme "Silver Season."

**OWNERSHIP CHANGES HANDS** – The sale of the Cowboys from the Murchison family to an 11-member limited partnership headed by Dallas businessman H.R. "Bum" Bright was approved by NFL owners on March 19 at the league's annual meeting in Honolulu. The sale was completed on May 18.

**NINETEEN STRAIGHT WINNING SEASONS** – The Cowboys defeated the Eagles 26-10 in Philadelphia to extend their NFL record to 19 consecutive winning seasons. The Cowboys finished 9-7 and missed the playoffs for the first time in 10 years and only the second time in 19 years.

## 1985

**STAUBACH ENTERS HALL OF FAME** – Roger Staubach, the master of the comeback victory during his 11-year career as a Cowboys quarterback, was inducted into the Pro Football Hall of Fame in his first year of eligibility. Enshrined with Staubach on Aug. 3 at Canton, Ohio, were Pete Rozelle, Joe Namath, O.J. Simpson and Frank Gatski. Staubach joined Bob Lilly as the only players who spent their entire career with the Cowboys to be elected to the Hall of Fame.

**TEXAS STADIUM IMPROVEMENTS** – Texas Stadium unveiled a new look when the Cowboys opened their pre-season schedule against Green Bay on Aug. 10. The stadium became the first to have two DiamondVision color scoreboards, and the addition of 118 Crown Suites gave Texas Stadium more private suites, 296, than any stadium in the nation.

**COWBOYS RANCH OPENS** – Cowboys players and coaches reported on Aug. 27 to the team's new headquarters and training facility at Cowboys Center in Valley Ranch.

**DORSETT PASSES 10,000 YARDS** – On a 19-yard sweep around left end, Tony Dorsett, became the sixth player in NFL history to rush for 10,000 yards. Dorsett's feat highlighted a 27-13 victory over Pittsburgh at Texas Stadium on Oct. 13.

**THIRTEENTH DIVISION CHAMPIONSHIP** – The Cowboys edged the New York Giants 28-21 on Dec. 15 at Texas Stadium to capture the NFC Eastern Division championship for the first time since 1981. Picked in most season previews to finish third or fourth in the division, the Cowboys rallied for their NFL record 20th consecutive winning season, a 13th division title in 20 years and a playoff berth for the 18th time in that span. But in their NFL record 36th playoff game appearance, the Cowboys fell 20-0 to the Los Angeles Rams in Anaheim Stadium on Jan. 4.

## 1986

**COWBOYS GO TO LONDON** – The Cowboys began preparations for their first trip to a foreign country when the NFL announced on March 12 that the Cowboys would play the Super Bowl champion Chicago Bears in a pre-season game at London's Wembley Stadium on Aug. 3.

**100TH WIN AT TEXAS STADIUM** – Dallas defeated St. Louis 37-6 for the club's 100th victory at Texas Stadium. Since the facility opened in 1971 the Cowboys have compiled a 100-25 (.800) record.

**STREAK BROKEN** – The Cowboys' streak of 20 consecutive winning seasons from 1966 through 1985, third longest in professional sports history, came to an end when the club finished with a 7-9 record after losing seven of its last eight games. Only baseball's New York Yankees (39 straight winning seasons, 1926-64) and hockey's Montreal Canadiens (32 from 1951-52 through 1982-83) surpassed the Cowboys' accomplishments.

## 1987

**FOUNDER DIES** – Cowboys founder Clint Murchison, Jr., died March 30 after a long illness. Murchison, 63, who owned the club until 1984, acquired the expansion Dallas franchise in the NFL in 1960. He hired Tex Schramm as general manager, gave Tom Landry a 10-year contract when his coaching career was in doubt in 1964 and was instrumental in the building of Texas Stadium.

**DORSETT GETS 12,000 YARDS** – Tony Dorsett became the fourth rusher in NFL history to gain more than 12,000 yards when he registered 52 yards against the Rams on Dec. 21 for a career total of 12,036. The only runners ahead of Dorsett were Walter Payton, Jim Brown and Franco Harris.

## 1988

**LANDRY TIES LAMBEAU** – Dallas opened the 1988 season against Pittsburgh on Sept. 12 and Tom Landry tied an NFL record held by Curly Lambeau by coaching in his 29th consecutive season with the same team. Lambeau led the Green Bay Packers from 1921-49.

## 1989

**JONES ACQUIRES COWBOYS, NAMED JOHNSON COACH** – Jerry Jones reached an agreement to purchase the Cowboys from Bum Bright on Feb. 25 and announced that University of Miami Coach Jimmy Johnson would replace Tom Landry.

**SALE APPROVED, SCHRAMM RESIGNS** – The sale of the Cowboys to Jerry Jones was unanimously approved by NFL owners on April 18 at a special meeting in New York. At the same meeting, Tex Schramm was named president of the new World League of American Football. He announced his resignation as president and general manager of the Cowboys after 29 years with the club.

**AIKMAN SIGNED** – The Cowboys, holding the No. 1 pick in the NFL Draft for only the second time in their history, announced the signing of quarterback Troy Aikman to a six-year contract on April 20.

**WALKER TRADED** – Herschel Walker is traded to Minnesota on Oct. 12 for five players, six conditional draft choices and a 1992 first round draft choice. Among the players who actually came to Dallas as a result of the trade include Emmitt Smith, Russell Maryland, Kevin Smith and Darren Woodson.

**JORDAN HONORED** – Former All-Pro linebacker Lee Roy Jordan, a Cowboy from 1963-76, became the seventh member of the Ring of Honor. Jordan was honored during ceremonies at halftime of the Phoenix Cardinals game on Oct. 29.

## 1990

**AUSTIN TRAINING CAMP** – Beginning on July 18, nearly 100,000 fans visit the Cowboys' first ever in-state training camp at St. Edward's University in Austin, Tex.

**LANDRY ENTERS HALL OF FAME** – Tom Landry, who led the Cowboys to five Super Bowls and 20 consecutive winning seasons as the Cowboys head coach from 1960-88, was inducted into the Pro Football Hall of Fame in his first year of eligibility. Enshrined on Aug. 4 at Canton, Ohio, Landry joined former Dallas players Bob Lilly and Roger Staubach as the only Hall of Fame members who built their achievements with the Cowboys.

**SMITH ROOKIE OF THE YEAR, JOHNSON COACH OF THE YEAR** – Following a dramatic turn-around season where the team posted a 7-9 record and missed the playoffs by one game, Jimmy Johnson was named the NFL Coach of the Year by the Associated Press. Running back Emmitt Smith, who led all NFL rookie running backs in rushing yardage and touchdowns, was named the A.P.'s NFC Offensive Rookie of the Year.

## 1991

**RECORD DRAFT HAUL INCLUDES MARYLAND AS NO. 1 OVERALL PICK** – After a pre-draft trade with the New England Patriots, the Cowboys used the No. 1 overall selection in the NFL Draft for only the third time in franchise history. Dallas chose Outland Trophy winner Russell Maryland (DT) with the top pick. The Cowboys went on to acquire 16 more choices, setting a club record for most selections in a 12-round draft with 17 overall.

**SCHRAMM ENTERS HALL OF FAME** – One of the NFL's true innovators, and the guiding force behind the development of America's Team, Tex Schramm was inducted into the Pro Football Hall of Fame on July 27, 1991. Schramm, who served as the President and General Manager of the Dallas Cowboys from the team's inception in 1960 until his retirement in 1989, joined Staubach, Lilly and Landry with his enshrinement in Canton, Ohio.

**RETURN TO THE PLAYOFFS** – After winning the final five games of the season, Dallas finished with an 11-5 record – the team's best mark since the 1983 season. The initial spark to the winning streak was a 24-21 win over the eventual World Champion Washington Redskins on Nov. 24. The win, at Washington's RFK Stadium, ended the Redskins' bid for a perfect regular season after 11 straight wins. Dallas finished second in the NFC East and qualified as the NFC's No. 2 Wild Card Playoff entry, marking the club's first postseason trip since 1985. Dallas traveled to Chicago and defeated the Bears 17-13 in the opening round Wild Card Game before dropping a 38-6 decision at Detroit the following week.

**SMITH AND IRVIN LEAD NFL** – Emmitt Smith and Michael Irvin became the first two players from the same team to lead the NFL in rushing yardage and receiving yardage in the same season. Smith had 1,563 yards rushing, while Irvin set single-season club records for receptions (93) and receiving yardage (1,523). Both players were named to the NFC Pro Bowl squad along with tight end Jay Novacek and quarterback Troy Aikman. The Cowboys sent four offensive players to the Pro Bowl for the first time since 1979, and Irvin was named the MVP of the Pro Bowl Game.

1992

**JONES NAMED TO COMPETITION COMMITTEE** – On May 1, Jerry Jones, was appointed to the NFL's Competition Committee by Commissioner Paul Tagliabue. Jones became the first owner to serve on the prestigious committee since the death of Cincinnati's Paul Brown.

**FOURTEENTH DIVISION CHAMPIONSHIP** – Before a national television audience on ABC's Monday Night Football, the Cowboys defeated the Atlanta Falcons (41-17) at the Georgia Dome to claim the NFC Eastern Division Championship. The victory marked the Cowboys' first divisional title since 1985.

**RECORD NUMBER OF OFFENSIVE PRO BOWL SELECTIONS** – Six players from the Cowboys offense were selected to play in the Pro Bowl: RB Emmitt Smith, TE Jay Novacek, QB Troy Aikman, WR Michael Irvin, G Nate Newton and C Mark Stepnoski. The six players establish a Dallas Cowboys' record for most offensive players selected to the Pro Bowl.

**CLUB RECORD FOR VICTORIES/SMITH EARNS SECOND RUSHING TITLE** – On Dec. 27, Dallas defeated Chicago by a 17-14 score at Texas Stadium. The victory was the 13th of the year for Dallas, establishing a new club record for victories in a season. Emmitt Smith finished the season with 1,713 rushing yards, enabling Smith to become the first player to win back-to-back NFL rushing titles since Eric Dickerson (1983-84).

**ROAD ATTENDANCE RECORD SET** – The Cowboys set a new team record for road attendance by averaging 72,523 fans-per-road game in 1992. The team also played before a sold-out stadium in all 16 regular season games for the first time since the 1981 season.

**SIXTH NFC TITLE** – On January 17, 1993, the Cowboys defeated the San Francisco 49ers by a 30-20 score at Candlestick Park. The victory sends Dallas to Super Bowl XXVII in Pasadena, marking the Cowboys first NFC title, and Super Bowl trip, since 1978.

**THIRD WORLD CHAMPIONSHIP** – While making an NFL record sixth Super Bowl appearance, the Cowboys defeated Buffalo 52-17 in Super Bowl XXVII at the Rose Bowl in Pasadena on Jan. 31, 1993. The victory enabled the Cowboys to become the only franchise in NFL history to win more than one Super Bowl under two different ownerships. The Super Bowl crowd of 98,374 was the largest crowd to ever witness a Dallas Cowboys game. The game was also witnessed by 133.4 million television viewers, making Super Bowl XXVII the most watched event in television history.

1993

**WHITE HOUSE VISIT**– The Super Bowl Champion Dallas Cowboys became the first athletic team to visit the White House under the Clinton administration. The Cowboys team visit to the White House was the first in club history. (March 5).

**LANDRY HONORED** – Former Head Coach Tom Landry, who led Dallas to two Super Bowl wins and five NFC titles in his 29 years at the Cowboys helm, became the eighth member of the Ring of Honor during halftime ceremonies of the Cowboys-New York Giants game on Nov. 7.

**RECORD NUMBER OF PRO BOWL SELECTIONS** – An NFC-record 11 Dallas players were selected to the Pro Bowl, including a club-record eight offensive selections (seven Pro Bowl starters).

**FIFTEENTH DIVISION CHAMPIONSHIP** – In the final game of the regular season, the Cowboys defeat the New York Giants 16-13 in overtime at Giants Stadium to claim their 15th division crown and their second consecutive NFC East title (Jan. 2).

**SMITH EARNS THIRD RUSHING TITLE** – Emmitt Smith finishes the season with 1,486 yards to earn his third straight NFL rushing crown. He becomes just the fourth man in NFL history to win three consecutive rushing titles.

**SEVENTH NFC TITLE** – Dallas defeats San Francisco 38-21 in the NFC Championship Game at Texas Stadium. The victory gives the Cowboys an NFL-record seventh conference championship in the first conference title game to be played at Texas Stadium since Jan. 1, 1978 (a 23-6 win over Minnesota).

**FOURTH WORLD CHAMPIONSHIP** – Dallas becomes one of just three NFL teams to win four Super Bowls by defeating Buffalo (30-13) in Super Bowl XXVIII. The game, played at the Georgia Dome in Atlanta, featured two rushing touchdowns by Super Bowl MVP Emmitt Smith. Dallas raised its NFL record number of Super Bowl appearances to seven (one fourth of all the Super Bowl games played).

1994

**SWITZER NAMED HEAD COACH** – Barry Switzer is named the new head coach of the Dallas Cowboys – and the third head coach in team history– on March 30. Switzer replaces Jimmy Johnson, who stepped down as the Cowboys' head coach the previous day.

**DORSETT AND WHITE ENTER HALL OF FAME** – Tony Dorsett, the Cowboys all-time leading rusher in his 11-year career with the Cowboys from 1977-87, and Randy White, a nine-time Pro Bowl defensive tackle in his 14-year career with the Cowboys from 1975-78, are both inducted into the Pro Football Hall of Fame in their first year of eligibility. They were enshrined on July 30 in Canton, Ohio.

**NFL RECORD CROWD IN MEXICO CITY** – The Cowboys travel to Mexico City to play the Houston Oilers in a preseason game in front of 112,376 fans, the largest crowd to ever witness an NFL game (Aug. 15).

**DORSETT AND WHITE HONORED** – Former All-Pros, running back Tony Dorsett and defensive tackle Randy White, became the ninth and tenth members of the Ring of Honor. They were honored during ceremonies at half-time of the Arizona Cardinals game on Oct. 9.

**SIXTEENTH DIVISION CHAMPIONSHIP** – The Cowboys clinched the NFC Eastern Division Crown in the first week of December with a 31-19 victory over the Eagles in Philadelphia (Dec. 4).

**RECORD NUMBER OF PRO BOWL SELECTIONS – AGAIN** – For the second straight year, the Cowboys send 11 players to the Pro Bowl, tying the NFC record that Dallas established in 1993.

**NFL RECORD FOR TITLE GAME APPEARANCES** – While making an NFL record 13th NFC Championship Game appearance, the Cowboys become the only team in NFL history to advance to at least two championship games in every decade of the team's existence. Dallas fell short of its third straight Super Bowl with a 38-28 loss to the San Francisco 49ers at Candlestick Park on Jan. 15, 1995.

## 1995

**SEVENTEENTH DIVISION CHAMPIONSHIP** – On Dec. 24, Dallas wrapped up its fourth straight NFC Eastern Division title – a feat that no other NFC East team has accomplished other than the Cowboys teams from 1976 to 1979.

**SMITH WINS FOURTH RUSHING CROWN** – Emmitt Smith closes the season with a team-record 1,773 rushing yards and an NFL record 25 touchdowns. Smith led the NFL in rushing for the fourth time in five years, becoming just the fifth player in NFL history to win at least four rushing titles.

**TEN PRO BOWLERS SELECTED** – Ten Cowboys are selected to the NFC Pro Bowl squad. Since 1993, Dallas has earned 32 Pro Bowl selections – the most ever by one team over a three year period of time.

**EIGHTH NFC TITLE** – The Cowboys win an NFL record eighth conference championship game by defeating the Green Bay Packers 38-27 at Texas Stadium on Jan. 14, 1996. The victory marked the Cowboys third NFC title in four years.

**THREE SUPER BOWL TITLES IN FOUR YEARS** – Dallas becomes the first team in NFL history to win three Super Bowls in a four year period by defeating the Pittsburgh Steelers 27-17 in Super Bowl XXX at Sun Devil Stadium in Tempe, AZ. The game, played on Jan. 28, 1996, is witnessed by 138.4 million television viewers, making Super Bowl XXX the most watched event in television history. The victory enables Dallas to earn its fifth Super Bowl title – joining the San Francisco 49ers as the only NFL franchises to win five Super Bowls. The Cowboys have now appeared in an NFL record eight Super Bowls – three more than any other team.

## 1996

**RENFRO ENTERS HALL OF FAME** – Mel Renfro, a 10-time Pro Bowl selection, becomes the seventh player in club history to gain induction into the Pro Football Hall of Fame. During his 14-year career, Renfro became one of the best to ever play in the secondary, recording 52 career interceptions and a 26.4-yard career kick-off return average – marks that still stand as club records.

**SMITH PASSES 10,000 YARDS** – On a six-yard dash up the middle against Washington on Thanksgiving Day, Emmitt Smith became the 12th player in NFL history to rush for 10,000 yards. Smith's feat highlighted a 21-10 win over the Redskins at Texas Stadium on Nov. 28.

**NINE PRO BOWLERS SELECTED** – A NFL-high nine players are selected to the NFC Pro Bowl squad, the fourth straight year Dallas has led the NFL in Pro Bowl selections. Over the past four seasons, Dallas has sent 41 players to Hawaii, the most ever in the NFL in a four-year period. The next highest total was posted by the 1971-74 Miami Dolphins with 38.

**EIGHTEENTH DIVISION CHAMPIONSHIP** – On Dec. 15, Dallas wrapped up its fifth straight NFC Eastern Division title – a feat never before achieved in the NFC East – and the eighteenth division title in team history with a 12-6 win over New England at Texas Stadium. The Carolina Panthers eliminated the Cowboys from the playoffs in a divisional playoff loss at Carolina.

1997

**IRVIN TOPS 10,000 YARDS** – On a 14-yard touchdown reception at Washington on Oct. 13, Michael Irvin became the 14th player in NFL history to record over 10,000 yards receiving.

**PLAYOFF STREAK SNAPPED** – The Cowboys close the 1997 season with a 6-10 record, marking the team's first non-playoff season since 1990.

1998

**GAILEY NAMED HEAD COACH** – Jerry Jones named Chan Gailey as the fourth head coach in the history of the Dallas Cowboys franchise on Feb. 12. Gailey, who had previously served as the Pittsburgh Steelers offensive coordinator, replaced Barry Switzer, who resigned from his position on January 9th.

**TRAINING CAMP OPENS IN WICHITA FALLS** – The Cowboys open training camp at Midwestern State University in Wichita Falls, Texas on July 15. Attendance figures for the four-week camp exceed 100,000.

**SANDERS SETS RETURN MARK** – On Sept. 21, Deion Sanders returned a punt 59 yards for a touchdown in the first half at the New York Giants and then ran back an interception 71 yards for a score in the fourth quarter. It was the first time in club history that one player had scored two touchdowns on returns of any kind in the same game.

**SMITH BECOMES CLUB'S ALL-TIME RUSHER** – With 163 yards on 29 carries in a 16-6 win over the New York Giants on Nov. 8, Emmitt Smith becomes the Dallas Cowboys all-time leading rusher. Smith's performance pushes him past Tony Dorsett (12,036) and into the Cowboys top spot.

**NINETEENTH DIVISION CHAMPIONSHIP** – After a one-year absence from postseason play, the Cowboys clinch their sixth NFC Eastern Division title in the last seven years with a 13-9 win over Philadelphia at Texas Stadium on Dec. 20. The 1998 division crown is the 19th division championship (15th NFC East title) in the club's 39-year history.

**SMITH BECOMES NFL'S ALL-TIME RUSHING TOUCHDOWN LEADER** – After scoring a first-half touchdown on a one-yard run against the Redskins at Texas Stadium, Emmitt Smith becomes the NFL's all-time leader in rushing touchdowns, moving ahead of Marcus Allen (123). Smith later added a 26-yard TD run to bring his record total to 125 rushing touchdowns by season's end.

**COWBOYS POST 10 WINS AND SWEEP NFC EAST** – The Cowboys closed the year with a 23-7 victory over Washington and a 10-6 record, marking the 23rd season in which Dallas recorded at least 10 wins – a NFL record. The win over the Redskins also enabled Dallas to become the first team in the history of the NFC East to post an 8-0 record in division play.

**COWBOYS EXTEND NFL-RECORD WITH 25TH PLAYOFF APPEARANCE** – The Cowboys extended their NFL record for postseason appearances to 25 with a 20-7 loss to Arizona in a NFC Wild Card Playoff Game at Texas Stadium on Jan. 2, 1999.

1999

**COWBOYS COMEBACK** – The Cowboys overcome a 21 point fourth quarter deficit and pull out an overtime win over the Washington Redskins in the season opener on Sept. 12. After the team scored 21 points in the fourth quarter to tie the game – tying the largest deficit overcome to win a game – Troy Aikman connected with Raghieb Ismail on a 76-yard bomb in overtime to provide the final margin of victory.

**IRVIN RECORDS FINAL CATCH** – On Oct. 10 at Veterans Stadium in Philadelphia, wide receiver Michael Irvin went across the middle and hauled in an eight-yard reception for the 750th catch of his career. The catch would be the last of his career as he suffered neck and back injuries on the play and was never able to return to the playing field. Irvin finished his career tied for 10th on the NFL's all-time reception list and was ninth all-time in receiving yards.

**SELLOUT STREAK ENDS** – The Dallas Cowboys NFL-record of consecutive games in front of sold out stadiums comes to an end on Dec. 24, 1999 in a Christmas Eve game against the New Orleans Saints in the Louisiana Superdome. The streak, which included home and away games, came to a halt after 160 games. It began on December 23, 1990 at Philadelphia's Veterans Stadium and included 79 straight sell-outs at Texas Stadium (including playoffs) and 81 straight sell-outs on the road (including playoffs).

**AIKMAN NFL'S WINNINGEST QUARTERBACK** – With eight wins in 1999, Troy Aikman became the winningest starting quarterback of any decade in NFL history with 90 wins in the 1990s. He broke the mark of 86 wins set by Joe Montana in the 1980s

**TEAM OF THE 90'S** – The Cowboys close the century as the NFL's most successful team in the decade of the 1990s. From 1990 to 1999, Dallas qualified for the playoffs eight times, won six division titles, made four trips to the conference championship game and won three Super Bowls.

**SMITH BECOMES NFL'S ALL-TIME LEADING POSTSEASON RUSHER** – Emmitt Smith ran for 99 yards in a 27-10 loss at Minnesota in an NFC Wild Card Playoff Game on Jan. 9, 1999. The total gave Smith the NFL record with 1,586 career postseason rushing yards, moving him past Franco Harris (1,556).

## 2000

**CAMPO NAMED HEAD COACH** – Jerry Jones named Cowboys defensive coordinator Dave Campo as the fifth head coach in franchise history on Jan. 26. Campo spent the previous 11 seasons as an assistant coach in Dallas and was the defensive coordinator for the 1995 team that won Super Bowl XXX. He replaced Chan Gailey, who was fired on Jan. 11.

**TOM LANDRY DIES** – After a long battle with leukemia, Tom Landry died on Feb. 12 at the age of 75.

**SMITH ECLIPSES 15,000 YARDS** – With 150 yards rushing against Washington on Dec. 10, running back Emmitt Smith became just the third player in NFL history to rush for over 15,000 career yards, joining Walter Payton and Barry Sanders. Smith's effort also pushed him past the 1,000-yard mark for the season, marking the 10th consecutive season he has done so. Barry Sanders is the only other player to have accomplished this feat.

## 2001

**AIKMAN RETIRES** – At a press conference at Texas Stadium on April 9, quarterback Troy Aikman announced his retirement after 12 seasons with the Cowboys. Aikman departed holding or tied for 47 separate club passing records.

**HAYES HONORED** – Former All-Pro wide receiver Bob Hayes, the "World's Fastest Human," became the 11th member of the Ring of Honor. He was inducted during a ceremony at halftime of the San Diego game on Sept. 23.

## 2002

**SMITH BECOMES NFL'S ALL-TIME LEADING RUSHER** – On second-and-seven from the Dallas 30-yard line with 9:28 remaining in the fourth quarter against Seattle at Texas Stadium on Oct. 27, Emmitt Smith burst up the middle on an 11-yard run to become the NFL's all-time leading rusher. With that carry, he moved past Walter Payton's mark of 16,726 career rushing yards. Smith finished the day with 109 yards on 24 carries. By season's end, he had extended the record to 17,162 career rushing yards.

## 2003

**PARCELLS BECOMES SIXTH COACH IN CLUB HISTORY** – On Jan. 2, Bill Parcells was named the sixth head coach in club history, replacing Dave Campo who was fired on December 30. In 15 seasons as a head coach with the New York Giants, the New England Patriots and the New York Jets, Parcells has posted a 149-106-1 record, including victories in Super Bowls XXI and XXV with the Giants and an appearance in Super Bowl XXXI with the Patriots. His 149 career wins place him 13th in NFL history.

**EMMITT SMITH RELEASED** – On Feb. 27, Emmitt Smith was released after 13 seasons with the club. He departs as the NFL's all-time leading rusher and holds or is tied for 62 club records. On March 27, Smith signed a two-year contract with the Arizona Cardinals.

**TEX SCHRAMM DIES** – One of the founding fathers of the Dallas Cowboys, Tex Schramm died on July 15 at the age of 83.

**SCHRAMM HONORED** – The first president and general manager of the club, Tex Schramm became the 12th member of the Ring of Honor. He was a driving force in turning a 1960 expansion team into one of the most popular and successful sports franchises in the world, Schramm was honored during a halftime ceremony of the Philadelphia game on Oct. 12.

**COWBOYS POST 10 WINS AND RETURN TO THE PLAYOFFS** – The Cowboys topped the N.Y. Giants on Dec. 21 to record their 10th win of the season and secure a wild card berth in the playoffs. It was the club's 27th postseason appearance, extending their NFL record. It was also the 24th season in franchise history that the club had posted at least 10 wins, also a league record.



## 2004

**HARRIS AND WRIGHT HONORED** – Two members of the NFL's All-Decade team from the 1970s, Cliff Harris and Rayfield Wright, became the 13th and 14th members of the Ring of Honor. The duo were key members of the Cowboys teams that captured Super Bowl VI and XII titles and were both six-time Pro Bowl selections. Harris and Wright were honored during a ceremony at halftime of the N.Y. Giants game on Oct. 10.

**ARLINGTON TEXAS AND THE DALLAS COWBOYS** – With 55% of the vote, the citizens of Arlington, Texas, overwhelming support a stadium referendum at the polls on Nov. 2. The public-private partnership between the City of Arlington and the Dallas Cowboys will fund a retractable roof stadium with capacity for up to 90,000 people in the heart of Arlington's entertainment district. With over \$400 million committed by the team and stadium users, it will be the largest private investment in a stadium in NFL history, and the stadium will give North Texas the ability to bring major events like the Super Bowl and the NCAA Final Four to the region.

**SMITH AND WOODSON RETIRE** – Within one month's time, the NFL's all-time leading rusher and the Cowboys all-time leading tackler walk away from the game of football for the final time. At a December 29 press conference, Darren Woodson announced his retirement after 12 seasons with the Cowboys. Woodson departed with the club record for career tackles with 1,350. Just a few weeks later on February 3, 2005 at a press conference in Jacksonville, Florida, at Super Bowl XXXIX, Emmitt Smith announced his retirement after 13 seasons with the Cowboys and two with the Arizona Cardinals. In 15 NFL seasons he amassed league records with 18,355 rushing yards, 164 rushing touchdowns and 78 100-yard rushing games.

## 2005

**TRIPLETS HONORED** – Troy Aikman, Michael Irvin and Emmitt Smith, the cornerstone players of the three-time Super Bowl Champion Cowboys' teams of the 1990's became the 15th, 16th and 17th members of the club's Ring of Honor. The trio finished their Cowboys career holding almost every major passing, receiving and rushing record while helping the team become the NFL's Team of the Decade for the '90s. A record crowd of 65,207 fans pack Texas Stadium to witness the halftime event during the Monday Night Football match-up against division rival Washington on Sept. 19.

**29TH WINNING SEASON** – With a 24-20 win at Carolina, the Cowboys clinch the 29th winning season in the franchise's 46 years in operation. Dallas finished the year 9-7.

**20 MILLION FANS** – The Cowboys played in front of 63,131 fans in the regular season finale at Texas Stadium on Jan. 1, 2006, pushing the club's all-time home attendance figure past the 20 million mark. Dating back to the 1960 franchise opener at the Cotton Bowl, 20,002,761 fans have now seen the Dallas Cowboys live at the Cotton Bowl and Texas Stadium.

## 2006

**AIKMAN AND WRIGHT ENTER HALL OF FAME** – Three time Super Bowl Champion quarterback Troy Aikman and six-time Pro Bowl tackle Rayfield Wright become the eighth and ninth former Cowboys to be enshrined in the Pro Football Hall of Fame in Canton, Ohio. Aikman, the MVP of Super Bowl XXVII and the winningest quarterback of the 1990's is selected in his first year of eligibility. Wright, a member of the NFL's 1970s All-Decade team and two Super Bowl winning teams in Dallas is selected in his first year as a senior's committee nominee. Enshrinement ceremonies were scheduled for Aug. 5, 2006 in Canton, Ohio.

**CONSTRUCTION BEGINS ON NEW COWBOYS STADIUM** – On April 10, 2006, ground was broken on the new Dallas Cowboys Stadium in Arlington, Texas. The state-of-the-art venue is scheduled for completion by the start of the 2009 NFL season and will accommodate between 80,000 and 100,000 fans.

**30th WINNING SEASON AND 28th PLAYOFF APPEARANCE** – A victory over the Atlanta Falcons in the Georgia Dome on Dec. 16 wrapped up the Cowboys place in the NFL playoffs for the 28th time while securing the club's 30th winning season (9-7).

## 2007

**PHILLIPS HIRED AS SEVENTH HEAD COACH** – On Feb. 8, Jerry Jones announced the appointment of Wade Phillips as the seventh head coach in Dallas Cowboys history. Phillips, who brought a previous 45-35 record as an NFL head coach to the club, replaced Bill Parcells who announced his retirement from coaching on Jan. 22.

**SUPER BOWL AWARDED TO NORTH TEXAS AND COWBOYS NEW STADIUM** – On May 22, at NFL owners' meetings in Nashville, North Texas was selected to host Super Bowl XLV. The game will be played at the Cowboys new stadium in Arlington, Texas on February 6, 2011. The first Super Bowl to be presented in North Texas was awarded on the fourth ballot of a vote by the NFL ownership.

**IRVIN ENTERS HALL OF FAME** – Michael Irvin, a member of six divisional winners and three Super Bowl championship teams with the Cowboys of the 1990s, became the 10th former Dallas Cowboys player to be enshrined in the Pro Football Hall of Fame. Irvin, the Cowboys career leader in receptions and yardage, chose team owner Jerry Jones to present him for induction at the ceremony in Canton, Ohio on Aug. 4, 2007.

**COWBOYS WIN NFC EASTERN DIVISION** – With a 28-27 win at Detroit (Dec. 9), the Cowboys clinched the NFC Eastern Division title for the first time since 1998. The win gave Dallas its 20th division championship (16th NFC East). Dallas closed the season with an NFC-best 13-3 record, tying the club mark for regular season victories that was set in 1992.


2008

**PRO BOWL COWBOYS** – A record 13 Dallas Cowboys participated in the Pro Bowl in Hawaii (Feb. 10). Representing the club on offense were starters Tony Romo (QB), Terrell Owens (WR), Flozell Adams (LT), Andre Gurode (C), Leonard Davis (RG) and Jason Witten (TE). Marion Barber (RB) was a reserve for the NFC offense. On the defensive side, DeMarcus Ware (LB) and Ken Hamlin (FS) were starters while Roy Williams (SS), Terence Newman (CB) and Greg Ellis (LB) were reserves. Rookie placekicker Nick Folk was also selected.




Of the 13 players selected to the Pro Bowl, six made the trip to Hawaii for the first time.

Barber



Folk




Newman




Hamlin



Davis



Ellis



# Cowboys Attendance Records

The Cowboys played in the Cotton Bowl (capacity 72,132 in 1970) from 1960 until Texas Stadium was opened on Oct. 24, 1971 against New England. In 1985 seats were removed from Texas Stadium to make room for 118 Crown Suites

## TOTAL ATTENDANCE

Year	Home Games (No.)	Avg.	Percent Change	Road Games (No.)	Pre-Season Games (No.)	Post-Season Games (No.)	Grand Total
1960	128,500 (6)	21,417	—	214,820 (6)	120,284 (6)	—	463,604
1961	172,000 (7)	24,571	+33.9%	251,443 (7)	97,584 (5)	—	521,027
1962	152,446 (7)	21,778	-11.4%	278,807 (7)	178,683 (5)	—	609,936
1963	188,727 (7)	26,961	+23.8%	280,062 (7)	214,290 (5)	—	683,079
1964	268,661 (7)	38,380	+42.3%	356,339 (7)	207,751 (5)	—	832,751
1965	388,912 (7)	55,559	+44.8%	366,390 (7)	199,395 (5)	65,569 (1)	1,020,266
1966	473,373 (7)	67,625	+21.7%	408,899 (7)	238,186 (5)	75,504 (1)	1,195,952
1967	460,476 (7)	65,782	-2.7%	402,843 (7)	278,511 (5)	121,647 (2)	1,263,477
1968	470,110 (7)	67,158	+2.1%	401,626 (7)	300,909 (6)	104,458 (2)	1,277,103
1969	443,352 (7)	63,336	-5.7%	434,477 (7)	384,095 (6)	100,472 (2)	1,362,396
1970	411,531 (7)	58,790	-7.2%	398,377 (7)	347,327 (6)	212,847 (3)	1,370,082
1971	466,220 (7)	66,603	+13.3%	416,043 (7)	375,250 (6)	195,716 (3)	1,454,229
1972	446,990 (7)	63,856	-4.1%	391,852 (7)	474,273 (7)	114,343 (2)	1,427,458
1973	433,030 (7)	61,861	-3.1%	423,177 (7)	355,994 (6)	128,815 (2)	1,341,016
1974	373,435 (7)	53,348	-13.8%	378,233 (7)	284,620 (6)	—	1,036,288
1975	402,294 (7)	57,471	+7.7%	404,073 (7)	273,567 (6)	211,095 (3)	1,291,029
1976	412,698 (7)	58,957	+2.6%	414,867 (7)	320,564 (6)	62,436 (1)	1,210,565
1977	432,885 (7)	61,840	+5.0%	398,486 (7)	329,549 (6)	201,288 (3)	1,362,208
1978	498,865 (8)	62,358	+0.9%	484,905 (8)	260,344 (4)	206,644 (3)	1,450,578
1979	508,965 (8)	63,621	+0.2%	488,432 (8)	268,989 (5)	64,792 (1)	1,331,178
1980	477,378 (8)	59,672	-6.2%	492,828 (8)	244,612 (4)	195,251 (3)	1,410,069
1981	511,541 (8)	63,943	+7.2%	502,392 (8)	243,849 (4)	124,373 (2)	1,383,155
1982	269,981 (5)	53,996	-15.6%	217,153 (4)	208,057 (4)	180,059 (3)	879,250
1983	505,793 (8)	63,224	+17.1%	481,230 (8)	217,621 (4)	43,521 (1)	1,248,165
1984	479,733 (8)	59,967	-5.2%	523,951 (8)	203,646 (4)	—	1,207,330
1985	478,958 (8)	59,870	-0.2%	489,913 (8)	193,795 (4)	66,351 (1)	1,229,017
1986	469,806 (8)	58,726	-1.9%	518,627 (8)	299,134 (5)	—	1,287,567
1987	344,406 (7)	49,201	-16.2%	416,141 (8)	199,327 (4)	—	959,874
1988	393,129 (8)	49,141	-0.1%	528,529 (8)	177,080 (4)	—	1,098,738
1989	418,346 (8)	52,293	+6.4%	490,586 (8)	215,219 (4)	—	1,124,151
1990	475,432 (8)	59,429	+13.7%	483,944 (8)	173,716 (4)	—	1,133,092
1991	501,901 (8)	62,738	+5.6%	537,101 (8)	219,022 (4)	140,884 (2)	1,398,908
1992	506,758 (8)	63,345	+1.0%	580,181 (8)	284,898 (5)	227,015 (3)	1,598,852
1993	510,068 (8)	63,759	+0.7%	533,380 (8)	283,409 (5)	202,509 (3)	1,529,366
1994	516,628 (8)	64,579	+1.3%	512,896 (8)	354,574 (5)	133,870 (2)	1,517,968
1995	518,167 (8)	64,771	+0.3%	518,468 (8)	305,545 (5)	205,853 (3)	1,548,033
1996	513,794 (8)	64,224	-0.8%	556,875 (8)	264,937 (5)	137,490 (2)	1,473,096
1997	511,767 (8)	63,971	-0.4%	541,187 (8)	240,871 (4)	—	1,293,825
1998	510,438 (8)	63,805	-0.3%	564,224 (8)	354,816 (5)	62,969 (1)	1,492,447
1999	513,295 (8)	64,162	+0.6%	523,375 (8)	232,646 (5)	64,056 (1)	1,333,372
2000	504,360 (8)	63,045	-1.7%	571,110 (8)	289,340 (5)	—	1,364,810
2001	505,501 (8)	63,187	+0.1%	550,712 (8)	261,647 (5)	—	1,317,860
2002	504,717 (8)	63,089	-0.1%	542,694 (8)	246,211 (4)	—	1,293,622
2003	511,244 (8)	63,903	+1.3%	560,476 (8)	195,073 (4)	73,014 (1)	1,339,787
2004	510,892 (8)	63,861	0.0%	575,112 (8)	225,759 (4)	—	1,311,763
2005	505,258 (8)	63,157	-1.1%	575,780 (8)	193,687 (4)	—	1,274,725
2006	506,308 (8)	63,289	+1.0%	583,201 (8)	203,543 (4)	68,058 (1)	1,361,110
2007	508,278 (8)	63,535	+0.5%	579,470 (8)	254,659 (4)	63,660 (1)	1,542,050
Total	21,016,846(361)	58,218	—	22,145,687(361)	12,296,858(233)	3,727,661(59)	59,454,760

## LARGEST CROWDS

HOME	
Regular Season	
80,259	vs. Cleveland, Nov. 24, 1966
79,965	vs. St. Louis, Dec. 4, 1966
*66,689	vs. N.Y. Jets, Dec. 4, 1971
†65,207	vs. Washington, Sept. 19, 2005
Preseason	
75,504	vs. Green Bay, Jan. 1, 1967
*66,311	vs. San Francisco, Jan. 2, 1972
†65,135	vs. Green Bay, Jan. 14, 1996
Postseason	
78,807	vs. Green Bay, Aug. 28, 1967
*65,405	vs. Houston, Aug. 5, 1972
†63,923	vs. Denver, Aug. 21, 1994
*Texas Stadium record	
†Texas Stadium record after 1985 improvements	
AWAY	
Regular Season	
91,505	@ L.A. Raiders, Oct. 25, 1992
90,588	@ Washington, Dec. 18, 2005
90,367	@ Washington, Sept. 27, 2004
Postseason	
84,483	@ L.A. Rams, Jan. 4, 1976
Preseason	
87,381	@ L.A. Rams, Aug. 8, 1969
NEUTRAL	
Postseason	
98,374	vs. Buffalo @ Pasadena, Jan. 31, 1993
Preseason	
112,376	vs. Houston @ Mexico City, Aug. 15, 1994
106,424	vs. N. Eng. @ Mexico City, Aug. 17, 1998

## SMALLEST CROWDS

HOME	
†11,000	— vs. San Francisco, Nov. 20, 1960
12,692	— vs. Chicago, Nov. 18, 1962
AWAY	
4,954	— vs. Minnesota, Aug. 5, 1961 in Sioux Falls, S.D.
12,370	@ N.Y. Jets, Oct. 4, 1987

†Estimated; no turnstiles in Cotton Bowl in 1960 and 1961

## SELLOUT STREAKS

- Longest home sellout streak** — 145 straight games (began 9/9/91 vs. Washington, still active) regular season and playoffs
- Last home non-sellout** (regular season and playoffs) — 12/16/90 vs. Phoenix (128 straight)
- Longest road sellout streak** — 81 straight games (began 12/23/90 @ Philadelphia, ended 12/24/99 @ New Orleans) regular season and playoffs
- Last road non-sellout** (regular season and playoffs) — 10/20/02 @ Arizona (29 straight)
- Longest sellout streak** (home and away — regular season and playoffs) — 160 straight games (began 12/16/90 vs. Phoenix, ended 12/24/99 @ New Orleans)
- Last non-sellout** (regular season and playoffs) — 10/20/02 @ Arizona (58 straight)

# Cowboys During the Week

The Dallas Cowboys have a tradition of showing up on the football schedule just about any day of the week. Besides the annual Thanksgiving Day games, the Cowboys have also played on Christmas Day. Besides Sundays, the Cowboys have shown up on Thursdays, Fridays, Saturdays and Mondays. When it comes to prime time, the Cowboys are also front and center on Sunday and Monday nights.

(All Games Regular Season Only Unless Indicated)

## Thanksgiving Day Games (25-14-1)

Since 1966, the Cowboys have been a fixture on Thanksgiving Day, having hosted the annual contest for 41 of the last 43 years. In 1975 and 1977, the St. Louis Cardinals played host to the game in place of Dallas. In 1978, the game returned to Dallas for good. The Cowboys have posted a 25-14-1 record in the holiday classic and a 26-14 mark the following week. Here are the Cowboys' annual Thanksgiving Day results:

Date	Result	Win/Loss	TV
11/24/66	DALLAS 26, Cleveland 14	Win	CBS
11/23/67	DALLAS 46, St. Louis 21	Win	CBS
11/28/68	DALLAS 29, Washington 20	Win	CBS
11/27/69	DALLAS 24, San Francisco 20	Tie	CBS
11/26/70	DALLAS 16, Green Bay 3	Win	CBS
11/25/71	DALLAS 28, Los Angeles 21	Win	CBS
11/23/72	San Francisco 31, DALLAS 10	Loss	CBS
11/22/73	Miami 14, DALLAS 7	Loss	NBC
11/28/74	DALLAS 24, Washington 23	Win	CBS
11/25/76	DALLAS 19, St. Louis 14	Win	CBS
11/23/78	DALLAS 37, Washington 10	Win	CBS
11/22/79	Houston 30, DALLAS 24	Loss	NBC
11/27/80	DALLAS 51, Seattle 7	Win	NBC
11/26/81	DALLAS 10, Chicago 9	Win	CBS
11/25/82	DALLAS 31, Cleveland 14	Win	NBC
11/24/83	DALLAS 35, St. Louis 17	Win	CBS
11/22/84	DALLAS 20, New England 17	Win	NBC
11/28/85	DALLAS 35, St. Louis 17	Win	CBS
11/27/86	Seattle 31, DALLAS 14	Loss	NBC
11/26/87	Minnesota 44, DALLAS 38 (OT)	Loss	CBS
11/24/88	Houston 25, DALLAS 17	Loss	NBC
11/23/89	Philadelphia 27, DALLAS 0	Loss	CBS
11/22/90	DALLAS 27, Washington 17	Win	CBS
11/28/91	DALLAS 20, Pittsburgh 10	Win	NBC
11/26/92	DALLAS 30, N.Y. Giants 3	Win	CBS
11/25/93	Miami 16, DALLAS 14	Loss	NBC
11/24/94	DALLAS 42, Green Bay 31	Win	FOX
11/23/95	DALLAS 24, Kansas City 12	Win	NBC
11/28/96	DALLAS 21, Washington 10	Win	FOX
11/27/97	Tennessee 27, DALLAS 14	Loss	NBC
11/26/98	Minnesota 46, DALLAS 36	Loss	FOX
11/25/99	DALLAS 20, Miami 0	Win	CBS
11/23/00	Minnesota 27, DALLAS 15	Loss	FOX
11/22/01	Denver 26, DALLAS 24	Loss	CBS
11/28/02	DALLAS 27, Washington 20	Win	FOX
11/27/03	Miami 40, DALLAS 21	Loss	CBS
11/25/04	DALLAS 21, Chicago 7	Win	FOX
11/24/05	Denver 24, DALLAS 21 (OT)	Loss	CBS
11/23/06	DALLAS 38, Tampa Bay 10	Win	FOX
11/22/07	DALLAS 34, N.Y. Jets 3	Win	CBS

## Christmas Day Games

Date	Result	Win/Loss	TV
12/25/95	Dallas 37, ARIZONA 13	Win	ABC
12/25/00	TENNESSEE 31, Dallas 0	Loss	ABC
12/25/06	Philadelphia 23, DALLAS 7	Loss	NBC

### Postseason

12/25/71	Dallas 20, MINNESOTA 12	Win	
----------	-------------------------	-----	--

## New Year's Day Games

Date	Result	Win/Loss	TV
1/1/06	St. Louis 20, DALLAS 10	Loss	ESPN
1/1/67	Green Bay 34, DALLAS 27	Loss	CBS
1/1/78	Dallas 23, MINNESOTA 6	Win	CBS

## Thursday Games

Date	Result	Win/Loss	TV
10/26/78	Minnesota 21, DALLAS 10	Loss	ABC
11/29/07	DALLAS 37, Green Bay 27	Win	NFLN

## Friday Games

Date	Result	Win/Loss	TV
9/30/60	Philadelphia 27, DALLAS 25	Loss	
12/24/99	NEW ORLEANS 31, Dallas 24	Loss	FOX

## Saturday Games (13-10)

Date	Result	Win/Loss	TV
9/24/60	Pittsburgh 35, DALLAS 28	Loss	
9/14/63	St. Louis 34, DALLAS 7	Loss	
9/12/64	St. Louis 16, DALLAS 6	Loss	
12/11/65	DALLAS 27, St. Louis 13	Win	CBS
12/16/67	SAN FRANCISCO 24, Dallas 16	Loss	CBS
12/13/69	DALLAS 27, Baltimore 10	Win	CBS
12/12/70	Dallas 6, CLEVELAND 2	Win	CBS
12/4/71	DALLAS 52, N.Y. Jets 10	Win	NBC
12/18/71	DALLAS 31, St. Louis 12	Win	CBS
12/9/72	DALLAS 34, Washington 24	Win	CBS
12/7/74	DALLAS 41, Cleveland 17	Win	NBC
12/14/74	OAKLAND 27, Dallas 23	Loss	ABC
12/13/75	DALLAS 31, Washington 10	Win	CBS
12/8/79	Dallas 24, PHILADELPHIA 17	Win	CBS
12/19/81	N.Y. GIANTS 13, Dallas 10 (OT)	Loss	CBS
12/16/89	N.Y. GIANTS 15, Dallas 0	Loss	CBS
12/18/93	Dallas 28, N.Y. JETS 7	Win	CBS
12/10/94	Cleveland 19, DALLAS 14	Loss	NBC
12/24/94	N.Y. GIANTS 15, Dallas 10	Loss	FOX
12/21/02	Philadelphia 27, DALLAS 3	Loss	ESPN
12/24/05	Dallas 24, CAROLINA 20	Win	FOX
12/16/06	Dallas 38, ATLANTA 28	Win	NFLN
12/22/07	Dallas 20, CAROLINA 13	Win	NFLN

### Postseason (6-6)

12/21/68	CLEVELAND 31, Dallas 20	Loss	CBS
12/26/70	DALLAS 5, Detroit 0	Win	CBS
12/25/71	Dallas 20, MINNESOTA 12	Win	CBS
12/23/72	Dallas 30, SAN FRANCISCO 28	Win	CBS
12/30/78	DALLAS 27, Atlanta 20	Win	CBS
1/2/82	DALLAS 38, Tampa Bay 0	Win	CBS
1/22/83	WASHINGTON 31, Dallas 17	Loss	CBS
1/4/86	L.A. RAMS 20, Dallas 0	Loss	CBS
12/28/96	DALLAS 40, Minnesota 15	Win	ABC
1/2/99	Arizona 20, DALLAS 7	Loss	ABC
1/3/04	CAROLINA 29, Dallas 10	Loss	ABC
1/6/07	SEATTLE 21, Dallas 20	Loss	NBC

## Sunday Night Games (15-14)

Date	Result	Win/Loss	TV
10/14/79	DALLAS 30, Los Angeles 6	Win	ABC
10/26/80	DALLAS 42, San Diego 31	Win	ABC
10/18/81	DALLAS 29, Los Angeles 17	Win	ABC
10/23/83	L.A. Raiders 40, DALLAS 38	Loss	ABC
10/21/84	DALLAS 30, New Orleans 27 (OT)	Win	ABC
10/6/85	Dallas 30, N.Y. GIANTS 29	Win	ABC
12/7/86	L.A. RAMS 29, Dallas 10	Loss	ABC
11/22/87	Miami 20, DALLAS 14	Loss	ESPN
11/13/88	Minnesota 43, DALLAS 3	Loss	ESPN
11/5/89	Dallas 13, WASHINGTON 3	Win	ESPN
11/11/90	San Francisco 24, DALLAS 6	Loss	ESPN
9/22/91	Dallas 17, PHOENIX 9	Win	TNT
10/19/93	Dallas 17, PHOENIX 10	Win	TNT
9/17/95	Dallas 23, MINNESOTA 17 (OT)	Win	TNT
7/9/97	ARIZONA 25, Dallas 22 (OT)	Loss	TNT
12/27/98	DALLAS 23, Washington 7	Win	ESPN
12/5/99	NEW ENGLAND 13, Dallas 6	Loss	ESPN
9/10/00	ARIZONA 32, Dallas 31	Loss	ESPN
9/30/01	PHILADELPHIA 40, Dallas 18	Loss	ESPN
9/8/02	HOUSTON 19, Dallas 10	Loss	ESPN
11/16/03	NEW ENGLAND 12, Dallas 0	Loss	ESPN
1/2/05	N.Y. GIANTS 28, Dallas 24	Loss	ESPN
1/1/06	St. Louis 20, DALLAS 10	Loss	ESPN
9/17/06	DALLAS 27, Washington 10	Win	NBC
10/29/06	Dallas 35, CAROLINA 14	Win	NBC
12/10/06	New Orleans 42, DALLAS 17	Loss	NBC
9/9/07	DALLAS 45, N.Y. Giants 35	Win	NBC
9/23/07	Dallas 34, CHICAGO 10	Win	NBC
11/4/07	Dallas 38, PHILADELPHIA 17	Win	NBC

Home team in CAPS

### Monday Night Football (40-29)

The Cowboys will be making their 70th appearance on Monday Night Football during the 2008 season. The majority of the Cowboys MNF games were played on ABC Monday Night Football from 1970-2005 when they appeared on the prime time telecast 67 times posting a 39-28 record including a 17-11 record at home and a 22-17 mark on the road. Only Miami, with 71 games, has appeared on MNF more. The 40 MNF wins by the Cowboys are the most in league history. ESPN landed the telecast in 2006 and since then the Cowboys have appeared twice on MNF with a 1-1 record. The week after playing on MNF, the Cowboys are 31-27 (five times the Cowboys final game of the season was on a Monday night and six times they followed with a bye). Here are the Cowboys Monday Night Football results:

Date	Result	Win/Loss	Date	Result	Win/Loss
11/16/70	St. Louis 38, DALLAS 0	Loss	9/9/91	Washington 33, DALLAS 31	Loss
10/11/71	DALLAS 20, N.Y. Giants 13	Win	9/7/92	DALLAS 23, Washington 10	Win
10/30/72	DALLAS 28, Detroit 24	Win	10/5/92	PHILADELPHIA 31, Dallas 7	Loss
9/24/73	DALLAS 40, New Orleans 3	Win	12/21/92	Dallas 41, ATLANTA 17	Win
10/8/73	WASHINGTON 14, Dallas 7	Loss	9/6/93	WASHINGTON 35, Dallas 16	Loss
9/23/74	PHILADELPHIA 13, Dallas 10	Loss	12/6/93	DALLAS 23, Philadelphia 17	Win
10/6/75	Dallas 36, DETROIT 10	Win	9/19/94	Detroit 20, DALLAS 17 (OT)	Loss
11/10/75	Kansas City 34, DALLAS 31	Loss	11/7/94	DALLAS 38, N.Y. Giants 10	Win
11/15/76	DALLAS 17, Buffalo 10	Win	12/19/94	Dallas 24, NEW ORLEANS 16	Win
11/14/77	St. Louis 24, DALLAS 17	Loss	9/4/95	Dallas 35, N.Y. GIANTS 0	Win
12/12/77	Dallas 42, SAN FRANCISCO 35	Win	11/6/95	DALLAS 34, Philadelphia 12	Win
9/4/78	DALLAS 38, Baltimore 0	Win	12/25/95	Dallas 37, ARIZONA 13	Win
10/2/78	WASHINGTON 9, Dallas 5	Loss	9/2/96	CHICAGO 22, Dallas 6	Loss
9/24/79	CLEVELAND 26, Dallas 7	Loss	9/30/96	Dallas 23, PHILADELPHIA 19	Win
11/12/79	Philadelphia 31, DALLAS 21	Loss	11/18/96	DALLAS 21, Green Bay 6	Win
9/8/80	Dallas 17, WASHINGTON 3	Win	9/15/97	DALLAS 21, Philadelphia 20	Win
12/15/80	LOS ANGELES 38, Dallas 14	Loss	10/13/97	WASHINGTON 21, Dallas 16	Loss
9/21/81	Dallas 35, NEW ENGLAND 21	Win	12/8/97	Carolina 23, DALLAS 13	Loss
11/9/81	DALLAS 27, Buffalo 14	Win	9/21/98	Dallas 31, N.Y. GIANTS 7	Win
9/13/82	Pittsburgh 36, DALLAS 28	Loss	11/2/98	Dallas 34, PHILADELPHIA 0	Win
12/13/82	Dallas 37, HOUSTON 7	Win	9/20/99	DALLAS 24, Atlanta 7	Win
1/3/83	MINNESOTA 31, Dallas 27	Loss	10/18/99	N.Y. GIANTS 13, Dallas 10	Loss
9/5/83	Dallas 31, WASHINGTON 30	Win	11/8/99	MINNESOTA 27, Dallas 17	Loss
12/19/83	SAN FRANCISCO 42, Dallas 17	Loss	10/18/00	Dallas 27, WASHINGTON 21	Win
9/3/84	Dallas 20, L.A. RAMS 13	Win	12/25/00	TENNESSEE 31, Dallas 0	Loss
12/17/84	MIAMI 28, Dallas 21	Loss	10/15/01	DALLAS 9, Washington 7	Win
9/9/85	DALLAS 44, Washington 14	Win	9/15/03	Dallas 35, N.Y. GIANTS 32 (OT)	Win
11/4/85	ST. LOUIS 21, Dallas 10	Loss	9/27/04	Dallas 21, WASHINGTON 18	Win
9/8/86	DALLAS 31, N.Y. Giants 28	Win	11/15/04	Philadelphia 49, DALLAS 21	Loss
9/29/86	Dallas 31, ST. LOUIS 7	Win	12/6/04	Dallas 43, SEATTLE 39	Win
10/19/87	Washington 13, DALLAS 7	Loss	9/19/05	Washington 14, DALLAS 13	Loss
11/2/87	DALLAS 33, N.Y. Giants 24	Win	11/14/05	Dallas 21, PHILADELPHIA 20	Win
12/21/87	Dallas 29, L.A. RAMS 21	Win	10/23/06	N.Y. Giants 36, DALLAS 22	Loss
9/12/88	Dallas 17, PHOENIX 14	Win	12/25/06	Philadelphia 23, DALLAS 7	Loss
10/3/88	NEW ORLEANS 20, Dallas 17	Loss	10/8/07	Dallas 25, BUFFALO 24	Win

### Monday Night Games

Date	Result	Win/Loss	TV	Date	Result	Win/Loss	TV
10/4/65	ST. LOUIS 20, Dallas 13	Loss		12/26/77	DALLAS 37, Chicago 7	Win	CBS
10/28/68	Green Bay 28, DALLAS 17	Loss	CBS	12/26/83	L.A. Rams 24, DALLAS 17	Loss	CBS
10/27/69	DALLAS 25, New York 3	Win	CBS				

(prior to the 1970 creation of ABC MNF)

### All-Time Preseason Record (114-117-2)

Arizona	0-3	Miami	3-1
Atlanta	1-2	Minnesota	3-5-1
Baltimore	0-0	New England	1-4
Buffalo	1-2	New Orleans	4-3
Carolina	1-0	New York Giants	1-1
Chicago	3-5	New York Jets	2-1
Cincinnati	0-0	Oakland	9-16
Cleveland	1-1	Philadelphia	0-0
College All-Stars	1-0	Pittsburgh	7-7
Denver	6-6	St. Louis	10-13
Detroit	3-1-1	San Diego	6-4
Green Bay	6-9	San Francisco	9-4
Houston	2-2	Seattle	2-3
Indianapolis	4-5	Tampa Bay	0-0
Jacksonville	3-2	Tennessee	20-13
Kansas City	5-4	Washington	0-0

## Cowboys Indoors (21-20)

The Dallas Cowboys played their first indoor football game Nov. 24, 1974 in the Houston Astrodome, posting a 10-0 win over the Oilers. Since that date, the Cowboys have gone 21-20 inside in the regular season. The club is 2-2 indoors in the postseason, with both wins coming in Super Bowls.

### Dome Game Results

#### Arizona Cardinals (1-0)

11/12/06 Dallas 27, ARIZONA 10 ..... Win

#### Atlanta Falcons (3-2)

12/21/92 Dallas 41, ATLANTA 17 ..... Win  
 11/2/93 ATLANTA 27, Dallas 14 ..... Loss  
 10/29/95 Dallas 28, ATLANTA 13 ..... Win  
 11/11/01 ATLANTA 20, Dallas 13 ..... Loss  
 12/16/06 Dallas 38, ATLANTA 28 ..... Win

#### Detroit Lions (5-6)

10/6/75 Dallas 36, DETROIT 10 ..... Win  
 11/15/81 DETROIT 27, Dallas 24 ..... Loss  
 9/15/85 DETROIT 26, Dallas 21 ..... Loss  
 9/14/86 Dallas 31, Detroit 7 ..... Win  
 11/8/87 DETROIT 27, Dallas 17 ..... Loss  
 10/27/91 DETROIT 34, Dallas 10 ..... Loss  
 11/8/92 Dallas 37, DETROIT 3 ..... Win  
 1/6/02 DETROIT 15, Dallas 10 ..... Loss  
 11/3/02 DETROIT 9, Dallas 7 ..... Loss  
 10/19/03 Dallas 38, DETROIT 7 ..... Win  
 12/9/07 Dallas 28, DETROIT 27 ..... Win

#### Houston Texans (0-1)

9/8/02 HOUSTON 19, Dallas 10 ..... Loss

#### Indianapolis Colts (1-2)

10/10/93 Dallas 27, Indianapolis 3 ..... Win  
 10/31/99 INDIANAPOLIS 34, Dallas 24 ..... Loss  
 11/17/02 INDIANAPOLIS 20, Dallas 3 ..... Loss

#### Minnesota Vikings (3-3)

1/3/83 MINNESOTA 31, Dallas 27 ..... Loss  
 10/2/83 Dallas 37, MINNESOTA 24 ..... Win  
 12/12/93 Dallas 37, MINNESOTA 20 ..... Win  
 9/17/95 Dallas 23, MINNESOTA 17 (OT) ..... Win  
 11/8/99 MINNESOTA 27, Dallas 17 ..... Loss  
 9/12/04 MINNESOTA 35, Dallas 17 ..... Loss

#### New Orleans Saints (2-5)

9/19/76 Dallas 24, NEW ORLEANS 6 ..... Win  
 10/3/88 NEW ORLEANS 20, Dallas 17 ..... Loss  
 9/10/89 NEW ORLEANS 28, Dallas 0 ..... Loss  
 12/19/94 Dallas 24, NEW ORLEANS 16 ..... Win  
 12/6/98 NEW ORLEANS 22, Dallas 3 ..... Loss  
 12/24/99 NEW ORLEANS 31, Dallas 24 ..... Loss  
 12/28/03 NEW ORLEANS 13, Dallas 7 ..... Loss

#### St. Louis Rams (1-0)

9/29/02 Dallas 13, ST. LOUIS 10 ..... Win

#### Seattle Seahawks (2-0)

10/3/76 Dallas 28, SEATTLE 13 ..... Win  
 12/4/83 Dallas 35, SEATTLE 10 ..... Win

#### Tennessee Titans (3-1)

11/24/74 Dallas 10, HOUSTON 0 ..... Win  
 12/13/82 Dallas 37, HOUSTON 7 ..... Win  
 9/29/85 Dallas 17, HOUSTON 10 ..... Win  
 11/10/91 HOUSTON 26, Dallas 23 (OT) ..... Loss

#### Postseason

##### Super Bowl XII – New Orleans, Superdome

1/15/78 Dallas 27, Denver 10 ..... Win

##### NFC Divisional Playoffs

1/5/92 DETROIT 38, Dallas 6 ..... Loss

##### Super Bowl XXVIII – Atlanta, Georgia Dome

1/30/94 Dallas 30, Buffalo 13 ..... Win

##### NFC Wild Card Game

1/9/00 MINNESOTA 27, Dallas 10 ..... Loss



*Deion Sanders made his Cowboys debut at the Georgia Dome in 1995 against the Atlanta Falcons, who drafted him in 1989. Sanders started on defense and caught a pass for six yards on offense.*

# COWBOYS OVERTIME GAMES

The Cowboys have played in 24 regular season overtime games with a record of 13-11 since the NFL adopted the extra session in 1974.

	Score by Quarters					OT	Total	Winning Score
	1	2	3	4	OT			
<b>Sept. 28, 1975 at Texas Stadium</b>								
*St. Louis	0	3	14	14	0	—	31	DuPree 3 pass from Staubach at 7:07
DALLAS	0	7	21	3	6	—	37	
<b>Nov. 2, 1975 at RFK Stadium</b>								
*DALLAS	0	17	0	7	0	—	24	
Washington	3	7	7	7	6	—	30	Kilmer 1 run at 8:26
<b>Sept. 18, 1977 at Metropolitan Stadium</b>								
DALLAS	0	3	0	7	6	—	16	Staubach 4 run at 8:46
*Minnesota	7	0	0	3	0	—	10	
<b>Oct. 15, 1978 at Busch Stadium</b>								
*DALLAS	0	7	14	0	3	—	24	FG Septien 47 at 11:32
St. Louis	7	7	0	7	0	—	21	
<b>Dec. 19, 1981 at Giants Stadium</b>								
*DALLAS	0	0	0	10	0	—	10	
N.Y. Giants	0	0	7	3	3	—	13	FG Danelo 35 at 8:41
<b>Oct. 9, 1983 at Texas Stadium</b>								
Tampa Bay	10	0	7	7	0	—	24	
*DALLAS	7	7	3	7	3	—	27	FG Septien 42 at 10:22
<b>Oct. 21, 1984 at Texas Stadium</b>								
New Orleans	0	17	10	0	0	—	27	
*DALLAS	3	0	3	21	3	—	30	FG Septien 41 at 11:18
<b>Nov. 15, 1987 at Sullivan Stadium</b>								
*DALLAS	7	7	0	3	6	—	23	Walker 60 run at 13:10
New England	0	7	0	10	0	—	17	
<b>Nov. 26, 1987 at Texas Stadium</b>								
*Minnesota	14	7	7	10	6	—	44	Nelson 24 run at 7:09
DALLAS	0	14	10	14	0	—	38	
<b>Nov. 10, 1991 at The Astrodome</b>								
DALLAS	10	3	3	7	0	—	23	
*Houston	0	10	3	10	3	—	26	FG Del Greco 23 at 0:29
<b>Jan. 2, 1994 at Giants Stadium</b>								
DALLAS	3	10	0	0	3	—	16	FG Murray 41 at 4:16
*N.Y. Giants	0	0	10	3	0	—	13	
<b>Sept. 19, 1994 at Texas Stadium</b>								
*Detroit	3	7	7	0	3	—	20	FG Hanson 44 at 0:27
DALLAS	7	0	3	7	0	—	17	
<b>Sept. 17, 1995 at The Hubert H. Humphrey Metrodome</b>								
*DALLAS	6	3	0	8	6	—	23	Smith 31 run at 12:34
Minnesota	3	7	0	7	0	—	17	
<b>Nov. 10, 1996 at 3Com Park</b>								
*DALLAS	0	7	0	10	3	—	20	FG Boniol 29 at 8:43
San Francisco	10	0	0	7	0	—	17	
<b>Sept. 7, 1997 at Sun Devil Stadium</b>								
*DALLAS	6	13	3	0	0	—	22	
Arizona	0	7	7	8	3	—	25	FG Butler 20 at 6:30
<b>Sept. 12, 1999 at Redskins Stadium</b>								
DALLAS	7	7	0	21	6	—	41	Ismail 76 pass from Aikman at 10:51
*Washington	3	10	22	0	0	—	35	
<b>Oct. 1, 2000 at Ericsson Stadium</b>								
*DALLAS	0	10	3	0	3	—	16	FG Seder 24 at 11:08
Carolina	0	10	0	3	0	—	13	
<b>Oct. 29, 2000 at Texas Stadium</b>								
*Jacksonville	0	17	0	0	6	—	23	Whitted 37 pass from Brunell at 11:16
DALLAS	7	0	3	7	0	—	17	
<b>Nov. 5, 2000 at Veterans Stadium</b>								
DALLAS	0	7	3	3	0	—	13	
*Philadelphia	0	0	0	13	3	—	16	FG Akers 32 at 7:05
<b>Nov. 4, 2001 at Giants Stadium</b>								
*DALLAS	10	14	0	0	0	—	24	
N.Y. Giants	0	7	7	10	3	—	27	FG Anderson 42 at 7:55
<b>Oct. 20, 2002 at Sun Devil Stadium</b>								
*DALLAS	0	0	6	0	0	—	6	
Arizona	3	3	0	0	3	—	9	FG Gramatica 40 at 3:10
<b>Sept. 15, 2003 at Giants Stadium</b>								
*DALLAS	7	13	6	6	3	—	35	FG Cundiff 25 at 5:56
N.Y. Giants	7	0	7	18	0	—	32	
<b>Oct. 16, 2005 at Texas Stadium</b>								
N.Y. Giants	3	3	0	7	0	—	13	
*DALLAS	0	7	0	6	3	—	16	FG Cortez 45 at 11:13
<b>Nov. 24, 2005 at Texas Stadium</b>								
*Denver	7	7	7	0	3	—	24	FG Elam 24 at 13:39
DALLAS	7	7	0	7	0	—	21	

\*Won toss to begin overtime

STAFF PLAYERS 2007 SEASON RECORDS PLAYOFF RECORDS OVERTIME GAMES SIDELINES





**THE  
SIDELINES**



## Home to the Dallas Cowboys

The Dallas Cowboys have called both the Cotton Bowl and Texas Stadium home over the last 48 years. In 2009, the club's 50th year of operation, the Cowboys will move into its newest home, a state-of-the-art facility in Arlington, Texas.

### Cotton Bowl



The original Fair Park football stadium was built in 1921 and seated 15,000. That wooden structure was razed in 1930 and construction began on what is now the Cotton Bowl. The original seating capacity of the stadium was 46,200 and built at a cost of \$328,000. In January, 1936, Fair Park Stadium was officially renamed The Cotton Bowl in recognition of the fact that more cotton was raised within 200 miles of Dallas than any other town in America. In that era, Dallas was regarded as the largest interior spot cotton market in the world. Later additions

of upper decks on each side increased capacity to 75,504 by the time the Cowboys arrived in 1960. From 1960 into the 1971 season, the Cowboys called the Cotton Bowl home, posting a 45-33-4 record, including a 2-2 mark in postseason. The largest home crowd in club history is still the 80,259 that packed into the Cotton Bowl on Nov. 24, 1966 to watch the Cowboys defeat the Cleveland Browns 26-14, in the inaugural Thanksgiving Day game in Dallas.

### Texas Stadium

The current home of Cowboys football is Texas Stadium, a football facility built at a cost of \$35 million in 1971. The Cowboys opened their facility on Oct. 24, 1971 with a 44-21 victory over New England. Since then, the Cowboys have posted a 207-97 record (.681) overall, including a 16-6 (.727)

mark in postseason, at home. Located in the Dallas suburb of Irving, Texas Stadium has a seating capacity of 65,581 and features two Daktronics color replay screens, 381 luxury suites, three sports bars, 52 concession stands, 40 specialty stands, 86 restrooms, 115 drinking fountains and 130 acres of parking. Texas Stadium's most unique feature is the partial roof which covers fans from inclement weather, but leaves the game outdoors. Texas Stadium also boasts the luxurious Stadium Club, one of Dallas's premier locations for private parties, banquets and convention gatherings.



The Corral, outside Gate 8, features food, beverage, entertainment and large screen televisions for fan hospitality before, during and after all Cowboys home games and special events.

Complete banquet, catering and special event services are available for private groups at Texas Stadium. Information on hosting an event can be obtained by calling 972-785-4000.

Tours of Texas Stadium are available hourly Monday through Saturday from 10:00 a.m. to 3:00 p.m., and Sundays, when no events are scheduled, from 11:00 a.m. to 3:00 p.m. Call 972-785-4780 for more information.

The Cowboys souvenir shop, The Pro Shop, is also open daily on the grounds outside the stadium at Gate 8.

## Arlington, Texas

On Nov. 2, 2004 the voters of Arlington approved a public-private partnership with the Dallas Cowboys to build a state-of-the-art, retractable roof stadium in Arlington, Texas. Located in the heart of Arlington's entertainment district, construction on the new stadium began in April, 2006 and will be completed by the summer of 2009.



The new Dallas Cowboys Stadium, located in Arlington, Texas, will open for the 2009 NFL season and play host to Super Bowl XLV on February 6, 2011. In addition, this venue will be home to the annual AT&T Cotton Bowl Classic, as well as the 2009 and 2010 Big XII championship games, annual football games between the University of Arkansas and Texas A&M University and an Arizona State and Notre Dame football game in 2013.

The largest NFL stadium ever built is designed to enhance the international Cowboys brand with its modern progressive architecture while incorporating elements of the Texas Stadium Cowboys heritage such as the shape of the roof's opening and the Ring of Honor.

The 3.0 million square-foot stadium will have a capacity of up to 100,000. The stadium features signature monumental arches, an expansive retractable roof, massive glass retractable end zone doors, a distinguishing canted glass wall, and the world's largest center-hung video board.

"The challenge for us with this new stadium was to innovate, but at the same time never forget to acknowledge tradition," said Jerry Jones, owner and president, Dallas Cowboys. "This new stadium embodies the spirit of the Dallas Cowboys and that starts with the familiar 'hole in the roof'. What we have designed is a building we believe is both architecturally significant and also reflects the emotion and competition that goes on inside."

The stadium is designed by HKS Architects, ranked one of the top-five sport/stadium designers in the world.

### Key Design Highlights

★ **Monumental Arches** – The stadium features two monumental arches, soaring 292 feet above the playing field, which support a retractable roof. As the longest single span roof structure in the world, each boxed arch is 17 feet wide by 35 feet deep. Weighing 3,255 tons each, these impressive structures spans a quarter mile (1,290 feet) in length. As one of the first components to be constructed, the arches form a striking silhouette on the Arlington landscape as sunlight reflects against the metallic surface during the day and a tailored lighting system reflects the form at night.

★ **Retractable Roof** – Designed to be open or closed, depending on weather conditions, the expansive retractable roof is the largest of its kind in the world and measures approximately 661,000



square feet. When closed, the roof encompasses 104 million cubic feet of volume, making it the largest enclosed NFL stadium. The retractable roof is designed specifically to emulate the current Texas Stadium opening which is recognized around the world and allow views inward and outward. Each panel can open or close in 12 minutes. The entire playing field can be seen from directly above.

★ **Retractable Doors** – The stadium features the largest retractable end zone doors in the world. Each has a five-leaf, clear, retractable opening measuring 120 feet high by 180 feet wide. The five 38-foot panels take only 18 minutes to open or close. By using clear glass for the door panels, spectators experience panoramic vistas from within the seating bowl and when circulating through the stadium concourses. Moreover, the operability provides air circulation during game-day and non-game-day events.

★ **Center-Hung Videoboard** – Within the seating bowl, Cowboys fans will be provided with a one-of-a-kind feature unlike any other in the world, a center-hung video board. Hanging less than 100 feet above the field from the roof structure, the innovative video center spans between the 20-yard lines and features four individual boards – two facing the sidelines and two facing the end zones. The sideline boards measure 160 feet wide by 72 feet tall while those facing the end zones measure 53 feet by 30 feet. All four boards are angled toward the stands for optimal viewing. The stunning combination of these boards will immerse spectators with video imagery, creating a premium on upper level seats and presenting the game in a way never before experienced.

★ **Canted Glass Wall** – One of the most compelling architectural features of the stadium design is the canted glass exterior wall. The 86-foot high glass, curtain-wall surface slopes outwardly at a 14

degree angle to create a luminescent glow day or night. A fritted glass system transitions up the elevation to create a dynamic, ever-changing aesthetic depending on the time of day. At night, a series of internal lights gently wash the glass wall to create a glow across the facade.

★ **Suites** – The design includes 300 suites that have been decentralized and are in eight locations distributed across five separate levels of the stadium. The most unique will be the field-level sideline suites for up-close and personal viewing of the games.

*New Stadium Construction –  
Spring of 2008*



## Design Statistics

**Total Square Footage:** 3.0 million square feet. The entire Statue of Liberty and its base could fit into the stadium with the roof closed. The stadium is also the world's largest column-free room. The American Airlines Center in Dallas could fit entirely into the new stadium at field level.

**Interior Cubic Volume:** 104 million cubic feet. (By comparison, Reliant Stadium in Houston measures 90 million cubic feet.) The Dallas Cowboys stadium will be the largest enclosed stadium (in cubic feet) in the NFL.

**Seating Capacity:** A capacity of up to 100,000, along with ticketed areas in the end zone plazas can increase capacity to over 100,000.

**Suites:** There will be 300 suites in eight different locations on five separate levels of the stadium. Field-level suites will be available on the sidelines as well as in the end zones for up-close and personal viewing of the games. The Hall of Fame level suites will be 20 rows from the field, making them the closest elevated suites in the NFL.

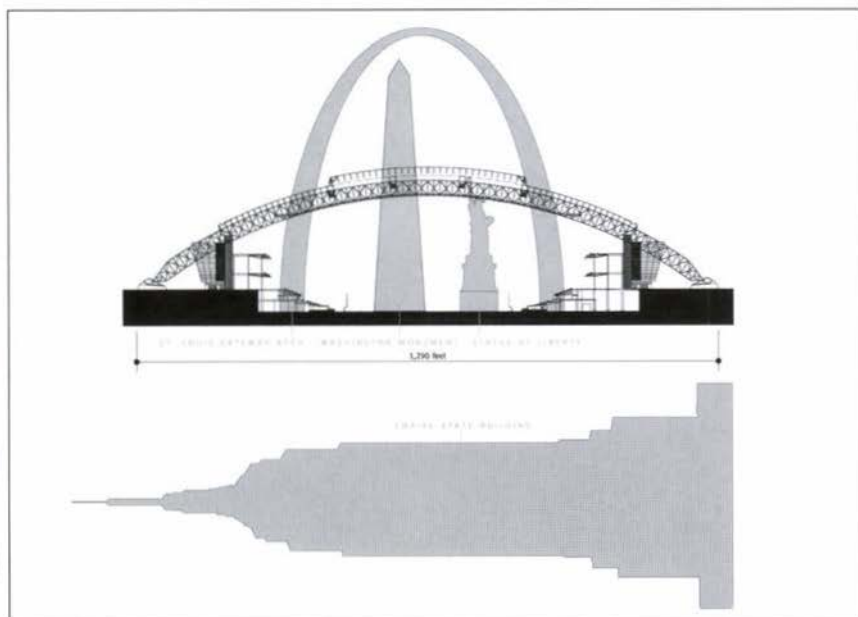
**Domed Roof:** At 661,000 square feet, the stadium will be the largest domed structure in the world.

**Retractable Roof:** The open roof design that was a unique feature of Texas Stadium will be carried over into the design of the new stadium, with the improvement of a new retractable feature, revealing an opening that measures 256 feet wide and 410 feet long. Two bi-parting mechanized roof panels will be driven by a rack-and-pinion drive system consisting of 64 7.5 HP electric motors, making it the first of its kind in the world. The open/close time is 12 minutes.

**Arches:** The roof is supported by two 35-foot deep and 17-foot wide boxed arch trusses. Each truss spans nearly a quarter mile (1,290) feet making the roof the longest clear-span structure in the world. The arches are more than twice the length of the Gateway Arch in St. Louis.

**Glass Retractable Door:** Each end zone features a five-leaf clear glass retractable door measuring 120 feet high and 180 feet wide, making it the tallest moveable glass wall in the world.

**Parking:** It is estimated that between parking owned or under control of the Dallas Cowboys as well as the entrepreneurial lots in and around the stadium area, that there will be as many as 30,000 parking spaces available to fans on game day.



As the largest NFL venue ever built, the new stadium boasts the most spectacular column-free room in the world, stretching a quarter-mile in length. Encasing 3.0 million square feet, the majestic scale of the stadium measures twice the distance of the St. Louis Gateway arch. In addition, the Statue of Liberty can stand completely inside the room structure. The magnitude of the stadium's size and scale will place it on the world's stage of iconic structures.

## What Fans Need to Know

### Access

One of the great assets Arlington has is accessibility to the entire metroplex. There will be 14 approaches from major highways into the new stadium in Arlington, compared with three at Texas Stadium. From a regional standpoint the new stadium will be one of the most accessible venues ever planned. The Arlington Entertainment District and the I-30 corridor are the beneficiary of approximately \$1 billion in improvements to the area highways that will directly benefit the new stadium. This infrastructure investment will provide new and improved access to the venue with additional exits and lanes.

### Parking

It is estimated that between parking under control of the Cowboys as well as entrepreneurial lots around the stadium, there will be as many as 30,000 parking spaces available to fans on game day.

### Plaza Area and Open End Zones

The stadium design incorporates two open end zones with glass retractable doors measuring 120 feet high and 180 feet wide, making them the tallest glass retractable doors in the world. The plazas outside these doors, one in each end zone – along with the three party decks in each end zone – create over 420,000 square feet of entertainment space (approximately 10 acres). Media boards and large-screen monitors add entertainment to the area, and create a festival atmosphere, making these areas a great space for people to gather before, during and after events to socialize. The field is 50 feet below ground level, so fans entering on the plaza level will have a panoramic view over the field. The end zone area will have the flexibility to convert from standing-room only to seating, based on specific event needs.

### Video Boards

There will be a number of video boards in this facility. The most unique being the four board cluster that will be suspended less than 100 feet directly over the center of the playing surface. The board will run from the 20-yard line to the 20-yard line – measuring 160 feet in length and 72 feet in height – making it the largest video board installation in the world. The video center will allow fans on all levels to view the game in crisp, clear images during the game. This will create a premium on the value of the upper-level seats and make the game more exciting for all fans.

### Amenities and Restrooms

The stadium features 824 concession points of sale as well as more than 1,700 toilets. Some of the restrooms will be reversible based on the needs of the event.

### Ring of Honor

The Dallas Cowboys Ring of Honor will be a featured part the new stadium. Plans are being made to ensure the Ring's members are similarly honored in the new facility.

### Dallas Cowboys Hall of Fame and Pro Shop

The club is fortunate to have a great history and tradition which will be on display at the Dallas Cowboys new Hall of Fame. Plans include many new and innovative ways to display that history in an interactive, hands-on environment. With the ability to incorporate technology in many different ways, fans will be able to immerse themselves in Dallas Cowboys history. The Hall of Fame will be open to the public year round as well as be available for special events and gatherings. Adjacent to the Hall of Fame is a Dallas Cowboys Pro Shop.



Sunset at New Stadium Construction – Spring 2008

# Cowboys Summer Training Camp



The Dallas Cowboys will open their 49th training camp on July 24 at the Marriott Residence Inn at River Ridge in Oxnard, Calif. The entire squad will open the 2008 training camp on Thursday, July 24. The first practice session will take place on Friday afternoon, July 25. Camp is set to break on Tuesday, Aug. 12.

The Cowboys most recently held training camp in Oxnard from 2004-06.

The Dallas Cowboys plan to return to the Alamodome in San Antonio for training camp in 2009.

Dallas Cowboys Training Camp is one of the annual highlights for

Dallas Cowboys fans. It offers a rare opportunity for Cowboys fans from all over the United States to get an "up close and personal look" at their favorite team with all practice sessions free and open to the public.

## Training Camp History

**June 3, 1960** – The newly formed Dallas Cowboys franchise announced that it will train at Pacific University in Forest Grove, Oregon. Rookies reported on July 9.

**May 24, 1961** – Due to its proximity to their first exhibition game against Minnesota in Minneapolis, the Dallas Cowboys move training camp to St. Olaf College in Northfield, Minn. Camp opened on July 9.

**June 8, 1962** – The Dallas Cowboys move their training camp site to the campus of Northern Michigan College on the shores of Lake Superior in Marquette, Mich. Rookies reported on July 13.

**July 12, 1963** – Because the team played three of its first four preseason games on the west coast, the Dallas Cowboys moved training camp to California Lutheran College in Thousand Oaks, Calif. This camp, which was the first of 27 at CLC, opened on July 12.

**Dec. 6, 1989** – For the first time in the 30-year history of the team, the Dallas Cowboys trained in Texas as the club announced its 1990 training camp would be held at St. Edward's University in Austin, Texas. This camp, the first of eight at St. Ed's, opened on July 22.

**Feb. 17, 1998** – The Cowboys begin a four-year stay at Midwestern State University in Wichita Falls, Texas, with their 1998 camp. The first camp at Midwestern State University opened on July 16. In 2001, the Cowboys split camp between Midwestern State and the Residence Inn in Oxnard, Calif., spending two weeks at each location.

**May 17, 2002** – The Cowboys continue their commitment to fans in the state of Texas by announcing the 2002 training camp will take place at the Alamodome in San Antonio, Texas. The camp, which ran for four weeks, opened on July 26. The Cowboys returned to the Alamodome again in 2003.

**Oct. 24, 2003** – The Cowboys announce a return to California for training camp. For the 2004-06 seasons, the Cowboys conduct their entire training camp in Oxnard, Calif. at the Residence Inn at River Ridge, using practice fields provided by The City of Oxnard. The Cowboys opened their first returned camp on July 30, 2004.

**May 4, 2006** - The Dallas Cowboys announce a five-year commitment to once again call the City of San Antonio its summer home beginning in 2007. The Alamodome, which played host to Cowboys training camps in 2002 and 2003 will again be the site for the team's summer practice sessions.



## Cowboys on the Web

**DALLASCOWBOYS**  
 **COM**

For breaking news, press releases, historical information, statistics, rosters, and more, visit the official website of the Dallas Cowboys, [www.dallascowboys.com](http://www.dallascowboys.com). Updated daily, [www.dallascowboys.com](http://www.dallascowboys.com) has the most extensive information on upcoming games, including video of weekly press conferences and audio of weekly conference calls. The Cowboys website is also a great place to find information on the players and coaches, order tickets for upcoming games and order merchandise from the Cowboys Pro Shop.

**Cowboys on the Road**  
**Hotel Headquarters on the Road****Home Games**

DFW Airport North Marriott .....(972) 929-8800

**San Diego**

Marriott La Jolla .....(858) 587-1414

**Denver**

Marriott Denver Tech Center .....(303) 779-1100

**Cleveland**

Marriott Downtown @ Key Center .....(216) 696-9200

**Green Bay**

Holiday Inn Manitowoc .....(920) 682-6000

**Arizona**

Renaissance Glendale .....(623) 937-3700

**St. Louis**

Ritz-Carlton, St. Louis .....(314) 863-6300

**New York**

Hilton Hasbrouck Heights .....(201) 288-6100

**Washington**

Westin Arlington Gateway .....(703) 717-6200

**Pittsburgh**

Westin Convention Center .....(412) 281-3700

**Philadelphia**

TBD

*All hotels are subject to change without notice.*

**Are You True Blue?**

Become a part of America's Team. The Official Fan Club of The Dallas Cowboys, **TRUE BLUE** has lots of exclusive action packed events, contests, discounts and benefits for all adult members. Also introducing **ROWDY ROOKIES**, The Dallas Cowboys Official KIDS Club. We are excited to offer a benefits package filled with giveaways and benefits such as exclusive events, games and contests. Get your game face on and join today! Visit any of our local Pro Shops or log on to [www.dallascowboys.com](http://www.dallascowboys.com) to view a full list of benefits and sign up now.



Introduced at Texas Stadium in 1972 to add glamour, excitement and entertainment value to the NFL game day experience, the Dallas Cowboys Cheerleaders quickly became an American icon, creating an international phenomenon that was quickly replicated throughout the NFL. Their image and style continues to have a tremendous impact on sports entertainment, but while they are often imitated, no other organization has been able to achieve their prominence or popularity. The Dallas Cowboys Cheerleaders are recognized around the world as an elite performance group and their star spangled uniforms are one of the most well-known symbols of pop culture.



During the 70's, their national popularity generated such a sensation that two made-for-tv movies were developed about the squad and achieved top ratings. Today the Cheerleaders regularly make guest appearances on national television shows such as "The View," "The Today Show," "Saturday Night Live" and "David Letterman", and have competed for the benefit of charity on "1 versus 100", "Are You Smarter Than A Fifth Grader", and "Identity". For the past 15 years, they have also produced their own "The Making of the Dallas Cowboys Cheerleaders Swimsuit Calendar" television special for national network distribution. They are currently in the fourth season of the highly rated CMT "The Dallas Cowboys Cheerleaders - Making the Squad" series that captures the entire DCC audition process and training camp.

The Cheerleaders are of course a regular feature on the sidelines of Texas Stadium, but they also are an ongoing demand at festivals, sporting events, and corporate conventions around the country and frequently appear on national magazines covers, television commercials and Hollywood films. Their appearances are not just limited to stages, but also include philanthropic and civic events throughout the year with annual visits to hospitals, nursing homes and schools and participation in telethons and fundraising events across the United States.



**Kelli McGonagill Finglass**  
Director

The DCC Show Group has proudly entertained U.S. military personnel around the world since 1979 - making more international tours with the USO than any other entertainment group. They bring their own special brand of goodwill and gratitude to the men and women in the military, traveling to locations as diverse as Iraq, Bosnia, Kosovo, Cuba, Korea and the Persian Gulf. Their annual trips have become a special tradition for both the troops and the Cheerleaders. So special, in fact, that the USO presented the squad with both the first-ever "Spirit of Hope Award" and with the "USO's 50th Anniversary Award" in recognition of their distinguished service to American troops. They were also honored with induction into the Veteran of Foreign Wars Hall of Fame in 2002.



**Judy Trammell**  
Choreographer

The Dallas Cowboys Cheerleaders are truly extraordinary women chosen to exemplify the high standards of the Dallas Cowboys Football Club and to proudly represent their hometowns, their country and young women everywhere.

## 2008 TRAINING CAMP CANDIDATES

Sarah Gourley .....4 Yrs.	Julie Jacobs .....3 Yrs.	Dara McFarlane .....2 Yrs.
Nicole Hamilton .....4 Yrs.	Tobie Percival .....3 Yrs.	Meredith Oden .....2 Yrs.
Justine Phillips-Orf .....4 Yrs.	Brooke Sorenson .....3 Yrs.	Ryan Ray .....2 Yrs.
Makenzi Swicegood .....4 Yrs.	Sarah Clay .....2 Yrs.	Meagan Sharp .....2 Yrs.
Trisha Trevino .....4 Yrs.	Kristen Gauthier .....2 Yrs.	Ally Traylor .....2 Yrs.
Deryn Derbigny .....3 Yrs.	Erica Jenkins .....2 Yrs.	Tia Williams .....2 Yrs.
Kandi Harris .....3 Yrs.	Abigail Klein .....2 Yrs.	

Jordan Baum  
Lauren Castillo  
Jordan Chanley  
Sunni Cranfill  
Sydney Durso  
Brittany Evans  
Cathie Gonzalez  
Jaymie Rae Hunt

Kaitlin Ilseng  
Whitney Isleib  
Melissa Kellerman  
Jordyn Ketchum  
Michelle Keys  
Joannah Liad  
Jennifer McMahon  
Leah Parker

Stefani Peterson  
Amy Reese  
Kelsi Reich  
Alyssa Sarasani  
Cassie Trammell  
Crystal Trevino

## Cowboys on Radio

Cumulus Media's Sportsradio 1310 the Ticket and 93.3 The Bone are the flagship stations of The Dallas Cowboys Radio Network. In 2008, every game will be simulcast on 1310 AM and in stereo on 93.3 FM.

Brad Sham returns for his 30th season in the Dallas Cowboys radio booth. Beloved by Cowboys fans, Sham's award winning play-by-play has provided the soundtrack to many of the most memorable moments in Dallas Cowboys history. Brad is re-joined in the booth by former Cowboys quarterback Babe Laufenberg, who enters his 16th season as the Network's full-time color analyst. A fixture on the sideline, veteran reporter Kristi Scales provides instant updates from the field.

The pre-game and halftime shows are anchored by the Ticket's Bob Sturm, with key contributions from former Cowboys Super Bowl MVP Larry Brown and long-time Cowboys beat reporter Mickey Spagnola. The Ticket's Norm Hitzges provides informed reaction in the post-game call-in show.



### The Dallas Cowboys Radio Network

**TEXAS:** Abilene KHXS 102.7 FM; Alpine KVLG 1240 AM; Amarillo/Canyon KPUR 107.1 FM; Amarillo/Hereford KARX 95.7 FM; Atlanta, TX KYPN 900AM; Austin KVET 1300AM; Beaumont KIKR 1450AM; Big Spring KBST 1490 AM; Brady KNEL 95.3 FM; Brownsville/Weslaco KVNS 1700 AM; Brownwood KXYL 96.9 FM; Burkburnett/Seymour/Vernon/Frederick KYYI 104.7 FM; Carthage KGAS 1590 AM; Carthage/Henderson 104.3 FM; College Station KNFX 99.5 FM; Comanche KCOM 1550 AM; Commerce/Sulphur Springs KRVA 107.1 FM; Corpus Christi KKTG 1360 AM; Corsicana KAND 1340 AM; Dallas/Ft. Worth KDBN 93.3 FM; Dallas/Ft. Worth KTCK 1310AM 104.1 FM; Eastland KATX 97.7 FM; Edinburg/Raymondville KVNS 1700 AM; El Paso KROD 600AM; Fredericksburg KNAF 105.7 FM; Ft. Stockton KFSF 94.3 FM; Gonzales KCTI 1450 AM; Greenville KGLV 1400 AM; Harlingen/McAllen KVNS 1700 AM; Haskell/Stamford KVRP 1400 AM/97.1 FM; Henderson KWRD 1470 AM; Hereford KPAN 860 AM; Hillsboro/Clifton KBRQ 102.5 FM; Junction KMBL 1450 AM; Kerrville KERV 1230 AM; Kerrville KNAF 105.7 FM; Lamesa KPET 690 AM; Laredo KLNT 1490 AM; Lubbock KJTV 950 AM; Lufkin/Nacogdoches KJCS 101.3 FM; Malakoff KCKL 95.9 FM; Marshall/Carthage KRMD 101.1 FM; Marshall/Jefferson KMHT 103.9 FM; Marshall/Longview KMHT 1450 AM; McAllen/Edinburg KURV; Midland KMND 1510AM; Midland/Odessa/Stanton/Andrews KNFM 92.3FM; Mineral Wells KFWR 95.9 FM; Mt. Pleasant KALK 97.7 FM; Odessa KRIL 1410AM; Ozona KYXX 94.3 FM; Palestine KNET 1450 FM; Paris KBUS 101.9 FM; Pecos KPTX 98.3 FM; Plainview KVOP 1090 AM; Robstown KKTG 1360 AM; Round Rock KVET 1300 AM; San Angelo KGKL 860 AM; San Angelo/Robert Lee KGKL 97.5 FM; San Antonio WOAI 1200; San Marcos KTKR 760 AM; Seymour KSEY 1230 AM; Sherman/Denton KTDK 1700 AM; Sonora KHOS 92.1 FM; Stephenville KSTV 1510 AM; Sulphur Springs KSCH 95.9 FM; Sweetwater KHXS 102.7 FM; Sweetwater 2 KXOX 1240AM; Temple/Gatesville/Hewitt KLTG 101.7 FM; Temple/Ft. Hood/Killeen KTEM 1400 AM; Texarkana KCMC 740 AM; Tyler KTBB 600 AM; Victoria KTXN 98.7 FM (TBA); Waco KBRQ 102.5 FM; Weatherford KYQX 89.5 FM; Wichita Falls KYYI 104.7 FM.

**ARKANSAS:** Berryville - KTHS 107.1 FM; Fayetteville - 105.3 FM (the HOG); Ft. Smith KHGG 1580 AM; Little Rock KARN 920 AM; Pine Bluff TBA; Siloam Springs - KUOA 1290 AM; Waldron KHGG 103.1 FM.

**ARIZONA:** Tucson TBA.

**IDAHO:** Boise KTMB 99.1 FM.

**LOUISIANA:** Lake Charles TBA; Monroe KBYO 92.7 FM; Shreveport KLKL 1340 AM.

**MISSISSIPPI:** Jackson-Brandon WJFN 970 AM.

**MONTANA:** White Fish KSAM 1240 AM.

**NEVADA:** Las Vegas KDOX 1280 AM.

**NEW MEXICO:** Albuquerque KQBT 101.7 FM; Artesia KBIM 910 AM; Carlsbad KBIM 910 AM; Farmington KTRA 102.1 FM; Hobbs KBIM 94.9 FM; Las Cruces KROD 600 AM; Lovington KBIM 94.9 FM; Majmar KBIM 94.9 FM; Roswell KBIM 910 AM.

**OKLAHOMA:** Bartlesville KRIG 104.9 FM; Hugo KBUS 101.9 FM; Lawton KYYI 104.7 FM; Oklahoma City WKY 930 AM; Tulsa KTBB 1430 AM.

**TENNESSEE:** Memphis KWAM 990 AM.

### The Dallas Cowboys Spanish Language Radio Network Cadena de Plata Radio

A tradition of Spanish-language excellence continues with Cadena de Plata, the official voice of the Vaqueros de Dallas. Throughout the great state of Texas and in principal cities in Mexico, those who enjoy the passion and drama of Español can follow Victor Villalba and Luis Perez during the 2008 season.


**TEXAS:** Amarillo, KZIP 1310 AM; Austin, KTXZ 1560 AM; Brownwood, KXYL 1240 AM; Dallas, KFZO 99.1 FM, KFLC 1270 AM; El Paso, KAMA 750 AM; McAllen/Brownsville, KGBT 1530 AM; Midland/Odessa, KTXC 104.7 FM; Plainview, KRIA 103.9 FM; San Antonio, KZDC 1250 AM.

**NEW MEXICO:** Artesia/Carlsbad, KPZE 106.1 FM; Clovis, KGRW 94.7FM; Las Cruces, KAMA 750 AM.

**MEXICO:** México City, XERC 97.7 FM; Monterrey, XEMR 1140 AM.

## Cowboys on Television

### Dallas Cowboys Broadcasting Network



The Dallas Cowboys Broadcasting Network is the television production and syndication unit of the Dallas Cowboys Football Club. Now in its 17th year, the Dallas

Cowboys Broadcasting Network produces and distributes some of the most-watched programs in the region – Dallas Cowboys preseason games, weekly programs and specials throughout the year. These programs are televised in Dallas/Fort Worth and over 25 other markets throughout Texas, Arkansas, Louisiana, New Mexico and Oklahoma.

The Cowboys weekly shows during the preseason and regular season keep Dallas Cowboys fans abreast of the latest Cowboys stories making news and of

key issues in the National Football League:

#### “Cowboys Special Edition with Jerry Jones”

Cowboys owner/general manager Jerry Jones discusses the hottest topics with different members of the media. The show airs Saturdays at 10:30 p.m. from July 19, 2008 through the postseason on KTVT/CBS11 in Dallas/Fort Worth and at locally scheduled times throughout the Dallas Cowboys syndicated network.

#### “Cowboys Huddle”

Coach Wade Phillips gives fans an inside look at the team on Cowboys Huddle. With regularly scheduled visits from Cowboys players and coaches, fans will be able to get a fresh perspective of the team. The show will air Sundays at 10:00 a.m. from Sept. 7, 2008 through the postseason on KTVT/CBS11 in Dallas/Fort Worth and at locally scheduled times throughout the Dallas Cowboys syndicated network.

#### Dallas Cowboys Postgame Show

Brad Sham and Babe Laufenberg bring you the only show from inside the Cowboys locker room after each game. Player interviews, game highlights and comments from Wade Phillips can be seen Sunday nights at 11:00 p.m. after each and every game on KTVT/CBS11 in Dallas/Fort Worth and at locally scheduled times throughout the Dallas Cowboys syndicated network.

#### Cadena de Plata

With its beginnings in 1995, Cadena de Plata Television, the official voice of the Vaqueros de Dallas en Español, has been a precursor in engaging the growing Spanish-speaking fan of the NFL and the Silver and Blue in the United States. Broadcasting on Telemundo-39 in Dallas/Fort Worth and throughout its growing affiliate base stretching across Texas, New Mexico and Oklahoma, Cowboys fans who like their coverage in Spanish can participate in preseason game telecasts. Along with these preseason Spanish language game telecasts, Cadena de Plata produces four (4) one-hour specials throughout the Cowboys season.

## Cowboys in Print

**DALLAS COWBOYS STAR**  
MAGAZINE

*Dallas Cowboys Star Magazine* remains one of the largest team publications in sports, bringing in-depth reporting, guest columns, player profiles and, of course, the Dallas Cowboys Cheerleaders to fans across the nation and around the world. With an annual subscription of just \$49.95, you'll get 32 exciting issues as well as free access to [dallascowboysstar.com](http://dallascowboysstar.com).

Stay connected throughout the season with behind-the-scenes coverage of your favorite team. Call 1-877-NFC BOYS or visit [dallascowboysstar.com](http://dallascowboysstar.com) today!

## Community Outreach and the Dallas Cowboys



GENE AND JERRY JONES  
FAMILY CHARITIES

### THE JERRY JONES FAMILY AND THE DALLAS COWBOYS

For the past 19 years, Jerry Jones and his family have owned and operated the Dallas Cowboys with a management style that places just as much emphasis on community leadership as it does on the goal of winning the Super Bowl. The dominant theme which underscores the Cowboys role in the community is to maximize the visibility, energy and celebrity of the world's most recognizable sports franchise and use those dynamic forces as a powerful means to help others.

The results on the field have brought championships to Dallas. The results away from the field have touched the lives of thousands.

#### THE MISSION

"In the area of community service, our organization's mission is built upon an overall philosophy of helping those who don't have the strength, the resources or the means to help themselves," says Jones. "As a sports entity that has enjoyed unprecedented success and recognition for more than four decades, we feel a very strong obligation to transfer that championship tradition and the magic that it creates toward the bigger purpose of making a difference."

Jones enlists the talents, skills and resources of his entire family, all of the Cowboys players, and every member of the organization to provide a cutting edge approach to community outreach. "Any personal contact with an individual member of our organization can provide help for hundreds of people in need," adds Jones. "The star on the helmet can move mountains."

#### THE ARMY AND THE STAR

The Jones family's dynamic association with The Salvation Army is a visible example of the creative and innovative manner in which the Cowboys can make a difference in the world.

For the past 11 seasons, the Jones family has dedicated the Cowboys annual Thanksgiving Day halftime show as a national showcase to kickoff The Salvation Army's annual Kettle Drive. The team's association with network television has spawned a donation of \$20 million worth of airtime to present nationally televised entertainment extravaganzas that have created a new holiday tradition.

Under the direction of Charlotte Jones Anderson, the Cowboys have produced the annual halftime event and welcomed nationally renowned entertainers Reba McEntire, Randy Travis, Clint Black, Billy Gilman & Jessica Simpson, Creed, LeAnn Rimes, Toby Keith, Destiny's Child, Sheryl Crow, Carrie Underwood and Kelly Clarkson to highlight each of the Kettle Kickoff celebrations since 1997. The efforts have helped raise one billion dollars for the Army, while reaching over 450 million people nationwide.

In April of 2007, Gene and Jerry Jones were the Honorary Chairs and their daughter, Charlotte Anderson chaired the National Advisory Organizations Conference (NAOC) for The Salvation Army. The International Conference hosted in Dallas, Texas provided delegates with valuable tools and ideas to implement in their hometowns as they heard from a host of remarkable speakers including Jerry Jones, Jim Collins - author of Good to Great and were honored with a special appearance by The First Lady, Laura Bush. They were also treated to a celebration at Texas Stadium with Dallas Cowboys players, cheerleaders and live entertainment.

On the local Salvation Army front, The Gene and Jerry Jones Family Center for Children opened in November of 1998 in conjunction with the Army. The center offers low-income families affordable child-care programs that meet the needs of quality care and intellectual development. For 10 years, Gene and Jerry Jones served as host and underwrote the costs for the Super Lunch, a fundraising event for The Salvation Army Irving Corps Community Center and its special projects including the Family Center for Children. That event helped raise over \$1.2 million.

Gene and Jerry are members of The Salvation Army's Dallas County Board and the National



Cowboys Early Thanksgiving Day Meal for The Salvation Army – Gene Jones

Advisory Board, respectively. The family was presented the Army's Partner of the Year Award in 1997 and in 1999 received the Evangeline Booth Award, one of the Army's highest national community service awards. Annually, the Cowboys organization supports the Army's Corporate Angel Tree Program, helping those in need during the holiday season. Individuals in the organization, including front office staff, coaches and players adopt "angels" to provide clothing and toys to underprivileged families.

The week before Thanksgiving, Gene Jones leads a group of Dallas Cowboys players and cheerleaders to serve an "early" Thanksgiving meal to 300 families receiving assistance from The Salvation Army Carr P. Collins Social Service Center.

### MAGIC BY ASSOCIATION

Maximizing the "magic" of the Dallas Cowboys celebrity, and using that influence to assist others through community service, is the backbone of the organization's mission away from the field of competition. Each year, the team fulfills thousands of requests for ticket packages and autographed memorabilia items that can produce proceeds that range from \$100 to tens of thousands of dollars per donation. Non-profit player appearances for charity and "Make-A-Wish" visits are a staple item for every Cowboys player. In addition, Gene and Jerry Jones Family Charities is the active philanthropic arm of the organization that annually makes significant contributions to organizations on both the local and national levels. In April of 1999, Gene and Jerry Jones made a \$1 million gift to the Library of Congress for the purpose of promoting education on the national and international levels. In their continuing desire to enhance education and support young people in the community, the Jones family served as the underwriting sponsor for The Dallas Cowboys/Gene and Jerry Jones Family – Dallas Morning News All-State Scholar-Athlete Team in 2001. The program honored and provided scholarships for 12 college-bound student-athletes from across the State of Texas who distinguished themselves through academic and athletic excellence.



Make-A-Wish Foundation – Tony Romo with "Paul" and his family

A wide variety of charitable efforts highlight the Jones family's continued activity in the local community. Some of those programs and events include support of The Rise School of Dallas, a unique school for children with down syndrome; a record setting celebrity roast of Jerry Jones for St. Philips School in Dallas, a facility where the team had previously funded a new playground; the Ticket Art Program, which featured the artwork of regional children's hospital patients on the 1997 Dallas Cowboys season tickets and raised money for the children's respective hospitals; the Cystic Fibrosis Sports Challenge hosted at Texas Stadium; support of the 2001-2007 Dallas Mayor's Summer Reading Programs; the MDA Fill the Boot fundraising campaign in 2004 hosted at Texas Stadium with the Irving and Dallas firefighters collecting donations; in 1998-99, the "Be Cool, Go To School" program, which reward-



Dallas Cowboys Youth Football Camps – Roy Williams

ed Dallas elementary schools who boasted the best attendance with a visit from a Cowboys player and team mascot Rowdy, in 2005 and 2006 support of Heart of a Champion, an in-school character education program and over the last four years participation in the Taste of the NFL: The Ultimate Dallas Cowboys Tailgate Party benefiting the North Texas Food Bank and hosted with Kent Rathbun of Abacus restaurant in Dallas, Texas and co-chaired by Cowboys Pro Bowl Linebacker DeMarcus Ware and Defensive End Marcus Spears (2006-2008). Each year the event raises money to provide hundreds of thousands of meals to hungry children in North Texas.

Jerry Jones's passion for helping those who have been hit with adversity has inspired him to enlist the assistance of his players on several goodwill missions that have touched the hearts of those in need. The organization's presence in these areas often extends far beyond the boundaries of the Dallas-Fort Worth area. In the spring of 1997, Jones joined Cowboys Troy Aikman, Herschel Walker and Charles Haley on a relief trip to the tornado-ravaged state of Arkansas. Three years earlier, the entire World Champion Cowboys team went to the Oklahoma City bombing site within two weeks of the tragedy. Immediately following Hurricane Katrina that devastated the Louisiana and Mississippi coast, the team joined forces with Papa John's Pizza and served pizza and other food items to thousands of evacuee's who were brought to Reunion Arena in Dallas. In conjunction with the NFL Disaster Relief Fund, Gene and Jerry Jones Family Charities presented The United Way of Metropolitan Dallas \$100,000 to support continued Hurricane Katrina and Rita relief efforts in the Dallas area. The team also joined forces with The Salvation Army and the Dallas and Irving Fire Departments to collect cash donations on game day at Texas Stadium. For years, Gene and Jerry Jones have been avid supporters of the Susan G. Komen Foundation and Race for the Cure for Breast Cancer. The Cowboys annually support and participate in the Komen Dallas Race for the Cure. In 1999, the Dallas Cowboys honored the Komen Foundation and 450 breast cancer survivors in a special halftime tribute at Texas Stadium.

The Cowboys are also very active in raising a large portion of the annual funds for the Happy Hill Farm Academy and Home. The Dallas Cowboys Family Cookbook and the team's annual Kickoff Luncheon serve as major revenue producers for the local academy that houses and educates abused and neglected children. The academy is also home to the Dallas Cowboys Ed Block Courage House.

Under the enthusiastic guidance of Gene Jones,



Dallas Cowboys/Bank of America Habitat for Humanity – Terence Newman and Leonard Davis

who serves as a member of the board of trustees for Children's Medical Center of Dallas, the entire Cowboys team has conducted annual Christmas visits to local children's hospitals in each of the past 19 years. The holiday visitation program, which involves not only every player, but also the Dallas Cowboys Cheerleaders, now extends to five different hospitals throughout Dallas and Ft. Worth.

For eight years, the Cowboys underwrote and produced the "Dallas Cowboys Let Us Play! Sports Camp for Girls," a three-day camp for inner-city girls ages 12 to 15 which encouraged involvement in athletics with a focus on building character and self-esteem. From 1998-2002 and again in 2004-2008 Gene and Jerry Jones Family Charities has underwritten a free coaching clinic for more than 650 regional youth-league and middle school coaches who spend a day at Texas Stadium with the entire Cowboys coaching staff and have lunch with Cowboys Owner Jerry Jones.

The Dallas Cowboys Rookie Club, launched in 2001, is a program designed to introduce rookie team members to the importance of community service. Over the last seven years, rookie players have participated in monthly charity visits during the season to various non-profit organizations serving children and adults. Visits have included time with The Salvation Army, Children's Medical Center Dallas, Boys & Girls Clubs of Greater Dallas, the United Way of Metropolitan Dallas, ChildCareGroup, The Brady Center/Catholic Charities, Meals on Wheels, the Irving Public Library, Arlington All Stars Childcare Center and Kid's Café at The Voice of Hope Ministries.

## POWERFUL PARTNERSHIP WITH THE NFL



Cowboys/NFL Play 60 PSA Campaign Announcement – Jason Witten, youth from Boys & Girls Clubs

Through national public service announcements, local promotional events and their association with the NFL, the Cowboys are responsible for \$1 million in annual support of the United Way each year. In 2003 and again in 2006, Pro Bowl Safety Roy Williams was selected to serve as the Cowboys' NFL United Way spokesman in the league's nationally televised PSA campaign. Pro Bowl Tight End Jason Witten and the youth football camp he annually hosts for 1000 children in his hometown of Elizabethton, Tenn. was the focus of a NFL United Way PSA in 2007.

The inaugural NFL United Way Hometown Huddle took place in 1999 when the Dallas Cowboys and NFL players nationwide showed support in their communities. The second Annual Hometown Huddle in 2000 involved the Dallas Cowboys secondary serving lunch to the homeless and visiting with children at The Salvation Army's Carr P. Collins Social Service Center. In 2001 and 2002, the team hosted the Hometown Huddle event at their training facility, inviting 100 boys and girls to participate in a junior training camp. Playing Bingo with over 100 senior citizens was the game of choice for the 2003 Hometown Huddle event hosted by the Cowboys and the United Way

2001 and 2002, the team hosted the Hometown Huddle event at their training facility, inviting 100 boys and girls to participate in a junior training camp. Playing Bingo with over 100 senior citizens was the game of choice for the 2003 Hometown Huddle event hosted by the Cowboys and the United Way



Dallas Cowboys Fitness Zone Ribbon Cutting Ceremony – DeMarcus Ware, Boys and Girls Clubs of Arlington President Steve Wurm, Bradie James and youth from Boys & Girls Club



Gene and Jerry Jones Family Arlington Youth Foundation – Patti Diou, Executive Director – Friends of the Levitt Foundation, Arlington Mayor Robert Cluck, Gene and Jerry Jones, Charlotte Anderson

second was in Arlington, Texas at the All Stars Childcare Center where players and cheerleaders conducted exercise activities with pre-school age children to emphasize the importance of an active and healthy lifestyle in an effort to help reduce childhood obesity.

The NFL and its member clubs celebrated Hispanic Heritage Month in Sept. 15 - Oct. 15, 2006. The Cowboys designated Sunday, Oct. 15th at Texas Stadium as Hispanic Heritage Day as the team played host to the Houston Texans. The game day celebration included a special presentation of the National Anthem from 2005 Grammy winners and San Angelo, Texas natives Los Lonely Boys and a half-time extravaganza featuring Paul DeAnda, a 16 year-old from Corpus Christi, Texas. El Mariachi Bonito Tech-Alitan, Ballet Folklorico Del Cielo and Ballet Folklorico St. Philips Guadalupano from San Antonio, Texas welcomed fans at Texas Stadium, a special presentation of the Colors – including flags from Latin American countries – took place during pregame ceremonies and His Excellency Enrique Hubbard Urrea/Consul General of Mexico and The Honorable Ricardo M. Bowen/Honorary Consul General of Ecuador attended the game as the Cowboys guests. Additionally, the Cowboys kicked off the cultural observance on September 10th with the 28th Annual Fiestas Patria Festival at Texas Stadium. Presented by Univision Radio Dallas, it is the largest free outdoor Hispanic music festival in Texas. The Dallas Cowboys Rookie Club recognized Hispanic Heritage Month with a visit to the Irving Public Library for a puppet show celebrating the Hispanic culture. The team also focused their annual

United Way Hometown Huddle events in the Hispanic communities in Dallas and Arlington, Texas. The Cowboys organization hosted a similar Hispanic Heritage Month Celebration in 2007 on September 30th when the team played host to the St. Louis Rams. The Cowboys long history of supporting the Hispanic culture starts at the very top of the organization. In November 2002, Jerry Jones's appreciation for the Hispanic culture earned him the title of "Honorary Mariachi" at the Mariachi Vargas Extravaganza that took place in San Antonio, Texas. The event's organizers selected Jones because of his love of the Latin culture, his contributions to education and the diverse fan base that he represents as the owner of the Cowboys. During the three years prior to Jones's recognition, the award was presented to someone who had made significant contributions to the mariachi industry – making Jones the first person who was not affiliated with the music industry to receive this unique award.

In addition, the Cowboys and the entire NFL have formed a partnership that designates over \$1.5 million of annual support to the development of youth football programs throughout the country. Local

of Metropolitan Dallas at the Brady Center. In 2004, the Cowboys along with the United Way served up an early Thanksgiving Day feast for 300 deserving men and women at The Salvation Army a week before the holiday. In 2005, a dozen players and cheerleaders spent time preparing and distributing meals to clients served by Meals on Wheels. The Cowboys hosted two Hometown Huddle events in 2007 during Hispanic Heritage month; at the first, in Dallas County, players and cheerleaders helped refurbish the courtyard and greenhouse at a high school located in an predominantly Hispanic neighborhood; the



Cowboys Early Thanksgiving Day Meal for The Salvation Army – Marion Barber





*U.S. Army/Dallas Cowboys Coach of the Week Program*

Cowboys' youth football initiatives include the NFL Dallas Cowboys Flag Football leagues; NFL Punt, Pass and Kick competitions; Dallas Cowboys Gatorade Junior Training Camps at area elementary schools; the NFL Dallas Cowboys Junior Player Development with The Salvation Army (2005-2007); the Dallas Cowboys Coaches Clinic for 650 youth and middle school football coaches; the Dallas Cowboys High School Coach of the Week and Coach of the Year program to honor area football coaches and award grants to high school football programs; Texas high school football playoff games and Pee Wee football games at Texas Stadium and Dallas Cowboys Youth Football Camps. In conjunction with the league initiatives and the community football field program, the Cowboys have made possible four new or refurbished football fields in the Dallas-Ft. Worth area including: a \$50,000 grant to the Boys & Girls Club of Greater Dallas's Grand Prairie location; a \$100,000 grant in 2002 to Pierce Football Field, located in Joppa, one of Dallas' most impoverished neighborhoods; a \$100,000 grant in 1999 to the St. Philip's School and Community Center in South Dallas to help fund a new \$750,000 recreation center that will include a football field; and in 1998, the Cowboys presented Dallas Moorland YMCA with the funding to build new football fields to support their growing youth football program.

In an effort to battle childhood obesity, the NFL and the Cowboys have adopted NFL Play 60 which in Dallas includes an in-school program - What Moves U - with the American Heart Association, a PSA campaign with Jason Witten - Cowboys Play 60 - with the Ad Council and a refurbished gymnasium with new sports equipment - Dallas Cowboys Fitness Zone - with the Boys & Girls Clubs of Arlington. As part of the Cowboys' commitment to Arlington, Texas - future home of the club's new stadium - Gene and Jerry Jones Family Charities will donate \$16.5 million over 33 years to the Gene and Jerry Jones Family Arlington Youth Foundation. The foundation is dedicated to enhancing the quality of life of the youth of the City of Arlington by funding programs and facilities dedicated to sports, recreation and



*Make-A-Wish Foundation - Jason Witten, "Zac," Terrell Owens*

education while working to foster the growth and empowerment of the community through matching funds.

In 2005, Gene and Jerry Jones Family Charities and the National Football League hosted the Dallas Cowboys JUNIOR Community Quarterback Award – a league-wide volunteer recognition and award program for students ages 13-21. The program recognized student-initiated service projects focusing on community betterment and awarded those students who exemplified leadership, dedication and a commitment to improving the communities they live in with grants to fund their continued volunteer efforts. In 2000-2004, 2006 and 2007 the club hosted the Dallas Cowboys Community Quarterback Award, a league-wide volunteer recognition program that donates nearly \$1 million each year to community organizations served by outstanding volunteers. Award recipients received a \$10,000 grant from the Gene and Jerry Jones Family Charities donated to their charity which has included St. Philip's School & Community Center, Texas Scottish Rite Hospital for Children, Dallas CAN! Academy, Children's Medical Center Dallas, MDA Dallas, Assist the Officer Foundation and Bridges To Life.

## AMBASSADORS OF GOOD CHEER

The world famous Dallas Cowboys Cheerleaders organization is completely subsidized by the club for the primary purpose of providing goodwill and a sense of caring on a local, national and international platform. Aside from their obvious presence on game days and their diligent work in local hospitals and homes for the elderly, the Dallas Cowboys Cheerleaders have now made more U.S.O. visits to U.S. military troops stationed overseas than the legendary Bob Hope.

## A FAMILY PASSION

The operation of the Dallas Cowboys is a very visible family passion for Gene and Jerry Jones and their three children. Jerry Jones serves as the club's owner, president and general manager, while Stephen Jones - Chief Operating Officer/Executive Vice President/Director of Player Personnel, Charlotte Jones Anderson - Vice President/Director of Charities and Special Events and Jerry Jones, Jr. - Chief Sales and Marketing Officer/Vice President/General Counsel are all actively involved with the daily management of the club. Their shared dedication to community involvement has been a family source of pride for several years, and it extends far beyond the realm of the athletic world.

In the spring of 1998, the Jones' hosted a celebrity fundraiser at their home with Lauren Bacall as the featured guest. On that one evening, for the benefit of Southern Methodist University's Meadows Foundation, the family helped produce the single largest fund raising event in University history. As a result of her efforts, the University established the Gene Jones Scholarship in her honor. More recently, the Jones Family has hosted fundraising affairs for the John G. Tower Center Medal of Freedom with President George H. W. Bush and the Dallas Center for Performing Arts with Beverly Sills.

The Lone Star Chapter of the National Multiple Sclerosis Society recognized Gene and Jerry Jones as community champions in the area of philanthropy at its annual Dinner of Champions during the 2005 off-season. The honorees impact the lives of men, women and children through their service to the community and were awarded the Hope Award, the highest honor bestowed on an individual by the National MS Society in recognition of civic and community service. The dinner chairman for the 2005 was Bruce Hardy, General Manager of Texas Stadium.

Family Gateway, a Dallas community outreach organization, recognized the work of Gene and Jerry Jones in the spring of 2003 with the Annette G. Strauss Humanitarian Award. The award is given annually to recognize those who are dedicated to enhancing the well being of others, who champion causes for the betterment of individuals and by example, encourage people to do the same. In June of 2002, the Joneses were recognized as the recipients of the Children's Champion Award for Philanthropy that was presented by the Dallas for Children organization.

Gene Jones is also a member of the executive board for the Meadows School for the Arts at Southern Methodist University, the board of directors for the John G. Tower Center for Political Studies at SMU, the executive board for the Dallas Center for Performing Arts Foundation, the advisory board for Family Gateway and the Children's Medical Center Trustees. She has previously served on the advisory board for the March of Dimes, the executive board of TACA and the executive board of the Mental Health Center. She has also been a member of the Associates of the Dallas Museum of Art.

Jerry Jones has a lifetime association with the Boys and Girls Clubs of America. In 2001, the Joneses were awarded the Chairman's Award by The Boys and Girls Clubs of America. This award is given to recognize individuals who made a positive difference in people's lives – particularly in the lives of children. The Chairman's Dinner, chaired by daughter, Charlotte Anderson, raised \$1.9 million for The Boys and Girls Clubs. Jerry Jones currently serves as a national trustee for the Southwest region of the organization and was previously named the Man of the Year by the Boys and Girls Clubs of Little Rock, Arkansas.



Holiday Hospital Visit –  
Andre Gurode

## COMMUNITY GLOSSARY

### United Way Hometown Huddle

A league-wide day of community service, where players from all 32 NFL teams participate in a variety of outreach activities on the same day.

### Rookie Club

A program designed to introduce rookie team members to the importance of community service. Over the last seven years, rookie players have participated in monthly charity visits during the season to various non-profit organizations serving children and adults. Visits have included time with The Salvation Army, Children's Medical Center Dallas, Boys & Girls Clubs of Greater Dallas, the United Way of Metropolitan Dallas, ChildCareGroup, The Brady Center/Catholic Charities, Meals on Wheels, the Irving Public Library, Arlington All Stars Childcare Center and Kid's Café at The Voice of Hope Ministries.

### Salvation Army Angel Tree

Cowboys players, coaches and front office staff annually participate in The Salvation Army Angel Tree program – an opportunity to adopt underprivileged children during the Christmas holiday to purchase gifts which they might not otherwise receive.

### Salvation Army Early Thanksgiving Meal

Due to the team's traditional Thanksgiving Day football game, the Dallas Cowboys annually serve an "early" Thanksgiving Day meal to underprivileged men, women and children at The Salvation Army Carr P. Collins Social Service Center, .

### Children's Cancer Fund Fashion Show

Each spring, Dallas Cowboys players walk the runway in the annual Children's Cancer Fund Fashion Show chaired by Roger Staubach and Troy Aikman. The players serve as celebrity escorts for child-models who have been stricken with cancer.

### American Diabetes Association Racing Against the Odds

Dallas Cowboys players hit the oval to help raise funds for diabetes research every spring at Lone Star Park. Hosted by Fort Worth Star-Telegram reporter and radio personality Randy Galloway, Racing Against the Odds takes the players to the horse track for a night of good food, auction, raffles and racing.

### Taste of the NFL: The Ultimate Dallas Cowboys Tailgate Party

Annual benefit for the North Texas Food Bank which raises money to provide hundreds of thousands of meals to hungry children in North Texas, hosted with Kent Rathbun of Abacus restaurant (Dallas, Tex.) and co-chaired by Cowboys Pro Bowl Linebacker DeMarcus Ware and Defensive End Marcus Spears (2006-2008).

### Dallas Cowboys Kickoff Luncheon

An annual luncheon offering fans the first official look at the Dallas Cowboys squad going into the regular season which benefits Happy Hill Farm Academy and Home – a residential school for at-risk children – and home of the Dallas Cowboys Ed Block Courage House.

### Dallas Cowboys Family Cookbook

Along with the Kickoff Luncheon, the Dallas Cowboys Family Cookbook serves as a major revenue source for Happy Hill Farm Academy and Home, a non-profit academy that houses and educates abused and neglected children.

### Holiday Hospital Visits

Under the enthusiastic guidance of Gene Jones, who serves as a member of the board of trustees for Children's Medical Center of Dallas, the entire Cowboys team has conducted annual Christmas visits to local children's hospitals in each of the past 19 years. The holiday visitation program, which involves not only every player, but also the Dallas Cowboys Cheerleaders, now extends to five different hospitals throughout Dallas and Ft. Worth.

### MDA Muscle Team Bash

Hosted annually by former Dallas Cowboy Daryl "Moose" Johnston, this annual party raises funds to send children suffering from Muscular Dystrophy to a summer camp serving special needs children.

### Cowboys NFL Draft Day Fan Appreciation Party

Every spring, the Dallas Cowboys host a fan appreciation event which corresponds with NFL Draft Day. Players and cheerleaders attend to thank fans for their support by signing autographs, posing for photos and celebrating those new team members chosen through the draft process.

### Dallas Cowboys Junior Player Development Program

A developmental youth tackle football initiative designed to teach participants every position, through a step-by-step progression of skill instruction, packaged with a life-skills and character building curriculum. The Cowboys annually host the JPD with The Salvation Army during a two week period, with each session focusing on a different life-skill message addressed through the context of football and how it can be applied to life on the field, in school, at home and in the community.

### Camp Cowboys Youth Football Clinics

Throughout the year, the Cowboys host youth football camps as part of the team's Youth Football Academy – a program aimed at teaching children of all ages the fun of football. Camp Cowboys focuses on teaching football techniques and skills in a fun and safe environment.

### Let Us Play! Sports Camp for Girls

A three-day camp for inner-city girls which encouraged involvement in athletics with a focus on building character and self-esteem.



# 2007 Final Standings

## AMERICAN FOOTBALL CONFERENCE

### East Division

	W	L	T	Pct.	Pts.	OP
* New England	16	0	0	1.000	589	274
Buffalo	7	9	0	.438	252	354
N.Y. Jets	4	12	0	.250	268	355
Miami	1	15	0	.063	267	437

### North Division

	W	L	T	Pct.	Pts.	OP
* Pittsburgh	10	6	0	.625	393	269
Cleveland	10	6	0	.625	402	382
Cincinnati	7	9	0	.438	380	385
Baltimore	5	11	0	.313	275	384

### South Division

	W	L	T	Pct.	Pts.	OP
* Indianapolis	13	3	0	.813	450	262
* Jacksonville	11	5	0	.688	411	304
* Tennessee	10	6	0	.625	301	297
Houston	8	8	0	.500	379	384

### West Division

	W	L	T	Pct.	Pts.	OP
* San Diego	11	5	0	.688	412	284
Denver	7	9	0	.438	320	409
Kansas City	4	12	0	.250	226	335
Oakland	4	12	0	.250	283	398

## NATIONAL FOOTBALL CONFERENCE

### East Division

	W	L	T	Pct.	Pts.	OP
* Dallas	13	3	0	.813	455	325
* N.Y. Giants	10	6	0	.625	373	351
* Washington	9	7	0	.563	334	310
Philadelphia	8	8	0	.500	336	300

### North Division

	W	L	T	Pct.	Pts.	OP
* Green Bay	13	3	0	.813	435	291
Minnesota	8	8	0	.500	365	311
Detroit	7	9	0	.438	346	444
Chicago	7	9	0	.438	334	348

### South Division

	W	L	T	Pct.	Pts.	OP
* Tampa Bay	9	7	0	.563	334	270
Carolina	7	9	0	.438	267	347
New Orleans	7	9	0	.438	379	388
Atlanta	4	12	0	.250	259	414

### West Division

	W	L	T	Pct.	Pts.	OP
* Seattle	10	6	0	.625	393	291
Arizona	8	8	0	.500	404	399
San Francisco	5	11	0	.313	219	364
St. Louis	3	13	0	.188	263	438

\* Division Champion; \* Wild Card Team

## 2007 NFL POSTSEASON AT A GLANCE

(home team in caps)

### AFC Wild Card Playoff Games

Jacksonville 31, PITTSBURGH 29  
SAN DIEGO 17, Tennessee 6

### AFC Divisional Playoff Games

NEW ENGLAND 31, Jacksonville 20  
San Diego 28, INDIANAPOLIS 24

### AFC Championship Game

NEW ENGLAND 21, San Diego 12

### NFC Wild Card Playoff Games

SEATTLE 35, Washington 14  
N.Y. Giants 24, TAMPA BAY 14

### NFC Divisional Playoff Games

GREEN BAY 42, Seattle 20  
N.Y. Giants 21, DALLAS 17

### NFC Championship Game

N.Y. Giants 23, GREEN BAY 20

### Super Bowl XLII at Arizona

NEW ENGLAND (AFC) 14, N.Y. Giants (NFC) 17

### AFC-NFC Pro Bowl at Aloha Stadium, Honolulu, Hawaii

AFC 30, NFC 42



# 2008 NATIONAL FOOTBALL LEAGUE SCHEDULE

(All Times Local. \* Sunday night games in Weeks 11-16 subject to change)

## THURSDAY, SEPTEMBER 4 (First Weekend)

Washington at N.Y. Giants.....7:00

## SUNDAY, SEPTEMBER 7

Tampa Bay at New Orleans.....12:00  
 Jacksonville at Tennessee.....12:00  
 Detroit at Atlanta.....1:00  
 Cincinnati at Baltimore.....1:00  
 Seattle at Buffalo.....1:00  
 N.Y. Jets at Miami.....1:00  
 Kansas City at New England.....1:00  
 St. Louis at Philadelphia.....1:00  
 Houston at Pittsburgh.....1:00  
 Carolina at San Diego.....1:15  
 Arizona at San Francisco.....1:15  
 Dallas at Cleveland.....4:15  
 Chicago at Indianapolis.....8:15

## MONDAY, SEPTEMBER 8

Minnesota at Green Bay.....6:00  
 Denver at Oakland.....7:15

## SUNDAY, SEPTEMBER 14 (Second Weekend)

Oakland at Kansas City.....12:00  
 Indianapolis at Minnesota.....12:00  
 N.Y. Giants at St. Louis.....12:00  
 Chicago at Carolina.....1:00  
 Tennessee at Cincinnati.....1:00  
 Green Bay at Detroit.....1:00  
 Buffalo at Jacksonville.....1:00  
 New Orleans at Washington.....1:00  
 San Francisco at Seattle.....1:05  
 Miami at Arizona.....1:15  
 San Diego at Denver.....2:15  
 Baltimore at Houston.....3:15  
 Atlanta at Tampa Bay.....4:05  
 New England at N.Y. Jets.....4:15  
 Pittsburgh at Cleveland.....8:15

## MONDAY, SEPTEMBER 15

Philadelphia at Dallas.....7:30

## SUNDAY, SEPTEMBER 21 (Third Weekend)

Tampa Bay at Chicago.....12:00  
 Carolina at Minnesota.....12:00  
 Houston at Tennessee.....12:00  
 Kansas City at Atlanta.....1:00  
 Oakland at Buffalo.....1:00  
 Miami at New England.....1:00  
 Cincinnati at N.Y. Giants.....1:00  
 Arizona at Washington.....1:00  
 Detroit at San Francisco.....1:05  
 St. Louis at Seattle.....1:05  
 New Orleans at Denver.....2:05  
 Cleveland at Baltimore.....4:15  
 Jacksonville at Indianapolis.....4:15  
 Pittsburgh at Philadelphia.....4:15  
 Dallas at Green Bay.....7:15

## MONDAY, SEPTEMBER 22

N.Y. Jets at San Diego.....5:30

## SUNDAY, SEPTEMBER 28 (Fourth Weekend)

(Byes: Detroit, Indianapolis, Miami, New England, N.Y. Giants, Seattle)

Denver at Kansas City.....12:00  
 San Francisco at New Orleans.....12:00  
 Minnesota at Tennessee.....12:00  
 Atlanta at Carolina.....1:00  
 Cleveland at Cincinnati.....1:00  
 Houston at Jacksonville.....1:00  
 Arizona at N.Y. Jets.....1:00  
 Green Bay at Tampa Bay.....1:00  
 San Diego at Oakland.....1:05  
 Buffalo at St. Louis.....3:05  
 Washington at Dallas.....3:15  
 Philadelphia at Chicago.....7:15

## MONDAY, SEPTEMBER 29

Baltimore at Pittsburgh.....8:30

## SUNDAY, OCTOBER 5 (Fifth Weekend)

(Byes: Cleveland, N.Y. Jets, St. Louis, Oakland)

Atlanta at Green Bay.....12:00  
 Indianapolis at Houston.....12:00  
 Tennessee at Baltimore.....1:00  
 Kansas City at Carolina.....1:00  
 Chicago at Detroit.....1:00  
 San Diego at Miami.....1:00

Seattle at N.Y. Giants.....1:00  
 Washington at Philadelphia.....1:00  
 Buffalo at Arizona.....1:15  
 New England at San Francisco.....1:15  
 Tampa Bay at Denver.....2:05  
 Cincinnati at Dallas.....3:15  
 Pittsburgh at Jacksonville.....8:15

## MONDAY, OCTOBER 6

Minnesota at New Orleans.....7:30

## SUNDAY, OCTOBER 12 (Sixth Weekend)

(Byes: Buffalo, Kansas City, Pittsburgh, Tennessee)

Miami at Houston.....12:00  
 Detroit at Minnesota.....12:00  
 Oakland at New Orleans.....12:00  
 Chicago at Atlanta.....1:00  
 Baltimore at Indianapolis.....1:00  
 Cincinnati at N.Y. Jets.....1:00  
 Carolina at Tampa Bay.....1:00  
 St. Louis at Washington.....1:00  
 Dallas at Arizona.....1:15  
 Philadelphia at San Francisco.....1:15  
 Green Bay at Seattle.....1:15  
 Jacksonville at Denver.....2:05  
 New England at San Diego.....5:15

## MONDAY, OCTOBER 13

N.Y. Giants at Cleveland.....8:30

## SUNDAY, OCTOBER 19 (Seventh Weekend)

(Byes: Arizona, Atlanta, Jacksonville, Philadelphia)

Minnesota at Chicago.....12:00  
 Tennessee at Kansas City.....12:00  
 Dallas at St. Louis.....12:00  
 San Diego at Buffalo.....1:00  
 New Orleans at Carolina.....1:00  
 Pittsburgh at Cincinnati.....1:00  
 Baltimore at Miami.....1:00  
 San Francisco at N.Y. Giants.....1:00  
 N.Y. Jets at Oakland.....1:15  
 Detroit at Houston.....3:05  
 Indianapolis at Green Bay.....3:15  
 Cleveland at Washington.....4:15  
 Seattle at Tampa Bay.....8:15

## MONDAY, OCTOBER 20

Denver at New England.....8:30

## SUNDAY, OCTOBER 26 (Eighth Weekend)

(Byes: Chicago, Cincinnati, Denver, Green Bay, Houston, Minnesota)

Tampa Bay at Dallas.....12:00  
 Oakland at Baltimore.....1:00  
 Arizona at Carolina.....1:00  
 Washington at Detroit.....1:00  
 Buffalo at Miami.....1:00  
 St. Louis at New England.....1:00  
 Kansas City at N.Y. Jets.....1:00  
 Atlanta at Philadelphia.....1:00  
 Seattle at San Francisco.....1:15  
 Cleveland at Jacksonville.....4:05  
 N.Y. Giants at Pittsburgh.....4:15  
 San Diego at New Orleans (London).....5:00 (GMT)

## MONDAY, OCTOBER 27

Indianapolis at Tennessee.....7:30

## SUNDAY, NOVEMBER 2 (Ninth Weekend)

(Byes: Carolina, New Orleans, San Diego, San Francisco)

Tampa Bay at Kansas City.....12:00  
 Houston at Minnesota.....12:00  
 Arizona at St. Louis.....12:00  
 Green Bay at Tennessee.....12:00  
 Detroit at Chicago.....12:00  
 N.Y. Jets at Buffalo.....1:00  
 Jacksonville at Cincinnati.....1:00  
 Baltimore at Cleveland.....1:00  
 Atlanta at Oakland.....1:15  
 Philadelphia at Seattle.....1:15  
 Miami at Denver.....2:05  
 Dallas at N.Y. Giants.....4:15  
 New England at Indianapolis.....8:15

## MONDAY, NOVEMBER 3

Pittsburgh at Washington.....8:30

## THURSDAY, NOVEMBER 6 (Tenth Weekend)

(Byes: Baltimore, Dallas, Tampa Bay, Washington)

Denver at Cleveland.....8:15

**SUNDAY, NOVEMBER 9**

Tennessee at Chicago	12:00
Cincinnati at Houston	12:00
Green Bay at Minnesota	12:00
New Orleans at Atlanta	1:00
Jacksonville at Detroit	1:00
Seattle at Miami	1:00
Buffalo at New England	1:00
St. Louis at N.Y. JETS	1:00
Carolina at Oakland	1:05
Kansas City at San Diego	1:15
Indianapolis at Pittsburgh	4:15
N.Y. Giants at Philadelphia	8:15

**MONDAY, NOVEMBER 10**

San Francisco at Arizona	6:30
<b>THURSDAY, NOVEMBER 13 (Eleventh Weekend)</b>	
N.Y. Jets at New England	8:15

**SUNDAY, NOVEMBER 16**

Chicago at Green Bay	12:00
New Orleans at Kansas City	12:00
Denver at Atlanta	1:00
Detroit at Carolina	1:00
Philadelphia at Cincinnati	1:00
Houston at Indianapolis	1:00
Tennessee at Jacksonville	1:00
Oakland at Miami	1:00
Baltimore at N.Y. Giants	1:00
Minnesota at Tampa Bay	1:00
St. Louis at San Francisco	1:05
Arizona at Seattle	1:05
San Diego at Pittsburgh	4:15
Dallas at Washington *	8:15

**MONDAY, NOVEMBER 17**

Cleveland at Buffalo	8:30
----------------------	------

**THURSDAY, NOVEMBER 20 (Twelfth Weekend)**

Cincinnati at Pittsburgh	8:15
--------------------------	------

**SUNDAY, NOVEMBER 23**

San Francisco at Dallas	12:00
Buffalo at Kansas City	12:00
Chicago at St. Louis	12:00
N.Y. Jets at Tennessee	12:00
Carolina at Atlanta	1:00
Philadelphia at Baltimore	1:00
Houston at Cleveland	1:00
Tampa Bay at Detroit	1:00
Minnesota at Jacksonville	1:00
New England at Miami	1:00
Washington at Seattle	1:15
Oakland at Denver	2:05
N.Y. Giants at Arizona	2:15
Indianapolis at San Diego *	5:15

**MONDAY, NOVEMBER 24**

Green Bay at New Orleans	7:30
--------------------------	------

**THURSDAY, NOVEMBER 27 (Thirteenth Weekend)**

Tennessee at Detroit	12:30
Seattle at Dallas	3:15
Arizona at Philadelphia	8:15

**SUNDAY, NOVEMBER 30**

Carolina at Green Bay	12:00
Miami at St. Louis	12:00
San Francisco at Buffalo	1:00
Baltimore at Cincinnati	1:00
Indianapolis at Cleveland	1:00
Denver at N.Y. Jets	1:00
New Orleans at Tampa Bay	1:00
N.Y. Giants at Washington	1:00
Atlanta at San Diego	4:05
Pittsburgh at New England	4:15
Kansas City at Oakland	4:15
Chicago at Minnesota	8:15

**MONDAY, DECEMBER 1**

Jacksonville at Houston	8:30
-------------------------	------

**THURSDAY, DECEMBER 4 (Fourteenth Weekend)**

Oakland at San Diego	8:15
----------------------	------

**SUNDAY, DECEMBER 7**

Washington at Baltimore	1:00
Jacksonville at Chicago	1:00
Minnesota at Detroit	1:00
Houston at Green Bay	1:00
Cincinnati at Indianapolis	1:00
Atlanta at New Orleans	1:00
Philadelphia at N.Y. Giants	1:00
Cleveland at Tennessee	1:00
Miami at Buffalo	4:05
Kansas City at Denver	4:05
N.Y. Jets at San Francisco	4:05
St. Louis at Arizona	4:15
Dallas at Pittsburgh	4:15
New England at Seattle	8:15

**MONDAY, DECEMBER 8**

Tampa Bay at Carolina	8:30
-----------------------	------

**THURSDAY, DECEMBER 11 (Fifteenth Weekend)**

New Orleans at Chicago	7:15
------------------------	------

**SUNDAY, DECEMBER 14**

Tennessee at Houston	12:00
San Diego at Kansas City	12:00
Seattle at St. Louis	12:00
Tampa Bay at Atlanta	1:00
Pittsburgh at Baltimore	1:00
Denver at Carolina	1:00
Washington at Cincinnati	1:00
Detroit at Indianapolis	1:00
Green Bay at Jacksonville	1:00
San Francisco at Miami	1:00
Buffalo at N.Y. Jets	1:00
New England at Oakland	1:15
Minnesota at Arizona	2:05
N.Y. Giants at Dallas *	7:15

**MONDAY, DECEMBER 15**

Cleveland at Philadelphia	8:30
---------------------------	------

**THURSDAY, DECEMBER 18 (Sixteenth Weekend)**

Indianapolis at Jacksonville	8:15
------------------------------	------

**SATURDAY, DECEMBER 20**

Baltimore at Dallas	7:15
---------------------	------

**SUNDAY, DECEMBER 21**

Miami at Kansas City	12:00
Atlanta at Minnesota	12:00
San Francisco at St. Louis	12:00
Pittsburgh at Tennessee	12:00
Cincinnati at Cleveland	1:00
New Orleans at Detroit	1:00
Arizona at New England	1:00
Carolina at N.Y. Giants	1:00
Philadelphia at Washington	1:00
Houston at Oakland	1:05
N.Y. Jets at Seattle	1:05
Buffalo at Denver	2:05
San Diego at Tampa Bay	8:15

**MONDAY, DECEMBER 22**

Green Bay at Chicago	7:30
----------------------	------

**SUNDAY, DECEMBER 28 (Seventeenth Weekend)**

Detroit at Green Bay	12:00
Chicago at Houston	12:00
N.Y. Giants at Minnesota	12:00
Carolina at New Orleans	12:00
St. Louis at Atlanta	1:00
Jacksonville at Baltimore	1:00
New England at Buffalo	1:00
Kansas City at Cincinnati	1:00
Tennessee at Indianapolis	1:00
Miami at N.Y. Jets	1:00
Dallas at Philadelphia	1:00
Cleveland at Pittsburgh	1:00
Oakland at Tampa Bay	1:00
Denver at San Diego	1:15
Washington at San Francisco	1:15
Seattle at Arizona	2:15

\* - Sunday night game in Week 17 TBD

**POSTSEASON**

- AFC and NFC Wild Card Playoffs (NBC)
- AFC and NFC Wild Card Playoffs (CBS and FOX)
- AFC and NFC Divisional Playoffs (CBS and FOX)
- AFC and NFC Divisional Playoffs (CBS and FOX)
- AFC and NFC Divisional Playoffs (CBS and FOX)
- AFC and NFC Championship Games (CBS and FOX)
- Super Bowl XLIII in Tampa, Florida (NBC)
- AFC-NFC Pro Bowl in Honolulu, Hawaii (NBC)

## Dallas Cowboys Banking

# Make every day game day.™

Introducing a financial services suite offering exclusive benefits just for you.  
Only from Bank of America—the Official Bank of the Dallas Cowboys.

### Personal Checking

Open a Dallas Cowboys personal checking account and express your Cowboys pride every day with checks and Check Cards featuring the Dallas Cowboys logo.\* And get automatic savings when you enroll in Keep the Change® — where each Check Card purchase is rounded up to the next dollar and the difference is transferred to your savings account. Earn a 100% match on your savings for the first three months, and 10% thereafter, paid annually, up to \$250 a year.\*



### Credit Card

Show your pride another way. Apply for a Cowboys Extra Points™ credit card and earn points on everyday purchases for exclusive Cowboys Extra Points™ rewards. Redeem your points for unique merchandise like signed memorabilia, or for one-of-a-kind experiences like a VIP Tour of Texas Stadium and tickets to an away game. All with no annual fee. ♦



To apply for Dallas Cowboys Banking products, visit [bankofamerica.com/cowboys](http://bankofamerica.com/cowboys) or your neighborhood Bank of America banking center today.

## Bank of America



Official Bank of the Dallas Cowboys

Standard check order fees apply.

\* Upon enrollment, we will round up your MasterCard® Check Card purchases to the nearest dollar and transfer the difference from your checking account to your Bank of America savings account. We will match your Keep the Change savings at 100% for the first three months and, for Dallas Cowboys™ customers, 10% thereafter. The maximum total match is \$250 per year. Matching funds are paid yearly after the anniversary of enrollment on accounts still open and enrolled. We will only match Keep the Change transfers on up to five checking accounts per depositor (including joint depositors) or up to five checking accounts per household, whichever is less. Eligible savings accounts include, but are not limited to, Regular Savings (or Market Rate Savings in WA and ID) that requires a minimum opening balance of \$25 (\$1 in WA and ID) and pays a variable Annual Percentage Yield (APY) that was 0.20% as of 6/16/2008. Money Market savings accounts are also eligible. Fees may reduce earnings. The promotional matching funds will be reported to the IRS on form 1099. Patent pending. EKTIC.4.21.08

To find a banking center near you visit [bankofamerica.com/locator](http://bankofamerica.com/locator). Dallas Cowboys Banking is offered through MyExpression™ banking from Bank of America. For information about rates, fees, other costs and benefits associated with the use of this credit card, or to apply, visit [bankofamerica.com/cowboys](http://bankofamerica.com/cowboys) or you may contact FIA Card Services, N.A. by calling 1.800.545.7899 or writing to P.O. Box 15020, Wilmington, DE 19850. The National Football League Extra Points Program and its terms are subject to change and/or termination and are void where prohibited by law. This credit card program is issued and administered by FIA Card Services, N.A. MasterCard and the MasterCard Brand Mark are registered trademarks of MasterCard International Incorporated and are used by the issuer pursuant to license. Platinum Plus is a registered trademark of FIA Card Services, N.A. NFL and related logos are trademarks of the National Football League. Dallas Cowboys, "Cowboys," and related logos are trademarks of the Dallas Cowboys, L.P. Extra Points is a registered trademark of the National Football League. Bank of America and the Bank of America logo are registered trademarks of Bank of America Corporation.

LIVE RESPONSIBLY *Miller*

©2008 MILLER BREWING CO., MILWAUKEE, WI

# COWBOYS FANS TACKLE THIRST WITH MILLER LITE.



THE OFFICIAL BEER CHOICE  
OF THE DALLAS COWBOYS



THE ULTIMATE  
LIGHT BEER