



# DALLAS COWBOYS 2003 SCHEDULE

Date	Preseason Games (TV)	Dallas Time
Sat., Aug. 9	@ Arizona (KTVT/CBS11)	9:00 p.m.
<b>Fri., Aug. 15</b>	<b>HOUSTON (KTVT/CBS11)</b>	<b>7:00 p.m.</b>
Thurs., Aug. 21	@ Pittsburgh (FOX)	7:00 p.m.
<b>Thurs., Aug. 28</b>	<b>OAKLAND (KTVT/CBS11)</b>	<b>7:00 p.m.</b>

Regular Season Games (TV)		
<b>Sun., Sept. 7</b>	<b>ATLANTA (FOX)</b>	<b>3:15 p.m.</b>
Mon., Sept. 15	@ New York Giants (ABC)	8:00 p.m.
Sun., Sept. 21	BYE	
Sun., Sept. 28	@ New York Jets (FOX)	3:15 p.m.
<b>Sun., Oct. 5</b>	<b>ARIZONA (FOX)</b>	<b>Noon</b>
<b>Sun., Oct. 12</b>	<b>PHILADELPHIA (FOX)</b>	<b>Noon</b>
Sun., Oct. 19	@ Detroit (FOX)	Noon
Sun., Oct. 26	@ Tampa Bay (FOX)	Noon
<b>Sun., Nov. 2</b>	<b>WASHINGTON (FOX)</b>	<b>Noon</b>
<b>Sun., Nov. 9</b>	<b>BUFFALO (CBS)</b>	<b>3:15 p.m.</b>
Sun., Nov. 16	@ New England (ESPN)	7:30 p.m.
<b>Sun., Nov. 23</b>	<b>CAROLINA (FOX)</b>	<b>Noon</b>
<b>Thurs., Nov. 27</b>	<b>MIAMI (CBS)</b>	<b>3:05 p.m.</b>
Sun., Dec. 7	@ Philadelphia (FOX)	Noon
Sun., Dec. 14	@ Washington (FOX)	Noon
<b>Sun., Dec. 21</b>	<b>NEW YORK GIANTS (FOX)</b>	<b>Noon</b>
Sun., Dec. 28	@ New Orleans (FOX)	Noon

## Home Games in Bold CAPS

WILD CARD WEEKEND	Jan. 3-4, 2004
DIVISIONAL PLAYOFFS	Jan. 10-11, 2004
CONFERENCE CHAMPIONSHIPS	Jan. 18, 2004
SUPER BOWL XXXVIII (Houston, Texas)	Feb. 1, 2004
PRO BOWL (Honolulu, Hawaii)	Feb. 8, 2004



## FINGERTIP INFORMATION

### OFFICE ADDRESS

Cowboys Center  
One Cowboys Parkway  
Irving, Texas 75063-4727  
Executive Office 972/556-9900  
Fax 972/556-9304

Public Relations Department 972/556-9959

### COWBOYS TICKET OFFICE

Texas Stadium  
2401 E. Airport Freeway  
Irving, Texas 75062  
Ticket Office 972/785-5000

### Ticketmaster Outlets:

All Fiesta, Foley's and Wherehouse Music stores

### Charge Tickets by Phone

Ticketmaster Outlets:  
214/953-1500



### HOME FIELD

Texas Stadium (Capacity 65,529)

### Helmet/Blue Jersey

Silver (PMS 8240)  
Blue (PMS 282)

### White Jersey

Royal Blue (PMS 661)  
Silver-Green (PMS 8280)

## 2003 TRAINING CAMP DATA

### SAN ANTONIO, TEXAS

July 25 through August 19

Alamodome  
100 Montana Street  
San Antonio, TX 78203  
800/884-3663

### PHONE NUMBERS:

Marriott Riverwalk.....210/224-4555  
Public Relations.....972/556-9959  
Public Relations Fax .....972/556-9918

Staff Directory .....2

### THE FRONT OFFICE

Jones, Jerry .....6  
Jones, Stephen .....10  
Parcells, Bill.....11  
Coaching Staff .....14  
Player Personnel .....28  
Staff .....34

### THE PLAYERS

Players  
Biographies, Veterans .....38  
Biographies, Rookies and First Year Players .....145  
Rosters  
2003 Rookies and First-Year Free Agents .....154  
2003 Veterans .....155  
All-Time, Coaches .....156  
All-Time, Alphabetical.....157  
All-Time, College.....162  
All-Time, Numerical.....163  
Honors, All-Time.....168  
Draft, All-Time (1960-2003).....173  
Free Agency .....181

### 2002 SEASON

Season at a Glance, 2002 .....184  
Statistics  
Offensive.....192  
Defense.....193  
Special Teams .....193  
Team Game-by-Game .....194  
Individual Game-by-Game .....196  
Preseason.....200

### THE RECORDS

Statistical Leaders, All-Time .....202  
Team Statistics by Year .....204  
Statistical Leaders by Year .....206  
Largest Margin of Victory/Defeat .....212  
Record Temperatures .....212  
Individual Records .....213  
Team Records .....223  
Longest Plays .....231  
Big Days .....233  
Last Time .....235

### THE PLAYOFF RECORDS

Playoff History .....238  
Statistical Leaders, All-Time .....240  
Individual Records .....242  
Team Records .....246  
Big Days .....249  
Longest Plays .....250

### THE HISTORY

Preseason Results, All-Time .....252  
Regular Season Results, All-Time.....254  
Opponents .....297  
Ring of Honor.....307  
Hall of Fame .....310  
Historical Highlights.....318  
Consecutive Winning Seasons .....328  
Attendance.....329  
Cowboys During the Week .....330  
Cowboys on Thanksgiving Day .....330  
Cowboys on Monday Night .....331  
Overtime Games.....332

### THE SIDELINES

Texas Stadium.....334  
Training Camp.....335  
Cowboys on the Web.....336  
Cowboys on the Road .....336  
Cheerleaders .....337  
Cowboys on Radio.....338  
Cowboys on Television .....339  
Cowboys in Print .....339  
Community Outreach.....340  
NFL Standings, 2002 .....351  
NFL Schedule, 2003 .....352



# Dallas Cowboys Club Directory

## FRONT OFFICE

- Jerry Jones**, Owner, President and General Manager  
**Stephen Jones**, Chief Operating Officer/Executive Vice President/Director of Player Personnel  
**Charlotte Anderson**, Vice President/Director of Charities and Special Events  
**Jerry Jones, Jr.**, Chief Sales and Marketing Officer/Vice President/General Counsel  
**Marilyn Love**, Executive Assistant to the Owner, President and General Manager  
**Sheri Bybee**, Executive Assistant to the Chief Sales and Marketing Officer  
**Sha Moffett**, Executive Assistant to the Chief Operating Officer  
**Diana Lambert**, Administrative Assistant

## COACHING STAFF

- Bill Parcells**, Head Coach  
**Maurice Carthon**, Offensive Coordinator/Running Backs  
**Bruce DeHaven**, Special Teams  
**Gary Gibbs**, Linebackers  
**Steve Hoffman**, Kickers/Defensive Quality Control  
**Jim Jeffcoat**, Defensive Ends  
**Joe Juraszek**, Strength and Conditioning  
**David Lee**, Offensive Assistant  
**Mike MacIntyre**, Assistant Secondary  
**John McNulty**, Wide Receivers  
**Sean Payton**, Assistant Head Coach/Quarterbacks  
**Kacy Rodgers**, Defensive Tackles  
**Tony Sparano**, Tight Ends  
**George Warhop**, Offensive Line  
**Mike Zimmer**, Defensive Coordinator  
**Tony Ollison**, Assistant Strength and Conditioning  
**Laura Fryar**, Assistant to the Head Coach  
**Dina Ferreira**, Administrative Assistant

## PLAYER PERSONNEL

- Stephen Jones**, Director, Player Personnel  
**Larry Lacewell**, Director, College and Pro Scouting  
**Chris Hall**, College Scouting Coordinator  
**Todd Williams**, Assistant Director, Player Personnel  
**Connie Shaffer**, Contract Administrator  
**Jason McKay**, Personnel Assistant

### College

- Tom Ciskowski**, Assistant Director, College Scouting  
**Jeff Ireland**, National Scout  
**Drew Fabianich**, Scout  
**Jim Garrett**, Scout  
**Tommy Hart**, Scout  
**Jim Hess**, Scout  
**Walter Juliff**, Scout  
**Henry Sroka**, Scout  
**John Wojchiechowski**, Scout

### Pro

- Bryan Broaddus**, Assistant Director, Pro Scouting  
**Larry Dixon**, Advance Scout  
**Bill Hitt**, Pro Scout  
**Jim Dodson**, Pro Scout  
**Chief Conwoop**, Pro Personnel Assistant

## MARKETING

- Jerry Jones, Jr.**, Chief Sales and Marketing Officer/Vice President  
**Charlotte Anderson**, Vice President/Director of Charities and Special Events  
**John Hickman**, Director, Marketing and Corporate Partnerships  
**Robin Woith**, Director, Marketing and Corporate Partnerships  
**Travis Clark**, Director of Suite Sales and Marketing  
**Bill Priakos**, Director, Merchandising  
**Jeff Watrous**, Senior Manager, Marketing and Corporate Partnerships  
**Blaze Witt**, Manager, Corporate Partnerships and Special Events  
**Eddie Eusepi**, Manager, Game Day Production  
**Chris Edwards**, Marketing Coordinator  
**Megan Miller**, Marketing Assistant  
**Tiffany Guzman**, Marketing Assistant  
**Ted Ovietrea**, Mascot Coordinator

## TICKET SALES AND PROMOTIONS

- Joel Finglass**, Director, Sales, Promotions and Advertising  
**Jim Engstrom**, Assistant Director  
**Tandra Johnson**, Assistant Director  
**Jeff Abadie**, Sales  
**Elizabeth Acuna**, Sales  
**Dale Boutwell**, Sales  
**Heather Dunn**, Sales  
**Matt Goodman**, Sales  
**Brian Hodge**, Sales  
**Kelly Kirchoff-Stus**, Sales  
**Courtney Leon**, Sales  
**Ted Low**, Sales  
**Kasey Mesa**, Sales  
**Eric Mock**, Sales  
**Matt Mooty**, Sales  
**Jace Musselman**, Sales  
**Becca Myers**, Sales  
**Grady Siske**, Sales  
**Leslie Yarbrough**, Sales

## FOOTBALL OPERATIONS

- Bruce Mays**, Director, Football Operations  
**Craig Glieber**, Assistant Director, Football Operations  
**Bryan Wansley**, Operations Assistant  
**Curtis Manning**, Building Security  
**Jake Jacobs**, Security  
**Jesse Alonzo**, Security  
**Wes Marshall**, Security

## PLAYER DEVELOPMENT

- Steve Carichoff**, Director, Player Development  
**Calvin Hill**, Consultant  
**Dr. Yolanda Brooks**, Consultant

## HUMAN RESOURCES

- Vincent Thompson**, Chief Human Resources & Diversity Officer  
**Sarah Latham**, Benefits Coordinator/H.R. Assistant  
**Robert Newhouse**, Minority Procurement





**COMMUNITY AFFAIRS**

**Jud Heflin**, Director, Stadium Development  
**Robert Newhouse**, Director, Alumni Affairs  
**Susan E. Skaggs**, Director, Civic Affairs  
**Cindy Carpenter**, Administrative Assistant, Stadium Development

**PUBLIC RELATIONS**

**Rich Dalrymple**, Director, Public Relations  
**Brett Daniels**, Director, Corporate Communications  
**Doug Hood**, Public Relations Assistant  
**Scott Agulnek**, Public Relations Assistant  
**Emily Robbins**, Director, Community Relations  
**Whitney Brandon**, Community Relations Assistant

**TICKET OPERATIONS**

**Carol Padgett**, Director, Ticket Operations  
**Ann Bihari**, Assistant Director, Ticket Operations  
**Kristi Behlmann**, Ticket Representative  
**Joy Dotson**, Administrative Assistant  
**Darnella Davidson**, Ticket Representative  
**Kristy Grissom**, Ticket Representative  
**Sonia Hacic**, Box Office Manager, Dallas Desperados  
**Raquel Lopez**, Ticket Representative  
**Andrea Payne**, Ticket Representative  
**Christopher Rogers**, Ticket Representative  
**Krishna Suri**, Ticket Representative  
**Casey Yocom**, Ticket Representative

**MEDICAL**

**Jim Maurer**, Head Athletic Trainer  
**Britt Brown**, Associate Athletic Trainer  
**Greg Gaither**, Assistant Athletic Trainer  
**Josh Stevens**, Intern  
**Dr. Dan Cooper**, Team Physician  
**Dr. Andrew Dossett**, Team Physician  
**Dr. J.R. Zamorano**, Team Physician  
**Dr. Robert Fowler**, Team Physician

**EQUIPMENT**

**Mike McCord**, Equipment Manager  
**Bucky Buchanan**, Assistant Equipment Manager  
**Mike Kurowski**, Assistant  
**Steve Mangus**, Assistant

**MERCHANDISING**

**Jeff Coleman**, Director, Merchandising  
**Renate Kaaa**, Coordinator, Retail Stores  
**David Brigner**, Director, Business Systems  
**Amon Simmons**, Buyer  
**Dax Pemberton**, Coordinator, Catalog/Internet Coordinator  
**Doug Aydelott**, Training Camp and Special Events  
**Doug Mefford**, Distribution Center Manager  
**Willie Munoz**, Game Day and Stadium Coordinator

**COWBOYS PUBLICATIONS**

**Russ Russell**, Publisher  
**Ron Spain**, Editor  
**Sharon Carnahan**, Circulation Manager  
**Cheryl Harris**, Production Manager  
**Kay Clark**, Administrative Assistant  
**Jonnie Haug**, Administrative Assistant

**ACCOUNTING**

**George Mitchell**, Chief Financial Officer  
**David Frey**, Controller  
**Connie Toevs**, Controller, Blue Star  
**Cassie Guthrie**, Tax Manager  
**Portia Rogers**, Payroll  
**Gwendolyn Bugayong**, Accounting Staff  
**Shelly Cates**, Accounting Staff  
**Alisha Dietz**, Accounting Staff  
**Traci Doty**, Accounting Staff  
**Tina Gray**, Accounting Staff  
**Melissa Held**, Accounting Staff  
**Jane Pelphrey**, Accounting Staff  
**Tracy York**, Accounting Staff  
**Tami Lakey**, Administrative Assistant

**INTERNET/INFORMATION TECHNOLOGY**

**Derek Eagleton**, Director, Information Technology  
**Mickey Spagnola**, Columnist/Editor  
**Nick Eatman**, Writer  
**Alan Larkin**, Webmaster  
**Erin Johnson**, Developer  
**David Land**, Manager, Networking & Infrastructure  
**Jayd Yoshino**, Network Engineer  
**Al Gibson**, Network Engineer  
**Carmen Ponce**, Network Administrator  
**Santos Ramiro**, Network Administrator  
**Ryan Burns**, Applications Developer  
**Tom Woods**, Applications Developer

**BUILDING OPERATIONS/PRACTICE FIELDS**

**Steve Landers**, Director, Facilities  
**Chris Morrow**, Field Supervisor  
**Al Walker**, Assistant  
**Kathy Coleman**, Mail Room/Supplies  
**Clay Braudrick**, Mail Room  
**Chris Redmond**, Mail Room

**COWBOYS BROADCASTING**

**Scott Purcel**, Director, Broadcasting  
**Victor Villalba**, Manager, Spanish Broadcasting & Affiliates  
**Roxanne Medina**, Producer and Videographer  
**Chris Jacek**, Producer  
**Shaun Gish**, Producer  
**Brenda Davenport**, Manager, Syndication and Traffic  
**Chris Behm**, Assistant

**VIDEO**

**Robert Blackwell**, Director  
**Jack Murray**, Assistant  
**Rich Behm**, Assistant  
**Steve Gagliardino**, Assistant

**DALLAS COWBOYS CHEERLEADERS**

**Charlotte Anderson**, President  
**Kelli McGonagill Finglass**, Director  
**Judy Trammell**, Choreographer  
**Dan Devens**, Operations Manager  
**Erin Boyd**, Appearance Coordinator  
**Cortney Bailey**, Assistant to the Director  
**Rachel Durbin**, Special Projects Coordinator  
**Megan Willsey**, Associate Choreographer  
**Shelly Roper McCaslin**, Associate Choreographer, Recruiter  
**Shelly Bramhall**, Associate Choreographer, Camp Coordinator



# Texas Stadium Corporation Directory

## FRONT OFFICE

**Stephen Jones**, President  
**Bruce Hardy**, Vice President and General Manager  
**Ron Underwood**, Director, Operations  
**Glenn Kimberlin**, Administrative Assistant/Operations  
**Susan E. Skaggs**, Director, Special Events  
**Becky Elliott**, Administrative Assistant  
**David Lavender**, Director, Maintenance  
**Steve Epperson**, Director, Housekeeping  
**Stephanie Downes**, Executive Assistant  
**Veronica Elizardo**, Receptionist

## FOOD AND BEVERAGE

**Amy L. Phillips**, Vice President, Food and Beverage  
**George Wasai**, Director, Concessions  
**Jeannie Sprufers**, Director, Suite Services  
**Eduardo Alvarez**, Executive Chef  
**Felipe Tirado**, Sous Chef  
**Cathy Malloy**, Catering Sales Manager  
**Carter Helwig**, Beverage Manager  
**Maria Miranda**, Banquet Manager  
**Vincent St. Pierre**, Purchasing Manager  
**Mary Dixon**, Suite Services Coordinator  
**Elaine Price**, Suite Services Coordinator  
**Brett Henshaw**, Suite Services Assistant  
**Reginald Vaughn**, Concourse Manager  
**Roderick Mitchell**, Concessions  
**Cyndi Comeaux**, Concessions Assistant

## ACCOUNTING

**Terri Van Hooser**, Controller  
**Bobbi Cheney**, Accounting Staff  
**Sandy Louviere**, Accounting Staff  
**Susan Van Dyke**, Accounting Staff  
**Heather Campbell**, Accounting Staff

# Cowboys Merchandising Limited Directory

## ADMINISTRATION

**Jerry Jones Jr.**, President  
**Bill Priakos**, Vice President  
**Tom Schaeffer**, National Sales Manager  
**Mike Denton**, General Merchandise Manager  
**Neil Wiseman**, Merchandise Manager  
**Jose Arellano**, Director of Sales - Mexico  
**Sarah Griffith**, Account Manager  
**Nancy Skole**, Assistant Sales Manager  
**Sam Willis**, Customer Service Manager  
**Brian Livingstone**, Assistant Customer Service Manager  
**Amanda Himes**, Executive Assistant

## ACCOUNTING

**Dale Knox**, Controller  
**Christie Butler**, Accounting Staff  
**Phil Caruso**, Accounting Staff  
**Melinda Davis**, Accounting Staff  
**Keri Driver**, Accounting Staff  
**Cassandra Garcia**, Accounting Staff  
**Priya Sureka**, Accounting Staff  
**Angela Chapman**, Accounting Staff  
**Tanya Lauderdale**, Accounting Staff

# Dallas Desperados Football Club Directory

## FRONT OFFICE

**Jerry Jones, Jr.**, President & General Manager, Chief Executive Officer  
**Shy Anderson**, Chief Operating Officer  
**George Mitchell**, Chief Financial Officer  
**Joel Finglass**, Director, Ticket Sales  
**Carol Padgett**, Director, Ticket Operations  
**Sonia Hacic**, Box Office Manager  
**Scott Purcel**, Director, Broadcasting  
**Eddie Eusepi**, Marketing/Game Operations  
**Robin Woith**, Director, Marketing and Corporate Partnerships  
**Blaze Witt**, Manager, Corporate Partnerships and Special Events  
**Doug Hood**, Media Relations Coordinator  
**Pamela Jagger Purcel**, Manager, Desperados Dancers  
**Ted Ovletrea**, Mascot Coordinator  
**Tiffany Guzman**, Assistant

## COACHING STAFF

**Joe Avezzano**, Head Coach  
**Steve Thonn**, Offensive Coordinator  
**Will McClay**, Defensive Coordinator  
**Jon Norris**, Offensive/Defensive Lines

## FOOTBALL OPERATIONS

**Larry Dixon**, Player Personnel Coordinator  
**Brian Zettler**, Athletic Trainer  
**Dr. Robert Fowler**, Team Physician  
**Dr. Craig Goodhart**, Team Physician  
**Steve Mangus**, Equipment Manager  
**Robert Blackwell**, Video Director



**The  
Front  
Office**





## Jerry Jones

**Owner, President and  
General Manager**



In one of the most dramatic eras of ownership in professional sports, Jerry Jones' stewardship of the Dallas Cowboys has brought unprecedented results to one of the world's most visible sports entities.

Highlighted by Super Bowl victories following the 1992, 1993 and 1995 seasons, Jones became the first owner in NFL history to guide his team to three league championships in his first seven years of ownership.

In addition, the Dallas Cowboys earned the distinction of being the "Team of the Decade" for the 1990s after winning a league-high six division titles and claiming the ultimate prize three times.

In 1995, Dallas also became the first team in NFL history to win three Super Bowls in four seasons, while tying the NFL record for most Super Bowl victories by an organization with five.

Since purchasing the team in 1989, Jones has established himself as one of the NFL's most influential and active owners. His vision in the areas of marketing, corporate sponsorships, television, stadium management and community service has made a visible imprint on the landscape of sports in America.

He has actively contributed to enhancing the NFL's status as the world's premier professional sports league by serving on the NFL's Competition Committee, the Broadcast Committee, the Management Council Executive Committee and the Business Ventures Committee.

Jerral Wayne Jones was born on Oct. 13, 1942 in Los Angeles. He learned his business style from his father, J.W. "Pat" Jones, a successful entrepreneur first in supermarkets, then in insurance.

Pat Jones moved his family to North Little Rock, Ark., soon after Jerry was born. After starring as a running back at North Little Rock High School, Jerry received a scholarship to play football at the University of Arkansas. He was a starting guard and co-captain of the 1964 team that went 11-0, defeated Nebraska in the Cotton Bowl and captured the national championship.

Upon graduating with a M.B.A. from Arkansas in 1965, Jerry joined his father's insurance company, Modern Security Life in Springfield, Mo., as executive vice president.

Jones entered the oil and gas exploration business in Oklahoma in 1970 and soon became a phenomenal success. He now has active interests across the Southwest.

One of a very small number of NFL owners who actually earned a significant level of success as a football player, Jones is currently living his dream of engineering the fortunes of an NFL franchise. A man of varied interests who will not rest on yesterday's achievements, he is a dedicated businessman and family man – sharing a passion for both worlds.

Jerry is also involved in numerous civic and charitable causes. As very strong supporters of The Salvation Army, Jerry and wife Gene were presented the Army's Partner of the Year Award in 1997 on behalf of the Cowboys organization. In each of the last 10 years, Gene and Jerry Jones, along with the Dallas Cowboys, have served as hosts and underwritten the costs for the Super Lunch, a fundraising event for The Salvation Army Irving Corps Community Center and its special projects. This annual event has raised more than \$1 million since its inception.

The Gene and Jerry Jones Family Center for Children opened in November of 1998 in conjunction with The Salvation Army. The center offers affordable childcare for low-income families and was made possible by gifts from the Jones family and the Cowboys that exceeded \$1.2 million.

For the past six seasons, the Jones family has dedicated the Cowboys annual Thanksgiving Day half-time show as a national showcase to kick off The Salvation Army's annual Kettle Drive. The nationally televised event has created a new holiday tradition, while helping to increase donations to The Salvation Army's annual fund raising efforts by several millions of dollars. Reba McEntire, Randy Travis, Clint Black, Jessica Simpson, Billy Gilman, Creed and LeAnn Rimes have provided the entertainment for the last six holiday extravaganzas.

For their efforts in this area, the Joneses received the Evangeline Booth Award in 1999, one of the Army's highest national community service awards, and have been selected for membership into the prestigious Salvation Army William Booth Society. Gene and Jerry were named to the Salvation Army's National Advisory Board in April of 1998.

In 2001, the Joneses were awarded the Chairman's Award by The Boys and Girls Clubs of America. This award recognizes individuals who have made a positive difference in people's lives – particularly in



the lives of children. In June of 2002, Gene and Jerry Jones were recognized as the recipients of the Children's Champion Award for Philanthropy that was presented by the Dallas for Children organization.

Family Gateway, a Dallas community outreach organization, recognized the work of both Gene and Jerry in the spring of 2003 with the Annette G. Strauss Humanitarian Award. The award is given annually to recognize those who enhance and champion causes for the betterment of others and who, by example, encourage people to do the same.

Gene and Jerry Jones are also very active supporters of the Library of Congress. As members of the Library's James Madison Council, Gene and Jerry provided a major gift to the Library to provide for the complete restoration of the Thomas Jefferson Library. The gift was made as a kickoff to the Library of Congress' bicentennial celebration.

The Jones family is also very actively involved with several other community-related organizations, including the Children's Medical Center of Dallas, the National Board for The Boys and Girls Clubs of America, the Kent Waldrep Paralysis Foundation, The Rise School of Dallas, Alexis De Tocqueville Society, Crystal Charity Ball, Family Gateway, The Family Place, Susan G. Komen Foundation/Race for the Cure for Breast Cancer, TACA, UT Southwestern Medical Center and many others.

Jerry and Gene, a former Arkansas beauty pageant winner whom he met while both attended the University of Arkansas, live in Dallas. They have three children, Stephen, Charlotte and Jerry, Jr., and seven grandchildren.

Stephen (6/21/64) is a graduate of the University of Arkansas and serves as the Cowboys' Chief Operating Officer/Executive Vice President/Director of Player Personnel. Charlotte (7/26/66) is a Stanford graduate and serves as the Cowboys Vice President/Director of Charities and Special Events. Jerry Jr. (9/27/69), a graduate of Georgetown University who earned his law degree from Southern Methodist University, is the Cowboys' Chief Sales and Marketing Officer/Vice President/General Counsel.

## Chronology Since 1989:

**February 25, 1989** – Jones purchases the Dallas Cowboys and the lease to manage Texas Stadium Corp. from H.R. "Bum" Bright. Jerry Jones names Jimmy Johnson as the new head coach.

**April 20, 1989** – Jones completes negotiations on Troy Aikman's contract – a six-year deal that is completed four days before Aikman is the top overall selection in the 1989 NFL Draft.

**October 12, 1989** – Herschel Walker is traded to Minnesota for five players, six conditional draft choices and a 1992 first round draft choice. Among the players who actually came to Dallas as a result of the trade include Emmitt Smith, Russell Maryland, Kevin Smith and Darren Woodson.

**August 10, 1990** – The Cowboys' first-ever in-state training camp concludes at St. Edward's University in Austin. Over 100,000 fans attend workouts, while more than 400 media credentials are issued in the three-plus weeks of work. Austin officials estimate the camp brought an additional \$3.2 million of income into the Austin area.

**September 5, 1990** – The Cowboys trade Steve Walsh to the New Orleans Saints for a first and third round draft choice in 1991 and a conditional second round pick in 1992.

**April 19, 1991** – A deal is made to bring the first overall selection in the 1991 NFL Draft to Dallas in exchange for a first and second round selection and three veteran players. Dallas selected Outland Trophy winner Russell Maryland with the top pick.

**April 21-22, 1991** – In an unprecedented action among NFL clubs, the Cowboys sign their top three draft choices on draft day. The team also drafts a club record 17 players.

**July 16, 1991** – The Cowboys open training camp in Austin with all 17 of their draft choices under contract. Dallas concludes its second training camp at St. Edward's University, with over 75,000 fans attending the Cowboys' practices.

**November 24, 1991** – The Cowboys end the Washington Redskins' 1991 undefeated streak at 11 games with a 24-21 victory at RFK Stadium.

**December 15, 1991** – Dallas defeats Philadelphia, 25-13, at Veterans Stadium to secure a wild card playoff spot. The victory marks the team's first trip to the playoffs since the 1985 club went 10-6 and won the NFC Eastern Division title.

**December 22, 1991** – Dallas closes the 1991 season with a 31-27 win over Atlanta, marking the team's best record (11-5) since 1983.

**January 5, 1992** – Dallas defeats Chicago by a 17-13 score in an opening round playoff game at Soldier Field. The victory marks the Cowboys' first playoff win since 1982, and the first playoff win on the road since 1980.

**May 1, 1992** – Jerry Jones is appointed to the NFL's Competition Committee by Commissioner Paul Tagliabue. Jones becomes the first owner to serve on the prestigious committee since the death of Cincinnati's Paul Brown.

**December 21, 1992** – Before a national television audience on ABC's Monday Night Football, the Cowboys defeat the Atlanta Falcons (41-17) at the Georgia Dome to claim the NFC Eastern Division Championship. The victory marks the Cowboys' first divisional title since 1985. It is the 14th divisional title in club history.

**December 23, 1992** – Six players from the Cowboys offense are selected to play in the Pro Bowl. The six players establish a Dallas Cowboys' record for most offensive players selected to the Pro Bowl.

**December 27, 1992** – Dallas defeats Chicago by a 27-14 score at Texas Stadium. The victory is the 13th of the year for Dallas, establishing a new club record for victories in a season. Emmitt Smith finishes the season with 1,713 rushing yards, enabling him to become the first player to win back-to-back NFL rushing titles since Eric Dickerson (1983-84).

**December, 1992** – The Cowboys set a team record for road attendance by averaging 72,523 fans-per-road game in 1992. The team also played before a sold-out stadium in all 16 regular season games.

**January 10, 1993** – In their first home playoff game since 1983, Dallas hands NFC East rival Philadelphia a 34-10 defeat in a NFC Divisional Playoff Game.

**January 17, 1993** – In their first NFC Championship Game since 1982, the Cowboys defeat the San Francisco 49ers by a 30-20 score at Candlestick Park. The victory sends Dallas to Super Bowl XXVII in Pasadena, marking the Cowboys first Super Bowl trip since 1978.

**January 31, 1993** – While making a NFL record sixth Super Bowl appearance, the Cowboys defeat Buffalo 52-17 in Super Bowl XXVII at the Rose Bowl in Pasadena. Troy Aikman was named the game's MVP after throwing four touchdown passes. The Super Bowl crowd of 98,374 becomes the largest crowd to ever witness a Cowboys game. The game was witnessed by 133.4 million television viewers, making Super Bowl XXVII the most watched event in television history.

**March 5, 1993** – The Super Bowl Champion Dallas Cowboys become the first athletic team to visit the White House under President Bill Clinton's administration. The Cowboys team visit to the White House is the first in club history.

**December 28, 1993** – An NFC record 11 Dallas players are selected to the Pro Bowl. That group includes a club record eight offensive selections (seven Pro Bowl starters).

**January 2, 1994** – The Cowboys defeat the N.Y. Giants 16-13 in overtime at the Meadowlands. The victory clinches the Cowboys' second straight NFC East title and the 15th division crown in club history.

**January 2, 1994** – Emmitt Smith finishes the season with 1,486 yards to earn his third straight NFL rushing crown. He becomes just the fourth man in NFL history to win three consecutive rushing titles. He is also named Associated Press NFL Player of the Year, the first Cowboy so honored.

**January 23, 1994** – Dallas defeats San Francisco 38-21 in the NFC Championship Game at Texas Stadium. The victory gives the Cowboys a NFL-record seventh conference championship in the first conference title game to be played at Texas Stadium since Jan. 1, 1978 (a 23-6 win over Minnesota).

**January 30, 1994** – Dallas becomes one of just three NFL teams to win four Super Bowls by defeating Buffalo (30-13) in Super Bowl XXVIII. The victory enables the Cowboys to become the only franchise in NFL history to win more than one Super Bowl under two different owners. The game, played at the Georgia Dome in Atlanta, featured two rushing touchdowns by Super Bowl MVP Emmitt Smith.

**March 30, 1994** – Barry Switzer is named the new head coach of the Dallas Cowboys – and the third head coach in team history. Switzer replaces Jimmy Johnson, who stepped down as the Cowboys' head coach the previous day.

**December, 1994** – For the second straight season, the Cowboys send a club and NFC record 11 players to the Pro Bowl.

**January, 1995** – The Cowboys set a Texas Stadium record for home attendance with an average crowd of 64,579 in 1994, the first time Dallas has averaged over 64,000 fans-per-game at Texas Stadium. The previous record was 63,943 set in 1981.

**January 15, 1995** – The Cowboys play in their third NFC Championship Game of the decade. The Cowboys are the only NFL team to play in multiple conference championship games in each decade of the team's existence.

**December 24, 1995** – Dallas wraps up its fourth straight NFC Eastern Division title – a feat that no other NFC East team had accomplished other than the Cowboys teams from 1976 to 1979.

**December 25, 1995** – Emmitt Smith closes the season with a team record 1,773 rushing yards and a NFL record 25 rushing touchdowns. Smith led the NFL in rushing for the fourth time in five years, becoming just the fifth player in NFL history to win at least four rushing titles.

**December, 1995** – Ten Cowboys are selected to the NFC Pro Bowl squad. Since 1993, Dallas has earned 32 Pro Bowl selections – the most ever by one team over a three-year period of time.



**January 14, 1996** – The Cowboys win a NFL record eighth conference championship game by defeating the Green Bay Packers 38-27 at Texas Stadium. The victory marked the Cowboys third NFC title in four years.

**January 28, 1996** – Dallas becomes the first team in NFL history to win three Super Bowls in a four-year period by defeating the Pittsburgh Steelers 27-17 in Super Bowl XXX at Sun Devil Stadium in Tempe, Ariz. The game is witnessed by 138.4 million television viewers, making Super Bowl XXX the most watched event in television history. The victory enables Dallas to earn its fifth Super Bowl title – joining the San Francisco 49ers as the only NFL franchises to win five Super Bowls. The Cowboys have now appeared in an NFL record eight Super Bowls. Dallas also became the first NFL franchise to win Super Bowls with three different head coaches.

**December 15, 1996** – The Cowboys clinch a fifth straight division title with a 12-6 win over the New England Patriots at Texas Stadium. The championship enables the Cowboys to become the first team in NFL history to win five straight NFC Eastern Division crowns.

**January 5, 1997** – Dallas closes the postseason with a divisional playoff loss at Carolina. The loss marks the first time since the 1991 season that the Cowboys were unable to reach the NFC title game.

**December, 1997** – The Cowboys close the 1997 season with a 6-10 record, marking the team's first non-playoff season since 1990.

**February 12, 1998** – Jerry Jones names Chan Gailey as the fourth head coach in the history of the Dallas Cowboys franchise. Gailey, who had previously served as the Pittsburgh Steelers offensive coordinator, replaces Barry Switzer, who resigned from his position on January 9th.

**July 15, 1998** – The Cowboys open training camp at Midwestern State University in Wichita Falls, TX. Attendance figures for the four-week camp exceed 100,000.

**November 8, 1998** – With 163 yards on 29 carries in a 16-6 win over the New York Giants, Emmitt Smith becomes the Dallas Cowboys all-time leading rusher. Smith's performance against New York pushes him past Tony Dorsett (12,036) and into the Cowboys top spot.

**December 20, 1998** – After a one-year absence from postseason play, the Cowboys clinch their six NFC Eastern Division title in the last seven years with a 13-9 win over Philadelphia at Texas Stadium. The 1998 division crown is the 19th division championship (15th NFC East title) in the club's 39-year history.

**December 27, 1998** – After scoring a first-half touchdown on a one-yard run against the Redskins at Texas Stadium, Emmitt Smith becomes the NFL's all-time leader in rushing touchdowns, moving ahead of Marcus Allen (123). Smith would later add a 26-yard touchdown run in the second quarter to bring his league record total to 125 rushing touchdowns by season's end. The Cowboys closed the year with a 23-7 victory over Washington and a 10-6 record, marking the 23rd season in which Dallas recorded at least 10 wins – an NFL record. The win over the Redskins also enabled Dallas to become the first team in the history of the NFC East to post an 8-0 record in division play.

**December 24, 1999** – The Dallas Cowboys NFL-record of consecutive games in front of sold out stadiums comes to an end in a Christmas Eve game against the New Orleans Saints in the Louisiana Superdome. The streak, which included home and away games, came to a halt after 160 games. It began on Dec. 23, 1990 at Philadelphia's Veterans Stadium and included 79 straight sell-outs at Texas Stadium (including playoffs) and 81 straight sell-outs on the road (including playoffs).


**January 2, 2000** – The Cowboys close the century as the NFL's most successful team in the decade of the 1990s. From 1990 to 1999, Dallas qualified for the playoffs eight times, won six division titles, made four trips to the conference championship game and won three Super Bowls. The 1999 season ends with an 8-8 regular season record and a wild card playoff loss at Minnesota on Jan. 9, 2000.

**January 26, 2000** – Jerry Jones names Cowboys defensive coordinator Dave Campo as the fifth head coach in franchise history. Campo spent the previous 11 seasons as an assistant coach in Dallas and was the defensive coordinator for the 1995 team that won Super Bowl XXX.

**August 27, 2001** – Dallas defeats Oakland in a preseason American Bowl game in Mexico City that marks the Cowboys ninth international game. With stops in England (2), Japan (2) Mexico (4) and Canada (1), the Cowboys have played more international games than any other team in the NFL.

**October 27, 2002** – In a 17-14 loss to the Seattle Seahawks at Texas Stadium, Emmitt Smith moved past Walter Payton to become the all-time NFL rushing leader. Smith finished the 2002 season, and his Dallas Cowboys career, with 17,162 yards, 436 more than Payton's previous career mark of 16,726.

**January 2, 2003** – Jerry Jones names Bill Parcells as the sixth head coach in Dallas Cowboys franchise history. Parcells, a two-time Super Bowl winner with the New York Giants, replaces Dave Campo.



## Stephen Jones

**Executive Vice President  
Chief Operating Officer  
Director of Player Personnel**



With 14 years of NFL experience under his belt, Stephen Jones's reputation as one of the brightest young executives in professional sports continues to grow. Named a Cowboys Vice President in February of 1989, Jones coordinates the Cowboys' entire player personnel department. He also oversees the negotiation of player contracts, management of the salary cap, the operation of Texas Stadium and a wide range of other club related duties.

Recognized as Owner Jerry Jones's right hand man, Stephen Jones played an integral role in the team's rise from a 1-15 record in 1989 to being the NFL's "Team of the Decade" with three Super Bowl titles in the 1990s.

As he enters his 15th NFL season, Jones is a driving force behind the Cowboys as they strive to return to the elite level in the NFL. His recent work has seen the club restock its roster with some of the games top young talent. One of his tougher tasks came in 2002 when Jones was able to sign the club's entire rookie draft class while making financial room for quarterback Chad Hutchinson in the NFL's rookie salary pool. That group is on track to become the foundation for the future as Hutchinson went on to start nine games and the rookie draft choices included Roy Williams, Antonio Bryant and Derek Ross – three members of the league's All-Rookie team.

In the ever-evolving strategy that dictates a team's competitiveness in the current collective bargaining agreement, Jones's performance in managing the Cowboys salary cap has played a prominent role in the team's ability to compete at the NFL's highest level.

Jones's involvement in shaping the Dallas roster under the salary cap was critical in allowing the Cowboys to maintain one of the NFL's most talented core group of players throughout the decade of the 1990s. His creativity and care taking of the Cowboys' cap played a key role in the team's six division titles and four conference championship game appearances.

During a historic two-year period of time, Jones was involved in signing five Cowboys stars who were considered the best players in the game at their respective positions. Between September of 1993 and September of 1995, Jones helped orchestrate contract agreements with running back Emmitt Smith, quarterback Troy Aikman, fullback Daryl Johnston, wide receiver Michael Irvin and cornerback Deion Sanders.

In the summer of 1992, Stephen Jones was the key figure in the negotiation and signing of 13 veteran contracts – enabling the Cowboys to start the season with a complete roster en route to their run to the Super Bowl XXVII title.

In April of 1991, Jones was part of a Dallas college draft effort that saw the Cowboys select 17 players – all of whom were signed to contracts prior to the start of training camp in July. In addition, 14 of the 17 players drafted by Dallas in '91 went on to earn roster spots in the NFL.

Jones has enjoyed a life-long association with the game of football. A four-year letterman as a linebacker and special teams standout at the University of Arkansas, Jones was a starter for the Razorbacks in the Orange Bowl Classic Game that followed the 1986 season.

Prior to attending the University of Arkansas, Jones was also an all-state quarterback and a three-year starter at Catholic High School in Little Rock.

He graduated from Arkansas in 1988 with a degree in chemical engineering, and immediately went to work in the oil and gas business for JMC Exploration as an engineer.

On Feb. 25, 1989, Jerry Jones purchased the Dallas Cowboys and installed Stephen into a key front office position as one of three vice presidents with the club.

Jones is actively involved with the Young Presidents' Organization and serves on the board of directors for the Kent Waldrep National Paralysis Foundation, Southwestern Bell/SMU Athletic Forum, Cotton Bowl Athletic Association, Episcopal School of Dallas and Circle Ten Council of the Boy Scouts of America. Jones is also a member of the Dallas Citizen's Council.

Jones (6/21/64) was born and raised in Little Rock. He is married to the former Karen Hickman of El Dorado, Ark., and the couple has three daughters and a son: Jessica (8/24/92), Jordan (10/8/93), Caroline (4/4/97), and John Stephen (4/19/99).





# Bill Parcells

## Head Coach

**NFL: 16th Year \* Cowboys: 1st Year**



On Jan. 2, Bill Parcells took over the head coaching reigns of the Dallas Cowboys, marking the union of one of the NFL's most visible and successful franchises with one of the most prominent coaching names in the history of the league. Jerry Jones's appointment of Parcells to the Cowboys top job will give the sixth head coach in Dallas history the opportunity to guide a fourth different team to the NFL playoffs and a third club to the Super Bowl.

All three of the previous NFL teams that have been coached by Parcells can attest to his ability to develop a winner and maintain success. His results with the New York Giants, the New England Patriots and the New York Jets were dramatic and provided a winning foundation for the years that followed his departure.

During his 15 seasons as an NFL head coach, Parcells has posted a record of 149-106-1, including victories in Super Bowls XXI and XXV with the New York Giants and an appearance in Super Bowl XXXI with the New England Patriots. Parcells returns to the NFL as the third winningest active coach, trailing only Dan Reeves (197 in 22 years) and Marty Schottenheimer (166 in 17 years). His 149 career wins place him 13th overall in NFL history.

Parcells has guided his teams to 10 winning seasons, eight playoff berths and an 11-6 postseason record. Parcells-led teams have finished in either first or second place in their division nine times. He is one of only four coaches (Reeves, Don Shula, and Dick Vermeil) in NFL history to have led two separate teams to the Super Bowl. Parcells, Reeves and Chuck Knox are the only coaches to have directed three different teams to the playoffs. Parcells and Denver's Mike Shanahan are the only active coaches to have claimed two Super Bowl titles, and he is one of just six active coaches to have ever won a Super Bowl title.

Parcells' success has taken place in both the pre- and post free agency days in the NFL. His Giants teams were constructed in the days before the NFL's current salary cap and free agency systems were in place. His success with the Patriots occurred in the first days of free agency as the league was implementing the new system.

As the head coach and chief football operations officer of the Jets, he took full advantage of the "new" NFL by making several crucial personnel moves: signing restricted free agent running back and perennial 1,000-yard rusher Curtis Martin away from New England; swaying one of the top young centers in the

### Head Coaching Top 25 All-Time Career Victories

Coach	Years	Teams	Career Totals				Regular Season			
			W	L	T	Pct.	W	L	T	Pct.
1. Don Shula	32	Colts, Dolphins	347	173	6	.665	328	156	6	.676
2. George Halas	40	Bears	324	151	31	.671	318	148	31	.671
3. Tom Landry	29	Cowboys	270	178	6	.601	250	162	6	.605
4. Curly Lambeau	33	Packers, Cardinals, Redskins	229	134	22	.623	226	132	22	.624
5. Chuck Noll	23	Steelers	209	156	1	.572	193	148	1	.566
<b>6. Dan Reeves</b>	<b>22</b>	<b>Broncos, Giants, Falcons</b>	<b>197</b>	<b>163</b>	<b>2</b>	<b>.547</b>	<b>187</b>	<b>155</b>	<b>2</b>	<b>.547</b>
7. Chuck Knox	22	Rams, Bills, Seahawks	193	158	1	.550	186	147	1	.558
8. Paul Brown	21	Browns, Bengals	170	108	6	.609	166	100	6	.621
9. Bud Grant	18	Vikings	168	108	5	.607	158	96	5	.620
<b>10. Marty Schottenheimer</b>	<b>17</b>	<b>Browns, Chiefs, Redskins, Chargers</b>	<b>166</b>	<b>112</b>	<b>1</b>	<b>.597</b>	<b>161</b>	<b>101</b>	<b>1</b>	<b>.614</b>
11. Marv Levy	17	Chiefs, Bills	154	120	0	.562	143	112	0	.561
12. Steve Owen	23	Giants	153	108	17	.581	151	100	17	.595
<b>13. Bill Parcells</b>	<b>15</b>	<b>Giants, Patriots, Jets</b>	<b>149</b>	<b>106</b>	<b>1</b>	<b>.584</b>	<b>138</b>	<b>100</b>	<b>1</b>	<b>.579</b>
14. Joe Gibbs	12	Redskins	140	65	0	.683	124	60	0	.674
15. Hank Stram	17	Chiefs, Saints	136	100	10	.573	131	97	10	.571
16. Weeb Ewbank	20	Colts, Jets	134	130	7	.507	130	129	7	.502
17. Mike Ditka	14	Bears, Saints	127	101	0	.557	121	95	0	.560
18. Jim Mora	15	Saints, Colts	125	112	0	.527	125	106	0	.541
19. George Seifert	9	49ers, Panthers	124	67	0	.649	114	62	0	.648
20. Sid Gillman	18	Rams, Chargers, Oilers	123	104	7	.541	122	99	7	.550
21. George Allen	12	Rams, Redskins	118	54	5	.681	116	47	5	.705
<b>22. Bill Cowher</b>	<b>11</b>	<b>Steelers</b>	<b>115</b>	<b>73</b>	<b>1</b>	<b>.611</b>	<b>109</b>	<b>66</b>	<b>1</b>	<b>.622</b>
<b>Mike Holmgren</b>	<b>11</b>	<b>Packers, Seahawks</b>	<b>115</b>	<b>76</b>	<b>0</b>	<b>.602</b>	<b>106</b>	<b>70</b>	<b>0</b>	<b>.602</b>
24. Don Coryell	14	Cardinals, Chargers	114	89	1	.561	111	83	1	.572
25. John Madden	10	Raiders	112	39	7	.731	103	32	7	.750

**BOLD** indicates active coaches.

NFL, Kevin Mawae, to join his efforts; and by signing veteran quarterback and 1998 team MVP Vinny Testaverde shortly after he had been released by Baltimore.

The improvement has been dramatic with each challenge in Parcells's coaching career. His last stop with the Jets saw him take over a club with the worst record in football - with back-to-back seasons of 3-13 and 1-15 - and lead them to a 9-7 record in his first year, showing one of the biggest improvements in pro football history. The following season, his Jets went 12-4 and advanced to the AFC Championship Game.

After taking over the Jets in February of 1997, Parcells guided the team to a 29-19 regular season record in his three seasons. The 29 victories accounted for the fifth most wins in the NFL over that period of time. Additionally, the team won the AFC East title in 1998 and advanced to the AFC Championship Game against the eventual Super Bowl champion Denver Broncos.

Under Parcells, the Jets went from 1-15 in 1996 to 9-7 in 1997 to 12-4 and the AFC Championship Game in 1998 - an improvement of 20 victories. It marked the first time in NFL history that a team had won one game and within two years was playing for a conference championship. The only other team that won one game in a season and then was able to make the playoffs in a two-year period was Vince Lombardi's Green Bay Packers, who were 1-10-1 in 1958 and rose to 7-5 in 1959 and to the NFL West title at 8-4 in 1960.

Under Parcells in 1997, the Jets came within one game of the playoffs at 9-7 and within one game of equaling their victory total for the past three seasons (6-10 in 1994, 3-13 in '95 and 1-15 in '96). The improvement of eight games tied for the second best all-time turnaround, just behind the 1929 New York Giants and the 1963 Oakland Raiders, both of whom improved by nine wins over their preceding year. The turnaround to a plus eight was also accomplished by Ted Marchbroda, who guided the 1992 Indianapolis squad to 9-7 after a 1-15 season in 1991.

In 1983 Parcells assumed the head coaching reins of a Giants team that had just one winning season in its previous 10 years. Parcells took over a 4-5 team from the strike-shortened 1982 season and, following a 3-12-1 campaign in 1983, enjoyed a remarkable run of 9, 10, 14, 10, 12, and 13-win seasons between 1984 and 1990. In 1984 and 1985, the Giants reached the postseason as a wild card team. Each time, the eventual Super Bowl champions elite Super Bowl XXXI against Green Bay.

After a collegiate playing career that included stops at Colgate and Wichita State University, he began his coaching career in 1964 as a defensive assistant at Hastings College (in Nebraska). He returned to Wichita State in 1965 as a defensive line coach before moving east to coach at Army. After four years at West Point (1966-69), Parcells left for stints at Florida State, Vanderbilt, and Texas Tech. His first head coaching position came at the Air Force Academy in 1978. He then moved on to the NFL, as an assistant on Ray Perkins' staff with the Giants in 1979. After one season, he joined the Patriots (1980) as the line-

#### HEAD COACHING RECORD Regular Season Totals

Year	Team	W	L	T	Pct.	Result
1983	N.Y. Giants	3	12	1	.219	5th NFC East
1984	N.Y. Giants	9	7	0	.563	2nd NFC East
1985	N.Y. Giants	10	6	0	.625	2nd NFC East
1986	N.Y. Giants	14	2	0	.875	1st NFC East
1987	N.Y. Giants	6	9	0	.400	5th NFC East
1988	N.Y. Giants	10	6	0	.625	2nd NFC East
1989	N.Y. Giants	12	4	0	.750	1st NFC East
1990	N.Y. Giants	13	3	0	.813	1st NFC East
1993	New England	5	11	0	.313	4th AFC East
1994	New England	10	6	0	.625	2nd AFC East
1995	New England	6	10	0	.375	4th AFC East
1996	New England	11	5	0	.688	1st AFC East
1997	N.Y. Jets	9	7	0	.571	3rd AFC East
1998	N.Y. Jets	12	4	0	.750	1st AFC East
1999	N.Y. Jets	8	8	0	.500	4th AFC East
Career Totals		138	100	1	.580	

#### NFL PLAYOFF RECORD

Year	Team	W	L	T	Pct.	Finish
1984	N.Y. Giants	1	1	0	.500	
1985	N.Y. Giants	1	1	0	.500	
1986	N.Y. Giants	3	0	0	1.000	Super Bowl XXI Champions
1989	N.Y. Giants	0	1	0	.000	
1990	N.Y. Giants	3	0	0	1.000	Super Bowl XXV Champions
1994	New England	0	1	0	.000	
1996	New England	2	1	0	.667	AFC Champions
1998	N.Y. Jets	1	1	0	.500	
Career Totals		11	6	0	.647	

#### NFL TOTAL RECORD

	W	L	T	Pct.
Regular Season	138	100	1	.580
Postseason	11	6	0	.647
Career Totals	149	106	1	.584



backers' coach on Ron Erhardt's staff for one year before returning to the Giants as defensive coordinator and linebackers coach, the position he held until taking over as head coach in 1983.

Parcells, 61, is an Oradell, N.J. native. He was a member of the first graduating class at River Dell High School in Oradell in 1959, where he starred in basketball, football and baseball.

Born Aug. 22, 1941 in Englewood, N.J., Parcells has three daughters - Suzy, Jill and Dallas.

**BILL PARCELLS' COACHING HISTORY**

<b>Year</b>	<b>Team/School</b>	<b>Position</b>
1964	Hastings College	Defensive Line Coach
1965	Wichita State	Defensive Line Coach
1966-69	Army	Linebackers Coach
1970-72	Florida State	Linebackers Coach
1973-74	Vanderbilt	Defensive Coordinator
1975-77	Texas Tech	Defensive Coordinator
1978	Air Force Academy	Head Coach
1979	New York Giants	Assistant
1980	New England Patriots	Linebackers Coach
1981-82	New York Giants	Defensive Coordinator/Linebackers Coach
1983-90	New York Giants	Head Coach
1993-96	New England Patriots	Head Coach
1997-99	New York Jets	Head Coach/Chief Football Operating Officer

**CAREER HONORS**

1998	<i>USA Today</i> AFC Coach of the Year
1994	Associated Press Coach of the Year
	United Press International Coach of the Year
	Maxwell Award Coach of the Year
	<i>USA Today</i> Coach of the Year
	<i>Pro Football Weekly</i> Coach of the Year
	<i>Football Digest</i> Coach of the Year
	<i>College and Pro Football Newsweekly</i> AFC Coach of the Year
1989	NFL Films Coach of the Year
	<i>The Washington Post</i> NFL Coach of the Year
1986	NFL Coach of the Year
1984	<i>Pro Magazine</i> NFC East Coach of the Year

**CAREER NFL HIGHLIGHTS**

<b>DATE</b>	<b>OPPONENT</b>	<b>SCORE</b>	<b>W/L</b>	<b>HIGHLIGHT</b>
9/4/83	Los Angeles Rams	6-16	L	First game as NFL Head Coach
9/11/83	at Atlanta Falcons	16-13 (OT)	W	First win as NFL Head Coach
12/2/84	New York Jets	20-10	W	Clinches First winning season
12/23/84	at Los Angeles Rams	16-13	W	First playoff victory
12/29/84	at San Francisco 49ers	10-21	L	NFC Playoff game
12/29/85	San Francisco 49ers	17-3	W	NFC Wild-Card game
1/5/86	at Chicago Bears	0-21	L	NFC Playoff game
12/14/86	St. Louis Cardinals	27-7	W	Clinches First NFC East title
12/20/86	Green Bay Packers	55-24	W	Undefeated at home for 1986 (8-0)
1/4/87	San Francisco 49ers	49-3	W	NFC Playoff game
1/11/87	Washington Redskins	17-0	W	NFC Championship Game
1/25/87	Denver Broncos	39-20	W	Super Bowl XXI
12/2/88	at Washington Redskins	24-23	W	50th career NFL win
12/16/89	Dallas Cowboys	15-0	W	Clinches NFC East
1/7/90	Los Angeles Rams	13-19 (OT)	L	NFC Playoff game
12/23/90	at Phoenix Cardinals	24-21	L	Clinches NFC East
1/13/91	Chicago Bears	31-3	W	NFC Playoff game
1/20/91	at San Francisco 49ers	15-13	W	NFC Championship Game
1/27/91	Buffalo Bills	20-19	W	Super Bowl XXV
9/5/93	at Buffalo Bills	14-38	L	First game with Patriots
10/10/93	at Phoenix Cardinals	23-21	W	First win with Patriots
12/24/94	at Chicago Bears	13-3	W	100th NFL win - clinches playoff berth
1/1/95	at Cleveland Browns	13-20	L	AFC Playoff game
12/8/96	New York Jets	34-10	W	Clinches AFC East
12/21/96	at New York Giants	23-22	W	Clinches first round playoff bye
1/12/97	Pittsburgh Steelers	28-3	W	AFC Playoff game
1/19/97	Jacksonville Jaguars	20-6	W	AFC Championship Game
1/26/97	Green Bay Packers	21-35	L	Super Bowl XXXI
8/31/97	at Seattle Seahawks	41-3	W	First game and win with Jets
11/2/97	Baltimore Ravens	9-16	W	200th regular season game
12/14/97	Tampa Bay Buccaneers	31-0	W	Jets first winning season since 1988
12/13/98	at Miami Dolphins	21-16	W	First Jets playoff berth since 1991
12/19/98	at Buffalo Bills	17-10	W	First Jets AFC East title, Parcells' fifth
1/10/99	Jacksonville Jaguars	34-24	W	First playoff win as coach of Jets
1/17/99	at Denver Broncos	10-23	L	AFC Championship Game
11/21/99	Buffalo Bills	17-7	W	250th Game (Reg. & Post-Season)
1/2/00	Seattle Seahawks	19-9	W	Final Game as Jets Head Coach



## Maurice Carthon

**Offensive Coordinator/  
Running Backs**

**Arkansas State**

**NFL: 10th Year ★ Cowboys: 1st Year**



Maurice Carthon joins the Cowboys after two years in Detroit. The former NFL running back will serve as the club's offensive coordinator, overseeing game plan preparations, as well as work with the club's running backs.

Carthon served as the Lions offensive coordinator in 2002 after originally joining the team as the running backs coach in 2001. In his two seasons with the Lions, he took over a running game that had averaged 3.9 (2000) and 3.5 (1999) yards-per-carry before his arrival and was instrumental in overseeing those numbers increase to 4.0 in 2001 and 4.1 in 2002. In addition, running back James Stewart posted a career-best 4.8 yards-per-carry average in 2001 and then came back in 2002 to record his second career 1,000-yard rushing season with 1,021 yards on 231 carries (4.4 avg.).

Prior to joining the Lions, Carthon served as assistant head coach/running backs for the New York Jets in 2000, which followed three years (1997-99) as the Jets' running backs coach under Bill Parcells. During his time in New York, the Jets produced four consecutive 1,000-yard rushing seasons from a running back after the franchise had experienced four 1,000-yard rushing seasons in its first 37-years of existence. Pro Bowl back Curtis Martin rushed for 1,204 yards – his sixth 1,000 yard rushing season – and nine touchdowns in 2000 after setting the team's single season rushing record with 1,464 yards in 1999. Martin also finished third on the team with 45 receptions for 259 yards in 1999. Under Carthon's direction, the Jets averaged 122.6 rushing yards-per-game, ranking seventh in the AFC and 12th in the NFL.

In 1998, Carthon worked two new starting backs in Keith Byars and Martin into the Jets' offensive scheme, helping Martin to 1,287 yards, his fourth consecutive 1,000-yard season and the second best rushing total in club history. The explosiveness of the Jets running game came to light against Indianapolis (9/20) when the club amassed 302 yards on the ground, the second best rushing total in a game in team history. Prior to the arrival of Martin, Carthon directed Adrian Murrell to become just the second running back in Jets history to have consecutive 1,000-yard seasons (Freeman McNeil, 1984-85), when he ran for 1,088 yards.

Carthon began his coaching career in New England in 1994 as an offensive assistant on Parcells' staff and shifted to coaching the Patriots' running backs and was a special teams assistant in '95. He became the sole running backs coach in '96. Carthon was partly responsible for the NFL's second highest scoring unit in 1996 (26.1 points-per-game) with New England. It was with the Patriots that Carthon first became strongly tied to the development of three-time Pro Bowler and current Jets' RB Curtis Martin. Carthon began working with Martin in 1995, a season which saw the unheralded third-round draft choice set single-season rushing records with 1,487 yards and 14 touchdowns on 368 carries and became the only rookie selected to play in the Pro Bowl while also garnering Rookie of the Year honors.

A veteran of eight NFL seasons as a player, Carthon began his career in 1985 when he signed with the New York Giants as a free agent. He played the next seven seasons with the team and was a key member of Parcells' 1986 and 1990 Giants Super Bowl championship teams as a punishing blocking full-back. He finished his NFL playing career with the Indianapolis Colts in 1992. Carthon never missed a game due to injury in his career, and he finished his playing days with 950 rushing yards and two touchdowns in 300 attempts and caught 90 passes for 745 yards and two touchdowns.

Prior to signing with the Giants, Carthon began his professional playing career as an eighth-round draft pick of the USFL's New Jersey Generals. He played for the Generals from 1983-85, rushing for 2,102 yards and helping pave the way for the league's leading rusher, Herschel Walker. In 1984, Carthon started all 18 games and finished the season with a career-high 1,042 rushing yards and 11 touchdowns.

Carthon twice earned all-Southland Conference honors while starring at Arkansas State and led the team in rushing with 682 yards as a senior team captain. He attended Osceola, Ark., High School and was named the state MVP in basketball and twice earned all-conference honors in football.

Born on April 24, 1961, in Chicago, Ill., Carthon earned his degree in physical education and science from Arkansas State and was honored as the Osceola Man of the Year in 1991.

**Maurice Carthon** – Born April 24, 1961, Chicago. Running back Arkansas State 1979-82. Pro running back New Jersey Generals (USFL) 1983-85. New York Giants 1985-91, Indianapolis Colts 1992. Pro coach: New England Patriots 1994-96, New York Jets 1997-2000, Detroit Lions 2001-2002.





## Bruce DeHaven

### Special Teams



**Southwestern College (Kan.)**  
**NFL: 17th Year ★ Cowboys: 1st Year**

Bruce DeHaven is a 16-year veteran of NFL sidelines, and he joins the Cowboys as special teams coach. Working alongside kicking coach Steve Hoffman, DeHaven will work to duplicate the success he had in both Buffalo and San Francisco.

Under DeHaven's tutelage the last three seasons (2000-2002), the 49ers special teams have shined. In 2002 return man Jimmy Williams led the NFL with a 16.8-yard punt return average. This performance comes on the heels of a 2001 season that saw Vinny Sutherland break the team record for most kick return yards by a rookie with 1,140. DeHaven was also instrumental in helping punter Jason Baker earn All-Rookie honors the same year. In his first season in San Francisco, DeHaven helped with the improvement of the 49ers coverage units as they became young and aggressive in covering kicks. Six special teams players totaled double-digit tackles in 2000, and three of those six were in their first year with the 49ers.

Prior to joining the 49ers, DeHaven spent 13 seasons with the Buffalo Bills. During his tenure in Buffalo, the club made four consecutive Super Bowl appearances, won six AFC East championships and appeared in 20 playoff games. In those 13 years, DeHaven helped develop two of the greatest special teams players in NFL history: Mike Pike and Steve Tasker. Under DeHaven's tutelage, Tasker was invited to seven Pro Bowls as the AFC's Special Teams Player and was voted the 1993 Pro Bowl MVP. In 1998 kicker Steve Christie set the Bills' single-season club-records for points (140) and field goals (33) and became the franchise's all-time leading scorer. In 1996, *The Dallas Morning News*, in a ranking of the 19 most important statistical categories, named the Bills special teams unit the best in the NFL. His 1991 punt coverage unit led the NFL in fewest punt return yards allowed with 53, the lowest total since the NFL changed the rules allowing only the ends to release on punt coverage when the ball is snapped. DeHaven also guided the Bills kickoff coverage unit to a No. 1 NFL ranking four consecutive years (1987-90).

Prior to joining the Bills staff in 1987, DeHaven spent three seasons in different coaching capacities in the USFL. He was the running backs and special teams coach with the Orlando Renegades (1985), special teams coach and offensive line coach for the Pittsburgh Maulers (1984) and special teams and assistant offensive line coach with the New Jersey Generals (1983) – where Maurice Carthon was a rookie full-back.

DeHaven began his collegiate coaching career at Kansas (1979-81), working with the defensive backs and offensive line, as well as heading up recruiting. He served as offensive line coach and recruiting coordinator at New Mexico State in 1982 before breaking into the pro ranks.

Before joining the college ranks, DeHaven spent nine years as a high school coach. As an assistant at Wichita, Kan., Southeast High School during part of that time, he helped lead the school to three straight football titles.

DeHaven was born in Trousdale, Kan. (9/6/48). He played eight-man football at Belpre-Trousdale, Kan., High School. A graduate of Southwestern College in Kansas with a degree in history and political science, DeHaven was a basketball standout, leading the team in scoring two consecutive years. He also participated in track and field. He and his wife, Kathy, have a son Tobin Scott (3/17/97) and daughter AnnieMaude (3/23/99).

**Bruce DeHaven** – Born September 6, 1948, Trousdale, Kan. Attended Southwestern College (Kan.) but did not play football. College coach: Kansas 1979-81, New Mexico State 1982. Pro coach: New Jersey Generals (USFL) 1983, Pittsburgh Maulers (USFL) 1984, Orlando Renegades (USFL) 1985, Buffalo Bills 1987-99, San Francisco 49ers 2000-2002.



## Gary Gibbs

### Linebackers

**Oklahoma**  
**NFL: 2nd Year** ☆ **Cowboys: 2nd Year**



Gary Gibbs joined the Cowboys coaching staff in 2002 as linebackers coach and brought to Dallas 22 years of coaching experience - including six as a head coach at the University of Oklahoma.

In his first year with the Cowboys, Gibbs unit was one of the club's strongest and most dependable. Dexter Coakley led the team with 173 tackles, the second best single-season total in club history, while Kevin Hardy finished third on the team with 114 stops. Hardy was the only player to appear in the top five of four other defensive statistical categories: first on the team in tackles for a loss (eight), second in passes defended (10), third in sacks (2.0) and fourth in quarterback pressures (18). Dat Nguyen, despite missing eight games following surgery to repair a fractured wrist, finished fifth on the team with 81 tackles, an average of 10.0 stops-per-game.

Gibbs came to Dallas after consecutive one-year assignments as the defensive coordinator at Louisiana State University (2001) and the University of Georgia (2000). The LSU Tigers compiled a 10-3 record, winning the Southeastern Conference title and the Nokia Sugar Bowl. Gibbs' defensive unit finished the year ranked 21st nationally in rushing yards allowed and also led the SEC in interceptions with 18, picking off at least two passes in six of 12 games. While at Georgia, his defense ranked 19th in the nation in total defense and 12th in scoring defense, allowing just 18 points-per-game.

Gibbs had a 23-year career at the University of Oklahoma as a player, assistant and head coach. During that time, the Sooners played in 16 bowl games and won three national titles.

During his six seasons as the head coach at Oklahoma (1989-94), Gibbs guided the Sooners to three bowl games and an overall record of 44-23-2. In his first three seasons after taking over the program from Barry Switzer, Gibbs continued the school's pattern of success, improving Oklahoma's record each season, from 7-4 as a rookie head coach, to 8-3 in the second year. A 9-3 season in 1991, his third year at the helm, included a 48-14 win over Virginia in the 1991 Gator Bowl. After slipping to 5-4-2 in 1992, Gibbs guided the Sooners to another 9-3 season in 1993, including a 41-10 win over Texas Tech in the John Hancock Bowl.

Gibbs began his coaching career as a graduate assistant under Switzer at Oklahoma in 1975. In 1978, he was promoted to the position of linebackers coach. In 1981, Gibbs was named the Sooners defensive coordinator, and he held that post until taking over as head coach in 1989. During his tenure as Oklahoma's defensive coordinator, the Sooners captured the 1985 national title, and their defense led the nation in total defense three straight years (1985-87) and twice finished first in rushing defense (1986 and 1987). Among the players who prospered under Gibbs's tutelage were Lombardi Award winner Tony Casillas, two-time Butkus Award winner Brian Bosworth and co-Thorpe Award winner Rickey Dixon.

Gibbs was a linebacker at Oklahoma from 1972 to 1974, a span that saw the Sooners post a 29-4-1 overall mark and finish No. 1 in the nation in 1974 - with Gibbs recording 114 tackles as a starter. Oklahoma was ranked second in the nation in 1972 and they finished third nationally in 1973. Before joining the coaching staff at Oklahoma, Gibbs went to training camp with the New England Patriots as a free agent in 1975.

He earned his undergraduate degree in marketing from Oklahoma in 1974 and his master's degree in business from his alma mater in 1976.

A native of Beaumont, Texas, Gibbs lettered in both football (linebacker) and baseball (shortstop) at Spring Branch, Texas, High School. He and his wife, Jeanne, have two daughters, Whitley (6/23/81) and Jordan (5/1/84).

**Gary Gibbs** - Born August 13, 1952, Beaumont, Texas Linebacker Oklahoma 1972-74.  
 College coach: Oklahoma 1975-94 (head coach 1989-94), Georgia 2000, Louisiana State 2001.  
 Pro coach: Dallas Cowboys 2002.





## Steve Hoffman

### Kickers/ Defensive Quality Control



**Dickinson College**  
**NFL: 15th Year** ★ **Cowboys: 15th Year**

Steve Hoffman joined the Cowboys in 1989 and has undertaken the task of identifying and developing young kickers and punters. His challenges over the past 14 years have been highly visible, and his impressive results have allowed him to develop an outstanding reputation around the NFL. His kickers own 15 separate club records, including every single-season mark in the books. In 1990 Hoffman also added quality control duties. He currently coordinates defensive computer scouting of Cowboys future opponents, while providing internal analysis of the Cowboys own tendencies and productivity.

Hoffman has successfully recruited seven rookie or first-year free agent kickers to Dallas. All seven – Ken Willis, Lin Elliott, Chris Boniol, Richie Cunningham, Tim Seder, Jon Hilbert and Billy Cundiff – kicked at least 12 field goals in their first NFL season. Using seven different place kickers over the past 10 years, the Cowboys have connected on 272-of-344 field goal attempts for a success rate of 79.1% – including play-offs and two Super Bowls.

Hoffman has also brought four rookie free agent punters to Dallas – John Jett, Toby Gowin, Micah Knorr and Filip Filipovic. Hoffman helped develop Jett into a four-year veteran who performed on two Super Bowl Championship clubs and Gowin into one of the league's top young punters and kickoff specialists.

Over the past 10 seasons, these two – along with Knorr and Filipovic – combined to average 41.9 yards-per-punt – including postseason play.

In 2002, Hoffman began grooming yet another rookie kicker with the addition of Cundiff. Although given limited opportunities, Cundiff connected on 12-of-19 field goals, including a game-winning 48-yard boot at St. Louis (9/29) on the game's final play. At punter, Hoffman began the season with Knorr, but after struggling early, Knorr was replaced with rookie Filipovic who showed improvement each week.

The 2001 season represented a new challenge for Hoffman. Normally given an entire off-season to find a replacement kicker, a mid-season ankle injury to Seder gave Hoffman one week to find a suitable temp for the job. That replacement was Jon Hilbert, a first-year kicker Hoffman first brought to camp in 2000. Seder started the year 11-of-17 on field goals, and Hilbert stepped right in, hitting 11-of-15 – including nine of his final 11 kicks. The pair combined to hit a field goal in the final 12 games of the season, the third longest streak of games with at least one field goal in club history.

In 2000, Hoffman successfully introduced a rookie kicker and punter to the rigors of the NFL. Both flourished in their first professional season, with Knorr establishing a club rookie record with a gross punting average of 42.8 yards-per-punt. Seder connected on his first seven and 13 of his first 14 field goal attempts to open his pro career. He finished his first season by setting a club record for field goals made in a season by a rookie, hitting 25-of-33. His 75.8% accuracy rate marked the second highest percentage for a rookie in club history, just missing the club mark of 75.9% (Chris Boniol – 1994).

Hoffman's expertise in developing battle-ready kicking specialists was no more evident than in 1997, when he introduced Cunningham and Gowin to the pressures of performing in the NFL. Cunningham responded to the challenge by hitting 34 of his first 37 career field goal attempts, including a mid-season streak of 18 straight successful attempts. After finishing the 1997 season as the NFL's second leading scorer with 126 points, Cunningham was named All-Pro by the Associated Press and *The Sporting News*.

Gowin turned in a season-long average of 41.8 yards, and his net average of 35.4 was second best among all NFL rookie punters. Gowin capped his best season in Dallas in 1999 by averaging 43.2 yards-per-attempt (seventh in the NFL) before leaving for New Orleans via free agency.

Both Boniol and Jett departed the Cowboys following the 1996 season after very productive careers in Dallas. Boniol nailed his last 27 straight field goal attempts in 1996, after hitting his last 25 in a row in 1995. He closed his three-year Cowboys career by hitting on 81-of-93 field goals (87.1%), while Jett crafted a four-year average of 41.9 yards-per-punt.

As a rookie in 1994, Boniol hit on 22-of-29 field goal attempts (75.9%) to set a team record for field goal percentage by a rookie. In 1995, Boniol hit on 27 of his 28 field goal attempts (a team record 96.4% and the second best mark in NFL history at the time), and he also scored 127 points to establish a club-record for points by a kicker.

In 1993, Hoffman brought free agent punter John Jett to the NFL. The newcomer responded by finishing the year third in the NFL in net punting average (37.7). Hoffman also resurrected the career of veteran Eddie Murray who hit 28-of-33 field goals (.848) after joining the team in late September.

Hoffman discovered a pair of rookie free agent place kickers in 1990 and 1992, and each went on to establish Dallas records for scoring by a rookie. In 1990, Ken Willis set the mark with 90 points, and in 1992, rookie Lin Elliott shattered that standard by scoring 119 points.


From 1985-87, Hoffman oversaw kickers at the University of Miami, where one of his charges was Jeff Feagles, an 11-year pro who punted for Seattle last season. Hoffman also was a top instructor for Ray Pelfrey's kicking camps, where his students included Barry Helton, who booted for the San Francisco 49ers, and Brian Hansen, the Saints' all-time leading punter.

Hoffman spent two springs in Italy as offensive coordinator of the Bellusco Seahawks (1987) and Rho Blacknights (1988). In the fall of 1988, he coached at Sunset High School in Miami.

In 1983, Hoffman punted for the Washington Federals of the USFL. He also went to training camp with the Redskins in 1981 and 1983, Seattle in 1984 and New Orleans in 1985.

Born in Camden, N.J. (9/8/58), Hoffman starred in baseball and football at York Suburban High School in York, Pa. He earned All-Mid-Atlantic Conference honors at Dickinson College, where he played quarterback, running back and wide receiver while handling the punting and kicking duties. Hoffman earned a Bachelor of Arts degree in economics from Dickinson and a Master of Science in sports administration from St. Thomas (Fla.). He has a daughter, Micaela (10/18/95), and son, Lucas (5/29/97).

**Steve Hoffman** – Born September 8, 1958, Camden, N.J. Quarterback-running back-wide receiver Dickinson College 1977-80. Pro punter Washington (USFL) 1983. College coach: Miami 1985-97. Pro coach: Dallas Cowboys 1989-2002.



## Jim Jeffcoat

### Defensive Ends

Arizona State

NFL: 6th Year ★ Cowboys: 6th Year



A five-year member of the Cowboys' coaching staff, Jeffcoat has spent the last three seasons as the defensive ends coach after two years as the club's assistant defensive line coach. Hired as an assistant in 1998, Jeffcoat often calls upon his 15 years of NFL playing experience to help tutor the Cowboys who now follow in his footsteps as one of the franchise's most productive and consistent defensive ends.

Jeffcoat's 2002 line helped Dallas limit opponents to a 3.8 yards-per-carry average on the ground and helped force 19 interceptions with their pass rush. The leader of this unit was five-year veteran Greg Ellis, who led the team with a career-high tying 7.5 sacks and led all linemen with a career-high 87 tackles. It was the third straight season Ellis had increased his single-season tackle total. He also added a team and career-high 30 quarterback pressures.

In 2001, the Dallas defense made a tremendous turnaround from the previous year, allowing 1,710 rushing yards, a figure that was 927 fewer yards than the club allowed in 2000. Those numbers represented the largest turnaround by any defensive unit in the NFL in 2001. Ellis led Dallas in sacks (six), quarterback pressures (26) and forced fumbles (four). He also led all defensive linemen in tackles with a then career-high 83. After Ebenezer Ekuban was felled with a season ending back injury in Week One, Jeffcoat tutored his replacement, Peppi Zellner, to a fine season. Zellner finished second on the team in pressures (22) and fourth in sacks (3.5).

In Jeffcoat's first year overseeing the defensive ends, his unit accounted for 16.5 of Dallas' 25 sacks, with second-year end Ekuban leading the way with 6.5. Ellis posted 77 tackles to lead all linemen. Under Jeffcoat's guidance, both players overcame adversity with character and persistence. Ekuban handled the responsibility of starting at an early stage in his career while fighting through injuries, while Ellis was forced to battle back from a severely fractured leg that brought an abrupt end to his 1999 season.

In 1998 and 1999, Jeffcoat worked rookie defensive linemen Ellis (1998) and Ekuban (1999) into the lineup. Ellis became the first Cowboys' rookie to start a season at defensive end since Bob Lilly in 1961. Ellis would go on to lead all defensive linemen with 63 tackles as a rookie, leading four Dallas defensive linemen that finished with more than 50 tackles. It marked the first time since 1990 that four linemen had recorded over 50 tackles in a season. The next season, Jeffcoat helped guide Chad Hennings (92 tackles) and Kavika Pittman (74 tackles) to career-high tackle totals. That season Ellis led the team with 7.5 sacks, and Pittman finished second on the team with 10 passes defended, the highest total for a Cowboys lineman since Ed "Too Tall" Jones batted down 14 in 1988.

Jeffcoat joined the coaching ranks after finishing his playing career with 102.5 career sacks, 745 tackles and 194 quarterback pressures. Jeffcoat played in 227 games from 1983 to 1997, placing him among the top 40 players all-time in number of games played. He spent the first 12 years of his career with Dallas after being selected in the first round of the 1983 NFL Draft, and he was a member of the Cowboys' teams that won Super Bowls XXVII and XXVIII. Jeffcoat has played for or coached with all six head coaches in Cowboys history.



During his 12-year stint with the Cowboys, Jeffcoat totaled 698 tackles, 94.5 sacks and 149 quarterback pressures. His best season in Dallas was 1989, when he finished with a career-high 100 tackles, a career-high 42 quarterback pressures, 11.5 sacks and a career-high three fumble recoveries. He registered five seasons with 70-or-more tackles and five seasons with 10-or-more sacks in Dallas. He tied the Cowboys team record for sacks in a game when he registered five sacks at Washington on Nov. 10, 1985. Jeffcoat played his final three seasons with the Buffalo Bills.

Jeffcoat was a three-year starter at Arizona State University from 1980-82, where he earned All-PAC 10 and honorable mention All-America honors. He was inducted into the Arizona State Hall of Fame on Oct. 22, 1994 after being named to the all-time Fiesta Bowl team in 1991. Jeffcoat earned All-America football honors at Matawan, N.J., Regional High School while also lettering in wrestling.

Jeffcoat was awarded the New Jersey Sportswriter's Association Unsung Hero Award for his community service in 1991. At the Cowboys' 2000 training camp, Jeffcoat and his defensive players participated in the club's tackling hunger "Lineman Weigh-In" sponsored by Campbell Soup, donating a total of 21,064 cans of soup to The Salvation Army Irving Corps and Faith Mission Food Bank in Wichita Falls, Texas. He earned his bachelor's degree in communications and his masters in business administration from ASU. He and wife Tammy have four children: Jaren (10/1/87), twins, Jackson and Jacqueline (12/26/90), and Jasmine (2/15/99).

**Jim Jeffcoat** – Born April 1, 1961, Cliffwood, N.J. Defensive end Arizona State 1979-82. Pro defensive end Dallas Cowboys 1983-94, Buffalo Bills 1995-97. Pro coach: Dallas Cowboys 1998-2002.



## Joe Juraszek

### Strength and Conditioning



New Mexico

NFL: 6th Year ★ Cowboys: 6th Year

Joe Juraszek (pronounced jer-AH-sick) joined the Cowboys staff as the strength and conditioning coach in February 1997, and implemented a hands-on approach that stresses strength development, cardiovascular conditioning, flexibility and speed work. His ability to tailor workout programs to individual player needs based on the player's input and workout history has earned him the respect and admiration of the players and the coaching staff.

The rapport Juraszek has developed with the players is evident in the number of participants in his off-season conditioning program each spring. The impact of this intensive program can be seen on the field with the continued successes of seasoned veterans Larry Allen, Greg Ellis, Dexter Coakley, and Darren Woodson as well as in the continued development and contributions from younger players like Roy Williams, Antonio Bryant and Troy Hambrick.

Along with overseeing the strength and conditioning program for the team, Juraszek works with the Cowboys medical staff implementing rehabilitation programs for injured players. His work within these rehab programs has allowed players to return to the field quickly and, usually, stronger. His success can be seen in the performance of Joey Galloway, Raghieb Ismail and Mike Lucky in recent seasons.


Juraszek came to Dallas after serving as the University of Oklahoma strength coach from 1993-96. He joined the Sooners after serving as the strength coach at Texas Tech University from 1987-92. He was a graduate assistant and then a full-time assistant strength coach for Oklahoma from 1981-86.

He attended the University of New Mexico from 1976-81, where he played linebacker and defensive end for the Lobos while earning bachelor's degrees in Physical Education/Health and Economics. He added a master's degree while serving as a graduate assistant strength coach at Oklahoma.

In January 2001, Juraszek was a panel member for the "Get & Stay Fit" Family First Town Meeting hosted by WFAA-TV, Dallas' ABC affiliate. He joined Dr. Kenneth Cooper, founder and president of the Cooper Fitness Center and Clinic in Dallas, and Dr. Joel Steinberg, Medical Director of Children's Medical Center of Dallas, in providing advice on exercise training, preventative health tips and the latest facts on dieting.

A native of Chicago, Ill. (6/8/58), Juraszek and his wife, Camille, have a daughter, Nikki Jo (7/25/90), and a son, J.D. (9/9/92).

**Joe Juraszek** – Born June 8, 1958, Chicago, Ill. Linebacker/Defensive End New Mexico 1976-80. College coach: Oklahoma 1981-86, 1993-96, Texas Tech 1987-92. Pro coach: Dallas Cowboys 1997-2002.



## David Lee

### Offensive Assistant

**Vanderbilt**

**NFL: 1st Year \* Cowboys: 1st Year**



David Lee brings 27 years of coaching experience at the collegiate level to Dallas where he will serve as the club's offensive assistant, overseeing the team's quality control efforts. Included in his 27 years of experience are five as a head coach (1989-93 at Texas El Paso) and eight as an offensive coordinator. During his career, six of his former quarterbacks have been drafted or signed as free agents in the NFL following their collegiate careers.

For the last two years, Lee has served as the quarterbacks coach at the University of Arkansas, helping the Razorbacks to the 2002 Southeastern Conference Western Division title. This past season his work with Matt Jones saw the Arkansas quarterback throw for 1,413 yards and 16 touchdowns, the third highest season total in Arkansas history. Jones also set a school record for rushing yards by a quarterback with 600.

Before moving to Arkansas, Lee served seven seasons at Rice University. In his tenure at Rice as offensive coordinator and quarterbacks coach, the Owls racked up six of the school's top rushing totals including a school-record 332.7 yards-per-game average in 1997. Rice ranked in the top 10 nationally in rushing three times during his stay. He also helped lead the Owls to a share of the Southwest Conference title in 1994 and their first win over Texas since 1965.

Lee was the head coach at Texas El Paso from 1989-93. He moved to UTEP after his first stint at the University of Arkansas, where he served as quarterbacks coach. Lee was part of Razorback teams that sported a 45-15-1 record and earned five straight bowl appearances. Included in that run was the 1986 season in which Arkansas quarterbacks threw just two interceptions (a SWC record) while helping the Hogs to a 10-2 record and an Orange Bowl appearance. Promoted to offensive coordinator in 1988, Lee helped engineer the Hogs' first Southwest Conference title in nine years with an offensive unit that committed just 13 turnovers in 11 games while featuring a pair of All-SWC sophomores, quarterback Quinn Grovey and fullback Barry Foster.


Lee began his coaching career at Tennessee-Martin (1975-76) where he tutored quarterbacks and receivers for two seasons. After spending one season at Vanderbilt (1977) as quarterbacks coach, Lee moved to Ole Miss (1978-82) where he was in charge of the Rebels' quarterbacks for five seasons, directing two record setting quarterbacks - Kent Austin and John Fourcade. In 1983, Lee was the offensive coordinator and quarterbacks coach at New Mexico.

A three-year letterman at Vanderbilt, Lee served as team captain and was named the team's most valuable player in 1974 after quarterbacking the Commodores to a 7-3-2 record, including a 24-10 upset over fifth-ranked Florida. It was Vanderbilt's first win over the Gators in 15 years. Lee went on to lead the SEC in passing and guide his team to a 6-6 tie against Texas Tech in the Peach Bowl. Lee earned a bachelor's degree in history from Vanderbilt in 1975.

Born on July 2, 1953, in Cape Girardeau, Mo. Lee spent the first 12 years of his childhood in Dexter, Mo. He attended Woodham High School in Pensacola, Fla., where he graduated in 1971. Lee and his wife, Lynne, have four children - daughters Dana (4/3/79) and Shannon (9/16/84), and sons Brian (3/23/77) and Jordan (2/5/86).

**David Lee** - Born July 2, 1953, Cape Girardeau, Mo. Quarterback Vanderbilt 1971-74. College coach: Tennessee-Martin 1975-76, Vanderbilt 1977, Mississippi 1978-82, New Mexico 1983, Arkansas 1984-88, 2001-02, Texas El Paso 1989-93 (head coach), Rice 1994-2000.





# Mike MacIntyre

## Assistant Secondary

**Georgia Tech**  
**NFL: 1st Year** ☆ **Cowboys: 1st Year**



Mike MacIntyre will serve as the Cowboys assistant secondary coach after spending the past four seasons on the Ole Miss coaching staff. In Dallas, MacIntyre will work closely with defensive coordinator Mike Zimmer in preparing the club's secondary for action.

MacIntyre spent the last four seasons at Mississippi, working two years as wide receivers coach (1999-2000) before moving over to coach the secondary (2001-2002). He was also the Rebels' recruiting coordinator. In 2002, his work in the secondary helped Ole Miss to a 7-6 record, including a win over Nebraska in the Independence Bowl. His troops saw their interception total increase from 12 in 2001 to 17 in 2002. In addition, his defensive backs played a pivotal role in the team's rush defense as strong safety Matt Grier led the team with 12.5 tackles for a loss and 4.0 sacks. Sophomore free safety Eric Oliver posted the highest single-season tackle total since 1994 with 129 stops. During his first season working with the secondary, Ole Miss ranked first in the SEC and fifth in the nation in pass defense, giving up just 161.3 yards-per-game.

MacIntyre coached two of the top receivers – Cory Peterson and Grant Heard – in Ole Miss history during his first two seasons with the Rebels. In the 1999 campaign, Peterson caught 46 passes to finish his career second on Mississippi's all-time receptions list. The following year, Heard not only passed Peterson, but also became the school's all-time receptions leader, hauling in 44 passes for 655 yards and a school-record tying nine touchdowns. Heard finished his collegiate career with 142 receptions for 2,029 yards (second best mark in school history) and a school record 16 touchdowns.

MacIntyre joined the Rebels staff after two seasons coaching defensive backs at Temple University (1997-98). Prior to that, he was at the University of Tennessee-Martin, where he served as co-defensive coordinator from 1993-95 and defensive coordinator in 1996. MacIntyre added recruiting coordinator duties in 1994 and became the assistant head coach in 1995. While with UT-Martin, MacIntyre served as a guest defensive backs coach with the Memphis Mad Dogs (1995) and with the Winnipeg Blue Bombers (1996) of the Canadian Football League.

MacIntyre began his coaching career with a two-year stint (1990-91) as a graduate assistant at Georgia, working with the Bulldogs secondary. He then spent one year as the defensive coordinator at Davidson College (1992). During his time at Davidson, MacIntyre also served as a guest summer coach with the Deggendorf Blackhawks in Deggendorf, Germany in the summers of 1992 and 1993.


A 1989 graduate of Georgia Tech with a bachelor's degree in business management, MacIntyre played two seasons (1986-88) at free safety and punt returner for the Yellow Jackets. Prior to attending Georgia Tech, MacIntyre played for two years at Vanderbilt (1984-85).

MacIntyre earned his master's degree in education with an emphasis on sports management from the University of Georgia in 1991.

MacIntyre grew up around the game of football as his father, George, served as the defensive coordinator at Ole Miss in 1978, before taking over as Vanderbilt's head coach from 1979-85.

Born March 14, 1965, in Miami, Fla., MacIntyre starred at Brentwood Academy in Nashville, Tenn. He and his wife, Trisha, have three children, daughter Jennifer (2/23/92) and sons Jay Michael (4/9/95) and Jonston (11/22/98).

**Mike MacIntyre** – Born March 14, 1965, Miami, Fla. Safety Vanderbilt 1984-85, Georgia Tech 1986-88. College coach: Georgia 1990-91, Davidson 1992, Tennessee-Martin 1993-96, Temple 1997-98, Mississippi 1999-2002.



## John McNulty

### Wide Receivers

**Penn State**  
**NFL: 6th Year** ★ **Cowboys: 1st Year**



John McNulty comes to Dallas as wide receivers coach after five seasons with the Jacksonville Jaguars. He will be working with one of the strengths of the Cowboys' offense as Joey Galloway, Antonio Bryant and Terry Glenn have proven they can each take over a game.

McNulty was the Jaguars' quality control coach in 1998 and '99, and then was promoted to wide receivers coach in 2000. In his three seasons working with the Jaguars' wide receivers, McNulty was fortunate to tutor Jimmy Smith and Keenan McCardell, the NFL's most prolific tandem ever in terms of receptions and receiving yardage during the 2000-01 seasons. Over those two seasons, Smith and McCardell combined to catch 390 passes for 4,903 yards.

Even without McCardell in 2002, Smith posted 80 receptions for 1,027 yards – his seventh consecutive 1,000-yard season and the fourth longest streak in NFL history – and seven touchdowns. From 1996-2002, Smith recorded more receptions for more receiving yards than any player in NFL history other than Jerry Rice in any seven-year span. Smith also earned AFC Pro Bowl honors five consecutive seasons from 1997-2001.

Prior to his move to the NFL, McNulty spent three seasons at the University of Connecticut, working with wide receivers and special teams. He coached 1,000-yard receivers in both 1996 and 1997 and Carl Bond earned All-America honors under his guidance in 1997.

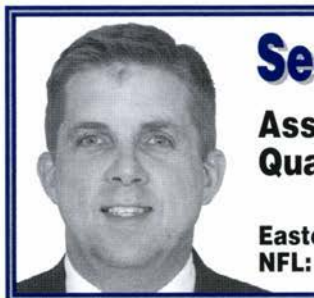
McNulty began his coaching career as a graduate assistant at the University of Michigan in 1991, and he worked with the team's defensive line in 1993 and the wide receivers in 1994. In 1994, he coached the Big Ten's leading receiving duo of Amani Toomer (New York Giants) and Mercury Hayes (former Atlanta Falcon). While at Michigan, the team won two Big Ten titles, earning trips to the Rose Bowl against Washington both years. McNulty also coached in the Holiday Bowl (1994) and the Hall of Fame Bowl (1993).

A safety under Joe Paterno at Penn State from 1988-90, McNulty was a member of two Nittany Lion bowl teams, including the 1989 Holiday Bowl champion squad.

McNulty was born May 29, 1968 in Scranton, Pa. and was a high school standout at Abington Heights High in Clarks Summit, Pa. He graduated from Penn State with a degree in business management and business law in 1990.

McNulty and his wife, Kimberly, have a daughter, Abigail (4/24/02).

**John McNulty** – Born May 29, 1968, Scranton, Pa. Safety Penn State 1987-90. College coach: Michigan 1991-94, Connecticut 1995-97. Pro coach: Jacksonville Jaguars 1998-2002.



## Sean Payton

### Assistant Head Coach/ Quarterbacks

**Eastern Illinois**  
**NFL: 7th Year** ★ **Cowboys: 1st Year**



Sean Payton, regarded as one of the NFL's bright young offensive coaches, joins the Cowboys as Assistant Head Coach/Quarterbacks in 2003. He comes to Dallas after four years with the New York Giants, the last three as their offensive coordinator. In Dallas, he will oversee the club's passing game while working with the quarterbacks.

Under Payton's tutelage, the Giants had one of the NFL's most productive offenses, while quarterback Kerry Collins posted franchise-record passing numbers. The Giants finished the 2002 season as the



NFL's sixth ranked offense, averaging 364.1 yards a game. It was the Giants' highest ranking since the 1985 team finished fifth in the NFL in offense with an average of 367.8 yards a game. Behind Collins' career-high and club-record 4,073 passing yards, New York finished as the NFL's sixth ranked passing offense. Collins also established a club record with 335 pass completions on the year.

Under Payton, Collins became one of the most productive quarterbacks in Giants history. In 58 games with the Giants, including 55 starts, Collins stands third on the team's career list in pass attempts (1,973), third in completions (1,163), fourth in passing yards (13,765) and fifth in touchdown passes (68). Collins set an NFL record by becoming the first quarterback in league history to throw every one of his team's passes in two consecutive seasons (2000-2001). He threw a league-record 1,852 consecutive regular season passes for the Giants before the streak was broken on Dec. 15, 2001 against Dallas.

Payton solidified his reputation as one of the NFL's best young offensive coaches in 2000 when the Giants captured the NFC Championship in his first full season as offensive coordinator. With Payton constructing game plans and calling plays, the Giants scored 328 points, the team's highest total since the 1990 Super Bowl champions scored 335. The Giants rushing yardage jumped from 24th to 11th in NFL rankings, fueling a rise from 17th to 13th in total offense. Collins enjoyed one of the finest seasons of his career, throwing a career-best 22 touchdown passes. And in the NFC Championship Game, the Giants scored 41 points, including 34 in the first half.

Payton was first assigned play-calling duties prior to a game against the Jets on Dec. 5, 1999. In that game, the Giants scored 41 points and gained 490 yards, both regular-season highs in the Fassel era. He retained that assignment through the season's final five games, and then was appointed as the offensive coordinator following the season.

In Payton's three seasons as the offensive coordinator, the Giants' passing attack ranked 13th in the NFL in 2000, tied for eighth in 2001 and then finished sixth in 2002. In the 10 seasons prior to Payton's arrival, it had never ranked higher than 20th.

Others also flourished under Payton. In the past four seasons, Amani Toomer caught 311 passes (79 in 1999, 78 in 2000, 72 in 2001 and a club-record 82 in 2002) to become the first player in Giants history to catch at least 70 passes in four seasons. Toomer totaled 1,183, 1,094, 1,052 and 1,343 receiving yards over the last four years and became the first Giant in history to have four consecutive 1,000-yard seasons. His 1,343 receiving yards in 2002 established a club record. With 5,309 career receiving yards, Toomer is 125 yards shy of Frank Gifford's club mark of 5,434 career receiving yards. In addition, running back Tiki Barber set a franchise record for total yards in 2000 with 2,085, and he has caught 277 passes and rushed for 3,516 yards the last four seasons. With 1,387 rushing yards in 2002, Barber finished second in the NFC and posted the second highest single-season rushing total in club history.

Payton joined the Giants as quarterbacks coach on Feb. 3, 1999. Prior to joining the Giants, Payton spent the 1997 and 1998 campaigns as the Philadelphia Eagles' quarterbacks coach.


Payton sandwiched two coaching stints at San Diego State University (1988-89 and 1992-93) around a stop at Indiana State (1990-91). During his second term with the Aztecs, Payton served as the running backs coach, working directly with Heisman Trophy runner-up Marshall Faulk, now with the St. Louis Rams, before becoming the quarterback coach. In the latter role, Payton guided Tim Gutierrez to All-WAC honors in 1993.

Following the 1993 season, Payton moved to Miami of Ohio (1994-95) where he was the quarterback coach and co-offensive coordinator. He spent the 1996 season as quarterbacks coach at Illinois prior to entering the NFL with Philadelphia.

Payton earned a degree in communications at Eastern Illinois, where as a quarterback he amassed 10,665 passing yards, which was then the third highest total in NCAA Division I-AA history. After leading all Division I-AA quarterbacks in passing in 1986, the three-time Associated Press All-America selection had brief stints with Chicago of the Arena Football League, Ottawa of the Canadian Football League and the Chicago Bears in 1987. Payton was inducted into the Eastern Illinois Hall of Fame in September of 2000.

Payton was born Dec. 29, 1963 in San Mateo, Calif., and raised in Naperville, Ill. He and his wife, Beth, have a daughter, Meghan (3/21/97), and a son, Connor Thomas (5/31/00).

**Sean Payton** - Born December 29, 1963, San Mateo, Calif. Quarterback Eastern Illinois 1982-86. Pro quarterback Chicago Bruisers (AFL) 1987, Ottawa Rough Riders (CFL) 1987, Chicago Bears 1987. College coach: San Diego State 1988-89, 1992-93, Indiana State 1990-91, Miami (Ohio) 1994-95, Illinois 1996. Pro coach: Philadelphia Eagles 1997-98, New York Giants 1999-2002.



## Kacy Rodgers

**Defensive Tackles**

**Tennessee**  
**NFL: 1st Year** ★ **Cowboys: 1st Year**



Kacy Rodgers joins the Cowboys as defensive tackles coach after a one-year stint as the defensive line coach at the University of Arkansas. Rodgers will work side-by-side with Jim Jeffcoat, the team's defensive ends coach. Rodgers brings nine years of defensive line coaching experience to Dallas, along with a stellar career at linebacker/defensive end for the University of Tennessee.

Last season, Rodgers was the defensive line coach at Arkansas, where he helped the Razorbacks to a 9-5 record, the Western Division title of the Southeastern Conference, a berth against Georgia in the SEC title game and an appearance in the Music City Bowl. The Hogs defense ranked second in the SEC, 18th in the nation, against the run, allowing just 113.6 yards-per-game, and in posting two shut-outs, finished the season ranked 26th in the nation in points allowed at 19.8 per-game.

Prior to joining the staff at Arkansas, Rodgers was the defensive line coach at Middle Tennessee State for three seasons (1999-2001). He also held the duties of assistant head coach for the final two years of that assignment. In his last season with the Blue Raiders, Middle Tennessee State went 8-3 and was co-champion of the Sun Belt Conference. Defensively, the school tied for first in the conference with 27 sacks, and was second in scoring and opponent's third down conversion percentage.

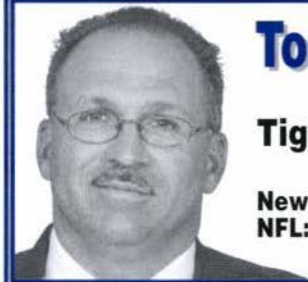
Rodgers began his coaching career as defensive line coach at Tennessee-Martin in 1994. After three years in that position, he added the title of assistant head coach in his final year at UT-Martin (1997). He then spent a year as the defensive line coach at Louisiana-Monroe (1998) before moving to Middle Tennessee.

Rodgers was a four-year letterman at the University of Tennessee (1988-91) and an honorable mention All-Southeastern Conference selection. As a linebacker and defensive end, he contributed to Volunteer teams that won the 1990 and 1991 SEC Championship and played in three New Year's Day bowl games, the 1990 Cotton Bowl, the 1991 Sugar Bowl and the 1992 Fiesta Bowl, winning both the Cotton and Sugar Bowl games. The 1989 Vols squad posted an 11-1 record and finished the year ranked fifth in the country.

Following his collegiate career, Rodgers signed a free agent contract with the Pittsburgh Steelers in 1992 and played with the Shreveport Pirates of the Canadian Football League in 1994. In between, he returned to Knoxville to complete his degree in political science in 1993.

Rodgers was born on June 24, 1969 in Humboldt, Tenn., and starred at Humboldt, Tenn., High School. He and his wife, Marcella, have a son, Kacy II (4/2/92).

**Kacy Rodgers** – Born June 24, 1969, Humboldt, Tenn. Linebacker/defensive end Tennessee 1988-91. Pro linebacker Shreveport Pirates (CFL) 1994. College coach: Tennessee-Martin 1994-97, Louisiana-Monroe 1998, Middle Tennessee State 1999-2001, Arkansas 2002.



## Tony Sparano

**Tight Ends**

**New Haven**  
**NFL: 5th Year** ★ **Cowboys: 1st Year**



Tony Sparano joins the Cowboys as tight ends coach after a year with the Jacksonville Jaguars. He will be asked to bring an offensive punch to the tight end position in both the passing game and the running attack. With four years of NFL experience, Sparano is no newcomer to the offensive intricacies of professional football, having served as an offensive assistant, offensive line and tight ends coach during his time in the NFL.



While with the Jaguars, tight end Kyle Brady hauled in 43 passes for 461 yards and four touchdowns, the second-best numbers in each category for his career. In addition, tight end Pete Mitchell grabbed 25 passes for 246 yards and two touchdowns. Sparano's troops were also directly responsible for a Jags running game that averaged 4.6 yards-per-carry – fifth in the NFL – led by Fred Taylor's 1,314 yards.

Prior to joining the Jaguars, he spent the 2001 season as tight ends coach for the Washington Redskins. In 1999 and 2000, he was an assistant with the Cleveland Browns, his first season as offensive quality control coach and then moving to the offensive line in 2000.

From 1994 to 1998, Sparano was the head coach at the University of New Haven (Conn.), where his teams averaged 32.2 points-per-game and made two trips to the NCAA Division II playoffs, finishing second in 1997. He was named the New York Metropolitan Football Writers Division II Coach of the Year and was the New England Football Writers Division II/III Coach of the Year in both 1995 and 1997.

Sparano began his coaching career at New Haven in 1984, spending four seasons as the offensive line coach and recruiting coordinator. He was the offensive line coach, recruiting coordinator and academic liaison at Boston University in 1988. From 1989 to 1993, he was BU's offensive coordinator, helping the Terriers to an 11-0 mark in 1993.

Sparano was a four-year letterman and starting center at New Haven, where he also earned a degree in criminal law in 1982.

Born on Oct. 7, 1961 in West Haven, Conn., Sparano was a standout offensive lineman at Richard C. Lee High School. He and his wife, Jeanette, have two sons, Tony (10/22/86) and Andrew (8/28/89), and a daughter, Ryan Leigh (8/1/92).

**Tony Sparano** – Born October 7, 1961, West Haven, Conn. Center New Haven 1978-81. College coach: New Haven 1984-87, Boston University 1988-93, New Haven 1994-98 (head coach). Pro coach: Cleveland Browns 1999-2000, Washington Redskins 2001, Jacksonville Jaguars 2002.



**George Warhop**

**Offensive Line**

**University of Cincinnati**  
**NFL: 8th Year ★ Cowboys: 1st Year**



George Warhop joins the Cowboys after five seasons as the offensive line coach for the Arizona Cardinals. Warhop's experience in working with one of the NFL's largest and most powerful offensive lines in 2002 (6-5, 323-pound average) should pay off in Dallas as he guides Larry Allen, Flozell Adams, Ryan Young, and Andre Gurode.

During his five years with the Cardinals' offensive line, Warhop tutored a group through a steady decline in quarterback sacks allowed from the 78 surrendered in 1997 before his arrival – 50 (1998), 45 (1999), 35 (2000) to 29 (2001). The latter was the second fewest in franchise history in a 16-game season, trailing only the 22-sack effort of the 1978 line.

Despite losing starting right tackle Anthony Clement before the season and center Mike Gruttadauria mid-way through the year, his 2002 squad allowed just 41 sacks. Largely because of Warhop and his troops' work, Arizona averaged 4.5 yards-per-carry on the ground, the 10th best per-carry average in the league and the team's highest average in 17 seasons.

Along with the sack record of 29 in 2001, Warhop's linemen also deserve much of the credit for the Cardinals 5.13-yard average gain-per-play that season, a team best since 1993 (5.18).

In 1998, his first season with the Cardinals, Warhop's linemen allowed 50 sacks, a 28-sack improvement over the previous season when Arizona allowed a league-high 78 sacks. Warhop's first Cardinal line also merited credit for Arizona's 18 rushing touchdowns, exceeding the combined totals of the two previous seasons (eight in 1996 and nine in 1997).

Prior to joining the Cardinals, Warhop spent the 1996-97 campaigns as an offensive line assistant with the St. Louis Rams, working with Jim Hanifan.

Warhop was offensive line coach at Southern Methodist University in 1993, and then served in a similar capacity at Boston College from 1994-95. From 1991-92, Warhop was the offensive coordinator for the London Monarchs of the World Football League, helping the team win the World Bowl in his first season.

He entered the coaching arena in 1983 at his alma mater, Cincinnati, and then served on the offensive staffs at Kansas (1984-86), Vanderbilt (1987-89) and New Mexico (1990-91).

---



---

**GEORGE WARHOP**


---



---

Born Sept. 19, 1961 in Riverside, Calif., Warhop was a standout offensive lineman at Rubidoux High School in Riverside, Calif. He went on to play guard at Mount San Jacinto College (Calif.) before moving to the University of Cincinnati where he played center.

Warhop and his wife, Lori, have two children, daughter, Olivia (2/23/96), and son, Jacob (6/24/97).

**George Warhop** – Born September 19, 1961, Riverside, Calif. Guard Mt. San Jacinto (Calif.) J.C. 1979-80, center University of Cincinnati 1981-82. College coach: University of Cincinnati 1983, Kansas 1984-86, Vanderbilt 1987-89, New Mexico 1990-91, Southern Methodist 1993, Boston College 1994-95. Pro coach: London Monarchs (World League) 1991-92, St. Louis Rams 1996-97, Arizona Cardinals 1998-2002.



## Mike Zimmer

### Defensive Coordinator

**Illinois State**  
**NFL: 9th Year** ★ **Cowboys: 9th Year**



After helping shape the Cowboys pass defense into one of the NFL's best in the second half of the 1990s, Mike Zimmer was handed the responsibility of coordinating the Cowboys defense on Feb. 1, 2000. During his nine seasons in Dallas, Zimmer has been a part of four NFC Eastern Division titles and the Cowboys Super Bowl XXX win over Pittsburgh. Five times in those nine seasons, the Dallas defense has finished the year ranked in the top 10 in total defense, and six times the club has ranked in the top 10 in pass defense. In three seasons directing the Dallas defense, Zimmer has earned respect and recognition from around the NFL as he oversaw the retooling of his unit into a younger, quicker, faster and better squad in a very short period of time.

Despite playing with the youngest secondary in the NFL in 2002, Zimmer's squad finished the year 18th in the NFL in total defense, 15th against the run and 19th against the pass. On a play-by-play basis, the Cowboys were sixth in the league in yards-per-play, third in rushing yards-per-attempt and 13th in passing yards-per-attempt. Only six teams allowed fewer touchdowns than the 32 given up by Dallas, and the 10 rushing touchdowns given up by Dallas was the fifth best total in the league. Five times during the year, the Dallas defense allowed 13 points-or-less. Setting the pace with young players, Zimmer had two rookies, safety Roy Williams and cornerback Derek Ross, tie for fourth in the NFC with five interceptions each.

In 2001, the Cowboys allowed 1,710 rushing yards, a figure that was 927 yards less than the club allowed during the 2000 season. That figure represented the largest turnaround in the NFL in 2001. The club's overall defense showed a 730-yard improvement when compared to the previous season, jumping the club from an overall NFL ranking of 19th in 2000 to fourth in 2001. The Dallas defense jumped from 31st against the run in 2000 to 13th, allowing an average of 106.9 yards-per-game on the ground. The Cowboys were third in the NFL (second in the NFC) in pass defense, giving up an average of 180.6 yards-per-game. The unit gave up fewer than 200 passing yards in seven of its last nine games, while allowing only one opposing quarterback to throw for more than 300 yards in 16 regular season games.

The Cowboys 2000 defense battled through a string of injuries that forced a total of five key starters to miss a combined 33 games. The Dallas pass defense once again landed near the top of league rankings, finishing third in the NFL (second in NFC), allowing just 168.3 passing yards-per-game. Despite struggles early in the season, Zimmer's troops improved to finish the season ranked 19th in the NFL (ninth in NFC) in total defense, allowing 333.1 yards-per-game.

Prior to being promoted to defensive coordinator, Zimmer spent five years as Dallas' defensive backs coach and a year as a defensive assistant working with the nickel defense. In six years under Zimmer's watchful eye, the Cowboys pass defense surrendered an average of 190.6 passing yards-per-game, the second lowest figure in the league over that time span (Philadelphia – 187.4). In addition to finishing as one of the top two pass defenses in the league three times in that time frame, Dallas was the only team to have allowed fewer than 176.0 passing yards-per-game over a season three times.

Despite using five different starting lineups in the secondary in 1999, Zimmer's defensive backfield helped the Cowboys pass defense finish fourth in the NFC. The unit also tied for sixth in the league with 24 interceptions and returned four for touchdowns, tying the club record (1985, 1995). The Cowboys defense also limited seven opponents to 190 yards-or-less passing.

In 1998, the Cowboys were able to hold eight opponents to 200 yards passing or less, including four to 160 yards or less. Deion Sanders led the team with five interceptions totaling 153 return yards to earn his third consecutive Pro Bowl berth, while Darren Woodson earned his fifth straight Pro Bowl appearance after leading the team with 136 tackles.



The Cowboys finished 1997 at or near the top of several NFL pass defense categories, including fewest completions allowed (253 - first), net yards-per-pass play (4.94 - third) and yards gained-per-completion (10.74 - third). The Cowboys also held five opponents to less than 120 yards passing and 12 to 176 yards or less.

In 1996, Kevin Smith returned from a ruptured Achilles tendon to tie for the team lead with five interceptions. Woodson earned his third consecutive Pro Bowl berth after finishing with 118 tackles and five interceptions to tie Smith for the team lead. Sanders intercepted two passes, knocked away another nine and recovered a team-high three fumbles to earn his fifth career Pro Bowl selection (first with Dallas).

In his first season as defensive backs coach in 1995, Zimmer lost Smith for the year with a ruptured Achilles tendon in the season opener and did not have Sanders' services until Week Nine. Despite the injuries, the secondary surrendered only 204.5 passing yards-per-game, and Dallas returned four interceptions for touchdowns, tying the club record (1985).

As a defensive assistant in 1994, Zimmer worked with the Dallas nickel defense, which helped the secondary finish as the top ranked pass defense in the league (172.0 passing yards-per-game).

Before joining the Dallas staff, Zimmer spent five seasons as the defensive coordinator/secondary coach at Washington State. Zimmer's first Cougar defense in 1989 established a school record with 24 interceptions and 48 sacks. In 1993, the Cougars finished eighth in the nation in total defense and second in rushing defense.

Prior to joining the Cougars' staff, Zimmer was an assistant at Weber State College from 1981-88. Zimmer coached inside linebackers from 1981-84, while adding the duties of defensive coordinator in 1983. From 1985-88, he served as coordinator and oversaw the secondary.


Zimmer began his coaching career as a part-time assistant on defense at the University of Missouri in 1979, coaching, among others, All-Pro cornerbacks Eric Wright (San Francisco 49ers) and Johnnie Poe (New Orleans Saints).

Zimmer played quarterback at Illinois State University in 1974. After redshirting the 1975 season, he suffered a broken thumb in the spring of 1976 and was moved to linebacker. A neck injury, suffered during the 1976 season, led to surgery and the end of his playing career. He graduated with a bachelor's degree in physical education in 1979.

Zimmer was a two-time all-conference quarterback at Lockport, Ill., High School in 1972-73, playing for his father Bill, who played football at Bradley and later with the 49ers. Mike also earned all-conference honors in wrestling and baseball.

Born June 5, 1956 in Peoria, Ill., Mike and wife Vikki have three children, Adam (1/13/84) - a defensive back at Trinity University in San Antonio, Texas - Marki (4/30/87) and Corri (2/22/90).

**Mike Zimmer** - Born June 5, 1956, Peoria, Ill. Quarterback-linebacker Illinois State 1974-76. College coach: Missouri 1979-80, Weber State 1981-88, Washington State 1989-93. Pro coach: Dallas Cowboys 1994-2002.



## Tony Ollison

Assistant Strength and Conditioning Coach



Tony Ollison, in his fourth year with the Cowboys strength and conditioning department, joined the Cowboys in the spring of 2000. He works closely with strength coach Joe Juraszek implementing player workout programs.

Ollison was the assistant strength and conditioning coach at the University of Arkansas from 1998 until coming to Dallas. He started his career in the weight room as a graduate assistant at Arkansas in 1993. He was a graduate assistant in the University of Tennessee weight room in 1994 before serving as the Volunteers assistant strength and conditioning coach from 1995-97 while finishing his masters in sports administration.

Ollison played defensive tackle for Arkansas (1986-90), totaling 63 career tackles despite missing all but one game his senior season. He played on two Southwest Conference championship teams while earning his degree in communications. He tried out with the Indianapolis Colts as a rookie free agent in 1991 and was drafted by the San Antonio Riders of the World League in 1992.

Ollison (3/10/68) and his wife Sherry have a son, Kobe.



## Larry Lacewell

Director of College and Pro Scouting



Larry Lacewell joined the Cowboys as Director of College Scouting in May of 1992 and has coordinated Dallas' NFL Draft efforts since 1993. He became the Cowboys' Director of College and Pro Scouting in the spring of 1994, adding the responsibility of coordinating the scouting efforts of all pro personnel to his college scouting duties. Lacewell now directs the Cowboys personnel evaluation for all college prospects, as well as all personnel with the NFL's 31 other teams and in NFL Europe.

Lacewell's work has been a key component in restocking the Cowboys' roster over the last five years. When the Cowboys take the field this fall, at least half of the starting lineup will be made up of players drafted by the club since 1998.

The 2002 draft may soon be seen as the franchise's cornerstone as it builds toward a return to the playoffs. Six of the nine players taken in the draft earned a spot on the active roster, and five of those six became regular starters by mid-season. Of that group, Roy Williams, Antonio Bryant and Derek Ross each earned All-Rookie honors for their debut season.

The 2001 draft provided Dallas another influx of talent as all nine draft choices were on the roster. Of that group, five have become starters or earned a significant amount of playing time in a reserve role. Quincy Carter posted a 6-9 record as a starter, including a 4-2 mark at Texas Stadium. Tony Dixon and Matt Lehr stepped into the mix last season to replace injured teammates and displayed the ability that helped get them drafted.

Impact players from the 2000 draft included cornerback Mario Edwards, who has started 30 of the last 32 games for one of the NFL's top defensive units, and running back Michael Wiley, who continues to see significant playing time on third downs - averaging 6.7 yards every time he touches the ball from scrimmage in his career.

In 1999, seven of the Cowboys eight draft selections earned roster spots, with six making significant contributions from day one. After four seasons, DE Ebenezer Ekuban and LB Dat Nguyen have become fixtures in one of the league's top defensive units.

The Cowboys also enjoyed a productive draft in 1998, as seven of the nine drafted players earned roster spots. The top three picks of 1998, DE Greg Ellis, T Flozell Adams and DT Michael Myers have become a major part of the club's current defensive and offensive lines. Ellis and Adams earned All-Rookie honors.

In 1997, all nine of the Cowboys' draft selections made the club. The class was highlighted by Dexter Coakley, who started all 16 games at linebacker, earned All-Rookie recognition and was the NFL's Defensive Rookie of the Month for October. Coakley earned his first Pro Bowl selection in 1999, his third year as a professional, and returned again following the 2001 season.

In Lacewell's first four drafts (1993-96), 27 of the 35 players selected by the Cowboys earned roster spots. The highlight of those classes is offensive lineman Larry Allen, who was drafted in the second round of the 1994 draft. Allen has earned Pro Bowl honors in seven of the past eight years and is considered one of the NFL's finest offensive linemen. Of the 27 players that earned roster spots, seven moved into the starting lineup by their third season, including Allen and linebackers Darrin Smith (1993) and Randall Godfrey (1996), who earned starting spots as rookies.

Lacewell joined the NFL after a distinguished career in collegiate coaching and athletic administration. Most recently, Lacewell served as defensive coordinator at Tennessee (1990-91). The 1990 Vols captured the SEC Championship and defeated Virginia in the Sugar Bowl. In 1991, Tennessee finished second in the SEC and earned a Fiesta Bowl berth.

As the athletic director and head coach at Arkansas State (1978-89), Lacewell compiled a record of 69-48-4. He was named the Southland Conference's Coach of the Year on three occasions, while the Indians captured two conference titles under his direction.

Lacewell began his coaching career at Alabama in 1959. Following two seasons with the Crimson Tide, he moved on to Arkansas State (1961), Arkansas A&M (1962-63), Kilgore Junior College (1964-65), Oklahoma (1966), Wichita State (1967) and Iowa State (1968). Lacewell rejoined the Sooners' staff in 1969 as assistant head coach/defensive coordinator and helped Oklahoma to six Big Eight titles and two national championships in nine years.

A native of Fordyce, Ark., Lacewell (2/12/37) attended Fordyce High School and then played halfback at Arkansas A&M from 1955-59. In 1996, Lacewell was inducted into the Arkansas Sports Hall of Fame. He and his wife Criss have two sons, Bryant and Logan.






## Bryan Broaddus

**Assistant Director of Pro Scouting**




Bryan Broaddus joined the Cowboys in 1999 as the assistant director of pro scouting. His responsibilities include evaluating talent and tracking player movement and development within the NFL and NFL Europe. He came to the Cowboys after one year as the assistant director of pro scouting for the Jacksonville Jaguars. Prior to his time in Jacksonville, Broaddus was the coordinator of college scouting for the Philadelphia Eagles in 1997. He played a key role in drafting Eagles Pro Bowlers Tra Thomas and Jeremiah Trotter. He spent the 1991-96 seasons handling the day-to-day operations of the college scouting department for Green Bay, helping the Packers win Super Bowl XXXI. From 1990-91, he worked for the NFL as an assistant in the personnel department of the World League.

Bryan Broaddus played center for Louisiana State from 1982-86 and graduated with a general studies degree in 1988. He served as a student assistant coach for LSU in 1988 and the assistant recruiting coordinator at Texas A&M in 1989. Broaddus, born Dec. 12, 1963 in Dallas, and wife Cathy reside in Plano, Texas.



## Tom Ciskowski

**Assistant Director of College Scouting**



Tom Ciskowski, who originally joined the Cowboys scouting department in 1992, is in his third season as the club's Assistant Director of College Scouting. From this position, Ciskowski sees first hand the top college prospects in the land. In his first season with the Cowboys, he served as a scout administered by the BLESTO Scouting Combine. Ciskowski became an area scout in 1993, working in the West for six years before moving to scout the Southeast from 1998-2000.

Before becoming a scout, Ciskowski spent 15 years in the coaching ranks, the first two (1977-78) as an assistant at Pawhuska, Okla., High School. In 1979, he moved into the college coaching ranks, becoming the defensive backfield coach at East Central University in Ada, Okla. While at ECU, he earned his Masters degree in athletic administration. The following year he moved to Arizona State University, working with the defensive line as a graduate assistant for the 1980-81 seasons.

In 1982, Ciskowski moved to Oklahoma State, joining the staff as an assistant to former Dallas offensive line coach Tony Wise, before becoming the offensive line and tight-end coach at Wichita State in 1984. After that season, Ciskowski joined the University of Miami as a volunteer assistant, working with former Dallas defensive coordinator and current Cleveland Browns head coach Butch Davis and the defensive line.

From 1986-89, Ciskowski worked with the offensive and defensive lines, first at New Mexico State for two seasons, and then at UNLV for two more. Before coming to Dallas, he coached the defensive line at College of the Sequoias in Visalia, Calif., from 1990-91. Thirteen of the team's players went on from the junior college to play Division I football in 1992.

A native of Medford, Okla., Ciskowski attended Medford High School, then earned his bachelor's degree from Cameron University, where he also played football. He and wife Jan live in Coppell, Texas, with sons, Jeremy and Joshua, and a daughter Julianna.



## Jeff Ireland

National Scout



Jeff Ireland joined the Cowboys scouting department in 2001 as one of the team's national scouts. Ireland came to Dallas after spending four years (1997-2000) as an area scout for the Kansas City Chiefs. Prior to his time in Kansas City, he spent three years (1994-96) evaluating talent for the National Football Scouting combine.

Before becoming a full-time talent evaluator, Ireland was the special teams coach at the University of North Texas from 1992-93. He was the placekicker at Baylor University from 1988-91, finishing his collegiate career third on the Bears all-time scoring list with 213 points. His 45 career field goals, which include a 58-yard effort against Rice in 1991, established a school record for field goals made.

Ireland, an Abilene, Texas, native, is the stepson of Kansas City Chiefs Hall of Fame center/linebacker E.J. Holub and the grandson of former Philadelphia Eagles player and longtime Chicago Bears personnel man Jim Parmer. Jeff and wife Rachel have twin daughters, Haley and Hannah, and a son, Riley.



## Drew Fabianich

BLESTO Scout



Drew Fabianich (pronounced FAY-bee-on-itch) joined the Cowboys Scouting Department in 2003 after 17 years as a high school and college coach. He serves Dallas as a scout administered by the BLESTO Scouting Combine.


Prior to joining the Cowboys, Fabianich spent three seasons as the defensive coordinator/linebackers coach at W.T. White High School in Dallas, Texas (1999-2001). From 1996-99, he was the defensive coordinator/linebackers coach at Northeast Louisiana University. Prior to that, he was the defensive coordinator/linebackers coach at the University of Tennessee-Martin (1993-1996). He was on the same staff at Tennessee-Martin with Cowboys assistant coaches Mike MacIntyre and Kacy Rodgers.

Fabianich served as the defensive ends/special teams defense coach from 1991-1993 at the University of Tennessee. In 1989, he worked as a graduate assistant/defensive ends and special teams defense coach at Baylor. He started his coaching career in 1984 at Mesa State College and spent five seasons there as a quarterbacks and receivers coach/passing game coordinator.

Fabianich lettered as a quarterback at Mesa State College and participated in the 1982 N.A.I.A. National Championship Game before a spinal injury in 1983 ended his career. A two-year starter at Longmont, Colo., High School, Fabianich passed for over 2,500 yards and participated in the Colorado high school all-star game.

He graduated with a degree in kinesiology from Mesa State College in Colorado in 1988 and went on to Baylor University to work on his master's degree in sports administration. Fabianich was born on April 12, 1964 in Massillon, Ohio. He has two children, Ashleigh and Dominic.





## Jim Garrett

Northeast Area Scout



Jim Garrett has spent 38 of the past 39 seasons as a coach or scout in the NFL, including the last 16 as the northeast area scout for Dallas.


Although a member of the Cowboys staff since 1987, Garrett also scouted for the Cowboys in 1968-69 and 1974-75. Prior to his first stint in Dallas, Garrett served two seasons as a scout for the BLESTO Scouting Combine. He then coached with the N.Y. Giants (1969-73) before returning to Dallas. Garrett was also an assistant with New Orleans (1976-77) and Cleveland (1978-84). After a season as the head coach at Columbia, he scouted for Buffalo in 1986.

An all-conference fullback at Utah State, Garrett played for Philadelphia (1954), the British Columbia Lions (1955), the N.Y. Giants (1956) and the Ottawa RoughRiders (1957).

He began his coaching career at the Coast Guard Academy in 1958. After one season at Lehigh, Garrett became head coach and athletic director at Susquehanna University, where he compiled a 40-3-1 record and was later inducted into the school's Hall of Fame. Susquehanna also honored him in 2001 with the naming of an athletic complex building, the James W. Garrett Sports Complex.

The Rutherford, N.J., native (6/19/30) attended Rutherford High School, where he was a member of the first induction group of the school's Hall of Fame in April, 1996. He went to spring training with the Pittsburgh Pirates following his rookie year in the NFL.

He and wife Jane have eight children – Jim, Jane, Jennifer, Janine, Jill, John, Jason and Judd – and 27 grandchildren. John, a receiver who went to camp with Dallas in 1988, is a scout with the Cincinnati Bengals. Jason is an active N.Y. Giants and former Cowboys quarterback. Judd, a running back who was on the Cowboys practice squad in 1993, is the offensive quality control assistant with the Dolphins.



## Tommy Hart

West Area Scout



Tommy Hart became the Cowboys West area scout in 1998 after spending two seasons (1996-97) as the club's defensive ends coach.


As Dallas defensive ends coach, Hart helped the team register 75 sacks during his two seasons, including 12 by Tony Tolbert in 1996.

Hart, who was inducted into the State of Georgia Sports Hall of Fame in 1993, was an assistant defensive line coach for the San Francisco 49ers from 1983-91 and a part of three Super Bowl champion teams. Hart's 1985 defensive line helped the 49ers register 60 sacks, the second highest total in team history. He moved to the 49ers scouting department for the 1992-93 seasons.

Hart, who has spent 31 of the last 35 years in the NFL as a player, assistant coach or scout, finished his playing career in 1980 with the New Orleans Saints after spending two years with the Chicago Bears and 10 years with the San Francisco 49ers. Originally a 10th round draft choice of the 49ers in 1968, he registered a career-high 17 sacks in 1972, and he set a 49ers club record with six sacks in a single game against the Rams in 1976 on his way to All-Pro and Pro Bowl honors. Hart was a two time winner (1972 and 1976) of the Len Eshmont Memorial Award, given annually to the 49ers player who best exemplified the inspirational and courageous play of Len Eshmont.

Hart earned second team NAIA All-America honors as a senior at Morris Brown College after earning all-conference honors for three consecutive years. Hart earned four letters in football as an offensive guard/tackle and defensive tackle and three letters in track as a sprinter/shot putter.

Born in Macon, Ga. (11/11/44), Tommy and his wife, Cherrie, have four daughters.



## Jim Hess

Midwest Area Scout



Jim Hess joined the Cowboys as an area scout for the Midwest in 1997 after 37 years in the coaching ranks, where he compiled a career winning percentage of .610 at all levels of coaching. He spent 22 of the 23 years between 1974-96 as a college head coach at Angelo State (1974-81), Stephen F. Austin (1982-88) and New Mexico State (1990-96) and earned conference coach of the year honors in each of the conferences in which his teams participated. In 1989, he served as athletic director for S.F.A.

Hess led New Mexico State to its first winning season in 14 years with a 6-5 mark in 1992 and was named the Big West Coach of the Year. He posted a 47-30-2 (.608) record, the highest winning percentage of any coach in school history at Stephen F. Austin, including five winning seasons and the schools first-ever conference title (1985). At Angelo State, Hess led the Rams to six Top 20 rankings and the 1978 I-AA national title with a 14-0 record. He posted a 65-23-3 (.731) mark, the highest winning percentage in school history during his time there and remains one of just a handful of men to win more than 100 games at the I-AA level.

A native of Farmersville, Texas, Hess is a 1959 graduate of Southeastern Oklahoma, and he earned his masters degree from North Texas State in 1966. He began his coaching career at the high school level at Farmersville (1959). He then coached across the Texas high school landscape at McKinney (1961-62), Rockwall (1963-64) – where his team captured the 1963 Class AA state championship – and Kilgore (1965-66). In 1967, he became an assistant coach at Rice University (1967-70) before returning to the high school ranks as the head coach at Sterling (1971) in Baytown, Texas. In 1972, he joined Angelo State as an assistant coach.

Hess has been a guest coach in the CFL and is the director/organizer/owner of the Angelo Football Clinic in San Angelo, Texas. The annual summer clinic has grown to over 1,800 visiting high school and college coaches from around the country.

Hess and his wife, Carol, have two daughters and seven grandchildren.



## Walter Juliff

Southeast Area Scout




Walter Juliff, entering his 19th season as an NFL scout, has been the Cowboys southeast area scout since 2001. He served as Assistant Director of College Scouting for the club from 1995-2000 after spending the previous eight years as a national and area scout. He was also responsible for signing college free agents from 1992-2000.

Before becoming a full-time scout, Juliff spent two seasons as a graduate assistant at the University of Texas. He was also an assistant with the Abilene Cooper High School football team in 1980, the Houston-Kingwood High School football and baseball teams in 1981 and the Kerrville Tivy football and track teams in 1982.

Juliff began his coaching career as a graduate assistant at Angelo State, where he spent two seasons. In 1978, the Rams went undefeated and won the NAIA national championship, then lost in the national semifinals the next year. A native of San Angelo, Texas (6/22/56), Walter starred in football and as a hurdler in track at Central High School.


Juliff, who lives in Austin, Texas, earned his bachelor's degree from Angelo State University, where he also ran track, and his M.B.A. from Texas. He and former Cowboys quarterback Jerry Rhome are cousins.





## Henry Sroka

**Midwest Area Scout**




Henry Sroka joined the Cowboys in 1999 after 18 years as a college coach. This season he becomes the club's Midwest area scout after four years working for Dallas as a scout administered by the BLESTO Scouting Combine. Sroka first gained NFL experience during a coaching fellowship with the Detroit Lions during training camps in 1991-94.

Prior to joining the Cowboys, Sroka spent the 1998 season as defensive backs coach at the University of Redlands. From 1988-97, he coached running backs under fellow Dallas scout Jim Hess at New Mexico State University and was part of the school's first winning season in 14 years when the team posted a 6-5 mark in 1992. Prior to that, Sroka was the strength and conditioning coach, kicking coach and defensive backs coach at Wichita State University from 1985-87. He served as a graduate assistant coach at Arizona State from 1981-85, where he worked with the Sun Devils kickers and running backs.


Sroka graduated from St. Mary's College in California in 1978 and went on to earn a masters degree from Arizona State. He was a running back and kicker for St. Mary's, where he was awarded the Albert Rahill Award for team loyalty. Prior to playing for St. Mary's, Sroka was a running back and kicker for the College of San Mateo.

He was born Oct 11, 1954 in Mexico City, Mexico. Sroka and his wife, Linn, are the parents of daughter Maria del Pilar and sons Dominic and Mikael.



## John Wojciechowski

**Northeast Area Scout**



John Wojciechowski joined the Cowboys scouting department in 2003 and will serve as the team's Northeast area scout. Prior to coming to Dallas, Wojciechowski spent five years scouting for the Jacksonville Jaguars, joining their staff as the Southeast regional scout for the BLESTO scouting organization. Wojciechowski was promoted by the Jaguars to Midwest area scout in 2001.

Before becoming a full time scout, Wojciechowski served as a player personnel assistant for the Pittsburgh Steelers from 1996 to 1998. In Pittsburgh, he evaluated both college and pro talent and did quality control work for the special teams units.

Wojciechowski was an All-Conference defensive end and a first-team All-America non-scholarship Division I-AA player at Duquesne from 1992 to 1995. He was on teams that won a conference championship and a bowl game during his time with the Dukes. He also played baseball at Duquesne.

Wojciechowski received a degree in business administration at Duquesne. He was born Jan. 4, 1974 in Pittsburgh. He currently lives in Pittsburgh.



## Robert Blackwell

Video Director



Robert Blackwell is entering his 23rd year in the Cowboys video department, his 15th as the team's video director. In charge of taping and editing Cowboys' practices and games, Blackwell also edits opponents' tapes. He oversaw the change from videotape to digital imaging for Dallas's coaching staff in 2000.

Blackwell is currently serving on the NFL Video Directors sub-committee on video quality control.

A native of Garland, Texas (12/1/50), Blackwell earned his degree in communications from Stephen F. Austin, and later shot game films for Southern Methodist University's basketball and football teams (1979-84).

He and wife Diana have two children, Nathaniel and Lora Ann.



## Mike McCord

Equipment Manager



Mike McCord enters his 15th season with the Cowboys, his 12th in the equipment department and his 10th as the equipment manager.

McCord originally joined the Cowboys in 1989 as the assistant ticket manager, spending two years in that capacity before moving to the football operations department in 1991. Before coming to Dallas, McCord spent two-and-a-half years with the University of Texas athletic department, one-and-a-half years as a part-time student assistant before receiving his B.B.A. and then one year as a full-time intern.

A native of Clovis, N.M. (11/6/64), McCord graduated from Roosevelt High School in San Antonio, Texas, and spent two years attending Southwest Texas State before transferring to the University of Texas. He and wife Jan live in Flower Mound, Texas, with their daughter, Megan, and son, Brock.



## Bucky Buchanan

Assistant Equipment Manager



William Andrew "Bucky" Buchanan is entering his 10th year as the Cowboys' assistant equipment manager. Buchanan officially joined the Cowboys in 1994 after spending many weekends and summers in the equipment room helping his father, "Buck" Buchanan, the Cowboys equipment manager from 1973-93.

Before coming to the Cowboys, Buchanan spent one-and-a-half years with Willis Medical in Richardson, Texas, and 10 years with the Skaggs Alpha Beta grocery store chain.

A native of Plano, Texas, Buchanan (6/9/61) graduated from Plano High School. He and wife Amy have two sons - Thomas II and Brett.





## Jim Maurer

Head Athletic Trainer



Jim Maurer is entering his 14th season as a Dallas Cowboys athletic trainer, serving the last eight years as the club's head athletic trainer.

Maurer took over responsibility of the athletic training department in 1996 after serving as a Cowboys' assistant athletic trainer for six years. He served as a graduate assistant with Dallas for two seasons prior to being hired full-time in 1990.

Maurer was elected to the Professional Football Athletic Trainers Society (PFATS) Executive Board as the NFC head trainer representative in 1999. He was re-elected to the same position in 2001. Following the 2002 season, Maurer and his staff were recognized as the NFL athletic training staff of the year by their peers. Named in honor of Ed Block – a former Baltimore Colts head athletic trainer – the award is given annually to the athletic training staff that exemplifies courage, compassion, commitment and community.

A Dallas native (3/8/65), Maurer earned a degree in physical education in 1988 from Southern Methodist University, where he worked with the football and swim teams.

Maurer worked as a summer assistant with the Kansas City Chiefs in 1987, after spending the summer of 1986 with the Cowboys in the same capacity.

Maurer and wife Rosanne live in Flower Mound, Texas, with their sons, Nicholas and Benjamin.



## Britt Brown

Associate Athletic Trainer



Britt Brown enters his 12th year as an athletic trainer in the NFL and his eighth as a member of the Cowboys athletic training staff. Brown supervises the Cowboys medical rehabilitation program and assists with treatment programs.

His rehabilitation program was instrumental in the return of speed wide receivers Joey Galloway and Raghib Ismail following season-ending knee injuries during the 2000 season, and in 2001, he accomplished a similar feat with tight end Mike Lucky and defensive end Peppi Zellner. Prior to coming to Dallas, he spent four years (1992-95) with the Miami Dolphins as an assistant athletic trainer.

Brown currently serves as the Program Coordinator for the NFL/Professional Football Athletic Trainers Society (PFATS) Ethnic Minority Scholarship. Following the 2002 season, Brown and the Cowboys athletic training staff were recognized as the NFL athletic training staff of the year by their peers. Named in honor of Ed Block – a former Baltimore Colts head athletic trainer – the award is given annually to the athletic training staff that exemplifies courage, compassion, commitment and community.

Before joining the Dolphins, Brown was the head basketball athletic trainer and assistant football athletic trainer at Southern Methodist University from 1989-92, where he also coordinated travel for the Mustang basketball team. While earning a degree in secondary education/biology with an emphasis in athletic training (1982-87) and a master's degree in physical education/exercise physiology (1988-89) from Texas Christian University, he worked with the Horned Frogs football and baseball teams as a student athletic trainer. Brown worked as a part-time assistant athletic trainer for the Cowboys in 1986 and 1987 while attending TCU.

A native of Lampasas, Texas (7/6/64), Brown and wife Laura live in Double Oak, Texas, with their son, Chase, and daughters, Sydney and Payton.



## Greg Gaither

Assistant Athletic Trainer



Greg Gaither enters his third season as a full-time member of the Cowboys athletic training staff after originally serving a two-year stint with the club as a graduate assistant (1997-98). He assists with coordinating player rehabilitation and treatment programs while overseeing all medical records.

Following the 2002 season, Gaither and the rest of the Cowboys athletic training staff were recognized as the NFL athletic training staff of the year by their peers. Named in honor of Ed Block – a former Baltimore Colts head athletic trainer – the award is given annually to the athletic training staff that exemplifies courage, compassion, commitment and community.

Gaither came back to the Cowboys after two years on the athletic training staff at Kansas State University. He originally joined the Wildcats in the summer of 1999 as a graduate assistant working in both football and baseball. The following year he was promoted to a full-time role as assistant athletic trainer.

A native of Dallas, Texas (10/22/73), Gaither graduated from Southern Methodist University with a bachelor's degree, and received his master's degree from Kansas State University. Gaither and his wife, Leah, reside in Dallas, Texas.

### JERRY JONES MINORITY COACHING FELLOWSHIP

The Jerry Jones Minority Coaching Fellowship was established 14 years ago to give minority college football coaches an intensive working experience on the NFL level. The purpose of this fellowship is to create an experience that will enable an individual coach to understand all dimensions of coaching with the Dallas Cowboys, from working with players in the classroom and on the field, to studying techniques and strategies with the other coaches, to handling administrative duties.

Beginning with training camp, the fellowship coaches are Dallas Cowboys coaches until responsibilities at their respective institutions begin. The coaches are housed at the Cowboys' training facilities and take part in every aspect of the football program, including on-field coaching, staff meeting participation and daily evaluation of current and prospective NFL players. During their stay with the Cowboys, each fellowship coach develops an understanding of the role of an NFL coach, of how to organize and formulate practice plans and game plans and of player evaluations.

"The fellowship coaches are an important part of our team during training camp," says Cowboys owner Jerry Jones. "We want them not only to learn, but to help us during this crucial time of preparing our team for the season. We believe this experience with the Cowboys will help minority coaches develop the background and contacts to move more rapidly into the NFL."

Past recipients of the Jerry Jones Minority Coaching Fellowship include:

- |   |  |
|---|--|
| <b>1989 Clarence Brooks</b> , Syracuse University<br>Desmond Robinson, West Virginia University   | <b>1996 Charlie Coe</b> , University of Pittsburgh<br>Luther Palmer, Virginia Union University<br>Donald Pittman, Texas A&M-Kingsville<br>Gary Smith, Southern University                          |
| <b>1990 John Blake</b> , University of Oklahoma<br><b>Robert Ford</b> , Texas A&M University<br>Luther Palmer, Norfolk State University<br>Michael Simpson, Albany State University                           | <b>1997 Michael London</b> , Boston College<br><b>Tommie Robinson</b> , Texas Christian University<br>Willard Scissum, University of Alabama   |
| <b>1991 John Blake</b> , University of Oklahoma<br>Clarence James, University of Texas<br>Michael Simpson, Albany State University<br><b>Charlie Williams</b> , Texas Christian University                    | <b>1998 Greg Burns</b> , University of Louisville<br>Jerome Oliver, Air Force Academy<br>Bradley Sherrod, Duke University  |
| <b>1992 Keith Armstrong</b> , Oklahoma State University<br>Charles Coe, University of Tennessee<br><b>Cary Godette</b> , Georgia Tech University<br><b>Charlie Williams</b> , University of Minnesota         | <b>1999 Richard Glover</b> , New Mexico State University<br>Fitzgerald Hill, University of Arkansas<br>Travis Jones, Appalachian State University<br>Curtis Modkins, Jr., University of New Mexico |
| <b>1993 Ron Burton</b> , University of North Carolina<br>Osia Lewis, Oregon State University<br><b>Randy Shannon</b> , University of Miami<br>Ron Taylor, University of Tulsa                                 | <b>2000 Al Simmons</b> , University of California-Berkeley<br>Boddy Wyatt, Texas A&M University  |
| <b>1994 Ron Aiken</b> , University of New Mexico<br>Calvin Miller, Oklahoma State University<br>Leon Perry, Marshall University   | <b>2001 Robert Haygood</b> , Riverwood, GA<br>James Lott, Texas A&M-Kingsville<br>Rance Olison, San Antonio, TX<br>Gilbert O'Neal, University of Cincinnati<br>Larry Porter, Arkansas State        |
| <b>1995 Ron Aiken</b> , Vanderbilt University<br>Luther Palmer, Virginia Union University<br>Leon Perry, Marshall University<br>Ron Taylor, University of Tulsa<br>Chris Wilson, Northern Illinois University | <b>2002 Dave Meggett</b> , American International<br>Steven Smith, AFL-Detroit<br>Adrian White, NFL Europe   |

**BOLD** denotes coaches who later coached in the NFL



# The Players





# Flozell Adams

## Tackle

6'7" ★ 357 ★ 5/18/75

Michigan State  
D-2 for '98 (38th overall)

NFL: 6th Year ★ Cowboys: 6th Year



**GAMES/STARTS** (regular season, playoffs): 1998 (16/12, 1/1), 1999 (16/16, 1/1), 2000 (16/16), 2001 (16/16), 2002 (16/16). Total - 80/76, 2/2.

**PRO:** In five NFL seasons, Flozell Adams has proven himself to be one of the league's reliable young offensive tackles. After seeing extensive time at right guard as a rookie, Adams has now started 64 consecutive games at left tackle since making the switch in 1999. A picture of durability in recent years, his string of 69 consecutive starts is the longest active streak on the club. His consistency has made him a key figure in a Dallas line that has allowed just 166 sacks in the last 80 games (2.1 per game). With tremendous natural strength and athletic ability, he has rapidly developed into one of the NFL's most promising performers at tackle and is becoming a fixture on the Dallas line. His natural athletic talents have also made him an imposing figure on the Cowboys field goal/PAT defensive unit, where he has blocked four opponents' kicks in his career. Evidence of Adams's effectiveness along Dallas' offensive line can be seen in Emmitt Smith's rushing production. Over the past five seasons, Smith rushed for 5,928 yards, the fifth most in the NFL during that time span, and moved into the No. 1 spot on the all-time NFL rushing list. A Dallas back has rushed for over 100-yards 28 times in Adams' 76 career starts. At 6-7, he is the tallest member of the Cowboys roster.

**2002:** In a season plagued by injuries and uncertainty on the offensive line, Adams was the one constant as he was the only Cowboys offensive lineman to start and finish every game. After missing a large amount of training camp with a hyperextended right knee (Aug. 6), Adams returned to the starting lineup for the opener at Houston (9/8) and helped Dallas rush for 155 yards. In the win over Tennessee (9/15), he played a key role as the offensive line allowed just one sack in 25 pass plays. After reshuffling the line at St. Louis (9/29), Adams anchored a unit that allowed two sacks in 38 pass plays while helping the Cowboys rush for 112 yards in the last second victory over the defending NFC Champions. In the Cowboys loss to the Giants (10/6), the Dallas line helped rack up 340 yards, including 249 in the air, against the NFL's second ranked defense at the time. The line allowed just two sacks in 44 pass plays against New York. He was the only Dallas offensive lineman to start and play the entire Carolina (10/13) game as Dallas produced 148 yards and 14 points in the fourth quarter to nab a 14-13 win. In the loss to Seattle (10/27), Adams played a key role in NFL history as Smith ran for 109 yards on 24 carries (4.5 avg.) and became the League's all-time leading rusher with an 11-yard run in the fourth quarter. It was Smith's first 100-yard game of the season, and his record breaking run came over Adam's (left) side of the line. In the win over Jacksonville (11/24), the Dallas line provided time for Chad Hutchinson to throw for 301 yards, while the unit helped pace the Cowboys to 118 rushing yards. The 405 net yards against the Jaguars was a season-high. In the Thanksgiving Day victory over Washington (11/28), Adams helped lead the way for a season-high 211 rushing yards, including a season-best 144 yards by Smith, who went over the 17,000 yard mark for career rushing and recorded his fourth consecutive 100-yard day against the Redskins. Adams suffered a sprained left ankle early in the second quarter but returned in the second half. He also blocked his fourth career kick when he got his hands on a James Tuthill field goal attempt in the second quarter. In the loss to San Francisco (12/8), he helped hold the 49ers without a sack in 28 pass plays, marking the first time in 2002 that the Dallas line had not allowed a sack.

**2001:** As part of a line that helped Dallas finish third in the NFL in rushing at 136.5 yards-per-game, Adams extended his club-long streak of consecutive starts to 53 (48 at left tackle). The 2,184 rushing yards Dallas gained for the season was the second best total by a Cowboys' team in the last 20 years (1995 - 2,201). Also excelling at pass blocking, the line allowed just 34 sacks in 447 pass plays. Just 12 teams allowed fewer and only eight teams lost fewer yards due to sacks than the 190 lost by Dallas. For the season, opponents were held to two sacks or less in a game 10 times. That streak started Week One when the vaunted Tampa Bay (9/9) defense was limited to just two sacks while allowing Dallas to rush 23 times for 99 yards (4.3 avg.). The following week saw the line create holes in the San Diego (9/23) defense as Smith ran for 85 yards on 17 carries (5.0 avg.) and moved past Barry Sanders into second on the NFL's all-time rushing list. Adams excelled on special teams at Philadelphia (9/30), blocking his first career PAT after having blocked two field goals in 1999. Against Washington (10/15), Adams helped lead Smith (107 yards) to his first 100-yard rushing game of the season and Dallas to 211 yards on the ground. He was also part of an offensive line that opened the way for Troy Hambrick (127 yards) and Michael Wiley (85) to rush for 207 yards and a 6.3 yards-per-carry average at Atlanta (11/11). Against Philadelphia (11/18), Adams helped Dallas rush for 132 yards on 23 carries (5.7 avg.) against the NFL's eighth ranked run defense. Working against Hugh Douglas most of the day, Adams limited him to one tackle. He helped Dallas to its third 200+





yard rushing day of the season as the Cowboys ran 44 times for 215 yards, including a 102-yard effort from Smith, at Washington (12/2). The pass protection was again stellar against the N.Y. Giants (12/9), as Adams and his co-workers helped limit the Giants, who entered the game ranked fifth in the league in sacks-per-pass play, to two sacks in 29 pass plays. Smith logged a season-high 128 yards at Arizona (12/23), and the offensive line allowed just one sack in 30 pass plays. In the Cowboys upset win over San Francisco (12/30), Adams and the line led the way to 186 rushing yards, including 126 by Smith, and limited the 49ers to one sack as Quincy Carter threw for a season-high 241 yards. The Cowboys offensive line closed out the season with a sackless performance at Detroit (1/6/02) and led the way as Smith gained 77 rushing yards – putting him over the 1,000-yard mark for the 11th consecutive season, an NFL record.

**2000:** In his second season as the Cowboys starting left tackle, Adams was part of an offensive line that allowed 35 sacks in 480 pass plays on the season. Only 12 teams surrendered fewer sacks than Dallas. In six games, opponents were held to one sack or less. During Troy Aikman's final 172 pass attempts of the season, the Dallas line allowed him to be sacked only four times – once every 43 attempts. In addition to pass protection, Adams helped Smith (1,203) eclipse the 1,000-yard barrier for the 10th consecutive season. Adams' work also allowed the Cowboys to average 4.2 rushing yards-per-carry for the year, a mark the club has topped just twice in the past 12 seasons. Only four NFC clubs posted a better yards-per-carry average in 2000. Adams' blocking at Arizona (9/10) helped limit the Cardinals to one sack in 35 pass plays as Randall Cunningham threw for 243 yards and three touchdowns. Adams helped lead Smith to his first 100-yard rushing game of the year at Carolina (10/1) when Smith romped for 132 yards on 24 carries (5.5 avg.). In the rematch against Arizona (10/22), the Cowboys rushed for 200 yards, including 112 by Smith, while allowing just one sack. Against Jacksonville (10/29), Smith again eclipsed the 100-yard mark with 102 yards on 24 carries. Adams helped Smith clear the 100-yard barrier for the third consecutive week at Philadelphia (11/5) as Dallas rushed for 204 yards against the league's ninth ranked defense entering the game. Adams and the offensive line held Cincinnati (11/12) sackless in 37 pass attempts, and then duplicated the feat by holding Minnesota (11/23) without a sack in 43 pass attempts. The line's work against the Vikings also allowed Smith to rush for 100 yards on 12 carries before leaving the game in the third quarter with a concussion. For the sixth time during the season, Adams and company led Smith past the 100-yard mark against Washington (12/10) as he rushed for 150 yards. Against the Redskins, the Cowboys rushed for 242 yards as a team, marking the most rushing yards by the Dallas offense since recording 271 yards on the ground at Philadelphia on Oct. 31, 1993.

**1999:** Adams was the only Dallas offensive lineman to start all 16 regular season games, and he provided the production of a seasoned veteran in his first season at left tackle. He was a key part of an offensive line that allowed just 24 sacks in 531 pass plays (one every 22.1 pass plays), the second fewest sacks allowed in the NFL. The Dallas line also allowed one sack or less in nine regular season games, including five of the final six games. In addition, Adams helped Smith to his highest single season rushing total (1,397) since 1995, while enabling the Pro Bowl running back to collect more 100-yard rushing games (nine) than in any other season in his career other than 1995. In his first NFL start at left tackle, at Washington (9/12), he helped lead the way for a Dallas offense that gained 541 total yards, the highest offensive output by Dallas since Sept. 15, 1985 when the team gained 554 yards against Detroit. In addition, Aikman was sacked just one time in 50 pass plays in the overtime win over the Redskins. The following week, Smith gained 109 yards in a win over Atlanta (9/20), marking just the third time in 29 games that the Falcon defense had allowed a 100-yard rusher. In the win over Green Bay (11/14), Adams and Co. provided run blocking that helped spring Dallas' ground game to 149 yards on 34 carries despite Smith missing the game with an injury. On special teams, Adams blocked a Ryan Longwell field goal, marking the first blocked field goal by a Dallas offensive player since Doug Cosbie blocked one against the St. Louis Cardinals on Oct. 21, 1979. Two weeks later in the Thanksgiving Day win over Miami (11/25), Adams blocked a 47-yard field goal attempt by Olindo Mare in the second quarter. That effort tied the club record for blocked field goals in a season (two), as Adams became the 11th player in club history to accomplish that feat and the first since Leon Lett in 1994. In that same Miami game, the Cowboys offensive line permitted just one sack in 30 passing plays and helped lead Smith to 103 yards rushing against what was the NFL's sixth ranked defense going into the game. Dallas finished the season as the NFL's sixth ranked rushing offense, averaging 128.2 yards-per-game.

**1998:** The Cowboys second-round choice (38th overall), Adams was forced into extended work as a rookie after injuries to right guard Everett McIver. He started 10 games in place of McIver, who suffered serious injuries to both knees. Adams' 12 total starts were the most ever by a Dallas rookie offensive lineman. Although inexperienced, and playing a new position, he earned All-Rookie recognition and was a key part of a Dallas line that allowed just 19 quarterback sacks – the fewest in the NFL. Adams was marked ready for duty in the Dallas opener against Arizona (9/6), where he was used as a third tight end on short yardage situations. Adams wound up playing the final three quarters of the game at right tackle after starter Erik Williams was ejected. Adams helped the Dallas offense amass 444 total yards (188 rushing) against the Cardinals – both totals were the team's highest since 1996. In addition, the offensive line did not allow a sack of Aikman in 32 pass plays. The next three weeks, Adams saw considerable action at tight end as a short yardage blocker, and earned a starting assignment against Oakland (9/27) as the team opened the game in a two-tight end set. After McIver went down with his first knee injury at Washington (10/4), Adams earned his first start at right guard against Carolina (10/11). Against the Panthers, Dallas rolled up 428 yards of total offense while the line allowed just two sacks in 24 pass plays. In his first five starts at right guard, Adams helped Smith rack up four 100-yard rushing games, including a season-high 163 yards on 29 carries (5.6 avg.) against the N.Y. Giants (11/8). In that battle with the Giants, the Dallas offensive line allowed no sacks to a New York defense that led the NFL in sacks during the 1998 season. Adams did not



## FLOZELL ADAMS

PLAYERS


start against Seattle (11/22), but he entered the game when McIver tore the anterior cruciate ligament in his left knee. Adams started the remaining five regular season games at right guard and earned his first postseason experience by starting against Arizona (1/2/99) in the playoff loss at Texas Stadium.

**COLLEGE:** Adams spent three years in the starting line-up for Michigan State, and during that time, the Spartans went to three straight bowl games for only the second time in school history. They also had a running back top the 1,000-rushing yard mark each season. Adams started the final 28 games of his career at tackle, and in 34 career starts, he helped a Spartan running back reach the 100-yard mark 21 times. As a senior, Adams moved from right tackle to left tackle and picked up All-America honors and was named the Big Ten Offensive Lineman of the Year by the league's head coaches. One of four offensive linemen who were semi-finalist for the Outland Trophy and Lombardi Award, Adams earned postseason invitations to the East-West Shrine Game and Senior Bowl all-star games. He was a second team All-Big Ten selection at right tackle following his junior and sophomore seasons.


**PERSONAL:** A high school All-America and all-state selection as a two-year starter on the offensive line at Proviso West High School in Maywood, Ill., Adams also lettered three times in wrestling and four times in track (shot put). He advanced to the state heavyweight wrestling finals as a junior. Adams earned his degree in criminal justice from Michigan State and is a cousin of former NBA guard Hersey Hawkins. Since joining the Cowboys, Adams has participated in the offensive line's support of The Rise School of Dallas with the "First Downs for Down Syndrome" project. In the fall of 2001, the entire offensive line helped paint a Dallas Cowboys Pegasus with the children from The Rise School. The Pegasus, a project to promote the City of Dallas, was donated to the school for a charitable fundraiser. He also served as a guest speaker for the Coppell, Texas, High School football team as part of the NFL High School Tuesday program. The program encourages NFL teams to visit a local high school to speak on the importance of education and the benefits associated with sports.

### ADAMS COWBOYS TOTALS

**Blocked PATs:** @ Philadelphia, 9/30/01  
**Blocked Field Goals:** vs. Green Bay, 11/14/99  
vs. Miami, 11/25/99  
vs. Washington, 11/28/02



**Larry Allen**  
**Guard**  
**6'3" ★ 335 ★ 11/27/71**  
**Sonoma State**  
**D-2 for '94 (46th overall)**  
**NFL: 10th Year ★ Cowboys: 10th Year**



**GAMES/STARTS** (regular season, playoffs): 1994 (16/10, 2/2), 1995 (16/16, 3/3), 1996 (16/16, 2/2), 1997 (16/16), 1998 (16/16, 1/1), 1999 (11/11, 1/1), 2000 (16/16), 2001 (16/16), 2002 (5/5). Total - 128/122, 9/9.

**PRO:** As a member of the NFL's All-Decade team for the 1990's, Larry Allen is widely recognized as one of the NFL's premier offensive linemen, and he has established himself as the most decorated offensive lineman in Dallas Cowboys history. In nine NFL seasons since being drafted out of tiny Sonoma State, he is already a seven-time All-Pro selection, six times at guard (1995-97, 1999-01) and one at tackle (1998). With his Pro Bowl selection at tackle in 1998, he became just the third player in league history to be selected to the Pro Bowl at more than one offensive line position during his career, joining Bruce Matthews (guard/center) and Chris Hinton (guard/tackle). An ankle injury in the second week of the 2002 season limited Allen to five games and snapped his seven-year string of trips to the Pro Bowl, the fourth longest streak in club history and the standard for Pro Bowl selections by a Dallas offensive lineman. Allen will be fully recovered from his injury this season and looking to tie Emmitt Smith as the only Dallas offensive player to be selected to eight Pro Bowls. Bob Lilly (11), Mel Renfro (10) and Randy White (9) are the only other Cowboys to be selected to the NFC squad more times than Allen. He has played all but one position along the offensive line in his nine seasons in Dallas, moving between right tackle (1994), right guard (1995-97), left tackle (1997-98) and left guard (1999-01). During his illustrious career, Allen has been a member of an offensive unit that has posted the four lowest sacks allowed totals in club history with 18 in 1995, 19 in 1996 and 1998, and 20 in 1994. He also played a very important part in Smith's race toward the all-time NFL rushing mark, having played a role in eight of Smith's 11 one thousand-yard rushing seasons. Smith gained 11,463 of his 17,162 career yards after Allen joined the Cowboys in 1994. With a career-best bench press of 700 pounds, and a squat lift of 900 pounds, Allen is also considered to be the strongest man to ever play professional football. In March of 2002, Allen signed a contract extension that all but assures the perennial All-Pro will finish his illustrious career as a Dallas Cowboy. Allen joins Darren Woodson as the only players on the Cowboys roster to have been members of the club's Super Bowl XXX team.





**2002:** Allen's 2002 season was a rough one physically as he fought through off-season surgery and a nagging early season ankle sprain that limited him to five starts for the season. Due to off-season rotator cuff surgery on his left shoulder, Allen was limited in training camp and saw action in just the final two pre-season games. Entering the regular season, he was selected an offensive captain by his teammates. In the season opener at Houston (9/8), Allen manned his usual left guard spot as Dallas rushed for 155 yards. The following week against Tennessee (9/15), he suffered a sprained left ankle in the second quarter. Allen attempted to return in the second half but lasted just two plays before returning to the sideline. Because of the injury, Allen was inactive at Philadelphia (9/22). During practice the week leading up to the St. Louis game (9/29), he moved to right tackle and opened the game at that position before re-aggravating his sprained left ankle and leaving the game in the first quarter. He was back in the lineup at right tackle against the N.Y. Giants (10/6) but came out during the first drive after aggravating his left ankle. He battled the pain and was in and out of the game in the second half at left guard for Kelvin Garmon who had suffered a hip injury. His play helped Dallas rack up 340 yards against the NFL's ninth ranked defense. Following the trade of Garmon to San Diego, Allen returned to left guard against Carolina (10/13) but came out of the game in the second quarter because of continued pain in the ankle. In an attempt to let the injury heal, Allen was inactive the next three games. He returned to practice the week leading up to the Indianapolis game (11/17) but was still in too much pain and was inactive for the fourth straight game. On Nov. 21, his season came to an end when he was placed on injured reserve. He underwent successful surgery on Dec. 3 to remove bone spurs from his left ankle.

**2001:** Allen closed out the season by being named All-Pro by the Associated Press for the seventh consecutive season. He was also named a Pro Bowl starter at guard, although he did not attend the game in Hawaii due to elbow surgery that was performed after the season (Jan. 18, 2002). It was his seventh consecutive Pro Bowl selection and the most ever by a Dallas offensive lineman. Allen played a key role in a Dallas offensive line that helped the Cowboys finish third in the NFL in rushing at 136.5 yards-per-game. The 2,184 rushing yards Dallas gained for the season was the second best total by a Cowboys' team in the last 20 years (1995 - 2,201). The Dallas offensive line also helped Smith rush for an NFL-record 11th consecutive 1,000-yard season. The Dallas offensive line allowed 34 sacks in 447 pass plays in 2001, only 12 teams allowed fewer sacks for the year and only eight teams lost fewer yards due to sacks than the 190 lost by Dallas. Ten times opponents were held to two sacks or less during the season. In the season opener against Tampa Bay (9/9), Allen helped limit All-Pro DT Warren Sapp to one tackle and no sacks, while the Cowboys were able to rush for 99 yards on 23 carries (4.3 avg.). In the Cowboys next game against San Diego (9/23), Allen led the way as Smith ran for 85 yards on 17 carries (5.0 avg.) and moved past Barry Sanders into second on the NFL's all-time rushing list. In the Cowboys Monday night win over Washington (10/15), Allen and Co. helped lead Smith (107 yards) to his first 100-yard rushing game of the season and Dallas to 211 yards on the ground for the evening. At Atlanta (11/11), Allen played a part in an effort that opened the way for Troy Hambrick to gain 127 rushing yards and Michael Wiley to add 85 en route to the Cowboys gaining 207 yards (6.3 avg.) for the day. In a home loss to Philadelphia (11/18), Allen helped Dallas rush for 132 yards on 23 carries (5.7 avg.) against the NFL's eighth ranked run defense. Allen played a key role in Dallas' 20-14 win at Washington (12/2), helping the Cowboys log their third 200+ yard rushing day of the season as the team ran 44 times for 215 yards (4.9 avg.), including 102 yards from Smith. The Cowboys surprise 27-21 win over San Francisco (12/30) was sparked by a Dallas line that helped account for 186 rushing yards, including 126 by Smith. The Cowboys also helped limit the 49ers to one sack on 26 pass plays as QB Quincy Carter threw for a season-high 241 yards. Allen personally limited Dana Stubblefield to three tackles on a day when the Cowboys ran 44 times.

**2000:** For the sixth consecutive season, Allen was selected to the NFC Pro Bowl squad and garnered consensus All-Pro and All-NFC honors for his work. He was part of a unit that allowed just 35 sacks in 480 pass plays during the year, and six times during the season opponents were held to one sack or less. On the ground, Dallas averaged 4.2 yards-per-carry, a mark the club has topped just twice in the last 12 seasons. Only four NFC clubs posted a better yards-per-carry average. Despite suffering a fractured right hand in practice on July 20, Allen returned to action by the end of preseason and started all 16 games. Against Arizona (9/10), Allen's blocking helped limit the Cardinals to one sack while protecting Randall Cunningham as he completed 24-of-34 passes for 243 yards and three touchdowns. The next week at Washington (9/18), he was a key part of an offensive line that helped Dallas rush for 153 yards and allowed just one sack in 24 pass plays. Smith posted his first 100-yard rushing effort of the season at Carolina (10/1), picking up 132 yards on 24 carries (5.5 avg.). Allen's blocking against Arizona (10/22) keyed the offense as it picked up 347 total yards, including 200 rushing - 112 by Smith - and allowed just one sack. For the second straight week, Smith topped the century mark with 102 yards on 24 carries against Jacksonville (10/29), and he posted his third straight 100-yard game as the Cowboys ran for 204 yards against the league's 10th ranked defense at Philadelphia (11/5). Not content to merely run block, the line did not allow a sack in 37 pass attempts against Cincinnati (11/12) or in 43 pass attempts against Minnesota (11/23). In addition, Smith ran for 100 yards on 12 carries against the Vikings before suffering a third quarter concussion. At Tampa Bay (12/3) against the league's sixth ranked defense in sacks-per-pass play, Allen and the line helped limit the Bucs to two sacks in 35 pass plays. Personally, Allen helped limit Warren Sapp to two tackles on the day and the entire Tampa Bay starting defensive line to six tackles. Smith rushed for 150 yards and a touchdown against Washington (12/10) and the NFL's fourth ranked defense. In all, the Cowboys ran for 242 yards against the Redskins, the most by a Dallas offense since recording 271 yards on the ground at Philadelphia on Oct. 31, 1993.

**1999:** Despite starting in his third line position in as many years and missing five games due to injury, Allen was selected to his fifth consecutive Pro Bowl while earning consensus All-Pro honors. He earned this



recognition as part of a line that allowed the second fewest sacks (24) in the NFL (Indianapolis - 14) and one or fewer sacks in nine-of-16 games. The Dallas line also led the way for Smith to rush for 1,397 yards. In Allen's first career start at left guard at Washington (9/12), he helped lead the way as the Cowboys gained 541 total yards while surrendering only one sack in 50 pass plays. The offensive output against the Redskins was Dallas' highest yardage total since gaining 554 yards on Sept. 15, 1985 against Detroit. Against Atlanta (9/20), he helped lead the way as Smith (109 yards) became just the third player in the last 29 games to rush for over 100 yards against the Falcons. His blocking helped the Cowboys line allow only one sack in 40 pass plays at Philadelphia (10/10), and he helped limit the Redskins (10/24) to no sacks in 32 pass plays. At Minnesota (11/8), Allen's blocking helped spring Smith to 140 rushing yards and two touchdowns in the first half as the Dallas offense rolled up 205 rushing yards for the game. While helping the Cowboys ground game accumulate 149 yards against Green Bay (11/14), Allen sprained the medial collateral ligament in his right knee during the third quarter and did not return. He missed the first game of his career at Arizona (11/21), snapping strings of 97 consecutive games played and 90 consecutive starts. His knee sprain caused him to miss the next four games as well. He returned to the starting lineup at New Orleans (12/24) and helped the Dallas line surrender no sacks on 39 pass plays while helping Smith rush for his eighth 100-yard game of the season. In the season finale against the N.Y. Giants (1/2/00), Smith recorded his ninth 100-yard game of the year and the line did not allow a sack in 33 pass plays. The Cowboys offensive line closed the regular season by not allowing a sack on the final 94 pass plays of the season. The line again surrendered only one sack in 39 pass plays in an NFC Wild Card Playoff Game at Minnesota (1/9/00) while helping Smith rush for 99 yards, including a Dallas postseason record 65-yarder. Allen underwent arthroscopic surgery on Jan. 18, 2000 to remove loose bodies from his right knee.

**1998:** After starting the final three games of 1997 at left tackle, Allen was penciled into the position from day one of the 1998 season. In his first full season guarding Troy Aikman's blindsides, he earned consensus All-Pro and All-NFC honors. When Allen's peers voted him to the NFC Pro Bowl squad at tackle, he became just the third player in league history to be selected to the Pro Bowl at more than one offensive line position during his career. Allen earned that recognition as a vital cog in an offensive line that allowed just 19 sacks for 110 yards in 493 pass plays for the season - fewest in the NFL. His blocking also helped Smith to seven 100-yard rushing days and 1,332 yards. In the season opener against Arizona (9/6), Allen debuted at his new position and helped Dallas amass 444 total yards (188 rushing) - both totals were the highest since 1996. In addition, the offensive line did not allow a sack of Aikman in 32 pass plays. In an October match-up at Washington (10/4), Allen helped lead the way as Dallas had two running backs top the 100-yard mark for just the third time in club history. Smith finished with 120 yards and one touchdown while Chris Warren added 104 yards and two touchdowns. In November, Allen faced four of the NFC's top defensive ends in Hugh Douglas (fifth in the NFC with 12.5 sacks in 1998), Chad Bratzke (ninth with 11.0), Simeon Rice (tied for 11th with 10.0) and John Randle (10th with 10.5). His streak started at Philadelphia (11/2) when he limited Douglas to one tackle and no sacks. The next week against Bratzke and the N.Y. Giants (11/8), his blocking helped Smith rush for 163 yards on 29 carries (5.6 avg.), and the Dallas offensive line allowed no sacks to a Giants defense that led the NFL in sacks in 1998. At Arizona (11/15), Allen, while limiting Rice to one tackle, was part of a line that allowed no sacks to the Cards defense and helped lead Smith to 118 yards and three touchdowns. Seattle brought the AFC's top sacking defense of 1998 into Dallas (11/22) and came away with just one sack (on an Aikman fumble), while the Cowboys ran for 173 yards on the day. Allen closed out his dominating month against John Randle and the Minnesota Vikings (11/26), limiting him to one tackle and no sacks in 81 offensive plays. In addition, Allen helped set a new club record for pass attempts in a game without a sack (57) and led the way as Smith rushed for three touchdowns to tie Marcus Allen's NFL record of 123 career rushing scores. In the regular season finale against Washington (12/27), Allen was part of a blocking unit that saw Smith run for two more touchdowns to break the NFL's all-time rushing touchdown record.

**1997:** After spending part of training camp working at left tackle, Allen returned to his right guard spot for the first 13 games of the season. He started his third season at right guard at Pittsburgh (8/31) and helped Dallas gain 380 total yards, including 295 passing yards while not allowing a sack. This kind of play kept Aikman healthy and in the starting lineup for every game for the third straight season. In a win over Philadelphia (9/15), Allen suffered a strained left hamstring in the second quarter and did not return to action. Following the bye week, he returned to the starting lineup against Chicago (9/28) but was forced out of the game in the second quarter when he did not have the strength in his left leg to effectively block. Allen was back in the starting lineup the next week at the N.Y. Giants (10/5). After the loss of Mark Tuinei at left tackle at Washington (10/13), Allen slid out to left tackle in third down passing situations against Philadelphia (10/26) and Washington (11/16). In the Redskins game, the line allowed just one sack in 46 pass plays. Allen became the full-time starter at left tackle against Carolina (12/8) and remained there the final three weeks of the season. Despite moving between guard and tackle during the season, Allen was selected to his third straight Pro Bowl at guard and earned first-team All-Pro honors.

**1996:** Allen earned his second consecutive trip to the Pro Bowl, along with consensus All-Pro and All-NFC honors, while the Dallas offensive line led the NFL by allowing just 19 sacks on the season, one shy of the club record set in 1995. In a win at Miami (10/27), Aikman was sacked just once while completing a season-high 33-of-41 pass attempts (80.5%) for 363 yards and three touchdowns. For the third straight year behind Allen, Smith ran for over 1,200 yards while topping 100 yards on the ground four times, including a season-high 155 yards and three touchdowns against Washington (11/28). In the first round of the playoffs, Allen's blocking helped lead the Dallas running game to 255 rushing yards against Minnesota (12/28), the second best postseason total in club history. Smith's 6.8 yards-per-carry average in that game was the third best mark in club history.





**1995:** Allen made his first NFL start at right guard in the season opener at the N.Y. Giants (9/4), helping the Dallas offense roll up 459 yards, including 230 rushing yards – the most by the Cowboys since Oct. 31, 1993. It wasn't until the third game of the season that the Dallas front five allowed a sack, and six times in 1995, Allen and the rest of the line held an opponent sackless. For the season, Dallas finished second in the NFL in fewest sacks allowed with a club record 18. In addition, Aikman was healthy and able to start every game for just the second time in his career, helping Allen earn All-Pro honors. In the regular-season finale at Arizona (12/25), Allen's work with the line enabled Dallas to roll up 474 yards of total offense, the most yardage by a Dallas team since Sept. 15, 1985. The Cowboys finished the season ranked fifth in the NFL in total offense, while Smith gained a club record 1,773 rushing yards, captured his fourth NFL rushing title in five years and scored a NFL record 25 rushing touchdowns. Following the season, Allen, who was in just his first year as a starting guard, was one of a club-record four Dallas offensive linemen to be selected to the Pro Bowl, joining Ray Donaldson, Nate Newton and Mark Tuinei.

**1994:** Allen was forced into the lineup four games into his rookie campaign when Tuinei suffered back spasms at Washington (10/2). He received a game ball for his play, which held the Redskins sackless on the day. The next week against the Cardinals (10/9), Allen earned his first NFL start, at left tackle for Tuinei, and held Clyde Simmons to five tackles and no sacks while the offensive line did not allow a sack in 28 pass attempts. It was the first time a rookie offensive lineman had started for Dallas since Nov. 24, 1991 when Williams started at right tackle against Washington. Allen returned to spot duty the next two weeks, but early in the morning on Oct. 24, Williams was injured in an automobile accident and lost for the season. Allen moved into the starting lineup at Williams' right tackle spot for good at Cincinnati (10/30). The following week, he was part of an offensive line that helped Dallas amass 450 total yards against the N.Y. Giants (11/7). Both he and Tuinei received game balls for helping hold the Saints without a sack in the Monday night victory at New Orleans (12/19). With 10 regular season starts, Allen tied Burton Lawless (1975) and Kevin Gogan (1987) for the most starts on the offensive line as a rookie in club history at that time (Adams broke the mark in 1998). On his way to garnering consensus all-rookie honors, Allen helped Dallas establish a then team record by allowing just 20 sacks – for losses totaling just 93 yards (fewest yards in the NFL). Smith finished the year third in the NFL rushing race with 1,484 yards, and the Cowboys were fifth in the NFL in rushing yards-per-game. In the playoffs, Allen received a game ball against Green Bay (1/8/95) when the Dallas offense picked up 450 total yards and Aikman completed 23-of-30 passes for 337 yards. Allen sprained his left ankle in that game, but returned to action. In the NFC Championship Game at San Francisco (1/15/95), he struggled through three quarters on the injured ankle before leaving the game. Allen was the 10th offensive lineman selected in the NFL Draft and the first player ever drafted from Sonoma State. Taken in the second round (46th overall), it marked the first time since 1981 Dallas had taken an offensive lineman that high.

**COLLEGE:** Allen began his college career at Butte Junior College in Oroville, Calif. (1989-90). After a year off, he enrolled at Sonoma State, a Division II school 45 miles north of San Francisco. In two years with the Cossacks, Allen gave up just one sack. During his senior year, Sonoma State set a mark with 334 rushing yards against Cal-State Hayward. A two-time All-America selection, Allen participated in the East-West Shrine Game and the Senior Bowl. In 1992, the Cossacks were primarily a passing team and established 10 new school records – including most yards gained, most touchdown passes, best gain-per-completion and highest passing efficiency.

**PERSONAL:** A native of Los Angeles, Allen attended a different high school each of his four years of school, finishing at Vintage High School in Napa, Calif. He lettered in football as a freshman at Centennial Senior High in Compton, Calif. Allen has participated in the offensive line's support of The Rise School of Dallas with the "First Downs for Down Syndrome" project. In the fall of 2001, the entire offensive line helped paint a Dallas Cowboys Pegasus with the children from The Rise School. The Pegasus, a project to promote the City of Dallas, was donated to the school for a charitable fundraiser. Larry and wife Janelle have two daughters, Jayla (12/15/94) and Loriana (4/20/00), and a son, Larry, Jr. (7/21/96).



## Richie Anderson

### Fullback

6'2" ★ 230 ★ 9/13/71

Penn State

FA for '03

NFL: 11th Year ★ Cowboys: 1st Year



**GAMES/STARTS** (regular season, playoffs): 1993 (7/0-NYJ), 1994 (13/4-NYJ), 1995 (10/0-NYJ), 1996 (16/16-NYJ), 1997 (16/6-NYJ), 1998 (8/1, 1/0-NYJ), 1999 (16/16-NYJ), 2000 (16/16-NYJ), 2001 (16/16, 1/1-NYJ), 2002 (16/16, 2/2-NYJ). Totals – 134/91, 4/3.

**PRO:** After playing under new Cowboys Head Coach Bill Parcells for three seasons with the N.Y. Jets (1997-99), Richie Anderson chose to re-join his former coach in Dallas as an unrestricted free agent.



Anderson is a veteran fullback who has the ability to make plays blocking, carrying the ball or catching passes out of the backfield. He finished his 10-year career with the Jets tied for ninth in club annals with 305 career catches, making him the most prolific pass catching running back in Jets history. He also averaged 3.8 yards-per-carry (191 rushes for 722 yards) during his stint in New York. His blocking helped lead Curtis Martin to 6,562 rushing yards and 44 touchdowns over the past five seasons – the most rushing yards of any NFL running back over that time span. Also during Anderson's 10 years in New York, the Jets had a running back eclipse the 1,000-yard rushing mark seven times (Martin – 5, Adrian Murrell – 2). Anderson's blocking skills and his ability to make plays out of the backfield will provide Dallas with a quality third down back who has the ability to step in and play every down as the team's blocking fullback.

**2002:** Anderson finished his 10th season fourth on the Jets with 45 catches for 257 yards and a touchdown, and he carried the ball five times for 27 yards. While starting all 16 regular season games for the fourth consecutive year, he keyed the running game with his blocking, helping lead running back Martin to 1,094 rushing yards and a 4.2 yards-per-carry average. Anderson kicked off the season by catching three passes for 19 yards at Buffalo (9/8) and five passes for 28 yards against New England (9/15). He caught another four passes for 28 yards at Miami (9/22). He added a 16-yard carry against Kansas City (10/6) as part of a 147-yard rushing day by the Jets. Against the Chiefs, New York averaged 5.4 yards on 27 carries. After posting a two catch for seven yard performance against Minnesota (10/20) and a three catch for 16 yards effort against Cleveland (10/27), Anderson caught a season- and team-high seven passes for 56 yards at San Diego (11/3). His blocking against the Chargers helped the Jets rush for 165 yards on 30 carries (5.5 avg.). After catching two passes against Miami (11/10), he put a string of one catch games together at Detroit (11/17), against Buffalo (11/24), at Oakland (12/2) and against Denver (12/8). Anderson helped New York rush for a season-high 189 yards on 39 carries (4.8 avg.) in the Lions contest and 155 yards on 37 carries (4.2 avg.) in the Bills game. He began a late season push by catching three passes for 23 yards at Chicago (12/15), making him the Jets all-time leading receptions leader among running backs. He also led the way for the Jets to rush for 134 yards on 24 carries (5.6 avg.) against the Bears. The next week at New England (12/22), he tied for the team lead with five receptions for 34 yards. He closed the regular season against Green Bay (12/29) by hauling in two passes for nine yards and a score while helping New York rush for 129 yards on 29 carries (4.4 avg.). He then kicked off the Jets postseason by totaling 66 yards on two receptions – including a career-long 56-yard scoring catch-and-run on a screen pass – against Indianapolis (1/4/03). In the Jets loss at Oakland (1/12/03), he caught two passes for 20 yards while carrying the ball twice for eight yards.

**2001:** Anderson started all 16 regular season games for the third consecutive season and finished fourth on the team in receptions (40) and fifth in receiving yards (252) with two receiving touchdowns while adding 102 rushing yards on 26 carries. His work as a blocker helped running back Martin rush for a club-record 1,513 yards and finish second in the NFL in rushing (Priest Holmes, 1,555). Anderson opened the season against Indianapolis (9/9) by tying for the team lead with six catches for 53 yards and a touchdown while carrying the ball twice for 21 yards. His blocking helped the Jets total 135 rushing yards on 29 carries against the Colts. He followed the performance with a two catch for 10 yards and three carries for five yards game at New England (9/23). At Buffalo (10/7), he caught two passes for nine yards and a touchdown while picking up eight yards on his only carry of the day. The following week against Miami (10/14), Anderson led the way as Martin rushed for 120 yards and a score on 22 carries. Anderson also rushed once for five yards and caught a 10-yard pass against the Dolphins. Anderson then caught four passes for 34 yards and rushed twice for 13 yards against St. Louis (10/21). He posted another four reception day (12 yards) at Carolina (10/28) while adding 12 rushing yards on two carries. He caught three passes for 42 yards – including a season-long 22-yarder – against Kansas City (11/11) while carrying the ball twice for 10 yards and paving the way for Martin's 113-rushing yard, three touchdown performance. He picked up 21 yards on five catches and 10 yards on two carries at Indianapolis (12/23). In an AFC Wild Card Playoff Game at Oakland (1/12/02), Anderson was second on the team with six catches for 33 yards and a touchdown in the Jets 38-24 loss.

**2000:** In earning his first Pro Bowl appearance as the AFC's starting fullback, Anderson led the Jets with a team- and career-high 88 catches for 853 yards and two touchdowns while rushing for 63 yards on 27 carries. His blocking helped spring Martin to 1,204 rushing yards. Anderson's performance also earned him All-Pro honors from *College and Pro Football Newsweekly*, *Football Digest* and *USA Today*. He opened the season with three receptions for 41 yards at Green Bay (9/3). In a Week Two Monday night match-up against New England (9/11), he led the team with six catches for 88 yards, including five grabs in the fourth quarter as New York erased a 19-7 deficit to win 20-19. Anderson then contributed four catches for 29 yards against Buffalo (9/17) and six catches for 39 yards at Tampa Bay (9/24). After catching four passes for 34 yards and rushing three times for 10 yards at New England (10/15), he recorded a career-high while leading the team with 12 receptions for 109 yards against Miami (10/23). Seven of his catches against the Dolphins came in the fourth quarter and overtime as the Jets fought back from a 30-13 deficit to defeat Miami 40-37. The following week at Buffalo (10/29), he totaled 24 yards on six receptions. He posted his longest rushing attempt of the season with a nine-yard carry against Denver (11/5). In the Jets rematch at Miami (11/19), he caught five passes for 53 yards before recording six receptions for 69 yards and his first touchdown of the season against Chicago (11/26). While catching five passes for 75 yards and rushing four times for nine yards against Indianapolis (12/3), Anderson helped lead the way for Martin to rush for a team-record 203 yards on 30 carries. In his 100th career game, Anderson caught a team-high eight passes for 103 yards at Oakland (12/10). He caught five passes for 22 yards against Detroit (12/17) before closing the season with 11 catches for a career-high 139 yards and a score at Baltimore (12/24).





**1999:** Playing in the F-back position (fullback/tight end hybrid), Anderson finished fourth on the team in receptions (29) and receiving yards (302) while adding three touchdowns. He also rushed for 84 yards on 16 carries while helping lead the way for Martin to rush for a then club-record 1,464 yards with six 100-yard rushing days. Anderson kicked off the year by catching a 27-yard touchdown pass and gaining 16 yards on his only carry of the day against New England (9/12). After catching three passes for 40 yards at Buffalo (9/19), he caught a team- and season-high five passes for 71 yards against Washington (9/26). He totaled four receptions for 14 yards against Jacksonville (10/11) and an eight-yard catch to go with 21 rushing yards on four carries at New England (11/15). Against Buffalo (11/21), Anderson caught two passes for 21 yards – including a 20-yarder that pushed him over the 1,000-career receiving yard mark – then recorded two receptions for 13 yards and two rushes for 12 yards at Indianapolis (11/28). He closed out the season by rushing twice for 15 yards at Miami (12/27) and catching three passes for 43 yards – including a season-long 29-yarder – against Seattle (1/2/00).

**1998:** Anderson totaled three catches for 12 yards and a two-yard carry while seeing extensive special teams duty in the eight games in which he played. He also contributed two special teams tackles. He saw action at fullback at Miami (12/13), springing Martin on a nine-yard touchdown run in the Jets 21-16 victory. He started at fullback in the regular season finale against New England (12/27) for the injured Keith Byars and helped Martin rush for his team-record eighth 100-yard rushing game of the season. After seeing special teams action in New York's divisional playoff win over Jacksonville (1/10/00), he did not play in the AFC Championship Game at Denver (1/17/00).

**1997:** Anderson saw action in all 16 games, starting six, and finished with 70 rushing yards on 21 carries and 150 receiving yards and a touchdown on 26 receptions. He opened the season at Seattle (8/31) by helping Murrell rush for 136 yards on 24 carries (5.7 avg.). Anderson posted a season-high four receptions for 37 yards against Oakland (9/21). He made his first start of the season at Cincinnati (9/28) and scored his only touchdown of the year on a seven-yard pass from Neil O'Donnell in the fourth quarter. He finished with a season-high tying four catches for 28 yards while leading the way for Murrell to rush for a season-high 156 yards. Anderson rushed for a season-high 28 yards on four carries at Miami (11/9).

**1996:** Anderson posted the best statistical year of his young career when he caught 44 passes for 385 yards and carried the ball 47 times for 150 yards while starting every game at fullback. His 385 receiving yards were the most by a Jets fullback since Clark Gaines totaled 469 receiving yards in 1977. Anderson's work as a blocker was instrumental in Adrian Murrell gaining 1,249 rushing yards on the season. Anderson carried the ball a season-high seven times for 38 yards and caught three passes for 24 yards at Jacksonville (10/13). Against New England (11/10), he recorded 85 receiving yards – including a career-long 48-yard catch.

**1995:** Playing in only 10 games, Anderson registered five carries for 17 yards and five receptions for 26 yards. He saw limited action throughout the season on special teams and at fullback. He missed the game against New England (11/5) with the flu, then missed the game against Seattle (11/26) with a high ankle sprain on his right leg suffered during the week. He missed the final four games of the season after being placed on Reserve/Injured with the ankle injury.

**1994:** Despite seeing action in only 13 games as a reserve (four starts), Anderson finished second on the team with 207 rushing yards and a touchdown on 43 carries and fifth with 25 receptions for 212 yards and a touchdown. He totaled four plays of 20 yards or more during the season. He scored his first professional touchdown on a one-yard jaunt in the season opener at Buffalo (9/4). He started his first career game at fullback for an injured Brad Baxter against Denver (9/11) and caught three passes for 22 yards. He scored on a 27-yard reception at Miami (9/18) before suffering a compound dislocation of his finger against Chicago (9/25) that forced him to miss the next three games. He then gained 35 yards on seven rushes in his only start at running back – for an injured Johnny Johnson – against Buffalo (11/6). The next week at Green Bay (11/13), Anderson ran for a career-high 74 yards on seven carries, including a 55-yarder that set up a field goal. He then rushed for 29 yards on four carries at New England (12/4). Anderson started at fullback against San Diego (12/18) and led the team with 23 rushing yards on six carries and seven receptions for 64 yards. He closed the season as the starting fullback at Houston (12/24) and rushed four times for 29 yards.

**1993:** Anderson played in seven games as a rookie and finished sixth on the team with six special teams tackles while returning four kickoffs for 66 yards. He saw his first professional action against Philadelphia (10/3) on special teams. He recorded his longest kickoff return – a 22-yarder – against Miami (11/7) before posting a season-high two special teams stops at Indianapolis (11/14). He missed Weeks 11-15 with an ankle sprain before being placed on Reserve/Injured prior to the season finale at Houston (1/2/94). He was originally a sixth round (144th overall) selection of the Jets in the NFL Draft.

**COLLEGE:** Anderson finished his Nittany Lions career with 1,756 rushing yards and 29 touchdowns on 363 carries and 353 receiving yards and two touchdowns on 37 receptions. He finished second in the nation as a senior with 116 points and 19 touchdowns. He finished his final collegiate campaign with 195 carries for 900 yards and 18 touchdowns while also catching 16 passes for 98 yards and a score. He gained 1,256 all-purpose yards as a junior while leading the team in rushing with 779 yards and one score on 152 carries while catching 21 passes for 255 yards and a touchdown and returning nine kickoffs for 222 yards (24.7 avg.). He redshirted as a sophomore in 1990 after playing mostly as a reserve tailback and returner on special teams as a freshman. He finished his initial campaign with 16 carries for 77 yards while returning seven kickoffs for 156 yards (22.3 avg.).

**PERSONAL:** Anderson was a consensus All-America selection and was named Maryland Player of the Year by *USA Today* as a senior at Sherwood High School in Sandy Spring, Md. He rushed for more than 3,500 yards and 40 touchdowns while averaging 8.0 yards-per-carry during his final two prep cam-

**RICHIE ANDERSON**

paings. The exercise and sport science major also earned honors in basketball and track. Anderson was named the winner of the Jets' NFLPA Byron "Whizzer" White Award for 2000, recognizing the Unsung Hero Award. He has two sons, Richie Anderson II and Reginald.

**PLAYERS****ANDERSON'S NFL TOTALS**

Year	No.	Rushing Yds.	Avg.	Long	TD
1993 (NYJ)	0	0	0.0	0	0
1994 (NYJ)	43	207	4.8	55	1
1995 (NYJ)	5	17	3.4	10	0
1996 (NYJ)	47	150	3.2	11	1
1997 (NYJ)	21	70	3.3	19	0
1998 (NYJ)	1	2	2.0	2	0
1999 (NYJ)	16	84	5.3	16	0
2000 (NYJ)	27	63	2.3	9	0
2001 (NYJ)	26	102	3.9	12	0
2002 (NYJ)	5	27	5.4	16	0
Totals	191	722	3.8	55	2

Year	No.	Rushing Yds.	Avg.	Long	TD
2001 (NYJ)	0	0	0.0	0	0
2002 (NYJ)	3	14	4.7	6	0
Totals	3	14	4.7	6	0

Year	No.	Receiving Yds.	Avg.	Long	TD
1993 (NYJ)	0	0	0.0	0	0
1994 (NYJ)	25	212	8.5	27	1
1995 (NYJ)	5	26	5.2	9	0
1996 (NYJ)	44	385	8.8	48	0
1997 (NYJ)	26	150	5.8	19	1
1998 (NYJ)	3	12	4.0	7	0
1999 (NYJ)	29	302	10.4	29	3
2000 (NYJ)	88	853	9.7	41	2
2001 (NYJ)	40	252	6.3	22	2
2002 (NYJ)	45	257	5.7	15	1
Totals	305	2,449	8.0	48	10

Year	No.	Receiving Yds.	Avg.	Long	TD
2001 (NYJ)	6	33	5.5	9	1
2002 (NYJ)	4	86	21.5	56	1
Totals	10	119	11.9	56	2

**Additional Stats**

**Special Teams Tackles:** 1993 (4-2-6), 1994 (1-1-2), 1995 (2-1-3), 1997 (0-1-1), 1998 (2-0-2). Totals - 9-5-14.

**Kickoff returns:** 1993 (4-66 yds.).

**Single-Game Bests**

Rushing Attempts - 9 @ Green Bay, 11/30/94

Playoffs - 2 @ Oakland, 1/12/03

Rushing Yards - 74 @ Green Bay, 11/30/94

Playoffs - 8 @ Oakland, 1/12/03

Long Rush - 55 @ Green Bay, 11/30/94

Playoffs - 6 vs. Indianapolis, 1/4/03

Receptions - 12 vs. Miami, 10/23/00

Playoffs - 2 vs. Indianapolis, 1/4/03 and

@ Oakland, 1/12/03

Receiving Yards - 139 @ Baltimore, 12/24/00

Playoffs - 66 vs. Indianapolis, 1/4/03

Long Reception - 48 vs. New England, 11/1/96

Playoffs - 56 vs. Indianapolis, 1/4/03

**100-Yard Receiving Games**

139 - @ Baltimore, 12/24/00

109 - vs. Miami, 10/23/00

103 - @ Oakland, 12/10/00

**Top Reception Games**

12 - vs. Miami, 10/23/00

11 - @ Baltimore, 12/24/00

8 - @ Oakland, 12/10/00

7 - @ San Diego, 11/3/02

7 - vs. San Diego, 12/18/94

**Top Rushing Yards Games**

74 - @ Green Bay, 11/13/94

38 - @ Jacksonville, 10/13/96

35 - vs. Buffalo, 11/6/94

29 - @ New England, 12/4/94

29 - @ Houston, 12/24/94



# Justin Bates

## Guard

**6'4" ★ 298 ★ 9/20/79**

**Colorado**

**D-7 for '03 (219th overall)**

**NFL: Rookie ★ Cowboys: Rookie**



**COLLEGE:** An All-Big 12 Conference performer at tackle as a senior, Justin Bates provided leadership and stability for a Buffaloes squad that went 9-3. Bates possesses good quickness off the ball with an explosive straight-ahead burst. He displayed solid drive blocking skills throughout his collegiate career, while also displaying the ability to recognize and handle stunts and blitzes. Bates won the Dean Jacob Van Elk Award for academic excellence. As one of the Buffaloes strongest players, he displayed his versatility by performing at both guard and tackle. Consistency, durability and production were visible characteristics of his very successful collegiate career. Bates will join fellow Colorado linemate Andre Gurode as he battles for a roster spot for a position as a reserve guard in Dallas.

**2002:** Bates was a key player at tackle for a Colorado offensive front that helped the Buffaloes roll up 241.2 yards-per-game on the ground. Overall, the Colorado offense averaged 387.9 yards-per-game. Following his final season, he was named All-Big 12 Conference by the Associated Press and the league's coaches. He was also a member of the Buff's Victory Club after grading out at 85 percent for blocking consistency. Bates made a team-high 23 downfield blocks and added 35 knockdowns as he allowed only 1.5 sacks in 882 plays.

**2001:** As a junior, Bates manned the left tackle position and graded 84.8 percent for blocking consistency as he made 13 touchdown-resulting blocks and 36 downfield blocks. He also allowed only 1.5 sacks for an offense that averaged 434.4 yards-per-game. He played alongside current Cowboys offensive lineman Andre Gurode as the Buffaloes captured the Big 12 Championship Game title with a victory over Texas.





**2000:** Bates started 10 games, lining up at left guard in nine contests and at right tackle against Kansas. He participated in 691 plays and graded out at 84.5 percent for blocking consistency. He totaled five touchdown-resulting blocks and eight downfield blocks while allowing only two sacks.

**1999:** As a redshirt freshman, Bates entered the fall second on the depth chart at strong side guard, but when tackle Victor Rogers went down with a knee injury, he shifted to strong side tackle and started six games. He played in nine games, including the Insight.com Bowl, grading out to 84.4 percent on 315 snaps from scrimmage. He had seven touchdown-resulting blocks and four downfield blocks while allowing only two sacks and two quarterback pressures.

**PERSONAL:** Bates attended Pomona High School in his hometown of Arvada, Colo. As a senior, he earned *Prep Star* All-America honors and was a member of the Big 12 Region's Super 30. *SuperPrep* tabbed him All-America, listing him as the No. 29 lineman in the nation. He was a first-team all-league selection on offense as a junior (honorable mention on defense), and was an honorable mention All-Jeffco pick as a sophomore. He did not allow a quarterback sack as a junior or senior. Bates also lettered in track, placing fifth in the shot put and seventh in the discus at the state meet as a junior and second in both events as a senior. Bates earned degrees in business information systems and finance at Colorado. Bates volunteered at the Children's Museum in Denver and was a volunteer coach for Pop Warner football and a little league roller hockey team. He also volunteered for educational programs such as the National Reading Day and CU's Read with the Buffs at Colorado.



## Willie Blade

### Defensive Tackle

6'3" ★ 315 ★ 2/7/79

Mississippi State

D-7 for '03

NFL: 2nd Year ★ Cowboys: 2nd Year



**PRO:** After failing to make the opening day roster for Dallas and then spending the 2002 season as a game-day deactivation with Houston, Willie Blade looks to rebound in 2003. He was originally drafted in the third round (93rd overall) of the 2001 NFL Draft by the Cowboys, and he brings a big, young body to the defensive line rotation. A late bloomer that has seen his talents grow each year since stepping onto the Northwest Community College football field in 1997, Blade is a physical player that plays the run well from either the nose tackle or defensive tackle position. Cowboys coaches are expecting Blade to continue his upward trend and battle for a spot in the defensive tackle rotation.

**2002:** Blade spent training camp with Dallas, but was released at the end of camp. Houston claimed Blade off waivers, and he remained on the Texans' roster as an inactive player for fifteen weeks. Houston released him on Dec 24th. He re-signed with Dallas following the season.

**2001:** Blade dislocated his right wrist in training camp on July 25. He underwent surgery to insert two pins in the wrist on July 26 and was placed on injured reserve Aug. 28.

**COLLEGE:** As a senior, Blade was a semifinalist for the Outland Trophy given annually to the nation's top down lineman. Blade earned conference and national accolades, closing his senior season with 51 tackles, 13 quarterback pressures (second on the team), nine stops for a loss and team-highs with four sacks and two fumble recoveries. As a junior transfer from Butler County, Kan., Community College, Blade totaled 28 tackles, six quarterback pressures, four stops behind the line of scrimmage and a sack as a reserve defensive tackle for the Bulldogs. In his only season at Butler Community College, Blade earned All-Jayhawk Conference honors after posting 42 tackles, 12 stops behind the line of scrimmage and six sacks in helping lead Butler to the National Junior College championship as a sophomore. He spent his freshman collegiate campaign playing for Northwest, Miss., Community College.

**PERSONAL:** Blade was named to the Peach State Top 40 by the Augusta Chronicle following his senior season at Warner Robins, Ga. High School. The educational psychology major was born in Landstuel, Germany, where his father was stationed. As a rookie, Blade was a member of the Cowboys inaugural "Rookie Club", a program designed to introduce rookies to community service. Throughout the season, the rookies made visits to and spent time with children at Children's Medical Center of Dallas, Oak Cliff Boys and Girls Clubs, The Salvation Army and its' Christmas Distribution Center.



# Jamal Brooks

**Linebacker**

6'2" ★ 240 ★ 11/9/76

Hampton

FA for '01

NFL: 3rd Year ★ Cowboys: 3rd Year



**GAMES/STARTS:** 2001 (16/1), 2002 (IR). Totals - 16/1.

**PRO:** Jamal Brooks will be returning to the playing field this fall after suffering a fractured fibula in pre-season action last year that sidelined him for the entire 2002 season. He originally signed with Dallas as a free agent in 2001 following a spring in NFL Europe. His strong work ethic and ability to make plays stuck with him as he made the squad out of training camp. He went on to play a big role on the Cowboys special teams in 2001. Following injuries to the linebacking corps, Brooks was able to showcase his talent and versatility at all three linebacker positions during the season. This versatility will work in his favor as he battles for a spot on the linebacker depth chart.

**2002:** Brooks' second season with Dallas never got underway after fracturing his fibula in a preseason game at Jacksonville (8/29). He was placed on injured reserve Sept. 1 and underwent surgery Sept. 3.

**2001:** Brooks finished second on the Scottish Claymores with 42 tackles, three passes defended and 1.5 sacks after being drafted in the third round (14th overall) of the NFL Free Agent Draft. Dallas signed Brooks as a free agent on July 10, and he saw considerable time on special teams during the season, finishing second on the squad with 20 tackles. At Philadelphia (9/30), he led the team with three special teams stops before finishing second on the team with two special teams stops and a forced fumble at Oakland (10/7). He then tied for the team lead with two special teams tackles against Washington (10/15) and at the N.Y. Giants (11/4) and then led the team with three special teams stops at Atlanta (11/11). He also stepped in for middle linebacker Dat Nguyen in the fourth quarter against the Falcons and recorded four tackles, including one on a goal-line stand. He earned his first NFL start the following week against Philadelphia (11/18), replacing Dexter Coakley (sprained knee) on the weakside, and finished with nine tackles while helping limit the Eagles running game to a 2.8 yards-per-carry average. Against Denver (11/22), he returned to special teams duty and tied for the team lead with two special teams stops. Brooks took over for Markus Steele on the strongside at Washington (12/2) and recorded three tackles. Brooks saw considerable action at strong side linebacker at Detroit (1/6/02) and finished with three tackles.

**2000:** Brooks signed with the New Orleans Saints as a rookie free agent on April 18 but was released before the season began. He spent the fall out of football.

**COLLEGE:** A two-year captain at Hampton, Brooks closed his collegiate career second on the team with 75 tackles, 12 stops behind the line of scrimmage, 2.5 sacks and an interception as a senior. During his junior campaign, he finished with 26 tackles, four for losses, and two fumble recoveries. Brooks finished his sophomore season with 46 tackles and one forced fumble. After transferring from Pasadena City College, Brooks recorded 35 stops and one sack in his first year at Hampton.

**PERSONAL:** Brooks was a standout performer for the Grenada Hills, Calif., High School football team. In 2001, Brooks joined the entire Cowboy linebacking corps to "Blitz Hunger" and distribute over 500 hams to those in need at The Salvation Army as part of the Hormel Hams for The Holidays program. He also contributes annually to The Salvation Army Angel Tree program and while on injured reserve in 2002 attended a holiday gathering for over 200 terminally ill and mentally challenged children hosted by Pappas Brothers Steakhouse in Dallas. He received his degree in business management from Hampton and is now pursuing his M.B.A. at the University of Texas at Dallas.

**BROOKS' COWBOYS TOTALS**

Year	Tackles			Sacks	Passes Def.	For. Fum.	Special Teams		
	Solo	Asst.	Tot.				Solo	Asst.	Tot.
2001	9	12	21	0.0 (0)	0	1	12	8	20
2002				Injured Reserve - Leg					
Totals	9	12	21	0.0 (0)	0	1	12	8	20





# Antonio Bryant

## Wide Receiver

6'2" ★ 188 ★ 3/9/81

Pittsburgh

D2b for #02

NFL: 2nd Year ★ Cowboys: 2nd Year



**GAMES/STARTS:** 2002 (16/15).

**PRO:** An athletic playmaker who has a flare for making the difficult reception, Antonio Bryant came into the NFL with impressive credentials and answered the calling with a very productive rookie season. Although young and raw – Bryant was the youngest player on the 2002 Cowboys roster – he has all the tools necessary to develop into a dominant receiver in the NFL for years to come. As a rookie, he displayed the ability to catch the ball in a crowd, while also being able to make the leaping catch. Bryant has 4.43 speed in the forty to go along with solid leaping ability and excellent focus. His natural elusiveness and ability to run after catching the ball contributed to a team-high 16.7 yards-per-catch average that was the best among all NFC receivers in 2002. Bryant was the second of two Cowboys second-round draft choices (63rd overall) in 2002.

**2002:** As only the second Dallas rookie to open the season as a starting wide receiver (Michael Irvin – 1988), Bryant went on to earn All-Rookie honors. He led all NFL rookie receivers with 733 receiving yards, finishing 139 yards ahead of the next rookie wide-out (Dante Stallworth – N.O.). His 44 receptions were the second most by an NFL rookie and second on the Cowboys behind Joey Galloway. His six touchdown receptions were second among NFL rookie receivers and tied for the Cowboys team lead. His reception (44) and touchdown (six) totals were the second most for a rookie in Dallas team history behind the numbers posted by Bob Hayes (46 catches and 12 touchdowns) in 1965. A season ending neck injury to Raghbi Ismail forced Bryant into a baptism under fire as an opening day starter. In his professional debut, Bryant recorded four catches for 47 yards in the season opener at Houston (9/8). In the following week's win over Tennessee (9/15), he registered 87 receiving yards, including a 44-yard grab, on three receptions. At Philadelphia (9/22), he caught four passes and had a 24-yard dash on his first NFL carry, taking a hand-off on an end-around. In the last-second win at St. Louis (9/29), Bryant recorded three catches for 47 yards, including a game-long 34-yard grab. He picked up his first career touchdown reception against the Giants (10/6) with a five-yard scoring catch in the fourth quarter that put Dallas ahead 17-14. In the win over Carolina (10/13), Bryant turned in one of the most spectacular and dramatic catches in recent club history. On fourth-and-14 from the Panther 24-yard line, Bryant leapt high into the air for a pass that he juggled and eventually pulled down for the winning score with 0:56 remaining in a game that Dallas had trailed for 59 minutes. The following week at Arizona (10/20), he registered a touchdown reception that was just as acrobatic as the game winner the week before. His third quarter over-the-shoulder reception of a Quincy Carter bomb covered 78 yards and tied the score at 6-6. The catch was the longest of the season for Bryant and enabled him to join Bob Hayes as the only Dallas rookie to catch touchdown passes in three consecutive games. For the day, Bryant averaged 32.0 yards-per-catch in hauling in three passes for 96 yards. His streak of consecutive games with a touchdown reception ended in the following week's loss at Seattle (10/27) where he caught one pass for 14 yards and threw a solid block on Emmitt Smith's NFL record breaking run. At Indianapolis (11/17), Bryant had three receptions for 44 yards, including a game-long 24-yard grab. He also had a 15-yard run on an end-around against the Colts. In the Thanksgiving Day win over Washington (11/28), he opened the scoring with a 29-yard touchdown catch from Chad Hutchinson in the second quarter. In the loss at the N.Y. Giants (12/15), Bryant recorded three catches for a team-high 31 yards and a touchdown, his fifth of the season. In the season-ending loss at Washington (12/29), Bryant recorded one of the most productive days for a rookie receiver in team history, totaling a career-high seven catches for a career-best 170 yards and a touchdown. His seven receptions came up one shy of Bob Hayes' rookie record of eight, and his 170 receiving yards was the third best in club history by a rookie. His 46-yard touchdown catch with 3:10 remaining pulled Dallas within six points at 20-14. He also had catches of 25, 29 and 43 yards on the day.

**COLLEGE:** A Biletnikoff Award winner and consensus All-America selection as a sophomore, Bryant left the University of Pittsburgh after his junior year as the school's all-time leading receiver with 3,061 career yards (including bowl games). His 173 career receptions were the second most in school history. He also set the Pittsburgh mark for career touchdown catches with 30, including four in two bowl appearances. Bryant also left an impressive legacy in the Big East, holding conference marks for regular season touchdowns with 26, and 100-yard receiving games with 13. As a junior in 2001, Bryant fought through nagging injuries en route to first-team All-Big East recognition. He finished the season with a team-high 42 receptions and nine touchdowns, while compiling 659 receiving yards (15.7 per catch). He capped his final collegiate season by earning MVP honors in the Visit Florida Tangerine Bowl. A consensus All-America as a sophomore, Bryant was named the winner of the Biletnikoff Award, annually presented to the nation's top

receiver, becoming just the second sophomore to win the award (Minnesota Vikings' Randy Moss in 1997). Bryant also was named the Big East Conference's tri-Offensive Player of the Year, the Eastern College Athletic Conference (ECAC) Player of the Year, All-Big East, All-East and was Pittsburgh's first underclassman to earn consensus All-America honors since tailback Craig Heyward in 1987. Bryant finished his breakout year with 68 receptions for 1,302 yards (19.1 avg.) and 11 touchdowns while leading the nation with 130.2 receiving yards-per-game. It was the first time a Pittsburgh player led a national statistical category since Heisman Trophy winner Tony Dorsett was the nation's leading rusher in 1976. He ranked third nationally in total receiving yards (1,302, and he was eighth in the country in receptions (6.8 avg.). His 1,302 receiving yards set a Big East and Pittsburgh record. Bryant also emerged as a dangerous punt returner, averaging 11.3 yards-per-punt return (16 for 181 yards) to rank 28th nationally. As a freshman in 1999, Bryant was named to *The Sporting News* Freshman All-America Team (third team) and *Football News* All-Freshman Team (second team), he finished his rookie campaign with 51 catches for 844 yards, both Pittsburgh freshman records.

**PERSONAL:** Bryant was an all-Dade County and all-district selection as a senior at Northwestern High School in Miami, Fla., after recording 53 receptions for 953 yards (17.9 avg.) and 12 touchdowns. He helped lead the Panthers to a 16-0 record and the Florida 6A championship. The team was also ranked fourth in the nation by *USA Today*. A three-year team captain at Northwestern, Bryant went on to play in the Dade County All-Star Game and earned "Prime Time Prospect" recognition from *BlueChip Illustrated*. He also lettered twice in track and field. Bryant was an active participant in the Cowboys Rookie Club community service program in 2002. He was also very popular with the preschoolers at the ChildCareGroup carving pumpkins and reading *The Great Pumpkin* out loud to the group. During the holidays, he provided much needed clothes and toys for several underprivileged children as part of The Salvation Army Angel Tree Program. A scholar-athlete honoree, Bryant graduated from high school with honors and majored in justice administration at Pitt.


BRYANT'S COWBOYS STATISTICS

Year	No.	Receiving			Long	TD	Game-by-Game				
		Yds.	Avg.	TD			2002				
2002	44	733	16.7	78t	6	No	Yds	Avg	LG	TD	
						L-@ Houston 9/8	4	47	11.8	21	0
						W-Tennessee 9/15	3	87	29.0	44	0
						L-@ Philadelphia 9/22	4	35	8.8	15	0
						W-@ St. Louis 9/29	3	47	15.7	34	0
						L-N.Y. Giants 10/6	2	14	7.0	9	1
						W-Carolina 10/13	3	45	15.0	24	1
						L-@ Arizona 10/20	3	96	32.0	78t	1
						L-Seattle 10/27	1	14	14.0	14	0
						L-@ Detroit 11/3	1	6	6.0	6	0
						L-@ Indianapolis 11/17	3	44	14.7	24	0
						W-Jacksonville 11/24	1	12	12.0	12	0
						W-Washington 11/28	2	41	20.5	29t	1
						L-San Francisco 12/8	1	10	10.0	10	0
						L-@ N.Y. Giants 12/15	3	31	10.3	14	1
						L-Philadelphia 12/21	3	4	11.3	24	0
						L-@ Washington 12/29	7	170	24.3	46t	1
						Totals	44	733	16.7	78t	6

Year	No.	Rushing			Long	TD
		Yds.	Avg.	TD		
2002	6	40	6.7	24	0	

**Single-Game Bests**  
 Receptions - 7 @ Washington (12/29/02)  
 Receiving yards - 170 @ Washington (12/29/02)  
 Long Reception - 78t @ Arizona (10/20/02)  
 Avg. Yards-per-catch - 32.0 @ Arizona (10/20/02)



Dan Campbell

Tight End

6'5" ★ 263 ★ 4/13/76

Texas A&M

UFA (N.Y. Giants) for '03

NFL: 5th Year ★ Cowboys: 1st Year



**GAMES/STARTS** (regular season, playoffs): 1999 (12/1 - NYG), 2000 (16/4, 3/0 - NYG), 2001 (16/13 - NYG), 2002 (16/16, 1/1 - NYG). Total - 60/34, 4/1.

**PRO:** In four NFL seasons, Dan Campbell has proven himself to be a much more valuable contributor than his stats might lead you to believe. The Cowboys took advantage of free agency to add Campbell, the kind of durable player - 48 consecutive games played - and hard worker you want on a young team, to the roster this offseason. Originally a third round draft choice (79th overall) by the Giants in 1999, Campbell has developed into a reliable receiver and sturdy blocker who continues to improve each season. In addition to work on offense, he has also been a valuable blocker on special teams.

**2002:** Campbell's blocking was instrumental in the career-years of both Kerry Collins (4,073 yards passing, a club-record) and Tiki Barber (1,387 rushing yards, a career-high and the second best total in club history). Despite the addition of Pro Bowl tight end Jeremy Shockey, Campbell started all 16 games and caught 20 passes for 155 yards (a 7.8 yard average) and a touchdown. In the season opener against





San Francisco (9/5), Campbell finished with one reception for nine yards. His blocking in the running game at St. Louis (9/15) helped the Giants gain 103 yards on the ground, and he added two receptions for five yards in the passing game. Although he did not record a catch against Seattle (9/22), he did manage a five-yard kickoff return in the first quarter. Campbell finished with three receptions for 30 yards, including a 20-yard reception on third-and-three that extended the drive that resulted in Marcellus Rivers' game-winning 17-yard touchdown reception at Dallas (10/6). His lead blocking in the game also helped Barber gain 94 yards on 17 carries. Campbell recorded a 19-yard catch against Atlanta (10/13), and he added two receptions for 19 yards against Jacksonville (11/3), where his blocking helped the Giants gain 177 yards on the ground. Campbell had an outstanding day at Minnesota (11/10) when he finished with a career-high four receptions for a career-high 35 yards. He also added a career-long 27-yard reception in the third quarter that helped set up an Amani Toomer 11-yard touchdown reception. Campbell had a key seven-yard reception to convert a third-and-four in the first quarter to extend a drive that would result in a Matt Bryant 43-yard field goal against Washington (11/17). Against Tennessee (12/1), he finished with one reception for one yard and a touchdown. His only touchdown of the season gave the Giants a 10-7 lead in the second quarter. Campbell's blocking prowess helped Barber gain 203 yards on 32 carries in the regular season finale against Philadelphia (12/28) that clinched a playoff berth for the Giants. In the NFC Wild Card Game at San Francisco (1/5/03), Campbell finished with two receptions for 13 yards, and his run blocking helped Barber gain 115 yards on 26 carries.

**2001:** Campbell played in all 16 games for the second straight year, earning 13 starts. He led Giants' tight ends with 13 receptions for 148 yards and a touchdown. Nine of his 13 catches resulted in a first down. He caught at least one pass in each of the last eight games. Campbell caught his first pass of the season, for a then career-long 22 yards, at Kansas City (9/23). He scored his only touchdown of the season on a one-yard pass from Collins to give the Giants a 16-9 lead in the fourth quarter against Washington (10/7). Campbell contributed a reception for 11 yards and outstanding blocking that helped the Giants rush for 186 yards at Arizona (11/11). The following week, he added two receptions for 29 yards, including a season-long 25-yard catch at Minnesota (11/19). He had an eight-yard reception against Oakland (11/25) and two catches for eight yards at Dallas (12/9). Campbell had one reception against both Arizona (12/15), for 13 yards, and Seattle (12/23), for 16 yards. At Philadelphia (12/3), he finished with two catches for a season-high 31 yards. Both receptions came on a drive in the fourth quarter that ended with Ron Dayne's 16-yard touchdown run to give the Giants a 21-14 lead with 2:43 remaining in the game. Campbell closed out the season with a nine-yard grab against Green Bay (1/6/02).

**2000:** Campbell started four-of-16 games and finished third on the team in touchdown receptions with three, despite catching just eight passes. He also saw action in double tight end formations and on special teams in all three postseason games but did not record a postseason reception. Campbell started opening day against Arizona (9/3) as the Giants opened the game in a two tight end formation and recorded his first career reception when Collins completed a pass to him for a 10-yard gain. He had a season-long reception of 13 yards at Chicago (9/17). At Tennessee (10/1), the Giants again opened the game in double tight end formation, and Campbell recorded his first career touchdown in the fourth quarter when he caught a one-yard pass. He left the game at Cleveland (11/5) in the fourth quarter after suffering a blow to the head. He contributed a two-yard touchdown reception against Detroit (11/19). Campbell started at Arizona (11/26) as the Giants opened the game in a double tight end formation. In that game, he caught his third touchdown reception of the season on a five-yard pass from Collins.

**1999:** As a rookie, Campbell played in 12 games with one start. The majority of his action came on special teams, but he also saw action as an extra blocker on offense. He earned his first NFL start when the Giants opened in a two tight end package against the N.Y. Jets (12/5), and his blocking helped the Giants gain a season-high 152 yards on the ground. He suffered a season-ending hamstring injury in the Friday practice prior to the Buffalo (12/12) game.

**COLLEGE:** As a senior in 1998, Campbell shared tight end duties with Derrick Spiller, starting at the "B" slot against Colorado and Oklahoma, at split end against Texas and at flanker in the North Texas and Baylor clashes. He finished with 12 receptions for 143 yards (11.9 avg) and a pair of touchdowns. He also added three tackles on special teams. Campbell gained 26 yards on two grabs against Iowa State and made a crunching block to open a hole used by Burnest Rhodes for a two-yard touchdown run. He caught a two-yard scoring pass against Baylor and had a 37-yard reception against Texas to set up a touchdown. In 1996, he played in every game, starting at tight end against North Texas and at split end against Texas, finishing the year with eight receptions for 103 yards (12.9 avg).

**PERSONAL:** An agricultural development major, Campbell was a consensus Texas Top 100 selection while playing a variety of positions at Class 3A Glen Rose, Texas, High School. He combined for over 1,000 rushing and receiving yards as a fullback and tight end, catching 27 passes for 423 yards and five touchdowns in his final year. Daniel Allen Campbell and his wife, Holly, have a son, Cody (7/16/99).

CAMPBELL'S NFL TOTALS

Year	Receiving					Single Game Bests
	No.	Yds.	Avg.	Long	TD	
1999 (NYG)	0	0	0.0	0	0	Receptions - 4 at Minnesota, 11/10/02
2000 (NYG)	8	46	5.8	13	3	Receiving yards - 35 at Minnesota, 11/10/02
2001 (NYG)	13	148	11.4	25	1	Long Reception - 27 at Minnesota, 11/10/02
2002 (NYG)	22	175	8.0	27	1	
Totals	43	369	8.6	27	5	
<b>Additional Statistics</b>						
<b>Kickoff Returns:</b> 2001 (2 for 8 yards), 2002 (1 for 5 yards). Total (3 for 13 yards).						
<b>Playoffs</b>						
2002 (NYG)	2	13	6.5	10	0	



# Quincy Carter

## Quarterback

6'2" ★ 213 ★ 10/13/77

Georgia

D-2a for '01 (53rd overall)

NFL: 3rd Year ★ Cowboys: 3rd Year



**GAMES/STARTS:** 2001 (8/8), 2002 (7/7). Total – 15/15.

**PRO:** After being selected with the Cowboys top selection (53rd overall) in the 2001 NFL Draft, Quincy Carter's professional football career moved quickly. Midway through Carter's first training camp, he was handed the reigns of the Cowboys offense and became just the third rookie in franchise history to open the season at quarterback – Troy Aikman (1989) and Roger Staubach (1969) – and only the sixth rookie quarterback to ever start a game for Dallas – Don Meredith (one start in 1960), Roger Staubach (one in 1969), Kevin Sweeney (two in 1987), Aikman (11 in 1989) and Steve Walsh (five in 1989). Carter exhibited a strong arm, intelligence and athletic ability during his rookie season, despite missing eight games due to injury. These characteristics allowed him to start the 2002 season as the franchise's starting signal caller, leading the team to a 3-4 record before losing the starting job midway through the season to Chad Hutchinson. After leading the team to a 6-9 record during his 15 career starts, Carter will battle Hutchinson for the Cowboys starting quarterback job in 2003.

**2002:** Carter kicked off his sophomore campaign at the helm of the Cowboys offense, but surrendered the reigns to Hutchinson midway through the season. In leading the team for the first seven games on the season, Carter completed 125-of-221 passes for 1,465 yards, seven touchdowns and eight interceptions. In the process, he threw for at least 200 yards in six consecutive games, marking the longest such streak by a Cowboys signal caller since Aikman accomplished the feat in the first six games of the 1993 season. Carter also completed more than 20 passes in three straight games – the first time a Dallas quarterback has done so since Aikman in Weeks 8-12 of 1996 – and attempted 35-or-more passes in three straight games – the first time a Cowboys quarterback has done so since Aikman in Weeks 10-12 of the 1996 season. Carter struggled slightly in the season opener at Houston (9/8), throwing for 131 yards and an interception on 13-of-30 passing. He bounced back the next week against Tennessee (9/15) to complete 14-of-24 passes for 240 yards and two touchdowns in the Cowboys 21-13 win. After opening the game at Philadelphia (9/22) 11-of-14 for 115 yards, he finished 21-of-35 for 201 yards and an interception. He had a break-out game at St. Louis (9/29), leading Dallas to field goals on their final two possessions of the game to defeat the Rams 16-13. On the final two drives, Carter completed eight-of-12 passes for 64 yards, with three of his incompletions coming as the result of spiked balls to stop the clock. He also gained 24 yards on three carries during those drives. He finished the St. Louis game by completing a career-high 26-of-36 passes for 204 yards, a score and an interception. He came back the next week to throw for a career-high 262 yards and a touchdown on 23-of-42 passing, marking his third straight game with at least 35 attempts. His 42 attempts were a career-high and the most by a Dallas signal caller since Aikman had 43 against Minnesota on Nov. 23, 2000. Against Carolina (10/13), Carter guided the Cowboys to their second last second win in three weeks with two fourth quarter touchdown passes, including a career-long 80-yarder to Joey Galloway to swing the momentum Dallas' way with 3:55 remaining in the game. Facing a fourth down from the Carolina 24-yard line with less than a minute to play, he calmly connected with Antonio Bryant on a 24-yard game-winning touchdown pass. Carter finished the day 15-of-32 for 225 yards, two touchdowns and an interception. The following week at Arizona (10/20), he completed 13-of-22 passes for 202 yards – his sixth straight 200-yard passing day – one touchdown and four interceptions. The following week against Seattle (10/27), Hutchinson took over the starting quarterback duties and Carter served as the club's backup quarterback the final nine games of the season, not seeing any additional playing time.

**2001:** After being named the starter midway through training camp (Aug. 14), Carter became the first rookie to start the season at quarterback for the Cowboys since Aikman in 1989. Although injuries limited Carter through the first 10 games of the season, he made outstanding progress in his development, and finished the year in very impressive – and productive – fashion. Carter's final quarterback rating of 63.0 ranked ahead of fellow rookie quarterbacks Michael Vick (Atlanta – 62.7) and Chris Weinke (Carolina – 62.0), who also started games. Detroit's Mike McMahon (69.9) was the only rookie with at least one start to finish the season with a higher quarterback rating than Carter. For the year, Carter completed 90-of-176 pass attempts for 1,072 yards, five touchdowns and seven interceptions while being sacked just 12 times. He also ran the ball 45 times for 150 yards. Carter led Dallas to more victories than any other rookie quarterback in club history, and his numbers for pass attempts, completions, yardage and touchdowns ranked third at the time among Dallas rookies – trailing Aikman and Walsh. In the season opener against Tampa Bay (9/9), Carter became just the third rookie quarterback to start a season for Dallas, joining Roger Staubach (1969) and Troy Aikman (1989). He completed 9-of-19 passes for 34 yards in the 10-6 loss to the Bucs. His 17-yard scramble in the first quarter set up a Cowboys' field goal. Three days later in practice





(Sept. 12), Carter suffered a sprained right thumb after hitting his hand on Troy Hambrick's helmet. The injury forced him to miss the next two games (San Diego – 9/23 and at Philadelphia – 9/30) before returning to the starting lineup at Oakland (10/7). However, Carter suffered a severely strained left hamstring against the Raiders after he had run for 21 yards on three carries and completed one-of-five passes. The hamstring injury required surgery on Oct. 15, and Carter used the next seven weeks to rehabilitate the injury and develop his skills. He was inactive for three games before suiting up as the Cowboys third quarterback the next three weeks. He returned to game action at Washington (12/2), and recorded his first victory as a starter by guiding Dallas to a 20-14 win. In the win over the Redskins, Carter completed seven-of-14 passes for 130 yards, including a 64-yard fourth quarter touchdown toss to Raghbi Ismail for his first career scoring pass. The following week against the N.Y. Giants (12/9), Carter led Dallas to a 20-13 victory while completing a season-high 17 passes on 26 attempts for 194 yards. He also ran seven times for nine yards, including a critical 11-yard run on third-and-11 at the Giants 14-yard line to set up his game-winning touchdown pass to Jackie Harris on the next play. Carter attempted a season-high 33 passes in the Cowboys loss at Seattle (12/16), completing 14 for 135 yards and one interception. He also ran six times for a team-high 40 yards. The following week at Arizona (12/23), Carter was 16-of-28 for 176 yards, including a 45-yard touchdown pass to Reggie Swinton, and two interceptions. Carter engineered the Cowboys to a 27-21 win over the San Francisco 49ers (12/30) while throwing for a season-high 241 yards and two touchdowns on 15-of-25 passing. He also ran 10 times, the most rushing attempts in a game by a Dallas quarterback in club history (Randall Cunningham – 9 at Philadelphia Nov. 5, 2000), for 30 yards and his first career rushing touchdown. For his efforts in the 49er win, Carter was named the NFC Offensive Player of the Week. He closed the season by completing 11-of-26 passes for 158 yards at Detroit (1/6/02).

**COLLEGE:** Carter started every game in which he played (29) at the University of Georgia and led the Bulldogs to a 20-9 record. He finished his three-year career second in school annals in completions (483), pass attempts (853) and passing yards (6,447) and third in career at Georgia touchdown passes (35). Carter finished his final campaign (junior year) by completing 91-of-183 passes for 1,250 yards, 10 interceptions and six touchdowns despite missing four games due to injury. A left shoulder injury forced him out of one game and strained ligaments in his right thumb caused him to miss the final three games. As a sophomore, Carter earned second team All-SEC honors after completing 216-of-380 passes for 2,713 yards, 17 touchdowns and six interceptions while leading the Bulldogs offense to 416 yards-per-game – second in the SEC. Georgia finished the season with a 7-4 record and a No. 14 ranking in the final AP poll. In the Outback Bowl against Purdue, Carter threw for 243 yards and a touchdown on 20-of-33 passing to lead the Bulldogs to the biggest come-from-behind victory in school history. Georgia claimed a 28-25 overtime victory after trailing the Boilermakers 25-0. His 2,713 passing yards – including five 300-yard passing performances in 11 starts – set Georgia's sophomore record. His interception percentage of 1.58 (six picks in 380 pass attempts) was a school record and the second lowest percentage in SEC history. He also compiled the third longest streak in SEC history after throwing 170 consecutive passes without an interception. As a freshman, Carter led the Bulldogs to a 9-3 record and a No. 16 ranking in the final AP poll. He established school freshman marks for pass attempts (290), completions (176), yards (2,484) and touchdowns (12) while throwing for 300 yards or more four times. His performance earned him SEC Freshman of the Year honors.

**PERSONAL:** Quincy Carter was named Georgia Player of the Year by *USA Today*, *Parade* All-America and first-team all-state following his senior season at Southwest DeKalb High School in Decatur, Ga., where he was also a standout baseball player. During his prep football career, he passed for 4,450 yards and 37 touchdowns while rushing for 1,489 yards and 32 scores. The sports studies major was drafted by Major League Baseball's Chicago Cubs in the second round of the 1996 amateur draft and spent three seasons in the Cubs farm system. Carter batted .215 in his first professional season (1996), playing for Ft. Myers (Fla.) in rookie league ball and Daytona (Fla.) at the Class A level. He hit .211 for Class A Rockford (Ill.) in 1997 and .253 for Rockford in 1998. As a rookie, Carter was a member of the Cowboys inaugural "Rookie Club," a program designed to introduce rookies to community and service. Throughout the season, the rookies made visits to and spent time with children at Children's Medical Center of Dallas, Oak Cliff Boys and Girls Clubs, The Salvation Army and its' Christmas Distribution Center. Following his Rookie Club community service experience, Quincy has continued an active role supporting various charitable efforts, including the MDA Muscle Team Bash, the Spina Bifida Annual Bowl-a-thon, the Cowboys United Way Hometown Huddle event for children, The Ronald McDonald House of Dallas, Cans for Kids Food Bank Drive, the Texas Department of Human Services Food Stamp Outreach Campaign and The Salvation Army. Quincy also developed a reading initiative in the fall on 2002 called "Time Out Tuesday," where once a month during the season he would visit an elementary school to read to the children and share his thought with them on the importance of reading and education. Quincy has two children, a daughter, Khai (8/1/95), and a son, Keyshawn (1/10/00).

CARTER'S COWBOYS TOTALS

Year	Starting Record	Passing							Sacks/Yards	Rating
		Att.	Comp.	Yards	Pct.	TD	Int.	Long		
2001	3-5	176	90	1,072	51.1	5	7	64	12/56	63.0
2002	3-4	221	125	1,465	56.6	7	8	80	19/130	72.3
Totals	6-9	397	215	2,537	54.2	12	15	80	41/245	68.2

Year	Rushing				
	No.	Yds.	Avg.	Long	TD
2001	45	150	3.3	17	1
2002	27	91	3.4	16	0
Totals	72	241	3.3	17	1



# QUINCY CARTER

## CARTER'S COWBOYS TOTALS (cont.)

Attempts - 42 vs. N.Y. Giants, 10/6/02  
 Completions - 26 @ St. Louis, 9/29/02  
 Passing Yards - 262 vs. N.Y. Giants, 10/6/02  
 Touchdowns - 2 three times, last vs. Carolina, 10/20/02  
 Interceptions - 4 @ Arizona, 10/13/02

### Single Game Bests

Completion Percentage - 72.2 @ St. Louis, 9/29/02 (26-of-36)  
 Long Completion - 80t vs. Carolina, 10/20/02  
 Rushing Attempts - 10 vs. San Francisco 12/30/01  
 Rushing Yards - 40 @ Seattle 12/23/01  
 Long Rush - 17 vs. Tampa Bay 9/9/01

## CARTER GAME-BY-GAME 2001

	Att.	Comp.	Yards	Pct.	TD	Int.	Long	Sacks/ Yards	Rating
L-Tampa Bay 9/9	19	9	34	47.4	0	2	11	2/6	14.5
L-San Diego 9/23			Inactive - thumb						
L-Philadelphia 9/30			Inactive - thumb						
L-Oakland 10/7	5	1	4	20.0	0	0	4	0/0	39.6
W-Washington 10/15			Inactive - hamstring						
W-Arizona 10/28			Inactive - hamstring						
L-N.Y. Giants 11/4			Inactive - hamstring						
L-Atlanta 11/11			Inactive - hamstring						
L-Philadelphia 11/18			Inactive - hamstring						
L-Denver 11/22			Inactive - hamstring						
W-Washington 12/2	14	7	130	50.0	1	1	64t	2/8	76.5
W-N.Y. Giants 12/9	26	17	194	65.4	1	0	41	2/9	100.5
L-Seattle 12/16	33	14	135	42.4	0	1	40	4/19	41.9
L-Arizona 12/23	28	16	176	57.1	1	2	45t	1/7	58.0
W-San Francisco 12/30	25	15	241	60.0	2	0	47t	1/7	118.9
L-Detroit 1/6/02	26	11	158	42.3	0	1	35	0/0	46.6

## 2002

	Att.	Comp.	Yards	Pct.	TD	Int.	Long	Sacks/ Yards	Rating
L-Houston 9/8	30	13	131	43.3	0	1	31	3/19	42.5
W-Tennessee 9/15	24	14	240	58.3	2	0	44	1/10	120.1
L-Philadelphia 9/22	35	21	201	60.0	0	1	19	3/18	64.1
W-St. Louis 9/29	36	26	204	72.2	1	1	34	2/11	83.6
L-N.Y. Giants 10/6	42	23	262	54.8	1	0	33	2/13	81.6
W-Carolina 10/13	32	15	225	46.9	2	1	80t	6/51	78.3
L-Arizona 10/20	22	13	202	59.1	1	4	78t	2/8	65.2
L-Seattle 10/27									DNP
L-Detroit 11/3									DNP
L-Indianapolis 11/17									DNP
W-Jacksonville 11/24									DNP
W-Washington 11/28									DNP
L-San Francisco 12/8									DNP
L-N.Y. Giants 12/15									DNP
L-Philadelphia 12/21									DNP
L-Washington 12/29									DNP

PLAYERS



# Aveion Cason

## Running Back

5'10" ★ 204 ★ 7/12/79

Illinois State

Trade (Detroit) for '03

NFL: 3rd Year ★ Cowboys: 1st Year



**GAMES/STARTS:** 2001 (1/0-St.L., 5/0-Det.), 2002 (10/3-Det.). Total: 16/3.

**PRO:** The Cowboys made a draft day trade on April 27 sending a seventh-round draft choice to Detroit for Aveion Cason. Cason spent the last two years working with new Cowboys Offensive Coordinator Maurice Carthon, and he should make an immediate impact as both a runner and receiver out of the backfield. He has good hands as evidenced by his 23 career receptions, but he also has the speed to make things happen once he has the ball as reflected in his 13.9 yards-per-catch average. Cason also gives the Cowboys an additional element in the return game on kickoffs.

**2002:** Cason's sophomore campaign saw him take big strides as a contributor to the Lions offensive attack as both a runner and receiver. He finished the season with 26 carries for 107 yards (4.1 avg.) and 19 receptions for 288 yards, two touchdowns and a 15.2 yards-per-catch average. He earned his first career start in the season opener at Miami (9/8) and recorded two receptions for 37 yards (18.5 avg.), including a 19-yard catch. The following week at Carolina (9/15), he recorded two more catches for 24 yards. Cason suffered meniscus damage in his right knee during practice on Sept. 19, and following arthroscopic surgery on the knee, he was deactivated against Green Bay (9/22) and New Orleans (9/29). Cason returned to practice on Oct. 7 and recorded two receptions for 34 yards at Minnesota (10/13), including a





26-yard grab. He led the Lions with three receptions for a career-high 57 yards against Chicago (10/20) but suffered a right ankle sprain during the game. The injury kept him out of uniform at Buffalo (10/27), but he returned to practice on Oct. 30. Cason recorded two kickoff returns for 48 yards against Dallas (11/3) and logged three receptions for 17 yards at Green Bay (11/10). A sprained MCL in his right knee limited him to two receptions for 17 yards against the N.Y. Jets (11/17). He was then inactive at Arizona (12/7), against New England (11/28) and at Chicago (11/24) due to the knee injury. With James Stewart sidelined due to injury, Cason returned to action and a place in the starting lineup against Tampa Bay (12/15), finishing with a career-high 62 rushing yards on 10 carries (6.2 avg.). He also posted a career-long run of 40-yards and a career-long reception of 37 yards against the NFL's top ranked defense in 2002. The next week at Atlanta (12/22), he recorded his first career touchdown with a 15-yard scoring catch in the fourth quarter. Cason added two receptions for 49 yards and his second career touchdown the following week against Minnesota (12/22). For the month of December, Cason averaged 10.8 yards every time he touched the football, racking up 102 yards and two touchdowns on five receptions and 82 yards on 12 carries.

**2001:** Cason originally signed with St. Louis as a rookie free agent following the NFL Draft. He made the opening day roster and recorded four kickoff returns for 73 yards in the season opener at Philadelphia (9/9). He was released by the Rams on Sept. 27 and signed to the Kansas City Chiefs' practice squad on Oct. 3. The Lions plucked him off the Chiefs' practice squad on Nov. 19, and he saw action in the final five games of the season. His Lions' debut came at Tampa Bay (12/9), and he recorded two carries for 10 yards against Chicago (12/30). Cason saw extended playing time in the season finale against Dallas (1/6/02), carrying the ball five times for 19 yards and adding four receptions for 32 yards.

**COLLEGE:** Cason played two seasons for Illinois State but did not play in 2000. As a sophomore in 1999, he rushed for 345 yards and six touchdowns on 78 carries as well as adding 34 receptions for 278 yards and two more scores. He ranked sixth in the nation with a 28.1 yards-per-return average on kickoffs, including two 100-yard scoring returns. For the year, he earned *Football Gazette* All-America and All-Gateway honors. As a freshman, he was named to the All-Gateway Conference Newcomer Team after rushing a career-high 124 times for a career-best 728 yards and eight touchdowns. He also had 33 receptions for 230 yards.

**PERSONAL:** Aveion Marquel Cason was born and raised in St. Petersburg, Fla. He did not play football during his senior year of high school after transferring, but he racked up 980 rushing yards and a 38.0-yard average as a kickoff return man during his junior season at Lakewood High School in St. Petersburg. He received his degree from Illinois State in industrial technology.

CASON'S NFL TOTALS

Rushing					Receiving						
Year	No.	Yds.	Avg.	Long	TD	Year	No.	Yds.	Avg.	Long	TD
2001 (Det.)	11	31	2.8	19	0	2001 (Det.)	4	32	8.0	9	0
2002 (Det.)	26	107	4.1	40	0	2002 (Det.)	19	288	15.2	37	2
Total	37	138	3.7	40	0	Total	23	320	13.9	37	2

Kickoff Returns					
Year	No.	Yds.	Avg.	Long	TD
2001 (St.L.)	4	73	18.3	26	0
2002 (Det.)	2	48	24.0	24	0
Total	6	121	20.2	26	0

Single-Game Bests

Rushing Yards - 62 vs. Tampa Bay, 12/15/02  
 Long Rush - 40 vs. Tampa Bay, 12/15/02  
 Receptions - 4 vs. Dallas, 1/6/02  
 Receiving Yards - 57 vs. Chicago, 10/20/02  
 Long Reception - 37 vs. Tampa Bay, 12/15/02

Cason Game-by-Game

	2001					2002					
	No.	Yds.	Avg.	Long		TD	No.	Yds.	Avg.	Long	TD
W-Philadelphia 9/9 (St.L.)											
L-Green Bay 11/22 (Det.)											
L-@ Chicago 12/2 (Det.)											
L-@ Tampa Bay 12/9 (Det.)	1	-1	-1.0	-1	0						
W-Minnesota 12/16 (Det.)	1	1	1.0	1	0						
L-@ Pittsburgh 12/23 (Det.)	2	2	1.0	6	0						
L-Chicago 12/30 (Det.)	2	10	5.0	7	0						
W-Dallas 1/6 (Det.)	5	19	3.8	19	0	4	32	8.0	9	0	
L-@ Miami 9/8 (Det.)	4	4	1.0	3	0	2	37	18.5	19	0	
L-@ Carolina 9/15 (Det.)	3	6	2.0	4	0	2	24	12.0	14	0	
L-Green Bay 9/22 (Det.)											
W-New Orleans 9/29 (Det.)											
L-@ Minnesota 10/13 (Det.)	2	2	1.0	1	0	2	34	17.0	26	0	
W-Chicago 10/20 (Det.)	3	9	3.0	9	0	3	57	19.0	36	0	
L-@ Buffalo 10/27 (Det.)											
W-Dallas 11/3 (Det.)											
L-@ Green Bay 11/10 (Det.)						3	17	5.7	7	0	
L-N.Y. Jets 11/17 (Det.)	2	4	2.0	8	0	2	17	8.5	9	0	
L-@ Chicago 11/24 (Det.)											
L-New England 11/28 (Det.)											
L-@ Arizona 12/8 (Det.)											
L-Tampa Bay 12/15 (Det.)	10	62	6.2	40	0	2	38	19.0	37	0	
L-@ Atlanta 12/22 (Det.)	1	17	17.0	17	0	1	15	15.0	15	1	
L-Minnesota 12/29 (Det.)	1	3	3.0	3	0	2	49	24.5	26	1	



# Dexter Coakley

## Linebacker

5'10" ★ 236 ★ 10/20/72

Appalachian State

D-3a for '97 (65th overall)

NFL: 7th Year ★ Cowboys: 7th Year



**GAMES/STARTS** (regular season, playoffs): 1997 (16/16), 1998 (16/16, 1/1), 1999 (16/16, 1/1), 2000 (16/16), 2001 (15/15), 2002 (16/16). Total – 95/95, 2/2.

**PRO:** Despite being considered an undersized linebacker from a small college, Dexter Coakley has made a lasting impression on the National Football League. After earning the starting weakside linebacker job as a rookie third-round draft choice, Coakley has strung together six impressive seasons – finishing in the top three on the team in tackles each year. His string of six consecutive 100-tackle seasons is the first such streak in the 23 years that tackle records exist for the team. In addition, he has reached double figures in tackles 37 times in 95 career regular season games. Coakley became just the second Dallas linebacker in the last 17 years and only the seventh linebacker in club history to be selected to the Pro Bowl when he earned a spot on the NFC squad following the 1999 season. With another Pro Bowl honor in 2001, Coakley became the first Dallas linebacker to earn multiple trips since Bob Breunig (three times – last in 1982). But none of his accomplishments, including earning All-Pro honors in 1999, came as a surprise to Coakley, who has been exceeding expectations throughout his entire athletic career with his quickness and intensity. His speed and athleticism has earned him the reputation as one of the biggest playmakers in Dallas Cowboys defensive history. The ability to spark the team with a game-turning play has enabled him to tie Dennis Thurman's club record with five career touchdowns on defensive returns (fumble – 1, interceptions – 4). A team leader in the locker room and on the field, Coakley is a focal point on a Dallas defense that is built on speed and pursuit. He has also been a very visible special teams contributor throughout his career. Coakley's leadership ability was documented at the start of the 2002 season when his teammates elected him as a co-captain of the defense along with Darren Woodson. Coakley signed a six-year contract extension on March 8, 2001.

**2002:** Coakley established a single-season career best mark with 173 tackles, a figure that was the eighth best in the NFL and the third best in the NFC. The tackle total eclipsed his previous career high of 144 in 2000 and became the second highest single-season total in team history behind Eugene Lockhart's 222 stops in 1989. In the season opener at Houston (9/8), Coakley tied for second on the team with seven tackles. He also added a sack, a pressure and broke up a pass as the defense limited the Texans to 201 total yards. In the following week's win over Tennessee (9/15), he again was second on the team with eight tackles but turned the game completely around in the third quarter with a 52-yard interception return for a touchdown to give Dallas the lead for good at 14-10. Strong safety Darren Woodson hit Steve McNair as he was throwing, and Coakley ran under the ball for the interception. It was his fifth career return for a touchdown, tying the club record held by Dennis Thurman, and his fourth interception return for a score. At Philadelphia (9/22), Coakley led the team with 12 tackles, his first double-digit tackle game of the season, while also adding two quarterback pressures. In Dallas' last-second win at St. Louis (9/29), he finished fourth on the team with seven tackles while breaking up a pass and recovering a first quarter Marshall Faulk fumble. Coakley's heads-up play helped limit the Rams to 93 yards on the ground. He recorded his 700th career tackle in the first quarter of the victory over the Rams. In Dallas' 14-13 win over Carolina (10/13), Coakley led the team with a then career-high tying 17 tackles as the Panthers were limited to a 3.5 yards-per-carry average and a long run of nine yards. He established a new personal best for tackles in a game at Arizona (10/20) with 19, the third best single-game total in club history. His 15 solo tackles tied his career-high (at Seattle, 12/16/01) and was the second best single-game total by a Dallas player. He also tied for the team lead with two special teams tackles. In the last second loss at Detroit (11/3), Coakley was second on the team with nine tackles while adding a pressure and breaking up a pass. He helped limit the Lions to 148 total yards, the fewest by a Dallas opponent since Sept. 8, 1996 when the Giants were held to 105 total yards. Detroit ran the ball 23 times for 52 yards (2.3 average) and was held out of the end zone. In the loss at Indianapolis (11/17), he was the team leader with 14 tackles. In the Thanksgiving Day win over Washington (11/28), Coakley totaled six tackles, broke up a pass and helped hold Stephen Davis to 51 yards on 20 carries (2.6 avg.), while the defense allowed just 121 second half yards on eight Redskins' possessions. The following week against San Francisco (12/8), he was third on the team with 10 tackles, while adding a tackle for a loss as the 49ers running backs were limited to 22 carries for 75 yards (3.4 avg.). He established a new personal single-season high for tackles in the loss at New York (12/15) as his 10 stops pushed him to 145 for the year and passed his previous best total of 144 in 2000. He led the team with 10 tackles against Philadelphia (12/21) before posting the second highest tackle total of his career with 18 stops in the season-ending loss at Washington (12/29).





**2001:** Coakley was a key cog on the NFL's fourth ranked defense, finishing second on the team with 134 tackles. In recognition of his outstanding season and the performance by the entire Dallas defense, Coakley was recognized with the second Pro Bowl selection of his career, replacing Tampa Bay's Derrick Brooks. Coakley opened the season with five tackles against Tampa Bay (9/9) while helping limit the Bucs running game to 71 yards on 33 carries (2.2 avg.), including 22 carries for 56 yards by Warrick Dunn (2.5). The following week against San Diego (9/23), he tied for the team lead in tackles with nine and recovered a third quarter fumble. On the day, LaDainian Tomlinson was held to just a 3.3-yard average on 27 carries. Coakley tied for the team lead with 10 tackles and forced a Brian Mitchell fumble on punt coverage to set up a Dallas field goal at Philadelphia (9/30). He came back the next week to lead the team with 11 tackles at Oakland (10/7). Against Arizona (10/28), Coakley recorded the game's pivotal play when he intercepted a Jake Plummer pass and returned it 10 yards for a touchdown in the 17-3 win. He was also second on the team with 11 tackles and forced a fumble as the Cardinals were limited to 75 rushing yards. Coakley returned an interception for a touchdown for the second consecutive week when he took a pass from Kerry Collins 29 yards for a score at the N.Y. Giants (11/4). He also finished second on the team with nine tackles as the Giants were held to 93 rushing yards on 26 carries (3.6 avg.). Coakley recorded the 600th tackle of his career with five tackles at Atlanta (11/11) but suffered a sprained MCL in his left knee late in the game. That injury forced him to miss the first game of his career when the Cowboys took the field against Philadelphia (11/18), snapping a string of 72 consecutive starts. He returned to the starting lineup and recorded eight tackles against Denver (11/22). The following week at Washington (12/2), Coakley's six tackles helped limit Stephen Davis, the NFC's third leading rusher entering the game, to 53 yards on 17 carries. Coakley tied for the team lead with eight tackles against the N.Y. Giants (12/9) while helping hold the Giants to 245 yards of total offense, including just 73 yards on their final eight possessions. When the Cowboys visited Seattle (12/16), Coakley recorded a then career-high 17 tackles, including 15 solo – the second most in a game in club history. The 17 stops also put him over the 100-tackle mark for the season. He again led the team with nine tackles at Arizona (12/23) before helping hold San Francisco (12/30) and the NFL's second ranked running game (146 yards-per-game) to 56 yards on the ground with seven tackles. Coakley wrapped up his season with a team-high 14 tackles at Detroit (1/6).

**2000:** Coakley again performed at his expected high level, posting a then career-high 144 tackles to finish second on the team while tying for the team lead with seven tackles behind the line of scrimmage. Six times during the 2000 season, he led or tied for the team lead in tackles in a game and 10 times he posted double-figure tackle totals. He opened the season against Philadelphia (9/3) by leading all linebackers with 10 tackles. He posted 10 stops to help limit the Redskins to 3.7 yards-per-carry at Washington (9/18). He recorded another 10 stops against San Francisco (9/24), and he led the team with a season-high 13 tackles at Carolina (10/1). At the N.Y. Giants (10/15), Coakley led the team with 11 tackles while adding a stop behind the line of scrimmage. He registered another eight stops against Arizona (10/22) in helping limit the Cardinals to 99 total yards through the first three quarters before leaving the 48-7 win. He posted his sixth double-digit tackle game when he tallied 10 stops against Jacksonville (10/29). At Philadelphia (11/5), Coakley helped limit four Eagles running backs to 77 rushing yards on 25 carries (3.1 avg.) while recording 12 tackles. For the third time, he led the team in tackles, recording 12 stops against Cincinnati (11/12) while helping limit the Bengals to 195 total yards of offense. He recorded seven stops at Baltimore (11/19), including the 500th tackle of his career. He tied for the team lead with six tackles against Minnesota (11/23). He recovered a Stephen Davis fumble to set up a Dallas touchdown early in the third period against Washington (12/10). He again led the team with 11 tackles against the N.Y. Giants (12/17), including two stops for losses, to help limit the Giants to 3.2 rushing yards-per-carry. In the season finale at Tennessee (12/25), Coakley led the team with 11 tackles and forced a fumble.

**1999:** Coakley turned in another phenomenal season, leading the team with four interceptions, tying for the team lead with six tackles for a loss, finishing second with 131 tackles, tying for third with nine passes defended and finishing fifth with 12 special teams tackles. His four interceptions were the most by a Dallas linebacker since Lee Roy Jordan totaled six in 1975, and he was the first linebacker to lead the team in interceptions since Eugene Lockhart in 1989. Coakley's performance throughout the season earned him his first Pro Bowl selection, the first Dallas linebacker to earn a Pro Bowl spot since Ken Norton in 1993. He also earned first-team All-Pro honors from *Sports Illustrated* and second-team All-Pro honors from *College & Pro Football Newsweekly* and *Football Digest*. He opened the season at Washington (9/12) tying for the team lead with nine tackles, including a tackle for a loss on third down that led to a Redskins punt with 3:01 remaining in the game, setting Dallas up for its game tying touchdown drive. Against Atlanta (9/20), he finished with five tackles after intercepting a Tony Graziani pass on the Falcons opening drive and returning it 43 yards to set up a Dallas field goal. He led the team with 11 tackles at Philadelphia (10/10). At the N.Y. Giants (10/18), he posted a season-high 12 tackles while helping limit the Giants to 228 yards of offense. Against Washington (10/24), Coakley posted eight tackles while helping limit the Redskins to 61 rushing yards, and he registered six stops while forcing a fumble at Indianapolis (10/31). He tied for the team lead with eight tackles at Minnesota (11/8) and 11 stops against Green Bay (11/14) as the Packers were held to 40 yards rushing. At Arizona (11/21), he led the team with 10 tackles while recording two tackles for losses and a sack. On Thanksgiving Day against Miami (11/25), Coakley recorded the first multi-interception game of his career, picking off Dan Marino twice, returning the first pick 46 yards for the game's first score. He also finished with 10 tackles and a career-high three passes defended against the Dolphins to earn Phil Simms' Iron Man Award and NFC Defensive Player of the Week honors. Coakley totaled eight tackles, a career-high tying three passes defended and an interception the next week at New England (12/5). He totaled seven stops at New Orleans (12/24) and against the N.Y. Giants (1/2/00). Coakley recorded eight tackles in the NFC Wild Card Playoff Game at Minnesota (1/9/00).

**1998:** Coakley followed a stellar rookie campaign with a solid sophomore season, finishing second on the team with 127 tackles. He closed the year with eight passes defended, tying the third highest total on the team. Coakley was a big part of limiting the Cardinals to 45 rushing yards and 205 total yards by recording three tackles and two passes defended against Arizona (9/6). At Denver (9/13), he led the team with 11 tackles. The next week at the N.Y. Giants (9/21), he finished with six tackles and two passes defended as the Dallas defense limited the Giants to 56 yards. He posted nine tackles against Oakland (9/27) and seven stops at Washington (10/4). Coakley registered eight tackles while helping the defense hold Carolina (10/11) to 37 yards on 21 carries (1.8 avg.). At Chicago (10/18), he led the team with a season-high 15 tackles while also recording a first quarter sack and picking off a third quarter pass to set up a Dallas touchdown. When the Cowboys limited the Eagles to 200 yards of total offense (96 rushing, 104 passing) at Philadelphia (11/2), Coakley led the team with eight tackles and added his second sack of the season. He was second on the team the next week with eight tackles against the N.Y. Giants (11/8). His eight tackles against Minnesota (11/26) on Thanksgiving Day tied him for the team lead. Over the final four games of the regular season, at New Orleans (12/6), at Kansas City (12/13), against Philadelphia (12/20) and Washington (12/27), Coakley recorded nine tackles a game. In the Eagles contest, he also led the team with two special team tackles, giving him 10 for the season – sixth best on the team. In the season finale, his nine stops helped limit the Redskins to 80 yards rushing. In the first postseason action of his career, Coakley recorded five tackles and a special teams stop against Arizona (1/2/99).

**1997:** Coakley was awarded the starting job at weakside linebacker in training camp and never relinquished the position. By season's end, Coakley was the NFL's leader among all rookies in tackles with a Cowboys rookie record 136 stops – a total that was third on the Cowboys defensive list. He was named to All-Rookie teams selected by *Pro Football Weekly* and *Football News*. His 2.5 sacks were the most by a Dallas rookie since Russell Maryland registered 4.5 in 1991, and his sack total was good for seventh place among all NFL rookie defenders. Coakley was the club leader with 10 stops for losses. He was named the NFL's Defensive Rookie of the Month for October after tallying 31 tackles, one tackle for a loss and a fumble return for a touchdown. Coakley became the first rookie to start a season opener for Dallas since Robert Jones in 1992 when he started at Pittsburgh (8/31). Coakley led the team with eight tackles and added his first career interception in his first NFL game, making him the first rookie linebacker to record an interception for Dallas since Dixon Edwards had one against Cincinnati on Oct. 13, 1991. The next week at Arizona (9/7), he totaled eight stops, two tackles for losses, two quarterback pressures and a pass deflection. He also had a sack in overtime that forced a Kent Graham fumble that Dallas recovered. Coakley finished second on the team with 11 tackles at Washington (10/13). He also picked up a Redskins fumble and returned it 16 yards for his first career touchdown, making him the first rookie defender to record a touchdown for Dallas since Edwards scored against Cincinnati. It was also the first fumble return for a touchdown by a Dallas rookie since Larry Cole ran one back 21 yards at Washington on Nov. 17, 1968. He registered a season-high 12 tackles at Green Bay (11/23) while tying the club record with four tackles for a loss. He also registered a sack in the Packers game and went over the 100-tackle mark for the season. Four days later, he posted a season-high tying 12-tackle performance against Tennessee (11/27). In the process, he broke Robert Jones' single-season record for tackles by a rookie. He recorded his sixth double digit tackle game of the season with 10 stops against Carolina (12/8) before again totaling 10 stops in the season finale against the N.Y. Giants (12/21) while adding his 10th tackle for a loss.

**COLLEGE:** Coakley recorded a school record 616 tackles and 13 forced fumbles at Appalachian State, totaling double figure tackles in 37 games and at least 20 stops in seven games. Coakley was a first-team Division I-AA All-America and the Southern Conference Defensive Player of the Year as a sophomore, junior and senior, and, in his first year at ASU, he was named the conference's Defensive Freshman of the Year. In 1995, he was named the inaugural recipient of the Buck Buchanan Award, which honors the nation's best Division I-AA defensive player, and he went on to bring home the same award following his senior season. Coakley was also named the Southern Conference's Athlete of the Year as a junior and senior, marking just the seventh time in conference history that one individual had earned that distinction in consecutive years. As a senior, he accumulated a career-high 166 tackles and was named the league's Defensive Player of the Week after having 20-tackle performances against Wake Forest, East Tennessee State and Furman. As a junior, he averaged 13.6 tackles-per-game in 11 regular season outings (150 total). Coakley was the defensive spark behind a Mountaineer team that went undefeated in the regular season and finished the year 12-1 after losing to Stephen F. Austin in a second round playoff game.

**PERSONAL:** A native of Mt. Pleasant, S.C., Coakley graduated from Wando High School, where he earned four letters in football. He was the team's Most Valuable Player twice and was twice named all-conference as a defensive back. Coakley posted 295 tackles in his final two years of prep football and was named his school's athlete of the year as a senior. He also lettered in wrestling. Coakley earned a degree in communications and advertising at Appalachian State and worked in the school's sports information office. Coakley received the Cowboys Unsung Hero Award in 2002 as selected by his teammates and fans. The Unsung Hero Award honors one player from each NFL team whose determination and commitment transcends the playing field, but whose accomplishments on and off the field are seldom glorified. In November, 2001 Dexter, along with the entire Cowboys linebacker corps, hosted "Blitzed Hunger" and distributed 500 hams at The Salvation Army in the Cowboys/Hormel Hams for the Holidays program. Dexter annually serves as a celebrity escort in the Children's Cancer Fund Fashion Show, which raises funds for pediatric oncology research. He has been a guest football coach at the club's Let Us Play! Sports Camp for Girls, a camp for girls ages 12-15 that are selected from various non-profit agencies in the D/FW metroplex. Dexter also served as a speaker for "Babe's Best," a program created by former Cowboys quarterback and current Dallas CBS affiliate sports anchor Babe Laufenberg to recognize outstanding high school



athletes for their efforts on and off the field. In 2002, Dexter played in a local golf tournament that benefited Happy Hill Farm – a home and school for over 100 abused and neglected children which is also home of the Dallas Cowboys Courage House. Dexter and wife, Nicole, have a daughter, Trinity (3/11/03).

## COAKLEY'S COWBOYS TOTALS

Year	Tackles			Sacks	Tkl/Loss	QB Press.		For. Fum.	Special Teams		
	Solo	Ast.	Tot.			Press.	Def.		Solo	Ast.	Tot.
1997	68	68	136	2.5 (-19)	10 (-11)	4	3	0	6	1	7
1998	63	64	127	2.0 (-14)	4 (-9)	5	8	1	9	1	10
1999	65	66	131	1.0 (-4)	6 (-22)	2	9	1	8	4	12
2000	79	65	144	0.0 (0)	7 (-16)	4	2	1	2	7	9
2001	79	55	134	0.0 (0)	2 (-2)	1	5	2	5	1	6
2002	99	74	173	1.0 (-6)	1 (-1)	5	8	1	2	4	6
Total	453	392	845	6.5 (-43)	30 (-61)	21	35	6	32	18	50

## Playoffs

1998	3	2	5	0.0 (0)	0 (0)	0	0	0	1	0	1
2000	3	5	8	0.0 (0)	0 (0)	0	0	0	1	0	1
Total	6	7	13	0.0 (0)	0 (0)	0	0	0	2	0	2

## Pass Interceptions

Year	No.	Yds.	Avg.	Long	TD
1997	1	6	6.0	6	0
1998	1	18	18.0	18	0
1999	4	119	29.8	49	1
2001	2	39	19.5	29	2
2002	1	52	52.0	52	1
Total	9	234	26.0	52	4

## Opponents' Fumbles Recovered

Year	No.	Yds.	Avg.	Long	TD
1997	1	16	16.0	16	1
1998	1	0	0.0	0	0
2000	1	8	8.0	8	0
2001	1	0	0.0	0	0
2002	1	1	1.0	1	0
Total	5	25	5.0	16	1

## Single-Game Bests

Tackles – 19 @ Arizona, 10/20/02  
Solo Tackles – 15 @ Seattle, 12/16/01 & @ Arizona, 10/20/02  
Assists – 11 @ Chicago, 10/18/98  
Tackles for Losses – 4 @ Green Bay, 11/23/97

Quarterback Pressures – 2 three times, last @ Philadelphia, 9/22/02  
Passes Defensed – 3 vs Miami, 11/25/99 and @ New England, 12/5/99



# Javiar Collins

## Tackle

6'6" ☆ 322 ☆ 4/13/78

Northwestern

FA for '01

NFL: 3rd Year ☆ Cowboys: 3rd Year



**GAMES/STARTS:** 2001 (0/0), 2002 (9/4). Total – 9/4.

**PRO:** Raw potential, size and athletic ability have enabled Collins to make the transition from collegiate defensive tackle to a promising young offensive lineman in the NFL. Signed as a rookie free agent defensive tackle from Northwestern in 2001, Collins worked on both sides of the line as a rookie before concentrating mostly on offensive tackle toward the end of his first professional season. He spent the spring of 2002 in a learning capacity as an offensive tackle with the Frankfurt Galaxy in NFL Europe, where he helped lead the way for 1,433 rushing yards – the second best total in NFL Europe. Injuries and uncertainty on the Dallas line in 2002 forced Collins into extensive action at right tackle where he showed continued improvement and flashes of promise.


**2002:** After being inactive for the season opener at Houston (9/8), Collins earned his first NFL regular season game action on the field goal unit against Tennessee (9/15). In the loss at Philadelphia (9/22), starting right guard Kelvin Garmon was injured in the third quarter, prompting starting right tackle Solomon Page to take Garmon's spot. Collins was then inserted at right tackle and received his initial stretch of extended playing time on the offensive line. In the following week's last-minute victory at St. Louis (9/29), Collins moved into the lineup at right tackle for Larry Allen (ankle) mid-way through first quarter. His solid play helped Dallas allow just two sacks in 38 pass plays, while the Cowboys rushed for 122 yards on 27 carries (4.5 avg.). The next week against the N.Y. Giants (10/6), Collins once again took over at right tackle for Allen (ankle) in the first quarter and helped limit DE Michael Strahan to four tackles and no sacks for the day. He made his first NFL start against Carolina (10/13) when he replaced Allen (moved to left guard) at right tackle and helped Dallas gain 311 total yards in a 14-13 victory. Collins earned his second career start at Arizona (10/20) with Allen inactive (ankle), and he helped Dallas rush for 148 yards and a 4.1 yards-per-carry average. The line allowed just two sacks on the day despite two changes at the left guard position because of injuries. Collins earned a spot in history against Seattle (10/27) as Emmitt Smith earned his first 100-yard rushing game of the year and passed Walter Payton as the NFL's all-time leading rusher with Collins at right tackle. Collins, however, suffered a sprained MCL in his right knee on

the final extra point of the game and did not return. The injury forced him to miss the next six games. In the loss to Philadelphia (12/21), Collins returned to action after taking over at right tackle for Page, who sprained a knee on the game's second drive. Collins went the distance at right tackle the following week in the season ending loss at Washington (12/29) in place of Page.

**2001:** Collins was inactive for all 16 games in his first year with the Cowboys. He was one of only four rookie free agents to make the roster out of training camp. After working at nose tackle with the third unit during preseason and recording three tackles, Collins moved to offensive tackle the first week of the regular season. After working on both sides of the ball during the first half of the season, Collins concentrated on offense during the second half of the year.

**COLLEGE:** During his senior campaign at Northwestern, Collins started at defensive tackle and led all linemen with 49 tackles, a career-high 11 tackles for losses and three sacks. As a junior, Collins finished the year with 38 tackles and led the defensive line with four sacks. Playing in all 12 games and starting five as a sophomore, Collins recorded 36 tackles, three for a loss and one sack. Collins saw action in eight games as a special teams player as a redshirt freshman.

**PERSONAL:** Javiar Lawrence Collins was named *Blue Chip Illustrated* All-America and *SuperPrep* all-mid-west as he recorded 105 tackles, nine sacks and four forced fumbles as a senior at St. Thomas Academy in St. Paul, Minn., to earn all-state, all-metro and all-conference honors in football and basketball. He earned two letters in football and three in basketball. As a member of the 2001 Rookie Club program which introduces rookie team members to community service in the Dallas area, Collins participated in monthly visits to charitable organizations serving children. Collins has also participated in The Salvation Army Angel Tree program for needy children during the holiday season and the offensive line's ongoing support of The Rise School of Dallas in the club's First Downs for down Syndrome program. Collins graduated from Northwestern with a degree in communications.



## Billy Cundiff


**Kicker**

**6'1" ★ 201 ★ 3/30/80**

**Drake**

**FA for '02**

**NFL: 2nd Year ★ Cowboys: 2nd Year**



**GAMES/STARTS:** 2002 (16/0).

**PRO:** After an intense preseason "kick-off" with Tim Seder, Billy Cundiff won the Cowboys kicking job in 2002 after connecting on seven-of-10 field goal attempts – including a 52-yarder – and all four extra point attempts during preseason action. He became the 10th Dallas kicker since the 1989 season, joining the likes of Roger Ruzek (1989), Luis Zendejas (1989), Ken Willis (1990-91), Lin Elliott (1992-93), Eddie Murray (1993, 1999), Chris Boniol (1994-96), Richie Cunningham (1997-99), Tim Seder (2000-01) and Jon Hilbert (2001). While getting a limited number of opportunities as a rookie, Cundiff still led the team in scoring with 61 points. Versatile enough to also handle kickoff chores, Cundiff should only continue to improve in his second season.

**2002:** After winning the kicking job in preseason, Cundiff went on the hit 12-of-19 field goal attempts and all 25 of his extra point tries to lead the team with 61 points. He also took over the kickoff chores following the release of Micah Knorr on Oct. 22. Cundiff went on to place two of his 24 kickoffs into the end zone with one touchback. He averaged 60.9 yards (the nine-yard line) per kickoff, and the opponent's average starting position following his kickoffs was the 30.5-yard line. For the season, Dallas finished seventh in the NFC, 13th in NFL, in opponents drive start following kickoffs with a 28.3 yard-line starting spot. Cundiff opened the season by hitting his first career field goal attempt, a 33-yarder at Houston (9/8). He later missed a 42-yard attempt in the second half. He was three-of-three on extra points against Tennessee (9/15) but did not attempt a field goal, snapping a streak of 13 consecutive games in which Dallas had connected on a field goal. At Philadelphia (9/22), Cundiff was back on the field, hitting both field goal attempts, including a 47-yarder. The biggest moment of Cundiff's brief career came at St. Louis (9/29), where he earned NFC Special Teams Player of the Week honors by hitting a 48-yard field goal with 0:00 remaining to give Dallas a 13-10 win. He had earlier nailed a 35-yard kick with 4:23 remaining in the game to tie the score at 10-10. The 48-yard kick was the longest game-winning field goal (in the final 2:00 or overtime) in club history. Despite hitting the right upright on a 45-yard attempt against the N.Y. Giants (10/6), he came back to nail a 32-yarder and two extra points. Cundiff hit both extra points but did not attempt a field goal in the 14-13 win over Carolina (10/13). He missed a 49-yard attempt on his only kick at Arizona (10/20). With the release of Knorr, Cundiff took over kickoff duties beginning against Seattle (10/27) and averaged 66 yards on three kickoffs. The Seahawks average start was their 24-yard line. At Indianapolis (11/17), he hit a 21-yard field goal, his first career attempt inside of 30 yards. It was also his first field goal attempt in three games. His 42-yard field goal with 4:23 remaining in the game against Washington (11/28)





put Dallas up 27-20. Cundiff would finish with nine points against the Redskins on three extra points and two-of-three field goals. Against San Francisco (12/8), Cundiff hit 23- and 37-yard field goals in the first quarter but was wide right on a 47-yard attempt in the fourth. He hit all three extra points and also recorded his first career special teams tackle with a takedown of Jamal Robertson to prevent a touchdown on a kickoff return. Cundiff hit his only field goal attempt of the day, a 42-yard effort, against Philadelphia (12/21) and then closed out the season hitting both extra points at Washington (12/29).

**COLLEGE:** Cundiff – who made eight field goals of 50-yards or more during his collegiate career – finished his time at Drake with 15 school and seven Pioneer Football League kicking records, including career points (284), career field goals (49-of-79) and career PATs (137-of-151). His 49 field goals made ranks 14th on the NCAA I-AA career field goal list, and he owns the second longest field goal in NCAA I-AA history with a 62-yarder against San Diego in 2000. He became the first player in league history to be named first-team All-Pioneer League four consecutive seasons while also earning three consecutive All-Academic team honors from the Pioneer League. As a senior Cundiff earned Division I-AA All-America honors and was named co-recipient of the Jerry Howlett Award, which is presented annually to Drake's outstanding student-athlete. He led the league in scoring with 62 points (11-of-17 field goals and 29-of-33 extra points). Cundiff earned *Football Gazette's* NCAA I-AA Mid-Major Player of the Year award as a junior when he finished second in the nation with 20 field goals (on 27 attempts) while converting 40-of-44 PATs. For the year he established 15 school records – including field goals made (20) and points by a kicker (100) – while tying two other marks. He connected on a school-record five field goals from 54-, 37-, 32-, 52- and 21-yards against Wisconsin-Stevens Point to help score a school kicking record 17 points. Cundiff set school and league marks with a 62-yard field goal, along with 30- and 29-yards, against San Diego. For the season, he converted five-of-seven field goal attempts from beyond 50 yards. Cundiff led the Pioneer League with 67 points. In his first collegiate season, Cundiff became the first freshman kicker in Pioneer Football League history to earn first-team all-conference honors.

**PERSONAL:** Cundiff was named *Omaha World Herald* and Council Bluffs Nonpareil Southwest Iowa Prep Athlete of the Year for the 1997-98 school year after leading Harlan, Iowa, High School to the Iowa Class 3A state football championship and being named to the Iowa Class 3A all-state tournament team in 1998. The two-time all-state football player also led Harlan to the 1995 state football title. The secondary education major finished second in the high jump at the 1997 Iowa state track meet with a jump of 6'6". As a member of the Cowboys 2002 Rookie Club – a program designed to introduce rookie team member to community service in the Dallas area – Cundiff participated in monthly charity visits to non-profit organizations serving children. He also participated in the team's annual United Way Hometown Huddle event hosted at the club's training facility for 100 children from The Salvation Army. In the spring of 2003, Cundiff participated in the Texas Air National Guard – 136th Air Wing Lift Family Day honoring the families of those serving in the military, participated in the Plano Komen Race For The Cure and served as celebrity football coach in the club's seventh annual Dallas Cowboys Let Us Play! Sports Camp for 150 girls from various Dallas area non-profit agencies. Cundiff went back to school in the spring of 2003 and graduated in May with a degree in history from Drake.

## CUNDIFF'S COWBOYS TOTALS

Year	Scoring					Total	Pct.
	PAT	FG	Long	Points			
2002	25-25	12-19	48	61			
Year	Field Goal Accuracy					Total	Pct.
	11-19	20-29	30-39	40-49	50+		
2002	0-0	3-3	5-7	4-8	0-1	12-19	632

## Single Game Bests

Field Goals – 2 four times, last vs. San Francisco (12/8/02)  
 Long Field Goal – 48 yards @ St. Louis (9/29/02)  
 Points – 9 vs. Washington (11/28/02) and vs. San Francisco (12/8/02)



## Woodrow Dantzler

Safety

5'10" ★ 209 ★ 10/4/79

Clemson  
FA for '02

NFL: 2nd Year ★ Cowboys: 2nd Year



GAMES/STARTS: 2002 (5/0).

**PRO:** After a record setting career as the quarterback at Clemson, Woodrow Dantzler signed with the Cowboys as a rookie free agent in 2002 and hoped to make the squad as a running back. After a three

month stint on the Cowboys practice squad, Dantzler was moved to the active roster and showed coaches his abilities as a kick returner over the final month of the season, including a highlight reel 84-yard touchdown return. Having made an impression on the coaching staff with his attitude and athletic ability, Dantzler is now working in the defensive secondary as a safety. This versatility and ability to make plays in the kicking game will be vital for Dantzler as he works to maintain his spot on the Cowboys roster.

**2002:** After making the change from collegiate quarterback to professional running back, Dantzler led Dallas during preseason action with a 44.6 kickoff return average while carrying the ball 11 times for 33 yards. He was released on the final cut, but immediately signed to Dallas's practice squad. He remained there for the first 12 weeks of the season before being moved to the active roster on Nov. 26. Seeing most of his action on kickoff returns, he posted a 22.3-yard average on 27 returns over the final five games of the season. He began his NFL career against Washington (11/28), returning three kicks for a 20.3-yard average. The following week against San Francisco, he totaled 185 yards on six returns (30.8 avg.), including one of the most spectacular plays of the season. After catching a 49ers kickoff at the Dallas 16-yard line, Dantzler bounced off a couple of would-be tacklers and headed to the right sidelines. After avoiding another tackle attempt, he tightrope walked the sideline on one foot before gaining his balance and shooting down the sideline for a touchdown. The return followed a San Francisco touchdown and put Dallas back on top 20-17. At the N.Y. Giants (12/15), he tied Mel Renfro's club record with eight kickoff returns for 191 yards (23.9 avg.). He was limited to a 17.5-yard average on six returns against Philadelphia (12/21) while recording his first career fumble. He closed his first NFL season at Washington (12/29) by returning four kickoffs for 60 yards.

**COLLEGE:** Dantzler finished his collegiate career completing 445-of-773 passes for 5,819 yards, 37 touchdowns and 24 interceptions while rushing for 2,704 yards and 27 touchdowns on 576 carries, becoming only the third signal caller in NCAA history to pass for 5,000 yards and rush for 2,500 yards during his career. He also became the first quarterback in NCAA history to throw for 2,000 yards and rush for 1,000 yards in a single season. He is Clemson's all-time passing yards leader (5,819) and touchdown passer (37). As a senior, Dantzler completed 188-of-311 passes for 2,360 yards, 17 touchdowns and 11 interceptions while rushing for 1,004 yards and 10 touchdowns on 206 attempts. He was a midseason Heisman candidate before suffering a left upper-ankle injury as a junior, finishing the 2000 season with 137 completions on 244 attempts for 1,871 yards, 11 touchdowns and seven interceptions. As a sophomore, he led the 30th ranked offense in the nation by averaging 231 total yards-per-game while completing 112-of-201 passes for nine touchdowns and six interceptions.

**PERSONAL:** In his three-year prep career at Orangeburg-Wilkinson High School in Orangeburg, S.C., Dantzler completed 507-of-791 passes for 7,113 yards and 60 touchdowns while rushing for 3,134 yards and 35 touchdowns. He was a *SuperPrep* All-America while also running track and finishing third in the state in the 400-meter hurdles. He received a degree in marketing in August 2001. Dantzler has been very active in the community since becoming a Cowboy. In addition to participating in monthly charity appearances during the season with the team's Rookie Club, he has been actively involved with the Texas D.A.R.E. Foundation, served as a guest speaker at local elementary schools, participated in the annual Spina Bifida bowl-a-thon, visited with patients at Texas Scottish Rite Hospital for Children and served as a celebrity guest coach at the Cowboys Let Us Play! Sports Camp for 150 underprivileged girls from area non-profit agencies.

DANTZLER'S COWBOYS TOTALS

Year	Kickoff Returns				
	No.	Yds.	Avg.	Long	TD
2002	27	602	22.3	84t	1

**Single-Game Bests**  
 Kickoff returns - 8 @ N.Y. Giants, 12/15/02  
 Kickoff return yards - 191 @ N.Y. Giants, 12/15/02  
 Long kickoff return - 84t vs. San Francisco, 12/8/02  
 Kickoff return average - 30.8 vs. San Francisco, 12/8/02



**Keith Davis**

**Safety**

5'10" ★ 201 ★ 12/30/78

Sam Houston

FA for '01

NFL: 2nd Year ★ Cowboys: 2nd Year



**GAMES/STARTS:** 2002 (8/0).

**PRO:** Keith Davis earned a shot with the Cowboys as a rookie free agent out of training camp. After moving between the practice squad and active roster in 2002 due to injuries in the Dallas secondary, Davis will once again be fighting for a chance to add depth to the secondary while working in nickel and dime packages.





**2002:** Davis signed with the Cowboys as a rookie free agent and totaled eight tackles and an interception in preseason action. He was released Sept. 1 and signed to the Cowboys practice squad Sept. 2. He was released again on Sept. 10, but re-signed to the practice squad Sept. 16. He was then moved to the active roster on Oct. 12 and recorded four tackles against Carolina (10/13) in his first NFL action. He recorded a tackle, two quarterback pressures and a pass defended at Arizona (10/20). He was waived Oct. 22 and re-signed to the Dallas practice squad Oct. 23. Davis moved back to the active roster on Nov. 22 and went on to record at least one special teams tackle in each of the last six games of the season, including two in the Thanksgiving Day win over Washington (11/28).

**COLLEGE:** Davis finished his collegiate career by leading Sam Houston with 96 tackles – including a team-high 67 solo stops – while also recording seven passes defended, three forced fumbles, a sack and a fumble recovery. This effort brought All-America honors from the American Football Coaches Association and All-Southland League honors. He finished his Bearkat career fourth on the school's career tackle list with 339 stops. As a junior, Davis was named Southland Football League Defensive Player of the Year and team Most Valuable Player after posting 99 tackles, a team-high 14 tackles behind the line of scrimmage and two interceptions while blocking two punts. Davis earned honorable mention All-Southland honors after recording 104 tackles, 11 passes defended, three forced fumbles, two interceptions and two fumble recoveries as a sophomore. He also blocked three punts during that campaign. Davis started five games as a redshirt freshman for the Bearkats, totaling 40 tackles.

**PERSONAL:** Davis was a two-time all-state and all-district wide receiver and defensive back for Italy, Texas, High School. The four-year starter blocked five punts and caught 33 touchdown passes during his final two prep campaigns. Davis was a starter on the Gladiators basketball team that won the 1997 Class AA state championship. He was also a starter on the baseball team. As a member of the Cowboys 2002 Rookie Club – a program designed to introduce rookie team members to community service in the Dallas area – Davis participated in monthly charity visits to non-profit organizations helping children.

DAVIS'S COWBOYS TOTALS

Year	Tackles			Sacks	Tk/ Loss	QB Press.		Fum. Forc.	Special Teams		
	Solo	Ast.	Tot.			Def.	Off.		Solo	Ast.	Tot.
2002	2	3	5	0.0 (0)	0(0)	2	1	0	3	-5	8



# Tony Dixon

**Safety**

6'1" ★ 213 ★ 6/18/79

Alabama

D-2b for '01 (56th overall)

NFL: 3rd Year ★ Cowboys: 3rd Year



**GAMES/STARTS:** 2001 (8/0), 2002 (16/7). Totals – 24/7.

**PRO:** Tony Dixon evolved into a very integral part of the Cowboys' defense in his second season in Dallas. Built from the same mold as the club's hard-hitting Darren Woodson, Dixon should help shore up the team's defense against both the pass and run. After a rookie campaign that saw him limited by injuries, Dixon bounced back in 2002 and became a key cog in the secondary and on special teams. His work in the nickel package and in place of an injured Darren Woodson gave him the opportunity to get on the field and show everyone the talent that made him a second round draft choice in 2001. He has shown a willingness to fill the holes and play aggressively near the line of scrimmage, but he is not limited to being a tough tackling run-stuffer. Dixon has also displayed good instincts in the passing game to go with the speed to cover ground in the secondary. On top of the physical package, Dixon also has the smarts to handle the added pressure of calling shots in the defensive secondary, having excelled in the classroom and graduated from Alabama in just three and a half years.

**2002:** Dixon opened the 2002 season as a vital part of the club's nickel package, replacing Darren Woodson (who moved to the slot) at strong safety. In the 10th game of the season, Woodson suffered a season-ending groin injury that forced Dixon into the line-up full-time. He responded to these demands with 49 tackles, two sacks, two passes defended, four quarterback pressures and his first career interception. He was also third on the team with 16 special teams tackles. Dixon suffered a strained hamstring early in the first half against Tennessee (9/15) and did not return. He was back in action the next week at Philadelphia (9/22), recording a tackle and a special teams stop. At St. Louis (9/29), he recorded three key tackles in the "42" and "nickel" packages while finishing second on the team with three special teams tackles. His play on the coverage teams helped limit Terrence Wilkins to one yard on three punt returns, along with one fair catch. Dixon came on to record four tackles against the N.Y. Giants (10/6), and his three tackles against Carolina (10/13) helped limit the Panthers to 192 net passing yards. Dixon earned his first NFL



start at Arizona (10/20) when the Cardinals opened with three wide receivers. His five tackles against Seattle (10/27) helped limit the Seahawks to 170 net passing yards. At Detroit (11/3), Dixon recorded two tackles, broke up a pass and added a quarterback pressure as the Lions were limited to 96 net yards passing and a 13.0% third-down conversion rate. Dixon was forced into the full glare of the spotlight at Indianapolis (11/17) when he took over at strong safety for Woodson in the middle of the second quarter after Woodson suffered a strained groin. He went on to record three tackles on the afternoon. His first career start at strong safety in the standard defensive package came against Jacksonville (11/24), where he went on to record five tackles while helping limit the Jags to 194 net passing yards – including a 9.2 yards-per-catch average and just one pass over 20 yards. Dixon recorded four tackles and a quarterback pressure against Washington (11/28) as the Redskins finished the day throwing four interceptions and generating just 121 second half yards on eight possessions. He tied for fourth on the team with six tackles at the N.Y. Giants (12/15). His first sack of the season came against Philadelphia (12/21), while adding four tackles. Dixon finished the year with one of the best performances of his career, recording a career-high eight tackles at Washington (12/29). He was also involved in forcing three turnovers: recording the first interception of his career with a first quarter pick, and then on back-to-back drives in the third quarter forcing fumbles – one during his sack of Patrick Ramsey – that Dallas recovered.

**2001:** Dixon entered his rookie season nursing a strained hamstring and was deactivated for the season opener against Tampa Bay (9/9). He saw his first NFL action and recorded two tackles working at safety in nickel packages against San Diego (9/23). He continued to see duty as the club's nickel safety the first half of the season and recorded his first career sack with a take-down of Rich Gannon at Oakland (10/7). He also tied for second on the team with two special teams tackles against the Raiders. While covering the second half kickoff at the N.Y. Giants (11/4), Dixon suffered a high ankle sprain in his left leg. The injury forced him to the sidelines for the next five weeks. He returned to practice during the week leading up to the Seattle (12/19) contest but was inactive for that game as well as the following week at Arizona (12/23). Dixon returned to action on special teams against San Francisco (12/30), and then he was back on the field in nickel packages in the season-finale at Detroit (1/6/02).

**COLLEGE:** A three-year starter at safety for the Crimson Tide, Dixon finished his career with 252 stops. He finished third on the team with 90 tackles and added two interceptions as a senior free safety. Six times over the final nine games of his college career, he reached double figures in tackles, including a career-high 17 tackles against Tennessee. Dixon split time between strong and free safety during his junior campaign, starting the first five games of the year at free before moving to strong. He went on to finish the year second on the squad with 65 tackles for an Alabama team that went 10-3 and captured the SEC title. He saved his best game for the biggest stage, forcing a fumble and contributing a season-high 13 tackles against Florida in Alabama's 34-7 SEC title game win. Dixon moved into the starting lineup at strong safety as a sophomore. He led the secondary and was third on the team with 75 tackles.

**PERSONAL:** Dixon graduated from Alabama with a degree in business management in December 2000. As a junior at Alabama, he was one of 300 student-athletes from around the nation selected to participate in the third annual NCAA Foundation Leadership Conference. Dixon was a four-year starter, lettering in football, basketball and baseball at Pickens County High School in Reform, Ala., earning all-state gridiron honors as a senior. He played both ways for the Tornados, rushing for 1,450 yards and 18 touchdowns, passing for two touchdowns and catching another score as a receiver. On defense, he had six sacks, four interceptions and two fumble recoveries. As a junior, he rushed for 1,286 yards and 17 touchdowns while recording 115 tackles and six interceptions on defense – three of which he returned for touchdowns. Dixon earned an advanced diploma and finished fourth in his graduating class. He also became the first athlete from Pickens County High School to sign a Division I scholarship. Off the field, Dixon was the school's Boys' State representative and also served as president and vice president of the student council. As a rookie, Dixon was a member of the Cowboys inaugural "Rookie Club," a program designed to introduce rookies to community service. Throughout the 2001 season, the rookies made visits to and spent time with children at Children's Medical Center of Dallas, Oak Cliff Boys and Girls Clubs, The Salvation Army and its' Christmas Distribution Center. Since his rookie season, Dixon has committed himself to volunteering in the Dallas-Ft. Worth community. He has participated in the Plano Komen Race For The Cure, served as a guest speaker at the Rockwall United Way event, the Oak Cliff Boys and Girls Club's Youth Summit and more recently at the 2003 Arlington Silver Eagle Boys Scouts Longhorn Council Annual Fundraising Luncheon. He has also participated in The Salvation Army Angel Tree program providing clothing and toys to needy children, served dinner and interacted with families at the Dallas Ronald McDonald House, served as a football coach at the club's annual United Way Hometown Huddle event for over 100 underprivileged youth and attended the Daryl Johnston hosted MDA Muscle Team Bash as a celebrity guest.

DIXON'S COWBOYS TOTALS

Year	Tackles			Sacks	Tkl/ Loss	QB Press.	Passes Def.	For. Fum.	Special Teams		
	Solo	Ast.	Tot.						Solo	Ast.	Tot.
2001	3	2	5	1.0 (-2)	0(0)	0	1	0	5	2	7
2002	26	23	49	2.0 (-16)	0(0)	4	2	2	10	6	16
Totals	29	25	54	3.0 (-18)	0(0)	4	3	2	15	8	23

Year	Interceptions				
	No.	Yds.	Avg.	Long	TD
2002	1	0	0.0	0	0

**Single-Game Bests**  
 Tackles – 8 @ Washington (12/29/02)  
 Forced Fumbles – 2 @ Washington (12/29/02)





# Mario Edwards

## Cornerback

6'0" ★ 199 ★ 12/1/75

Florida State

D6 for '00 (180th overall)

NFL: 4th Year ★ Cowboys: 4th Year



**GAMES/STARTS:** 2000 (11/1), 2001 (16/15), 2002 (15/15). Total - (42/31).

**PRO:** As one of three Dallas cornerbacks selected in the 2000 NFL Draft, Mario Edwards has rapidly surfaced as a productive player who benefited from the experience of being a starter on the NFL's fourth ranked defense in 2001. Edwards, the third of those three corners selected (sixth round - 180th overall), immediately caught the attention of Cowboys coaches with his attitude and hard work. While being thrown into the fire as a second-year player in 2001, he displayed poise, athleticism and playmaking ability. He followed that season with another productive year as a starter in 2002. His most visible asset is his ability to locate the ball in the air and make plays on the ball as it approaches an intended receiver. Edwards is an aggressive competitor who rarely gets beat deep. With two years of starting experience under his belt, he will be expected to continue his improvement while facing a more competitive situation for playing time in 2003.

**2002:** Edwards finished the year eighth on the team with a career-high 72 tackles, while finishing third in interceptions with two. He also broke up eight passes to finish tied for fourth on the team. Edwards opened his second season as a starter at left cornerback at Houston (9/8), contributing three tackles and a tackle for lost yardage while surrendering no Texan pass receptions by the receivers he covered. In the win over Tennessee (9/15), Edwards contributed six tackles and a pass deflection. At Philadelphia (9/22), he had five tackles. In the win at St. Louis (9/29), Edwards contributed five tackles and a pass deflection. He added five more tackles against the N.Y. Giants (10/6) in helping limit the Giants to one pass play of over 20 yards. He missed the win over Carolina (10/13) with a quad contusion suffered in the Giants game. Edwards returned to action at Arizona (10/20) and registered six tackles and a deflected pass. He had three tackles and a deflected pass in the loss at Detroit (11/3) before adding another six stops at Indianapolis (11/17). In the win over Jacksonville (11/24), Edwards was very involved in run support and tallied a career-high 10 tackles. He also recovered a Jags fumble in the end zone that stopped an apparent Jacksonville scoring drive. In the Thanksgiving Day win over Washington (11/28), Edwards registered the first multiple interception game of his career with two picks to go with a career-high tying three passes defensed. The first theft came in the end zone to stop a first quarter Redskins' drive. The second came on the last play of the game. Against San Francisco (12/8), he totaled six tackles, one of which resulted in lost yardage. In the loss at New York (12/15), Edwards contributed five unassisted tackles. He posted two stops against Philadelphia (12/21) before leaving the game in the second quarter with a neck injury. He returned to action in the season finale at Washington (12/29) to record four tackles in helping limit the Redskins to 201 net passing yards.

**2001:** An opening day starter at left cornerback, Edwards led the Cowboys in passes defensed with 11 and was the eighth leading tackler on the squad with 58 stops. Edwards played a key role in the surprising performance of the Dallas defense that finished the season ranked fourth in the NFL - allowing 287.4 yards-per-game. The Dallas secondary helped limit opponents to 180.6 yards-per-game, which ranked third in the NFL. That ranking was bolstered by Dallas' ability to hold opponents to under 150 yards passing in seven games in 2001. Edwards registered a season-high six tackles in four games during the 2001 season - against Tampa Bay (9/9), Washington (10/15), Arizona (10/28) and Denver (11/22). In the overtime loss at New York (11/4), Edwards returned his first career interception 71 yards for a touch-down to put Dallas up 24-7 at the half. Edwards posted a career-high three passes defensed in the loss to Denver (11/22) to go with six tackles. At Atlanta (11/11), he registered two tackles and broke up a pass while helping limit the Falcons to 46 net yards passing, the lowest passing total by an opponent since the N.Y. Giants were held to 42 yards on Sept. 8, 1996. He broke up two passes in the win over New York (12/9) and then broke up another pass while recording five tackles at Seattle (12/16).

**2000:** Despite suffering a strained left hamstring in preseason that kept him on the club's inactive list the first four weeks of the regular season, Edwards tied for fourth on the team with 11 special teams tackles. For the season, Edwards recorded a special teams tackle in eight of the 11 games he played and was a key member of a kickoff coverage unit that finished the year third in the league in opponents average starting position following kickoffs. His NFL debut came on special teams at Carolina (10/1), and he responded with one tackle. Against Arizona (10/22), he tied for second on the team with two special teams tackles. As proof of his improvement as the season progressed, Edwards recorded five special teams tackles over the season's final three games. He tied for second on the team with two special teams tackles against Washington (12/10) as Deion Sanders was limited to one return for 11 yards on three punts. The following week, he tied for the team lead with two special teams tackles against the N.Y. Giants

(12/17). In the season finale at Tennessee (12/25), Edwards earned his first NFL start, lining up at left cornerback while Phillippi Sparks moved to safety. He recorded three tackles and broke up a pass while helping limit the Titans to a 10.8 yards-per-catch average.

**COLLEGE:** Edwards started two national championship games in his final two seasons at Florida State and played for Seminole teams that finished the 1995, 1996, 1998 and 1999 seasons ranked No. 4, 3, 3 and 1 in the nation, respectively. As a senior, he helped the Seminoles to the national title with a win over Virginia Tech in the Sugar Bowl and earned All-ACC honors at left cornerback. After redshirting during his third year at Florida State, Edwards ranked eighth in the nation in interceptions with six as a junior and earned second-team All-ACC honors. While helping the Seminoles lead the nation in pass defense, Edwards led the team with 11 pass deflections and closed the year with 20 tackles. He set a school record, and tied the conference record, by registering four interceptions in a game against Wake Forest.

**PERSONAL:** A social sciences major at Florida State, Edwards attended Pascagoula, Miss., High School – the same school that produced former Florida State All-America corner Terrell Buckley. Edwards, a high school All-America choice, was one of the most highly regarded high school players in the country in 1995. He finished his high school career with a senior season that included 61 tackles, four interceptions and 14 pass deflections.

EDWARDS' COWBOYS TOTALS


Year	Tackles			Sacks	Tkl/Loss	QB Press.	Passes Def.	For. Fum.	Special Teams		
	Solo	Asst.	Tot.						Solo	Asst.	Tot.
2000	3	—	3	0.0 (0)	0(0)	0	1	0	5	6	11
2001	48	10	58	0.0 (0)	2(-2)	0	11	0	0	0	0
2002	65	7	72	0.0 (0)	2(-5)	0	8	0	0	0	0
Total	116	17	133	0.0 (0)	4(-7)	0	20	0	5	6	11

Year	Opponents' Fumbles Recovered				TD	Year	Interceptions				
	No.	Yds.	Avg.	Long			No.	Yds.	Avg.	Long	TD
2001	1	2	2.0	2	0	2001	1	71	71.0	71	1
2002	1	0	0.0	0	0	2002	2	29	14.5	29	0
Totals	2	2	1.0	2	0	Totals	3	100	33.3	71	1

Single-Game Bests

Tackles – 10 vs. Jacksonville, 11/24/02  
 Solo Tackles – 9 vs. Jacksonville, 11/24/02  
 Passes Defended – 3 vs. Denver, 11/22/01 and vs. Washington, 11/28/02  
 Interceptions – 2 vs. Washington, 11/28/02



## Ebenezer Ekuban


### Defensive End

**6'3" ★ 265 ★ 5/29/76**

**North Carolina**

**D-1 for '99 (20th overall)**

**NFL: 5th Year ★ Cowboys: 5th Year**



**GAMES/STARTS** (regular season, playoffs): 1999 (16/2, 1/1), 2000 (12/2), 2001 (1/1), 2002 (16/15). Total – 45/20, 1/1.

**PRO:** Ebenezer Ekuban made a full recovery from back surgery in 2001 to post career-best statistics during the 2002 season, demonstrating his continued development as an NFL defensive end. His outstanding size, speed and quickness make him a pass rusher that can create havoc in opponent's backfields, as witnessed by his team leading 6.5 sacks in 2000. Originally a tight end who was converted to the defensive line at the mid-point of his collegiate career, Ekuban's desire and work ethic have contributed to his development at defensive end. His intelligence and enthusiasm to learn the intricacies of the game round out a very promising package.

**2002:** Ekuban rebounded from his back surgery in 2001 to establish career-highs in tackles (43) and quarterback pressures (20) in 2002 while adding two tackles for losses, a sack and a forced fumble. He returned to the playing field and the starting lineup in the season opener at Houston (9/8) and recorded a tackle, a sack and two pressures as part of a defense that recorded six sacks on the night, the best showing by a Cowboys defense since posting nine sacks against Arizona on Nov. 9, 1997. He helped limit Eddie George to a 3.4 yards-per-carry average against Tennessee (9/15) with four tackles, then tied for the team lead among linemen with five stops and a forced fumble at Philadelphia (9/22). After registering a tackle and two pressures at St. Louis (9/29), Ekuban recovered his second fumble of the season while adding three tackles against the N.Y. Giants (10/6). Against Carolina (10/13), he tallied a season-high six tackles and a tackle for a loss while helping limit the Panthers to a 3.5 yards-per-carry average and a long run of nine yards. He followed that performance by leading the team with three quarterback pressures at Arizona (10/20) while adding four tackles. He again posted four tackles the next week against Seattle (10/27) in helping limit Shaun Alexander to 58 yards on 23 carries (2.5 avg.). At Detroit (11/3), Ekuban tied for the





lead among defensive linemen with four tackles and added two quarterback pressures before straining his left quad in the third quarter and missing the remainder of the game. His work helped limit the Lions to 148 total yards – the fewest by a Dallas opponent since the N.Y. Giants were held to 105 total yards on Sept. 8, 1996 – including only 52 rushing yards on 23 carries (2.3 avg.). He was limited by his quad strain at Indianapolis (11/17), but still managed to log three stops in a reserve capacity. He returned to the starting lineup against Jacksonville (11/24), but was held without a tackle. He then posted two stops against Washington (11/28), two tackles and two pressures against San Francisco (12/8) and two tackles, including one for a loss, at the N.Y. Giants (12/15). He closed out the season by posting two tackles and two pressures at Washington (12/29), with his biggest play of the game occurring when he ran down Ladell Betts from behind at the goal line and forced him to fumble out of the end zone for a touchback.

**2001:** Unknown to everyone at the time, Ekuban's one tackle and quarterback pressure in the first half against Tampa Bay (9/9) would prove to be his season. Forced to undergo a microscopic lumbar discectomy on Sept. 17 to repair the herniated disc between the L4 and L5 vertebrae, Ekuban was deactivated for 12 games following the surgery. He returned to practice on a limited basis on Nov. 9 but suffered continued pain and was forced to take more time off. His season finally came to an end on Dec. 21 when he was placed on injured reserve.

**2000:** Despite moving from a starting role to a reserve capacity early in the season, Ekuban led the team with 6.5 sacks and tied for the team lead with two forced fumbles while posting 25 tackles, seven quarterback pressures and four stops behind the line. In his first start in a non-injury replacement role, he recorded two tackles and a pressure in the season opener against Philadelphia (9/3). At Arizona (9/10), he teamed with Leon Lett to register his first half sack of the season while also recording five stops in helping limit the Cardinals to 3.0 yards-per-rush on 33 carries. He moved into a reserve capacity at Washington (9/18) and came off the bench to post two tackles, a sack and a tackle for an 18-yard loss to help limit the Redskins to 3.7 yards-per-carry. Ekuban dislocated his right great toe early in the game against San Francisco (9/24), causing him to miss the remainder of the 49ers game, as well as the next four games. He returned to action at Philadelphia (11/5) and tallied two stops before posting two tackles against Cincinnati (11/12). Ekuban recorded one of Dallas' biggest plays against the Bengals when he sacked Akili Smith, forced a fumble on the play and recovered the fumble. It marked the first forced fumble and fumble recovery of his career. Ekuban recorded a tackle, a sack and a forced fumble against Minnesota (11/23) on Thanksgiving Day. He posted two sacks against Washington (12/10) while also recording a career-high four quarterback pressures. Ekuban also saw action at tight end in goal-line situations against the Redskins. Against the N.Y. Giants (12/17), he tallied two stops, including one for a loss, two pressures and a sack. He helped hold New York to 126 net passing yards, and he pressured Kerry Collins into throwing an interception in the Dallas end zone. Ekuban registered four tackles in the season finale at Tennessee (12/25).

**1999:** Ekuban saw consistent action throughout his rookie season, playing in every game while starting the final two games of the year after Greg Ellis was felled with a broken leg. His performance and development enabled Ekuban to earn All-Rookie honors from *Pro Football Weekly* and *The Football News*. Used primarily as a pass rusher in spot situations, he finished the season with 33 tackles and 2.5 sacks. While opening his professional career in Washington D.C., where he attended high school, Ekuban tied for the team lead with two quarterback pressures in the overtime win over the Redskins (9/12). The following week against Atlanta (9/20), he showed his versatility by registering one tackle on defense while also seeing goal-line action at tight end, providing a key block that enabled Emmitt Smith to score the Cowboys' first touchdown. After Ellis suffered a broken leg in the win over Philadelphia (12/12), Ekuban went from part-time player to starter for the remainder of the year. He responded in the win over Philadelphia by recording his first career sack. He ended the day with 1.5 sacks, which marked the most in a game by a Dallas rookie since Russell Maryland recorded 2.0 against Pittsburgh on Nov. 28, 1991. The following week against the N.Y. Jets (12/19), Ekuban saw his most extensive playing time of the season and responded with five tackles. He then earned his first career start on Christmas Eve in New Orleans (12/24), leading the team with a career-high nine tackles while lining up across from Pro Bowl tackle Willie Roaf. He also added a sack and a tackle for a loss as the defensive front helped limit Ricky Williams to 61 yards on 23 carries (2.7 average). The following week in a playoff clinching win over the N.Y. Giants (1/2/00), Ekuban led all defensive linemen with five tackles and tied for the team lead with three quarterback pressures as the Dallas defense limited New York to 74 yards rushing. In the playoff loss at Minnesota (1/9/00), Ekuban recorded four tackles before suffering a sprained left knee in the second quarter that severely limited his effectiveness for the rest of the game.

**COLLEGE:** Ekuban capped his collegiate career by being named first team All-America by *The Sporting News* while also earning All-ACC honors as a senior. Although it was his first season as a full-time starter, Ekuban collected 96 tackles and led the Tar Heels with seven sacks. He also set a school record with 23 stops for losses totaling 98 yards. Lawrence Taylor and William Fuller, both of whom had 22, shared the previous school record. He earned ACC Player of the Week honors against Clemson, collecting a career-high 16 tackles, four tackles for losses, two sacks and a forced fumble. As a junior, in his first season as a defensive end, Ekuban played in 10 regular season games and had starting assignments in two of those. Prior to that, he played tight end as a sophomore and freshman, catching six passes for 66 yards and a touchdown.

**PERSONAL:** In his four years with the Cowboys, Ekuban has made a very visible contribution to the Dallas-Fort Worth community and was recognized by *The Sporting News* in the annual Good Guys of professional sports article in July 2002. He has supported the Mayor of Dallas's summer reading program from 2001-2003, helped build a playground at Texas Scottish Rite Hospital for Children, served as a guest speaker at the 2002 SMU Visioning event for more than 500 middle school students, hosted and fund-

ed a holiday shopping spree for underprivileged children in conjunction with Wal-Mart and Sam's Club of Irving the past two years, and escorted a child from Child Protective Services on a private tour of the Cowboys training facility, which was featured in a Wednesday's Child segment on Dallas's ABC affiliate, WFAA. In April 2001, he served as the Dallas celebrity bedtime story reader on behalf of the National Center for Family Literacy to kickoff National Bedtime Story Month. He also served as keynote speaker at the 18th Annual Boys & Girls Club of Arlington Banquet and local ABC sports anchor Dale Hansen's Scholar Athlete Awards Banquet, emphasizing the importance of education and making smart choices in life. He participated as a "Grim Reaper" in the Fatal Choices/Shattered Dreams program, demonstrating the devastating effects of drinking and driving. He also participated in a school book cover program to teach children the importance of dialing 911. He has been active with the United Way, participating in the Cowboys 1999 and 2002 annual Hometown Huddle events and serving as Co-Master of Ceremonies for the "Run the Runway" annual fundraiser for United Way of Dallas and Tarrant County. He also participates each year in The Salvation Army Angel Tree program providing clothing and toys to needy children. Ekuban, who has participated in the NFL Flag Football Program at school assemblies, annually serves as a celebrity escort for the Children's Cancer Fund of Dallas Fashion Show. He also serves as guest coach for the Cowboys annual Let Us Play! Sports Camp for Girls, coaching girls from several metroplex non-profit agencies. In 2000 and 2002, Ekuban served as Honorary Chairman for the annual fundraiser benefiting Crossroads Interfaith Housing Program, where he has spent time with the children living there. At North Carolina, he was actively involved in the Carolina Outreach Community Service Program, and was involved in helping to raise \$6,000 for juvenile diabetes research in September of 1998. As a senior at UNC, he made the Dean's List during his final football season, and he was named the 1998 winner of the Jim Tatum Award, which honors the ACC's top student athlete on the football field. Ekuban earned his degree in exercise and sports science. He was a collegiate teammate of Cowboys defensive end Ellis. Ekuban is a native of Ghana, Africa, and he did not participate in football until his junior year of high school in Maryland. He graduated from Bladensburg High School in Riverdale, Md., where he was a two-way standout as a senior tight end and defensive end. In his final prep season, he caught 28 passes for 546 yards and five touchdowns while also recording 76 tackles and 11 sacks. Ebenezer and his wife, Karen, were married on May 17, 2003.

## EKUBAN'S COWBOYS TOTALS

Year	Tackles			Sacks	Tkl/ Loss	QB Press.	Passes Def.	For. Fum.
	Solo	Ast.	Tot.					
1999	19	14	33	2.5 (-6)	3(-4)	10	0	0
2000	15	10	25	6.5 (-50)	4(-21)	7	0	2
2001	1	0	1	0.0 (0)	0(0)	1	0	0
2002	25	18	43	1.0 (0)	2(-7)	20	0	1
Totals	60	42	102	10.0 (-56)	9(-32)	38	0	3
<b>Playoffs</b>								
1999	3	1	4	0.0 (0)	0(0)	0	0	0
<b>Opponents' Fumbles Recovered</b>								
Year	No.	Yds.	Avg.	Long	TD			
2000	1	0	0.0	0	0			
2002	2	2	1.0	2	0			
Totals	3	2	0.7	2	0			
<b>Single Game Bests</b>								
Tackles - 9 @ New Orleans, 12/24/99								
Sacks - 2.0 vs. Washington, 12/10/00								
QB Pressures - 4 vs. Washington, 12/10/00								



## Greg Ellis

### Defensive End

6'6" ★ 277 ★ 8/14/75

North Carolina

D-1 for '98 (8th overall)

NFL: 6th Year ★ Cowboys: 6th Year



**GAMES/STARTS** (regular season, playoffs): 1998 (16/16, 1/1), 1999 (13/13), 2000 (16/16), 2001 (16/16), 2002 (15/15). Total - 76/76, 1/1.

**PRO:** Greg Ellis has overcome the pressure and expectations of being the Cowboys highest draft pick (eighth overall) since Russell Maryland was taken with the first overall pick in 1991, as well as the physical demands of returning from a major injury in 2000. Through it all, Ellis has risen to the top of his profession, becoming one of the games top all-around defensive ends. In his five NFL seasons, he has led the team in sacks three times and four times led all Dallas defensive linemen in tackles (the only year he did not lead the team's linemen in tackles was his injury shortened 1999 campaign). A sign of his growth and improvement can be seen in the fact that he has increased his per-game tackle total in each of his five seasons, from 3.9 tackles-per-game as a rookie to 5.8 per-game in 2002. Having had his 1999





season cut short when he fractured the tibia and fibula in his left leg, Ellis fought through the pain and rehabilitation that accompanied having a titanium rod inserted into the leg during the 2000 season. By the end of the year, he had re-emerged as one of the top young defensive ends in the game, proving his worth to the club both on and off the field. On the field, he led the club's defensive linemen with a then career-high 77 tackles and off the field he was named by teammates as the recipient of the Ed Block courage award for overcoming his injuries. Ellis has continued to firmly establish himself as one of the team's true leaders with a level of consistency and production that showcased his versatility, durability and unselfishness, playing both defensive end positions and tackle in some pass rushing situations. Although he hasn't posted the type of sack numbers that place him among the NFL leaders, Ellis efficiently produces the type of all-around game that makes him one of the league's most complete linemen.

**2002:** As the team has come to expect, Ellis led all linemen and was fourth on the team with a career-high 87 tackles, topping his previous best of 83 in 2001. He led the team and tied for 16th in the NFC with 7.5 sacks, tying his single-season best from 1999. He also led the team with a career-high 30 quarterback pressures, topping his previous best of 26 set in 2001. Ellis opened the season with a bang, recording at least half a sack in each of the first four games of the season, the longest such streak since Jim Jeffcoat recorded a sack in five straight games in Weeks 7-11 of 1992. He led all defensive linemen with five tackles and three quarterback pressures at Houston (9/8). He also added half a sack and deflected a fourth quarter pass that LaRoi Glover intercepted to end a potential Texans scoring drive at the Cowboys' 14 yard-line. The following week against Tennessee (9/15), he posted a single-game career-high tying two sacks and tied for the team lead among linemen with six tackles while leading the team with three quarterback pressures. His play on the line helped limit Eddie George to a 3.4 yards-per-carry average. Ellis had one of the most dominating games of his career pressuring the quarterback at Philadelphia (9/22), finishing with his second straight two-sack game, as well as a career-high tying six pressures. He broke up one pass at the line and forced a fumble to kill a potential Eagles' scoring drive. It was the first time a Cowboys' player has posted back-to-back multiple sack games since Tony Tolbert in Weeks 5-6 in 1996. At St. Louis (9/29), he recorded two of the biggest plays of the game. On the Rams final drive, Ellis recorded the club's only sack of the day on a third-and-three play at the Dallas 25-yard line. His six-yard sack forced the Rams to attempt a 49-yard field goal that hit the right upright, giving Dallas the ball for its game-winning field goal. In the first quarter, he ended a Rams drive with his second career interception, picking off a Kurt Warner pass. Dallas drove to its only touchdown of the day following the interception. Ellis finished the day with three tackles, a sack, two quarterback pressures and the interception. He then led all linemen with five tackles at the N.Y. Giants (10/6) but did not record a sack, ending his string of consecutive games with a sack at four. Against Carolina (10/13) he again led all linemen with eight tackles and added a quarterback pressure. His play along the line helped limit Carolina to 3.5 yards-per-carry and a long run of nine yards. For the third straight game he was at the top of the linemen tackle totals with seven at Arizona (10/20). Ellis recorded five tackles and a pressure while helping limit Shaun Alexander to a 2.5 yards-per-carry average on 23 carries (58 yards) against Seattle (10/27). He began experiencing headaches from a concussion suffered against Arizona following the Seattle game and was inactive at Detroit (11/3). He returned to the starting lineup at Indianapolis (11/17) and led all linemen with nine tackles. Against Jacksonville (11/24), he led the entire team with a season-high 10 tackles and recorded his first sack since Week 4. He also added five quarterback pressures and a tackle for a loss while helping limit the Jags to 194 net yards passing. Ellis was second among defensive linemen with five tackles against Washington (11/28) and also had a tackle for a loss and a pressure as the Cowboys held Stephen Davis to 51 yards on 20 carries (2.6 avg.). For the game, the defense allowed just 121 second half yards on eight Redskins' possessions. The following week against San Francisco (12/8), Ellis tied for the team lead among defensive linemen with eight tackles while also recording the club's only sack of the game. Ellis was again atop the line tackle chart with six stops at the N.Y. Giants (12/15). In the season finale at Washington (12/29), Ellis as usual tied for the lead among linemen with five tackles and added one quarterback pressure.

**2001:** As a key contributor to the Cowboys dramatic turnaround on defense, Ellis led Dallas in sacks (six), quarterback pressures (26) and forced fumbles (four). While starting all 16 games at left end, he led all defensive linemen in tackles with a then career-high 83 (fourth on the team), and he was third on the team in tackles for losses (seven for minus 12 yards). Ellis' efforts helped the Cowboys defense rank fourth in the NFL, allowing an average of just 287.4 yards-per-game. The Dallas run defense was 13th in the NFL (sixth in the NFC), allowing an average of 106.9 yards on the ground, while the pass defense closed the year third in the NFL - permitting just 180.6 yards-per-game. In 2001, Dallas allowed 1,710 rushing yards, a figure that was 927 fewer yards than the club allowed during the 2000 season. Those numbers represented the largest turnaround by any defensive unit in the NFL in 2001. In the season opening loss to Tampa Bay (9/9), Ellis led all Dallas defensive linemen with nine stops while posting one of Dallas' two sacks. Against San Diego (9/23), he saw action on all 77 defensive plays and recorded four tackles, including one for a loss. The Dallas front seven limited LaDainian Tomlinson to a 3.3-yard average on 27 carries in the game. The following week at Philadelphia (9/30), Ellis was extremely active, contributing a career-high six quarterback pressures and two pass deflections. At Oakland (10/7), he led the team with three quarterback pressures while working from both the left and right sides. He also led all defensive linemen with four tackles against the Raiders. In the Monday night win over Washington (10/15), Ellis recorded five tackles and his second sack of the year while helping limit the Redskins to 226 total yards. His biggest play of the game came with 2:39 remaining when he recovered a Stephen Davis fumble at the Cowboys 33-yard line to set Dallas up for its game-winning field goal drive. In the win over Arizona (10/28), he led all defensive linemen with seven tackles while helping limit the Cardinals to 75

rushing yards. Ellis also added a tackle for a loss, three quarterback pressures and batted down two passes against the Cardinals. He turned in another outstanding performance at New York (11/4), leading all defensive linemen with eight tackles while also recording his third sack of the season and forcing a fumble on the play. Ellis had two tackles behind the line while helping limit the Giants to 93 yards rushing on 26 carries (3.6 avg.). In Atlanta (11/11), Ellis was second on the team in tackles with seven, and he turned in his first multiple-sack game of the season with two, as the Falcons were limited to 201 total yards. In the loss to Philadelphia (11/18) at Texas Stadium, Ellis led the team with three quarterback pressures, as the Eagles were limited to 227 total yards - 100 yards below their season average. On the ground, the Eagles averaged 2.8-yards-per-carry on 35 attempts. On Thanksgiving Day against Denver (11/22), Ellis led all defensive linemen with six tackles and added a tackle for a loss as the Broncos were limited to 3.1 yards-per-carry for the game. In Dallas' 20-14 win at Washington (12/2), Ellis again led all Cowboys' linemen in tackles with seven. He also added a tackle for a loss, two quarterback pressures and batted down a pass. Stephen Davis, the NFC's third leading rusher entering the game, was held to 53 yards on 17 carries (3.1 avg.). He registered his sixth sack of the year in the win over the N.Y. Giants (12/9), while leading all defensive linemen with six tackles. His sack was a fourth quarter takedown of Kerry Collins that also forced a fumble. Ellis also forced Collins into two bad throws with pressures and helped limit the Giants to just 73 yards of total offense on their final eight possessions. At Seattle (12/16), he suffered a sprained right knee mid-way through the first quarter but returned to action in the second quarter and recorded four tackles, a tackle for a loss and a quarterback pressure while the Seahawks were held to 139 net yards passing. In the 17-10 loss at Arizona (12/23), he recorded four tackles and a quarterback pressure. In the Cowboys upset win over playoff bound San Francisco (12/30), he registered three tackles, two quarterback pressures and recovered a fumble. Ellis played a key role in Dallas being able to limit the NFL's second ranked 49er running game (146-yards-per-game at the time) to 56 yards.

**2000:** After two years patrolling the left end of the Dallas defensive line, Ellis switched to the right side in 2000 to take pressure off his injured left leg. He went on to lead all defensive linemen with a then career-high 77 tackles, while tying for the team lead with seven tackles for losses and two fumble recoveries. He also finished second on the team with 13 quarterback pressures. After working into camp slowly, Ellis returned to full action for the final two preseason games. In the season opener against Philadelphia (9/3), he led all defensive linemen with eight tackles and a tackle for a loss in his first regular season action since suffering the leg fracture. He recovered a fumble at Arizona (9/10), and then at Washington (9/18), he recorded his first sack of the season on the game's final play to preserve the Cowboys Monday night win. He also recovered a Redskins fumble in the second quarter to set up a Dallas touchdown. Ellis led all defensive linemen and was third on the team with a career-high 11 tackles against San Francisco (9/24). It was the highest tackle total by a Dallas defensive lineman since Chad Hennings recorded 11 stops against the N.Y. Giants on Dec. 21, 1997. Facing perennial All-Pro Tony Boselli, Ellis put together an admirable day against Jacksonville (10/29) with five tackles, a tackle for a loss and a quarterback pressure. He also forced Boselli into two illegal procedure penalties. On special teams, Ellis blocked his first career field goal, getting his hand on a 49-yard fourth quarter attempt by Mike Hollis. Ellis was second among defensive linemen with nine tackles, including two behind the line, at Philadelphia (11/5) while helping limit the Eagles running backs to 25 carries for 77 yards (3.1 avg.). His seven tackles against Cincinnati (11/12) led all defensive linemen, and he recorded his second sack of the season with a takedown of Akili Smith, as the Bengals were limited to 195 total yards. Ellis again led all defensive linemen in tackles and was third on the team with nine stops at Baltimore (11/19). His five tackles against Minnesota (11/23) tied him for second on the team. With four tackles, a sack and two quarterback pressures against Washington (12/10), Ellis helped limit the Redskins to just 79 rushing yards on the day, a season low for the Dallas defense. Ellis wrapped up his comeback season with an all-around game at Tennessee (12/25), recording three tackles, two quarterback pressures and a tackle for a loss.

**1999:** Despite missing the final three regular season games because of a fractured left tibia and fibula, Ellis led the team with 7.5 sacks, the highest sack total by a Dallas player since Tony Tolbert had 12.0 in 1996. Before the injury, he was eighth in the NFC in sacks and was also tied for the team lead with 17 quarterback pressures. He finished the season with 59 tackles, four passes defended and two forced fumbles. Ellis set the tone for the season early, recording five tackles and a career-best two sacks at Washington (9/12) in the season opener. The first sack came with the Redskins at the Dallas four-yard line and forced a fumble that George Teague recovered to end a potential scoring drive. The second sack came on third and three on the Redskins opening possession in overtime and forced them to punt. Dallas then took the ball and drove 95-yards for the game-winning score. The next week on Monday Night Football, he recorded his first career interception and touchdown when he picked off a Danny Kanell pass and raced 87-yards for a score against Atlanta (9/20). It was the longest touchdown return of any kind by a defensive lineman in club history until the next game. He also led all defensive linemen with six tackles on the evening. Ellis closed out his season opening burst of big plays against Arizona (10/3) by returning a Jake Plummer fumble 98 yards for a touchdown, the longest fumble return in Cowboys history. In doing so, he became the first Cowboys defensive player since Ray Horton in 1991 (vs. N.Y. Giants, 9/29 and at Green Bay, 10/6) to score a touchdown in back-to-back weeks. Ellis logged four tackles at Philadelphia (10/10) before adding seven tackles and a sack in helping limit the N.Y. Giants (10/18) to 2.5 yards-per-carry. Ellis was third on the team, tops among linemen, with seven tackles at Indianapolis (10/31) while also adding a tackle for a loss and a forced fumble. For the second time in 1999, Ellis recorded a career-high two sacks in a game while also leading all defensive linemen with five tackles at Minnesota (11/8). With three tackles and a team-high three quarterback pressures against Green Bay (11/14), he helped limit Brett Favre to a 57.1 QB rating and the Packers to 40 yards rushing, including 31 yards on 15





attempts (2.1 avg.) by Dorsey Levens. He then logged a season-high eight tackles at Arizona (11/21) to finish second on the team, while adding a sack and three quarterback pressures. On Thanksgiving Day against Miami (11/25), pressure from the defensive front was instrumental in forcing Dan Marino into a career-worst five interceptions. Ellis recorded his final sack of the season at New England (12/5) while adding four tackles, but his season came to an abrupt end the next week against Philadelphia (12/12) when he fractured the tibia and fibula in his left leg in the first quarter. He underwent surgery that night to have a titanium rod inserted into the leg and was placed on injured reserve on Dec. 15. Following the season, he also underwent surgery on Feb. 10, 2000 to have a bone chip removed from his right wrist.

**1998:** Ellis finished his rookie campaign leading the team with 22 quarterback pressures and all defensive linemen with 63 tackles. He also closed the year with five tackles for losses, five passes defended and three sacks. Since tackle records began being kept in 1979, Ellis became the Cowboys first rookie to lead all defensive linemen on the team in tackles. This effort earned him all-rookie honors from *Football News* and *Football Digest*. Against Arizona (9/6), he became the first rookie to start a season opener at defensive end for Dallas since Bob Lilly in 1961. He finished with two tackles and two quarterback pressures against the Cardinals. He registered five tackles at Denver (9/13) before totaling three tackles and two quarterback pressures at the N.Y. Giants (9/21). He also forced his first career fumble in the fourth quarter and helped limit the Giants to 56 rushing yards. He recorded his first career sack while adding three tackles against Oakland (9/27). He totaled five stops at Washington (10/4), and he registered a season-high nine tackles and 1.5 sacks against Carolina (10/11) while helping limit the Panthers to 37 yards rushing on 21 carries (1.8 avg.). He had three tackles and helped limit the Bears to 2.5 yards-per-rush at Chicago (10/18). He recorded four tackles and half a sack against the Giants (11/8) before recording two tackles and two pressures while helping limit the Cardinals to 32 rushing yards at Arizona (11/15). Against Seattle (11/22), he totaled two tackles and deflected his first NFL pass. Four days later against Minnesota (11/26) on Thanksgiving Day, he led all defensive linemen with four tackles while adding two pressures and two passes defended. He added six tackles and his first career fumble recovery at New Orleans (12/6). He led all defensive linemen with seven tackles and a career-high four quarterback pressures against Philadelphia (12/20), and he registered four tackles and two tackles for losses in the season finale against Washington (12/27). In his first postseason action against Arizona (1/29/99), he led all defensive linemen with eight tackles.

**COLLEGE:** Ellis teamed with Cowboys 1999 first round draft choice Ebenezer Ekuban on the defensive line at North Carolina. With 32.5 career sacks, Ellis left North Carolina as the school's all-time sack leader, the same school that produced NFL Hall of Famer Lawrence Taylor. As a senior, Ellis earned All-America honors, was a finalist for the Lombardi Award and an All-ACC selection for the third straight season after collecting 87 tackles, nine sacks and 32 quarterback pressures. As a junior, Ellis was named second-team All-America by *The Sporting News* and first-team All-ACC after closing the season with 62 tackles, a school record 38 quarterback pressures and 12.5 sacks, the second most sacks in a season behind Taylor's 16 in 1979. In 1995, Ellis became the first North Carolina sophomore to be named first-team All-ACC since Reuben Davis in 1985. Ellis was also named honorable mention All-America by UPI while recording 71 tackles and seven sacks. As a back-up defensive end during his redshirt freshman year, Ellis ranked second on the team with four sacks.

**PERSONAL:** Gregory Lemont Ellis was an all-state selection as a tight end and defensive end at East Wake High School in Wendell, N.C. During his high school career, he intercepted five passes and returned all of them for touchdowns. He also blocked four punts and returned two of them for scores. An outstanding basketball player, Ellis was selected to play in the North Carolina East/West Shrine Game. *The Greensboro News and Observer* voted him the Male High School Athlete of the Year in 1993. Ellis enjoys spending time with the children at Happy Hill Farm and supporting their program that houses and educates abused and neglected children. Annually, he provides season tickets for the children from Happy Hill Farm to attend Cowboys home football games. Ellis has also served as a celebrity model escort for the annual Children's Cancer Fund Fashion Show, provided clothing and toys for needy children during the holidays for The Salvation Army Angel Tree Program, served as honorary chairman for the Crossroads Interfaith Housing Program in 2001 & 2002 and served as a celebrity guest reader for the Cowboys 2001 and 2002 Kick Off To School Reading night events hosted at the club's training camp site. Ellis received his degree in communications studies at UNC, where he was also a member of the junior varsity basketball team as a sophomore. Ellis' wife, Tangie, was his high school sweetheart. The couple have a daughter, Tyann (1/17/00), and son, Germiah Gregory Ellis (5/29/03).

## ELLIS' COWBOYS TOTALS

Year	Tackles		Tot.	Sacks	Tkl/ Loss	QB Press.	Passes Def.	For. Fum.	Blk Kick
	Solo	Ast.							
1998	38	25	63	3.0 (-16)	5 (-14)	22	5	1	0
1999	40	19	59	7.5 (-44)	2 (-8)	17	3	2	0
2000	44	33	77	3.0 (-30)	7 (-16)	13	1	0	1
2001	46	37	83	6.0 (-9)	7 (-12)	26	7	4	0
2002	48	39	87	7.5 (-35)	2 (-5)	30	5	1	0
Totals	216	153	369	27.0 (-134)	23 (-53)	108	21	8	1
<b>Playoffs</b>									
1998	2	6	8	0.0 (0)	0 (0)	1	0	0	0

## Single-Game Bests

Tackles - 11 vs. San Francisco, 9/24/00

QB pressures - 6 @ Phila., 9/30/01 and @ Phila., 9/22/02

Passes defended - 2 three times, last vs. Arizona, 10/28/01


Sacks - 2.0 five times, last @ Philadelphia, 9/22/02

Tackles for losses - 2 three times, last @ N.Y. Giants, 11/4/01

ELLIS' COWBOYS TOTALS (cont.)

Year	No.	Pass Interceptions			TD
		Yds.	Avg.	Long	
1999	1	87	87.0	87	1
2002	1	0	0.0	0	0
Total	2	87	43.5	87	1


Year	No.	Opponent's Fumbles Recovered			
		Yds.	Avg.	Long	TD
1998	1	2	2.0	2	0
1999	1	98	98.0	98	1
2000	2	0	0.0	0	0
2001	2	0	0.0	0	0
Total	6	100	16.7	98	1



## Demetric Evans

### Defensive End

**6'3" ★ 293 ★ 9/3/79**  
**Georgia**  
**FA for '01**  
**NFL: 3rd Year ★ Cowboys: 3rd Year**



**GAMES/STARTS:** 2001 (16/0), 2002 (4/0). Totals – 20/0.

**PRO:** Demetric Evans has now logged two seasons in Dallas after signing with the Cowboys as a rookie free agent following the 2001 NFL Draft. After making an impression on the coaching staff as a rookie, he earned time in the defensive end rotation. Coaches will once again be looking at Evans to continue to improve as he works into the action as a reserve defensive end.

**2002:** Evans finished his second season with seven tackles and two pressures while playing in only four games. In the season opener at Houston (9/8), he picked up two tackles before adding two more in the Cowboys home opening win against Tennessee (9/15). He contributed two more tackles in the loss at Philadelphia (9/22) before being inactive for the next five games. He saw his final action of the season at Detroit (11/3), picking up two quarterback hurries and a tackle. He was then inactive the final seven games of the season.

**2001:** After making the club as a rookie free agent, Evans played in all 16 games and finished with 35 tackles. In his NFL debut against Tampa Bay (9/9), he recorded two stops in helping limit the Bucs to a 2.2 yards-per-carry average. Against San Diego (9/23), he picked up his first career sack – forcing a fumble on the play while adding three tackles, a quarterback pressure, a pass defended and a forced fumble. At Oakland (10/7), he finished second among defensive linemen with three tackles and then recorded three more at Atlanta (11/11). Against Philadelphia (11/18), he tallied a season-high five tackles and a quarterback pressure helping limit the Eagles to 98 rushing yards. Evans saw considerable action at Seattle (12/16) after Greg Ellis sprained his right knee. He registered four tackles, including one for a loss, and a quarterback pressure. At Arizona (12/23), he led the team with two special teams tackles. Evans then added a tackle and a quarterback pressure while helping limiting San Francisco (12/30) to 56 rushing yards. In the season finale at Detroit (1/6/02), he finished second among defensive linemen with four tackles and a quarterback pressure.

**COLLEGE:** As a senior, Evans played in all 11 games and finished with 32 tackles as a member of the Bulldogs' senior class that finished with a 19-5 home record. As a junior, he started in Georgia's 28-25 victory over Purdue in the Outback Bowl and finished the year with 30 tackles and one sack. Evans played in all 11 regular season games as a sophomore and recorded 19 tackles.

**PERSONAL:** Demetric Untrell Evans, was named AA Defensive Player of the Year in Louisiana as a senior after recording 75 tackles, 12 sacks, 28 tackles for a loss and 25 quarterback pressures at Haynesville, La., High School. He played both defensive and offensive line and led Haynesville to three consecutive state titles. He also averaged 15 points and nine rebounds-per-game for the basketball team. He was a sports business major at Georgia and has continued the pursuit of his degree in the offseason. As a member of the Cowboys 2001 Rookie Club, a program designed to introduce rookie team members to community service in Dallas, Evans participated in monthly visits to non-profit organizations helping children. Those charitable appearances included stops to Children's Medical Center of Dallas, Oak Cliff Boys and Girls Club and The Salvation Army Angel Tree program Distribution Center. He has stayed active in the community, participating in the Challenge Air for Kids and Friends event for physically handicapped children, providing clothing and toys for needy children through The Salvation Army Angel Tree Program and serving as a guest football coach at the Cowboys Annual Let Us Play! Sports Camp for girls from non-profit agencies in the Dallas area.

EVANS' COWBOYS TOTALS

Year	Tackles			Sacks	Tkl/Loss	QB Press.	For. Fum.	Special Teams			
	Solo	Ast.	Tot.					Solo	Ast.	Tot.	
2001	15	20	35	1.0 (-3)	1(-1)	5	2	1	2	4	6
2002	4	3	7	0.0 (0)	0(0)	2	0	0	0	1	1
Total	19	23	42	1.0 (-3)	1(-1)	7	2	1	2	5	7





# Filip Filipovic

**Punter**

**6'2" \* 216 \* 11/5/77**

**South Dakota**

**FA for '02**

**NFL: 2nd Year \* Cowboys: 2nd Year**



PLAYERS

**GAMES/STARTS:** 2002 (9/0).

**PRO:** After struggling through the first half of the 2002 season with their punting game, the Cowboys brought in Filip Filipovic (pronounced fill-LIP-of-vich) at mid-season to shore up the position. Despite struggling early, Filipovic showed steady improvement as the season wore on, posting his three highest gross punting averages over the final five weeks of the season. His strong leg and poise have impressed coaches, and a full off-season of workouts with kicking coach Steve Hoffman will prove to be beneficial as he battles with veteran Toby Gowin for the team's punting job.

**2002:** After signing with Dallas as a rookie free agent, Filipovic averaged 37.8 yards on eight punts with two downed inside the 20-yard line during preseason action. He was released at the end of training camp but then re-signed with the Cowboys on Oct. 23 following the release of Micah Knorr. Filipovic proceeded to average 38.2 yards on five punts against Seattle (10/27) in his NFL debut. The following week at Detroit (11/3), he punted 10 times – tying the second-highest single-game total in club history – for a 41.4-yard average with two kicks downed inside the 20-yard line. He then averaged 38.1 yards on seven punts – including a 53-yarder – at Indianapolis (11/17). Three of his kicks pinned the Colts inside their own 20-yard line. After averaging 38.8 yards on five punts against Jacksonville (11/24), Filipovic recorded a season-high 44.3-yard average on seven kicks against Washington (11/28). After suffering his first blocked punt, he rebounded against the Redskins to place four kicks inside Washington's 20-yard line while posting his first career special teams tackle. He punted six times for a 40.2-yard average against San Francisco (12/8). Against Philadelphia (12/21), Filipovic averaged 41.6 yards on eight punts with a season-high net average of 36.9 yards. He closed out the season at Washington (12/29) by averaging 43.8 yards on eight punts – including a career-long 60-yarder – with two punts downed inside the 20-yard line. He also added his second special teams tackle of the year against the Redskins. He finished the season with a 40.6-yard average on 65 punts with 14 downed inside the 20-yard line.

**COLLEGE:** Filipovic closed out his collegiate career by pulling double duty for the Coyotes of South Dakota, averaging 40.1 yards on 53 punts – with 16 placed inside the 20-yard line – and converting seven-of-10 field goal attempts and 17-of-18 point after tries. His performance helped him earn All-North Central Conference Academic Team honors. As a junior, he ranked seventh in Division II and second in the NCC with a 40.7-yard punting average and 15 punts downed inside the 20-yard line to earn All-NCC honorable mention, All-NCC Academic and South Dakota Special Team co-MVP honors. Filipovic walked-on to the Coyotes as a sophomore in 1999 and averaged 38.1 yards on 57 punts.

**PERSONAL:** Filip Filipovic is a native of Belgrade, Yugoslavia and came to America in 1992 as a foreign exchange student. Filipovic, who received his degree in physical education, completed his high school education in Warren, Ohio, and attended Urbana College in Ohio and Eastern Michigan before finding a home at South Dakota. During his initial NFL season, Filipovic participated in the Cowboys Rookie Club program, where he and fellow rookie teammates made monthly appearances during the season to various children's charities in the Dallas-Ft. Worth area.

**FILIPOVIC'S COWBOYS TOTALS**

Year	No.	Yards	Avg.	Punting			Block	Ret	Ret Yds	NET
				TB	IN20	Long				
2002	65	2,640	40.6	6	14	60	1	32	438	31.5

**Additional Statistics**  
**Special Teams Tackles: 2002 (2-0-2)**



# Joey Galloway

## Wide Receiver

5'11" ★ 197 ★ 11/20/71

Ohio State

Trade (Seattle) for '00

NFL: 9th Year ★ Cowboys: 4th Year



**GAMES/STARTS** (regular season, playoffs): 1995 (16/16-Sea.), 1996 (16/16-Sea.), 1997 (15/15-Sea.), 1998 (16/16-Sea.), 1999 (8/4, 1/0-Sea.), 2000 (1/1), 2001 (16/16), 2002 (16/16). Total - 104/100, 1/0 (Dallas - 33/33).

**PRO:** One of the game's most dangerous deep threats, Joey Galloway has the rare speed and game-breaking ability to go the distance from any point on the field. He has averaged a touchdown every 8.5 receptions throughout his eight-year career. His 7,609 career all-purpose yards in 104 games accounts for an average of 73.2 yards-per-game, and he has 16 career 100-yard receiving games. He has 47 receiving touchdowns in his career at an average distance of 32.5 yards-per-score. He caught a pass in the first 74 games of his career and in 101-of-104 career games. From 1995 to 1998, while with the Seattle Seahawks, Galloway registered 36 touchdown receptions - a figure that was topped by only Cris Carter (52) and Carl Pickens (39) over that same period of time. Acquired by Dallas on Feb. 12, 2000 in a trade with the Seattle Seahawks, Galloway's introduction to Dallas was marred by a torn ACL in his left knee in the fourth quarter of the Cowboys 2000 season opener with Philadelphia (9/3/00). The injury required season-ending surgery and a rehabilitation program that concluded with his return to action in the second-to-last preseason game of 2001. Originally the eighth overall pick of the 1995 NFL Draft, Galloway went on to start 67-of-71 games during his Seattle career and was an AFC Pro Bowl alternate in both 1997 and 1998. He led the Seahawks in receiving yards and touchdowns in each of his first four seasons and led the club in receptions from 1996-98 after finishing second on the team as a rookie in 1995. His 12 100-yard receiving games are the third-best total in Seahawks history. In addition to his 47 career receiving touchdowns, Galloway has one touchdown rushing and four touchdowns on punt returns.

**2002:** Galloway closed the year ranked 12th in the NFC in receiving yardage with 908 while tying for 18th in the NFC in receptions (61). Galloway tied for the team lead with Antonio Bryant in touchdown receptions with six. His six scoring catches came from distances of 38, 80, 39, 43, 11 and 41 yards for an average of 42.0 yards-per-scoring catch. He led or tied for team lead in receptions 10 times in 2002. Galloway opened the year as the Cowboys leading receiver with six receptions for 69 yards at Houston (9/8). He earned a game ball for his performance in the 21-13 win over Tennessee (9/15), catching five passes for 88 yards, including a 38-yard scoring toss from Quincy Carter that gave Dallas a 21-10 lead in the fourth quarter. In the loss at Philadelphia (9/22), he had seven receptions for 70 yards. In the 13-10 win at St. Louis (9/29), Galloway suffered a sprained thumb but still managed to catch four passes for 27 yards. Despite playing with a sprained thumb, Galloway enjoyed one of his finest outings of the year in the loss to the N.Y. Giants (10/6). He had a career-high tying eight catches for 109 yards against the Giants, marking his first 100-yard receiving game of the season. In the win over Carolina (10/13), Galloway's heroics sparked the Cowboys fourth quarter comeback. Trailing 13-0 with just under four minutes remaining, Galloway raced 80 yards with a tipped pass that pulled Dallas to within six points of the Panthers at 13-7. The reception was the longest by a Dallas receiver in 2002 and the second longest of his career. He finished the game with three catches for 104 yards, marking his first back-to-back 100-yard receiving days as a Cowboy and the second time in his career he has done so. At Arizona (10/20), he recorded two catches for 39 yards and had an 11-yard run. The 50 yards in the game gave him 7,046 total yards in his career, moving him past the 7,000 yard mark. In the loss to Seattle (10/27), Galloway caught four passes for 62 yards, including a 39-yard scoring toss that was the first touchdown pass of Chad Hutchinson's career. In the loss at Detroit (11/3), Galloway led all receivers with six catches for 56 yards, including a 30-yard strike from Hutchinson that helped set up the Cowboys only touchdown of the game. At Indianapolis (11/17), Galloway led the team with four catches for 49 yards. He exploded against Jacksonville (11/24), catching seven passes for 144 yards and two touchdowns - a 43-yard catch and run and an 11-yarder that proved to be the game winner. His 144 receiving yards was the second highest yardage total of his career (146 vs. San Francisco, 12/30/01). His two touchdowns marked the first multi-touchdown receiving game for Dallas since Jackie Harris had two against San Francisco on Sept. 24, 2000. It was also the first by a wide receiver since Michael Irvin had two scores at Washington on Sept. 12, 1999. In the win over the Jaguars, Galloway went over the 6,000-yard mark for his career in receiving yardage. In the win over Washington (11/28) on Thanksgiving Day, Galloway pulled in the game winning touchdown on a 41-yard catch-and-run from Hutchinson in the fourth quarter. The touchdown gave Dallas a 24-20 advantage. Galloway finished the game with three catches for 54 yards. Galloway caught only one pass for seven yards against San Francisco (12/8) while spraining his left thumb during the third quarter. He also had a 30-yard punt return against the 49ers. He played with the sprained thumb





at the N.Y. Giants (12/15), but caught only one pass for 30 yards, the 400th reception of his career. In the loss to Philadelphia (12/21), Galloway was held without a catch for only the second time in his career, but he turned in a 71-yard punt return, the ninth longest in club history and the longest by Dallas since Deion Sanders ran one back 76 yards at Indianapolis on Oct. 31, 1999. He was shut out again the following week in Washington (12/29), marking just his third career game without a reception.

**2001:** After fully recovering from major knee surgery that forced him to miss 15 games in 2000, Galloway finished the year second on the team in receptions (52) and receiving yards (699) while leading in receiving touchdowns (three). Galloway was also a threat with his mere presence, forcing opposing defensive backs into nine penalties for 199 yards during the season. Dallas scored a touchdown on five of the nine possessions that included one of those defensive penalties. He led the team with six receptions for 18 yards in the opener against Tampa Bay (9/9), marking his return to action following his ACL injury in Week One of the 2000 season. He was held without a reception for the first time in his career in the Sunday night loss at Philadelphia (9/30). Galloway picked up his first touchdown reception of the year with a 40-yard strike from Anthony Wright at Oakland (10/7). He finished with two catches for 59 yards and one rushing attempt for 10 yards against the Raiders. Galloway was on pace to enjoy his finest game of the year against Washington (10/15) when a second quarter foot sprain forced him to miss the second half. Prior to the injury, he had four catches for 51 yards. He tied for the team lead in receptions (three for 28 yards) in the win over Arizona (10/28). He also drew a pass interference penalty that picked up 47 yards and led to the Cowboys deciding touchdown. In the overtime loss at the N.Y. Giants (11/4), he registered 73 yards and a touchdown on four receptions. Against Philadelphia (11/18), Galloway caught two passes for 20 yards and ran the ball twice for 22 yards. He tied for the club lead in receptions against Denver (11/22) with six for 64 yards. In the 20-14 win at Washington (12/2), he recorded a 13-yard reception and drew an 11-yard pass interference penalty to convert a fourth-down attempt. In his return to Seattle (12/16), Galloway enjoyed a very productive day, catching a season-high seven passes for 82 yards. His biggest play of the game was a 40-yard bomb from Carter in the second quarter. Galloway tied for the team lead with three receptions for 28 yards at Arizona (12/23). With that yardage, he topped the 5,000-yard receiving mark for his career. Galloway set a career-high with 146 receiving yards on six receptions (24.3 avg.) in the upset win against San Francisco (12/30). He was on the receiving end of a season-long 47-yard touchdown pass from Carter while also adding receptions of 44 and 26 yards. He closed the year with three catches for 58 yards at Detroit (1/6).

**2000:** In the season opener against Philadelphia (9/3), Galloway displayed a glimpse of the ability that first attracted the Cowboys to him. He led the team with four receptions for 62 yards and a touchdown. All four of his receptions gave Dallas a first down, including two on third down. But just as quickly as he burst upon the scene in the first three quarters of the game, his season came screeching to a halt in the fourth quarter when he tore the ACL in his left knee. He was placed on injured reserve Sept. 8 and underwent reconstructive surgery on Oct. 5.

**1999:** Galloway was activated to the 53-man roster on Nov. 13 after an eight-week contract dispute. Although he didn't start against the Broncos (11/14) in his first game back, Galloway caught four passes for 88 yards, including a key 39-yard reception in the third quarter. He had his largest impact of the season at Oakland (12/5) when he recorded four receptions for a team-high 68 yards and a touchdown. The score, his only touchdown of the season, was from 31-yards out. He led the team again the following week with six receptions for 85 yards against the San Diego Chargers (12/12). For the season, he had 22 receptions for 335 yards (15.2) and one touchdown.

**1998:** A playmaker all year for the Seahawks, Galloway led the team in receptions and touchdowns for the third consecutive season while being named first alternate for the AFC Pro Bowl squad. He tied for the AFC lead with 10 receiving touchdowns and tied for third with 12 total touchdowns, tying his career-high set in 1997. He finished the season eighth in the AFC with 1,047 receiving yards, the third 1,000-yard season of his career. His punt return average of 10.0 was seventh in the AFC. Galloway led the team with 65 receptions and four 100-yard games on the year. In the season opening victory at Philadelphia (9/6), he posted his ninth career 100-yard game with a then career-high 142 yards on six receptions, including touchdown catches of 35 and 25 yards. He scored another touchdown among his two receptions against Arizona (9/13). Galloway's 10th career 100-yard game came at Pittsburgh (9/27) with a 139-yard outburst on a season-high seven receptions. John Friesz connected with Galloway on a career-long 81-yard touchdown pass at San Diego (10/25) and later connected on a 41-yard pass to the one-yard line to set up the game-winning touchdown. Galloway finished the game with four catches for 130 yards. The 81-yard catch was the second longest in Seahawks history. He also returned a punt 74 yards for his third career punt return touchdown. Galloway returned a punt 56 yards for a score against Oakland (11/15), and caught four passes for 79 yards, including a 44-yard touchdown pass from Warren Moon. In a 20-18 win over Tennessee (11/29), he caught a seven-yard touchdown pass before posting his fourth 100-yard receiving day of the season with 127 yards and two touchdowns on two receptions at the N.Y. Jets (12/6). The touchdowns against the Jets were from 70 and 57 yards out and marked his seventh-career multi-touchdown game. He tied a season-high with seven receptions against San Diego (12/13), including a touchdown, and then led the team in receptions against Indianapolis (12/20) with five, including a three-yard touchdown pass. He presented the ball to a Make-A-Wish child, Sterling Grover, following the touchdown.

**1997:** Galloway started 15 games, missing only the Tennessee game (10/5) because of an ankle sprain he suffered the previous week at Kansas City (9/27), an injury suffered on a first quarter touchdown reception which kept him out the remainder of that game as well. The Tennessee game marked the first missed game of his career. For the season, Galloway led the team in receptions, yards, and touchdowns



for the second consecutive year and set single-season bests with 72 receptions, 1,049 receiving yards, and 12 touchdowns – averaging 28.6 yards on each of his scores. His touchdown total was the most by a Seahawks player since Steve Largent had 12 in 1985 and was one off the club record by Daryl Turner in 1984. Galloway's 12 touchdowns tied for the AFC lead and was the third best total touchdown figure in the NFL. Twice during the season, Galloway tied his single-game high with eight catches at St. Louis (10/19) and again at Denver (11/2), in addition he had at least five receptions in eight games. In a 45-34 win over Oakland (10/26), he had seven receptions for 117 yards and three touchdowns. He scored all three touchdowns in the second half, including the game-clincher with 2:24 left. The Oakland game was one of three 100-yard efforts on the year for Galloway. He caught five passes for 106 yards against San Diego (9/21) and six for 101 with two touchdowns against San Francisco (12/21). He totaled 98 yards receiving at Denver (11/2). In a 37-31 win at San Diego (11/9), Galloway scored the game-winning touchdown on a 40-yard reception with 2:20 remaining. He was a first alternate to the AFC Pro Bowl squad.

**1996:** Galloway just missed becoming only the fourth receiver in league history to have back-to-back 1,000-yard receiving seasons in his first two years, finishing the season leading the team in receptions (57), yards (987), and touchdowns (seven). He posted two 100-yard games, topped by a season-best 137 yards on five receptions, including touchdowns of 51 and 65 yards in a 22-15 win over the Dolphins in Miami (10/6). He also caught five balls for 108 yards, with a 43-yarder to set up a touchdown at Denver (12/1). Galloway opened the season with a 60-yard reception at San Diego (9/1) before tallying his second career punt return touchdown with an 88-yarder against Denver (9/8). He had a single-game high eight receptions in back-to-back midseason games against Houston (11/3) and Minnesota (11/10). In the Oilers' contest, he had 94 yards receiving and the game-tying touchdown reception with 3:30 left. His eight catches against the Vikings were good for 91 yards and one score. In a late season AFC West showdown with Oakland (11/24), Galloway had three receptions for 99 yards, with receptions of 40 and 42 yards to set up touchdowns. Through the first seven games of the season, he averaged 11.8 yards on 12 punt returns to rank fourth in the AFC before relinquishing those duties to concentrate on offense.

**1995:** Galloway was the first rookie wide receiver to start every game for Seattle and the first since 1976 to start the opener. Along the way, he was named NFL Offensive Rookie of the Year by College and Pro Football Newsweekly and was a consensus All-Rookie choice. He caught 67 passes for 1,039 yards and seven touchdowns, becoming the 10th rookie in NFL history to surpass 1,000 yards, and the first since 1986. Galloway combined with Brian Blades to form the first duo with 1,000 yards in the same season in Seattle history. He also added 154 rushing yards and a touchdown while returning 36 punts for a 10.0-yard average, and one touchdown. Along the way he set franchise season records for receptions, yards and 100-yard games (three) by a rookie, totals that also led all NFL rookies – as did his seven touchdown receptions. The first record to fall was Daryl Turner's for yardage (715 in 1984) 11 games into the season, and in Week 14, he broke Steve Largent's record for rookie receptions (54 in 1976). Prior to Galloway's arrival, the franchise had seen only five 100-yard games by a rookie, but he almost matched that himself, posting a franchise rookie best three 100-yard games: five receptions for 102 yards and one touchdown at Buffalo (10/15); five receptions for 114 yards and two scores at Jacksonville (11/12); and five catches for 108 yards against Oakland (10/08). In that Jaguars game, Galloway established a franchise record for the longest run from scrimmage with an 86-yard touchdown dash. Accounting for 200 yards from scrimmage in the game, Galloway earned AFC Offensive Player of the Week honors for his performance. A club-record 89-yard punt return for a touchdown against the N.Y. Giants (11/5) started Galloway on his way to AFC Special Teams Player of the Month honors for November, a month in which he returned 13 punts for a 13.2 yard average and one touchdown. Both the 89-yard punt return and the 86-yard run were the longest such plays in the NFL in 1995. For the season, Galloway averaged 48.0 yards on each of his nine touchdowns (seven receiving, one rushing, one punt return) and was one of two players in the NFL (San Francisco's Jerry Rice) to score three different ways.

**COLLEGE:** Galloway finished his college career second in Ohio State history in touchdown receptions with 19 – trailing only Cris Carter's 27 – and had two games with three touchdowns. He finished fourth in both career receptions (108) and receiving yards (1,894). He also added 20 kickoff returns for a 25.0-yard average and one score and 34 punt returns for a 7.8 average. Galloway earned first-team All-Big Ten Conference honors as a junior and second-team accolades as a senior while leading the team in receiving both years. As a senior, he recorded 44 receptions for 669 yards and seven touchdowns. He also returned 18 kickoffs for 462 yards (25.7) and one touchdown, and 16 punts for a 10.6 average. Galloway finished his senior season catching eight passes for 146 yards and two touchdowns in the Citrus Bowl against Alabama, including a career-best 69-yard reception. As a junior, Galloway caught 47 passes for 946 yards and a school record equaling (Carter – 1986) 11 touchdowns. His yardage total ranked third for a single-season in school history trailing Carter's 1,127 in 1986 and 950 in 1985. Galloway posted four 100-yard games, including 186 (third best single-game total in school history) on nine receptions with three touchdowns against Michigan State. Galloway was a National Football Foundation Scholar Athlete and National Association of Collegiate Directors of Athletics Scholarship recipient.

**PERSONAL:** Galloway caught 32 passes for 608 yards and eight touchdowns, averaged 26.9 yards on kickoff returns and 15.2 on punt returns as a senior at Bellaire, Ohio, High School. He was also an all-Ohio choice in basketball and lettered in track. In 2003, Galloway started the Joey Galloway Family Foundation to help provide opportunities for less fortunate families and children. He also supported the NFL Hometown Anti-Drug Challenge campaign and helped kick off Dallas' 2002 Red Ribbon Week in the fall of 2002. His support included recording three versions of a anti-drug awareness public service announcement geared toward youth, parents and one for use in-stadium at Cowboys home games, appearances at an elementary school and a youth rehab center as a guest speaker to share his person-





al anti-drug message and the donation of autographed memorabilia for a Red Ribbon Week Rally for over 1,000 middle school students. In December 2002, Galloway hosted the second "Galloway Holiday," a party for the children at South Dallas' St. Phillip's School and Community Center. During the 2002 off-season, he organized a motivational and goal-setting discussion with the children at Happy Hill Farm Academy and Home, accompanied by a donation of Reebok athletic clothing for the residents. Galloway also spent time as a celebrity football coach at the sixth annual Dallas Cowboys Let Us Play! Sports Camp for Girls - a three-day sports camp for inner-city girls and served as a celebrity escort in the annual Children's Cancer Fund Fashion Show and Luncheon co-chaired by Roger Staubach and Troy Aikman. In 2001, he served as a guest speaker at Bryan Adams High School in Dallas, Texas, for the Teens Driving for Safety program, an assembly highlighting responsible driving practices for America's teens. Despite his injury in 2000, Galloway joined in with the rest of the Cowboys wide receiver corps in distributing 500 hams to needy families as part of the Dallas Cowboys/Hormel Hams for the Holidays program hosted at The Salvation Army. He was a favorite with the preschoolers at the Gene & Jerry Jones Family Center for Children during the visit. During his Seahawks career, he sponsored a group of students, the Galloway Express, at each Seattle home game. During the 1996 season, Galloway appeared on Wheel of Fortune with proceeds from his spins benefiting the Make-A-Wish Foundation. He earned his degree in business/marketing from Ohio State and co-hosts a weekly radio show on WBNS (1460-AM) in Columbus.

GALLOWAY'S NFL TOTALS

Receiving					
Year	No.	Yds.	Avg.	Long	TD
1995 (Sea.)	67	1,039	15.5	59t	7
1996 (Sea.)	57	957	17.3	65t	7
1997 (Sea.)	72	1,049	14.6	53t	12
1998 (Sea.)	65	1,047	16.1	81t	10
1999 (Sea.)	22	335	15.2	48	1
2000	4	62	15.5	22	1
2001	52	699	13.4	47t	3
2002	61	908	14.9	80t	6
Total	400	6,126	15.3	81t	47

Playoffs					
Year	No.	Yds.	Avg.	Long	TD
1999 (Sea.)	1	22	22.0	22	0

Rushing					
Year	No.	Yds.	Avg.	Long	TD
1995 (Sea.)	11	154	14.0	86t	1
1996 (Sea.)	15	127	8.5	51	0
1997 (Sea.)	9	72	8.0	44	0
1998 (Sea.)	9	26	2.9	14	0
1999 (Sea.)	3	-1	-1.0	-1	0
2001	3	32	10.7	16	0
2002	4	31	7.8	21	0
Total	52	441	8.5	86t	1

Punt Returns						
Year	No.	FC	Yds.	Avg.	Long	TD
1995 (Sea.)	36	12	360	10.0	89t	1
1996 (Sea.)	15	5	158	10.5	89t	1
1998 (Sea.)	25	5	251	10.0	74t	2
1999 (Sea.)	3	1	54	18.0	21	0
2000	1	0	2	2.0	2	0
2001	1	0	6	6.0	6	0
2002	15	8	181	12.1	71	0
Total	96	31	1,012	10.5	89t	4

100-Yard Receiving Games (16 total)

- 146 vs. San Francisco, 12/30/01 (6 rec.)
- 144 vs. Jacksonville, 11/24/02 (7 rec.)
- 142 @ Philadelphia, 9/6/98 (6 rec.)
- 139 @ Pittsburgh, 9/27/98 (7 rec.)
- 137 @ Miami, 10/6/98 (5 rec.)
- 130 @ San Diego, 10/25/98 (4 rec.)
- 127 @ N.Y. Jets, 12/6/98 (2 rec.)
- 117 vs. Oakland, 10/26/97 (7 rec.)
- 114 @ Jacksonville, 11/12/95 (5 rec.)
- 109 vs. N.Y. Giants, 10/6/02 (8 rec.)
- 108 vs. Oakland, 12/17/95 (5 rec.)
- 108 @ Denver, 12/1/96 (5 rec.)
- 106 vs. San Diego, 9/21/97 (5 rec.)
- 104 vs. Carolina, 10/20/02 (3 rec.)
- 102 @ Buffalo, 10/15/95, (5 rec.)
- 101 vs. San Francisco, 12/21/97, (6 rec.)

Single-Game Bests

- Receptions - 8 five times, last vs. N.Y. Giants, 10/6/02
- Receiving Yards - 146 vs. San Francisco, 12/30/01
- Long Reception - 81t at San Diego, 10/25/98
- Most Touchdowns - 3 vs. Oakland, 10/26/97

Additional Statistics

- Kickoff returns - 1995 (2 returns, 30 yards)

Galloway Career By Opponent - Regular Season

Opponent	Games	No.	Yards	Avg.	LG	TD	100
Arizona	5	12	150	12.5	24	1	0
Atlanta	2	4	43	10.8	16	1	0
Baltimore	1	3	31	10.3	16	0	0
Buffalo	2	6	129	21.5	54t	1	1
Carolina	1	3	104	34.7	80t	1	1
Cincinnati	1	6	71	13.0	28	0	0
Dallas	1	4	71	17.8	44t	1	1
Denver	11	50	759	15.2	51	1	0
Detroit	3	12	136	11.3	30	0	0
Green Bay	1	1	15	15.0	15	0	0
Houston	1	6	69	11.5	31	0	0
Indianapolis	3	15	157	10.5	18	1	0
Jacksonville	3	15	309	20.6	49t	4	2
Kansas City	10	29	438	15.1	45	3	0
Miami	1	5	137	27.4	65t	2	1
Minnesota	1	8	91	11.4	19	1	0
New Orleans	1	5	68	13.6	20	0	0
N.Y. Giants	5	19	264	13.9	33	1	1
N.Y. Jets	4	9	202	22.4	70t	2	1
Oakland	10	42	719	17.1	45	9	2
Philadelphia	7	26	362	13.9	36t	3	1
Pittsburgh	1	7	135	19.3	40	0	1
St. Louis	2	12	102	8.5	13	0	0
San Diego	10	37	655	17.7	81t	5	2
San Francisco	3	13	254	19.5	47t	3	2
Seattle	2	11	144	13.1	40	1	0
Tampa Bay	3	10	69	6.9	18	0	0
Tennessee	3	17	218	12.8	38t	3	0
Washington	6	13	213	16.4	59t	2	0
<b>Postseason</b>							
Miami	1	1	22	22.0	22	0	0



PLAYERS

Galloway Game-by-Game

	1995				
	No	Yds	Avg	LG	TD
L-Kansas City 9/3	4	69	17.3	31	0
L-San Diego 9/10	3	26	8.7	9	0
W-Cincinnati 9/17	6	78	13.0	28	0
W-Denver 10/1	4	89	22.3	51	0
L-Oakland 10/8	4	87	21.8	35	1
L-Buffalo 10/15	5	102	20.4	54	1
L-San Diego 10/22	2	15	7.5	10	0
L-Arizona (OT) 10/29	2	35	17.5	19	0
W-N.Y. Giants 11/5	4	35	8.8	10	0
W-Jacksonville 11/12	5	114	22.8	38t	2
W-Washington 11/19	4	90	22.5	59t	1
L-N.Y. Jets 11/26	3	24	8.0	10	0
W-Philadelphia 12/3	7	68	9.7	21	0
W-Denver 12/10	4	49	12.3	17	1
W-Oakland 12/17	5	108	21.6	43t	1
L-Kansas City 12/24	5	50	10.0	15	0
<b>Season Totals</b>	<b>67</b>	<b>1,039</b>	<b>15.5</b>	<b>59t</b>	<b>7</b>

	1996				
	No	Yds	Avg	LG	TD
L-San Diego 9/1	4	89	22.3	60	0
L-Denver 9/8	3	42	14.0	19	0
L-Kansas City 9/15	4	57	14.3	19	0
W-Tampa Bay 9/22	3	33	11.0	16	0
L-Green Bay 9/29	1	15	15.0	15	0
W-Miami 10/6	5	137	27.4	65t	2
L-Kansas City 10/17	3	65	21.7	32	1
W-San Diego 10/27	1	18	18.0	18	0
W-Houston 11/3	8	94	11.8	18	1
W-Minnesota 11/10	8	91	11.4	91	1
L-Detroit 11/17	3	22	7.3	10	0
L-Oakland 11/24	3	99	33.0	42	0
L-Denver 12/1	5	108	21.6	43	0
W-Buffalo 12/8	1	27	27.0	27t	1
L-Jacksonville 12/15	3	51	17.0	23	0
W-Oakland 12/22	2	39	19.5	32	1
<b>Season Totals</b>	<b>57</b>	<b>987</b>	<b>17.3</b>	<b>65t</b>	<b>7</b>

	1997				
	No	Yds	Avg	LG	TD
L-N.Y. Jets 8/31	3	34	11.3	17	0
L-Denver 9/7	4	84	21.0	29	0
W-Indianapolis 9/14	6	58	9.7	15	0
W-San Diego 9/21	5	106	21.2	53	1
L-Kansas City (OT) 9/28	1	41	41.0	41	1
W-Tennessee 10/5		Inactive	ankle		
W-St. Louis 10/19	8	75	9.4	13	0
W-Oakland 10/26	7	117	16.7	45	3
L-Denver 11/2	8	98	12.3	19	0
W-San Diego 11/9	3	84	28.0	40	2
L-New Orleans (OT) 11/16	5	68	13.6	20	0
L-Kansas City 11/23	3	36	12.0	20	1
L-Atlanta 11/30	3	34	11.3	16	1
L-Baltimore 12/7	3	31	10.3	16	0
W-Oakland 12/14	7	82	11.7	35	1
W-San Francisco 12/21	6	101	16.8	37	2
<b>Season Totals</b>	<b>72</b>	<b>1,049</b>	<b>14.6</b>	<b>53</b>	<b>12</b>

	1998				
	No	Yds	Avg	LG	TD
W-Philadelphia 9/6	6	142	23.7	35t	2
W-Arizona 9/13	2	20	10.0	11	1
W-Washington 9/20	1	5	5.0	5	0
L-Pittsburgh 9/27	7	139	19.9	40	0
L-Kansas City 10/4	5	50	10.0	16	0
L-Denver 10/11	6	70	11.7	23	0
W-San Diego 10/25	4	130	32.5	81t	1
L-Oakland 11/1	5	30	6.0	8	0
W-Kansas City 11/8	1	45	45.0	45	0
L-Oakland 11/15	3	30	10.0	12	0
L-Dallas 11/22	4	71	17.8	44t	1
W-Tennessee 11/29	4	36	9.0	13	1
L-N.Y. Jets 12/6	2	127	63.5	70t	2
W-San Diego 12/13	7	69	9.9	15	1
W-Indianapolis 12/20	5	50	10.0	18	1
L-Denver 12/27	3	33	11.0	18	0
<b>Season Totals</b>	<b>65</b>	<b>1,047</b>	<b>16.1</b>	<b>81t</b>	<b>10</b>

	1999				
	No	Yds	Avg	LG	TD
L-Detroit 9/12		DNP	- contract		
W-Chicago 9/19		DNP	- contract		
W-Pittsburgh 9/26		DNP	- contract		
W-Oakland 10/3		DNP	- contract		
L-San Diego 10/17		DNP	- contract		
W-Buffalo 10/24		DNP	- contract		
W-Green Bay 11/1		DNP	- contract		
W-Cincinnati 11/7		DNP	- contract		
W-Denver 11/14	4	88	22.0	39	0
W-Kansas City 11/21	1	18	18.0	18	0
L-Tampa Bay 11/28	1	18	18.0	18	0
L-Oakland 12/5	4	68	17.0	31t	1
L-San Diego 12/12	6	85	14.2	48	0
L-Denver (OT) 12/19	3	34	11.3	19	0
W-Kansas City 12/26	2	7	3.5	4	0
L-N.Y. Jets 12/30	1	17	17.0	17	0
<b>Season Totals</b>	<b>22</b>	<b>335</b>	<b>15.2</b>	<b>48</b>	<b>1</b>

Playoffs					
	No	Yds	Avg	LG	TD
L-Miami 1/9/00	1	22	22.0	22	0
<b>Season Totals</b>	<b>1</b>	<b>22</b>	<b>22.0</b>	<b>22</b>	<b>0</b>
<b>2000</b>					
L-Philadelphia 9/3	4	62	15.5	22	1
L-Arizona 9/10		Reserve/Injured	- left knee		
W-Washington 9/18		Reserve/Injured	- left knee		
L-San Francisco 9/24		Reserve/Injured	- left knee		
W-Carolina 10/1		Reserve/Injured	- left knee		
L-N.Y. Giants 10/15		Reserve/Injured	- left knee		
W-Arizona 10/22		Reserve/Injured	- left knee		
L-Jacksonville 10/29		Reserve/Injured	- left knee		
L-Philadelphia 11/5		Reserve/Injured	- left knee		
W-Cincinnati 11/12		Reserve/Injured	- left knee		
L-Baltimore 11/19		Reserve/Injured	- left knee		
L-Minnesota 11/23		Reserve/Injured	- left knee		
L-Tampa Bay 12/3		Reserve/Injured	- left knee		
W-Washington 12/10		Reserve/Injured	- left knee		
L-N.Y. Giants 12/17		Reserve/Injured	- left knee		
L-Tennessee 12/25		Reserve/Injured	- left knee		
<b>Season Totals</b>	<b>4</b>	<b>62</b>	<b>15.5</b>	<b>22</b>	<b>1</b>

<b>2001</b>					
	No	Yds	Avg	LG	TD
L-Tampa Bay 9/9	6	18	3.0	11	0
L-San Diego 9/23	2	33	16.5	22	0
L-Philadelphia 9/30					
L-Oakland 10/7	2	59	29.5	40t	1
W-Washington 10/15	4	51	12.8	16	0
W-Arizona 10/28	3	28	9.3	17	0
L-N.Y. Giants 11/4	4	73	18.3	24	1
L-Atlanta 11/11	1	9	9.0	9	0
L-Philadelphia 11/18	2	20	10.0	11	0
L-Denver 11/22	6	64	10.7	27	0
W-Washington 12/2	1	13	13.0	13	0
W-N.Y. Giants 12/9	2	17	8.5	11	0
L-Seattle 12/16	7	82	11.7	40	0
L-Arizona 12/23	3	28	9.3	10	0
W-San Francisco 12/30	6	146	24.3	47t	1
L-Detroit 1/6	3	58	19.3	23	0
<b>Season Totals</b>	<b>52</b>	<b>699</b>	<b>13.4</b>	<b>47t</b>	<b>3</b>

<b>2002</b>					
	No	Yds	Avg	LG	TD
L-Houston 9/8	6	69	11.5	31	0
W-Tennessee 9/15	5	88	17.6	38t	1
L-Philadelphia 9/22	7	70	10.0	19	0
W-St. Louis 9/29	4	27	6.8	13	0
L-N.Y. Giants 10/6	8	109	13.6	33	0
W-Carolina 10/13	3	104	34.7	80t	1
L-Arizona 10/20	2	39	19.5	24	0
L-Seattle 10/27	4	62	15.5	39t	1
L-Detroit 11/3	6	56	9.3	30	0
L-Indianapolis 11/17	4	49	12.2	15	0
W-Jacksonville 11/24	7	144	20.6	49t	2
W-Washington 11/28	3	54	18.0	41t	1
L-San Francisco 12/8	1	7	7.0	7	0
L-N.Y. Giants 12/15	1	30	30.0	30	0
L-Philadelphia 12/21					
L-Washington 12/29					
<b>Season Totals</b>	<b>61</b>	<b>908</b>	<b>14.9</b>	<b>80t</b>	<b>6</b>





# Terry Glenn

**Wide Receiver**

5'11" ★ 195 ★ 7/23/74

**Ohio State**

**Trade (Green Bay) for '03**

**NFL: 8th Year ★ Cowboys: 1st Year**



**GAMES/STARTS** (regular season, playoffs): 1996 (15/15, 3/3-N.E.), 1997 (9/9, 2/2-N.E.), 1998 (10/9-N.E.), 1999 (14/13-N.E.), 2000 (16/16-N.E.), 2001 (4/1-N.E.), 2002 (15/14, 1/1-G.B.). Total – 83/77, 6/6.

**PRO:** An explosive and fluid athlete, Terry Glenn brings top-flight receiving skills to the Dallas Cowboys for the 2003 season. Acquired in a trade on Feb. 28, 2003 from the Green Bay Packers, the former Pro Bowl wideout is reunited with Bill Parcells, who was the Patriots head coach when Glenn was first drafted in 1996. His arrival adds a tantalizing target to the club's offensive attack as he brings a proven pass-catching repertoire to the Cowboys' receiver corps. He should prove to be an important cog in the club's offensive machine as well as adding a veteran presence to a relatively young group of receivers. The possessor of sure hands and blazing speed, Glenn is a smooth route runner who performs his task in a seemingly effortless manner. Originally taken in the first round (seventh overall) by New England in the 1996 NFL Draft, he went on to earn all-rookie honors with an NFL rookie record 90 receptions. Glenn would go on to finish his career in New England ranked fifth all-time in receptions and fourth in receiving yards in club annals as well as earning Pro Bowl honors in 1999. In 83 career games, Glenn has amassed 385 receptions for 5,486 yards and 24 touchdowns. He has notched 14 career 100-yard games, including five contests of 148-or-more yards, with a career-high output of 214 (Cleveland, Oct. 3, 1999).

**2002:** Glenn became the Packers' starter at flanker following his March 11 trade from New England. He was acquired in exchange for Green Bay's fourth-round selection in the 2002 NFL Draft (Jarvis Green) and a conditional fourth-round choice in 2003 (later traded to Denver – Bryant McNeal). He went on to finish third among Green Bay receivers with 56 catches (for 817 yards and two touchdowns), the fifth 50-reception season in his seven years in the NFL. Glenn saw action in 15 games, starting 14. He was inactive for the other contest. He also started the playoff game against Atlanta. Of his 56 receptions, 43 were for a first down (76.8%) – the third-best percentage in the NFC, behind the Cardinals' David Boston (87.5%) and the Seahawks' Bobby Engram (86.0%). Glenn was hampered by a pair of knee injuries during training camp, hyper-extending his right knee in practice on July 29 and then spraining the medial collateral ligament in his left knee on Aug. 7. The injuries kept him out of two weeks of practice. In his Packers debut, he pulled in a 42-yard pass on the Packers' opening play of the second half against Atlanta (9/8), jump-starting a scoring drive that pulled Green Bay to within 21-20 in the Packers 37-34, overtime victory. He finished the Falcons' game with two receptions for 60 yards. At New Orleans (9/15), Glenn caught a game-high nine passes for 81 yards, including a leaping 14-yard touchdown grab just before halftime for his initial touchdown wearing the Green and Gold. He totaled four catches for 55 yards, including three third-down receptions that he converted into first downs, at Detroit (9/22). Bothered by post-traumatic migraine headaches that kept him out of practice except for Saturday, he still played the first half of the win over Carolina (9/29) as the club's third receiver, making a nifty 17-yard grab along the right sideline before he was unable to continue after halftime. Glenn was subsequently able to effectively address the situation with medication. Glenn enjoyed his first 100-yard receiving effort with the Packers – and the 14th of his pro career – at Chicago (10/7), making a team-high eight receptions for 154 yards (his top yardage performance since having a career-best 214 yards on Oct. 3, 1999 at Cleveland), passing the 5,000-yard plateau for career receiving yards in the process. In his return to New England (10/13), Glenn recorded three receptions for 19 yards. He had a terrific 46-yard catch-and-run to the one-yard line just before halftime of the win over Detroit (11/10). The play was initially ruled a touchdown after he dove into the end zone, but replay review ruled him down just shy of the goal line. He finished the day with three catches for 82 yards and also picked up an important downfield block of Lions CB Todd Lyght on Najeh Davenport's 43-yard run up the right sideline early in the second half. The following week at Minnesota (11/17), he again got a downfield block on the Vikings' Corey Chavous to help finish off Driver's 84-touchdown reception, along with contributing four catches for 61 yards. Glenn tied for the team lead with four receptions for 61 yards at Tampa Bay (11/24). He had a pair of diving grabs in the rematch with Chicago (12/1), including a 23-yarder during the Packers' 90-yard drive for a go-ahead field goal (16-14) in the eventual 30-20 win. Late in the second half against the Bears, he suffered a bruised tailbone, causing him to be inactive the next week against Minnesota (12/8). Glenn returned to the lineup at San Francisco (12/15), catching three passes for 46 yards, including a key 22-yarder to help set up a touchdown on the Packers' opening drive of the second half in an eventual 20-14 victory. He followed that up with a four-catch performance against Buffalo (12/22). Glenn filled the void when Donald Driver left the game at the N.Y. Jets (12/29) early in the second quarter due to a shoulder injury, catching a team-high five passes for 76 yards – including a laser-like, 14-yard touchdown throw from Brett Favre just before halftime to pull

Green Bay to within 14-10. Glenn recorded one catch for 11 yards in the wild card game against Atlanta (1/4) before leaving the game at halftime due to a mild concussion.

**2001:** Glenn played in four games, with one start, in his final season in New England. Of the remaining 12 games, he was inactive for seven, served an NFL suspension for four and a team suspension for one. He finished the season with 14 receptions for 204 yards and a touchdown. Glenn made his 2001 debut against San Diego (10/14) after serving a four-game league suspension and notched a season-high seven receptions for 110 yards and a score. After suffering a hamstring injury in practice the following week, he was inactive Weeks 6-11 and then placed under a team suspension for the contest at the N.Y. Jets (12/2). He returned to action against Cleveland (12/9) and had four receptions for 67 yards, moving into fifth place on New England's all-time receiving yardage list. He added three receptions at Buffalo (12/16), including a 19-yarder that contributed to a field-goal scoring drive. He saw action against Miami (12/22) but was then inactive for the season finale at Carolina (1/6/02). During the Patriots postseason run to the Super Bowl title, Glenn was under a team suspension.

**2000:** Glenn started all 16 games for the first time in his career and finished with 79 receptions for 963 yards and six touchdowns. He finished 10th in the conference in both receptions and yards. He also added four rushes for 39 yards. Glenn opened the season with a 39-yard touchdown reception among his four catches for 56 yards against Tampa Bay (9/3). The following week at the N.Y. Jets (9/11), he led the team with 81 receiving yards on six catches. He pulled in a game-high eight throws, including an eight-yard touchdown, for 69 yards against Minnesota (9/17) and again led the team with five receptions for 65 yards at Miami (9/24). In back-to-back games at Denver (10/1) and against Indianapolis (10/8), Glenn hauled in scoring passes. With an 11-yard reception against Buffalo (11/5), Glenn became just the sixth Patriot to go over the 4,000-yard career receiving mark. Against Cincinnati (11/19), he registered a season-high 11 catches for 129 yards. In New England's 30-24 victory over Kansas City (12/4), Glenn broke free on a career-long 35-yard rush. He shared team high honors in receptions (five) and led the club in receiving yards (63) at Chicago (12/10), registering a touchdown in the process. His key 16-yard reception in overtime helped the club to a 13-10 victory at Buffalo (12/17), and he finished the day with a team-leading six catches for 70 yards. Glenn had a touchdown reception among his two catches against Miami (12/24).

**1999:** With a career-high 1,147 receiving yards on a team-leading 69 receptions, Glenn had one of the most outstanding seasons of his career despite missing two games. He posted a 16.6 yards-per-catch average and was selected as a Pro Bowl alternate – later taking part in the all-star contest when Tim Brown withdrew due to injury. Nine times during the season he led the club in receptions and eight times he led the team in receiving yards. Glenn started the season averaging 7.4 receptions for more than 127 yards-per-game through the first five contests. He opened the season with two key receptions on the game-winning scoring drive in a 30-28 victory over the N.Y. Jets (9/12), part of a seven-reception, 113-yard effort. The following week against Indianapolis (9/19), he led the team with seven receptions for 122 yards. He hauled in a crucial, 18-yard reception to convert a third down on the drive that resulted in a game-winning, 41-yard field goal in a 16-14 victory over the N.Y. Giants (9/26) and finished with five receptions for 95 yards in the contest. Glenn authored his signature game at Cleveland (10/3) when he set club records with 13 receptions for 214 yards, including 11 receptions for 145 yards by halftime. His 214-yard output was the NFL's highest since the Rams' Isaac Bruce registered 233 yards two years earlier (Nov. 2, 1997). The next week at Kansas City (10/10), he hauled in a 49-yard touchdown, among his five receptions for 92 yards. His five-game streak to start the season came to a halt against Miami (10/17) when he did not record a catch, just the third such game of his career. Glenn bounced back the next week in the win over Denver (10/24) with two receptions, including a 67-yarder, for 80 yards. He registered a 36-yard touchdown among his four receptions for 63 yards at Arizona (10/31). Glenn posted a 45-yard touchdown among his three catches for 69 yards at Buffalo (11/28) despite not starting. He then notched a game-high 148 yards on nine receptions, including a 52-yarder, at Indianapolis (12/12). Glenn was then inactive for the club's final two contests against Buffalo (12/26) because of illness, and then against Baltimore (1/2/00) due to a team suspension.

**1998:** Glenn posted a team-leading 792 yards on 50 receptions despite playing in just 10 games, missing four games with a hamstring injury and then finishing the season on injured reserve with a broken ankle. Glenn earned "Player of the Game" honors with 102 yards on just four receptions (25.5 avg.) against Tennessee (9/20), including a 51-yard touchdown grab. He topped the 100-yard mark again the ensuing week with 105 yards on four catches in a 30-27 win at New Orleans (10/4). Glenn led the team with seven receptions for 78 yards in the win over the Chiefs (10/11). After suffering a pulled hamstring against the N.Y. Jets (10/19), he missed the next four games. He returned to register seven receptions for 66 yards in a 26-23 victory over Miami (11/23) and then went over the 100-yard mark (104 on eight receptions) against Buffalo (11/29). His fourth 100-yard game of the season came at Pittsburgh (12/6) when Glenn had a season-high 193 yards on nine receptions. His totals included a career long 86-yard touchdown grab. His season came to an end the following week at St. Louis (12/13), when he suffered a broken ankle that would land him on injured reserve Dec. 18.

**1997:** Glenn's sophomore season was marred by injury and limited to just nine games. He was inactive for six contests due to injury and suited up, but did not play, in a seventh. He was able to start both playoff contests for New England. He finished the season with 27 receptions for 431 yards and two touchdowns. He had three receptions for 74 yards in the season opener against San Diego (8/31), but suffered an ankle injury that forced him to miss the next two games. He returned to the lineup for a Week 4 matchup against Chicago (9/21), but left after the first series without making a reception. The following week at Denver (10/6), he made two receptions. On the Monday night stage against Green Bay (10/27),





Glenn hauled in seven passes for a season-high 163 yards (then the fifth-highest single-game total in franchise history), including 50- and 49-yard receptions. Despite being poked in the eye at Minnesota (11/2), Glenn returned to the contest in the fourth quarter with a protective shield on his helmet and finished the game with five receptions for 45 yards and a touchdown. He had three receptions for 59 yards at Buffalo (11/9) but had to leave the contest with a hamstring injury. He subsequently sat out the next five games before returning to the lineup at Miami (12/12), but aggravated the injury early in the contest and did not finish. He led the team with four catches for 57 yards in the AFC Wild Card playoff win over Miami (12/28). Glenn contributed postseason career-bests with five receptions for 96 yards in the following week's divisional playoff game at Pittsburgh (1/3) before suffering a broken collarbone that ended his season.

**1996:** Glenn exploded onto the scene as a rookie, finishing the season with an NFL rookie-record and team-leading 90 receptions for 1,132 yards and six touchdowns. His 90 catches ranked second in the AFC, seventh in the NFL, and was the second best single-season total in club history (96 by Ben Coates in 1994). He went on to earn AFC Rookie of the Year honors from United Press International, was an All-Pro selection by *USA Today*, was named to the All-Rookie team of *Pro Football Weekly*/Pro Football Writers of America, was runner-up to Eddie George for Associated Press Rookie of the Year honors, was an All-AFC selection by UPI and was the second alternate for the 1997 Pro Bowl. Glenn missed most of training camp and the season opener at Miami (9/1) with a strained hamstring suffered in practice July 31. After missing the season opener, Glenn went on to start the next 18 games, including postseason, and led the team in receptions and receiving yards in nine-of-15 regular season games. He also posted two 100-yard outings. Glenn made his first NFL start at Buffalo (9/8) and finished with six receptions for 76 yards and a touchdown. In that game, he recorded his first career reception (nine yards from Drew Bledsoe) and first career receiving touchdown (a 37-yard strike from Bledsoe). He tied for the team lead with six catches for 89 yards in a 28-25 overtime victory against Jacksonville (9/22), including a 32-yard reception that set up the game-winning field goal. Glenn posted a season-high 10 receptions for 112 yards against Miami (11/3) and collected his third touchdown of the year and rushed for 26 yards on an end-around in a 31-27 win over the N.Y. Jets (11/10). He had to leave the game against Denver (11/17) with a concussion, but he returned the following week to post a game-high seven receptions for 82 yards and a touchdown against Indianapolis (11/24). In the season finale at the N.Y. Giants (12/21), he had a game-high eight receptions for a season-high 124 yards and a touchdown. Glenn paced the Patriots in the playoffs with 12 receptions for 164 yards. He hauled in a postseason career-best 53-yard reception to set up a two-yard Curtis Martin touchdown run in the Divisional playoffs against Pittsburgh (1/5/97) and had a team-high five receptions for 33 yards in the AFC Championship victory over Jacksonville (1/12/97). In Super Bowl XXXI against Green Bay (1/26/97), Glenn recorded four receptions for 62 yards, including a memorable, diving grab of 44 yards to set up a touchdown.

**COLLEGE:** A three-year letter winner at Ohio State (1993-95), Glenn played in 32 career games with the Buckeyes, making 12 starts, and finished with 79 receptions for 1,677 yards (21.2 avg.) and 17 touchdowns. He also had six career carries for 31 yards and contributed to the return game with 18 kickoff returns for 399 yards (22.2 avg.) and five punt returns for 28 yards (5.6 avg.). He enjoyed a standout season as a junior, his final campaign in Columbus, receiving the Fred Biletnikoff Award, given annually to the country's top wide receiver, and earning All-America recognition. A unanimous All-Big Ten selection, he set school receiving records with 1,411 yards and 17 touchdowns on 64 receptions. Glenn averaged 22.0 yards-per-reception, the highest figure among career Buckeyes with more than 20 catches in a season and started 12 of the Buckeyes' 13 games, sitting out the Minnesota contest with a shoulder separation. His top collegiate game came against Pittsburgh when he set a school record with nine receptions for 253 yards (28.1 avg.) and four touchdowns. He also posted 17 rushing yards, 16 yards on punt returns and 29 yards on a kickoff return to rack up 315 total yards in a 54-14 victory over the Panthers. He saw action in 10 contests as a backup to future NFL pass catchers Joey Galloway and Chris Sanders in 1994, hauling in seven passes for 110 yards. Glenn saw limited action in 10 games during 1993 behind Sanders at flanker and recorded eight catches for 156 yards (19.5 avg.). After redshirting in 1992 as a walk-on - despite scholarship offers from other schools - Glenn earned a scholarship in spring drills.

**PERSONAL:** Terry Tyree Glenn was born in Columbus, Ohio, and later became a three-year letter winner as a wide receiver and cornerback at Brookhaven High School in Columbus. He served as team co-captain as a senior, finishing with 14 receptions for 416 yards (29.7 avg.) and four touchdowns and earning second-team all-district honors in the process. He also starred as a kick returner, helping the team advance to the playoffs his junior and senior years. Glenn also lettered three years in basketball and track, plus two years in tennis. Terry grew up admiring Buckeyes football, he sold sodas at Ohio State football games as a youth. Raised by Charles and Mary Henley during his teenage years (they served as legal guardians), the Henley's son, June, was drafted by the Kansas City Chiefs in 1997 after playing running back collegiately at Kansas. In Green Bay, Glenn was active with the local D.A.R.E. program, as well as taping a public service announcement for the American Red Cross. He also participated in the Brett Favre Celebrity Softball Game in June of 2002. While in New England, Glenn was active in a Thanksgiving 'Adopt a Family' program. He majored in history while at Ohio State. Glenn has a son, Terry Jr. (5/4/96) and a daughter, Natalie (9/10/02).



# TERRY GLENN

PLAYERS

## GLENN'S NFL TOTALS

Year	No.	Receiving			
		Yds.	Avg.	Long	TD
1996 (N.E.)	90	1,132	12.6	371	6
1997 (N.E.)	27	431	16.0	50	2
1998 (N.E.)	50	792	15.8	861	3
1999 (N.E.)	69	1,147	16.6	67	4
2000 (N.E.)	79	963	12.2	391	6
2001 (N.E.)	14	204	14.6	23	1
2002 (G.B.)	56	817	14.6	49	2
<b>Totals</b>	<b>385</b>	<b>5,486</b>	<b>14.2</b>	<b>861</b>	<b>24</b>

Postseason					
1996 (N.E.)	12	164	13.7	53	0
1997 (N.E.)	9	153	17.0	63	0
2002 (G.B.)	1	11	11.0	11	0
<b>Totals</b>	<b>22</b>	<b>328</b>	<b>14.9</b>	<b>53</b>	<b>0</b>

### Special Teams Tackles: (2001: 3 - 3 - 6)

### Single-Game Bests

Receptions - 13 at Cleveland, 10/3/99  
 Receiving yards - 214 at Cleveland, 10/3/99  
 Receiving Avg. - 32.6 vs. Green Bay, 10/27/97  
 Long Reception - 861 at Pittsburgh, 12/6/98  
 Touchdowns - 124 times, last at N.Y. Jets, 12/29/02  
 Rush Attempts - 2 vs. Kansas City, 12/4/00  
 Rush Yards - 37 vs. Kansas City, 12/4/00  
 Long Rush - 35 vs. Kansas City, 12/4/00

Year	No.	Rushing			
		Yds.	Avg.	Long	TD
1996 (N.E.)	5	42	8.4	26	0
1997 (N.E.)	0	0	0.0	0	0
1998 (N.E.)	2	-1	-0.5	7	0
1999 (N.E.)	0	0	0.0	0	0
2000 (N.E.)	4	39	9.8	35	0
2001 (N.E.)	0	0	0.0	0	0
2002 (G.B.)	0	0	0.0	0	0
<b>Totals</b>	<b>11</b>	<b>80</b>	<b>7.3</b>	<b>35</b>	<b>0</b>

### Glenn's 100-yard receiving games

214 @ Cleveland, 10/3/99 (13 rec.)  
 193 @ Pittsburgh, 12/6/98 (9 rec.)  
 163 vs. Green Bay, 10/27/97 (7 rec.)  
 154 @ Chicago, 10/7/02 (8 rec.)  
 148 @ Indianapolis, 12/12/99 (9 rec.)  
 129 vs. Cincinnati, 11/19/00 (11 rec.)  
 124 @ N.Y. Giants, 12/21/96 (8 rec.)  
 122 vs. Indianapolis, 9/19/99 (7 rec.)  
 113 @ N.Y. Jets, 9/12/99 (7 rec.)  
 112 vs. Miami, 11/3/96 (10 rec.)  
 110 vs. San Diego, 10/14/01 (7 rec.)  
 105 @ New Orleans, 10/4/98 (4 rec.)  
 104 vs. Buffalo, 11/29/98 (8 rec.)  
 102 vs. Tennessee, 9/20/98 (4 rec.)

## Terry Glenn Career Game-By-Game

Game	1996				
	No.	Yds.	Avg.	Long	TD
L - @ Miami 9/1		Inactive-Hamstring			
L - @ Buffalo 9/8	6	76	12.7	371	1
W - Arizona 9/15	5	66	13.2	23	0
W - Jacksonville 9/22	6	89	14.8	32	0
W - @ Baltimore 10/6	6	88	14.7	28	0
L - Washington 10/13	7	84	12.0	33	0
W - @ Indianapolis 10/20	3	29	9.7	14	0
W - Buffalo 10/27	4	65	16.3	28	0
W - Miami 11/3	10	112	11.2	20	0
W - @ NY Jets 11/10	6	83	13.8	28	1
L - Denver 11/17	2	22	11.0	12	0
W - Indianapolis 11/24	7	82	11.7	19	1
W - @ San Diego 12/1	5	63	12.6	25	0
W - N.Y. Jets 12/8	7	66	9.4	25	0
L - @ Dallas 12/15	8	83	10.4	29	0
W - @ N.Y. Giants 12/21	8	124	15.5	31	1
<b>Season Totals</b>	<b>90</b>	<b>1,132</b>	<b>12.6</b>	<b>371</b>	<b>6</b>

### Playoffs

W - Pittsburgh 1/5/97	3	69	23.0	53	0
W - Jacksonville 1/12/97	5	33	6.6	11	0
L - Green Bay 1/26/97	4	62	15.5	44	0

### 1997

W - San Diego 8/31	3	74	24.7	40	1
W - @ Indianapolis 9/7		Inactive-Hamstring			
L - N.Y. Jets 9/14		Did Not Play-Ankle			
W - Chicago 9/21					
L - @ Denver 10/6	2	27	13.5	19	0
W - Buffalo 10/12	4	50	12.5	22	0
W - @ N.Y. Jets 10/19	3	13	3.3	12	0
L - Green Bay 10/27	7	163	32.6	50	1
L - @ Minnesota 11/2	5	45	9.0	15	0
W - @ Buffalo 11/9	3	59	19.7	40	0
L - @ Tampa Bay 11/16		Inactive-Hamstring			
W - Miami 11/23		Inactive-Hamstring			
W - Indianapolis 11/30		Inactive-Hamstring			
W - @ Jacksonville 12/7		Inactive-Hamstring			
L - Pittsburgh 12/13		Inactive-Hamstring			
W - @ Miami 12/22					
<b>Season Totals</b>	<b>27</b>	<b>431</b>	<b>16.0</b>	<b>50</b>	<b>2</b>

### Playoffs

W - Miami 12/28	4	57	14.3	24	0
L - Jacksonville 1/3/98	5	96	19.2	39	0

### 1998

L - @ Denver 9/7	5	71	14.2	24	0
W - Indianapolis 9/13	3	25	8.3	12	0
W - Tennessee 9/20	4	102	25.5	51	1
W - @ New Orleans 10/4	4	105	26.3	43	0
W - Kansas City 10/11	7	78	11.1	23	0
W - N.Y. Jets 10/19	2	34	17.0	29	0

Game	1998 (cont.)				
	No.	Yds.	Avg.	Long	TD
W - @ Miami 10/25		Inactive-Hamstring			
W - @ Indianapolis 11/1		Inactive-Hamstring			
L - Atlanta 11/8		Inactive-Hamstring			
L - @ Buffalo 11/15		Inactive-Hamstring			
W - Miami 11/23	7	66	9.4	21	0
W - Buffalo 11/29	8	104	13.0	33	0
W - @ Pittsburgh 12/6	9	193	21.4	861	1
L - @ St. Louis 12/13	1	14	14.0	14	0
W - San Francisco 12/20		Injured Reserve-Ankle			
L - @ N.Y. Jets 12/27		Injured Reserve-Ankle			
<b>Season Totals</b>	<b>50</b>	<b>792</b>	<b>15.8</b>	<b>861</b>	<b>3</b>

### Playoffs

L - @ Jacksonville 1/3/99		Injured Reserve-Ankle			
---------------------------	--	-----------------------	--	--	--

### 1999

W - @ N.Y. Jets 9/12	7	113	16.1	45	0
W - Indianapolis 9/19	7	122	17.4	31	0
W - N.Y. Giants 9/26	5	95	19.0	45	0
W - @ Cleveland 10/3	13	214	16.5	54	1
L - @ Kansas City 10/10	5	92	18.4	49	1
L - Miami 10/17					
W - Denver 10/24	2	80	40.0	67	0
W - @ Arizona 10/31	4	63	15.8	361	1
L - N.Y. Jets 11/15	4	58	14.5	26	0
L - @ Miami 11/21	3	39	13.0	17	0
L - @ Buffalo 11/28	3	69	23.0	451	1
W - Dallas 12/5	3	27	9.0	11	0
L - @ Indiana 12/12	9	148	16.4	52	0
L - @ Philadelphia 12/19	4	27	6.8	23	0
L - Buffalo 12/26		Inactive-Flu			
W - Baltimore 1/2/00		Inactive-Coach's Decision			
<b>Season Totals</b>	<b>69</b>	<b>1,147</b>	<b>16.6</b>	<b>67</b>	<b>4</b>

### 2000

L - Tampa Bay 9/3	4	56	14.0	391	1
L - @ N.Y. Jets 9/11	6	81	13.5	20	0
L - Minnesota 9/17	8	69	8.6	17	1
L - @ Miami 9/24	5	65	13.0	28	0
W - @ Denver 10/1	6	76	12.7	17	1
W - Indianapolis 10/8	5	51	10.2	16	1
L - N.Y. Jets 10/15	2	45	22.5	29	0
L - @ Indianapolis 10/22	3	36	12.0	18	0
L - Buffalo 11/5	3	25	8.3	11	0
L - @ Cleveland 11/12	6	65	10.8	15	0
W - Cincinnati 11/19	11	129	11.7	34	0
L - @ Detroit 11/23	5	76	15.2	25	0
W - Kansas City 12/4	2	15	7.5	19	0
L - @ Chicago 12/10	5	63	12.6	20	1
W - @ Buffalo 12/17	6	70	11.7	19	0
L - Miami 12/24	2	41	20.5	25	1
<b>Season Totals</b>	<b>79</b>	<b>963</b>	<b>12.2</b>	<b>391</b>	<b>6</b>





## GLENN'S NFL TOTALS (cont.)

Game	2001				
	No.	Yds.	Avg.	Long	TD
L- @ Cincinnati 9/9			League Suspension		
L- N.Y. Jets 9/23			League Suspension		
W- Indianapolis 9/30			League Suspension		
L- @ Miami 10/7			League Suspension		
W- San Diego 10/14	7	110	15.7	211	1
W- @ Indianapolis 10/21			Inactive		
L- @ Denver 10/28			Inactive		
W- @ Atlanta 11/4			Inactive		
W- Buffalo 11/11			Inactive		
L- St. Louis 11/18			Inactive		
W- New Orleans 11/25			Inactive		
W- @ N.Y. Jets 12/2			Team Suspension		
W- Cleveland 12/9	4	67	16.8	23	0
W- @ Buffalo 12/16	3	27	9.0	19	0
W- Miami 12/22			Inactive		
W- Carolina 1/6			Inactive		
<b>Season Totals</b>	<b>14</b>	<b>201</b>	<b>14.6</b>	<b>23</b>	<b>1</b>
<b>Playoffs</b>					
W- @ Oakland 1/19/02			Team Suspension		
W- Pittsburgh 1/27/02			Team Suspension		
W- St. Louis 2/3/02			Team Suspension		

Game	2002				
	No.	Yds.	Avg.	Long	TD
W- Atlanta 9/8	2	60	30.0	42	0
L- @ New Orleans 9/15	9	81	9.0	141	1
W- @ Detroit 9/22	4	55	13.8	24	0
W- Carolina 9/29	1	17	17.0	17	0
W- @ Chicago 10/7	8	154	19.3	49	0
W- @ New England 10/13	3	19	6.3	11	0
W- Washington 10/20	1	15	15.0	15	0
W- Miami 11/4	3	24	8.0	11	0
W- Detroit 11/10	3	82	27.3	46	0
L- @ Minnesota 11/17	4	61	15.3	19	0
L- @ Tampa Bay 11/24	4	61	15.3	30	0
W- Chicago 12/1	2	39	19.5	23	0
W- Minnesota 12/8			Inactive-Hip/Tailbone		
W- @ San Francisco 12/15	3	46	15.3	22	0
W- Buffalo 12/22	4	27	6.8	12	0
L- @ N.Y. Jets 12/29	5	76	15.2	23	1
<b>Season Totals</b>	<b>56</b>	<b>817</b>	<b>14.6</b>	<b>49</b>	<b>2</b>
<b>Playoffs</b>					
L- Atlanta 1/4/03	1	11	11.0	11	0



## La'Roi Glover

## Defensive Tackle

6'2" ★ 285 ★ 7/4/74

San Diego State

UFA (New Orleans) for '02

NFL: 8th Year ★ Cowboys: 2nd Year



**GAMES/STARTS** (regular season, playoffs): 1996 (2/0 - Oak), 1997 (15/2 - N.O.), 1998 (16/15 - N.O.), 1999 (16/16 - N.O.), 2000 (16/16, 2/2 - N.O.), 2001 (16/16 - N.O.), 2002 (16/16). Total - 97/81, 2/2 (Dallas - 16/16).

**PRO:** In signing La'Roi Glover to a long-term contract on March 12, 2002, the Dallas Cowboys were expecting big things from one of the NFL's most productive defensive tackles over the previous five seasons. They were not disappointed. Glover stepped into the middle of the Cowboys defensive line and posted a career-high 76 tackles while helping the Dallas defense limit opponents to 3.8 yards-per-rush. Glover - who has posted 31.5 sacks over the past three seasons - also earned his third Pro Bowl selection in as many years. The strong, quick lineman has averaged eight sacks-per-season during his seven-year NFL career (56.5). From 1998-2000, only two other NFL players posted more sacks than Glover's 35.5 (Kevin Carter - 39.5, and Warren Sapp - 36). Glover's 17 sacks in 2000 tied the New Orleans single season record that was set by Pat Swilling in 1992, and that figure is the second highest sack total by any defensive tackle in NFL history - since sacks were first registered as an official NFL stat in 1992. As the elder statesman of the Cowboys defensive line, Glover will be expected to help raise the play of young tackles Michael Myers and John Nix while continuing to put up Pro Bowl caliber numbers. His play inside should also aid the talents of defensive end Greg Ellis on the outside.

**2002:** In earning his third consecutive Pro Bowl selection, Glover made an immediate impression among Cowboys fans by establishing new career-highs for tackles (76) and quarterback pressures (26) while tying his previous career-best with three passes defended. He also added 6.5 sacks (eighth in the NFL among defensive tackles), five tackles for losses and two forced fumbles, all of which earned him All-Pro honors from *College & Pro Football Newsweekly*, *Pro Football Weekly* and *The Sporting News* and All-NFC honors from *Pro Football Weekly*. In his Cowboys debut at Houston (9/8), he tied for the team lead among linemen with six tackles while leading the club with 1.5 sacks and recording his second career interception, two pressures and a tackle for a loss. His 1.5 sacks were part of a six sack effort by the Dallas defense, its best showing since totaling nine sacks against Arizona on Nov. 9, 1997. Against Tennessee (9/15), Glover posted four stops and two pressures and helped limit Eddie George to 65 yards on 19 carries (3.4 avg.). Glover registered three tackles, two pressures, a sack, a tackle for a loss and a forced fumble at Philadelphia (9/22). Against the N.Y. Giants (10/6), he totaled three tackles, a pressure and his third sack of the season, forcing a fumble on the play which Kerry Collins recovered for the Giants. Glover posted four stops against Carolina (10/13) while helping limit the Panthers to a 3.5 yards-per-carry average on 33 rushing attempts. He tied for the lead among Dallas defensive linemen at Arizona (10/20) with seven tackles while tying for the team lead with three pressures. Against Seattle (10/27), Glover tallied six tackles, two passes defended and the club's only sack while helping limit Shaun Alexander to 58



yards on 23 carries (2.5 avg.) He led all linemen the next week at Detroit (11/3) with four tackles and two pressures while posting the team's only sack. He helped limit the Lions to 148 total yards, the fewest by a Dallas opponent since holding the N.Y. Giants to 105 yards on Sept. 8, 1996. He registered four stops and two pressures at Indianapolis (11/17) before totaling four tackles against Jacksonville (11/24). On Thanksgiving Day against Washington (11/28), Glover posted a season-high eight tackles, a season-high eight quarterback pressures and a sack. His eight pressures were the most by a Cowboy since Charles Haley recorded nine against Green Bay on Nov. 24, 1994, and three of Glover's pressures resulted in interceptions. In helping preserve the Cowboys seven point lead, he stopped Danny Wuerffel for no gain on a third down sneak and Stephen Davis for no gain on a fourth down run up the middle with 3:09 remaining in the game. Glover again tallied a season-high tying eight tackles against San Francisco (12/8) while adding two stops behind the line of scrimmage and two quarterback pressures. He recorded three tackles at the N.Y. Giants (12/15) before leading all defensive linemen with seven stops against Philadelphia (12/21). In the season finale at Washington (12/29), he registered two tackles before leaving the game late in the second quarter with a sprained right knee.

**2001:** Glover earned his second consecutive Pro Bowl selection after totaling 45 tackles, eight sacks, three forced fumbles and two fumble recoveries. His eight sacks ranked third on the team and helped the Saints lead the NFL in sacks-per-pass play. He opened the season with two stops and a sack at Buffalo (9/9), then posted three tackles and a sack at the N.Y. Giants (9/30). In the Saints' home opener against Minnesota (10/7), he totaled four tackles, two sacks and forced a fumble while holding the Vikings ground attack to just 34 yards. He recorded two stops and two fumble recoveries at Carolina (10/14) before posting four stops against Atlanta (10/21). He tallied four tackles at New England (11/25). Against Carolina (12/2), he recorded three tackles, 1.5 sacks and a forced fumble while helping the defense limit the Panthers to just 49 rushing yards on 19 attempts (2.6 avg.) and 150 total yards. He posted two tackles, a forced fumble and half a sack at Atlanta (12/9) then totaled three stops and a sack against St. Louis (12/17). He recorded a season-high six tackles and a sack against Washington (12/30) before closing the season with three stops against San Francisco (1/6/02).

**2000:** With one of the more dominating defensive performances in the NFL, Glover was selected to his first Pro Bowl while earning consensus All-Pro honors and NFL Alumni Defensive Lineman of the Year after leading the NFL with 17.0 sacks for losses of 112 yards. This sack total ranks second in NFL annals among defensive tackles, trailing Minnesota's Keith Millard's 18-sack effort in 1989. He also recorded 65 tackles, two forced fumbles and a fumble recovery. His performances earned him NFC Defensive Player of the Week honors an NFC-record three times while earning NFC Defensive Player of the Month for October. At the time, he was just the ninth player in NFL history to win conference Player of the Week honors in two consecutive weeks - at Chicago (10/8) and against Carolina (10/15). He recorded his first sack of the season against Detroit (9/3) while totaling six tackles. He finished with two stops and sacks on consecutive plays at San Diego (9/10) before tallying four tackles and a career-high tying three sacks at Chicago (10/8), earning NFC Defensive Player of the Week honors. He earned Defensive Player of the Week honors the following week against Carolina (10/15) after recording another three sack performance. At Atlanta (10/22), he totaled three tackles and a sack, then registered six stops, two sacks and a forced fumble at Arizona (10/29). He was named NFC Defensive Player of the Month for October after posting 17 tackles, nine sacks and a forced fumble in four games. He recorded his 11th sack of the year at Carolina (11/12), and he earned NFC Defensive Player of the Week honors for a record third time after totaling five stops, a career-high tying three sacks and a forced fumble at St. Louis (11/26). Glover's performance helped the Saints defense limit Rams running back Marshall Faulk to 27 rushing yards. He returned the next week against Denver (12/3) to record a season-high 10 tackles, then forced a key third quarter fumble at San Francisco (12/10) which led to a Saints field goal in a 31-27 victory. In the NFC Wild Card game against St. Louis (12/30), he totaled six tackles and a fumble recovery to help the New Orleans defense limit Faulk to 24 rushing yards in the Saints 31-28 victory.

**1999:** Glover finished fifth on the Saints with 62 tackles while leading the team with 8.5 sacks. He also posted a forced fumble, a fumble recovery and a pass defended. He recorded his first sack at Chicago (10/3), and he led the team with eight tackles at the N.Y. Giants (10/24). He registered his most productive game of the season at Baltimore (12/19) when he led the Saints with a career-high 11 tackles and a career-high tying three sacks.

**1998:** In starting 15-of-16 games for the Saints, he led the team with 10 sacks while posting 67 tackles, three forced fumbles, an interception and a pass defended. He was named an alternate to the Pro Bowl while earning All-Pro honors from *USA Today* and *College & Pro Football Newsweekly*, second-team All-Pro honors from the Associated Press and second-team All-NFC honors from *Football News*. He kicked off the season recording two sacks and a forced fumble at St. Louis (9/6). His forced fumble was returned for a Saints touchdown by Joe Johnson. He again posted two sacks and a forced fumble against Carolina (9/13), and he intercepted his first career pass against New England (10/4). He registered a season-high eight tackles and a sack at Carolina (11/1) before tying that mark with eight tackles, three sacks and a forced fumble against St. Louis (11/15). He earned NFC Defensive Player of the Week honors after totaling four stops and two sacks against Dallas (12/6).

**1997:** Glover spent the spring playing for the Barcelona Dragons, helping the team to the World League title while earning All-World League honors. He ranked third in the league with 6.5 sacks while totaling 36 stops. He was waived by Oakland Aug. 24 and claimed by New Orleans Aug. 25, where he appeared in 15 games, starting two. He finished with 33 tackles and was fourth on the team with 6.5 sacks while also registering a forced fumble and a fumble recovery. Against San Diego (9/7), he registered three tackles and a fumble recovery. He posted three stops at San Francisco (9/14) before recording his first





career sack against Detroit (9/21). He tallied his second sack at Chicago (10/5), and he recorded his best game of the season against San Francisco (10/26) when he registered five tackles and a sack. Against Seattle (11/16), he totaled three tackles, a sack and a pass defended. He started his first NFL game at Carolina (11/30) and his second in the season finale at Kansas City (12/21).

**1996:** After being drafted by the Oakland Raiders in the fifth round (166th overall) of the NFL Draft, Glover was inactive for 13 games with the Raiders. He was active but did not play at Chicago (9/29). He saw his first NFL action against Minnesota (11/19) and totaled two tackles. He again saw action at Seattle (11/26) in the defensive line rotation and on special teams.

**COLLEGE:** Glover was a four-year starter at San Diego State, serving as defensive captain and earning Aztec Outstanding Defensive Lineman honors as a senior after totaling 36 tackles and 4.5 sacks. He was selected to the All-Western Athletic Conference second-team and to the West squad for the East-West Shrine Game. He was a second-team All-WAC selection as a sophomore and honorable mention selection as a freshman.

**PERSONAL:** Glover was named Cal-Hi Sports first-team, *USA Today* second-team All-America, San Diego co-Player of the Year, *Los Angeles Times* Lineman of the Year and CIF Player of the Year as a senior defensive lineman at Point Loma High School in San Diego, Calif. He closed his final prep campaign with 77 tackles, 17.5 sacks, six fumble recoveries, six forced fumbles and three passes defended. He also earned three letters in track as a shot putter and three letters in wrestling, earning the top heavyweight wrestler ranking in the state of California as a senior. Glover was nominated by teammates for the Saints "Man of the Year" and "Unsung Hero" awards in 1999 and was named Saints Defensive MVP for the 2000 season. He graduated from San Diego State in the spring of 1999 with a double major in public administration and sociology. He spent the past offseason interning with Personalities & Promotions International – a local sports marketing company owned by Hall of Fame quarterback Roger Staubach – helping arrange autograph and speaking arrangements for local athletes. La'Roi and his wife, Spring, have a son, La'Roi Damon Glover, Jr. (3/11/03).

GLOVER'S NFL TOTALS

Year	Tackles			Sacks	Tkl/ Loss	QB Press.	Passes Def.	For. Fum.
	Solo	Ast.	Tot.					
1996 (Oak.)	2	0	2	0.0 (0)	-	-	0	0
1997 (N.O.)	24	9	33	6.5 (-33)	-	-	1	1
1998 (N.O.)	59	8	67	10.0 (-83)	-	-	2	3
1999 (N.O.)	46	16	62	8.5 (-47)	-	-	3	1
2000 (N.O.)	44	21	65	17.0 (-112)	-	-	0	2
2001 (N.O.)	36	9	45	8.0 (-48)	-	-	2	3
2002	40	36	76	6.5 (-50)	5(-9)	26	3	2
Totals	251	99	350	56.5 (-373)	5(-9)	26	11	12

Playoffs

2000 (N.O.)	6	0	6	0.0 (0)	-	-	0	0
-------------	---	---	---	---------	---	---	---	---

Interceptions

Year	No.	Yds.	Avg.	Long	TD
1998 (N.O.)	1	0	0.0	0	0
2002	1	7	7.0	7	0
Total	2	7	3.5	7	0

Opponents' Fumbles Recovered

Year	No.	Yds.	Avg.	Long	TD
1997 (N.O.)	1	0	0.0	0	0
1999 (N.O.)	1	2	2.0	2	0
2000 (N.O.)	1	0	0.0	0	0
2001 (N.O.)	2	12	6.0	12	0
Totals	5	14	2.8	12	0

Playoffs

2000 (N.O.)	1	0	0	0	0
-------------	---	---	---	---	---

Single Game Bests

Tackles – 11 @ Baltimore, 12/19/99  
 Sacks – 3 five times, last @ St. Louis, 11/26/00  
 Fumble Recoveries – 2 @ Carolina, 10/14/01  
 QB Pressures – 8 vs. Washington, 11/28/02



Toby Gowin

Punter

5'10" ★ 167 ★ 3/30/75

North Texas

UFA (New Orleans) for '03

NFL: 7th Year ★ Cowboys: 4th Year



**GAMES/STARTS** (regular season, playoffs): 1997 (16/0), 1998 (16/0, 1/0), 1999 (16/0, 1/0), 2000 (16/0, 2/0 – N.O.), 2001 (16/0 – N.O.), 2002 (15/0 – N.O.). Total – 95/0, 4/0 (Dallas-48/0, 2/0).

**PRO:** Originally signed as an undrafted rookie free agent by Dallas in 1997, Gowin has developed into a proven veteran in handling kickoff and punting duties. After three seasons in New Orleans, Gowin returned to his Texas roots this year, signing as an unrestricted free agent. He provides Dallas a solid foundation in the punting game and a strong leg on kickoffs. Gowin has completed each of his six NFL seasons with a gross average of more than 41-plus yards-per-punt.

**2002:** Gowin enjoyed another solid season in handling both punting and kickoff chores for the Saints, posting a 41.9 punting average. That figured tied him for 11th in the NFL, seventh in the NFC in gross punting, and his career-best 36.9 yard net average placed him seventh in the NFL, sixth in the NFC. As a kickoff man, his six touchbacks tied him for seventh in the NFL. While a quadriceps injury kept him out of the season opener at Tampa Bay (9/8) – the only game he has missed in his six year career – he returned to action against Green Bay (9/15) and punted four times for a 40.5 yard average, including one inside the 20-yard line. At Chicago (9/22), he recorded five punts for a 43.0 yard mark. His five punts at Detroit (9/29), included one inside the 20 and averaged 40.4 yards a kick. Gowin recorded his first special teams tackle of the season against Pittsburgh (10/6) while punting three times for a 49.0 yard average. Gowin's only punt of the day against Atlanta (10/27) traveled 44 yards and pinned the Falcons inside the 20-yard line. He also added his second special teams tackle of the year. Gowin punted a season-high eight times for a 46.5 yard average at Carolina (11/10) Three of his five punts at Baltimore (12/8) landed inside the Ravens' 20-yard line, and he also added two special teams tackles in the game. Gowin posted a nice 46.3 yard average on three punts against Minnesota (12/15), including one inside the 20-yard line. At Cincinnati (12/22), he punted six times for 234 yards, including two inside the 20-yard line and had one special teams tackle. Gowin wrapped up the season with seven punts against Carolina (12/29), placing two inside the 20 and averaging 43.6 yards-per-kick on the day.

**2001:** Gowin saw action in all 16 games for the Saints handling punting and kickoff duties. He averaged 41.8 yards on 76 punts (3,180 yards) and had just seven touchbacks, a figure demonstrating his ability to accurately pinpoint punts. Gowin punted a season-high eight times for a 43.5-yard average, including two inside the 20, at Carolina (10/14). His six punts against Atlanta (10/21) included two inside the 20. Gowin had a season-high four punts inside the 20 among his seven punts against the N.Y. Jets (11/4), and he then downed three-of-five punts inside the 20-yard line in a 28-10 win at Atlanta (12/9). Gowin had a Saints career-long 62-yard boot against Washington (12/30).

**2000:** Gowin posted a 41.1 yards-per-kick average in his first season with the Saints, kicking 74 times for 3,043 yards. He finished seventh in the NFC in punting average and tied for fifth in the NFL for fewest touchbacks with eight. He tied for sixth in the NFC with 22 punts placed inside the opponents' 20-yard line. Demonstrating his overall athletic ability, Gowin also finished tied for fourth on the Saints with a career-high 11 special teams tackles. His best effort of the season came against Detroit (9/3) when he punted seven times for 340 yards and a 48.6-yard average with one punt inside the 20-yard line and recorded a season-long 58-yard punt. He placed four-of-seven punts inside the 20-yard line against Philadelphia (9/24). In two postseason games, Gowin had 11 punts for 441 yards, including three inside the 20-yard line. In the NFC Wild Card game against St. Louis (12/30), he had six punts for 246 yards and a 41.0 average, tying a postseason career-high in punts.

**1999:** Gowin again proved to be one of the top punters in the NFL, ranking second in the NFC and seventh in the NFL with a 43.2 gross punting average. He booted 81 punts for 3,500 yards, with a long of 64, and put 24 of his kicks inside-the-20 while totaling just 10 touchbacks. His 43.2 average marked the fifth-best season average in Cowboys history. Gowin closed out the season by landing 11 of his last 20 regular season punts inside the opponents 20-yard line. His 24 inside the 20 ranked fourth in the NFC and 12th in the NFL. He also had at least one punt of 50+ yards in 14-of-17 games on the year, including playoffs. On 71 kickoffs, he averaged 67.3 yards-per-kick, including 12 touchbacks. Dallas opponents' average starting position was the 24.0-yard line, second-best in the NFL. Against Atlanta (9/20), Gowin helped limit Tim Dwight, who ranked third in the NFL in kickoff returns in 1998, to a 16.7-yard average on four kickoffs. Against Arizona (10/3), he had six punts and six kickoffs, helping to pin the Cardinals inside their 20-yard line six times on the day (twice on punts, four times on kickoffs). Four other times he had them pinned inside their 30. He had a season-long 64-yard punt at the N.Y. Giants (10/18). Gowin averaged a season-high 53.3 gross yards (four minimum) against Washington (10/24), earning him NFC Special Teams Player of the Week honors. The 53.3 yard average was the third-best single-game average in Cowboys history. In that game he also posted a career-high 45.3 yard net average with four punts for 213 yards and one touchback. He then tied a career-high and club record with five punts inside-the-20 against Philadelphia (12/12). On 12 drives the Eagles began following punts or kickoffs, eight began at or inside the Eagles 20-yard line, and his kickoffs helped limit Allen Rossum, the NFL's fifth leading kickoff return man with a 25.2 average, to 16.0 yards on three kickoff returns and 5.0 yards on two punt returns. Gowin punted a season-high seven times against the N.Y. Jets (12/19).

**1998:** After setting two club records as a rookie, Gowin suffered no sophomore slump in 1998, establishing a Cowboys record for punts downed inside-the-20 in a season with 31 (on 77 punts). That broke the mark of 28 set by Mike Saxon in 1986 (on 86 punts). The record breaking figure placed him third in the NFC and fourth in the NFL, and as an average (31-of-77 punts), his 40.3% figure of punts downed inside the 20 was the second best total in the NFC and third best in the NFL. He also improved his numbers in net and gross average, tying for seventh in the NFC in gross punting at 43.3 yards-per-punt – an improvement of 1.6 yards-per-punt over his rookie average. He also tied for seventh in the NFC in net punting at 36.6 yards-per-punt – an increase of 1.2 yards-per-punt. On kickoffs, he averaged 67.6 yards (inside the three-yard line) on 82 regular season kickoffs, including 17 touchbacks. The opponent's average starting field position following his kickoffs was the 22.4-yard line, lowest in the NFL. His 17 touchbacks was the sixth best figure in the NFC, eighth best total in the NFL. Gowin opened the year against Arizona (9/6) by averaging a season-high 49.5 yards on four punts and ended the day with a season-high 44.8-yard net punting average. He helped limit Cardinals return man Eric Metcalf to 19 yards on four punt returns (4.8 avg.) and 41 yards on three kickoff returns (13.7 avg.). Five of his seven kickoffs went into the end zone, resulting in four touchbacks and starting field position for the Cardinals at the 20, 20, 13, 20,





20, 15 and 19-yard lines. He put five-of-six kickoffs into the end zone at Denver (9/13), resulting in four more touchbacks and averaged 51.0 yards on two punts, but his biggest play of the game came on a 33-yard run from punt formation in the third quarter that kept alive a drive and eventually led to a field goal. Gowin had a career high nine punts at the N.Y. Giants (9/21). Beginning his inside the 20 run, Gowin placed four-of-five punts inside the 20 against Oakland (9/27). By putting three-of-six kickoffs into the end zone at Washington (10/4), Gowin logged one touchback and helped limit Brian Mitchell to a 17.8-yard kickoff return average. He also averaged 48 yards on four punts. With a season-long 65 yard punt at Chicago (10/18), Gowin averaged 44.6 yards on seven punts. Between kickoffs and punts, Gowin kept the Eagles in bad field position all night (avg. drive start was the Eagles 21) at Philadelphia (11/2), averaging 46 yards on six punts, including two inside the 20. He topped that the next week by limiting the N.Y. Giants (11/8) to 15.6 yards-per-kickoff return on five kickoffs, and giving the Giants an average starting field position following punts and kickoffs at the 18-yard line. Gowin finished the year out with an incredible run of success, downing 19 of his last 32 punts inside opponents 20-yard line. In addition, five of the remaining 13 punts were touchbacks, leaving opponents with 80 or more yards to go for a touchdown 75.0% of the time. One of Gowin's best all-around performances of the season came at New Orleans (12/6) when he averaged 45.6 yards on seven punts – including three inside the Saints 10-yard line. He also had touchbacks on both his kickoffs. Four times at Kansas City (12/13), Gowin pinned the Chiefs inside their 20-yard line, and he averaged 43.8 yards on five punts. He also suffered the only blocked punt of his career in the second quarter, snapping a string of 152 consecutive punts without a block. For the second straight week, and the third time of the season, Gowin had four of his punts downed inside the opponents 20-yard line when he accomplished the feat against Philadelphia (12/20). That total gave him 29 for the season, breaking Saxon's club record. He also held Brian Mitchell to an 11.4 average on five kickoff returns. In his first career playoff game, Gowin broke yet another Dallas punting record when he established a single-game postseason club record with four punts downed inside the 20-yard line against Arizona (1/2/99). He averaged 41.3 yards-per-punt (39.5 net) on six kicks for the day.

**1997:** Gowin finished his first NFL campaign by establishing a Dallas rookie record for punts in a season with 86, breaking Mike Saxon's rookie mark of 81 set in 1985 and tying Saxon's club record for punts in a season set in 1986. At 41.8 yards-per-punt, Gowin posted the third highest average by a rookie punter in Dallas history, and he also finished second in the NFL among all rookie punters with a 35.4-yard net average. In addition to handling the punting chores for Dallas, Gowin was responsible for kickoff duties, putting his average kickoff inside the four-yard line and helping Dallas lead the NFL with an opponent's average drive start coming at the 22.5-yard line. His 12 touchbacks on 78 kickoffs were the seventh best figure in the NFC and 11th best in the NFL. His very first NFL punt went 54 yards at Pittsburgh (8/31), and he finished the day with a 46.3-yard average (41.3 net) on four punts. He also had three touchbacks on eight kickoffs. The next week at Arizona (9/7), Gowin averaged 46.8 yards on a season-high eight punts, including four 50+ yarders, and he added three more touchbacks on six kickoffs. The biggest day of Gowin's young career came against Chicago (9/28), when he established a club record by averaging 55.3 yards-per-punt (six punts for 332 yards), topping the mark of 53.4 set by Ron Widby against New Orleans on Nov. 3, 1968. That average included a 72-yard punt, which was the second longest punt in the NFC in 1997 and the longest by a Cowboy since Danny White hit a 73-yarder against the L.A. Rams on Oct. 14, 1979. He also posted a season-high 44.8 net average against the Bears. Gowin's record-setting performances continued on Monday Night Football at Washington (10/13). By placing five of his six punts inside the Redskins' 20-yard line, he tied the club record for punts inside the 20 in a game. Washington's starting field position following punts that night came at the 17, 20, one, seven, 18 and 12-yard lines. Gowin didn't limit his play to punting the ball, recording a key special teams tackle at Philadelphia (10/26) to bring down Mark Seay following a 33-yard punt return. In the cold wind of Lambeau Field, Gowin averaged 43.0 yards-per-punt on six kicks at Green Bay (11/23). He then came back four days later and averaged 46.5 yards-per-punt (41.8 net) against Tennessee (11/27) on Thanksgiving Day. Gowin took over the holding duties on field goals and extra points in the second quarter against Carolina (12/8) when Eric Bjornson suffered a fractured left fibula.

**COLLEGE:** As a senior at North Texas, Gowin earned All-Big West first-team honors after ranking 15th in the nation with a 44.3 yard average on 89 punts. He was also named to the Associated Press All-America third team, becoming the first Eagle to earn major college All-America honors since NFL Hall of Famer Joe Greene in 1969. Gowin had a career-long 92-yard punt against Vanderbilt. As a junior, he ranked 19th in the nation with a 42.1 yard average. Gowin was an Academic All-Southland Conference choice as a sophomore.

**PERSONAL:** Gowin was an all-state, all-east Texas and all-district kicker at Jacksonville, Texas, High School. As a senior, he averaged 38.5 yards-per-punt while converting 30-of-32 extra point attempts and five-of-eight field goals. He received his degree in kinesiology from the University of North Texas. While a Dallas Cowboy, Gowin served as a football coach in the clubs' annual Let Us Play! Sports Camp for 150 girls from non-profit agencies in the Dallas area and participated in the annual Joannie Hatcher Memorial Golf Tournament, which benefits the Susan G. Komen Breast Cancer Foundation. Gowin was inducted into the University of North Texas Athletic Hall of Fame in 2003. Gowin's wife, Nikki, spent the 1995 season on the sidelines at Texas Stadium as a Dallas Cowboys Cheerleader. The Gowin's have a son, Jaeger Brooks (6/7/02).

**GOWIN'S NFL TOTALS**

**Punting**

Year	No.	Yards	Avg.	Long	IN20	TB	Block	Ret	Ret Yds	NET
1997	86	3,592	41.8	72	9	26	0	40	365	35.4
1998	77	3,342	43.4	65	14	31	1	34	210	36.6
1999	81	3,500	43.2	64	10	24	0	43	459	35.1
2000 (N.O.)	74	3,043	41.1	58	8	22	0	37	494	32.3
2001 (N.O.)	76	3,180	41.8	62	7	24	0	36	316	35.8
2002 (N.O.)	61	2,553	41.9	59	6	15	0	33	180	36.9
Totals	455	19,210	42.2	72	54	142	1	223	2,024	35.3
Cowboys Totals	244	10,434	42.8	72	33	81	1	117	1,034	35.7
<b>Postseason</b>										
1998	6	248	41.3	50	0	4	0	3	11	39.5
1999	4	182	45.5	56	1	1	0	1	9	38.3
2000 (N.O.)	11	441	40.1	50	1	3	0	0	0	30.6
Total	21	871	41.5	56	2	8	0	4	20	32.9


**Additional Statistics**

Special Teams Tackles - (1997, 4); (1998, 2); (1999, 5); (2000, 11); (2001, 7); (2002, 3). Total: 32.  
 Playoffs - (1999, 3). Totals: 3  
 Field Goals - (1997, 0-1). Total: 0-1.  
 Playoffs - (1999, 0-1). Total: 0-1.

**Single-Game Bests**

Punts - 9 at N.Y. Giants (9/12/98)  
 Playoffs - 6 vs. St. Louis (12/30/00) and vs. Arizona (1/2/99)  
 Gross Avg. - 55.3 vs. Chicago (9/28/97)  
 Playoffs - 45.5 vs. Minnesota (1/9/00)  
 Net Avg. - 45.3 vs. Washington (10/24/99)  
 Playoffs - 39.5 vs. Arizona (1/2/99)  
 Most Punts Inside the 20 - 5 twice at Washington (10/13/97) and vs. Philadelphia (12/12/99)  
 Playoffs - 4 vs. Arizona (1/2/99)  
 Long Punt - 72 vs. Chicago (9/28/97)  
 Playoffs - 56 at Minnesota (1/9/00)


PLAYERS



## Jeff Grau

### Long Snapper

**6'3" ★ 257 ★ 12/16/79**  
**UCLA**  
**FA for '02**  
**NFL: 2nd Year ★ Cowboys: 2nd Year**



**GAMES/STARTS: 2002 (16/0).**

**PRO:** After long snapper Jeff Robinson tore his ACL in training camp, the Cowboys claimed Jeff Grau (rhymes with WOW) off waivers from the Washington Redskins on Aug. 28. Grau, selected by the Redskins in the seventh-round (230th overall) of the NFL Draft, handled the long snapping duties for the UCLA Bruins each of his four collegiate seasons and was considered the top long snapper in college heading into the 2002 draft. He is a consistent snapper that puts the ball on the mark regularly while being athletic enough to get down the field to cover punts.

**2002:** Grau made his NFL debut in the Cowboys season opener at Houston (9/8) and recorded his first career special teams tackle while snapping on nine punts. He added his second special teams tackle at Philadelphia (9/22) and another at Arizona (10/20). Against Seattle (10/27), Grau registered a special teams tackle for the second consecutive game and added a third consecutive game with a tackle at Detroit (11/3) while snapping on a season-high 10 punts. For the season, Grau was a key part of 112 punts, breaking the club mark for punts in a season.

**COLLEGE:** Grau's senior season marked the fourth consecutive year as the Bruins deep snapper. His ability to snap with such consistency helped kicker Chris Griffith connect on 10-of-13 field goal attempts and 41-of-41 PATs. His snapping also led the way for punter Nate Fikse to average 44.2 yards on 53 punts while placing 12 inside the opponent's 20-yard line. With Grau's consistent work as a junior, Griffith was able to convert 11-of-14 field goal attempts and 44-of-46 extra point attempts. Grau also snapped for 75 punts, helping Fikse average 43.3 yards-per-punt while placing 17 inside the 20-yard line. Grau's efforts as the long snapper played an important role during his sophomore campaign as the Bruins indoctrinated two freshmen - Griffith and Fikse - to the kicking game. Griffith made a successful debut, connecting on 13-of-28 field goal attempts and 25-of-25 PATs. Fikse also adjusted to the college game quickly, averaging 42.0 yards on 68 punts, Grau also recorded three tackles on punt coverage. He was one of only five true freshmen to play for a UCLA team that finished the year 10-2, won the Pac-10, a berth in the Rose Bowl and a No. 8 ranking in the final Associated Press poll. As a non-scholarship player, he earned the long snapping job for place kicks during fall camp and added the chore for the punting unit during the season.





**PERSONAL:** Jeffrey Alan Grau earned two letters in football at Loyola High School in Torrance, Calif. As a senior, he registered 64 tackles and six sacks as a defensive end while catching eight passes for 68 yards as a tight end. The team captain earned all-league honors while helping Loyola become the CIF Division I runner-up. He played quarterback and along the defensive line as a junior. Showing his athleticism, the sociology major earned four letters in baseball as a first baseman and pitcher and was selected all-league three times and team MVP twice. As a member of the Cowboys 2002 Rookie Club – a program designed to introduce rookie team members to community service in the Dallas area, Grau participated in monthly charity visits to non-profit organizations serving children, including Children's Medical Center of Dallas, ChildCareGroup, PaintFest at North Texas Hospital for Children and assistance with The Salvation Army Angel Tree program.

## GRAU'S NFL TOTALS

Special Teams Tackles: 2002 (3-3-6).



## Andre Gurode

**Guard/Center**

**6'4" ★ 326 ★ 3/6/78**

**Colorado**

**D2a for '02 (37th overall)**

**NFL: 2nd Year ★ Cowboys: 2nd Year**



**GAMES/STARTS:** 2002 (14/14).

**PRO:** In drafting Andre Gurode (pronounced ger-ODD) in the second round of the 2002 NFL Draft, the Dallas Cowboys viewed the offensive lineman as a talent who had the physical maturity and competitiveness necessary to become a contributor early in his career. He soon answered the call by becoming the first rookie in club history to start at center on opening day. Blessed with intelligence and versatility, Gurode handled the pressure of starting at two different offensive line positions throughout a year that was disrupted by injuries and uncertainty along the Dallas front. Gurode stepped in at the starting center position mid-way through the summer and didn't look back. When the dust had settled on his rookie season, Gurode compiled six starts at center and another eight at right guard. While using each game as a learning experience, he displayed poise and production in handling the difficult task of changing positions as a rookie starter. Throughout the year, he showed flashes of the intensity and athleticism that made him one of the nation's top offensive line prospects coming out of Colorado. As the Cowboys second-round draft choice (37th overall), Gurode was the highest offensive lineman drafted by Dallas since 1981 (Howard Richards – 25th overall).

**2002:** As the first Cowboys rookie to ever start the season at center, Gurode also became the first rookie starter at the center position since Mark Stepanoski started four games in 1989. In his NFL debut at Houston (9/8), Gurode was part of an offensive line that led the way to 155 rushing yards for Dallas. In the following week's win over Tennessee (9/15), he helped the Dallas line limit the Titans to just one sack in 25 pass plays. Despite numerous changes and injuries on the offensive line at St. Louis (9/29), Gurode was a constant force for a unit that allowed just two sacks in 38 pass plays and helped Dallas rush for 122 yards on 27 carries (4.5 avg.). He missed the following week's loss to the Giants (10/6) and the victory over Carolina (10/13) after suffering a sprained great toe on his left foot in practice on Oct. 2. Gurode returned to the lineup at Arizona (10/20) and helped Dallas rush for 148 yards and a 4.1 yards-per-carry average. He then became part of history against Seattle (10/27) as the starting center on the Dallas line that helped Emmitt Smith eclipse Walter Payton as the NFL's all-time leading rusher. Smith earned his first 100-yard rushing day against the Seahawks with 109 yards and a 4.5 average. Gurode made the move to the starting right guard spot in the last-second loss at Detroit (11/3) – helping provide protection for Chad Hutchinson who threw for over 200 yards against the Lions. In the win over Jacksonville (11/24), the Dallas line provided time for Hutchinson to throw for 301 yards and opened holes for the running game to rush for 118 yards. The 405 net yards was a season-high. Gurode personally helped limit Jaguars defensive tackles John Henderson and Marcus Stroud to two tackles and no sacks on the day. In the Thanksgiving Day win over Washington (11/28), Gurode suffered a strained groin on the extra point following the first Dallas touchdown and missed the rest of the game. Despite suffering a bruised jaw in the second quarter against San Francisco (12/8), Gurode returned to action and helped hold the 49ers without a sack in 28 pass plays. That outing marked the first game of the 2002 season that the line did not allow a sack. He also helped Dallas rush for 110 yards against the 49ers.

**COLLEGE:** Gurode allowed just 7.5 sacks in 2,653 plays over three-plus years as a starter for the Buffaloes at guard and center. He started his first two and a half seasons at center for Colorado before moving to guard in the middle of his junior year. As a senior in 2001, Gurode earned All-America honors after starting every game at right guard. He was also a unanimous All-Big 12 selection, while pacing a



balanced offensive attack that averaged 228.5 rushing yards-per-game and 205.9 passing yards. The 2001 season marked only the third time in school history that both the ground game and aerial attack averaged over 200 yards each in the same season. As a junior, Gurode earned All-Big 12 honors and the John Mack Award, as selected by the coaches for being CU's most outstanding offensive player. Gurode started the first six games of the year at center and the final five games at guard. As a sophomore, Gurode earned honorable mention All-Big 12 honors while helping the Buffaloes to a 7-5 record and a win over Boston College in the Insight.com Bowl. He was the starter all season at center, playing the second-most snaps from scrimmage on the team. After starting 1998 summer practice as the team's right guard, Gurode was switched to center to start the year. In the second week of the season, he tore cartilage in his right knee that forced him to miss the next six games. Gurode returned to start the final three regular season games and the 51-43 win over Oregon in the Aloha Bowl.

**PERSONAL:** As a senior at North Shore High School in Houston, Texas, Gurode was a *PrepStar* and *SuperPrep* All-America, while *USA Today* selected him as an honorable mention All-America. He was also named to the prestigious *Houston Chronicle* Top 100 List and made the *Austin American-Statesman* "Fab 55" team. He earned all-area honors as a senior (second team honors as a junior), and was all-district and all-Greater Houston as a junior and senior (when he also was his team's most outstanding offensive lineman). Gurode lettered three times in basketball and four times in track with personal bests of 186-0 in the discus and 54-1 in the shot put. As a high school junior, he won third place in a drafting competition for intermediate computer design. He earned a degree in ethnic studies at Colorado, where he was a member of the school's "Academic Starters" team. He is currently pursuing another degree in psychology. As a member of the Cowboys 2002 Rookie Club – a program designed to introduce rookie team members to community service in the Dallas area – Gurode participated in monthly charity visits to non-profit organizations serving children.



## Troy Hambrick

### Running Back

6'1" \* 233 \* 11/6/76

Savannah State

FA for '00

NFL: 4th Year \* Cowboys: 4th Year



**GAMES/STARTS:** 2000 (3/0), 2001 (16/11), 2002 (16/0). Total (35/11)

**PRO:** After making the squad as a rookie free agent and spending three seasons as Emmitt Smith's apprentice, Troy Hambrick now has the opportunity to grasp the reigns as the Dallas Cowboys featured running back. A big, physical back with deceptive speed in the open field, Hambrick's aggressive running style has allowed him to post a 4.7 yards-per-carry average over the past two seasons. As a change of pace back to Smith in 2001, he finished third among NFL running backs with a 5.1 yards-per-carry average while spending more than half the season as the team's starting fullback. This type of production, along with his size and aggressive style, have Dallas coaches confident that he can step into the starting tailback position and continue to produce at a high level.

**2002:** Hambrick spent the year as a compliment to Smith and accumulated 317 rushing yards and a touchdown on 79 carries while catching 21 passes for 99 yards. He also excelled on special teams, leading all offensive players and finishing second on the team with 17 special teams stops. He kicked off the season by rushing for 16 yards on four carries at Houston (9/8) as part of a Cowboys rushing game that accounted for 155 yards on the day. At St. Louis (9/29), he carried the ball six times for 40 yards and caught a career-high three passes for six yards. He posted two carries for 19 yards and a five-yard reception on the Cowboys game-tying field goal drive against the Rams before adding a six-yard catch on the game-winning drive. He converted a key second quarter third down with a 10-yard run against the N.Y. Giants (10/6) before rushing three times for 15 yards and leading the team with three special teams tackles against Carolina (10/13). Hambrick posted another big game at Arizona (10/20), averaging 6.8 yards on five carries (34 yards) while adding two receptions for seven yards and leading the team with two special teams tackles. He was second on the team with two special teams stops against Seattle (10/27) while carrying the ball three times for five yards. He scored Dallas' only touchdown at Detroit (11/3) as part of his five carries for 12 yards. He also hauled in two passes for 17 yards and added two special teams stops. At Indianapolis (11/17), he recorded a season-high 42 yards on seven carries while splitting time with Smith at running back. The following week against Jacksonville (11/24), Hambrick registered 71 total yards with four carries for 38 yards and a career-high tying three receptions for 33 yards. He carried the ball nine times for 23 yards and caught two passes against Washington (11/28) on Thanksgiving Day. He posted another all-around game against San Francisco (12/8), rushing six times for 16 yards, catching two passes for 12 yards and recording two special teams tackles. The next week at the N.Y. Giants (12/15), Hambrick carried the ball a season-high 10 times for a season-high tying 42 yards. He totaled





four yards on six carries and six yards on a single reception against Philadelphia (12/21) before closing the season with two catches for seven yards and a six-yard run at Washington (12/29).

**2001:** The 2001 season was truly a breakout year for Hambrick as he went from the life of a street free agent to a starring role as Smith's understudy with two starts at running back and Smith's lead blocker with nine starts at fullback. Hambrick's 579 rushing yards for the year was the highest season rushing total by a Dallas back other than Smith since Smith arrived in 1990 and the most by a back other than Smith since Herschel Walker ran for 1,514 in 1988. In addition, Hambrick finished third in the NFL among running backs in yards-per-carry average at 5.1. The duo of Smith (1,021 yards) and Hambrick (579) made Dallas one of just eight teams with two backs over the 500-yard rushing mark for the season. Proving his all-around worth to the Cowboys, he also led all offensive players and was fifth on the team with eight special teams tackles. After recording just three carries for 16 yards in the first two games of the season, Hambrick's season and career took a major turn at Philadelphia (9/30). Against the Eagles, he ran for 107 yards on 10 carries, including an 80-yard burst in the fourth quarter that was the fourth-longest run in club history. With his performance, Hambrick became the first back other than Smith to rush for over 100 yards since Chris Warren picked up 104 yards at Washington on Oct. 4, 1998. He was also a force on special teams with two tackles and a forced fumble on the opening kickoff that set up a Dallas field goal. Working at both running back and fullback at Oakland (10/7), Hambrick was the team's second leading rusher with 24 yards on four carries. He again added two tackles on special teams. Hambrick's season again took a strange twist at Washington (10/15) as he was second on the team with 68 rushing yards on nine carries (7.6 yards-per-carry average) while the Dallas ground game amassed 211 yards. The twist came in the fourth quarter to fullback Robert Thomas's ankle, forcing Hambrick into the role of fullback full-time. The following week against Arizona (10/28), he earned his first NFL start as the club's fullback with the season-ending injury to Thomas. His second career start came the following week at running back for Smith (sprained MCL in his right knee) at the N.Y. Giants (11/3). Hambrick went on to record a career-high 30 carries for 77 yards and added his first career reception. His 30 carries were the most by a Dallas back since Smith had 31 against Miami on Nov. 25, 1999 and the most by a back other than Smith since Tony Dorsett had 30 carries against Philadelphia on Nov. 24, 1985. Hambrick recorded his second 100-yard rushing game with a career-high 127 yards on 20 carries (6.4 avg.), including bursts of 36 and 47 yards, at Atlanta (11/11). He had 113 yards on 11 carries at the half. He returned to fullback against Philadelphia (11/18) with Smith in the lineup and had three carries for 17 yards. Against Denver (11/22), Hambrick recorded his first career touchdowns with a pair of one-yard runs in the fourth quarter. He ran 10 times for 47 yards while helping the team run for 215 yards on the day as a blocker at Washington (12/2). His 10-yard run on third-and-nine against the N.Y. Giants (12/9) gave Dallas the first down it needed to run out the clock at the end of the 20-13 win. He also recovered a Tiki Barber muff on a first quarter punt at the Giants' 19-yard line to set up a 38-yard field goal. His career-best 27-yard reception came against San Francisco (12/30), while his work as a blocker allowed Smith to run for 126 yards.

**2000:** Hambrick signed with Dallas as a rookie free agent on June 1 and rushed for 67 yards on 20 carries in five preseason games while catching five passes for 19 yards. He was released Aug. 27 and signed to the Cowboys practice squad Aug. 29. He remained on the practice squad for the first 14 weeks of the season before being moved to Dallas' active roster Dec. 8. He recorded a special teams tackle in his first professional game against Washington (12/10). Two weeks later in the season finale at Tennessee (12/25), he led the team in rushing with 28 yards on six carries (4.7 avg.) after replacing Emmitt Smith in the fourth quarter. Hambrick also led the team with two special teams tackles against the Titans.

**COLLEGE:** Hambrick transferred from South Carolina to Savannah State as a senior and proceeded to lead the Southern Intercollegiate Athletics Conference in scoring (116 points) while finishing third in rushing (1,189 yards on 183 carries - 6.5 avg.). He finished the year with 18 touchdowns while catching 14 passes for 111 yards and a touchdown. He left South Carolina after rushing for 1,526 yards over his three years as a Gamecock. In Hambrick's final season at USC, he led the team with 701 rushing yards and four touchdowns on 144 carries (4.9 avg.) while catching 22 passes for 166 yards. As a sophomore, he rushed for 604 yards and five scores on 115 carries (5.3 avg.) to lead the team while posting 18 receptions for 143 yards. While carrying the ball 43 times for 281 yards (6.5 avg.) and five touchdowns as a freshman, Hambrick became the first freshman in South Carolina history to rush for more than 100-yards in consecutive games.

**PERSONAL:** After rushing for 1,731 yards and 36 touchdowns as a senior at Pasco, Fla., High School, Hambrick was named all-state, to the Florida Super 24 Senior Team and *Tampa Tribune* Player of the Year. He was also named Sunshine Athletic Conference Player of the Year and played in the Florida-Georgia All-Star Game. Troy's brother is former Cowboys linebacker Darren Hambrick, and his uncle is former major league pitcher Jim "Mudcat" Grant. In 2001, Hambrick joined Cowboys Peppi Zellner and Anthony Wright in the NFL High School Tuesday program, a day that all NFL teams visited a local high school. The group spoke to the R.L. Turner High School football team in Carrollton, Texas, about the importance of setting goals, focusing on education and planning for the future. Troy has three children, Troy, Jr., Christopher and Kayla.



HAMBRICK'S COWBOYS TOTALS

Year	No.	Rushing Yds.	Avg.	Long	TD
2000	6	28	4.7	13	0
2001	113	579	5.1	80	2
2002	79	317	4.0	18	1
Total	198	924	4.7	80	3

**Additional Statistics**  
**Special Teams Tackles:** 2000 (1-2 - 3), 2001 (6-2-8), 2002 (12-5-17), Totals - 7-4-11.  
**Forced Fumbles:** 2001 (1).

**Single-Game Bests**  
 Rushing Yards - 127 @ Atlanta, 11/11/01  
 Rushing Attempts - 30 @ N.Y. Giants, 11/4/01  
 Rushing Average - 10.7 @ Philadelphia, 9/30/01  
 Rushing Touchdowns - 2 vs. Denver, 11/22/01  
 Long Rush - 80 @ Philadelphia, 9/30/01

Year	No.	Receiving Yds.	Avg.	Long	TD
2001	4	62	15.5	27	0
2002	21	99	4.7	14	0
Total	25	161	6.4	27	0

Year	Opponents No.	Fumbles Yds.	Recovered Avg.	Long	TD
2001	1	0	0.0	0	0

Game-by-Game

	2000					2001					2002				
	No.	Yds	Rushing Avg	LG	TD	No.	Yds	Receiving Avg	LG	TD	No.	Yds	Receiving Avg	LG	TD
W-Washington 12/10															
L-N.Y. Giants 12/17															
L @ Tennessee 12/25	6	28	4.7	13	0										
<b>Season Totals</b>	<b>6</b>	<b>28</b>	<b>4.7</b>	<b>13</b>	<b>0</b>										
L-Tampa Bay 9/9	1	10	10.0	10	0										
L-San Diego 9/23	2	6	3.0	4	0										
L @ Philadelphia 9/30	10	107	10.7	80	0										
L @ Oakland 10/7	4	24	6.0	19	0										
W-Washington 10/15	9	68	7.6	27	0										
W-Arizona 10/28	4	18	4.5	8	0										
L @ N.Y. Giants 11/4	30	77	2.6	16	0	1	1	1.0	1	0					
L @ Atlanta 11/11	20	127	6.4	47	0										
L-Philadelphia 11/18	3	17	5.7	15	0										
L-Denver 11/22	5	17	3.4	11	2	1	23	23.0	23	0					
W @ Washington 12/2	10	47	4.7	13	0										
W-N.Y. Giants 12/9	4	16	4.0	10	0										
L @ Seattle 12/15	1	3	3.0	3	0										
L @ Arizona 12/23	4	27	6.8	12	0										
W-San Francisco 12/30	4	6	1.5	10	0	1	27	27.0	27	0					
L @ Detroit 1/6/02	2	9	4.5	7	0	1	11	11.0	11	0					
<b>Season Totals</b>	<b>113</b>	<b>579</b>	<b>5.1</b>	<b>80</b>	<b>2</b>	<b>4</b>	<b>62</b>	<b>15.5</b>	<b>27</b>	<b>0</b>					
L @ Houston 9/8	4	16	4.0	7	0										
W-Tennessee 9/15	2	3	1.5	2	0										
L @ Philadelphia 9/22	5	11	2.2	4	0										
W @ St. Louis 9/29	6	40	6.7	15	0	3	6	2.0	6	0					
L-N.Y. Giants 10/6	3	10	3.3	10	0										
W-Carolina 10/13	3	15	5.0	12	0	1	1	1.0	1	0					
L @ Arizona 10/20	3	34	6.8	18	0										
L-Seattle 10/27	3	5	1.7	5	0										
L @ Detroit 11/3	5	12	2.4	5	1	2	17	8.5	12	0					
L @ Indianapolis 11/17	7	42	6.0	13	0	1	3	3.0	3	0					
W-Jacksonville 11/24	4	38	9.5	17	0	3	33	11.0	14	0					
W-Washington 11/28	9	23	2.6	10	0	2	2	1.0	1	0					
L-San Francisco 12/8	6	16	2.7	10	0	2	12	6.0	9	0					
L @ N.Y. Giants 12/15	10	42	4.2	17	0	1	2	2.0	2	0					
L-Philadelphia 12/21	6	4	0.7	7	0	1	6	6.0	6	0					
L @ Washington 12/29	1	6	6.0	6	0	2	7	3.5	9	0					
<b>Season Totals</b>	<b>79</b>	<b>317</b>	<b>4.0</b>	<b>18</b>	<b>1</b>	<b>21</b>	<b>99</b>	<b>4.7</b>	<b>14</b>	<b>0</b>					



Pete Hunter

Cornerback

6'2" ★ 212 ★ 5/25/80

Virginia Union

D5 for '02 (168th overall)

NFL: 2nd Year ★ Cowboys: 2nd Year



GAMES/STARTS: 2002 (11/2).

PRO: As the Cowboys fifth round draft choice (168th overall) in 2002, Pete Hunter is looking to capitalize on the experience he gained during his rookie season to become a regular in the Cowboys secondary. His combination of outstanding size (6-2, 212-pounds), speed (4.34 40-yard dash) and smarts (honor student who graduated with a degree in criminal justice) helped him turn into a versatile playmaker





at Virginia Union. Hunter is also a commodity on special teams units, recording 10 career blocked punts, field goals and PATs during his college career.

**2002:** After being inactive for the first two games of the season, Hunter made his NFL debut at Philadelphia (9/22) on special teams. The next week in the win at St. Louis (9/29), he picked up his first career special teams tackle before suffering a sprained left knee. He returned to action against the N.Y. Giants (10/6), seeing time at safety and in nickel packages before spraining his left ankle. Hunter sat out the next two games but returned against Jacksonville (11/24), where he recorded his first career tackle as a member of the defense. He finished with five stops against the Jaguars. Hunter saw significant action on Thanksgiving Day against Washington (11/28), tallying five tackles while adding three more on special teams. He finished with a season-high six tackles, one for a loss, and a quarterback pressure against San Francisco (12/8). He saw extensive second half action at right cornerback against Philadelphia (12/21) in place of Mario Edwards (neck) and tied his season-high with six tackles while picking up his first-career interception and breaking up three passes. Hunter earned his first NFL start in place of Edwards in the season finale at Washington (12/29), picking up five tackles and a special teams stop.

**COLLEGE:** As a senior, Hunter made the move from free safety to strong safety, giving him the opportunity to captain the defense and make the calls in the secondary. A preseason All-America selection by *Street and Smith Magazine*, he went on to justify those honors by leading the CIAA conference with 11 interceptions in 11 games. He finished fifth on the Panthers with 50 tackles and had a team-high 13 passes defended while also blocking a conference-high six kicks. As a junior, he returned to the free safety position in the Virginia Union secondary, finishing third on the team with 52 tackles, including nine for losses. Hunter was second on the team with three interceptions – one returned for a touchdown – and three fumble recoveries while leading the team with 13 passes defended. As a sophomore, he moved from cornerback to free safety and hit the ground running. He led the team with six interceptions for 133 yards in returns. He also broke up 10 passes and recovered two fumbles. Virginia Union posted an 8-2 record behind Hunter's 40 tackles and two sacks. On special teams, he demonstrated the first glimpse of his talents with three blocked kicks.

**PERSONAL:** An honor student at Atlantic City, NJ, High School, Ralph Everette Hunter went on to earn similar honors and his degree in criminal justice at Virginia Union. While in Richmond, he was also a member of the school's Student Athlete Advisory Council. He was selected to the CIAA-All Community Works team for his efforts with the K-8 grades as a substitute teacher and volunteer in the After School program when at home. As a member of the Cowboys 2002 Rookie Club – a program designed to introduce rookie team members to community service in the Dallas area – Hunter participated in monthly charity visits to non-profit organizations serving children. Pete's mother, Carol Derrick, is a casino dealer in Atlantic City.

HUNTER'S COWBOYS TOTALS

Year	Tackles			Sacks	Tkl/ Loss	QB Press.	PBU	Special Teams		
	Solo	Ast.	Tot.					Solo	Ast.	Tot.
2002	21	6	27	0.0 (0)	4(-5)	1	3	4	2	6

Year	No.	Interceptions			TD	Single-Game Bests
		Yds.	Avg.	Long		
2002	1	16	16.0	16	0	Tackles – 6 vs. Philadelphia, 12/21/02 Passes Defended – 3 vs. Philadelphia, 12/21/02



# Chad Hutchinson

## Quarterback

6'5" ★ 237 ★ 2/21/77

Stanford

FA for '02

NFL: 2nd Year ★ Cowboys: 2nd Year



**GAMES/STARTS:** 2002 (9/9)

**PRO:** Chad Hutchinson's development as an NFL quarterback continues as one of the key areas of focus for the 2003 Dallas Cowboys. While making the transition from baseball to football in 2002, Hutchinson displayed flashes of promise and unique ability, while he also experienced the disappointment and frustration of working in an offense that was slowed by injury and inconsistency throughout the season. As the only major league starting pitcher to ever start a game at quarterback in the NFL, Hutchinson displayed toughness, intelligence and arm strength during an up-and-down rookie campaign. While being sacked 34 times in nine starts, he showed the persistence to keep coming back in the face of adversity. Though the rookie results weren't always pretty, Hutchinson's size, strength and competitiveness offered hope for his future as an NFL starter. Hutchinson's final quarterback rating (66.3) was higher than two other high profile rookies who started more than half of their team's games in 2002: David



Carr of Houston (62.8) and Joey Harrington of Detroit (59.9). After a long courtship, Hutchinson signed a football only, seven-year contract with Dallas on Jan. 26, 2002. The starting quarterback at Stanford for two seasons (1996-97), Hutchinson spent four years (1998-2001) as a starting pitcher in the St. Louis Cardinals organization, reaching the major leagues briefly in 2001. The Atlanta Braves originally chose Hutchinson in the first round (26th overall) of the 1995 Major League Baseball Draft, but he turned down their contract offer to enroll at Stanford. He signed a professional baseball contract with the St. Louis Cardinals in July of 1998 after being chosen in the second round of the Major League Baseball Draft (48th overall), leaving Stanford with two years of football eligibility remaining. Over four seasons in the Cardinals organization, he moved between Class A and Class AAA ball, compiling a 17-25 record and a 5.63 ERA.

**2002:** One of the more intriguing stories of the NFL season was the transformation of Hutchinson from major league pitching prospect to the starting quarterback of the Dallas Cowboys. He opened his NFL career with 95 straight pass attempts without an interception, marking the longest such streak in club history by any quarterback beginning his career. After nine starts as a rookie, Hutchinson compiled a quarterback rating of 66.3 and closed the year by completing 127-of-250 passes for 1,555 yards and seven touchdowns. He also threw eight interceptions and was sacked 34 times. Hutchinson's attempts, completions, yardage and touchdown totals placed him second in club history to only Troy Aikman (1989) for rookie quarterbacks. Prior to his debut against Seattle (10/27), he had last played in a regular season football game on Nov. 22, 1997, completing 21-of-25 passes for 194 yards and a touchdown against Cal in a 21-20 Stanford win. Hutchinson couldn't have picked a higher profile game in which to make his starting debut, taking over the job in a game in which Emmitt Smith would become the NFL's all-time leading rusher. In stepping under center against the Seahawks, Hutchinson became the seventh rookie in franchise history to start at quarterback. In the loss to Seattle, Hutchinson completed 12-of-24 passes for 145 yards, including a 39-yard touchdown pass to Joey Galloway. The following week at Detroit (11/3), Hutchinson completed a season-high 22-of-39 passes for 208 yards (with five dropped balls). In directing the Cowboys lone touchdown drive of the game, he completed five-of-six passes for 66 yards on a 12-play, 80-yard drive. At Indianapolis (11/17), Hutchinson threw for 131 yards on 11-of-23 passing. He posted his first career NFL win with a 21-19 decision over Jacksonville (11/24), completing 16-of-24 passes (66.7%) for a season-high 301 yards and two touchdowns to go along with two interceptions. He compiled a quarterback rating of 102.8 for the day, which marked his best individual game rating of the year. His 301 passing yards was the second highest total ever by a Cowboys rookie quarterback, trailing Aikman's 379 at Phoenix on Nov. 12, 1989. Also in the Jacksonville game, Hutchinson had a streak of 95 consecutive passing attempts without an interception come to an end in the second quarter, snapping the longest interception free streak to start a career in club history. In the Thanksgiving Day victory over Washington (11/28), Hutchinson led Dallas to a come-from-behind win in the fourth quarter and the team's only two game winning streak of the year. He completed 12-of-25 passes for 145 yards and found wide receivers Antonio Bryant and Joey Galloway for touchdown strikes of 29 and 41 yards, respectively. The strike to Galloway put Dallas ahead 24-20 early in the fourth quarter and proved to be the game winner. With the victory, he became the fifth different Dallas quarterback to direct the Cowboys to a win over Washington in as many games. In the following week's loss to San Francisco (12/8), Hutchinson completed only 11-of-28 passes for 147 yards with two interceptions. During the 49ers loss, he registered a career-long 58-yard pass-and-run to Tony McGee, while also turning in a season-long 18-yard run on a third-down bootleg. At New York (12/15), he completed just 16-of-40 passes for 161 yards, one touchdown and two interceptions. In a nationally televised Saturday night game against Philadelphia (12/21), Hutchinson completed 15-of-24 passes for 128 yards while suffering seven sacks. He also had a season-high 20 yards rushing on three carries. In the season's final game at Washington (12/29), he hit on 12-of-23 passes for 189 yards in a 20-14 loss. He was sacked five times in the game, intercepted once, and threw a 46-yard touchdown pass to Bryant.

**2001:** Hutchinson spent most of the season with Memphis (AAA) of the Pacific Coast League, posting a 4-9 record and a 7.92 ERA in 20 starts. He recorded 111 strikeouts in 97.2 innings and had a three game winning streak in July. He opened the season on the major league roster in St. Louis before being sent down to Memphis on April 22, pitching 4.0 innings in three appearances.

**2000:** Hutchinson struggled through an injury-plagued campaign in which he split time between Memphis (AAA) and Arkansas (AA). He pitched just 56.1 innings on the year, but recorded 63 strikeouts and ranked eighth in the Cardinals organization with 10.1 strikeouts-per-nine innings. He opened the season at Memphis, but got off to a tough start before being sent to Arkansas. He pitched well in eight starts for the Travelers, before being shelved with elbow problems for more than two months. He returned to pitch three games at season's end. He then played for the Scottsdale Scorpions in the Arizona Fall League.

**1999:** Hutchinson completed his first full professional season with a combined 9-11 mark between Arkansas (AA) and Memphis (AAA). He spent the bulk of the season at Arkansas of the Texas League, where he was 7-11 with a 4.72 ERA in 25 starts. Hutchinson tied for the Travelers' team lead in wins (seven) and finished second with 150 strikeouts in 141.0 innings pitched. He struck out 10-or-more in three of his starts and was involved in three combined shutouts. He allowed just one hit and fanned 11 in 8.0 innings pitched during a win at Shreveport (8/6), which led to his selection as Texas League Pitcher of the Week for the week ending Aug. 8. Hutchinson was promoted to Memphis on Aug. 27 and made two starts for the Redbirds, going 2-0 with a 2.19 ERA. He earned a win at Vancouver by striking out 11 in six innings. He was recalled by the Cardinals on Sept. 27 but did not appear in any games.

**1998:** Selected in the second round of the June free-agent draft, Hutchinson signed a minor league contract on June 23 and began his professional baseball career at the Cardinals' Class-A New Jersey club, posting an 0-1 record in three starts. He recorded a 5:1 (20:4) strikeout-to-walk ratio at New Jersey





and was promoted to Prince William on Aug. 15. He made five starts for the Cannons, going 2-0 with a 2.79 ERA and earned his first professional win against Salem on Aug. 21.

**COLLEGE:** A two-year starter for the Stanford football team (1996-97) and three-year starting pitcher for the baseball team (1996-98), Hutchinson completed 379-of-627 (60.4%) passes for 4,235 yards, 20 touchdowns and 22 interceptions. He left Stanford ranked seventh all-time in passing, fifth in career completion percentage, seventh in career completions, eighth in career attempts, ninth in total offense and 11th in career touchdown passes. In three years on the mound for the Cardinals, Hutchinson compiled a career record of 25-11 and stands eighth all-time at Stanford in wins and sixth in strikeouts with 299. His career ERA was 4.80. He helped lead the team to the Pac-10 Southern Division championship in 1997 and 1998. In 1997, Hutchinson started all 11 games at quarterback for Stanford, completing 189-of-315 passes for 2,101 yards, 10 touchdowns and 10 interceptions. In 1996, Hutchinson was named Stanford's starting quarterback just four days before the season opener against Utah. He finished the season 190-of-312 for 2,134 yards, 10 touchdowns and 12 interceptions. His best game of the year came in the 38-0 Sun Bowl win over Michigan State, where he earned Most Valuable Player honors by completing 22-of-28 passes for 226 yards and a touchdown. During Stanford's five game winning streak at the end of the season, he completed 95-of-142 passes (67.0%) for 1,050 yards and seven touchdowns. In 1995, he was a redshirt freshman on the Stanford football team before going on to earn first-team Freshman All-America and honorable mention All-Pac 10 recognition after a 7-2 record as a pitcher in the spring of 1996. He helped Stanford finish that campaign with a 41-19 overall record, a second place Pac-10 finish and an appearance in the NCAA West Regional.

**PERSONAL:** Chad Martin Hutchinson graduated from Torrey Pines High School in Encinitas, Calif., where he played baseball and football. He was a political science major at Stanford. He earned the Gatorade National Baseball Player of the Year award as a senior and was ranked as the nation's top high school prospect. Chad's father, Lloyd, was an outfielder in the Philadelphia system (1969-72), and his brother, Trevor, is currently a pitcher in the Florida Marlins system. As a member of the Cowboys 2002 Rookie Club - a program designed to introduce rookie team members to community service in the Dallas area - Hutchinson participated in charity visits to non-profit organizations serving children. He has also become quite active in the community beyond the Rookie Club, making visits to Happy Hill Farm Academy & Home, participating in the 2002 and 2003 American Cancer Society's Lil' Gunslingers Party for pediatric cancer patients and participation in the Cowboys annual press announcement for the Cowboys Thanksgiving Day Salvation Army Kettle Kickoff. Hutchinson's passion and enthusiasm for helping children is evident as he participated in the team's annual NFL United Way Hometown Huddle event for 100 underprivileged youth and assisted with the Tree Lighting Ceremony at Children's Medical Center of Dallas followed by an evening of pediatric patient room visits. In 2003, he served as a celebrity escort in the Children's Cancer Fund Fashion Show and Luncheon annually co-chaired by Troy Aikman and Roger Staubach, served as the guest speaker at Babe's (Laufenberg) Best High School Football Scholarship Program Banquet, attended and sponsored a child for camp at the Daryl Johnston hosted MDA Muscle Team Bash and served as a football coach at the Cowboys annual Let Us Play! Sports Camp for 150 girls from Dallas area non-profit agencies.

HUTCHINSON'S COWBOYS TOTALS

Year	Att.	Passing					Int.	Long	Sacks/ Yards	Rating
		Comp.	Yards	Pct.	TD	TD				
2002	250	127	1,555	50.8	7	8	58	34/265	66.3	
		Rushing								
Year	No.	Yds.	Avg.	Long	TD					
2002	18	74	4.1	18	0					
Game-by-Game 2002										
Year	Att.	Comp.	Yards	Pct.	TD	Int.	Long	Sacks/ Yards	Rating	
L-@ Houston 9/8						DNP				
W-Tennessee 9/15						DNP				
L-@ Philadelphia 9/22						DNP				
W-@ St. Louis 9/29						DNP				
L-N.Y. Giants 10/6						DNP				
W-Carolina 10/13						DNP				
L-@ Arizona 10/20						DNP				
L-Seattle 10/27	24	12	145	50.0	1	0	39t	2/13	82.8	
L-@ Detroit 11/3	39	22	208	56.4	0	0	30	5/58	71.3	
L-@ Indianapolis 11/17	23	11	131	47.8	0	0	24	5/37	65.7	
W-Jacksonville 11/24	24	16	301	66.7	2	2	49t	3/14	102.8	
W-Washington 11/28	25	12	145	48.0	2	0	41t	4/28	92.9	
L-San Francisco 12/8	28	11	147	39.3	0	2	58	0/0	26.9	
L-@ N.Y. Giants 12/15	40	16	161	40.0	1	2	30	3/24	39.9	
L-Philadelphia 12/21	24	15	128	62.5	0	1	24	7/50	59.0	
L-@ Washington 12/29	23	12	189	52.2	1	1	46t	5/41	76.2	
<b>Season Totals</b>	<b>250</b>	<b>127</b>	<b>1,555</b>	<b>50.8</b>	<b>7</b>	<b>8</b>	<b>58</b>	<b>34/265</b>	<b>66.3</b>	



# Bradie James

## Linebacker

6'2" ★ 243 ★ 1/17/81

Louisiana State

D-4 for '03

NFL: Rookie ★ Cowboys: Rookie



**COLLEGE:** One of the more celebrated players to come out of LSU in recent history, Bradie James's collegiate accomplishments spanned the athletic fields and the classroom. James was a two-time All-Southeastern Conference selection on the football field, and a National Scholar Athlete (as selected by the National Football Foundation) and member of the SEC Academic Honor Roll in the classroom. James finished his playing days at LSU as the school's second leading career tackler with 418 – 33 of which were for lost yardage – while also recording 29 quarterback pressures, 14 sacks, eight pass deflections, four forced fumbles, two fumble recoveries and two interceptions. He spent his first three seasons with the Tigers playing weakside linebacker before moving to middle linebacker as a senior and earning All-America honors. James, who possesses a solid work ethic, has a good burst and the speed to make plays from sideline-to-sideline. He will return to the weakside with Dallas, battling for a reserve spot behind two-time Pro Bowler Dexter Coakley.

**2002:** As a senior team captain, James moved from the weakside to the middle and garnered All-America honors from *The Sporting News* and the American Football Coaches Association. He was also a semifinalist for the Butkus Award – given annually to the nation's top linebacker – and the Lombardi Award – given annually to the nation's top lineman. An All-SEC pick, James set the LSU single-season tackle record with 154 while adding three sacks, 10 stops for losses of 32 yards, 18 quarterback pressures, three passes defended and an interception. He opened the season in impressive fashion by registering 19 tackles at Virginia Tech and 18 tackles the following week against The Citadel. He picked up his only interception of the year against Miami of Ohio, while deflecting another pass and totaling seven tackles. In LSU's victory over No. 16 ranked Florida, James led the way defensively with 11 tackles. He again posted 11 stops and a tackle for a loss against South Carolina before closing the season with a flurry. At Auburn, he totaled 14 tackles and a tackle for a loss, then registered 15 stops with a tackle behind the line of scrimmage against Alabama. In the season finale at Arkansas, James recorded a season-high 18 tackles and a sack. James closed his collegiate career in the SBC Cotton Bowl against Texas by tallying seven tackles, a tackle for a loss and a pass deflection while carrying the ball once for two yards on the offensive side of the ball.

**2001:** James earned All-SEC honors at outside linebacker as a junior after finishing second on the team with 113 tackles while adding nine quarterback pressures, eight tackles behind the line of scrimmage, three sacks, three passes deflections and a forced and recovered fumble. LSU posted a 10-3 record, captured the SEC title and a Sugar Bowl win along the way. Against Utah State he recorded 12 tackles and a pair of pressures. The following week at Tennessee, he tallied a season-high 16 tackles while assisting on a sack of quarterback Casey Clausen. James recorded 10 stops and a sack against Florida before totaling eight tackles and forcing a fumble at Mississippi State. He began LSU's late season push with 14 stops and a pass deflection at Alabama, then contributed 11 tackles, three stops behind the line of scrimmage and a sack against Arkansas in a 41-38 win. James registered 10 tackles against the Volunteers as the Tigers knocked off No. 2 Tennessee 30-21 and captured the SEC Championship Game title. Playing in the Nokia Sugar Bowl against Illinois, James posted eight stops, including one for a loss, and a pair of quarterback pressures in LSU's 47-34 win over the No. 7 ranked Illini.

**2000:** As a sophomore, James started 11-of-12 games – missing a start against Houston when the Tigers opened in a dime package – and earned second-team All-SEC honors after closing the season second on the team (third in the conference) with 110 tackles. He was the team leader with five sacks while adding eight stops for losses and a forced fumble. Despite not starting the game, James contributed 10 tackles and a sack against Houston. He posted 11 tackles, with two behind the line of scrimmage, at Auburn before totaling a season-high 17 stops and two sacks in a 38-31 overtime win over No. 11 Tennessee. He totaled nine stops and a sack at Florida then tied his season-high with 17 tackles, including one for a loss, against Kentucky. He closed out the season with nine stops and a sack against Alabama, nine tackles at Mississippi and nine stops at Arkansas. In LSU's 28-14 Peach Bowl win over Georgia Tech, James recorded six tackles, two fumble recoveries and a sack to earn Outstanding Defensive Player of the Game honors.

**1999:** As a freshman, James saw action in 10 games as a reserve linebacker and registered 41 tackles, seven tackles for losses, three sacks, an interception and a fumble recovery to earn selection to the SEC All-Freshman Team. He totaled a season-high nine stops, including one behind the line of scrimmage, against Auburn. At Georgia, James contributed six tackles, a sack, a pass defended and a fumble recovery. He recorded his first career interception at Mississippi State, then contributed a sack at Alabama.





**PERSONAL:** Bradie Gene James earned *Parade* All-America, all-state, class 5A defensive MVP and district defensive MVP honors after totaling 136 tackles, 10 tackles for losses, five sacks and three fumble recoveries as a senior at West Monroe, La., High School. His play helped lead West Monroe to a state championship while earning him selection to the *Louisiana Football Magazine's* All-Louisiana team, the *New Orleans Times Picayune's* Top 20 blue chip list and the *Atlanta Journal-Constitution's* super southern 100 list. Brady graduated from LSU with a degree in criminology.

## JAMES'S LSU TOTALS

Year	Tackles			Sacks	Tkl/ Loss	QB Press.	Passes Def.	For. Fum.	Fum. Rec.
	Solo	Asst.	Tot.						
1999	31	10	41	3.0 (-28)	7 (-36)	2	2	1	1
2000	56	54	110	5.0 (-25)	8 (-32)	0	0	1	0
2001	78	35	113	3.0 (-4)	8 (-14)	9	3	1	1
2002	83	71	154	3.0 (-17)	10 (-32)	18	3	1	0
Totals	248	170	418	14.0 (-74)	33 (-114)	29	8	4	2

Year	No.	Interceptions			
		Yds.	Avg.	Long	TD
1999	1	0	0.0	0	0
2002	1	0	0.0	0	0
Totals	2	0	0.0	0	0

Additional Statistics	
Rushing:	2002 (2 for 31 yards)



## Al Johnson

Center

6'5" \* 303 \* 1/27/79

Wisconsin

D2 for '03 (38th overall)

NFL: Rookie \* Cowboys: Rookie



**COLLEGE:** In their quest to find talented, young offensive linemen, the Cowboys drafted Al Johnson in the second round (38th overall) of the 2003 NFL Draft. A three-year starter at Wisconsin, Johnson is a natural center who helped lead the way for a potent Badgers rushing attack. He is a fast-twitch snapper who explodes off the line and establishes leverage immediately coming out of his stance. He also has the speed to get to the linebacker or to pull around the end. Cowboys coaches were also impressed by his ability to make quick reads of the defense and adjust the line while still making solid snaps and blocking his assignment. Dallas feels that Johnson has the intelligence and physical ability to contribute early in his career and will give him every opportunity to earn playing time during his rookie campaign.

**2002:** As a senior captain, Johnson was a consensus All-Big Ten second-team choice while garnering third-team All-America honors from *The Sporting News* and honorable mention from CNN/SI. He anchored an offensive line that allowed the Badgers to accumulate 4,610 yards and 43 touchdowns on the season while averaging 190.0 rushing yards-per-game. The blocking of Johnson and the line allowed Anthony Davis to rush for 1,456 yards on 275 carries (5.3 avg.). The Badgers opened the season by rushing for 198 yards against Fresno State. Johnson opened a hole in the middle against the Bulldogs for Matt Bernstein to score on a one-yard jaunt. Wisconsin totaled 447 total offensive yards against West Virginia. Against Arizona, Johnson helped lead the way for 260 rushing yards and 425 total yards by Wisconsin while springing Davis for a six-yard scoring scamper with block on the linebacker. Johnson got to the linebacker in time to clear a path for Davis to go 41-yards for a touchdown against Ohio State. The Badgers then totaled 221 rushing yards at Indiana before accumulating 313 rushing yards and 448 total yards at Michigan State. Against Colorado in the Alamo Bowl, Johnson brought down defensive tackle Tyler Brayton on a four-yard scoring run by Davis as Wisconsin picked up 356 total yards.

**2001:** As a junior, Johnson started every game at center and earned honorable mention All-Big Ten honors after helping lead the team to 176.9 rushing yards-per-game and 389.9 total yards-per-game. Behind Johnson's blocking, Davis rushed for 1,466 yards on 291 carries (5.0 avg.). Johnson helped the Badgers open the season with 228 rushing yards against Virginia then at Oregon, he opened a hole in the middle of the line that Davis burst through for a 69-yard touchdown jaunt as Wisconsin accumulated 388 total yards. In Wisconsin's 18-6 victory over Penn State, Johnson's block of Jimmy Kennedy paved the way for Brooks Bolinger's three-yard touchdown run that sealed the Badgers victory. In that victory over the Nittany Lions, Wisconsin rushed for a season-high 320 yards while accumulating 434 total yards. He executed a solid reach block on a blitzing linebacker at Ohio State to allow Bollinger time to complete a 42-yard touchdown pass to Nick Davis. Johnson's blocking against Michigan State allowed Wisconsin to throw for a season-high 368 yards while recording a season-high 519 total yards of offense. He paved the way for 172 rushing yards and 434 total yards against Iowa. In the season finale at Minnesota, he anchored a line that allowed the Badgers to rush for 256 yards while totaling 494 total yards on the day.

**2000:** Johnson took over the starting center duties in the second game of the season and proceeded to earn honorable mention All-Big Ten honors. He took over the center duties when All-America Casey Rabach moved to right guard. Johnson's play in the middle of the Badgers offensive line helped the team average 196.1 rushing yards-per-game and 358.8 total yards-per-game while leading the way for Michael Bennett to rush for 1,598 yards on 294 carries (5.4 avg.). Bennett's 159.8 rushing yards-per-game was the third best average in the country. The Badgers were able to run for 302 yards against Oregon before totaling 352 rushing yards and 505 total yards against Northwestern. He was named Wisconsin's offensive player of the game when the Badgers rushed for 180 yards at Michigan. The following week at Ohio State, Johnson's block led to the team's only score, a 35-yard touchdown run by Bennett. Behind Johnson's blocking, Wisconsin accumulated 216 rushing yards against Minnesota, 228 rushing yards at Indiana and 263 rushing yards at Hawaii to close out the season. In the Sun Bowl against UCLA, Johnson sparked the team with his work inside as the Badgers rushed for 168 yards against the Bruins.

**1999:** As a redshirt freshman, Johnson appeared in seven games, seeing most of his action with the field goal and conversion units.

**1998:** Johnson was redshirted as a true freshman.

**PERSONAL:** Johnson, a sociology major at Wisconsin, was a standout two-way player at Southern Door High School in Brussels, Wis., earning second-team All-America honors from *Prep Football Report* and all-state honors from the Milwaukee Journal Sentinel while being named a national top 20 lineman by *SuperPrep*, the state of Wisconsin's top player by Street & Smith's and the Packerland Conference player of the year. He was also named to *Prep Star*'s all-America "Dream Team" and played in the Wisconsin Shrine Game. The sociology major was also a member of the Southern Door track and basketball teams, winning the state track title in the shot put and being named conference player of the year in basketball.



## Matt Lehr

**Guard/Center**

**6'2" ★ 304 ★ 4/25/79**

**Virginia Tech**

**D-5 for '01 (137th overall)**

**NFL: 3rd Year ★ Cowboys: 3rd Year**



**GAMES/STARTS:** 2001 (8/0), 2002 (12/4). Total 20/4.

**PRO:** The Cowboys believe they addressed their long-term future depth at either guard or center with Matt Lehr (pronounced LAIR), selected with the 137th overall pick in the 2001 NFL Draft. Lehr combines good athleticism with excellent technique to dominate his man at the line of scrimmage. He has worked at guard and center during his first two professional seasons to provide the Cowboys with a more versatile reserve lineman. Entering his third season, Lehr is hoping to continue impressing coaches with his versatility and work ethic as he battles for additional playing time.

**2002:** Lehr's versatility proved key as he saw action in 12 games, lining up at both guard spots and center during the year. He also earned four starts – two an left guard and two as center – during the season. In the season opener at Houston (9/8), Lehr spelled Kelvin Garmon (knee) at right guard in the second quarter. In the Cowboys home opening win against Tennessee (9/15), Lehr stepped in to replace Larry Allen (ankle) at left guard, helping the line allow just one sack in 25 pass attempts. Lehr earned his first NFL start at left guard in place of Allen at Philadelphia (9/22). The following week at St. Louis (9/29), he took over at right guard for Solomon Page (ribs) in the fourth quarter. Lehr earned his second career start, his first at center, in place of Andre Gurode (toe) against the N.Y. Giants (10/6), and he was part of a line that helped Dallas rack up 340 total yards and allow just two sacks in 44 pass plays. He started his second consecutive game at center against Carolina (10/13) but moved to right guard in the second half when Page (respiratory problems) was forced from the game. At Arizona (10/20), Lehr earned his fourth start of the season, this time back at left guard for Allen. Midway through the first quarter, he suffered a strained PCL in his left knee and missed the remainder of the game. The injury kept him on the sidelines the next two weeks, but he returned to limited action at Indianapolis (11/17). Lehr was active but did not play against Jacksonville (11/24) and then replaced Gurode (groin) at right guard in the Thanksgiving Day win against Washington (11/28). In that game, Lehr was part of an offensive front that led Dallas to a season-high 211 rushing yards, including a season-high 144 yards by Emmitt Smith – putting him over the 17,000 yard mark for career rushing – and his fourth consecutive 100-yard day against the Redskins. Against San Francisco (12/8), Lehr spelled Gurode (jaw contusion) at right guard in the second quarter. He was active but did not play the final three weeks of the season.

**2001:** Lehr saw his first NFL action as a rookie with a fourth quarter stint at left guard in the second week of the season at Philadelphia (9/30). The following two weeks, Lehr was active but did not play. Against Arizona (10/28), he saw action at both guard spots for Allen and Garmon for a limited number of snaps when they were forced from the game. At Arizona (12/23), Lehr saw considerable time at right guard





in the first half, helping Dallas rush for 174 yards on the day, including a season-high 128 by Smith. In the season finale at Detroit (1/6/02), Lehr played almost the entire game at right guard after Garmon re-aggravated a sprained right foot. In the game, he helped protect Carter (no sacks) and block for Smith as he gained 77 yards rushing and topped the 1,000-yard mark for an NFL record 11th consecutive season.

**COLLEGE:** As a senior, Lehr earned second-team All-Big East and All-America honors while allowing only half a sack and five quarterback pressures and leading the team with 57 knockdown blocks. His performance throughout the season also earned him selection to play in the Hula Bowl. Lehr started all 12 games as a junior at left guard and surrendered only one sack and just three quarterback pressures to earn second-team All-Big East honors and help take the Hokies to the BCS National Championship game. After seeing practice time at guard and tackle during spring workouts of his sophomore year, Lehr injured his ankle during preseason practice and missed Tech's first two games. He saw his first action of the year in the third week and midway through the season he moved into the starting lineup.

**PERSONAL:** Matthew Steven Lehr played offensive guard and defensive end for Woodbridge, Va., High School. The three-time all-district and all-region selection earned Group AAA all-state honors for his work on the offensive line during his final prep season. He contributed 40 tackles and six sacks on defense while averaging 20 pancake blocks-per-game to garner All-America honors from PrepStar. The finance major averaged 12 pancake blocks a game as a junior to earn all-state accolades. He also garnered all-state honors as a member of the Woodbridge track team in the shot put. During the 2002 and 2003 offseasons, Lehr participated the Plano Komen Race For The Cure benefiting the Susan G. Komen Breast Cancer Research Foundation and also served as a football coach for the team's annual Let Us Play! Sports Camp for 150 underprivileged girls from area non-profit agencies. He has also contributed clothing and toys to The Salvation Army Angel Tree program which served needy children. As a rookie, Lehr was a member of the Cowboys inaugural "Rookie Club", a program designed to introduce rookies to community service. Throughout the season, the rookies made visits to and spent time with children at Children's Medical Center of Dallas, Oak Cliff Boys and Girls Clubs, The Salvation Army and its' Christmas Distribution Center. He also took part in the Pegasus Project with the team's offensive line and the RISE School of Dallas, which helped raise awareness for the arts in Dallas. Lehr played the role of the "Grim Reaper" in the Fatal Choices, Shattered Dreams program, a DWI program featuring a mock traffic accident at Oak Ridge High School in Arlington, Texas.



## Louis Mackey

### Linebacker

6'1" ★ 225 ★ 12/29/77

Akron  
FA for '01

NFL: 3rd Year ★ Cowboys: 3rd Year



**GAMES/STARTS:** 2001 (1/0), 2002 (14/0). Total - 15/0.

**PRO:** As a young player looking to make a name for himself, Louis Mackey took advantage of his opportunity in 2002 to showcase his abilities. Signed as a rookie free agent in 2001, Mackey spent the first half of his initial season on the Cowboys practice squad before being moved to the active roster and immediately fracturing the tibial plateau in his left knee. After months of rehabilitation, he returned to the playing field in 2002 and led the team in special teams tackles while showing he could make plays during his limited work with the defense.

**2002:** Mackey returned from a fractured tibial plateau, suffered in his first NFL game in 2001, to lead the club with 18 special teams tackles. He posted his first career special teams stop at Philadelphia (9/22) before leading the team with a career-high four special teams tackles at St. Louis (9/29). His four special teams stops were the most by a Dallas player since Lynn Scott tallied four at Oakland on Oct. 7, 2001. Mackey's effort against the Rams helped limit Terrence Wilkins to one return yard on three punt returns, along with one fair catch. Against Carolina (10/13), Mackey saw action at weakside linebacker for Dexter Coakley (hamstring) and recorded three tackles, his first career stops, while helping limit the Panthers to 3.5 yards-per-carry with a long run of nine yards. He tied his career-high with four special teams tackles against Washington (11/28) on Thanksgiving Day, then closed out the season by totaling a team-high three special teams stops at Washington (12/29) to overtake Troy Hambrick as the club leader for the season.

**2001:** Mackey signed with Dallas on Aug. 10 as a rookie free agent and tallied three tackles and a sack in the preseason. He was released at the end of camp and immediately signed to Dallas' practice squad. After moving to the active roster on Nov 17, he played in his first NFL game against Philadelphia (11/18) but fractured the tibial plateau in his left knee. He was placed on injured reserve Nov. 21.

**COLLEGE:** Mackey played his final two years of collegiate football at Akron after transferring from Gavilani Junior College. As a senior, he finished third on the team with 67 tackles and tied for second with eight tackles for losses while adding two passes defended, a sack, and a forced fumble. After transfer-



ring to Akron from Gavilian, he played in 10 games – starting two – as a junior before having to sit out the following season in order to gain academic eligibility. He began his collegiate career at Gavilian Junior College outside San Jose, Calif., where he played strong safety and linebacker. He earned first-team all-conference honors as a freshman and sophomore at Gavilian.

**PERSONAL:** Louis Mackey was an all-conference running back and linebacker as a senior at Albany, Calif., High School. He qualified for the Meet of Champions as a member of the track team with performances in the long jump and 4x400 relay. He spent his first three years of high school at Richmond, Calif., High School before transferring to Albany his senior year. In 2001, Mackey joined the Cowboys linebackers and served 500 hours to underprivileged families at The Salvation Army as part of the Dallas Cowboys/Hormel Hams for the Holidays Program. As a rookie, Mackey was a member of the Cowboys inaugural "Rookie Club", a program designed to introduce rookies to community service. Throughout the season, the rookies made visits to and spent time with children at Children's Medical Center of Dallas, Oak Cliff Boys and Girls Clubs, The Salvation Army and its Christmas Distribution Center. While at Gavilian, Mackey helped found and served as the first president of the school's Black Student Union. He earned his degree in interpersonal communications from Akron. Louis and his wife, Anastasia, were married on March 22, 2003.

MACKEY'S COWBOYS TOTALS

Year	Solo	Tackles		Tot.	Sacks	Tkl/ Loss	QB Press.	Passes Def.	For. Fum.	Special Teams		Tot.
		Asst.	-							Solo	Asst.	
2002	2	1	-	3	0.0 (0)	0(0)	0	0	0	10	8	18



# Jamar Martin

**Fullback**

5'11" ★ 256 ★ 4/12/80

Ohio State

D-4 for '02 (129th overall)

NFL: 1st Year ★ Cowboys: 1st Year



**GAMES/STARTS:** 2002 (1R).

**PRO:** Since the retirement of Daryl Johnston in 1999, the Cowboys have struggled to find a quality, proven blocker at fullback. To remedy that situation, Jamar Martin was drafted in the fourth round (129th overall) of the 2002 NFL Draft. His rookie year was cut short after suffering a torn ACL in his right knee during training camp. In Martin, Dallas hopes to have found the type of powerful fullback who has the explosiveness you need as a lead blocker and the quickness to get out and find the linebacker. He also has the hands Dallas looks for in a fullback coming out of the backfield as a receiver, averaging 9.6 yards-per-reception for his collegiate career.

**2002:** Martin suffered a torn ACL in his right knee during practice on July 29 and was placed on injured reserve Aug. 27. He underwent surgery to repair the damage on Sept. 3 and spent the year rehabilitating the knee.

**COLLEGE:** Martin was the Buckeyes team co-captain as a senior, catching a career-high 13 passes for 120 yards and a pair of scores while carrying the ball 22 times for 86 yards. As a junior, Martin was used in a blocking role helping lead the way as Ohio State rushed for 2,199 yards while picking up six yards and a pair of touchdowns on eight carries. Martin started six games as a sophomore, rushing for 100 yards on 19 carries (5.9 avg.). He cleared the way for current Cowboys teammate Michael Wiley, who rushed for 999 yards and 10 touchdowns on 183 carries. As a true freshman, Martin saw action as the back-up fullback, totaling 34 yards and a touchdown on 12 carries while adding 68 yards on five receptions. He was part of a Buckeye offense that rushed for 2,737 yards and 22 touchdowns to finish second in the Big Ten Conference. That squad went on to beat Texas A&M in the Nokia Sugar Bowl and finish with an 11-1 record and ranked second in the nation.

**PERSONAL:** Martin helped lead McKinley High School in Canton, Ohio, to a 14-0 record and the Ohio big school championship as a senior. He averaged 6.2 yards-per-carry as a senior, gaining 368 yards with five touchdowns on 59 attempts. He also totaled 59 tackles and five sacks at outside linebacker. As a member of the Cowboys 2002 Rookie Club – a program designed to introduce rookie team member to community service in the Dallas area – despite his injured reserve status, Martin participated in monthly charity visits to non-profit organizations serving children. During Thanksgiving week, he joined other players on injured reserve and Dallas Cowboys Cheerleaders for a holiday party for 200 terminally ill and mentally challenged children hosted by Pappas Brothers Steakhouse in Dallas. Martin was a political science major at Ohio State. He has a daughter, Jaliyah (1/2/01).





# Marques McFadden

**Guard/Tackle**

**6'5" ★ 320 ★ 9/12/78**

**Arizona**

**FA for '02**

**NFL: 2nd Year ★ Cowboys: 2nd Year**



**GAMES/STARTS:** 2002 (5/0).

**PRO:** Marques McFadden joined the Cowboys following a rash of injuries along the offensive line early in the 2002 season. The Cowboys signed McFadden off the Atlanta Falcons practice squad on Sept. 18, and he immediately displayed the type of versatility and athleticism that would enable him to be a contributor at tackle or at guard. Possessing natural athletic talent and size, McFadden will compete for a reserve role on the Cowboys line this fall. He entered the NFL as a rookie free agent with the Green Bay Packers in the fall of 2001.

**2002:** Injuries and uncertainty on the Cowboys offensive line opened the door for McFadden's signing in September, moving to Dallas from the Atlanta Falcons practice squad. He saw his first splash of NFL action in the Cowboys loss to the N.Y. Giants (10/6) when he replaced right guard Kelvin Garmon (hip injury). McFadden then rotated with the ailing Larry Allen at left guard during the second half of the Giants game. In the following week's win over Carolina (10/13), he moved into the lineup at left guard for Allen in the second quarter and remained in for the rest of the game. That outing marked his first NFL victory as the Cowboys gained 148 yards in the fourth quarter to overtake the Panthers 14-13. In the loss at Arizona (10/20), he took over at left guard for Matt Lehr (sprained knee) midway through the first quarter. McFadden then suffered a left shoulder subluxation midway through the third quarter and missed the remainder of the game. He was placed on injured reserve as a result of the injury on Oct. 24 and underwent surgery to reconstruct the shoulder on Nov. 12. McFadden originally signed with the Atlanta Falcons on Jan. 30 and was allocated to the Amsterdam Admirals of NFL Europe. His blocking helped running back Rafael Cooper finish fourth in the league with 751 rushing yards and eight touchdowns on 155 carries (4.8 avg.) and quarterback Kevin Datt finish second in the league with an 83.0 rating and a league-high 15 touchdowns. McFadden returned to the Falcons but was released at the end of training camp. He immediately signed to Atlanta's practice squad, where he remained until signing with Dallas.

**2001:** McFadden signed with the Green Bay Packers as a rookie free agent, but was released Aug. 27. He spent the fall out of football.

**COLLEGE:** A three-time letter winner at Arizona, McFadden started along the Wildcats offensive line for two seasons. He earned second-team All-PAC 10 honors following a senior season in which he started games at left tackle, left guard and right tackle. McFadden started every game as a junior at right guard, helping lead Trung Canidate to 1,643 rushing yards and 11 touchdowns on 253 carries (6.3 avg.). The Wildcats offense averaged 471.9 yards-per-game in 1999. McFadden worked as a reserve lineman during his sophomore campaign (1988) after redshirting as a true freshman in 1996 and missing the 1997 season due to academic difficulties.

**PERSONAL:** Marques Arthur McFadden helped Capital High School in Boise, Idaho, rush for more than 2,000 yards as a senior while earning all-conference, and second-team all-state accolades. He was also rated the fifth best offensive lineman in the Big Eight region by *Blue Chip* magazine. The Family Studies major lettered four times in football and once in baseball at Capital. He has a son, Jailen Collins.



# Tony McGee

## Tight End

6'4" ★ 241 ★ 4/21/71

Michigan

FA for '02

NFL: 11th Year ★ Cowboys: 2nd Year



**GAMES/STARTS:** 1993 (15/15-Cin.), 1994 (16/16-Cin.), 1995 (16/16-Cin.), 1996 (16/16-Cin.), 1997 (16/16-Cin.), 1998 (16/16-Cin.), 1999 (16/16-Cin.), 2000 (14/14-Cin.), 2001 (11/9-Cin.), 2002 (16/16). Total - 152/150 (Dallas - 16/16).

**PRO:** Among the many new faces on the Dallas Cowboys' roster in 2002 was tight end Tony McGee, but it took no time at all for the savvy veteran to become an impact player. McGee arrived in Dallas on April 29 and immediately stepped into the starting lineup. He not only provided the club's quarterback a much needed safety valve in the passing game, but he also provided a veteran voice in the locker room and the offensive huddle. McGee also took on a big role in the Cowboys running game with his willingness to mix it up in the trenches as a blocker. The 10-year NFL veteran also used his first season in Dallas to prove he still had some spring in his step, reaching two major career milestones - recording his 300th career catch and 4,000th career receiving yard - while also breaking loose for a career-long 58-yard catch-and-run.

**2002:** McGee stepped onto the roster and into the action from day one, starting all 16 games and finishing third on the team in both receptions (23) and receiving yards (294). McGee opened the scoring in the Cowboys' 21-13 win against Tennessee (9/15) with a 17-yard touchdown catch, the 300th reception of his career and his first catch as a Cowboy. His work as a blocker also helped Dallas allow just one sack in 25 pass plays. McGee had two receptions for 27 yards on the club's first quarter field goal drive at Philadelphia (9/22). McGee recorded a season-high four receptions for 27 yards against the N.Y. Giants (10/6). The next two weeks he posted a 12-yard reception against Carolina (10/13) and a 19-yard grab at Arizona (10/20). On Emmitt Smith's record setting day against Seattle (10/27), McGee was part of the blocking that sprang Smith for a 109 rushing yards on his way to breaking Walter Payton's NFL rushing record. McGee also finished second on the team with three receptions for 35 yards. All three of his catches came in the fourth quarter and picked up first downs. McGee was second on the team in receptions at Detroit (11/3), grabbing three passes for 33 yards. Two of his three receptions gave Dallas a first down, including a 17-yard grab on the team's only scoring drive of the game. In the 21-19 win over Jacksonville (11/24), his 13-yard grab from the Dallas one-yard line kick-started a 99-yard touchdown drive. McGee had a record-setting day against San Francisco (12/8), leading the team with three receptions for a season-high 73 yards, including a career-long 58-yard grab in the fourth quarter to set up a Dallas touchdown. It was also the longest reception by a Dallas tight end since Doug Cosbie recorded a 61-yard touchdown grab on Oct. 30, 1983 at the N.Y. Giants. The catch moved McGee past the 4,000 yard mark for career receiving yardage. Against Philadelphia (12/21), he tied for the team lead with three receptions for 28 yards.

**2001:** McGee started nine-of-11 games (missing two starts because the team opened in multiple receiver sets) before spraining the MCL in his right knee against Tampa Bay (12/10). He finished the season with career-lows in receptions (14) and receiving yards (148) while adding a touchdown. These totals allowed him to move from ninth to seventh on the Bengals all-time receptions list (299), passing James Brooks (297) and Bob Trumpy (298). In the season opener against New England (9/9), McGee hauled in a 25-yard touchdown pass from Jon Kitna. As a blocker, McGee helped lead the way as Corey Dillon rushed for 1,315 yards, seventh in the NFL.

**2000:** McGee finished the season second on the team in receptions (26) and receiving yards (309) while also playing a key role as a blocker for the league's second ranked rushing offense (144.6 yards-per-game). His team-long streak of 117 consecutive starts came to an end in Week 14 as a left ankle fracture suffered at Tennessee (12/10) sidelined him for the final two games of the season. He opened up the season against Cleveland (9/10) with a reception for 34 yards and added six catches for 74 yards against Miami (10/1). He added three receptions for 23 yards and a touchdown against Arizona (12/3).

**1999:** For the sixth consecutive season, McGee started every game as he continued to see his role as a blocking tight end expand, helping pave the way for a rushing attack that ranked sixth in yards (2,051) and third in yards-per-carry (4.6). He finished fourth in receiving yards (344) and fifth in catches (26) while adding two touchdowns. He opened the season at Tennessee (9/12) with a three-yard touchdown catch. He added another score on a 12-yard catch against San Diego (9/19). He registered season-highs in catches (five) and yards (77) at Seattle (11/7).

**1998:** McGee finished the season second on the team in total snaps and yards-per-catch average (13.2) while starting all 16 games for the fifth consecutive season. In the win at Detroit (9/13), McGee hauled in two passes for 53 yards, including a 38-yard catch that set up a third quarter tying touchdown. At Oakland (10/25), he led the team with 35 receiving yards and tied for the team lead with three receptions, then led the team once again against Denver (12/1), with 73 yards on four catches.





**1997:** McGee again started every game, and he finished the year as the Bengals leader (third in the league among tight ends) with a career-high six touchdown receptions. He finished third on the team in receptions (34) and receiving yards (414) as he helped block for the ninth-ranked rushing game in the league. In the Bengals 28-10 win at Indianapolis (11/9), he celebrated the first multiple touchdown game of his career hauling in a 15-yard score from Jeff Blake and a five-yarder from Boomer Esiason.

**1996:** For the third consecutive season, McGee started all 16 games at tight end for the Bengals, finishing the year with 38 receptions for 446 yards and four touchdowns. In the season finale against Baltimore (12/21), he hauled in a career-high eight passes for a season-high 93 yards.

**1995:** In his third year with the Bengals, McGee topped his rookie performance and moved into second place among tight ends in team annals with 55 receptions for 754 yards and four scores. He finished third in yards and fourth in catches among tight ends in the league while finishing second on the team in receptions. McGee registered a career-high 118 receiving yards on six catches at Indianapolis (9/3).

**1994:** McGee scored his first career touchdown on an eight-yard catch from Jeff Blake against Philadelphia (12/24), finishing the season with 40 receptions for 492 yards. He tallied a season-high 54-yard reception at Arizona (12/18).

**1993:** McGee was drafted by the Cincinnati Bengals in the second round (37th overall) of the NFL Draft. He finished his rookie campaign with 44 receptions – the most by a Bengals tight end since 1989 – and 525 receiving yards – the most from a Cincinnati tight end since 1990. He sat out against Houston (11/14) with a lower back contusion, missing only one game as a rookie.

**COLLEGE:** As a senior, McGee earned the starting nod and tied for third on the Wolverines reception list as a tight end with 38 catches for 467 yards and six touchdowns, earning All-America and All-Big Ten honors. He saw action in every game as a reserve tight end, catching three passes for 39 yards as a junior. McGee saw action on special teams and registered one catch for nine yards as a reserve tight end during his sophomore campaign. As a freshman, McGee saw action on special teams.

**PERSONAL:** As a senior at South Terre Haute, Ind., High School, McGee was selected Best Indiana Lineman of the Year and All-America from the *Chicago Sun Times* and *SuperPrep* magazine as he caught 27 passes for 670 yards while helping block for an offense that totaled 4,133 yards. He added *Blue Chip* honors as a defensive end during his senior campaign. He had 39 catches for 890 yards as a tight end while earning most valuable player honors on the basketball squad as a junior. He graduated with a bachelor's degree in communications from Michigan. McGee participated in the team's annual NFL United Way Hometown Huddle event for underprivileged youth from The Salvation Army and also provided clothing and toys during the holidays as part of The Salvation Army Angel Tree Program for needy children. Already a proven receiver and blocker, McGee expanded on his football skills in the spring of 2003 by heading to the broadcast booth, serving as an analyst on two NFL Europe games for FOX Sports and four Dallas Desperados Arena Football League broadcasts locally.

McGEE'S NFL TOTALS

Year	No.	Receiving				TD
		Yds.	Avg.	Long		
1993 (Cin)	44	525	11.9	37	0	
1994 (Cin)	40	492	12.3	54	1	
1995 (Cin)	55	754	13.7	41	4	
1996 (Cin)	38	446	11.7	22	4	
1997 (Cin)	34	414	12.2	37	6	
1998 (Cin)	22	363	16.5	40	1	
1999 (Cin)	26	344	13.2	35	2	
2000 (Cin)	26	309	11.9	39	1	
2001 (Cin)	14	148	10.6	25	1	
2002	23	294	12.8	58	1	
Total	322	4,089	12.7	58	21	

**Single-Game Bests**  
 Receptions – 8 twice, vs. Indianapolis, 12/22/96  
 and vs. Houston, 9/24/95  
 Receiving Yards – 118 at Indianapolis, 9/3/95  
 Long – 58 vs. San Francisco, 12/8/02  
 Touchdowns 2 at Indianapolis, 11/9/97



Jason McKie

Fullback

5'11" ★ 239 ★ 5/22/80

Temple

FA for '02

NFL: 2nd Year ★ Cowboys: 2nd Year



**GAMES/STARTS:** 2002 (1/0).

**PRO:** The Dallas Cowboys signed Jason McKie (pronounced mc-KEE) off the Philadelphia Eagles practice squad Dec. 7. McKie is a versatile back that has the ability to carry the ball or effectively lead the ball carrier into the hole. He has also shown an ability to catch the ball coming out of the backfield. He will need to use this versatility, as well as an ability to make plays on special teams, to his advantage as he battles with Richie Anderson and Jamar Martin for a spot on the Cowboys' fullback depth chart.

**2002:** McKie signed with Philadelphia as a rookie free agent, but was released at the end of camp. He signed to the Eagles practice squad, where he remained until joining Dallas's active roster on Dec. 7. He was inactive for his first three games with the Cowboys. He saw his first NFL action in the season finale at Washington (12/29), recording a seven-yard reception and two special teams tackles.


**COLLEGE:** McKie finished his final collegiate campaign second on the team with 227 rushing yards and two touchdowns on 41 carries while catching 10 passes for 57 yards. He started his senior season rushing for a career-high 120 yards – including a career-long 80-yard scoring scamper – on 11 carries against Navy. As a junior captain, he was third on the team with 93 rushing yards on 36 carries and fourth with 20 receptions for 128 yards. He started five-of-11 games as a sophomore, totaling 172 yards on 35 carries and 75 yards and a touchdown on 14 receptions. He started four of the 10 games in which he played as a true freshman and carried the ball 57 times for 201 yards and three touchdowns.

**PERSONAL:** McKie rushed for 1,281 yards and 16 touchdowns on 183 carries as a senior at Gulf Breeze, Fla., High School, earning *Prep Football Final's* Offensive Player of the Year honors. He was named Northwest Florida Offensive Player of the Week after rushing for 291 yards and three scores against Crestview. He was also a member of Gulf Breeze's wrestling team, winning the class 5A 238-pound state championship as a senior. The communications major achieved the highest grade point average among senior football players at Gulf Breeze and earned Athletic Director's Academic List honors at Temple in the spring of 2000. Jason is the third cousin of Aaron McKie of the NBA's Philadelphia 76ers.

MCKIE'S COWBOYS TOTALS

Year	No.	Receiving Yds.	Avg.	Long	TD	Additional Statistics
2002	1	7	7.0	7	0	Special Teams Tackles: 2002 (2-0-2).

PLAYERS



## Donald Mitchell

### Cornerback

**5'10" ★ 182 ★ 12/14/76**  
**Southern Methodist University**  
**UFA (Tennessee) for '03**  
**NFL: 5th Year ★ Cowboys: 1st Year**

30

**GAMES/STARTS** (regular season, playoffs): 1999 (16/0, 4/0-Ten.), 2000 (IR-Ten.), 2001 (12/3-Ten.), 2002 (16/10, 2/1-Ten.). Total – 44/13, 6/1.

**PRO:** A versatile defensive back with outstanding speed and intelligence, Donald Mitchell returns to Dallas and joins the Cowboys in 2003 as an unrestricted free agent from the Tennessee Titans. The Beaumont, Texas, native enjoyed his first football stint in Dallas, producing a stellar collegiate career at Southern Methodist University. With the proliferation of three and four wide receiver sets in the NFL today, Mitchell brings a unique skill to the Dallas secondary having spent the last two seasons working as the Titans' nickel back. His addition, along with the drafting of Terence Newman and the emergence of Derek Ross and Mario Edwards, gives the Cowboys' one of the NFL's top young secondaries. Mitchell is also a special teams standout who will be a valuable asset to the Cowboys in a number of ways, having scored two touchdowns on blocked kicks and logged 43 special teams tackles during his career.

**2002:** Mitchell saw action in all 16 games with 10 starts as the team's nickel defensive back. In the process, he set career-highs in tackles (51), passes defended (eight), forced fumbles (one), fumble recoveries (two) and quarterback pressures (two). As a major contributor on special teams, he tied for fifth on the team with 11 special teams tackles and added another fumble recovery. Mitchell saw action at cornerback in the season opener against Philadelphia (9/8), recording three tackles and a pass defended in the Titans' 27-24 win. He earned his first start of the season at Dallas (9/15) and recorded one special teams tackle. He played a key role against Cleveland (9/22), starting at nickel cornerback and posting four tackles, a fumble recovery and a special teams tackle. For the second week in a row, Mitchell recovered a fumble while adding five tackles at Oakland (9/29). He broke up two passes, recorded two tackles and added a quarterback pressure against Washington (10/6). At Cincinnati (10/27), Mitchell posted three tackles in a 30-24 Titans win. He posted six tackles in each of the Titans' wins at Indianapolis (11/3) and against Houston (11/10), while also forcing the Colts' Jim Finn to fumble (the ball rolled out of bounds). Mitchell had one of his biggest days of the year against Pittsburgh (11/17), recording his first interception of the season along with four tackles, a pass defended and two special teams stops in the Titans' 31-23 win. His interception of a Tommy Maddox pass in the third quarter set up a Titans touchdown. Mitchell had a pair of tackles from his cornerback spot as well as on special teams at the N.Y. Giants (12/1). In his second go-round against the Colts (12/8), he recorded a career-high nine tackles along with two passes defended and a special teams tackle as Indianapolis was held to 17 points. Mitchell helped hold the Patriots offense to a





season-low 176 net yards with three tackles and a pass deflection that was intercepted by Rich Coady and returned 24 yards for a touchdown in the Titans' 24-7 Monday Night Football win against New England (12/16). His play in the nickel defense helped hold Houston (12/29) to three points in the regular season finale. In the AFC Divisional Playoffs, Mitchell recorded three tackles, deflected a pass and recorded his first career sack in the 34-31 win against Pittsburgh (1/11/03). Mitchell then led the team with eight tackles in the AFC Championship game at Oakland (1/19/03).

**2001:** Mitchell saw action in 12 games with three starts as he returned to action after missing the 2000 season with a torn ACL in his right knee. He had a big impact on the Titans' special teams units, finishing third on the team with 13 special teams tackles while also scoring touchdowns on a blocked punt and blocked field goal return. He blocked the punt he returned for a score. On defense, Mitchell recorded 25 tackles and broke up four passes. In his first action since the injury a year before, Mitchell recorded a career-high four special teams tackles in the season opener against Miami (9/9). He posted five tackles, one pass defensed and three special teams tackles at Jacksonville (9/23). At Baltimore (10/7), Mitchell scored his second career touchdown after blocking a Kyle Richardson punt and returning it 26 yards for a score. He blocked the punt after suffering a mild concussion earlier in the game and returning. He also added two tackles in the Ravens game. Mitchell earned his first career start in place of Samari Rolle (injured neck) and tallied three tackles, one pass defensed and one special teams tackle in a 31-28 overtime win against Tampa Bay (10/14). He started and scored his third career touchdown on 69-yard blocked field goal return (Jason Hanson kick blocked by Henry Ford) in the Titans' 27-24 win at Detroit (10/21). It was the first time the Titans' had blocked a field goal and returned it for a touchdown since Oct. 15, 1967 when the Oilers played the N.Y. Jets and Ken Houston returned a blocked field goal 71 yards for a score. Mitchell also posted a season-high seven tackles against the Lions. He tallied three tackles and a special teams tackle on Monday Night Football at Pittsburgh (10/29). Mitchell earned another start as the third cornerback and posted two tackles and a pass defensed in the Titans' 38-24 win against Jacksonville (11/4). Mitchell left the game at Cleveland (12/2) in the first quarter after spraining his right knee and did not return. He returned to action at Minnesota (12/9), but was then inactive for the final four games of the season because of his knee.

**2000:** Mitchell was placed on injured reserve Aug. 22 after tearing the ACL in his right knee in practice.

**1999:** Originally drafted in the fourth round (117th overall) of 1999 NFL Draft, Mitchell went on to play in all 16 games and finish his rookie year fourth on the team in special teams tackles with 19. He registered at least two special teams tackles in eight games. He was also the only Titan to return an interception for a touchdown in 1999, and he became the first Titan rookie to do so since Denard Walker in 1997. Mitchell recorded seven tackles on the season. He tallied a season-high two tackles and blocked a punt, which led to safety against Cincinnati (9/12) in his first NFL game. He collected his first NFL interception at New Orleans (10/17), returning the pick 42 yards for a touchdown. Mitchell had a season-high three special teams tackles at Cleveland (11/28). In the postseason, he saw action in all four playoff games, registering four tackles and the first postseason interception of his career when he picked off a Mark Brunell pass in the fourth quarter of the AFC Championship Game at Jacksonville (1/23).

**COLLEGE:** Mitchell played in 41 games with 26 starts during his collegiate career at Southern Methodist University. He contributed 160 tackles, six interceptions, two fumble recoveries and four forced fumbles. As a senior, he posted a career-high 74 tackles, 16 passes defensed, three interceptions and two forced fumbles. He had a season-best 13 tackles against Ole Miss. Mitchell picked off three passes and recorded 45 tackles as a junior, and he started six games as a sophomore.

**PERSONAL:** Donald Roosevelt Mitchell was an All-District selection at Central High School in Beaumont, Texas. He was selected to the *San Antonio Express-News* Top 100 and named one of the top 20 defensive backs in Texas by *Texas Football Magazine*. He also lettered in track and baseball for the Jaguars. He majored in management information systems at Southern Methodist. Donald's wife, Nikki Leenders, worked as a reporter for WTVF-TV in Nashville.

## MITCHELL'S NFL TOTALS

Year	Solo	Tackles		Tot.	Sacks	Tkl/ Loss	QB Press.	Passes Def.	For. Fum.	Blk. Kick	Special Teams		Tot.
		Ast.	–								Solo	Ast.	
1999 (Ten.)	6	1	–	7	0.0 (0)	–	0	1	0	1	–	–	–
2000 (Ten.)	–	–	–	Injured Reserve	–	–	–	–	–	–	–	–	–
2001 (Ten.)	22	3	–	25	0.0 (0)	–	0	4	0	1	–	–	–13
2002 (Ten.)	40	11	–	51	0.0 (0)	–	2	8	1	0	–	–	–11
Total	68	15	–	83	0.0 (0)	–	2	13	1	2	–	–	–43
<b>Playoffs</b>													
1999 (Ten.)	3	1	–	4	0.0 (0)	–	0	3	0	0	–	–	–3
2002 (Ten.)	10	1	–	11	1.0 (-9)	–	0	1	0	0	–	–	–0
Total	13	2	–	15	1.0 (-9)	–	0	4	0	0	–	–	–3

## Pass Interceptions

Year	No.	Yds.	Avg.	Long	TD
1999 (Ten.)	1	42	42.0	42	1
2002 (Ten.)	1	-2	-2.0	-2	0
Total	2	40	20.0	42	1

## Playoffs

2002 (Ten.)	1	0	0.0	0	0
-------------	---	---	-----	---	---

## Opponents' Fumbles Recovered

Year	No.	Yds.	Avg.	Long	TD
2002 (Ten.)	3	1	0.3	1	0

## Single-Game Bests

Tackles - 9 vs. Indianapolis, 12/8/02  
 Playoffs - 8 at Oakland, 1/19/03  
 Interceptions - 1 at New Orleans, 10/17/99 and  
 vs. Pittsburgh, 11/17/02  
 Passes Def. - 2 vs. Washington, 10/6/02 and  
 vs. Indianapolis, 12/8/02



# Michael Myers

## Defensive Tackle

6'2" ★ 292 ★ 1/20/76

Alabama

D-4 for '98 (100th overall)

NFL: 6th Year ★ Cowboys: 6th Year



**GAMES/STARTS** (regular season, playoffs): 1998 (16/1, 1/1), 1999 (6/0, 1/0), 2000 (13/7), 2001 (16/16), 2002 (16/0). Total - 67/24, 2/1.

**PRO:** Since the day the Cowboys drafted Michael Myers in the fourth round of the 1998 NFL Draft, the Dallas coaches believed they were getting a quality prospect who just needed time to develop. Over the course of the past two seasons, their patience - and Myers' hard work - paid solid dividends as he has become a productive member of the defensive tackle rotation as both a starter and the first reserve in off the bench. In 2003, he will be counted on to work along side Pro Bowler La'Roi Glover to solidify the interior of the Cowboys defensive line. Though he may be considered undersized for some defensive schemes, Myers is a very comfortable fit in a Dallas defense that emphasizes speed and quickness from its tackles. After displaying flashes of that promise in limited action during his first two NFL seasons, injuries to other players landed him a larger dose of playing time in 2000. During the second half of that year, Myers proved that he had matured into a solid NFL defensive lineman. As a starter for 16 games in 2001, and the first man off the bench in the tackle rotation in 2002, Myers collected 4.5 sacks, 11 tackles behind the line of scrimmage and 23 pressures. He has the ability to create havoc along the line of scrimmage while at the same time consistently finding a way into opponents' backfield. An unrestricted free agent at the end of the 2002 season, Myers signed a one-year deal on April 29, 2003 to stay in Dallas.

**2002:** Myers played in all 16 games, finishing fifth among defensive linemen with 44 tackles, and tying for second on the team in tackles behind the line of scrimmage with a career-high seven stops totaling losses of 15 yards. He also added eight quarterback pressures, one sack, one forced fumble and one fumble recovery. In the season opener at Houston (9/8), Myers registered three tackles, a sack and a tackle for lost yardage in helping limit the Texans to 201 total yards. In the following week's win over Tennessee (9/15), he tied for the lead among defensive linemen with six stops as the Cowboys limited Eddie George to 65 yards on 19 carries (3.4 avg.). In the loss to the Giants (10/6), Myers had three tackles and forced a Kerry Collins fumble on a hand-off that led to a Dallas touchdown. In the following week's win over Carolina (10/13), Myers recorded four tackles and broke up a pass. At Indianapolis (11/17), he turned in one of his best games as a pro, picking up a season-high seven tackles while adding three tackles behind the line of scrimmage. In the Thanksgiving Day win over Washington (11/28), he had one tackle and another stop for lost yardage while helping the Dallas defense limit Stephen Davis to 51 yards on 20 carries (2.6 avg.). In the loss to Philadelphia (12/21), Myers registered three tackles, a tackle for lost yardage and a pressure. In the season's final game at Washington (12/29), he enjoyed a very productive day after replacing La'Roi Glover who was lost with a knee injury at the end of the first half. Myers tied for the team lead among linemen in tackles with five, while also adding a team-high three quarterback pressures, a deflected pass and a fumble recovery.

**2001:** As a key contributor to the Cowboys dramatic turnaround on defense in 2001, Myers was the team's sixth leading tackler with a career-high 72 stops. He tied for second on the club in sacks with 3.5 and third in quarterback pressures with 18. Myers' efforts helped the Cowboys defense finish fourth in the NFL by allowing just 287.4 yards-per-game. In 2001, the Cowboys allowed 1,710 rushing yards, a figure that was 927 fewer yards than the club allowed during the 2000 season. Those numbers represented the largest turnaround by any defensive unit in the NFL in 2001. In the season opening loss to Tampa Bay (9/9), Myers was second among defensive linemen with seven tackles and helped limit the Bucs running game to 71 yards on 33 carries (2.2 avg.), including 22 carries for 56 yards by Warrick Dunn. Against San Diego (9/23), he recorded four tackles and a tackle for a loss while helping hold LaDainian Tomlinson to a 3.3 yard average on 27 carries. One week later at Philadelphia (9/30), he recorded five tackles and his first sack of the season while helping limit the Eagles to 276 net yards of offense. At Oakland (10/7), he recovered a fourth quarter fumble to set up the final Dallas touchdown. He also registered three tackles and helped limit the Raiders to a 3.0 yards-per-carry average for the game (101 yards on 34 carries). In Dallas' win over Arizona (10/28), Myers recorded three tackles, a tackle for a loss and a quarterback pressure while helping limit the Cards to 75 total rushing yards. He also earned a couple of snaps at tight end in short yardage/goal line situations. In the overtime loss at the N.Y. Giants (11/4), he recorded six tackles and helped limit the Giants running game to 93 yards on 26 carries (3.6 yard average). He made a number of big plays at Atlanta (11/11) as Dallas limited the Falcons to 201 total yards, including just 46 passing yards. Myers was third on the team with five tackles against the Falcons, while adding a sack of Michael Vick, a quarterback pressure and a batted down pass. He collected a career-high 10 tackles in the loss to Philadelphia (11/18) while adding a tackle for a loss and a quarterback pressure. Myers' effort





helped limit the Eagles to just 98 yards on the ground on 35 carries (2.8 avg.). In the Cowboys win at Washington (12/2), Myers recorded the first multi-sack regular season game of his career with 1.5 sacks of Tony Banks. He also added three tackles while helping limit the Redskins' Stephen Davis to 53 yards on 17 carries (3.1 avg.). In the following week's win over the Giants (12/9), he finished with three tackles and helped limit the Giants to 245 yards of total offense, including just 73 yards on their final eight possessions. At Arizona (12/23), Myers was second on the team with seven tackles while adding a tackle for a loss and two quarterback pressures. His effort helped limit the Cards to 209 total yards, including just 75 on the ground. In the season's final game at Detroit (1/6/02), he led all defensive linemen with five tackles and three quarterback pressures.

**2000:** When given an opportunity after Chad Hennings (neck) and Leon Lett (knee) were forced to the sidelines with season ending injuries at mid-season, Myers had a very productive year in just a few short weeks. He finished with 46 stops, topping his career total through his first two seasons combined (34 tackles). He also contributed four tackles for a loss - good for fourth on the team - and six quarterback pressures. He was able to post these totals despite earning just seven starts in 13 games. After sitting out the first three weeks as a game-day deactivation, Myers took advantage of his first action of the season to record five tackles against San Francisco (9/24). The following week at Carolina (10/1), he saw considerable playing time at defensive tackle when Leon Lett was limited with a strained right hamstring. While he recorded two tackles and a quarterback pressure at the N.Y. Giants (10/15) on defense, Myers' biggest contribution may have been as a blocking tight end in goal line formations when he came in motion and helped lead Emmitt Smith into the end zone for a three-yard touchdown. Myers contributed a big-play on defense against Arizona (10/22) when he tackled Michael Pittman and forced a fumble that the Cardinals recovered but that set them up with second-and-22. The Cardinals were unable to convert that into a first down, and Wane McGarity returned the ensuing punt for a touchdown. Myers also saw action for the second straight week at tight end in goal line situations with Smith scoring again behind his blocking. After Lett suffered a season ending knee sprain in practice Nov. 8, Myers moved into the starting lineup for the final seven weeks. He earned his first career start at defensive tackle against Cincinnati (11/12), and his play helped limit the Bengals to 195 total yards of offense. He then recorded six tackles, including two behind the line of scrimmage, at Baltimore (11/19). Against Minnesota (11/23), Myers tied for third on the team with five tackles and added a tackle for a six-yard loss on a screen pass. He was second among defensive linemen with four tackles at Tampa Bay (12/3). At Washington (12/10), he led the team with a season-high eight tackles. Along the way, he helped limit Stephen Davis, the NFC's third-leading rusher, to 57 yards. Myers closed out his break-through season with seven tackles at Tennessee (12/25). He also recovered the first fumble of his career, falling on a Frank Wycheck loose ball.

**1999:** Myers saw action in six games, recording 11 tackles, two quarterback pressures and one tackle for lost yardage. In the Cowboys win over Arizona (10/3), he saw action at defensive tackle and recorded four tackles while helping limit the Cardinals to 208 yards of offense. At Philadelphia (10/10), he saw reserve action at defensive tackle and recorded two tackles while helping limit the Eagles to 244 yards of offense. In the Monday night loss at Minnesota (11/8), Myers recorded one tackle that resulted in a three-yard loss for Leroy Hoard. In the season ending win over the N.Y. Giants (1/2/00), he picked up his two quarterback pressures for the year. The following week in the playoff loss at Minnesota (1/9/00), Myers was pressed into duty because of injuries on the Dallas defensive line and responded with two sacks and a season-high six tackles.

**1998:** After spending most of his first training camp working at defensive tackle, Myers began the season as the top back-up at rush defensive end. Myers opened his rookie campaign with three tackles at Denver (9/13). The next week at the N.Y. Giants (9/21), he again recorded three tackles and batted down a pass. He tallied two tackles at Washington (10/4) before registering a tackle and a quarterback pressure while helping limit Carolina (10/11) to 35 rushing yards on 21 carries (1.7 avg.). At Chicago (10/18), he helped limit the Bears to 2.5 yards-per-rushing attempt with two tackles. He logged his first career sack with a second quarter take down of Bobby Hoying at Philadelphia (11/2). He then recorded a season-high six tackles and his second sack at Arizona (11/15) while helping limit the Cardinals to 32 rushing yards on 21 carries. He contributed two tackles and a pressure on Thanksgiving Day against Minnesota (11/26) before registering three tackles, a pass defended and a quarterback pressure at New Orleans (12/6). Myers saw considerable second half action against Philadelphia (12/20) after Kavika Pittman suffered a strained hamstring. Myers earned his first NFL start the next week against Washington (12/27) in place of Pittman, teaming with Greg Ellis to become the first pair of rookie defensive linemen to start at the same time in club history. He recorded his third sack of the season against the Redskins. He started his first postseason contest against Arizona (1/2/99) in a wild card playoff game and tallied a tackle and a quarterback pressure. Myers, a fourth round draft choice (100th overall), was just the second Crimson Tide defensive player ever selected by Dallas.

**COLLEGE:** Myers was a preseason All-America and All-SEC selection as a senior at Alabama. He started the season with five tackles and half a sack against Vanderbilt but missed the remainder of the season following an NCAA suspension. Myers made the jump from junior college to Division I football by earning All-America honors from *The Sporting News* and consensus All-SEC accolades after recording 66 tackles, 24 quarterback pressures and 13 sacks in his first season at Alabama. His 13 sacks rank third in school history behind Derrick Thomas' 18 in 1987 and 27 in 1988. He was a two-time JUCO All-America at Hinds, MS, Junior College, where he established a school record with 20 sacks as a freshman.

**PERSONAL:** The Human Performance major was an all-state and all-region selection as a senior at Vicksburg, Miss., High School, where he also was a member of the basketball team. Myers participated in the Dallas Cowboys/Junior Cattle Baron's "Our Heroes are All Kinds of Cowboys" party, hosted at Texas



Stadium for 500 children suffering from cancer. He also annually participates in The Salvation Army Angel Tree Program, joining Dallas Cowboys players, coaches and staff in purchasing holiday gifts for underprivileged children. Myers and his wife, Brandy, have a daughter, Mykayla (11/14/00).

**MYERS' COWBOYS TOTALS**

Year	Solo	Tackles Ast.	Tot.	Sacks	Tkl/ Loss	QB Press.	Passes Def.	For. Fum.
1998	9	14	23	3.0 (-17)	0(0)	5	2	0
1999	4	7	11	0.0(0)	1(-3)	2	0	0
2000	30	16	46	0.0(0)	4(-12)	6	2	1
2001	37	30	67	3.5 (-22)	4(-10)	15	3	1
2002	25	19	44	1.0(-6)	7(-15)	8	3	1
<b>Totals</b>	<b>105</b>	<b>86</b>	<b>191</b>	<b>7.5 (-45)</b>	<b>16(-40)</b>	<b>36</b>	<b>8</b>	<b>2</b>
<b>Playoffs</b>								
1998	0	1	1	0.0(0)	0(0)	1	0	0
1999	2	4	6	2.0(-4)	0(0)	0	0	0
<b>Totals</b>	<b>2</b>	<b>5</b>	<b>7</b>	<b>2.0(-4)</b>	<b>0(0)</b>	<b>1</b>	<b>0</b>	<b>0</b>

Year	Opponents' Fumbles No.	Yds.	Recovered Avg.	Long	TD
2000	1	0	0.0	0	0
2001	1	0	0.0	0	0
2002	1	3	3.0	3	0
<b>Total</b>	<b>3</b>	<b>3</b>	<b>1.0</b>	<b>3</b>	<b>0</b>

**Single-Game Bests**  
 Tackles - 10 vs. Philadelphia, 11/18/01  
 playoffs - 6 @ Minnesota, 1/9/00  
 Sacks - 1.5 @ Washington 12/2/01  
 playoffs - 2.0 @ Minnesota, 1/9/00  
 Quarterback Pressures - 3 @ Detroit, 1/6/02 and  
 @ Washington, 12/29/02  
 Tackles for Losses - 3 @ Indianapolis, 11/17/02

**Terence Newman****Cornerback****5'11" ★ 188 ★ 9/4/78****Kansas State****D-1 for '03 (5th overall)****NFL: Rookie ★ Cowboys: Rookie**

**COLLEGE:** In selecting Terence Newman with the fifth overall choice in the 2003 NFL Draft, the Dallas Cowboys snagged the Jim Thorpe Award winner for the second consecutive year and are assembling one of the most promising and talented young secondaries in professional football. Newman joins last year's Thorpe winner, Roy Williams, as cornerstones of a defensive backfield that should provide play-making ability and production for the Cowboys for years to come. The most decorated defensive player in Kansas State history, Newman became the first Wildcat to win the prestigious Thorpe Award, given annually to the nation's top defensive back. As a senior, Newman was also a finalist for the Bronko Nagurski Award (given annually to college football's top defensive player), while garnering All-America honors as a cornerback and return specialist. He not only dominated on defense and special teams, but proved to be a valuable performer on offense for the Wildcats as well. An explosive return specialist, Newman became only the second player in school history to score a touchdown on a kickoff and punt return in the same season. In 48 collegiate games, he recorded 133 tackles with six stops behind the line of scrimmage, 10 interceptions, 32 pass deflections and a pair of forced fumbles. His 10 interceptions tied for sixth on the school's career list. He also gained 834 yards with one touchdown on 32 kickoff returns (26.1 avg.) and another 417 yards with three touchdowns on 27 punt returns (15.4 avg.). Blessed with tremendous athletic ability, Newman has outstanding speed (4.37 40-yard dash), that translated into three varsity letters with the Wildcats' track team and two Big 12 Conference titles in the 100 meters (junior and senior seasons). Newman was also the Big 12 indoor champion in the 60 meters and finished fifth in that event at the NCAA Championships. Newman possesses exceptional quickness, explosiveness and balance that compliment his speed. He has tremendous ability to change directions and make-up ground with a superb burst to the ball. His above average leaping ability makes him a very solid man-to-man coverage player, but he has experience in working in zone coverages.

**2002:** A consensus All-America selection as a senior cornerback, Newman was also an honorable mention All-America kickoff returner. He became the first player in school history to win the Thorpe Award while also finishing as a finalist for the Nagurski Award. An All-Big 12 Conference first-team choice and Defensive Player of the Year, Newman started every game at strongside cornerback and registered 54 tackles with three stops for losses of five yards. He also intercepted five passes and deflected 14 others. He returned 13 kickoffs for 370 yards and a touchdown, and his 28.5-yard average ranked fourth on the school's single-season kickoff return list. He added 388 yards and a pair of scores on 26 punt returns. His 14.9-yard average ranks third on KSU's single-season list. When he wasn't shutting down opposing receivers or providing field position with his return skills, Newman posed a threat on offense as a wide receiver, catching four passes for 98 yards (24.5 average) and a touchdown, while adding 26 yards on a pair of rushing attempts. Newman opened his final campaign with four tackles and an interception against





Western Kentucky. The following week against Louisiana-Monroe, he scored twice, returning a punt 40-yards for a touchdown and hauling in a 51-yard scoring pass. He also added an interception. One week later against Eastern Illinois, Newman returned a kickoff 95 yards for a touchdown, while also recording six tackles on defense. Newman had five tackles and forced a fumble against Southern Cal, and then set up a score with a 53-yard kickoff return at Colorado. He registered an interception against Texas, while returning two kickoffs for 55 yards. At Baylor, Newman picked off his fourth pass of the season and followed that with an eight tackle performance against Nebraska. He deflected four passes against Missouri, to go along with an interception and a 71-yard punt return for a touchdown. Newman closed out his collegiate career in the Holiday Bowl against Arizona State with a season-high 10 tackles and added three pass receptions for 47 yards on offense.

**2001:** A consensus All-Big 12 Conference second-team selection, Newman closed his junior season as a semifinalist for the Thorpe Award. As one of eight Wildcats to start every game, he shared the team's Most Improved Defensive Player honors with Terry Pierce. Newman ranked fifth in the Big 12 and 16th in the nation in passes defended with 19, and he ranked fifth on the team with 51 tackles. Newman earned Player of the Game honors against Southern California, Oklahoma, Texas A&M and Louisiana Tech. He intercepted three passes and blocked two kicks while also recovering a fumble and causing another. He also averaged 23.4 yards on nine kickoff returns. Newman posted seven tackles against Southern Cal and had an even more impressive all-around day against Oklahoma, picking off two passes and defending a school-record seven more to go with six tackles. He blocked his first kick of the season at Texas Tech and tied a season-high with seven tackles and another blocked kick against Nebraska. He recorded his third interception of the season to go along with three passes defended and five tackles against Missouri. On the track in the spring, Newman defended his Big 12 outdoor title in the 100 meters with a win at Missouri (10.34). He reached the NCAA semifinals in the 100, but did not make the finals. Along the way, he broke his own outdoor school record in the 100 meters with a clocking of 10.20 at the Jim Click Shootout. He also finished second in the 200 meters at the Big 12 meet with a time of 21.42. Newman collected his first All-America honor by finishing fifth in the 60 meters at the NCAA Indoor Championship with a time of 6.67 and was the Big 12 indoor champ at 60 meters, clocking a 6.65 in the finals after posting a school-record 6.62 in the prelims.

**2000:** As a sophomore, Newman played in every game with one start – against Louisiana Tech – as a nickel back. For the year, he recorded 20 tackles with a four-yard interception return and three pass deflections. He also returned three kickoffs for 44 yards. Newman intercepted his only pass of the year against Ball State while also batting away two others. Against Oklahoma, he returned a blocked punt 16 yards for a touchdown. On the track, Newman captured his first Big 12 outdoor title in the 100-meters, setting a school record with a 10.22 mark in qualifying. He represented the Wildcats at the 2001 NCAA Outdoor Nationals, reaching the semifinals in the 100 meters. During the indoor season, Newman set a pair of school records at the 2001 Big 12 Indoor Track & Field Championships, clocking a 6.67 in the 60-meter semifinals and a 21.20 in the 200. He placed third in both the 60 and 200 for a Wildcats team that finished fourth. He finished 15th in the 60 meters at the NCAA Indoor Nationals.

**1999:** As a redshirt freshman, Newman played in every game, recording eight tackles and one interception. He also returned seven kickoffs for 209 yards (29.9 average). His first career interception came against Missouri. In the spring, he finished third in the 60-meter dash (6.76) at the Big 12 Indoor Championships. He was also a member of the Wildcats' 4x100 relay team that placed fifth at the Big 12 Outdoor Championships.

**1998:** Newman redshirted during his true freshman season.

**PERSONAL:** Newman attended Central High School in Salina, Kan., where he was an All-Class 5A selection. Coming out of high school, he was listed as one of the top 20 recruits in the state of Kansas by First Down Recruiting. He lettered twice in football, three times in track, three times in basketball and once in baseball. As a senior, he had 10 receptions for 251 yards and three touchdowns as a receiver while recording 45 tackles, five interceptions and five deflected passes on the defensive side of the ball. He also returned 13 punts for 271 yards (20.9 avg.), including two for touchdowns. An outstanding track performer, Newman turned in times of 10.36 in the 100 meters and 21.6 in the 200 entering his senior season. The business major was involved with the "Breakfast Buddy" program in his hometown of Salina, which is similar to the nationwide Big Brothers/Big Sisters program.

NEWMAN'S KANSAS STATE TOTALS

Year	Tackles					Sacks	Tkl/ Loss	PBU	For. Fum.	Block Kick
	Solo	Ast.	Tot.							
1999	6	2	8		0.0(0)	0(0)	1	0	0	
2000	15	5	20		0.0(0)	0(0)	3	0	1	
2001	44	7	51		0.0(0)	3(-13)	14	1	2	
2002	43	11	54		0.0(0)	3(-5)	14	1	0	
Totals	108	25	133		0.0(0)	6(-18)	32	2	3	

Year	Interception Returns					Opponents' Fumbles Recovered					
	No.	Yds.	Avg.	Long	TD	No.	Yds.	Avg.	Long	TD	
1999	1	8	8.0	8	0						
2000	1	4	4.0	4	0						
2001	3	0	0.0	0	0						
2002	5	21	4.2	11	0						
Totals	10	33	3.3	11	0	2001	1	7	7.0	7	0

## NEWMAN'S KANSAS STATE TOTALS (cont.)

Year	No.	Kickoff Returns			TD
		Yds.	Avg.	Long	
1999	7	209	29.9	73	0
2000	3	44	14.7	17	0
2001	9	211	23.4	42	0
2002	13	370	28.5	951	1
Totals	32	834	26.1	951	1

Year	No.	Punt Returns			TD
		Yds.	Avg.	Long	
2001	1	13	13.0	13	0
2002	26	388	14.9	711	2
Totals	27	401	14.9	711	2

Year	No.	Receiving			TD
		Yds.	Avg.	Long	
2002	4	98	24.5	51	1

Year	No.	Rushing			TD
		Yds.	Avg.	Long	
2002	2	26	13.0	29	0



## Dat Nguyen

### Linebacker

5'11" ★ 243 ★ 9/25/75

Texas A&M

D3 for '99 (85th overall)

NFL: 5th Year ★ Cowboys: 5th Year



**GAMES/STARTS** (regular season, playoffs): 1999 (16/0, 1/0), 2000 (10/5), 2001 (16/16), 2002 (8/8).

Total – 50/29, 1/0.

**PRO:** Dat Nguyen (pronounced WIN) has been overcoming long odds his entire life. The son of Vietnamese immigrants, Nguyen has battled the perception that he was too small to play football for as long as he has been involved in the game. He began proving critics wrong at an early age, and he proceeded to leave Texas A&M as the Aggies career record holder with 51 consecutive starts, 517 career tackles and a 10.7 tackles-per-game average. Despite such an illustrious collegiate career, the "under-sized" criticism was still heard from NFL personnel. The Cowboys went ahead and drafted the most productive linebacker in Texas A&M history in the third round (85th overall) of the 1999 NFL Draft. Nguyen made an impact with the Cowboys from the very beginning, leading the team in special teams stops as a rookie and becoming Dallas' starting middle linebacker in his second professional season. In 2001, he completed his first full season as a starting NFL middle linebacker and silenced the critics by recording the second highest single-season tackle total in Cowboys history. Nguyen's keen football instincts give him an uncanny ability to be around the ball, while his speed and quickness allow him to string plays wide while plugging up holes and creases. After paying his dues and earning his spot in the middle of the Dallas defense, Nguyen has displayed the work ethic and leadership skills that will continue to guide one of the NFL's youngest and most rapidly improving defenses for years to come.

**2002:** The Cowboys defense opened the season with extremely high expectations for the starting line-backing trio of Dat Nguyen (middle linebacker), Dexter Coakley (weakside) and newcomer Kevin Hardy (strongside). That trio was dealt a serious blow in the season opener at Houston (9/8) when Nguyen suffered a broken wrist that forced him to miss the next eight games. Despite his injury, Nguyen finished the Texans game with a team-high 11 tackles with one sack and a tackle for a loss. Following surgery and a two month rehabilitation period, Nguyen returned to practice following the Detroit game (11/3), and assumed his starting spot in the middle of the Cowboys defense at Indianapolis (11/17), finishing as the Cowboys third leading tackler with 11 stops – including one for a loss – while also breaking up a pass. In the following week's win over Jacksonville (11/24), he had six tackles. In the Thanksgiving Day win over Washington (11/28), Nguyen led all Dallas defenders with 13 tackles. Two of those stops were behind the line of scrimmage for losses totaling five yards. Nguyen also played a key role in a defensive effort that helped hold Stephen Davis to 51 yards on 20 carries (2.6 avg.) while allowing just 121 second half yards on eight Redskins' possessions. He was second on the team in tackles in consecutive losses to San Francisco (12/8) with 12 stops and New York (12/15) with eight. In the Saturday night loss to the Eagles (12/21), Nguyen tied for the team lead in tackles with 10. In the season ending loss at Washington (12/29), he had 10 tackles and a key quarterback pressure that led to a Roy Williams interception – returned 85 yards for a second quarter touchdown. Nguyen finished the year by collecting 70 tackles in the final seven games that he played after returning from the injured wrist. He was named by his teammates as the club's 2002 recipient of the Ed Block Courage Award for his battle back from the wrist surgery.

**2001:** Nguyen, a key component in the Cowboys dramatic turnaround on defense in 2001, led Dallas in tackles with 172 – a figure that was second on the Cowboys all-time list behind Eugene Lockhart's 222 tackles in 1989. Nguyen's tackle total ranked seventh in the NFL for 2001. He led or tied for the team lead in tackles 11 times, while registering double-figure tackle totals in 11 games. His nine tackles behind the line of scrimmage also tied for the team lead. Nguyen's efforts helped the Cowboys defense earn a fourth overall NFL ranking by allowing just 287.4 yards-per-game. In 2001, the Cowboys allowed 1,710 rushing





yards, a figure that was 927 fewer yards than the club allowed during the 2000 season. Those numbers represented the largest turnaround by any defensive unit in the NFL in 2001. Nguyen opened the season with a then career-high 15 tackles in the 10-6 loss to Tampa Bay (9/9). His performance marked the highest tackle total by a Dallas middle linebacker since Randall Godfrey recorded 17 stops against New England on Dec. 5, 1999. Nguyen's efforts helped limit the Bucs rushing game to 71 yards on 33 carries (2.2 avg.), including 22 carries for 56 yards by Warrick Dunn. Against San Diego (9/23), he tied for the team lead in tackles with nine and recorded two tackles for a loss – while helping hold LaDainian Tomlinson to a 3.3-yard average on 27 carries. At Philadelphia (9/30), Nguyen tied for the team lead with 10 tackles despite dislocating the ring finger on his right hand during the game. He underwent surgery to insert a pin in the finger on October 1. At Oakland (10/7), he finished third on the team with eight tackles despite playing with a cast on his right hand. He also recorded a tackle behind the line and a quarterback pressure. In the Cowboys 9-7 win over Washington (10/15), Nguyen led the team with 11 tackles, helping limit the Redskins to 226 total yards. In the win over Arizona (10/28), he led the team with 13 stops while helping limit the Cards to 75 rushing yards. He added another team-high 11 tackles in the overtime loss at the Giants (11/4) while helping limit the Giants running game to 93 yards on 26 carries (3.6 avg.). He again led the team in tackles at Atlanta (11/11) with 14 as the Falcons were limited to 201 total yards. He logged a team-high 14 tackles in the loss to Philadelphia (11/18), while helping hold the Eagles to 227 total yards, 100 yards below their season average, and just 98 rushing yards on 35 carries (2.8). On Thanksgiving Day against Denver (11/22), Nguyen again led the team in tackles, this time with a career-high 16 stops. In Dallas' 20-14 win at Washington (12/2), he tied for the team lead in tackles with eight and added a tackle for a loss and a quarterback pressure. Dallas limited Stephen Davis, the NFC's third leading rusher entering the game, to 53 yards on 17 carries (3.1). In the Cowboys' surprising 27-21 win over playoff bound San Francisco (12/30), Nguyen led Dallas with 10 tackles and added two quarterback pressures as the NFL's second ranked running game (146 yards-per-game) was limited to 56 yards.

**2000:** Nguyen opened the season as the Cowboys starting middle linebacker and, despite missing six games due to injury, finished the year with 64 tackles, four stops behind the line of scrimmage, four passes defended and two interceptions. In his first professional start, he posted eight tackles and intercepted a pass, which he returned 24 yards against Philadelphia (9/3). At Arizona (9/10), he led the team with 12 tackles despite being slowed and missing playing time with a sprained MCL in his left knee. His knee sprain forced him to miss the next three games. He returned to action at the N.Y. Giants (10/15) and tallied seven stops, one behind the line of scrimmage, before suffering a strained neck in the fourth quarter that forced him from the game. He missed the next three games due to the neck strain, returning to action against Cincinnati (11/12). He saw action against the Bengals at middle linebacker in passing situations and recorded his second interception of the season. Nguyen posted four stops in spot play at Baltimore (11/19) before finishing fifth on the team with eight tackles at Tampa Bay (12/3) despite not starting. He was second on the team with seven tackles against Washington (12/10) while seeing considerable playing time off the bench. His effort against the Redskins helped limit Stephen Davis, the NFC's second-leading rusher, to 57 yards. He returned to the starting lineup at middle linebacker against the N.Y. Giants (12/17) and tied for third on the team with 10 stops. He closed out the season at Tennessee (12/25) tying for third on the club with seven stops in his second consecutive start.

**1999:** Nguyen made an immediate impact as a rookie with his stellar special teams play and solid performance as a nickel middle linebacker. He finished the season as the Cowboy's leading special teams tackler with 18 stops, recording at least one special teams tackle in 12-of-17 games (including postseason) and earning all-rookie honors for his special teams play. On defense, he had 34 tackles, five tackles for lost yardage, one sack, one interception and a forced fumble. In his first professional game, at Washington (9/12), Nguyen led the Cowboys with three special teams tackles. He also recovered a key fourth quarter on-side kick that helped the Cowboys overcome a 21-point deficit in a game that was won by Dallas in overtime. The following week against Atlanta (9/20), he recorded his first career tackle at middle linebacker in a nickel passing situation. Against Arizona (10/3), Nguyen tied for the team lead among linebackers with a season-high five tackles, including one for a three-yard loss on a screen pass. He also recorded his first career interception with a fourth quarter pick of Jake Plummer. Two weeks later at the N.Y. Giants (10/18), he equaled his season-high with five tackles while playing middle linebacker in nickel situations. Nguyen recorded his first career sack at Indianapolis (10/31) when he brought down Peyton Manning for a 13-yard loss on first-and-goal from the Dallas three-yard line. He also tied for the team lead with three special teams stops against the Colts. In the Monday night loss at Minnesota (11/8), Nguyen tied for the team lead with two special teams tackles while also forcing a fumble on a second quarter kick-off return that Charlie Williams recovered at the Vikings 24-yard line to set up the second Dallas touchdown. Playing mostly in the nickel defense, he recorded four tackles against the Vikings. At Arizona (11/21), he tied for the team lead with two special teams stops and added two tackles at middle linebacker in Dallas' nickel defense. At New Orleans (12/24), he recorded four tackles and had a tackle for a 12-yard loss. In the season finale against the N.Y. Giants (1/2/00), Nguyen took over at middle linebacker in the second half for Randall Godfrey (back stiffness) and went on to tie his season-high tackle total with five while helping limit the Giants to 74 yards rushing. In the playoff loss at Minnesota (1/9/00), Nguyen broke up two passes and recorded three tackles.

**COLLEGE:** Following his senior season, Nguyen was one of the nation's most decorated collegiate players, earning All-America honors from Walter Camp, The Sports Network, *The Sporting News*, Burger King/AFC, *Football News* and *College Football News*. The National and Big 12 Defensive Player of the Year, he also won the Lombardi Trophy and Chuck Bednarik Award, while being a finalist for the Dick Butkus and Sullivan Awards. Nguyen was also named the *Dallas Morning News* Big 12 Male Athlete of

the Year. He finished his senior season with a career-high 147 tackles, becoming the first player in school history to lead Texas A&M in tackles four straight seasons. He also added 20 tackles for losses, four sacks, four forced fumbles and two interceptions. He closed his collegiate career with A&M records for consecutive starts (51), tackles (517) and tackles-per-game (10.7). As a junior, he was an All-Big 12 first-team selection and the team MVP. He was also an All-Big 12 first-team selection as a sophomore. In 1995, Nguyen was named Southwest Conference Defensive Newcomer of the Year as a redshirt freshman.

**PERSONAL:** Nguyen was a consensus Texas Top 100 linebacker following his prep career at Rockport-Fulton High School in Rockport, Texas. He earned district 30-3A Defensive Player of the Year honors as a senior after tallying 188 tackles. He also earned Class 3A second-team all-state honors as a punter. Nguyen graduated from Texas A&M with a degree in agricultural development in August 1998 and took post-graduate classes during his senior football season. He has taken an active role in the Dallas community. During the 2002 season, Nguyen and his wife, Becky, served as guest participants at the Cowboys annual NFL 201 Football Workshop for Women benefiting The Salvation Army. The couple talked about life in the NFL from the player's and the wife's perspective with the female attendees. He annually participates as a celebrity football coach for the club's annual Dallas Cowboys Let Us Play! Sports Camp for Girls. Coach Nguyen led his group to the mock "Super Bowl" victories in 2001 and 2002. In 2001, he took part in the Linebacker's Blitz Hunger at The Salvation Army as part of the Hams for the Holiday program, where players distributed hams to needy families. The Dallas Cowboys Salvation Army Angel Tree program, which provides clothing and toys to underprivileged children, the Children's Cancer Fund Fashion Show and Luncheon annually co-chaired by Troy Aikman and Roger Staubach and the Dallas Race for the Cure benefiting the Susan G. Komen Foundation for Breast Cancer Research are charity events that the Nguyen's continue to support year after year. Dat and wife Becky added a daughter, Aubrey Mai (6/26/03), to their family this offseason.

PLAYERS

NGUYEN'S COWBOYS STATISTICS

Year	Tackles		Tot.	Sacks	Tkl/Loss	QB Passes		For. Fum.	Special Teams		
	Solo	Ast.				Press.	Def.		Solo	Ast.	Tot.
1999	25	9	34	1.0 (-13)	5(-19)	1	1	11	7	-	18
2000	37	27	64	0.0 (0)	4(-5)	1	4	0	0	-	0
2001	104	68	172	0.0 (0)	9(-18)	5	4	0	0	-	0
2002	44	37	81	1.0 (-2)	4(-7)	2	2	0	0	-	0
Totals	210	141	351	2.0 (-15)	22(-49)	9	11	1	11	7	-

Playoffs

1999	1	2	3	0.0 (0)	0(0)	0	2	0	0	1	-	1
------	---	---	---	---------	------	---	---	---	---	---	---	---

Interceptions

Year	No.	Yds.	Avg.	Long	TD
1999	1	6	6.0	6	0
2000	2	31	15.5	24	0
Totals	3	37	12.3	24	0

Single-Game Bests

Tackles - 16 vs. Denver, 11/22/01  
 Solo tackles - 10 @ Atlanta, 11/11/01  
 Tackles for losses - 2 four times, last vs. Washington, 11/28/02  
 Passes defended - 2 vs. Philadelphia, 9/3/00  
 playoffs - 2 @ Minnesota, 1/9/00



John Nix

Defensive Tackle

6'1" ★ 313 ★ 11/24/76

Southern Mississippi

D-7 for '01 (240th overall)

NFL: 3rd Year ★ Cowboys: 3rd Year



**GAMES/STARTS:** 2001 (16/0), 2002 (14/0). Totals (30/0).

**PRO:** When the Cowboys drafted defensive tackle John Nix in 2001, they were seeking a defensive tackle who was solid at plugging the middle and stopping the run, a constant pursuit in the NFL. With the departure of Brandon Noble this past offseason, coaches will be looking at Nix to use his stout physical stature, quickness and athletic ability to earn regular playing time in the trenches.

**2002:** Nix once again worked behind Noble at nose tackle to post 21 tackles and nine quarterback pressures. In limited playing time in the season opener at Houston (9/8), Nix picked up a tackle and a pressure. He recorded two tackles and a quarterback hurry at Philadelphia (9/22) before being inactive at St. Louis (9/29). He returned to action against Carolina (10/14), picking up two tackles while helping limit the Panthers to 3.2 yards-per-carry on the ground. At Arizona (10/20), Nix recorded a career-high six tackles, two quarterback pressures and a forced fumble. Thanksgiving Day against Washington (11/28), Nix helped limit the Redskins to just 83 rushing yards while picking up three tackles and two quarterback pressures. Against San Francisco (12/8), he tallied two stops and then added two more at the N.Y. Giants (12/15). Nix was inactive against Philadelphia (12/21).





**2001:** For most of the season, Nix worked behind Noble at nose tackle and finished tied for second on the team with two forced fumbles while posting 22 tackles. Against Tampa Bay (9/9), he saw considerable time in the defensive tackle rotation, recording three tackles and forcing his first career fumble when he brought down Warrick Dunn. Against Washington (10/15), he made one of the biggest plays of the season by stripping Stephen Davis of the ball with 2:39 remaining in the game. Greg Ellis recovered the fumble to give Dallas the ball for their game-winning field goal drive. He also recorded two tackles and a quarterback pressure against the Redskins. Against Philadelphia (11/18), he recorded two tackles and two quarterback pressures, helping limit the Eagles offense to 227 total yards and just 2.8 yards-per-carry on the ground. Nix recorded a season-high four tackles at Seattle (12/16), while helping limit Ricky Walters to 3.7 yards-per-carry.

**COLLEGE:** As a senior, Nix received All-Conference USA honors as selected by *The Sporting News* as a key component of a Golden Eagles defense that finished the year second in the nation in total defense. As a junior, Nix was hampered throughout the season with a toe injury. He still managed 21 tackles and two sacks as the Golden Eagles claimed the Conference USA title with a 9-3 record, including a victory over Colorado State in the Liberty Bowl. In his sophomore campaign, Nix started nine-of-11 games and finished the year with a career-high 47 tackles. Following a redshirt freshman year in 1996, Nix was voted to the Conference USA All-Freshman Team and *The Sporting News* Freshman All-America squad after starting all 11 games at defensive tackle for the Eagles. At Southern Miss, Nix was a teammate of fellow Cowboys 2001 draft pick Daleroy Stewart. That tandem helped form one of the nations most powerful collegiate defensive lines.

**PERSONAL:** A native of Lucedale, Miss., Nix graduated from George County High School where, as a senior, he registered 75 tackles and was a second-team all-state selection. He was also named district most valuable defensive lineman and was selected to play in the Mississippi/Alabama High School All-Star Game. Nix also excelled in track and field, finishing third in the state in the shot put. He was a sports administration major at USM. As a rookie, Nix was a member of the Cowboys inaugural "Rookie Club", a program designed to introduce rookies to community service. Throughout the season, the rookies made visits to and spent time with children at Children's Medical Center of Dallas, Oak Cliff Boys and Girls Clubs, The Salvation Army and its' Christmas Distribution Center.

## NIX'S COWBOYS TOTALS

Year	Tackles			Sacks	Tkl/ Loss	QB Press.	Int.	Passes Def.	For Fum.
	Solo	Asst.	Tot.						
2001	13	9	22	0.0 (0)	0.0(0)	4	0	0	2
2002	12	9	21	0.0 (0)	0.0(0)	9	0	0	1
Total	25	18	43	0.0 (0)	0.0(0)	13	0	0	3

## Single-Game Bests

Tackles - 6 @ Arizona, 10/20/01



## Ken-Yon Rambo

Wide Receiver

6'1" ★ 195 ★ 10/4/78

Ohio State

FA for '01

NFL: 3rd Year ★ Cowboys: 3rd Year

**GAMES/STARTS:** 2001 (13/0), 2002 (16/0), Total (29/0).

**PRO:** Originally drafted in the seventh-round (229th overall) by the Oakland Raiders, Ken-Yon Rambo fell into the Cowboys lap when the Raiders released him at the end of the 2001 training camp. He immediately provided Dallas a big, physical receiver that is not afraid to go across the middle and fight for the football. After spending two years with the club learning the nuances of the position from Joey Galloway, bigger things will be expected of Rambo in his third season as he is one of the key veterans among the receivers. While battling for more playing time at receiver, he provides the Cowboys with an additional return man, having returned kicks and punts during his career.

**2002:** Rambo returned for his sophomore campaign and saw extensive time as the third receiver after the season ending injury to Raghbi Ismail (neck) during training camp. In the season opener at Houston (9/8), Rambo saw time as the primary return man with Reggie Swinton deactivated (groin) and totaled four punt returns for two yards and four kickoff returns for 63 yards. Against Tennessee (9/15), he recorded a career-high three receptions for 37 yards, including a key 12-yard catch on the Cowboys fourth quarter 95-yard touchdown drive. In the win at St. Louis (9/29), he caught two passes for 11 yards, helping set up Dallas's game winning field goal. He registered two receptions for 21 yards against Carolina (10/13) then added another catch for six yards against Seattle (10/27). At Detroit (11/3), Rambo posted two receptions for 42 yards, including a then career-long 28-yard grab. He recorded a career-high 65 yards,

including a career-long 47-yard catch to set up Dallas's game-winning touchdown, on two receptions against Jacksonville (11/24) before registering a 23-yard reception at the N.Y. Giants (12/15).

**2001:** Originally drafted in the seventh-round (229th overall) by Oakland, Rambo was released at the end of camp and signed by the Cowboys on Sept. 5. After being inactive the first two games of the season, he saw his first NFL action but did not record a catch at Philadelphia (9/30). Against his former team, Rambo recorded his first career reception with an eight-yard catch on a fourth-and-four play at Oakland (10/7). With Reggie Swinton and Joey Galloway nursing injuries, Rambo became the team's primary return man against Arizona (10/28), logging his first career punt (two returns for 15 yards) and kickoff returns (two returns for 30 yards). Another first came against Denver (11/22) when he recorded his first career special teams tackle. His second catch of the season came against the N.Y. Giants (12/9) with a 14-yard grab. In the Cowboys surprising win over San Francisco (12/30), Rambo recorded a six-yard catch on third-and-five to pick up a first down.

**COLLEGE:** Rambo closed out his collegiate career eighth on OSU's all-time reception list with 106 career catches, while his 1,849 career receiving yards ranked seventh. He set a school record with 64 kickoff returns for a 22.9-yard average. As a senior, Rambo caught a career-high 53 passes (ninth best total in Buckeye history) for 794 yards (15.0) and two touchdowns. He also returned 17 kickoffs for 478 yards (28.1) and 23 punts for 145 yards (6.3). As a junior, his efforts earned him All-Big Ten honorable mention honors, as well as the Paul Warfield Award, given to Ohio State's top receiver, as he finished second on the team with 41 receptions for 833 yards (20.3) and six touchdowns. He also returned 21 kickoffs for 653 yards (21.1), breaking the previous Buckeye single-season record. Against Ohio University, Rambo posted seven receptions for 181 yards (25.6) with 68- and 15-yard touchdown receptions. His 181 receiving yards placed him eighth in Ohio State's record books for single game receiving yards. Rambo saw limited action his first two seasons with the Buckeyes, logging five receptions for 77 yards as a sophomore and seven receptions for 145 yards and a touchdown as a freshman. He did stand out on special teams, returning 12 kickoffs for 237 yards (18.8) and 19 punts for 128 yards (6.7) as a sophomore.

**PERSONAL:** The sociology major was a consensus All-America and all-state selection at Long Beach, Calif., Polytechnic High School. *USA Today* rated Rambo as the top receiver in the country after he caught a school record 79 passes for 1,096 yards (13.9 avg.) and 17 touchdowns as a senior. He also lettered in track as a sprinter. As a rookie, Rambo was a member of the Cowboys inaugural "Rookie Club", a program designed to introduce rookies to community service. The Rookie Club made visits to and spent time with children at Children's Medical Center of Dallas, Oak Cliff Boys and Girls Club, The Salvation Army and its Christmas Distribution Center. He also donated clothing and toys to needing children during the holidays through The Salvation Army Angel Tree Program.

RAMBO'S COWBOYS TOTALS

Year	No.	Receptions			
		Yds.	Avg.	Long	TD
2001	3	28	9.3	14	0
2002	14	211	15.1	47	0
Total	17	239	14.1	47	0

Year	No.	Kick Returns			
		Yds.	Avg.	Long	TD
2001	2	30	15.0	19	0
2002	7	127	18.1	24	0
Total	9	157	17.4	24	0

Additional Statistics  
Special Teams Tackles: 2001 (1-1-2).

Year	No.	Punt Returns			
		Yds.	Avg.	Long	TD
2001	2	15	7.5	13	0
2002	5	3	0.6	4	0
Total	7	18	2.6	13	0



Jeff Robinson

Tight End

6'4" ★ 264 ★ 2/20/70

Idaho

UFA (St. Louis) for '02

NFL: 10th Year ★ Cowboys: 2nd Year



**GAMES/STARTS** (regular season, playoffs): 1993 (16/0-Den), 1994 (16/0-Den), 1995 (16/0-Den), 1996 (16/0, 1/0-Den), 1997 (16/0-StL), 1998 (16/0-StL), 1999 (16/9, 3/0-StL), 2000 (16/2, 1/0-StL), 2001 (16/6-StL), 2002 (IR). Totals - 144/17.

**PRO:** Jeff Robinson's streak of 144 consecutive games played through his career came to an end after tearing his ACL in a training camp practice Aug. 20. After spending the 2002 season in rehabilitation, Robinson is looking to rebound from the injury and regain his role as the team's deep snapper. He signed with the Cowboys March 5, 2002 after the team struggled to find a consistent deep snapper throughout the 2001 season. Robinson, originally drafted as a defensive end by the Denver Broncos in





the fourth round (98th overall) of the 1993 NFL Draft, signed as an unrestricted free agent with the St. Louis Rams in 1997 and showed his versatility while making a mid-career switch from defensive end to tight end. He is an experienced deep snapper and tight end who adds stability to the special teams units.

**2002:** After signing with the team March 5, Robinson tore his ACL in a training camp practice Aug. 20. He was placed on injured reserve Aug. 27 and underwent surgery Sept. 13. He spent the season rehabilitating from the surgery.

**2001:** Robinson started a career-high nine games for the Rams, finishing with 11 receptions for 108 yards and a touchdown while adding five special teams tackles serving as the team's deep snapper. In the season opener at Philadelphia (9/9), he tied his career-high with two catches for 26 yards and added two special teams tackles. At San Francisco (9/23), Robinson caught one pass for one yard before tying a career-high with two receptions for 14 yards while making his first start of the season against Miami (9/30). At Detroit (10/8), he caught one pass for five yards, then started at fullback against the N.Y. Giants (10/14), catching a pass for three yards and tallying a tackle on special teams. Against Carolina (11/11), he caught one pass for six yards before starting at fullback and registering two receptions for 27 yards at New England (11/18). Against San Francisco (12/9), he added another catch for 26 yards.

**2000:** Robinson once again saw action in all 16 games while starting two games at tight end. He ended the season with five catches for 52 yards while adding five special teams tackles. With the help of Robinson at deep snapper, kicker Jeff Wilkins led the NFL and tied the league record for field goal percentage in a season, connecting on all 17 attempts. Robinson started the season opener against Denver (9/4), recording one reception for three yards. He added eight yards on one catch the following week at Seattle (9/12) before earning his second start at San Francisco (10/29) and finishing with two receptions for a career-high 34 yards and two special teams tackles.

**1999:** He continued his seven-year streak of playing in every game despite making the switch from defensive end to tight end and continuing in the role of deep snapper. He started nine games at tight end, finishing with six receptions for 76 yards and two touchdowns. He recorded his first post-season touchdown on a 13-yard pass in the Divisional Playoff Game against Minnesota (1/16/00) in route to capturing the Super Bowl XXIV title.

**1998:** Robinson returned to the Rams and posted five tackles and four quarterback pressures while adding 11 special teams tackles. He was the team's deep snapper, helping punter Rick Tuten finish fourth in the NFC with an average of 44.2 yards-per-punt. He recorded his first NFL touchdown on a four-yard pass from Steve Bono against Carolina (11/22).

**1997:** He was signed by St. Louis as an unrestricted free agent from the Broncos, seeing action in 16 games and recording six tackles and 12 special teams stops - fourth on the team.

**1996:** As the Broncos' deep snapper, he saw action in all 16 games and the playoff game against Jacksonville (1/4/97). He also saw time at defensive end in reserve roles.

**1995:** Robinson saw action along the defensive line, posting eight tackles, a pass defended and one fumble recovery. In his first season handling the deep snapping responsibilities in Denver, Robinson helped Jason Elam tie for second in the NFL in scoring among kickers.

**1994:** He returned to the Broncos for his sophomore campaign, seeing action mainly on special teams. He did register a career-high 14 tackles from his defensive end position.

**1993:** Robinson was selected in the fourth round (98th overall) in the NFL Draft by the Broncos. He saw action in all 16 games as a rookie, tallying 13 tackles, 3.5 sacks, two fumble recoveries and a forced fumble.

**COLLEGE:** As a senior, Robinson was named All-America, All-Big Sky Conference and conference Defensive Player of the Year after closing out his senior year with 79 tackles, 13.5 sacks, 27 stops for losses, 35 quarterback pressures, six forced fumbles and five passes defended. In 1991, he was named second team All-America and first team All-Big Sky as he recorded 77 stops, 20 sacks and 28 tackles for losses as a junior. As a sophomore, Robinson was an all-conference academic selection while securing All-Big Sky and defensive MVP honors with 83 tackles, 16 sacks and 21 tackles for losses. As a redshirt freshman in 1989, he started nine games, posting 38 tackles, eight sacks, three forced fumbles, three fumble recoveries and three interceptions. He redshirted his true freshman year.

**PERSONAL:** Robinson was a three-time all-Greater Spokane League selection at tight end and line-backer during his three-year prep career at Ferris High School in Spokane, Wash. He also lettered in basketball and baseball twice. He graduated Idaho with a degree in finance. While on injured reserve in 2002, Robinson joined other Cowboys injured players Thanksgiving week and attended a holiday party for 200 terminally ill and mentally challenged children hosted by Pappas Brothers Steakhouse in Dallas.

## ROBINSON'S NFL TOTALS

Year	No.	Receiving				TD
		Yds.	Avg.	Long	TD	
1998 (SIL)	1	4	4.0	4t	1	
1999 (SIL)	6	76	12.7	30	2	
2000 (SIL)	5	52	10.4	27	0	
2001 (SIL)	11	108	9.8	26	1	
2002		Injured Reserve/Knee				
Totals	23	253	11.0	30	4	

Playoffs					
1999 (SIL)	2	24	12.0	13t	1
2001 (SIL)	3	45	15.0	27	0
Totals	5	69	13.8	27	1

Year	No.	Opponents' Fumbles Recovered				TD
		Yds.	Avg.	Long	TD	
1993	1	-10	-10.0	-10	0	
1995	1	0	0.0	0	0	
Totals	2	-10	-5.0	-10	0	

**Additional Statistics**  
**Special Teams Tackles:** 1994 (3), 1995 (2), 1996 (2), 1997 (12), 1998 (11), 1999 (2), 2001 (5). Total - 34.

## ROBINSON'S NFL TOTALS (cont.)

Year	Solo	Tackles Ast.	Tot.	Sacks	Passes Def.	For. Fum.
1993 (Den.)	7	6	13	3.5 (-18)	1	1
1994 (Den.)	8	6	14	1.0 (-1)	1	0
1995 (Den.)	3	3	6	1.0 (-5)	0	0
1996 (Den.)	1	1	2	0.5 (-3)	0	0
1997 (StL.)	3	3	6	0.5 (-3)	1	0
1998 (StL.)	2	3	5	0.0 (-0)	0	0
Totals	24	22	46	6.5 (-30)	3	1



## Derek Ross

### Cornerback

5'10" ★ 197 ★ 1/5/80

Ohio State

D-3 for '02 (75th overall)

NFL: 2nd Year ★ Cowboys: 2nd Year



#### GAMES/STARTS: 2002 (14/9).

**PRO:** It is rare for a rookie cornerback to enter the NFL and have a dramatic impact on the overall production of a defensive unit, but third-round draft choice Derek Ross did just that as a first year pro in Dallas in 2002. He led all NFL rookie corners in interceptions with five, while proving to be the type of physical run stopper that can make a difference in any situation in a game. Ross has a solid physical build to go along with a naturally aggressive style of play. He has an instinctive knack for being around the ball, and he has displayed no signs of being overwhelmed or intimidated by some of the NFL's elite receivers. He is still raw and unpolished in many aspects of his development, but Ross possesses all of the tools – including a competitive temperament – to be a solid corner in the NFL for years to come.

**2002:** If nothing else, Ross established a league-wide reputation as a rookie playmaker in his first season in Dallas. He led all NFL rookie cornerbacks in interceptions with five, tying for 10th among all NFL defensive backs. His five interceptions were the most by a Dallas rookie since 1981 when Everson Walls recorded 11 and Michael Downs had seven. Rookie safeties Roy Williams and Ed Reed (Baltimore) also had five interceptions in 2002. In addition to tying for the team lead in interceptions, Ross also led the Cowboys in passes broken up with 12. Although he missed the final two games of the year with a hip contusion, Ross was Dallas' ninth leading tackler with 67 stops. Ross was one of only four starting rookie corners in the league in 2002, and only one of those starters was drafted higher than Ross. He finished a stellar season by earning All-Rookie honors from *Pro Football Weekly*. He made his NFL debut in the season opener at Houston (9/8), where he registered one special teams tackle. In the following week's win over Tennessee (9/15), he saw action in the second quarter at left cornerback due to injuries and broke up one pass. He finished the day leading the team in special teams tackles with three, including one of Derrick Mason for a three yard loss on a punt return. He took over for Duane Hawthorne (strained hamstring) at Philadelphia (9/22) mid-way through the third quarter and recorded one tackle and broke up a pass. He earned his first NFL start the following week at St. Louis (9/29), replacing the injured Hawthorne at left cornerback and finishing second on the team with nine tackles. He started the following week against the Giants (10/6) and responded with seven tackles, two pass deflections and his first career interception. In the 14-13 win over Carolina (10/13), Ross registered six tackles and broke up a pass. After three consecutive starts in place of the injured Hawthorne, Ross returned to the sideline at Arizona (10/20) as Hawthorne moved back into the starting lineup at left cornerback. Ross recorded one special teams tackle against the Cardinals. In the loss to Seattle (10/27) Ross played inside in the nickel package and recorded his second interception of the season. He returned to the starting lineup at Detroit (11/3) and picked off two Joey Harrington passes. It was the first time a Dallas rookie had recorded multiple interceptions in a game since Everson Walls did so against Buffalo on Nov. 9, 1981. He also broke up another pass and added five tackles on the day as the Lions were limited to 96 net yards passing, including a long pass of 13 yards. In the loss at Indianapolis (11/17), Ross recorded a career-high 13 tackles, marking the most tackles by a Dallas cornerback since game-by-game records were kept beginning in 1984. In the win over Jacksonville (11/24), he recorded four tackles, a tackle for a loss and broke up a pass while helping limit the Jags to 194 net yards passing, including a 9.5-yards-per-catch average and just one pass over 20 yards by the Jags three wide receivers. In the Thanksgiving Day win over Washington (11/28), Ross recorded his team leading fifth interception of the season and broke up two passes. He finished the day second on the team with eight tackles as the Redskins were limited to 121 yards on eight second half possessions. In the following week's loss to San Francisco (12/8), he tallied nine tackles and helped limit San Francisco to 17 points through the first 50 minutes of the game before suffering a bruised left hip. The injury kept him out of the final 10 minutes of the game. After missing the week of practice



leading up to the loss at the N.Y. Giants (12/15), Ross started the game and responded with four tackles. He then sat out the Philadelphia (12/21) and Washington (12/29) games with lingering problems from his hip contusion.

**COLLEGE:** In just one season as a starter at Ohio State, Ross emerged as one of the top corners in the college game. As a senior, he earned All-Big Ten Conference second-team selection while starting all season at weakside cornerback. His seven interceptions ranked among the nation's leaders, and his big-play ability allowed him to bring those picks back for 194 yards and a touchdown. His 217 career yards in interception returns ranks fourth on the school's all-time list. He finished his career with 91 tackles and three blocked punts. His seven pass thefts in 2001 ranked fifth on the school's single-season charts, while his 194 yards set a Buckeye record. In addition, Ross recorded 41 tackles, including three stops behind the line of scrimmage, and a sack. Ross spent most of his junior season as the team's third cornerback while excelling on special teams. He recorded 37 tackles and intercepted two passes.

**PERSONAL:** Ross was an all-state quarterback and the South Carolina Offensive Player of the Year while starring at Northwestern High School in Rock Hill, S.C. Northwestern finished second in the state his senior year with a 12-3 record. Excelling on both sides of the ball, Ross had 15 interceptions for his career as a cornerback and totaled 25 touchdowns as a junior. In 2003, Ross was the recipient of the Torch Award give by the Urban League of Greater Dallas for his off the field contributions to the community. As a member of the Cowboys 2002 Rookie Club – a program designed to introduce rookie team member to community service in the Dallas area – Ross participated in monthly charity visits to non-profit organizations serving children. He majored in criminology at Ohio State.

## ROSS'S COWBOYS TOTALS

Year	Solo	Tackles Ast.	Tot.	Sacks	Tkl/ Loss	QB Press.	Passes Def.	For. Fum.	Special Teams Solo	Ast.	Tot.
2002	53	14	67	0.0 (0)	1(-1)	0	12	0	4	3	7

Year	No.	Int. Yds.	Avg.	Long	TD
2002	5	17	3.4	12	0

**Single Game Bests**  
 Tackles – 13 at Indianapolis, 11/17/02  
 Interceptions – 2 at Detroit, 11/3/02  
 Passes Defended – 3 at Detroit, 11/3/02  
 Long Interception Return – 12 at Detroit, 11/3/02



## Lynn Scott

### Safety

6'0" ★ 210 ★ 6/23/77

Northwestern Oklahoma

FA for '01

NFL: 3rd Year ★ Cowboys: 3rd Year



**GAMES/STARTS:** 2001 (14/0) 2002 (14/0). Total (28/0).

**PRO:** Lynn Scott impressed coaches in the 2001 preseason with his bone-jarring hits and smart special teams play, earning a roster spot as a rookie free agent. He has continued his hard hitting and play-making on special teams – evoking memories of another Cowboys rookie free agent success story, Bill Bates – while seeing time in certain nickel and dime packages. Scott is looking to be a key cog in a much improved secondary this season.

**2002:** Scott returned for his sophomore campaign and saw action on defense right off the bat as he filled in at strong safety for Tony Dixon (hamstring) against Tennessee (9/15). He ended the day with a career-high four stops. At St. Louis (9/29), Scott saw considerable action in the nickel package and tallied three tackles. Against the N.Y. Giants (10/6), he posted a tackle and a special teams stop before spraining his right great toe and missing the entire second half. He was inactive against Carolina (10/13) and at Arizona (10/20) with the toe injury, then returned to action and posted two tackles and a team-high three special teams stops against Seattle (10/27). He batted down a pass working the slot at the N.Y. Giants (12/15). He tallied two stops against Philadelphia (12/21) before adding two more in the season finale at Washington (12/29).

**2001:** After earning a roster spot with his play on special teams in the preseason, Scott went on to finish third on the team with 15 special teams tackles during the regular season. In the season opener against Tampa Bay (9/9), Scott made his NFL debut as a safety in the nickel package and recorded one tackle. At Philadelphia (9/30), he finished second on the team with two special teams tackles and recovered a fumble on the opening kickoff that set up a Cowboys field goal. He led the team with four special teams stops at Oakland (10/7) and then logged one tackle at safety and one on special teams against Philadelphia (11/18). At Washington (12/2), he logged one special teams tackle. At Seattle (12/16), Scott saw brief action in place of Darren Woodson at strong safety, recording one tackle while adding another on special teams. He was a game-day deactivation against San Francisco (12/30) and at Detroit (1/6/02).

**COLLEGE:** Scott was a three-time NAIA All-America at Northwestern Oklahoma. As a senior, he was also named All-Central States Football League Defensive Player of the Year after totaling 72 tackles, nine passes defended and four interceptions and returning 26 punts for a school-record 595 yards (22.9 avg.) and four touchdowns. As a junior, he totaled 87 stops and five picks while returning 16 punts for 197 yards (12.3) and a score. He tallied 49 tackles and two interceptions while returning 12 punts for 337 yards (28.1) and two scores to lead the nation as a sophomore. As a freshman, Scott totaled 90 stops and two picks while returning 17 punts for 208 yards. His 1,337 career punt return yards is a NOU record.

**PERSONAL:** Scott was born in Turpin, Okla., where he starred on the Turpin High School football team. As a rookie, he was a member of the Cowboys inaugural "Rookie Club," a program designed to introduce rookies to community service. Throughout the season, the rookies made visits to and spent time with children at Children's Medical Center of Dallas, Oak Cliff Boys and Girls Clubs, The Salvation Army and its Christmas Distribution Center. Scott holds a bachelor's degree in education.

SCOTT'S COWBOYS TOTALS

Year	Tackles		Tot.	Sacks	QB Press.		Passes Def.	For Fum.	Special Teams		
	Solo	Asst.			No.	Yds.			Solo	Asst.	Tot.
2001	2	3	5	0.0 (0)	0	0	0	0	6	9	15
2002	7	8	15	0.0 (0)	1	2	0	0	4	4	8
Total	9	11	20	0.0 (0)	1	2	0	0	10	13	23

Year	Opponents' No.		Fumbles Recovered		TD
	No.	Yds.	Yds.	Long	
2001	2	0	0.0	0	0



# Al Singleton

Linebacker

6'2" ★ 228 ★ 8/7/75

Temple

UFA (Tampa Bay) for '03

NFL: 7th Year ★ Cowboys: 1st Year



**GAMES/STARTS** (regular season, playoffs): 1997 (12/0 - T.B.), 1998 (15/0 - T.B.), 1999 (15/0, 1/0 - T.B.), 2000 (13/1, 1/0 - T.B.), 2001 (16/0, 1/0 - T.B.), 2002 (16/14, 3/2 - T.B.). Totals - 87/15, 6/2.

**PRO:** Looking to add a big linebacker to their defense, the Dallas Cowboys signed free agent Al Singleton on March 13, 2003. Singleton, originally a fourth-round selection (128th overall) of the Tampa Bay Buccaneers in 1997, is an experienced linebacker who knows the hard work and dedication it takes to reach the top, having helped the Bucs defense achieve the league's top ranking while propelling Tampa Bay to the Super Bowl XXXVII championship. Working alongside Dexter Coakley and Dat Nguyen, his desire and tenacity will help solidify a young Cowboys defense that continues to show improvement.

**2002:** Singleton moved into the Bucs starting lineup at strongside linebacker and posted a career-high 89 tackles while adding three passes defended, a sack and an interception. His play helped propel the Buccaneers to the league's top ranking in defense and the Super Bowl XXXVII championship. He opened the season with seven tackles and a special teams stop against New Orleans (9/8), missing the start as the Bucs opened in a nickel package. He started the following week at Baltimore (9/15) and posted a career- and team-high 11 tackles. He tied for the team lead with 10 tackles against St. Louis (9/23) before posting five tackles at Cincinnati (9/29) and another seven stops at Atlanta (10/6). He posted two tackles against Cleveland (10/13) then registered three stops at Philadelphia (10/20). The following week at Carolina (10/27), Singleton totaled six tackles before tallying two stops and his first interception of the season against Minnesota (11/3). He then posted six tackles and a pass defended in the rematch against Carolina (11/17). He totaled five tackles against Green Bay (11/24) despite not starting because Tampa opened in a nickel package. At New Orleans (12/1), he registered five tackles and his first sack on the season, forcing an Aaron Brooks fumble on the play. He totaled eight stops against Atlanta (12/8) before posting four tackles and a pass defended at Detroit (12/15). He registered four tackles against Pittsburgh (12/23), then closed the regular season with four stops at Chicago (12/29). Singleton kicked off the Bucs playoff run with a tackle, a sack, a forced fumble and two passes defended in the NFC Divisional Playoff Game against San Francisco (1/12/03). In the NFC Championship Game at Philadelphia (1/19/03), he recorded a team-high tying seven tackles. He did not start Super Bowl XXXVII against Oakland (1/26/03), but posted a tackle against the Raiders. He finished Tampa Bay's three game postseason jaunt with nine tackles, two passes defended, a sack and a forced fumble.

**2001:** Playing as a reserve, Singleton saw action in all 16 games and recorded 32 tackles, two passes defended, a sack and 10 special teams tackles, the sixth best special teams total on the team. After opening the season with a special teams tackle at Dallas (9/9), he saw considerable action at linebacker against Minnesota (9/30) and posted four tackles and a special teams stop. He again tallied four stops





against Green Bay (10/7) while adding two special teams tackles. He recorded three tackles at Tennessee (10/14) before registering a tackle, a sack and a special teams stop against Minnesota (10/28). His sack against the Vikings was one of four sacks on the day by the Buccaneers defense. In the rematch against Detroit (12/9), Singleton totaled two tackles and a pass defended. The following week in a rematch at Chicago (12/16), he tallied three stops and a pass defended while adding a special teams tackle. He closed the season with a flurry, registering four tackles against Baltimore (12/29) and a season-high five stops against Philadelphia (1/6/02). He then totaled a tackle, a pass defended and a special teams stop in a wild card playoff game at Philadelphia (1/12/02).

**2000:** After an offseason rehabilitating his fractured ankle, Singleton returned to the playing field and saw action in 13 regular season games as a reserve linebacker and on special teams. He finished the season with 32 tackles, a pass defended and a forced fumble while tying for fifth on the team with 11 special teams stops. He kicked off the season by posting a career-high three special teams stops against Chicago (9/10). The following week at Detroit (9/17), he tallied two tackles playing linebacker, a special teams tackle and a blocked punt at Detroit (9/17). While subbing for Shelton Quarles at strongside linebacker against the N.Y. Jets (9/24), Singleton contributed three tackles. He again recorded three tackles at Washington (10/1) before totaling four stops and a pass defended against Detroit (10/19). He started his first career game at Atlanta (11/5) and recorded a then career-high 10 tackles. He returned to a reserve capacity against Green Bay (11/12) and collected two stops and forced a fumble in spot duty. He posted three special teams tackles against Buffalo (11/26) before suffering a knee injury against Dallas (12/3), which forced him to miss the final three games of the regular season. He returned to action in a wild card playoff game at Philadelphia (12/31) and registered two tackles, half a sack and a team-high two special teams stops.

**1999:** For the first time in his career, Singleton saw action in all 16 regular season games, recording 26 tackles, his first career interception and 10 special teams stops. He tallied two tackles against Denver (9/26) and two stops, a pass defended and two special teams tackles against Chicago (10/24). His pass deflection against the Bears occurred on a third-and-10 play in the fourth quarter that helped preserve a 6-3 Bucs victory. He registered two tackles and two special teams stops at New Orleans (11/7), then picked off his first career pass at Seattle (11/28), one of five Buccaneers interceptions on the day. He also totaled three tackles and a special teams stop against the Seahawks. He registered three tackles and a special teams stop at Oakland (12/19). Singleton posted a single tackle in a Divisional Playoff Game win against Washington (1/15/00) before fracturing his left ankle in the fourth quarter. The fractured ankle forced him to miss Tampa's NFC Championship Game loss at St. Louis (1/23/00).

**1998:** Singleton registered 18 tackles and a pass defended while playing in 15 games during his second professional campaign. He also contributed four special teams tackles. He recorded his first career defensive tackle at Minnesota (9/6) then posted three more stops at New Orleans (10/25). He registered two tackles and his first career pass defended in brief action against Minnesota (11/1). He also forced the Vikings only turnover of the game, pressuring Randall Cunningham into a fourth quarter pass that was intercepted by Derrick Brooks to set up a Bucs field goal. He tallied a tackle in brief action against Tennessee (11/8) and two stops at Jacksonville (11/15). He posted a season-high four stops in a Monday Night Football victory against Green Bay (12/7). The only game he missed during the season was the finale at Cincinnati (12/27) when he was inactive.

**1997:** Singleton saw action in 12 games as a rookie member of the Bucs' special teams units, posting four special teams tackles and blocking two punts, one of which he returned for a touchdown. He was the only member of the Tampa Bay squad to block a punt, and the only defensive player to score a touchdown. He started his rookie campaign with a bang against Arizona (9/28), blocking a Jeff Feagles punt, recovering the ball and returning it 28 yards for the Bucs' first touchdown of the game. That play marked Tampa's first score off a blocked punt since Ricky Reynolds returned a blocked punt 33 yards for a score at Washington on Oct. 22, 1989. Singleton blocked his second punt of the season at the N.Y. Jets (12/14), then recovered the loose ball at the Jets' 23-yard line. Singleton was originally drafted by Tampa Bay in the fourth round (128th overall) of the NFL Draft.

**COLLEGE:** Singleton finished his collegiate career as Temple's third all-time leading tackler, notching 390 career stops. He also added 11 passes defended, seven forced fumbles, five sacks, an interception and a fumble recovery while starting 39-of-41 career games. He was tabbed the Owls defensive captain as a senior and earned All-Big East honors at middle linebacker after leading the team with 134 tackles, breaking up five passes, forcing two fumbles and intercepting a pass. He started all 11 games as a junior at middle linebacker and posted a career-high 151 tackles to become only the fourth player in Temple history to surpass the 150-tackle plateau. He also added a sack, a pass defended and a fumble recovery while posting double digit tackles in each of the Owls' last 10 games. Singleton played strongside linebacker as a sophomore and finished second on the squad with 74 stops while setting a school record with five forced fumbles. He also contributed five passes defended, a sack and a blocked punt while starting all 11 games. He played in eight games, starting six at strongside linebacker, as a freshman and recorded 31 tackles, 1.5 sacks and a stop behind the line of scrimmage. He missed the final three games of his freshman season with a fractured right arm.

**PERSONAL:** Alshermund Glendale Singleton was a *SuperPrep* All-America and second-team all-state selection as a senior at Irvington, N.J., High School. He was also recognized as the fourth rated outside linebacker prospect in the state and was selected to play in the New Jersey North-South All-Star game. Singleton, who graduated from Temple with a degree in sports recreation management, enjoys snakes and owns two boa constrictors. He is a student of the game, listing watching highlight film as a hobby.

## SINGLETON'S NFL TOTALS

Year	Tackles		Tot.	Sacks	Tkl/ Loss	QB Press.	Passes Def.	For. Fum.	Blk. Kick	Special Teams		
	Solo	Asst.								Solo	Asst.	Tot.
1997 (TB)	0	0	0	0.0 (0)	0(0)	—	0	0	2	4	0	4
1998 (TB)	13	5	18	0.0 (0)	0(0)	—	0	0	0	3	1	4
1999 (TB)	15	11	26	0.5 (-4)	0(0)	—	2	0	0	11	4	15
2000 (TB)	20	12	32	0.0 (0)	0(0)	—	1	1	1	7	4	11
2001 (TB)	17	15	32	1.0 (0)	0(0)	—	2	0	0	8	3	11
2002 (TB)	54	35	89	1.0 (-4)	0(0)	—	3	1	0	3	0	3
Totals	119	78	197	2.5 (-8)	0(0)	—	8	2	3	36	12	48

Playoffs												
Year	Tackles		Tot.	Sacks	Tkl/ Loss	QB Press.	Passes Def.	For. Fum.	Blk. Kick	Special Teams		
	Solo	Asst.								Solo	Asst.	Tot.
1999 (TB)	1	0	1	0.0 (0)	0(0)	—	0	0	0	0	0	0
2000 (TB)	0	2	2	0.5 (0)	0(0)	—	0	0	0	1	1	2
2001 (TB)	0	1	1	0.0 (0)	0(0)	—	1	0	0	1	0	1
2002 (TB)	9	0	9	1.0 (-6)	0(0)	—	1	1	0	0	0	0
Totals	10	3	13	1.5 (-6)	0(0)	—	2	1	0	2	1	3

Year	Pass Interceptions				
	No.	Yds.	Avg.	Long	TD
1999 (TB)	1	7	7.0	7	0
2002 (TB)	1	0	0.0	0	0
Totals	2	7	3.5	7	0

**Single-Game Bests**  
Tackles - 11 at Baltimore, 9/15/02  
Playoffs - 7 @ Philadelphia, 1/19/03



## Zuriel Smith

### Wide Receiver

6'2" ★ 166 ★ 1/15/80

Hampton

D6b for '03 (186th overall)

NFL: Rookie ★ Cowboys: Rookie



**COLLEGE:** Always looking for a player who can make plays in multiple facets of the game, the Dallas Cowboys drafted Zuriel Smith with their second pick in the sixth round (186th overall) of the 2003 NFL Draft. Smith, a small college speedster, showed during his collegiate career that he can make plays down the field, averaging 14.6 yards-per-reception while posting an eye-popping 16.8 yards-per-punt return at Hampton. He is a solid route runner who knows how to effectively use his body to shield opponents from the ball while having an explosiveness on punt returns that allows him to quickly clear the initial wave of defenders. Smith, who is looking to make the jump from Division I-AA football to the NFL, will be counting on his big-play ability to land a spot on the Cowboys depth chart as a receiver and kick returner.

**2002:** Smith closed out his collegiate career by earning AFCA All-America honors after posting a team-high 53 receptions for 773 yards (14.6 avg.) and six touchdowns and returning 27 punts at an 18.5 yards-per-return clip, including one taken back for a touchdown. Smith opened the season with four catches for 72 yards and two scores and a 26-yard punt return against James Madison. He eclipsed the century mark in receiving yards - 109 on four catches with a touchdown - and punt return yards - 102 on two returns - against Howard. He posted seven receptions for 85 yards against Alcorn State and six catches for 92 yards at Delaware State before catching a season-high eight passes for 73 yards and a touchdown against Bowie State. Smith returned five punts for 99 yards against Norfolk State and then posted a season-high 142 receiving yards and a score on seven catches at South Carolina State. In four career games against South Carolina State, Smith caught 35 passes for 536 yards (15.3 avg.) and five touchdowns. He caught seven passes for 71 yards and a score while returning his only career kickoff 57 yards against Florida A&M.

**2001:** Smith put together a career-year as a junior, catching a team- and career-high 58 passes for 732 yards and six scores to earn All-MEAC honors. He led the conference with 66.5 receiving yards-per-game while ranking second in all-purpose yards. He also continued to showcase his ability to return punts, averaging 17.7 yards on 29 punt returns, including four for touchdowns. He opened the season with nine catches for 98 yards at New Hampshire. He then returned three punts for 178 yards and three touchdowns against Virginia State, tying the NCAA I-AA record for punt return touchdowns in a game. He led the team with five catches for 53 yards against Rhode Island before posting a team-high six receptions for 93 yards and a touchdown at Norfolk State while returning five punts for 55 yards. He set career-highs with 13 receptions for 160 yards while returning four punts for 48 yards against South Carolina State. He had six catches for 74 yards against Florida A&M and nine receptions for 124 yards and three scores at Bethune-Cookman. Smith returned six punts for 132 yards (22.0 avg.) at North Carolina A&T.

**2000:** Smith caught a team-high 47 passes for 816 yards (17.4 avg.) and five touchdowns to earn selection to the VASIDA All-State team. He also returned five punts for 40 yards (8.0 avg.). He caught six of the Pirates nine completions for 63 yards against Southern before posting five receptions for 122 yards





against Delaware State. He caught seven passes for a season-high 150 yards and a touchdown against Norfolk State then posted his third consecutive 100-yard receiving game with 141 yards and two touchdowns on seven catches at South Carolina State. Smith registered five of Hampton's nine completions for 66 yards against Bethune-Cookman and five-of-10 completions against North Carolina A&T.

**1999:** As a redshirt freshman, Smith saw action in 10 games and closed the year tied for the team lead with 31 catches for 429 yards and four touchdowns. He also averaged 13.0 yards on seven punt returns. Smith posted six receptions for 63 yards and returned three punts for 62 yards against Howard. He then caught a season-high eight passes for a season-high 93 yards and two touchdowns against South Carolina State. Late in the season against Bethune-Cookman, he registered five receptions for 89 yards and a score. He caught five passes for 51 yards, including a 20-yarder, in postseason action against Southern.

**1998:** Smith was redshirted as a true freshman.

**PERSONAL:** Smith was a three-sport (football, track and basketball) standout performer for Atlee High School in Mechanicsville, Va. He earned all-state honors as a freshman, sophomore, and junior high jumper, long jumper and triple jumper for the track team, consistently ranking in the top five in the state as a junior. Smith did not join the football team until his junior year.

## SMITH'S HAMPTON TOTALS

Receiving					Punt Returns						
Year	No.	Yds.	Avg.	Long	TD	Year	No.	Yds.	Avg.	Long	TD
1999	31	429	13.8	35	4	1999	7	91	13.0	46	0
2000	47	816	17.4	61	5	2000	5	40	8.0	24	0
2001	58	732	12.6	52	6	2001	29	514	17.7	67	4
2002	53	773	14.6	67	6	2002	27	500	18.5	77	1
Totals	189	2,750	14.6	67	21	Totals	68	1,145	16.8	77	5

## Additional Statistics

**Rushing:** 2000 (2 for -2 yards).  
**Kickoff Returns:** 2002 (1 for 57 yards).



## Markus Steele

## Linebacker

6'3" ★ 240 ★ 7/24/79

Southern California

D-4 for '01 (122nd overall)

NFL: 3rd Year ★ Cowboys: 3rd Year



**GAMES/STARTS:** 2001 (15/10), 2002 (13/2) - Total 28/12.

**PRO:** Possessing solid speed, aggressiveness and athletic ability, Markus Steele fits the mold for Dallas linebackers. In a defensive scheme that thrives on the quickness and speed of its linebackers, Steele found a home as a rookie starter at strongside linebacker in 2001. He moved into a reserve role as a second-year player in 2002, and should challenge for playing time as a reserve in 2003. A fourth-round selection (122nd overall) in 2001, Steele took over the starting job in Week Six of his rookie season and never looked back. He made a name for himself as a very stout run defender who has the skills necessary to do battle with offensive tackles while also being able to cover tight ends. In his two years in Dallas, he has displayed the versatility to play at either the strongside or middle linebacker positions.

**2002:** After a productive year as a rookie starter in 2001, Steele moved to a reserve role for most of the 2002 season behind veteran free agent signee Kevin Hardy. Injuries at the middle linebacker position forced Steele into the starting role for three games at that spot mid-way through the season. In his first career start in the middle at Arizona (10/20), Steele posted eight tackles and a tackle behind the line of scrimmage. In the loss to Seattle (10/27), he earned his second start on the inside and recorded three tackles while helping the defense limit Shaun Alexander to a 2.5 yards-per-carry average on 23 carries (58 yards). At Detroit (11/3), he had an outstanding day with seven tackles, good for third on the team, and helped limit the Lions to 148 total yards, the fewest by a Dallas opponent since Sept. 8, 1996 when the Giants were held to 105 total yards. Detroit ran the ball 23 times for 52 yards (2.3 average) and was held out of the end zone. Steele's string of three straight starts ended when Dat Nguyen returned from injury at Indianapolis (11/17). In the win over Jacksonville (11/24), Steele tied for the team lead with two special teams tackles as the Jags were limited to a 17.0 average on four kickoff returns. He blocked a third quarter punt against San Francisco (12/8) to set up a Dallas touchdown. It was the first blocked punt by Dallas since Lemanski Hall blocked one at Indianapolis on Oct. 31, 1999. He also tied for the team lead with three special teams tackles in the loss to the 49ers.

**2001:** Although just a rookie, Steele handled the pressure of starting 10 games at strongside linebacker with a veteran's poise, finishing the season with 51 tackles. While starting the year as a reserve,



## MARKUS STEELE

### PLAYERS

he registered one tackle in limited action in his NFL debut against Tampa Bay (9/9). Against San Diego (9/23), Steele took over for starter Darren Hambrick in the second quarter after he suffered a left hip contusion. Steele recorded two tackles before Hambrick returned. He picked up his first career special teams tackle at Oakland (10/7). Following the release of Hambrick on Oct. 23, Steele moved into the starting strongside linebacker spot in the Cowboys win over Arizona (10/28). He responded by finishing the game third on the team with nine stops. He also broke up a Jake Plummer pass in the end zone in the 17-3 Dallas win. In his second career start, at the N.Y. Giants (11/4), Steele was second on the team with nine tackles. He recorded his first career tackle for lost yardage in the loss to Philadelphia (11/18), while finishing the day with nine tackles. Steele's efforts helped limit the eventual NFC East Champions to 227 total yards, including just 98 rushing yards on 35 carries (2.8 avg.). In the Thanksgiving Day loss to Denver (11/22), he was third on the team with nine tackles as the Broncos were limited to 3.1 yards-per-carry on the ground for the day (39 carries for 119 yards). At Washington (12/2), he recorded five tackles and a tackle for a loss before suffering a right knee contusion mid-way through the third quarter that forced him out of the game. In the following week's win over the Giants (12/9), Steele returned to the starting line-up but re-aggravated his right knee in the first quarter and was out for the remainder of the game. The injury kept him out of action at Seattle (12/16). He returned to the lineup at Arizona (12/23) and recorded three tackles while helping limit the Cardinals to 209 net yards of offense. Following his rookie season, Steele underwent surgery to repair the rotator cuff and biceps tendon in his right shoulder.

**COLLEGE:** As a senior, Steele was an All-Pac-10 Conference honorable mention selection, finishing third on the team with 61 tackles. While playing primarily at weakside linebacker, he also added three sacks and 17 stops behind the line of scrimmage. As a junior, Steele received honorable mention All-America recognition from *The Football News* while also gaining All-Pac-10 honorable mention honors. He closed the year second on the Trojans in tackles with 91. He also had 12 tackles behind the line of scrimmage, six passes defended, three sacks, three forced fumbles and two fumble recoveries. As a sophomore, at Long Beach City College, Steele earned J.C. Grid-Wire All-America and J.C. Athletic Bureau All-America Defensive Most Valuable Player honors after amassing 93 tackles, including 17 behind the line of scrimmage, eight sacks, three forced fumbles, two blocked kicks, a fumble recovery and an interception. His effort helped lead Long Beach City to a No. 6 national ranking with a 10-1 record. As a freshman, Steele earned J.C. Athletic Bureau All-State Region IV and All-Mission Conference Northern Division accolades after registering 96 stops, 20 tackles for losses, eight sacks and two interceptions.

**PERSONAL:** Born in Cleveland, Ohio, Steele was a star athlete at Chanel High School in Bedford, Ohio. As a senior, he ran for 17 touchdowns in just six games from the tailback position, while also playing middle linebacker. He also enjoyed a solid career as a power forward in basketball. During the 2003 off season, Steele participated in the annual Spina Bifida Bowl-a-thon and in 2002 he and his wife, Marina, were guest participants in the Cowboys annual NFL Football 101 Workshop for Women presented by JCPenney. At the event, which benefits The Salvation Army, the couple talked about life in the NFL from the player's perspective as well as the wife's vantage point with several hundred female attendees. Annually, the Steele's contribute to The Salvation Army Angel Tree program providing clothing and toys to needy children. As a rookie, Steele was a member of the Cowboys inaugural "Rookie Club," a program designed to introduce rookies to community service. Throughout the season, the rookies made visits to and spent time with children at Children's Medical Center of Dallas, Oak Cliff Boys and Girls Clubs, The Salvation Army and its Christmas Distribution Center. He also participated in the Jr. Cattle Baron's Ball Party for children suffering with cancer and joined the rest of the Cowboys linebackers to blitz hunger distributing 500 hams to underprivileged families as part of the the Hormel Hams for the Holidays program hosted at The Salvation Army Irving Corps. While at USC, he majored in history with a minor in sociology. Steele and his wife, Marina, have a daughter, Jordyn (10/10/00), and a son, Markus, Jr. (5/15/03).

### STEELE'S COWBOYS TOTALS

Year	Tackles		Tot.	Sacks	Tkl/ Loss	QB Press.	Passes Def.	For. Fum.	Blk. Kick	Special Teams		
	Solo	Ast.								Solo	Ast.	Tot.
2001	34	17	51	0.0 (0)	2(-9)	1	0	1	0	2	1	3
2002	13	5	18	0.0 (0)	1(-1)	0	0	0	1	11	3	14
Total	47	22	69	0.0 (0)	3(-10)	1	0	1	1	13	4	17

#### Single-Game Best

Tackles - 9 four times, last vs. Denver, 11/22/01





# Daleroy Stewart

## Defensive Tackle

6'4" ★ 327 ★ 11/1/78

Southern Mississippi

D-6 for '01 (171st overall)

NFL: 2nd Year ★ Cowboys: 2nd Year



**GAMES/STARTS:** 2001 (NFI), 2002 (0/0).

**PRO:** Daleroy (pronounced DALE-roy) Stewart has the size and athletic ability to excel at defensive tackle in the NFL. He brings a complete package of run stuffing ability and upfield pass rush to the defensive tackle rotation. He spent the 2002 season working alongside veterans La'Roi Glover, Brandon Noble and Michael Myers, and with the departure of Noble, Stewart should get his opportunity to get on the field in 2003.

**2002:** After making the active roster out of camp, Stewart was inactive for all 16 games.

**2001:** After undergoing surgery March 14 to repair a rotator cuff injury suffered as a senior at Southern Miss, Stewart was placed on the reserve/non-football injury list on Aug. 28. While rehabing his rotator cuff, he suffered a herniated disk in his back that required three injections and limited his ability to practice. He was finally returned to the reserve/non-football injury list on Dec. 4 for the remainder of the season.

**COLLEGE:** Stewart was a key component of a Golden Eagles defense that finished the year second in the nation in total defense as a senior, allowing just 268 yards-per-game. Stewart saw action in every game and finished 10th on the squad with 38 stops, including eight tackles behind the line of scrimmage. He also contributed four sacks for 32 yards in losses. As a junior, Stewart started the year as a back-up to fellow Cowboys draft choice John Nix, but he moved into the starting lineup and excelled with 47 tackles and 11 stops behind the line. As a reserve his first two seasons at Southern Miss, Stewart saw limited action in the defensive tackle rotation for the Golden Eagles.

**PERSONAL:** A business administration major, Daleroy Andrew Stewart was an all-state selection after recording 95 tackles, including 13 for losses, and seven sacks during his senior year at Vero Beach, Fla., High School. He was a member of the CompUSA Super Senior team and was selected to play in the Georgia/Florida All-Star game. He helped his high school team to a 23-3 record over his final two seasons and ranked among the best in the state in the discus and shot. As a rookie, Stewart was a member of the Cowboys inaugural "Rookie Club," a program designed to introduce rookies to community service. Throughout the season, the rookies made visits to and spent time with children at Children's Medical Center of Dallas, Oak Cliff Boys and Girls Clubs, The Salvation Army and its Christmas Distribution Center.



# Clint Stoerner

## Quarterback

6'2" ★ 225 ★ 12/29/77

Arkansas

FA for '00

NFL: 4th Year ★ Cowboys: 4th Year



**GAMES/STARTS:** 2000 (1/0), 2001(4/2), 2002 (0/0). Totals - 5/2.

**PRO:** In three years with the Dallas Cowboys, Clint Stoerner (pronounced STERN-er) has proven to be a reliable and valuable back up. After making the team as a rookie free agent in 2000, he solidified his roster spot in 2001 and proved his merit as a quarterback who could start and win in the NFL by earning a victory in his first career start - a 17-3 win over Arizona on Oct. 28, 2001. Stoerner will once again enter the season in a heated battle for a spot on Dallas's quarterback depth chart. The University of Arkansas' most prolific passer, Stoerner possesses solid poise and fine instincts for the position.

**2002:** Stoerner was inactive for all 16 games as the club's third quarterback.

**2001:** One-of-four Dallas quarterbacks to earn starting assignments in 2001, Stoerner directed the Cowboys to victory in his first career-start and took the team to the brink of a second straight win before falling in overtime. Injuries to Quincy Carter and Anthony Wright - and the mid-season addition of Ryan Leaf - had Stoerner moving up and down the Cowboys depth chart throughout the season. He finished



# CLINT STOERNER

PLAYERS

the year 26-of-49 for 314 yards, three touchdowns and five interceptions. In the season opener against Tampa Bay (9/9), he was a game-day deactivation as the team's third quarterback. Against San Diego (9/23), he was the Dallas back up, behind Anthony Wright after Carter was on the shelf with a thumb injury. Stoerner saw action on only one play – the game's final snap – against the Chargers. At Philadelphia (9/30), Stoerner quarterbacked the final two drives of the game and led Dallas to two touchdowns. In doing so, he completed four-of-seven passes for 44 yards and two touchdowns. With Carter's return as the starter at Oakland (10/7), Stoerner returned to the third quarterback slot. He moved back to the back up role in the 9-7 win over Washington (10/15) as Wright went the distance and finished the game despite suffering a knee injury that would cause him to miss the remainder of the season. With Carter and Wright both out, Stoerner accepted the responsibility of making his first career NFL start against Arizona (10/28). In leading the Cowboys to a 17-3 victory, he became the 10th Dallas quarterback to win his Cowboys starting debut. Stoerner scored the go-ahead touchdown with a six-yard quarterback draw play in the third quarter to put Dallas up 10-3. He finished the game nine-of-19 for 93 yards and one interception. In his second career start, at the N.Y. Giants (11/4), he completed his first eight passes of the game for 119 yards and a touchdown in guiding Dallas to a 24-7 halftime lead. He finished the game by hitting on 13-of-23 passes for 177 yards but was victimized by four interceptions. He was relieved by Leaf late in the fourth quarter before the Cowboys eventually fell in overtime by a 27-24 score. In the Cowboys' next three games, Stoerner served as the No. 2 man behind Leaf. After Carter's return to health – and the starting quarterback position – Stoerner was the team's third quarterback for the final six games of the season. Stoerner spent the spring of 2001 playing for the Scottish Claymores of NFL Europe. He closed the spring season 171-of-307 for 1,866 yards, 10 touchdowns and eight interceptions. He was the fifth-ranked passer in NFL Europe with a 73.8 rating.

**2000:** Stoerner was signed by Dallas as a rookie free agent on May 5 and turned in a productive training camp before being released on Aug. 27. He was immediately signed to the Dallas practice squad, where he spent the first week of the season. After Troy Aikman suffered a concussion in the season opener, Stoerner was moved to the Cowboy' active roster on Sept. 8. He saw his first NFL action against San Francisco (9/24), completing three-of-five passes for 53 yards and a touchdown. He was inactive as the third quarterback at Carolina (10/1) before being waived on Oct. 10 and immediately re-signed to the practice squad. Following Aikman's back injury against Jacksonville (10/29), Stoerner was again moved to the active roster on Nov. 1. He was inactive at Philadelphia (11/5), against Cincinnati (11/12) and at Baltimore (11/19) before being released Nov. 21. He re-signed to the practice squad Nov. 27 before again moving to the active roster Dec. 13 following Aikman's second concussion of the season, but was deactivated the final two weeks of the season.

**COLLEGE:** Stoerner completed 177-of-317 passes for 2,293 yards and 19 touchdowns as a senior at Arkansas. His completion and attempt totals were the second highest in school history, and his yardage and touchdown totals were third best in Arkansas annals. He also ranked fourth in the Razorbacks' record books with 2,233 total yards of offense. As a junior, Stoerner earned second-team All-SEC honors after completing 167-of-312 passes for 2,629 yards, 26 touchdowns and eight interceptions. His passing yards, touchdowns and total offensive yards (2,572) established school records. During his junior campaign, he passed for 334 yards against LSU to become the first Razorback to ever throw for more than 300 yards in three different games. As a sophomore, Stoerner set then school records for passing yards in a season (2,347) and in a game (387 against LSU). He finished the year 173-of-357 for 2,347 yards and 12 touchdowns.

**PERSONAL:** Stoerner earned all-district and honorable mention all-state honors after completing 148-of-247 passes for 2,416 yards and 28 touchdowns as a senior at Lee High School in Baytown, Texas. He took over quarterbacking duties following his junior season, when he caught 50 passes for 670 yards as a receiver. He also earned all-district honors as a punter following his junior season. He also participated in the 2002 and 2003 American Cancer Society's 'Lil' Gunslingers Party for pediatric patients at Medical City of Dallas, and participated in the Cowboys 2002 press announcement for the Cowboys annual Thanksgiving Day Salvation Army Kettle Kickoff. He and fellow Cowboys Daren Woodson and Ebenezer Ekuban volunteered at The Salvation Army Christmas Distribution Center during the 2000 holiday season and helped distribute gifts to families in need as part of the Angel Tree program.

### STOERNER'S COWBOYS TOTALS

Year	Starting Record	Passing							Sack/Yards	Rating
		Att.	Comp.	Yards	Pct.	TD	Int.	Long		
2000	0-0	5	3	53	60.0	1	0	29	2/21	135.8
2001	1-1	49	26	314	53.1	3	5	28	5/22	53.8
2002	0-0	0	0	0	0.0	0	0	0	0/0	0.0
Totals	1-1	54	29	367	53.7	4	5	29	7/43	61.3

Year	No.	Rushing		
		Yds.	Avg.	Long
2000	0	0	0.0	0
2001	9	27	3.0	13
2002	0	0	0.0	0
Totals	9	27	3.0	13





# Reggie Swinton

## Wide Receiver

6'0" ★ 186 ★ 7/24/75

Murray State

FA for '01

NFL: 3rd Year ★ Cowboys: 3rd Year



**GAMES/STARTS:** 2001 (15/1), 2002 (14/0). Total – 29/1.

**PRO:** After struggling to find a home with six teams in four leagues, Reggie Swinton arrived in Dallas in 2001 and proceeded to re-write the Cowboys kick return record books. He established team records for kickoff returns, kickoff return yards and combined kick return yards (kickoff and punt) to earn All-Pro honors as a rookie, then continued his trek in 2002 by moving into third on the Cowboys career kickoff return average list (24.1 avg.), behind Mel Renfro (26.4 avg.) and Herschel Walker (25.3 avg.). These accolades and records are far removed from his previous treks through the NFL, CFL, XFL and af2. Swinton, who surrendered his return duties late in the 2002 season, is looking to return to form as he tries to reclaim the return duties while continuing to work into the wide receiver rotation on offense.

**2002:** Swinton's sophomore campaign started and ended auspiciously, but he still managed to finish sixth in the NFC and 10th in the NFL with a 24.9 kickoff return average while catching seven passes for 63 yards and returning 19 punts for 141 yards (7.4 avg.). He also added five special teams tackles, the first of his career. He began the year by straining his hamstring in a preseason game at Carolina (8/17), and the recovery from the strain forced him to miss the first two games of the regular season. He made his first appearance of the season at Philadelphia (9/22) and returned his first kickoff 100 yards for a touchdown. The 100 yarder tied the fourth longest kickoff return in club history and was the first kickoff return for a score by Dallas since Kevin Williams went 87 yards with a return against Arizona on Oct. 9, 1994. Swinton finished the Eagles game with 213 kickoff return yards, breaking the club record of 205 yards set by Jason Tucker at the N.Y. Giants on Oct. 15, 2000, while his 215 combined return yards was the third best total in team history. He also caught three passes for 15 yards. At St. Louis (9/29), he averaged 20.5 yards on two punt returns and 24.5 yards on two kickoff returns. He caught his first passes of the season against the N.Y. Giants (10/6), posting two receptions for 22 yards while filling in for Joey Galloway (leg cramps). Swinton also had a 16-yard punt return and averaged 27.7 yards on three kickoff returns. He recorded a career-long 23-yard run against Carolina (10/13) before returning two kickoffs for 61 yards against Seattle (10/27). His two returns against the Seahawks pushed him past 75 career kickoff returns and moved him onto the club's all-time return list in third place at 24.7 yards-per-return. He returned five punts for 50 yards at Detroit (11/3) despite suffering a sprained right ankle that limited him in the second half. He recorded five kickoff returns for an 18.4-yard average at Indianapolis (11/17). With the coaching staff looking for a bigger spark in the return game, Swinton surrendered return duties to Woodrow Dentzler (kickoffs) and Galloway (punts) against Washington (11/28) on Thanksgiving Day. Swinton then took over the job of gunner on the punt team against the Redskins. He recorded his first career special teams tackles against San Francisco (12/8), then registered two more special teams stops at the N.Y. Giants (12/15) while catching two fourth quarter passes for 26 yards. He closed the year with a single special teams tackle at Washington (12/29).

**2001:** Swinton finished the af2 season as the leading receiver for the Arkansas Twisters. In 13 games with the Twisters, Swinton set franchise records with 85 receptions for 1,463 yards and 33 touchdowns. After joining the Cowboys in training camp in August, he went on to set single-season club records for kickoff returns (56), kickoff return yards (1,327) and combined kick return yards – punts and kickoffs – (1,741). His 414 punt return yards in 2001 was the seventh most in club history. He also tied the club mark for combined kick returns (87). He did this despite not taking over punt return duties until Week 7. His 13.7-yard average on punt returns ranked third in the NFL, second in the NFC, and his 23.7-yard average on kickoff returns was ninth in the NFL, seventh in the NFC. Those numbers earned him second-team All-Pro recognition from *College and Pro Football Newsweekly* as a punt returner. Swinton set the tone for his season in his NFL debut against Tampa Bay (9/9), returning his first kickoff 77 yards to set up Dallas's first field goal. He finished the day with three returns for 131 yards and a 43.7-yard average, the second-highest single-game kickoff return average in club history. Against San Diego (9/23), he moved into the lineup in multiple receiver sets after Raghbi Ismail left the game with a sprained right knee. He finished the day with his first two career receptions, good for 30 yards, while also averaging 25.4 yards on five kickoff returns. Swinton got his first taste of punt return duties at Philadelphia (9/30) when he took over for Wane McGarity (cramps) in the fourth quarter and recorded two returns for 14 yards. At Oakland (10/7), Swinton moved into the starting lineup at wide receiver with the mid-week release of McGarity and the continued injury to Ismail, earning his first NFL start in just his fourth NFL game. He responded with two receptions for 15 yards and continued to shine as a returner with three kickoff returns for 92 yards, including a 51-yarder. Also replacing McGarity as the club's punt returner, he had returns of 49 and 21 yards.



## REGGIE SWINTON

### PLAYERS

After suffering a strained hamstring in pregame warm-ups against Washington (10/15), Swinton left the game after returning the opening kickoff 10 yards. He was active but did not play while nursing the hamstring against Arizona (10/28). He returned to action at the N.Y. Giants (11/4) and contributed 187 return yards, averaging 14.0 yards on four punt returns and 21.8 yards on six kickoff returns. His 10 returns in the game (6-kickoff, 4 punt) tied the third highest combined total in club history. With seven kickoff returns for 187 yards (26.7 avg.) against Philadelphia (11/18), he tied the mark for the second most kickoff returns in a game in club history (Mel Renfro - 8 in 1964). Swinton's biggest day as a return man came in the Thanksgiving Day match-up against Denver (11/22) when he recorded his first punt return for a touchdown, taking one back 65 yards in the fourth quarter. He finished the day with season highs for punt returns (five) and punt return yards (100) and also added six kickoff returns for another 124 yards. His 11 total returns tied Butch Johnson for the second most in a game in club history, and his 224 total return yards for the game were the second most in club history. He then averaged 41.5 yards on two kickoff returns against the N.Y. Giants (12/9). Despite a slow day due to the weather at Seattle (12/16), Swinton managed to record six kickoff returns for 93 yards, giving him 1,216 kickoff return yards for the season, a club record. He also established a club record for combined kick return yards in a season at 1,554. Not to be forgotten as a receiver, Swinton recorded his first career touchdown reception with a 45-yard grab at Arizona (12/23) on his fifth career reception. He finished the day with three catches for a team-high 72 yards. He also added a 43-yard punt return to set up a first quarter field goal and became the club's single-season record holder for kickoff returns by adding three to his season total, breaking the mark of 51 set by Jason Tucker in 2000.

**2000:** Swinton went to camp with the Seattle Seahawks but was released prior to the season.

**1999:** Swinton signed with the Winnipeg Bombers of the CFL on July 13 and was released Aug. 2. He was re-signed Aug. 9 and released again Aug. 16. While with the Bombers, Swinton ranked 10th in the CFL in kickoff returns with a 25.8 avg. and one touchdown. He was picked up by the Edmonton Eskimos of the CFL on Sept. 13, but was released on Oct. 12.

**1998:** Swinton originally signed as a rookie free agent with the Jacksonville Jaguars but was released on the final cut down day.

**COLLEGE:** Swinton set Murray State records for most career receptions (133), career receiving yards (2,346) and single season receiving yards (1,042). He ranks second in all-time touchdowns with 27. As a senior, he finished the year with 35 receptions for 642 yards. Swinton was named first team All-Conference and second-team Division 1-AA All-America as a junior.

**PERSONAL:** Swinton was a standout athlete at Central High School in Little Rock, Ark. He earned all-state honors in football, baseball, basketball and track. As a senior, he was named his school's athlete of the year. His father and uncle were drafted by Major League Baseball teams. During the offseason, Swinton released his first rap CD entitled "Whatcha gone do?". In 2002, Swinton participated in the Cowboys High School Coach of the Week Program and presented the head coach of MacArthur High School in Irving, Texas a \$1,000 check for their football program. Swinton has two sons, Ryan (5/15/99) and Reggie II (8/5/02).

### SWINTON'S COWBOYS TOTALS

Receiving						Punt Returns						
Year	No.	Yds.	Avg.	Long	TD	Year	No.	FC	Yds.	Avg.	Long	TD
2001	7	117	16.7	45t	1	2001	31	8	414	13.4	65t	1
2002	7	63	9.0	16	0	2002	19	9	141	7.4	26	0
Total	14	180	12.9	45t	1	Total	50	17	555	11.1	65t	1

Rushing						Kickoff Returns					
Year	No.	Yds.	Avg.	Long	TD	Year	No.	Yds.	Avg.	Long	TD
2001	1	-4	-4.0	-4	0	2001	56	1,327	23.7	77	0
2002	1	23	23.0	23	0	2002	28	697	24.9	100t	1
Total	2	19	9.5	23	0	Total	84	2,024	24.1	100t	1

### Single-Game Bests

Receptions - 3 at Arizona, 12/23/01 and at Philadelphia, 9/22/02  
 Receiving Yards - 72 at Arizona, 12/23/01  
 Long Reception - 45t at Arizona, 12/23/01  
 Punt Returns - 5 Three times, last at Detroit, 11/3/02  
 Punt Return Yards - 100 vs. Denver, 11/22/01  
 Punt Return Average - 20.0 vs. Denver, 11/22/01 (5 ret.)  
 Long Punt Return - 65t vs. Denver, 11/22/01

Kickoff Returns - 7 vs. Philadelphia, 11/18/01  
 Kickoff Return Yards - 213 at Philadelphia, 9/22/02  
 Kickoff Return Avg. - 43.7 vs. Tampa Bay, 9/3/01  
 Long Kickoff Return - 100t at Philadelphia, 9/22/02

### Additional Statistics

Special Teams Tackles: 2002 (3-2 - 5)





# B.J. Tucker

## Cornerback

5'11" ★ 188 ★ 10/12/80  
**Wisconsin**  
**D6a for '03 (178th overall)**  
**NFL: Rookie ★ Cowboys: Rookie**



**COLLEGE:** A late bloomer who took over the starting right cornerback job as a senior at Wisconsin, B.J. Tucker went on to have an outstanding college campaign and should add immediate depth to the Dallas secondary. A superb athlete, Tucker excelled on the football field and the track at Wisconsin. He has learned to tap into his outstanding speed and acceleration to stay with receivers deep, and he has the leaping ability and explosion to go up for the football when it is in the air. Tucker will have the opportunity to grow and mature as a defensive back along with the rest of the Dallas secondary, helping to create a pass defense to be reckoned with in the years ahead.

**2002:** Tucker started all season at right cornerback and recorded a career-high 76 tackles, forced and recovered a fumble and broke up 12 passes. His five interceptions on the season placed him second in the Big Ten Conference as the Badgers compiled an 8-6 record and captured the Alamo Bowl title. At Nevada-Las Vegas, Tucker deflected two passes and recorded three tackles, and he added another four tackles against West Virginia. He was a defensive force against Northern Illinois, picking off his first pass of the season, deflecting two others, recovering a fumble and posting five tackles. He posted his first career multiple interception game with two picks in a 31-10 win over Arizona, while adding six tackles. Tucker took an interception back 65 yards for a touchdown against Penn State and then registered a career-high 13 tackles the next week at Indiana. In a 42-24 win at Michigan State, he recorded eight tackles, including one for a two-yard loss, and had a pair of pass deflections. Tucker picked off a Brad Banks pass at Iowa and added five tackles and forced a fumble. The following week against Illinois he was credited with nine tackles. Tucker finished his career with a pair of tackles as Wisconsin stunned 14th-ranked Colorado with a come-from-behind 31-28 overtime victory in the Alamo Bowl.

**2001:** As a junior, Tucker again saw action in nine games with two starts. He recorded 15 tackles and broke up two passes. He registered a season-high five solo tackles in a start at right cornerback against Oregon, and he followed that with five more tackles and a pass break-up against Illinois. On the track, Tucker finished second in the 100 meters as the Badgers' took home the Big Ten Conference outdoor track title in the spring.

**2000:** Tucker saw action in nine games, earning two starts at right cornerback, recording 23 tackles and seven passes defended. Against Oregon, he recorded a season-high seven tackles and three pass deflections in his second start of the season. He tied his season-high with seven stops against Northwestern. In the spring, Tucker and the Wisconsin track team defended their Big Ten Conference indoor and outdoor titles.

**1999:** Tucker saw action in one game as a freshman, making a tackle against Iowa. On the track, Tucker was a member of the Badgers' Big Ten Conference Champion indoor and outdoor teams, finishing second in the 60 meters at the 2000 indoor finals.


**PERSONAL:** Baigeh Joe Tucker was born in Sierra Leone, West Africa. His family moved to Seattle, Wash., in 1990 and later to Milwaukee, Wisc. He starred in football and track at Nicolet High School in Bayside, Wisc. As a senior, he earned *SuperPrep* All-America and North Shore Conference Defensive Back of the Year honors while also recording 38 receptions for 628 yards on offense. As a junior, he led the team in rushing. Tucker also excelled on the track where he was a four-time team track MVP and Wisconsin's 1998 Track Athlete of the Year. He was the 100- and 200-meter champion at the Nike Junior Olympics meet in Seattle in 1998. He finished his high school career with six state track titles (two each in the 100 and 200 and 400 relay). Tucker majored in legal studies at Wisconsin.

### TUCKER'S WISCONSIN TOTALS

Year	Tackles			Sacks	Tkl/ Loss	QB Press.	Passes Def.	For Fum.
	Solo	Ast.	Tot.					
1999	1	0	1	0.0 (0)	0(0)	0	0	0
2000	15	8	23	0.0 (0)	0(0)	0	7	0
2001	12	3	15	0.0 (0)	0(0)	0	2	0
2002	66	10	76	0.0 (0)	1(2)	1	12	1
Total	94	21	115	0.0 (0)	1(2)	1	21	1

### Interceptions

Year	No.	Yds.	Avg.	Long	TD
2002	5	67	13.4	65	1


# Kurt Vollers

**Tackle**

6'7" ★ 317 ★ 4/4/79

**Notre Dame**  
**FA for '02**

**NFL: 2nd Year ★ Cowboys: 2nd Year**




**GAMES/STARTS:** 2002 (1/0).

**PRO:** After fighting the injury bug along the offensive line throughout the first half of the 2002 season, the Dallas Cowboys signed Kurt Vollers off the Indianapolis Colts practice squad on Oct. 22. Vollers is an athletic tackle that showed through his collegiate years an ability to provide solid blocking for the running and passing game. He will be competing for a spot on the tackle depth chart as the line has gone through some off season upgrades heading into the 2003 season.

**2002:** Vollers signed with the Indianapolis Colts as a rookie free agent but was released at the end of training camp. He immediately signed to the Colts practice squad, where he remained until signing with Dallas on Oct. 22. He was active but did not play in his first four games with Dallas. He took over at left tackle for Flozell Adams (ankle) in the second quarter against Washington (11/28). He was active but did not play in games against San Francisco (12/8), at the N.Y. Giants (12/15) and in the season finale at Washington (12/29).

**COLLEGE:** As a senior, Vollers earned All-Independent honors from collegefootballnews.com after starting all 11 games – nine at right tackle and two at right guard – helping to clear a path for 188.2 rushing yards-per-game. He started 12 games for the Irish as a junior, including the Tostitos Fiesta Bowl, helping Notre Dame finish the season 14th in rushing (213.5 yards-per-game) and 17th in passing efficiency (136.97). As a sophomore, Vollers saw action in every game on special teams while seeing time with the offense in seven games. He earned the starting nod at left tackle through the final three games of the season after the season-ending injury to starter Jordan Black. As a redshirt freshman, Vollers made the switch from the defensive line to the offensive line in preseason practices. He made his offensive debut at guard against Navy, his only playing time of the season.

**PERSONAL:** Vollers was a *USA Today* honorable mention All-America and was rated as one of the top prep recruits in the country following his senior season at Servite High School in Whittier, Calif. – the same high school as former Cowboys quarterback Steve Beurlein. He helped lead Servite to league titles as a junior and senior, posting 29 tackles and eight sacks during his senior campaign. The sociology major also earned two letters in track – winning the league shot put and discus titles as a junior – two letters in basketball and one letter in baseball. When Vollers signed with the club, he became a member of Cowboys "Rookie Club," a program designed to introduce rookies to community service. The rookies made visits to and spent time with children at Children's Medical Center of Dallas, ChildCareGroup, North Texas Hospital for Children for Operation Paint Fest and work with The Salvation Army Angel Tree Program.




# Tyson Walter

**Center/Tackle**

6'4" ★ 310 ★ 3/17/78

**Ohio State**  
**D-6a for '02 (179th overall)**

**NFL: 2nd Year ★ Cowboys: 2nd Year**



**GAMES/STARTS:** 2002 (10/8).

**PRO:** Although injuries and uncertainty plagued the Dallas offensive line throughout the entire season, there were a few bright spots in the form of young players who responded well to being forced into starting duty. One of those youngsters who answered the call with solid productivity was center Tyson Walter, who holds the distinction of starting more games as a Buckeye (49) than any other player in school history. He is a strong drive blocker with solid quickness and intelligence, and his experience of performing at a high collegiate level was key to his transition to professional football and a mid-season start-





ing assignment as a Dallas rookie. Walter also came to the NFL with a high level of competitive maturity after spending six years in one of the nation's premier collegiate programs. Injuries forced a pair of medical redshirt seasons for the big lineman. When he was not sidelined with injuries, Walter was a very consistent performer for four seasons at left tackle, where he capably inherited the responsibility of replacing All-America Orlando Pace, who was taken by the Rams with the first overall pick in the 1997 NFL Draft. As an NFL rookie, Walter displayed solid athletic ability for a man of his size while also possessing toughness and a rare level of intelligence as evidenced by his ability to make the calls on the offensive line as a starting center in the NFL. Walter was the first of three Dallas sixth round draft choices in 2002 (179th overall).

**2002:** Walter was sidelined for almost all of training camp with a high left ankle sprain that he suffered on Aug. 4. Yet, he showed enough promise and tenacity in limited two-a-day drills to earn a roster spot. The injury, however, forced him to be inactive for the first four games of the season. Walter returned to limited practice work on Sept. 25 and was active, but did not play, in the loss to the N.Y. Giants (10/6). He saw his first NFL action in the following week's win over Carolina (10/13) when he took over at center for Matt Lehr mid-way through the second quarter. Walter helped Dallas rush for 138 yards and a 5.8 yards-per-carry average against the Panthers while playing a key role in the two decisive fourth quarter touchdowns that sparked the thrilling come-from-behind win. In the loss to Seattle (10/27), Walter saw limited first quarter action at center for Andre Gurode (ankle injury) and then at right guard on the final drive when Solomon Page moved to right tackle for Javiar Collins (knee injury). Walter earned his first NFL starting assignment at center at Detroit (11/3) as Gurode moved to right guard. In answering the starting call, Walter became the second rookie to start at center – along with Gurode – for Dallas in 2002. In the loss at Indianapolis (11/17), Walter earned his second straight start at center, and he held the job for the remainder of the season. In Dallas's win over Jacksonville (11/24), Walter was a part of a line that helped provide time for Hutchinson to throw for 301 yards and opened holes for 118 rushing yards en route to the club's top offensive outing (405 net yards) of the year. In the Thanksgiving Day win over Washington (11/28), he contributed to a line effort that led the way for the Cowboys to rush for a season-high 211 yards, including a season-high 144 yards by Emmitt Smith. In that game, Smith also went over the 17,000 yard mark for career rushing yards and recorded his fourth consecutive 100-yard day against the Redskins. In the following week's loss to San Francisco (12/8), Walter helped hold the 49ers without a sack in 28 pass plays, marking the first game in 2002 that the line did not allow a sack. Dallas also rushed for 110 yards against the 49ers.

**COLLEGE:** As a senior in 2001, Walter was an All-Big Ten Conference selection and the winner of the Jim Parker Award for outstanding offensive line performance among Buckeyes. He was also recognized as a first-team Academic All-Big Ten selection. He started every game as a senior. His blocking helped the Buckeyes roll up 370.6 yards-per-game and he was named the Buckeyes' Lineman of the Game four times. Walter's productive senior year marked his return to the field after missing the entire 2000 season with a back infection that caused him to receive a second medical redshirt season. Despite missing most of the summer after undergoing back surgery, Walter started every game at left tackle in 1999, and the team averaged 362.3 yards-per-game. Walter helped clear a path for current Cowboys teammate Michael Wiley, who rushed for 999 yards and 10 touchdowns on 183 carries. In 1998, Walter was an All-Big Ten honorable mention selection after starting every game at left tackle. He played a key role in the Buckeyes finishing the year ranked fifth nationally in total offense (503.5 yards-per-game) and first in the Big Ten in passing efficiency (151.2), total offense (503.5) and scoring (36.9 points-per-game). He was part of an offensive line that helped Buckeye running backs rush for 2,737 yards and 22 touchdowns to finish second in the Big Ten. That squad went on to beat Texas A&M in the Nokia Sugar Bowl to finish with an 11-1 record and a No. 2 national ranking. As a redshirt freshman in 1997, he was called upon to fill the huge shoes of two-time All-America left tackle Orlando Pace. Walter started every game for Ohio State. In 1996, Walter played in the first two games as a reserve offensive tackle before a shoulder sprain sidelined him for the remainder of the season. He was granted a medical redshirt as a result of the injury.

**PERSONAL:** Walter helped Kenston, Ohio, High School to a runner-up position in the state playoffs as a senior offensive and defensive tackle, earning All-Ohio honors. He graduated from Ohio State at the end of the 2000 winter quarter with a degree in finance. He went on to pursue additional degrees in Economics, Risk Management and Information Systems. As a senior scholar-athlete, Walter was a nominee for a National Football Foundation scholarship. As a member of the Cowboys 2002 Rookie Club – a program designed to introduce rookie team member to community service in the Dallas area – Walter participated in monthly charity visits to non-profit organizations serving children. In the spring of 2003, he served as a guest speaker at the SMU "Visioneering" event for over 500 Dallas middle school students.



# Colston Weatherington

## Defensive End

6'5" ★ 289 ★ 10/29/77

Central Missouri State

D-7a for '01 (207th overall)

NFL: 2nd Year ★ Cowboys: 2nd Year



**GAMES/STARTS:** 2001 (PS), 2002 (3/0). Totals - 3/0.

**PRO:** A physical, athletic defensive end with a good motor, Colston Weatherington is a raw talent who has spent two seasons working on his professional game. Coaches will be looking for him to display the explosive first move off the line of scrimmage he showed in college and honed through the 2002 NFL Europe season as he battles for additional playing time in 2003.

**2002:** Weatherington spent the spring with the Amsterdam Admirals of NFL Europe, finishing the year with 15 tackles and a forced fumble. After an outstanding preseason that saw Weatherington record two sacks, two tackles for losses and a preseason-high five quarterback pressures, his regular season got off to a slow start as he was deactivated the first four weeks of the season. He made his NFL debut in the Cowboys last-second win at St. Louis (9/29), recording a quarterback pressure. He was then inactive the next four weeks before returning to action at Detroit (11/3). Weatherington was back on the inactive list for Weeks 11-15. Against Philadelphia (12/21), he cracked the lineup and recorded his first career tackle. He was inactive for the season finale at Washington (12/29).

**2001:** Weatherington was drafted in the seventh round (207th overall) of the NFL Draft. He sprained his left ankle in the preseason opener at Oakland (8/4) and missed the final four preseason games. He was released at the end of camp then immediately re-signed to the Dallas practice squad, where he remained for the entire season.

**COLLEGE:** In leading the Mules' defense as a junior, Weatherington recorded 32 tackles and 22 tackles behind the line of scrimmage for 108 yards in losses. He also added seven sacks and batted down seven passes to earn All-MIAA conference and Division II All-America honors. Weatherington made an immediate impact in moving from one year of junior college football to the division II level, earning All-America and MIAA Defensive MVP honors. As a sophomore, he led the team with 12.0 sacks and recorded another 19 tackles behind the line of scrimmage. He totaled 52 stops on the year and recovered two fumbles. After sitting out the 1996 and 1997 seasons while enrolled at Northwest Mississippi Community College, Weatherington began his college career in 1998 and recorded 68 tackles with 18 tackles behind the line of scrimmage for NMCC. He went on to earn all-state and all-region honors, recording 13 sacks, three passes defended, an interception, five forced fumbles and three recovered fumbles before transferring to Central Missouri State.

**PERSONAL:** Weatherington earned all-state honors and helped lead Graceville, Fla., High School to one state title and a runner-up finish. He majored in physical education at Central Missouri. In 1999, Weatherington also played on the Central Missouri basketball team, averaging 1.3 points and 1.5 rebounds in 17 games. As a rookie, Weatherington was a member of the Cowboys inaugural "Rookie Club," a program designed to introduce rookies to community service. Throughout the season, the rookies made visits to and spent time with children at Children's Medical Center of Dallas, Oak Cliff Boys and Girls Clubs, The Salvation Army and its Christmas Distribution Center.

### WEATHERINGTON'S COWBOYS TOTALS

Year	Solo	Tackles Ast.	Tot.	Sacks	Tk/ Loss	QB Press.	Passes Def.	For Fum.
2002	1	0	1	0.0 (0)	0(0)	1	0	0





# James Whalen

## Tight End

6'2" \* 244 \* 12/11/77

Kentucky

FA for '00

NFL: 4th Year \* Cowboys: 4th Year



**GAMES PLAYED/STARTED:** 2000 (3/0); 2001 (0/0-IR); 2002 (16/6). Total (19/6).

**PRO:** James Whalen signed with the Cowboys in 2000 hoping to provide the team with a pass-catching tight end that would make defenses respect the middle of the field. Whalen – the NCAA's single season receptions, yardage and touchdowns leader for a tight end – spent a year on the Dallas practice squad and a year on injured reserve before getting his opportunity to display his talents. When given the chance, he showed coaches the ability to not only make plays catching the ball but also on special teams units, recording 15 special teams stops in 2002. This versatility will only benefit him as he battles with two other veterans and a draft pick for a spot on the Cowboys tight end depth chart.

**2002:** After missing the 2001 season with a strained right Achilles tendon, Whalen returned to the playing field during training camp and proceeded to appear in all 16 regular season games. He finished the season with 17 catches for 152 yards while ranking fourth on the team with 15 special teams tackles. After making his debut at Houston (9/8) in the season opener, Whalen recorded his first special teams stop at Philadelphia (9/22). He left the Eagles game in the fourth quarter, however, after suffering bruised ribs. He returned the following week at St. Louis (9/29) to record his first career catches, catching a team- and career-high five passes for 38 yards. Three of his grabs gave Dallas a first down, including one on the game-tying field goal drive in the fourth quarter. He caught a career-long 33-yard pass against the N.Y. Giants (10/6). Against Carolina (10/13), Whalen knocked the wind out of kick returner Steve Smith following the Cowboys' fourth quarter go-ahead touchdown, forcing the Panthers to use one of their two remaining timeouts with 0:56 on the clock. Whalen caught two passes for 17 yards at Detroit (11/3) before making his first career start at Indianapolis (11/17) in a two tight end set and catching two passes for 16 yards. He earned his second straight start (two tight ends) against Jacksonville (11/24) and recorded a special teams tackle as Dallas limited the Jaguars to a 17.0 average on four kickoff returns. He posted two special teams stops and forced a fumble against Washington (11/28), then tied for the team lead with three special teams tackles against San Francisco (12/8). He also added a seven-yard reception against the 49ers. He led the team at the N.Y. Giants (12/15) with three special teams tackles while also recovering an on-side kick late in the game and catching a four-yard pass. Against Philadelphia (12/21), he tied for the team lead with three catches for 24 yards and led the squad with two special teams stops. He closed out the season at Washington (12/29) by posting two special teams tackles and one reception for eight yards.

**2001:** Whalen spent the spring playing for the Scottish Claymores of NFL Europe, where he led the league with 66 catches for 691 yards (second-best in NFL-E) and three touchdowns, while garnering All-NFL-E honors. He was also fourth in the league with 691 total yards from scrimmage. After the spring, Whalen returned the Cowboys active roster but was a game-day deactivation against Tampa Bay (9/9). He suffered a strained right Achilles in practice Sept. 12 and was placed on injured reserve Sept. 22.

**2000:** Whalen was drafted by the Tampa Bay Buccaneers in the fifth round (157th overall) of the NFL Draft but was released Aug. 27. He signed to the Cowboys practice squad Aug. 30, where he remained until being moved to the active roster Dec. 5. He saw special teams action against Washington (12/10) and the N.Y. Giants (12/17). He saw his first offensive playing time at Tennessee (12/25) but did not record a reception.

**COLLEGE:** Whalen earned All-America and All-SEC honors after leading all collegiate tight ends with 90 receptions, 1,019 receiving yards and 10 touchdowns as a senior. His 90 receptions established an NCAA record for tight ends and set a new school record at Kentucky. He earned Compaq's Best Hustle Play of the Week in College Football following a 57-yard catch-and-run play against Louisville. Whalen made the transition from wide receiver to tight end during spring drills prior to his junior year and finished the season with 23 catches for 239 yards and three touchdowns. As a sophomore transfer, Whalen saw action in 11 games, recording seven catches for 66 yards. He was named the UK Walk-on of the Year as chosen by the Louisville chapter of the National Football Foundation and Hall of Fame. He spent his freshman season at Shasta Junior College in Redding, Calif., as a wide receiver catching 19 passes for 154 yards and a touchdown.

**PERSONAL:** James Patrick Whalen, Jr. was a four-year letterman and three-year starter at LaSalle High School in Portland, Ore. He was named all-state and Tri-Valley League Player of the Year after catching 68 passes for 1,502 yards and 18 touchdowns to help lead his team to the league championship as a senior. He posted approximately 75 receptions for 1,300 yards and 25 touchdowns as a sophomore and junior, combined, to earn all-league honors each season. He was also named league player of the year



## JAMES WHALEN

as a senior third baseman/pitcher on the LaSalle baseball team while earning second-team all-state honors as a forward on the basketball team. In 2003, Whalen served as a football coach for the team's annual Let Us Play! Sports Camp for 150 underprivileged girls. He and teammate Demetric Evans were the coaching duo for the group of girls that eventually won the mock Super Bowl at the conclusion of the camp. Whalen participates in an annual golf tournament to raise funds to support the children at Happy Hill Farm Academy and Home, a residency campus for 100 abused and neglected children, where he also spends free time visiting with the children. He participated in The Salvation Army's Angel Tree Program, providing holiday gifts for less fortunate children. Whalen was also part of a Cowboys contingent that helped raise funds to support victims of the 2002 floods in San Antonio, Texas. A communications major, Whalen continued work toward his degree this offseason.

PLAYERS

### WHALEN'S COWBOYS TOTALS

Year	No.	Receiving Yds.	Avg.	Long	TD
2002	17	152	8.9	33	0

**Single Game Bests**  
 Receptions – 5 @ St. Louis, 9/29/02  
 Receiving Yards – 38 @ St. Louis, 9/29/02  
 Long reception – 33 vs. N.Y. Giants, 10/6/02

**Additional Statistics**  
 Special Teams Tackles: 2002 (10-5-15).  
 Forced Fumbles: 2002 (1)



## Michael Wiley

### Running Back

5'11" ★ 203 ★ 1/15/78

Ohio State

D5 for '00 (144th overall)

NFL: 4th Year ★ Cowboys: 4th Year



**GAMES/STARTS:** 2000 (10/0), 2001 (16/0), 2002 (16/0). Total — 42/0.

**PRO:** Michael Wiley is an all-purpose player who has demonstrated the ability to fill the role of a third down back with his solid pass receiving skills and his fine pass blocking ability. After being drafted in the fifth round out of Ohio State in the 2000 NFL Draft, Wiley was initially scheduled to be evaluated at both running back and receiver, but he soon found a niche in the backfield. As a ball carrier, he has excellent vision and burst, and he also has the ability to set up his blocks effectively. A solid route runner with good hands and speed, Wiley has made the most of his opportunities on the field the past three seasons both on offense and special teams. His combination of skills has allowed him to be equally effective as a runner, receiver, pass protector, kickoff returner and coverage man. This season, he will compete for even more playing time at running back with the departure of Emmitt Smith.

**2002:** Wiley continued to serve as an outstanding big-play threat in his role as the club's third-down back, averaging 8.9 yards from scrimmage every time he touched the football. In all, he touched the football 35 times from scrimmage, picking up 168 yards on 22 carries (7.6 avg.) and 144 yards on 13 receptions (11.1 avg.). On special teams, he contributed on both coverage and return teams – helping spring Reggie Swinton and Woody Dantzler on returns for touchdowns as a lead blocker on the kickoff return unit and contributing nine special teams tackles. After missing most of preseason with a sprained right ankle, Wiley hit the field in the season opener at Houston (9/8) and picked up 46 yards and a touchdown – his first career rushing touchdown – on his only carry of the night. At Philadelphia (9/22), he recorded four carries for 20 yards in the fourth quarter and logged his first kickoff return of the season with a 27-yard dash in the second quarter. In the Cowboys' last-second win at St. Louis (9/29), Wiley recorded three receptions for 23 yards, including two receptions on the game-winning field goal drive – a kick set up by his 15-yard grab to get Dallas to the Rams 35-yard line with 0:13 remaining. He recorded a 25-yard reception on third-and-seven to pick up a first down and set up Dallas for a 32-yard field goal just before the half against the N.Y. Giants (10/6). He also had a six-yard catch to convert a third down in the first quarter and added a special teams tackle. On his first career pass attempt, he was sacked for a four-yard loss on a halfback pass. In the Cowboys' come-from-behind win against Carolina (10/13), Wiley had three carries for 13 yards, including a four-yard run on third down to pick up a first down. Wiley upped his season average to 6.7 yards-per-carry with two runs for 16 yards at Detroit (11/3). At Indianapolis (11/17), he had a 19-yard catch to convert a third down. Wiley tied for the team lead with two special teams tackles against Jacksonville (11/24) as the Jags were limited to a 17.0 average on four kickoff returns. He also added a 14-yard kickoff return and a carry for two yards. On Thanksgiving Day against Washington (11/28), he led the team with a career-high four special teams tackles. He also had two carries for 31 yards, a 16-yard run to pick up a third-and-seven and then a 15-yarder on third-and-17 to set up a Dallas field goal. Wiley recorded a career-long 31-yard reception against San Francisco (12/8), and he also added a 10-yard run on his other touch. Both plays came on third down and gave Dallas a first down on





their two first quarter field goal drives. At the N.Y. Giants (12/15), Wiley led the team with four receptions for 31 yards while contributing two carries for 18 yards, giving him 49 yards on six touches for the game.

**2001:** As a second year pro, Wiley came into his own as the Cowboys third down back. He touched the football 30 times on third down and picked up a first down on 14 of those touches (46.7% conversion rate). To add to those impressive figures, he averaged 6.8 yards every time he touched the ball from scrimmage. He finished the year with 34 rushing attempts for 247 yards (7.3 avg.) and 16 catches for 99 yards and a touchdown, while averaging 22.5 yards on four kickoff returns. Wiley opened the season with three receptions for 16 yards on third downs against Tampa Bay (9/9). At Philadelphia (9/30), he led the team with three receptions for 28 yards, including an 11-yard touchdown – his only scoring reception of the year and the second of his career. Wiley also added two carries for eight yards and recovered a Brian Mitchell fumble on a first quarter punt on special teams to set up a Dallas field goal. In the Cowboys win over Arizona (10/28), he touched the football twice and converted a third down both times, first with a 12-yard run, then with an eight-yard gain on a shovel pass. At Atlanta (11/11), Wiley again spelled Hambrick at running back and recorded a career-best 85 yards on seven carries, including a career-long 58-yard burst to set up the only Dallas touchdown of the day. At Washington (12/2), Wiley logged three carries for 61 yards, including a 46-yard scamper late in the third quarter to set Dallas up for a 38-yard field goal. All three of his carries against the Redskins came on third down and picked up a first down. In the following week's win over the Giants (12/9), he recorded four carries for 15 yards, including a key six-yard gain on third-and-three to pick up a first down and keep alive the go-ahead touchdown drive. He added a season-long 17-yard reception on the earlier game-tying touchdown drive, and he handled two kickoff returns, one on a reverse handoff from Swinton and the other when he fielded a short kick and returned it 40 yards to the Giants' 44-yard line. At Seattle (12/16), he recorded one reception for eight yards before suffering a right hip contusion in the third quarter that knocked him out of the game. He returned to action the following week at Arizona (12/23) and recorded six touches (three runs, three receptions) for 19 yards. In the Cowboys surprise win over playoff bound San Francisco (12/30), Wiley touched the ball four times on third down and converted three of those touches into first downs. His 19-yard run on third-and-seven got the ball to the 49ers two-yard line and set up the final field goal of the game.

**2000:** While using his rookie season as a learning experience, Wiley's limited action in the early part of the year grew into an expanded third down back role following the release of Chris Warren in December. Wiley closed the year with 14 receptions for 72 yards. His rushing attempts also increased by the end of the year, and in the last four games of the season, he had 23 carries for 87 yards. Wiley also saw action on Dallas special teams, averaging 23.3 yards on 13 kickoff returns while making seven special teams tackles. In his first NFL game, he led the team with three special teams tackles against Philadelphia (9/3) while adding a 10-yard reception. At Arizona (9/10), Wiley scored his first NFL touchdown by plucking a tipped pass from Randall Cunningham out of the air and taking it 15 yards for the score. He finished the night with three receptions for 23 yards replacing Warren (neck strain) on third downs. In the Monday night win at Washington (9/18), he took over the kickoff return duties and fielded four kicks for 89 yards. Against San Francisco (9/24), he averaged 21.3 yards on three kickoff returns. In that game, Wiley also recorded his first career rushing attempt (a one-yard gain). After suffering a sprained right knee in practice on Oct. 11, Wiley worked through a six-game period where he was a game-day deactivation. He returned to the field on Thanksgiving Day against Minnesota (11/23) and contributed an eight-yard reception. At Tampa Bay (12/3), in his first extensive offensive action, Wiley replaced Warren on third down and in multiple wide receiver sets and responded with six carries for 32 yards (5.3 avg.) and three receptions for 13 yards. In the win over Washington (12/10), he was second on the team with 11 carries for 38 yards spelling Smith. The following week against the N.Y. Giants (12/17), Wiley led the Cowboys with four receptions. In the season's final game at Tennessee (12/25), he opened the game by recovering an onside kick by Dallas. He went on to add five carries for 17 yards.

**COLLEGE:** Wiley came to the Cowboys after one of the most productive careers as a playmaker in the history of Ohio State football. In four years in Columbus, Wiley had a hand in 35 touchdowns in the following fashion: rushing (27), receiving (five), passing (two) and kickoff returns (one). Although he started just two seasons for the Buckeyes, Wiley left Ohio State ranked seventh on the school's all-purpose yardage list with 4,194 yards. His career totals include 2,951 rushing yards, good for seventh on the OSU all-time ground list. Wiley completed an incredible 10-of-11 career passing attempts for 225 yards and two touchdowns while averaging 21.9 yards-per-kickoff return with a career-long 100-yard touchdown effort. He finished his days at Ohio State with career averages of 5.8 yards-per-rush and 11.3 yards-per-reception. Wiley averaged 7.7 yards every time he touched the ball in college. He was a second-team All-Big Ten selection after a senior season in which he led the Buckeyes in rushing with 952 yards and 10 touchdowns on 183 carries (5.2 avg.). In 1998, Wiley enjoyed his finest season as a collegiate player. A first team All-Big Ten selection, he led the Buckeyes in rushing and was second in the conference, with a career-high 1,258 yards and 10 touchdowns on 198 carries (6.2 avg.).

**PERSONAL:** A consensus high school All-America at Monte Vista High School in San Diego, Calif., Wiley ran for 3,417 career yards and 38 touchdowns. As a senior, he tallied 1,901 yards and 23 touchdowns on the ground en route to being ranked as the country's No. 2 running back prospect by *Bluechip Illustrated*. He earned four letters in football and track and three in basketball. Wiley was a National Football Foundation and College Hall of Fame Scholar athlete at Ohio State, where he majored in sociology. He and wife, Quiana, were married on May 17, 2003.



WILEY'S COWBOYS TOTALS

Year	No.	Rushing			TD
		Yds.	Avg.	Long	
2000	24	88	3.7	11	0
2001	34	247	7.3	58	0
2002	22	168	7.6	46	1
Totals	80	503	6.3	58	1

Year	No.	Receiving			TD
		Yds.	Avg.	Long	
2000	14	72	5.1	15	1
2001	16	99	6.2	17	1
2002	13	144	11.1	31	0
Totals	43	315	7.3	31	2

Year	Att.	Kickoff Returns			TD
		Yards	Avg.	Long	
2000	13	303	23.3	38	0
2001	4	90	22.5	40	0
2002	4	62	15.5	27	0
Totals	21	455	21.7	40	0

**Additional Statistics**  
**Special Teams Tackles:** 2000 (2-5-7), 2001 (1-3-4), 2002 (4-5-9). Total 7-13-20  
**Passing:** 2002 (sack: 1-(4))

Year	No.	Opponents' Fumbles Recovered			TD
		Yards	Avg.	Long	
2001	1	0	0.0	0	0

Single Game Bests

Rushing Attempts – 11 vs. Washington, 12/10/00  
 Rushing Yards – 85 @ Atlanta, 11/11/01  
 Long Rush – 58 @ Atlanta, 11/11/01  
 Receptions – 4 vs. N.Y. Giants, 12/17/00 and @ N.Y. Giants, 12/15/02

Receiving Yards – 31 three times, last @ N.Y. Giants, 12/15/02  
 Kickoff Returns – 5 @ Tennessee, 12/25/00  
 Kickoff Return Yards – 128 @ Tennessee, 12/25/00



# Randal Williams

## Wide Receiver

6'3" ★ 220 ★ 5/21/78

New Hampshire

W(Jacksonville) for '01

NFL: 3rd Year ★ Cowboys: 3rd Year



**GAMES/STARTS** (regular season, playoffs): 2001 (7/0, 0/0), 2002 (11/0). Totals – 18/0.

**PRO:** Searching for a big, possession receiver, the Cowboys claimed Randal Williams off waivers from Jacksonville midway through the 2001 season. Williams, who is a raw receiver with the speed and size to win a battle for the football, has not cracked Dallas's receivers rotation but has made a name for himself with his special teams play. He has recorded a special teams tackle in 15 of his 18 career games, including a stop in each of his first 11. Entering his third season, Williams will be working to make a name for himself as a receiver as he battles for a spot on the Cowboys receiving depth chart.

**2002:** Seeing all his action with the special teams units, Williams finished sixth on the team with 11 special teams tackles. He opened the season at Houston (9/8) with a team-high three special teams tackles while helping limit the Texans to a 5.3 average on four punt returns. He posted one special teams stop and downed a punt at the four-yard line against Tennessee (9/15) before posting another special teams tackle at Philadelphia (9/22). At St. Louis (9/29), he tallied two special teams stops as Terrence Wilkins was limited to one yard on three punt returns with a fair catch. Williams suffered a sprained right ankle early against the N.Y. Giants (10/6) and was held without a special teams tackle for the first time in his career, snapping an 11-game streak. He returned against Carolina (10/13) to contribute a special teams tackle then recorded another special teams stop at Detroit (11/3) in helping limit Az-Hakim to an 8.4 yard average on five punt returns. He suffered a concussion early in the Jacksonville (11/24) game, forcing him from the game and keeping him out of the Thanksgiving Day game against Washington (11/28). He was inactive for the final four games of the season.

**2001:** Williams signed with Jacksonville as a rookie free agent and finished the preseason with one catch for six yards working with current Cowboys receivers coach John McNulty. He made the Jaguars final roster, but was deactivated for each of Jacksonville's first six games. He was released Oct. 27 and claimed by Dallas Oct. 29. He was inactive at the N.Y. Giants (11/4) then active but did not play at Atlanta (11/11). He saw his first NFL action on special teams, recording one tackle against Philadelphia (11/18). Against Denver (11/22), he added another special teams tackle then recorded his third straight special teams tackle at Washington (12/2). Williams saw action on the punt coverage team and registered a tackle working as a gunner against the N.Y. Giants (12/9). At Seattle (12/16), he recorded another special teams tackle before being deactivated at Arizona (12/23). Against San Francisco (12/30), Williams tallied his sixth special teams tackle before closing the season at Detroit (1/6/02) with his seventh tackle in seven games.

**COLLEGE:** Williams saw action in seven games as a senior at New Hampshire, catching 10 passes for 258 yards (25.8 avg.) and four touchdowns. He also carried the ball 47 times for 163 yards and three touchdowns and returned eight punts for 146 yards (18.3). To compliment his football feats, Williams earned Academic All-Conference honors. As a junior, he caught 10 passes for 149 yards (14.9) and three touchdowns while seeing action in every game. He averaged 6.5 yards-per-carry on four rushes (26 yards) and also saw some playing time as a defensive end, where he recorded one tackle.





**PERSONAL:** Randal Ellison Williams attended Deerfield, Mass., Academy, where he played split end and defensive end on the football team while running the 100-meters, 200-meters and 4x100 relay for the track team. He tied the Deerfield Academy school record in the 100 and earned a silver medal in the 100 at the New England Prep School Championships. Williams, who was president of the Deerfield Black Student Coalition, graduated from New Hampshire with a double major in business and Spanish. His ability to speak Spanish was a huge benefit for the 2001 Dallas Cowboys Rookie Club, a program designed to introduce rookie team members to community service. The Rookie Club visited The Salvation Army Distribution Center during the holidays to assist with the Angel Tree Program for underprivileged families where Williams was an asset with his ability to communicate with the Hispanic families. In 2002, Williams served as the guest speaker for the Dallas Cowboys Community Quarterback Volunteer Award Program press conference, sharing his thoughts on the importance of volunteerism and how volunteers impacted his life growing up in a single-parent home.

## WILLIAMS' COWBOYS TOTALS

Special Teams Tackles: 2001 (3-4-7), 2002 (9-2-11), Totals - 12-6-18.



## Roy Williams

### Safety

6'0" ★ 235 ★ 8/14/80

Oklahoma

D-1 for '02 (8th overall)

NFL: 2nd Year ★ Cowboys: 2nd Year



**GAMES/STARTS:** 2002 (16/16).

**PRO:** Few Dallas Cowboys rookies have come to the franchise with a higher level of hype and expectation than safety Roy Williams. Even fewer of those heralded newcomers have been able to exceed the advanced billing in the fashion that Williams was able to do in his rookie season. The eighth overall selection in the NFL Draft, and a Dallas starter from his first day of training camp, Williams earned All-Rookie recognition while tying for the NFL interception lead among rookies with five. It is rare for a first year player to create the type of impact that Williams had on the Dallas defense – both as a ferocious run stopper and as a big playmaker in pass defense. As one of the bigger safeties in the league – and a very sure tackler – Williams also has the knack for being able to get all of his body mass into his tackles. Williams has a unique flair for making the big hit that stops opposing runners immediately – without yielding any additional ground. He also possesses outstanding instincts and a natural feel for the game, as evidenced by his ability to shed blockers and find the proper angles of pursuit. Williams aptly fits the prototypical description of the guy who is always around the ball. He is above the standard in size, speed, attitude and instinct, but his greatest asset may be his burning competitive nature. He also has natural leadership ability that has already been positively received in the early stages of an NFL career that is off to a blazing start.

**2002:** In the 43-year history of the Dallas Cowboys, only a handful of rookies have made the type of vivid impact that Roy Williams brought to the club in 2002. As a starter from day one, Williams not only provided a spark to the Dallas defense, but by mid-season he became a force that was earning league-wide recognition and respect. An All-Rookie selection, Williams tied with teammate Derek Ross (and Baltimore safety Ed Reed) to lead all NFL rookies in interceptions with a team-high five. Those five thefts were the most by a Dallas safety since Darren Woodson had five in 1996. Williams was also the leading scorer on defense – returning two of his interceptions for touchdowns. He closed the year second on the team with 127 tackles, a figure that was tops in the NFL among rookie defenders and the second most ever by a Dallas rookie (Dexter Coakley, 136 in 1997). He also tied for second on the team in tackles for lost yardage (seven for minus 13 yards) and tied for the team lead on defense in forced fumbles (three – ninth in the NFL) and fumble recoveries (two – fourth in the NFL) – he also added a forced fumble and fumble recovery on special teams – while finishing third on the squad in passes broken up with nine. Williams became the first Cowboys' rookie to start the season at safety since Ron Francis in 1987. In his first career start, at Houston (9/8), Williams responded with four tackles and a quarterback pressure. In the victory over Tennessee (9/15), he had five tackles and a quarterback pressure while helping to limit the Titans to just one pass play of more than 18 yards. At Philadelphia (9/22), Williams had his first career double-figure tackle game with 11 stops while adding two tackles for lost yardage and a fumble recovery. He first displayed the kind of big impact that he could have on a game in the 13-10 win at St. Louis (9/29). Williams led Dallas in tackles with a career-high 13 stops against the Rams while also forcing a Marshall Faulk fumble and breaking up a Jamie Martin pass. His pressure of quarterback Kurt Warner resulted in a first quarter interception by Greg Ellis and knocked Warner from the game. In the loss to the



N.Y. Giants (10/6), Williams registered five tackles and his first career sack – a five yard take-down of Kerry Collins. In the following week's victory over Carolina (10/13), he recorded six tackles before leaving in the third quarter with a left heel bruise. Still hobbled with the heel injury, he returned to action at Arizona (10/20) and finished fourth on the team with seven tackles while adding his second sack of the season and a season-high two passes defended. In the loss to Seattle (10/27), Williams was third on the team with nine tackles while helping limit Shaun Alexander to 2.5 yards-per-carry on 23 carries (58 yards). At Detroit (11/3), he had seven tackles and led the team with two tackles for losses. At Indianapolis (11/17), he collected 10 tackles while grabbing his first career interception when he picked off a Peyton Manning pass at the Cowboys' 10-yard line to stop a potential scoring drive. He also forced a Colts fumble that went out of bounds. In the win over Jacksonville (11/24), Williams enjoyed one of his finest days as a professional, recording eight tackles, two pass deflections, a forced fumble at the goal line that prevented a touchdown and a diving interception on the sideline that thwarted a bomb to Jimmy Smith, who he had covered step-for-step down the sideline. In the Thanksgiving Day win over Washington (11/28), Williams turned in the key play of the game with an interception return of five yards for a touchdown that cut the Dallas deficit to 20-17. The third quarter touchdown turned the game's momentum and sparked Dallas' fourth quarter rally. It was his third straight game with a pick, becoming the first Dallas player to accomplish that feat since James Washington in Weeks 4-6 of the 1994 season. Michael Downs in 1981 was the last rookie to accomplish the feat. Williams also tied for fourth on the team with six tackles as the Redskins were limited to 121 yards on eight second half possessions. In the loss to San Francisco (12/8), Williams led the team with a season-high tying 13 tackles. He also tied for the team lead with three special teams tackles, including a hit on Jimmy Williams on a kickoff return that forced a fumble that he recovered to set up a Dallas field goal. He wrapped up his outstanding rookie season with a dominating performance at Washington (12/29). He logged seven tackles and was in on two Redskins' turnovers. With 0:56 remaining in the first half and the Redskins driving, he picked off his fifth pass of the season, returning the Patrick Ramsey pass 85-yards for a touchdown to tie the score at 7-7. It was the eighth longest interception return in club history and the second best by a rookie. With the Redskins driving again in the third quarter, Tony Dixon forced Derrius Thompson to fumble at the Cowboys 11-yard line and Williams fell on the loose ball. At the season's end, Williams was one of just 10 defensive backs in the NFL to record multiple sacks (2.0) and interceptions (five) in 2002.

**COLLEGE:** Considered by many to be the nation's top collegiate football player in 2001, Williams ended a brilliant college career with one year of eligibility remaining. Williams was a unanimous All-America and All-Big 12 Conference selection at strong safety, while also claiming the 2001 Jim Thorpe Award that annually recognizes the nation's top defensive back. Williams was also named the Bronko Nagurski Award winner as the nation's top defender. Williams was also named Big 12 Defensive Player of the Year. In leading the Sooners to a 10-2 record and a victory in the Cotton Bowl, Williams set a school record with 27 pass deflections. He recorded a career-high 101 tackles with two sacks and 11 stops for losses. His 11 stops behind the line of scrimmage were one shy of his own school record for defensive backs (12 in 2000). He also intercepted five passes and recovered three fumbles. As a sophomore, Williams played a very visible role in the Sooners' perfect 12-0 season and march to the national championship. The title marked the first for Oklahoma since 1985, and the championship season was capped with a victory over Florida State in the Orange Bowl. Williams was named All-America and was an All-Big 12 pick. Williams started all 12 games at strong safety and finished the year third on the team with 93 tackles. His 12 stops for losses set a school record for defensive backs, and he had four sacks, two interceptions and nine deflected passes while recovering one fumble. In 1999, Williams played in every game, starting the final five, and recorded 75 tackles with a five-yard sack and six stops for losses of 21 yards. He also intercepted two passes and deflected 11 others while causing one fumble to earn *Sporting News* Freshman All-America honors. As a true freshman in 1998, he played in the first three games of the season before suffering a back injury that forced him out of action the remainder of the year. He received a medical hardship to regain a year of eligibility.

**PERSONAL:** Williams played quarterback, wide receiver and defensive back during his prep career at James Logan High School in Union City, Calif. He was the top-rated defensive back prospect in the western region by *PrepStar* after recording five interceptions and 56 tackles as a senior. He caught 13 passes for 301 yards and five touchdowns as a wide receiver while running for 162 yards and a touchdown on 38 carries. Williams was one of the main reasons that Logan had a four-year record of 38-10, two North Coast Section Class 4A championship appearances (1994 and 1997) and two semifinal appearances (1995 and 1996). He also lettered in track. After signing his first pro contract, Williams made a \$100,000 contribution towards a new strength training facility at the University of Oklahoma, as a part of the school's new indoor workout complex. The new area, which carries Williams' name, complements the main Robin Siegfried Complex at the Switzer Center. As a member of the Cowboys 2002 Rookie Club – a program designed to introduce rookie team member to community service in the Dallas area – Williams participated in monthly charity visits to non-profit organizations serving children. He also participated as a guest speaker at the club's annual United Way Hometown Huddle event for 100 children involved with The Salvation Army. During the 2003 offseason, Williams served as a celebrity escort at the annual Children's Cancer Fund Fashion Show and Luncheon co-chaired by Troy Aikman and Roger Staubach and presented the Cowboys High School Coach of the Year Award to the Texas 5A State Champions Head Coach, Todd Dodge of Southlake Carroll High School. Williams majored in sociology at Oklahoma. His aunt, Vecepia Towery, was the winner of the popular CBS television series *Survivor: Marquesas* in the Spring of 2002.





WILLIAMS' COWBOYS STATISTICS

Year	Solo	Tackles Ast.	Tot.	Sacks	Tkl/ Loss	QB Press.	Passes Def.	For. Fum.	Special Teams Solo	Ast.	Tot.
2002	88	39	127	2.0 (-9)	7(-13)	8	9	4	4	3	7

Year	No.	Interceptions Yds.	Avg.	Long	TD	Year	Opponents' Fumbles No.	Yds.	Recovered Avg.	Long	TD
2002	5	90	18.0	65t	2	2002	3	0	0.0	0	0

Single-Game Bests

Tackles - 13 @ St. Louis, 9/29/02 and vs. San Francisco, 12/8/02

PLAYERS



# Jason Witten

**Tight End**

**6'5" ☆ 257 ☆ 5/6/82**

**Tennessee**

**D-3 for '03 (69th overall)**

**NFL: Rookie ☆ Cowboys: Rookie**



**COLLEGE:** In three years of college, Jason Witten went from being a defensive end prospect to a third round draft choice as one of college football's top all-around tight ends. In just two years, he became an emerging star and primary target in the Volunteers' passing game, finishing his career third among tight ends on the school's career reception list with 68 and fourth on the receiving yards list with 797. He was regarded by many as one of the best pass catching tight ends in college football, but his love of contact as a former high school linebacker shows up in his desire to search out defenders to deliver blocks up field for the ground game. Witten's size allows him to escape jams at the line and fight for the ball over the middle, while his speed and quickness allows him to outrun linebackers after the catch. He has also proven to be a prolific special teams player. At 21 years of age, Witten is the youngest player on the Cowboys' roster in 2003, having bypassed his final year of eligibility to test his wares in the pros.

**2002:** Witten closed out his collegiate career by establishing school records for receptions (39) and receiving yards (493) in a season by a tight end while adding five touchdowns. He was a consensus All-Southeastern Conference pick, as well as an Academic All-SEC honoree as he led the conference's tight ends in receptions and receiving yards. Witten was the only Vols receiver to record a catch in every game during the season, recording at least three catches in seven of 13 games. Not just a powerful presence on offense, Witten finished fourth on the team with eight special teams tackles. He started the season with four receptions for 28 yards against Wyoming. The following week against Middle Tennessee, he snared three passes for 55 yards and his first touchdown of the season. Witten recorded a season-high six catches for 61 yards and recovered an onside kick against Florida in the Vols SEC opener. Against Rutgers, he recorded a 13-yard touchdown catch and two special teams tackles. Witten was responsible for the winning touchdown in an epic six overtime 41-38 win against Arkansas when he hauled in a 25-yard scoring pass. That catch capped a night in which he recorded three receptions for a season-high 78 yards. Witten hauled in a touchdown catch in his third consecutive game with a five-yard scoring grab at Georgia. He recorded four catches for 36 yards against Alabama, then had a 28-yard catch against Miami before suffering bruised ribs. At South Carolina, Witten was the club's leading receiver with 72 yards on a season-high tying six receptions. He added a 29-yard scoring grab at Mississippi State. In the Peach Bowl against Maryland, Witten closed out his college career with five catches for 41 yards.

**2001:** Witten played in every game as a sophomore, starting three, and finished third on the team with 28 receptions for 293 yards (10.5 avg.) and a pair of touchdowns. He also recorded three tackles on special teams and recovered an onside kick. Witten opened the season with two catches for 10 yards against Syracuse, then added four catches for 14 yards at Arkansas. He recorded a career-high seven receptions for 91 yards, including a 21-yard touchdown catch, at Alabama. He added another scoring catch with a 17-yard touchdown against Memphis and had two receptions for 38 yards against Vanderbilt. In the SEC Championship Game against Louisiana State, Witten earned a start and collected 40 yards on three catches. He closed his break-out season in Tennessee's 45-17 thrashing of Michigan in the Florida Citrus Bowl by hauling in six passes for a career-high 125 yards, including a 64-yard touchdown catch.


**2000:** Because of a personnel shortage at tight end, Witten was given a crash course at that position as a freshman and installed in the lineup behind John Finlayson. A standout linebacker in high school, Witten had also been a four-year starter at tight end in high school, making the transition easier. He went on to see action in 11 games, starting twice. Witten was able to capitalize on his defensive expertise on special teams, recording eight tackles as a member of the coverage units. His lone reception of the season was for 11 yards against Louisiana-Monroe, a game in which he also had three special teams tackles.

**PERSONAL:** Christopher Jason Witten attended Elizabethton, Tenn., High School and was a consensus All-America selection (*Prep Star, Parade, Gridiron Greats, USA Today, Blue Chip Illustrated, Street & Smith*) and the *USA Today* Player of the Year for Tennessee as a senior. He was listed as the No. 1 prospect in Tennessee by the *Knoxville News-Sentinel* and the *Chattanooga Times & Free Press*. The East Tennessee Player of the Year, Region Defensive Player of the Year and runner-up for the Mr. Football award, Witten racked up 163 tackles, nine sacks, 27 tackles for loss, eight passes defended, two interceptions, two blocked kicks, five forced fumbles and three fumble recoveries as a linebacker. He also played tight end, catching 26 passes for 345 yards and 14 touchdowns. A four-year starter at linebacker and tight end, Witten led his team to the state semi-finals three times and earned all-state honors his senior and junior years. He holds the school record for career tackles with 450. During the winter, he averaged 15 points and 12 rebounds-per-game for the basketball team. Witten was an Arts and Sciences major at Tennessee.

WITTEN'S TENNESSEE TOTALS

Year	No.	Receiving				TD	Additional Statistics	
		Yards	Avg.	Long	Special Teams tackles: 2000 (5-3-8), 2001 (3-0-3), 2002 (4-4-8). Total - 12-7-19.			
2000	1	11	11.0	11	0			
2001	28	293	10.5	31	2			
2002	39	493	12.6	48	5			
Total	68	797	11.7	48	7			

PLAYERS



## Darren Woodson

**Safety**

**6'1" ★ 219 ★ 4/25/69**

**Arizona State**

**D-2b for '92 (37th overall)**

**NFL: 12th Year ★ Cowboys: 12th Year**

28

**GAMES/STARTS** (regular season, playoffs): 1992 (16/2, 3/0), 1993 (16/15, 3/3), 1994 (16/16, 2/2), 1995 (16/16, 3/3), 1996 (16/16, 2/2), 1997 (14/14), 1998 (16/15, 1/1), 1999 (15/15, 1/1), 2000 (11/11), 2001 (16/16), 2002 (10/10). Total - 162/146, 15/12.

**PRO:** As the Cowboys' all-time leading tackler (1,251 career stops) and the only member of the team's current roster to own three Cowboys' Super Bowl rings, Darren Woodson's elite position in the club's history is secure. Through 11 NFL seasons, Woodson has clearly and consistently established himself as one of the NFL's premier strong safeties. Woodson's dependability, athleticism, aggressiveness and ability to produce in the big game have put him in the elite level of performers in the NFL. In addition, his versatility at playing both the run and pass at an extremely productive level have separated Woodson from the rest of the strong safety field. He has been selected to five Pro Bowls, been named first team All-Pro four times and played in three Super Bowls. A converted college linebacker, Woodson is the complete NFL package at safety. He combines size (6-1, 219) and speed (4.4 in the 40-yard dash) with great football instincts and hitting ability. He has recorded at least 100 tackles in nine of his 11 seasons. He has started 157 of the club's last 173 games, including playoffs, and he has played in 177 of a possible 191 career games. Woodson has 46 double-figure tackle games in his career, and in 2002, he became the leading tackler in Dallas Cowboys history by passing Lee Roy Jordan (1,236). With 22 career interceptions, Woodson is tied for 10th on the club's all-time list with Don Bishop (1960-65), and he is two interceptions shy of No. 9 Chuck Howley's total of 24. Woodson has maintained the aggressive nature that he displayed as a college linebacker, but has used his quickness and speed to make a very smooth transition to the secondary. Woodson has finished first or second on the team in tackles in five of the last 10 seasons (1993-96, 1998). He also went over the 100 tackle mark in four consecutive seasons (1993-96), becoming the first Dallas player to accomplish that feat since Michael Downs (1983-86). In 1995, he became the first Dallas defensive back to lead the team in tackles (144) since Bill Bates in 1988. He duplicated that feat in 1998. In 1993, he established a Dallas single-season record for tackles by a defensive back (155). In the Cowboys base defensive alignment, Woodson lines up at strong safety, but he has also shown great production when lining up at outside linebacker in certain nickel pass defenses - often covering a slot receiver. His versatility and aggressive attitude makes him a very valuable special teams performer, posting a combined total of 72 special teams tackles in the past five seasons. Woodson's next selection as an All-Pro will enable him to earn that honor more times (five) than any other Dallas safety. He is currently tied with Mel Renfro (1965, 1967, 1969 and 1971) and Cliff Harris (1975-1978), who were each named All-Pro four times during their Dallas careers. Renfro earned a fifth All-Pro selection as a cornerback in 1973. Woodson is one of the team's hardest workers, and his character and leadership ability make him a very valuable asset within the framework of the team. Woodson signed a long-term contract after the 2001 season ended that will assure his place as a Dallas Cowboy throughout his entire career.





**2002:** Prior to being lost for the season with an abdominal muscle injury in Week 10, Woodson was enjoying a solid season. At the time of his injury, he had totaled 73 stops and was fourth on the team in tackles behind the line of scrimmage with four for losses totaling 10 yards. Woodson finished his abbreviated season with 1,251 career tackles, placing him at the top of the Cowboys all-time tackle list. In the season-opening loss at Houston (9/8), Woodson recorded five tackles while also contributing a tackle behind the line of scrimmage for a loss of four yards. In the home-opening win over Tennessee (9/15), he tied for the team lead in tackles with nine, while his pass rushing skills sparked the biggest play of the game. Woodson deflected a Steve McNair pass attempt in the third quarter that Dexter Coakley picked off and raced 52 yards for a score to give Dallas a 14-10 lead that it would never relinquish. At Philadelphia (9/22), Woodson turned in his first double digit tackle outing of the season with 10 stops, including two for lost yardage. In the win at St. Louis (9/29), Woodson had eight tackles, one pass deflection and an interception that thwarted a second quarter Rams pass that was headed for the end zone. The interception was the 22nd of his career and moved Woodson into a tie for 10th place on the Cowboys all-time interception chart. In the loss to the Giants (10/6), Woodson had eight tackles before a fourth quarter ankle injury forced him to miss the last few series of the game. Woodson played with the injured foot in the win over Carolina (10/13) and collected nine tackles. Still playing on the injured foot, Woodson totaled eight stops and three pressures at Arizona (10/20), moving him within one stop of the club's all-time tackle record. Against Seattle (10/27), Woodson passed Lee Roy Jordan (1,236) and became the Cowboys all-time leading tackler after compiling 11 stops. He added four more stops to his career total at Detroit (11/3). Woodson posted one tackle at Indianapolis (11/17) before missing the final two and a half quarters of the game with a strained abdominal muscle. He injured the muscle covering Marvin Harrison on a deep route early in the second quarter. He was placed on injured reserve Nov. 26 after undergoing surgery to repair his abdominal strain Nov. 22. Prior to the start of the 2002 season, Woodson was selected as co-captain on defense along with Dexter Coakley.

**2001:** Woodson was clearly the most valuable player on the Dallas defense. He led the team with three interceptions, marking the first time in his career he has led the Cowboys defense outright in that department (he tied for the team lead in 1994 and 1996). He also tied for the team lead in tackles for lost yardage with nine, while his 131 total stops were good for third on the club, trailing Dat Nguyen (172) and Dexter Coakley (134). In an ongoing display of unselfishness, Woodson also racked up 11 special teams tackles, marking the seventh time in his 10-year career that he has reached double figures in special teams tackles. In the opener against Tampa Bay (9/9), Woodson was second on the team with a season-high 13 tackles and helped limit the Bucs wide receivers to 9.7 yards-per-reception, including just one completion over 20 yards. He also recorded his 19th career interception with a second-quarter pick off Brad Johnson while covering Keyshawn Johnson. On the run side, he added two tackles for a loss while helping hold the Bucs to 2.2 yards-per-carry. In the loss to San Diego (9/23), he tied for second on the team with eight tackles. At Oakland (10/7), Woodson was second on the team with 10 tackles while helping limit the Raiders to 101 rushing yards on 34 carries (3.0 yards-per-carry). In the Monday night win over Washington (10/15), he totaled five tackles while helping limit the Redskins to 123 net passing yards on the night. In Dallas' 17-3 win over Arizona (10/28), he was third on the team with nine tackles while helping limit the Cards to 75 rushing yards. At the N.Y. Giants (11/4), Woodson's six tackles moved him past Randy White (1,104 career tackles) and into second place on the club's all-time tackle list with 1,106. He also forced two fumbles in the Giants game, including one on kickoff coverage that set Dallas up at the Giants' 27-yard line. At Atlanta (11/11), he recovered a Michael Vick fumble at midfield to set Dallas up for its only touchdown drive of the game. He also had a tackle for a loss as the Falcons were limited to 201 total yards, including just 46 net yards passing, the lowest passing total by an opponent since the N.Y. Giants were held to 42 yards on Sept. 8, 1996. In the loss to Philadelphia (11/18), Woodson recorded the 20th interception of his career and tied his season high with 13 tackles. He also tied his season-high with two tackles for losses while breaking up two passes as the Eagles were limited to 227 total yards, including just 129 through the air. In the Thanksgiving Day loss to Denver (11/22), he was second on the team with 10 tackles. Woodson's effort helped limit Denver to 160 net yards passing and a 3.1 yards-per-carry average on the ground. In Dallas' big road win at Washington (12/2), he tied for the team lead with eight tackles while adding two quarterback pressures. He spearheaded a defensive unit that limited Stephen Davis to 53 yards on 17 carries (3.1 avg.) and the Redskins passing game to 196 net yards. In the following week's win over the Giants (12/9), Woodson recorded his 21st career interception with a game-icing pick of Kerry Collins in the fourth quarter. He also added two special teams tackles on kickoff coverage against New York. At Seattle (12/16), he was second on the team with 12 tackles despite suffering a right knee contusion in the second quarter. He also broke up a pass and helped limit the Seahawks to 139 net yards passing on the day. In the Cowboys' surprise victory over playoff-bound San Francisco (12/30), Woodson was second on the team with nine tackles. The 49ers were limited to 229 net yards passing, including just 149 through three quarters. On the ground, the NFL's second ranked running game (146 yards-per-game) was limited to 56 yards.

**2000:** Woodson was enjoying another stellar campaign at strong safety, leading the team in tackles with 123 stops before a fractured forearm at Baltimore (11/19) brought a premature end to his season. Although he missed the final five games of the year and was placed on injured reserve Dec. 14, he still finished the year as the team's third leading tackler and was fourth in special teams tackles with 11. In the season opener against Philadelphia (9/3), Woodson tied for the team lead with 13 tackles. The following week at Arizona (9/10), he finished with nine tackles, a tackle for a loss and a pass defended while helping limit the Cardinals to 3.0 yards-per-rushing attempt. At Washington (9/18), he led the team with 13 tackles and assisted in shutting down the Redskins big-play passing attack by limiting their four wide



receivers to 12 catches for 97 yards (8.1 yards-per-catch) with a long of 14 yards. In the loss to San Francisco (9/24), he recorded a team-high 15 tackles, his best performance since recording 17 stops against Atlanta on Oct. 20, 1996. In the overtime win at Carolina (10/1), he led the secondary with 10 tackles while adding a tackle for a loss, forcing a fumble and breaking up two passes – including a key fourth-down pass from Steve Beuerlein that ended a Panthers potential scoring drive in the fourth quarter. At the N.Y. Giants (10/15), he recorded eight tackles and helped limit the Giants to 108 yards passing. In the Cowboys 48-7 win over Arizona (10/22), Woodson led the team with nine tackles and recorded his first interception of 2000 with a third quarter pick of Jake Plummer to set up a Dallas touchdown. He also helped limit Cardinal wide receivers to five receptions for 51 yards through three quarters, including three receptions for 17 yards by starters Boston and Sanders. In addition, Woodson led Dallas with four special teams tackles, tying his single-game career-high. Against Jacksonville (10/29), he recorded his 1,000th career tackle, becoming just the fourth player in club history to reach the 1,000 tackle mark, joining Lee Roy Jordan, Randy White and Ed Jones. He finished that game with 13 stops – second best on the team. The following week at Philadelphia (11/5), Woodson led the team with 16 tackles, the highest single-game tackle total by a Cowboys defender in 2000. He also recorded his second interception of the season with a second quarter pick of McNabb and helped limit the Eagles running backs to 77 yards on 25 carries (3.1 avg.) and their wide receivers to four receptions for 49 yards. In the win over Cincinnati (11/12), Woodson posted eight tackles as the Bengals were limited to 195 total yards and just 56 net passing yards. In that game, he also moved past Ed Jones (1,032 career tackles) into third place on the club's all-time tackle list. Woodson's season came to an abrupt end at Baltimore (11/19) when he suffered a fractured forearm in the second quarter. He returned to action in the second half and registered nine tackles, but the injury eventually forced him to miss the remaining five games of the year.

**1999:** Although not receiving public accolades, Woodson still performed at a level Cowboys coaches, players and fans have come to expect. Despite missing the game at Philadelphia (10/10) with a sprained left ankle, he finished third on the team with 128 tackles while recording a then career-high seven quarterback pressures, eight passes defended, three tackles behind the line of scrimmage, two interceptions and a sack. While registering five double-digit tackle games during the season, he also finished fourth on the team with 13 special teams stops. Woodson opened the season tying for the team lead with nine tackles at Washington (9/12) while also tying for the team lead with three special teams tackles despite suffering a bruised biceps midway through the game. Against Atlanta (9/20), he tied for the team lead with 11 tackles while leading the team with a career-high four quarterback pressures and adding his only sack of the season. He posted six tackles, a tackle for a loss and a pass defended against Arizona (10/3) before missing the game at Philadelphia (10/10) after suffering a sprained left ankle in practice the Thursday before the game. He returned to the starting lineup at the N.Y. Giants (10/18) and registered nine stops. He led the team with 12 tackles and forced a fumble at Indianapolis (10/31) before tying for the team lead with eight tackles at Minnesota (11/8). Against Green Bay (11/14), Woodson tied for the team lead with 11 tackles to help limit the Packers to 40 yards rushing. On Thanksgiving Day, he registered 10 tackles to help shut out Miami (11/25). At New England (12/5), he posted seven tackles and recorded his first interception of the season when he picked off Drew Bledsoe in the end zone to end a Patriots second quarter scoring threat. Woodson also recorded the 100th special teams tackle of his career against the Pats. He registered six tackles against Philadelphia (12/12) and a week later, he recorded a season-high 13 stops against the N.Y. Jets (12/19). He tied his career-high with three passes defended, including his second interception of the year, at New Orleans (12/24) while tallying six tackles in helping hold Ricky Williams to 61 yards on 23 carries (2.7 avg.). He finished with seven tackles in the season finale against the N.Y. Giants (1/2/00). In Dallas' NFC Wild Card Playoff Game at Minnesota (1/9/00), Woodson recorded a postseason career-high 13 tackles while adding a tackle for a loss and a pass defended.

**1998:** Back to full health, Woodson regained his spot at the top of the Dallas tackle chart, leading the team with 136 stops – the third best performance of his career. His three sacks tied his career-high, and he posted six double figure tackle games. He was also second on the team with 11 passes defended, the second best total of his career. This high productivity level earned him All-Pro selection by *The Sporting News*. It was the fourth time in his career he has been named All-Pro, tying Mel Renfro and Cliff Harris as the most decorated safeties in club history. Following the season, Woodson made his fifth consecutive trip to Hawaii as a member of the NFC Pro Bowl squad. The honor that may have meant the most to Woodson was the Ed Block Courage Award, an honor voted on by his Dallas teammates and given to the player who has overcome injuries to return to the field. He opened the season against Arizona (9/6) by finishing with five tackles and helping limit the Cardinals to 205 total yards. He was second on the team with nine tackles at Denver (9/13) before leading the squad with a season-high 12 tackles at the N.Y. Giants (9/21). In the Giants game, the Dallas defense limited New York to 56 rushing yards. Woodson came right back the next week against Oakland (9/27) and tied his season-high with another 12-tackle performance. He again led the team with 11 stops at Washington (10/4) while helping limit the Redskins to 164 yards on 13-of-29 passing (44.8%). His eight-tackle game at Chicago (10/18) helped limit the Bears to 79 rushing yards on 31 carries. Woodson logged his only interception of the season at Philadelphia (11/2) while deflecting two other passes to help limit the Eagles to 104 passing yards, including six receptions for 38 yards from their wide receivers (6.8 avg.). Against the N.Y. Giants (11/8), Woodson recorded the first multi-sack game of his career while leading the team with 11 tackles and three special teams tackles. He again led the team in tackles with 11 at Arizona (11/15) and nine against Seattle (11/22). He also added his third sack of the season against Seattle – which forced a Warren Moon fumble that led to the first Dallas touchdown of the day. For the fourth straight game, Woodson was at the top





of the tackle chart, tying for the team lead with eight stops against Minnesota (11/26) while adding a team-high two tackles for a loss. He was second on the team with 10 tackles at New Orleans (12/6), posting his sixth double digit tackle game of the season. His three passes defended at Kansas City (12/13) led the team and tied his single-game career-best. He also totaled eight tackles on the day. Woodson closed out the season with six tackles and a forced fumble against Philadelphia (12/20) and seven-tackles against Washington (12/27). In the Wild Card Playoff Game against Arizona (1/2/99), he led the team with three passes defended, including a fourth quarter interception that stopped a Cardinals drive at the Dallas 16-yard line.

**1997:** Although Woodson's season was affected by injuries, causing him to miss two regular season starts for the first time since becoming a full-time starter in 1993, he was still recognized as the game's best strong safety, earning his fourth consecutive spot on the NFC Pro Bowl squad. From Week Two of 1993 through Week Seven of 1997, Woodson had started 80 straight games (including playoffs), but that streak came to an end when he was forced to miss the game at Philadelphia (10/26) with a hyperextended right knee. It was the first time he had not suited up for a game in his career (100 consecutive games). He also missed the Thanksgiving Day game against Tennessee with a sprained right shoulder. Woodson's ability to play through injuries earned him the Dallas Cowboys Unsung Hero Award from the NFL Players Association. Despite the two missed games, he still finished the year fifth on the team with 97 tackles, while also leading the team with three forced fumbles. He tied for the team lead in fumble recoveries with two. At Arizona (9/7), he had a career-high two forced fumbles and logged seven tackles. His second quarter sack and forced fumble came on a blitz of Cardinals QB Kent Graham, and the fumble was returned four yards for a touchdown by Chad Hennings. The next week against Philadelphia (9/15), he led the team with 11 tackles as the Dallas defense limited the Eagles to 5.8 yards-per-pass play. Two weeks later, Woodson recorded his first interception of the season to set up a Dallas field goal against Chicago (9/28) while adding six tackles. At Washington (10/13), Woodson tied for fourth on the team with eight tackles despite suffering a hyperextended right knee in practice the Thursday before the game. He also forced a Redskins fumble that Dexter Coakley returned 16 yards for a touchdown. In the victory over Jacksonville (10/19), he registered four tackles before re-aggravating his hyperextended right knee early in the third quarter and leaving the game. After sitting out the Eagles game (10/26) the next week, Woodson returned to the starting lineup at San Francisco (11/2) and was second on the team with a season-high tying 11 tackles. He also led the team with two special teams tackles and recovered a fumble at the Cowboys 17-yard line to end a 49ers threat late in the first half. At Green Bay (11/23), he logged five tackles despite suffering a strained right shoulder in the second quarter. He returned to the game midway through the fourth quarter, but the shoulder injury kept him out of the Thanksgiving Day game with Tennessee (11/27) four days later. At the conclusion of the season, Woodson underwent an exploratory arthroscopic debridement of his right shoulder by Dr. James Andrews on Jan. 14, 1998 in Birmingham, Ala.

**1996:** Woodson capped another stellar season with his second consecutive All-Pro selection and his third straight Pro Bowl appearance. For the second time in his career, he tied for the team lead in interceptions (five, with Kevin Smith), matching the career-high number of interceptions he collected in 1994. He was also second on the team in tackles with 118 stops, topping the 100-tackle mark for the fourth consecutive season to become the first Dallas player to accomplish that feat since Michael Downs (1983-1986). He finished the year second on the team in special teams tackles (18) and passes defended (10). Woodson also compiled a career-high three sacks - marking the most sacks by a Dallas defensive back since Kenny Gant had three in 1992. In the season opener at Chicago (9/2), Woodson tied for the team lead among defensive backs with eight tackles, while also recovering a fumble to set up Dallas' first field goal. In the loss at Buffalo (9/22), Woodson picked up his first interception of the year while helping limit the Bills to just 89 passing yards. The next week at Philadelphia (9/30), he led the team with 11 tackles while recording his first sack of the year. In the Cowboys win over Atlanta (10/20), Woodson led the team with a season-high 17 tackles. He received a game ball for his performance against the Falcons while also recording two passes defended and a tackle for lost yardage. Woodson was the team leader in tackles with eight stops at San Francisco (11/10) while registering a sack and intercepting a third quarter pass to set up a Dallas field goal. In the Monday night victory over Green Bay (11/18), Woodson intercepted Brett Favre's two-point conversion pass attempt in the fourth quarter. Woodson recorded his third interception of the year with a fourth quarter theft at Arizona (12/8) to set up a Dallas field goal. The following week, he picked off two Drew Bledsoe passes against New England (12/15), marking the second time in his career he has had a multiple interception game (vs. Arizona, 10/9/94). In the win over the Patriots, he also led the team with nine tackles and forced a Curtis Martin fumble on third-and-one from the Dallas 16-yard line to stop a second quarter scoring drive. Later in the third quarter, he returned a pick 21 yards to the Patriots four-yard line to set up a Dallas field goal. His fourth quarter interception ended the Patriots chances with 2:22 remaining. In the playoff loss at Carolina (1/5/97), Woodson picked up his second career postseason interception on the Panther's opening drive of the game to set up a Dallas field goal.

**1995:** Darren Woodson's fourth NFL season was somewhat of a "dream season," as he closed the year in his hometown of Phoenix, AZ, playing in Super Bowl XXX in the same Sun Devil Stadium where he starred at Arizona State. Along the way to the Super Bowl, Woodson was a consensus All-Pro selection for the second consecutive year, and he earned his second straight starting berth in the Pro Bowl. In doing so, Woodson became the first Dallas defensive back to earn consecutive All-Pro honors since Everson Walls (1982-83) and the first Dallas safety to make back-to-back Pro Bowl trips since Cliff Harris (1978-79). Woodson led the Cowboys with 144 tackles and became the first defensive back to top the team tackle list since Bill Bates in 1988. He enjoyed his most productive all-around day in the loss at



Washington (10/1), leading the team with 15 tackles and returning an interception 37 yards for a touchdown, marking his second career interception return for a score. In the Cowboys win over the Raiders in Oakland (11/19), Woodson recorded a season-high 16 tackles, including a career-high tying 11 solo stops. He also had two passes defended and a key interception at the Raiders four-yard line that stopped a fourth quarter drive. His other top tackling performances came in the following regular season games: at Minnesota (12 stops on 9/17), San Francisco (10 on 11/12), at Philadelphia (14 on 12/10) and against the N.Y. Giants (12 on 12/17). In addition to leading the team in tackles during the regular season, Woodson also led the team with 23 postseason tackles, including a team-high 11 stops against Pittsburgh in Super Bowl XXX (1/28/96). In the divisional playoff win over Philadelphia (1/7/96), his hit on Eagles quarterback Rodney Peete forced Peete to leave the game with a concussion.

**1994:** Woodson's rapid climb to the top level of NFL safeties reached the summit in 1994 – his third year in the NFL and second year as a starter. He was a consensus All-Pro, and he tied for the Cowboys' team lead in interceptions while becoming the first Dallas defensive back to be selected as a Pro Bowl starter since Everson Walls (1985). Woodson's five interceptions ranked fifth in the NFC and 10th in the NFL and were the most by a Dallas safety since Michael Downs had six in 1986. Woodson recorded his second straight 100-plus-tackle season by finishing the year second on the club with 113 stops while tying for third on the team in passes defended with 12. Woodson got off to a blazing start by earning game balls in six of the Cowboys first seven games. Those games and his performances are as follows: at Pittsburgh (9/4) – in the season opener, Woodson's seven tackles helped hold the Steelers to 126 yards in total offense. Against Houston (9/11) – he recorded 13 tackles and picked up his first career regular season interception. At Washington (10/2) – he forced a fumble on the opening kickoff and tied for the team lead in special teams tackles with two. Against Arizona (10/9) – he led the team in tackles with seven and recorded two interceptions that led to Dallas touchdowns. It was the first multiple interception game of his career. Against Philadelphia (10/16) – while leading all Dallas defensive backs with six tackles, he also returned a third quarter interception 26 yards to set up a Cowboys touchdown. At Arizona (10/23) – Woodson registered a season-high 15 tackles. He was named the NFC's Defensive Player of the Week at Philadelphia (12/4) after recording nine tackles and stepping in front of a fourth quarter Randall Cunningham pass and racing 94 yards for a touchdown to ensure the Cowboys 31-19 victory. It was the third longest interception return in club history at the time. He recovered his only fumble of the year at Cincinnati (10/30). Despite earning All-Pro honors at safety, Woodson remained one of the Cowboys top special teams performers, tying for third on the team with 23 special team stops.

**1993:** As a second-year player, Woodson earned a starting job at strong safety in training camp and then nearly won the team's individual tackle title by collecting 155 stops – just four shy of team leader Ken Norton. Woodson's 155 tackles were the most ever by a Dallas defensive back. Moreover, with eight double-digit tackle games, he joined Eugene Lockhart (16 in 1989) as only the second Dallas player to register at least seven double-figure tackle games in a season (since game-by-game records were kept in 1984). He led the Cowboys in fumble recoveries with three (while forcing another) and contributed four tackles for lost yardage totaling 13 yards. He enjoyed an all-time game in the regular season finale at Giants Stadium (1/2/94) – collecting a career-best 19 tackles (the most ever by a Dallas defensive back in a single game) and one fumble recovery. His 19 tackles against the Giants tied him for second (at the time) on the Cowboys all-time single-game tackle list. For the regular season, Woodson averaged 9.7 tackles-per-game, but over the course of the last nine games, he contributed 11.8 tackles-per-game. That stretch included the Cowboys' four games in the month of November where Woodson turned in double figure tackle totals in all four games and 48 total stops. He closed the month of November with 15 tackles against Miami on Thanksgiving Day (11/25). He was the team's leading tackler in the playoffs with 27 stops. He also registered his first professional interception in the playoffs against Green Bay (1/16/94), and he recovered a fumble in Super Bowl XXVIII against the Bills (1/30/94). Woodson missed the opener at Washington (9/6) as he was still recovering from a fractured right forearm.

**1992:** Although Woodson was a second-round draft choice of the Cowboys, his play in the nickel pass defense caught almost everyone by surprise. It was thought that moving from linebacker at Arizona State to strong safety in the NFL would take a longer adjustment period. Instead, he quickly became the club's draft surprise. Woodson became a major contributor to the defense while leading the special teams with 19 tackles. In 16 games, he recorded 33 tackles (28 solo), second among Dallas's rookies. Included was a season-high six stops in a start against the Run-and-Shoot offense at Atlanta (12/21). His first NFL start came in a pass situation defense at Detroit (11/8). Two weeks later at Phoenix (11/22), he had a season-high five solo tackles. Against Chicago (12/27), Woodson's first NFL sack forced a first-quarter fumble at Chicago's 30-yard line, but the Bear's recovered. Against Philadelphia (1/10/93) in the playoffs, he forced a fumble at the Eagles' 25-yard line to set up a Dallas field goal at the end of the first half. His standout play on special teams included a game ball for the 27-0 win over Seattle (10/11).

**COLLEGE:** An All-PAC Ten second-team selection as a senior and honorable mention All-America as a junior, Woodson played linebacker at Arizona State. Coming out of high school, he didn't have the grades to accept a football scholarship from ASU, so he started his career as a walk-on and quickly developed a reputation for being one of the fiercest hitters in the country. As a sophomore in 1989, he had a career-high 16 tackles against Stanford en route to his single-season high of 122 tackles (79 solo). Of his five career interceptions, three came in his senior season.

**PERSONAL:** Darren Ray Woodson was an All-Metro Division AAA and all-city linebacker and running back at Maryvale High School in Phoenix, Ariz. Darren ran for a career-high 225 yards and six touchdowns against Kofa High in Yuma, Ariz, tying a Phoenix Metro game record and setting a school mark. He earned three letters in football and served as team captain his senior year. He received his degree in





criminal justice from Arizona State. In 1996, Woodson served as the Dallas Cowboys spokesman in a nationally televised NFL United Way public service announcement. During the 1999-2000 school year, Woodson headed the Dallas Cowboys/Darren Woodson "Prepare to Pass" Challenge, which encouraged 10th grade students at five Dallas high schools to pass all sections of the Texas Assessment of Academic Skills test. In 2000, Woodson received the Children's Medical Center Athlete Role Model Award presented by the Dallas All-Sports Association. He is also an annual participant in the Children's Cancer Fund Fashion Show co-chaired by Troy Aikman and Roger Staubach, serving as a celebrity escort to children suffering with cancer but who serve as fashion models for the day. During the Cowboys annual Let Us Play! Sports Camp for Girls, Woodson has served as a guest flag-football coach - teaching girls from local non-profit agencies in Dallas-Ft. Worth basic football drills. In February of 2002 - at Super Bowl XXXVI in New Orleans - Woodson was named the 14th recipient of the Athletes in Action Bart Starr Award. That honor is voted on by all NFL players, and it recognizes outstanding character and leadership in the home, on the field and in the community. Woodson was a guest speaker at the club's 2001 United Way Hometown Huddle event for underprivileged youth. Woodson serves on the board of directors for Happy Hill Farm Academy, a home for 100 abused and neglected youth. He is also very active with The Salvation Army, participating in the team's 2001 press conference announcing the celebrity talent for the nationally televised Thanksgiving Day Halftime Show, donating cloths and toys for needy children through the annual Angel Tree program and serving as a guest speaker at the William Booth Society Dinner hosted at the home of Gene and Jerry Jones. Woodson also supports Athletes in Action, The Make-A-Wish Foundation, the Dallas Parks & Recreation "Send A Kid To Camp" program and local hospitals.

WOODSON'S COWBOYS TOTALS

Year	Tackles			Sacks	Tkl/ Loss	QB Press.	Passes Def.	For. Fum.	Special Teams		
	Solo	Ast.	Tot.						Solo	Ast.	Tot.
1992	28	5	33	1.0 (0)	1(-4)	1	4	1	14	5	19
1993	89	66	155	0.0 (0)	4(-13)	1	4	1	1	1	2
1994	69	44	113	0.0 (0)	3(-3)	0	12	1	16	7	23
1995	90	54	144	0.0 (0)	6(-11)	3	8	1	6	3	9
1996	70	48	118	3.0 (-17)	5(-9)	3	10	2	12	6	18
1997	45	52	97	2.0 (-24)	3(-4)	0	5	3	7	2	9
1998	74	62	136	3.0 (-17)	4(-11)	2	11	2	8	2	10
1999	71	57	128	1.0 (-8)	3(-3)	7	8	1	7	6	13
2000	74	49	123	0.0 (0)	3(-3)	0	7	1	7	4	11
2001	72	59	131	0.0 (0)	9(-16)	10	9	3	8	3	11
2002	42	31	73	0.0 (0)	4(-10)	6	2	0	2	0	2
Totals	724	527	1,251	10.0 (-75)	45(-87)	33	80	16	88	39	127

Playoffs

1992	10	4	14	0.0 (0)	0(0)	1	1	1	3	2	5
1993	16	11	27	0.0 (0)	1(-4)	0	2	0	2	0	2
1994	9	5	14	0.0 (0)	0(0)	0	1	0	0	1	1
1995	18	5	23	0.0 (0)	1(-1)	2	1	0	2	0	2
1996	8	4	12	0.0 (0)	1(-1)	0	1	0	1	2	3
1998	2	3	5	0.0 (0)	0(0)	1	3	0	0	0	0
1999	8	5	13	0.0 (0)	1(-2)	0	1	0	1	0	1
Totals	71	37	108	0.0 (0)	4(-8)	4	10	1	9	5	14

Pass Interceptions

Year	No.	Yds.	Avg.	Long	TD
1994	5	140	28.0	94t	1
1995	2	46	23.0	37t	1
1996	5	43	8.6	21	0
1997	1	14	14.0	14	0
1998	1	1	1.0	1	0
1999	2	5	2.5	5	0
2000	2	12	6.0	12	0
2001	3	11	3.7	6	0
2002	1	1	1.0	1	0
Totals	22	273	12.4	94t	2

Playoffs

1993	1	5	5.0	5	0
1996	1	0	0.0	0	0
1998	1	19	19.0	19	0
Totals	3	24	8.0	19	0

Opponents' Fumbles Recovered

Year	No.	Yds.	Avg.	Long	TD
1993	3	0	0.0	0	0
1994	1	0	0.0	0	0
1997	2	0	0.0	0	0
2001	1	0	0.0	0	0
2002	1	2	2.0	2	0
Totals	8	2	0.3	2	0

Playoffs

1993	1	0	0.0	0	0
------	---	---	-----	---	---

Woodson's Single-Game Bests

Total Tackles - 19 @ N.Y. Giants, 1/2/94  
 play-offs - 13 @ Minnesota, 1/9/00  
 Solo Tackles - 11 three times, last @ Philadelphia, 11/5/00  
 play-offs - 8 vs. Pittsburgh, 1/28/96 and @ Minnesota, 1/9/00  
 Interceptions - 2 twice, vs. Arizona, 10/9/94; and vs. New England, 12/15/96  
 Passes Defensed - 3 four times, last @ New Orleans, 12/24/99  
 play-offs - 3 vs. Arizona, 1/2/99  
 Quarterback Pressures - 4 vs. Atlanta, 9/20/99  
 Forced Fumbles - 2 @ Arizona, 9/7/97



# Ryan Young

## Tackle

6'5" ★ 320 ★ 6/28/76

**Kansas State**

**UFA (Houston) for '03**

**NFL: 5th Year ★ Cowboys: 1st Year**



**GAMES/STARTS** (regular season, playoffs): 1999 (16/8 – NYJ), 2000 (16/16 – NYJ), 2001 (16/16, 1/1 – NYJ), 2002 (9/8 – Hou.). Totals – 57/48, 1/1.

**PRO:** When Bill Parcells took over the coaching reigns of the Dallas Cowboys in January, one of his top priorities was solidifying the offensive line. When the free agency period began, Ryan Young thought he was up to the task of helping Parcells make that happen. Originally drafted by Parcells in the seventh round of the 1999 NFL Draft (223rd overall), Young earned a spot in the Jets starting line-up by midseason of his rookie year and never left, starting 40 consecutive games from 1999-2001. A massive, quick and aggressive blocker, he helped lead the way as Curtis Martin rushed for 3,435 yards in his 40 starts. On Feb. 18, 2002, Young was the second player taken by the Houston Texans in the expansion draft.

**2002:** Young spent the season battling through injuries for the first time in his career. After seeing action in 48 straight games to start his career, Young suffered a torn muscle in his groin during training camp and missed most of preseason and the first five games of the regular season. He earned his first start of the year at right tackle when the Texans visited Cleveland (10/20), and the Texans racked up a season-high 354 yards of total offense behind his blocking. He went on to start the next two weeks at Jacksonville (10/27) – in Houston's 21-19 road win – and against Cincinnati (11/3). He dressed but did not play because of soreness in his groin at Tennessee (11/10). He returned to action against Jacksonville (11/17) and was in the lineup at right tackle in the Texans' win over the N.Y. Giants (11/24), helping lead the way as Houston picked up 123 yards on the ground. Young battled an ailing knee in December, missing a start against Baltimore (12/15) and being limited to special teams action the next week at Washington (12/22). He returned to the starting lineup at right tackle for the season finale against Tennessee (12/29).

**2001:** Young started all 16 games at right tackle for the Jets and helped the club rank second in the AFC, fourth in the NFL, in rushing offense. He was also a key part of a unit that yielded just 19 sacks, fewest in the AFC and second fewest in the NFL (Chicago, 17). Young's blocking helped running back Curtis Martin reach his fourth Pro Bowl with single-season club record of 1,513 rushing yards and six 100-yard rushing games. The line set a club-record by not allowing a sack in four consecutive games (Dec. 9 – Dec. 30). His work helped the Jets average 4.7 yards-per-carry in the season opener against Indianapolis (9/9), and to eat up 36:37 of the clock in a 13-12 win at Carolina (10/28). In a Sunday night win at New Orleans (11/4), the club rushed for 142 yards behind his blocking, and the following week against Kansas City (11/11), he aided an offense that racked up 353 yards and allowed no sacks. He helped keep the Steelers' top-ranked defense off quarterback Vinny Testaverde at Pittsburgh (12/9) and helped the offense produce 302 yards in a playoff-clinching triumph at Oakland (1/6/02).

**2000:** The Jets led the league in sacks allowed-per-pass play and tied Indianapolis for fewest sacks allowed (20) with Young starting all 16 games at right tackle. He contained eventual NFL sack leader Trace Armstrong as the Jets rolled up 455 yards in a wild, 40-37 overtime Monday Night win over the Dolphins (10/23). He then aided an offense that racked up 381 yards against Denver (11/5) and helped spring running back Bernie Parmalee on two fourth quarter touchdown runs in a win at Miami (11/19). Young was on the field the entire day when Martin gained a single-game club-record 203 yards on the ground against the Colts (12/3). He helped the offense rack up 524 yards in the season finale at eventual Super Bowl champion Baltimore (12/24), allowing just one sack in 69 pass attempts.

**1999:** As a rookie, Young saw action in all 16 games, moving into the starting line-up at right tackle for the final eight games of the season. He helped Martin rush for 1,464 yards on the year. Young made his NFL debut on special teams in the season opener against New England (9/12) and then earned his first NFL start in the Monday Night win at the Patriots (11/15).

**COLLEGE:** A four-year letterman and three-year starter at both tackle positions for the Wildcats, Young was a team captain as a senior and helped lead Kansas State to an 11-1 regular season mark. His work allowed the Wildcats to average 478.4 yards-per-contest.

**PERSONAL:** Young was an all-state and two-time all-conference selection at Parkway Central High School in St. Louis, Mo., where he competed on both sides of the line. He interned at the LORD group during the 2000 off-season, doing research and public relations work for websites. He is also involved in the Tex-Mex restaurant Freebirds with locations across Texas. A social science major in college, Ryan and his wife, Julie, have a son, Michael, and a daughter, Morgan.





## Rookies and First-Year Players

**Charles Alston****Defensive End****6'5" \* 272 \* 6/8/78****Bowie State****FA for '03****NFL: Rookie \* Cowboys: Rookie**

**COLLEGE:** In two seasons with the Bulldogs, Alston earned All-America honors. He finished his Bowie State career with 179 tackles (64 solo), 13 sacks, 33 tackles for loss, nine forced fumbles and five fumble recoveries. As a senior, he started every game and recorded 91 tackles and seven sacks to earn Little All-America honors and selection to the All-Central Intercollegiate Athletic Association first team. In his junior year, he recorded 68 tackles and six sacks and was selected to the All-American third team and the All-CIAA first team. Alston attended Independence (Kan.) Community College in 1999-2000 and earned All-Conference honors in 2000. He originally enrolled at Marshall University in 1997, but was ruled ineligible to play under NCAA Proposition 48 rules. Alston left Marshall the following year.

**PERSONAL:** Alston was a pathology major at Bowie State and played forward on the 2001-02 Bulldog basketball team. He lettered in football and basketball at Central High School in Washington, D.C. He is married to wife Michelle.

**Aaron Boone****Wide Receiver****6'2" \* 204 \* 1/13/78****Kentucky****FA for '03****NFL: Rookie \* Cowboys: Rookie**

**COLLEGE:** A junior college standout, Aaron Boone played his final two seasons at Kentucky after transferring from Snow College in Ephraim, Utah. He left the school with 16 touchdowns to rank third in Wildcat history for career receiving touchdowns. As a senior, he started seven games and led the team with 41 receptions for 706 yards and 10 touchdowns. In his junior year, he played in every game, starting one vs. Georgia, and caught 18 passes for 268 yards and six touchdowns. Before transferring to Kentucky, Boone was earned All-America honors at Snow College. As a sophomore, he caught 81 passes for 1,505 yards and 19 touchdowns. Boone was named the Most Valuable Player of the Dairy Bowl in Pocatello, Idaho. In 1999, Boone caught 33 passes for 645 yards and six touchdowns in his first season as a wide receiver. He enrolled at Snow College and redshirted as a freshman quarterback before originally spending two years on a church mission in Peru.

**PERSONAL:** Boone was an economics major at Kentucky. He attended Millard Fillmore High School in Fillmore, Utah and was a three year letterman and two star starter at quarterback. Aaron led his team to a 10-2 record and the Utah Class AA state championship during his senior season. He earned all-state honors in football, baseball and basketball. He is fluent in Spanish, speaks Chinese and spent six weeks in China while in junior college. His father Coley played college football at Brigham Young, his sister, Amy, played basketball and volleyball at George Mason, and his brothers, Jason and Jesse, currently play football at Utah.



## Kevin DeRonde

**Defensive End**

6'5" ★ 259 ★ 8/15/78

Iowa State

FA for '03

NFL: 1st Year ★ Cowboys: 1st Year



**PRO:** DeRonde signed with Dallas on Jan. 28, 2003 and was allocated to the Barcelona Dragons of NFL Europe for the 2003 season. He started all 10 games, recording a team-leading four sacks, 24 tackles and one forced fumble. DeRonde originally signed with Dallas on April 26, 2002 and spent the summer with the Cowboys before being released at the end of camp.

**COLLEGE:** DeRonde finished his final collegiate campaign seventh on the Cyclones squad with 68 tackles, four for losses, and two sacks. As a junior, he registered 60 stops and added five tackles in the Insight.com Bowl. DeRonde finished his sophomore campaign with 36 tackles, two for losses, and a sack. As a redshirt freshman in 1998, DeRonde saw action in all 11 games tallying 21 stops, and 2.5 sacks.

**PERSONAL:** As a senior at Pella, Iowa, High School, DeRonde tallied 110 tackles and earned an Iowa Shrine Bowl selection. He was named captain of the all-Marion county team after starting at linebacker and offensive tackle for two seasons. He also earned four letters in track and field and two in basketball.



## Markese Fitzgerald

**Cornerback**

5'10" ★ 184 ★ 4/25/79

Miami (Fla.)

FA for '03

NFL: 1st Year ★ Cowboys: 1st Year



**PRO:** Fitzgerald originally signed with Tampa Bay as an undrafted free agent on April 22, 2002 and was released on Aug. 25, 2002. He was out of football until he was signed to the Cowboys practice squad on Dec. 12, 2002.

**COLLEGE:** Fitzgerald was a four year letterman at Miami, playing in 48 games with 15 starts. His career totals include 119 tackles, five interceptions, three sacks, 24 pass breakups, four forced fumbles and one fumble recovery. As a senior, Fitzgerald finished 11th on the team in tackles, intercepted two passes and broke up an additional seven passes as a part of the Hurricanes 2001 National Championship team. As a junior, Fitzgerald played in every game, totaling 16 tackles including one for a loss, two interceptions and 10 pass breakups. In 1999, Fitzgerald tallied 31 tackles, one tackle for loss, one interception and one pass breakup. As a redshirt freshman, he played 11 games and nine starts, registering 34 tackles, five pass breakups and one fumble recovery. Fitzgerald played one game in 1997 as a true freshman and received a medical redshirt after sustaining a foot injury.

**PERSONAL:** Markese Demetrius Fitzgerald majored in sociology at the University of Miami. He was honored as a *Prep Star* and *Super Prep Magazine's* All-America and a Class 5A First Team all-state selection. Fitzgerald amassed 110 tackles, five interceptions, four sacks and was named team MVP at Dixie Hollins High School in St. Petersburg, Fla. during his senior season. He totaled 21 career interceptions and played in the Florida-Georgia All-Star Game.





## Michael Hawkes

**Linebacker**

**6'0" ★ 228 ★ 4/11/77**

**Virginia Tech**

**FA for '03**

**NFL: 1st Year ★ Cowboys: 1st Year**



**GAMES/STARTS:** 2000 (1/0), 2001 (2/0) Totals (3/0)

**PRO:** Hawkes originally signed with the Carolina Panthers as a rookie free agent on April 26, 2000 and spent the 2000 training camp with the Panthers before being released at the end of camp. He re-signed to Carolina's practice squad and remained there for the first 15 weeks of the season. On Dec. 19, Hawkes was moved to the active roster and played in the season finale against Oakland (12/24). After going through the 2001 training camp with Carolina, Hawkes returned to the Panthers' practice squad at the start of the season. On October 12, 2001, he signed to the Panthers' active roster, played in two games, and was then released on Oct. 25 2001. He was out of football until signing with St. Louis on Jan. 16, 2002. He spent the 2002 training camp with the Rams, but was released at the end of camp. St. Louis allocated Hawkes to NFL Europe in the spring of 2002 where he started all 10 games at middle linebacker for the Scottish Claymores and finished second on the team with 43 tackles. He also had a sack, three passes defended, and a fumble recovery. Hawkes was out of football until signing with Dallas on Jan. 2, 2003.

**COLLEGE:** As a senior, Hawkes was named Second team All-Big East. He started every game for Virginia Tech and totaled 69 tackles, two interceptions and three sacks in helping the Hokies reach the National Championship Game in the Sugar Bowl. As a junior, he racked up 79 tackles, 5.5 sacks and three interceptions in 11 starts. He registered 20 tackles and one sack as a sophomore. After redshirting as a true freshman, Hawkes registered four tackles in his freshman season.

**PERSONAL:** At Virginia Tech, Michael Tranzo Hawkes majored in family and child development. He was named both the region and district Defensive Player of the Year as a senior linebacker at Nottoway High School in Blackstone, Va. and also received all-Group AA recognition as a tight end.



## DeVeren Johnson

**Wide Receiver**

**6'4" ★ 211 ★ 9/21/78**

**Sacred Heart**

**D-6b for for '03 (208th overall)**

**NFL: 1st Year ★ Cowboys: 1st Year**



**PRO:** In an attempt to find the hidden gem of the draft, the Cowboys selected DeVeren (pronounced DEV-rin) Johnson in the sixth round (208th overall) of the NFL Draft. Originally, Johnson spent training camp with Dallas but was released on Aug. 27th. He re-signed to the Cowboys practice squad on Sept. 2, and remained there for the entire season.

**COLLEGE:** As a senior, Johnson earned All-North East Conference and I-AA Mid-Major All-America honors as he hauled in 49 passes while leading the conference in receiving yards (1,157), touchdowns (13) and yards-per-catch (23.6). He helped lead the Pioneers to a perfect 11-0 record and their first-ever NEC title in the ECAC Bowl. Johnson was an All-NEC selection as a junior after posting 38 receptions for 593 yards (15.6 avg.) and six touchdowns after transferring from Champlain Junior College. He added 16 points-per-game and 8.0 rebounds-per-game for the school's basketball team. Johnson returned to the basketball squad for his sophomore year at Champlain Junior College and saw action in 24 games, totaling 141 points (5.9 per game), 102 rebounds (4.3), 15 steals and five blocked shots. As a freshman at Champlain, Johnson played 32 games for the schools basketball team, averaging 7.9 points-per-game and 5.7 rebounds-per-game while adding 50 steals and 20 blocked shots.

**PERSONAL:** DeVeren Johnson played outside linebacker and wide receiver as a sophomore and junior at University City High School in San Diego, Calif. He played on the basketball team as a sophomore. He has a degree in business management from Sacred Heart.



## Joe Johnson

### Offensive Tackle

6'5" ★ 305 ★ 9/13/80

Central Missouri State

FA for '03

NFL: 1st Year ★ Cowboys: 1st Year



**PRO:** Joe Johnson signed with Dallas on Jan. 27, 2003 and was allocated to the Scottish Claymores of NFL Europe for the 2003 season. He saw action in all 10 games, helping Scotland lead the league in rushing offense and total offense. Johnson originally signed with the B.C. Lions of the CFL on July 23, 2002, but was assigned to their practice squad and then was released on Aug. 15, 2002.

**COLLEGE:** As a senior, Johnson earned Honorable Mention All-MIAA honors and helped Central Missouri State set a school record 10 wins, including a 48-17 win at the Mineral Water Bowl. He was a two year starter at CMSU after transferring from Blinn Community College.

**PERSONAL:** Johnson is a native of Houston, Texas, graduating from North Shore High School.



## Dustin Keith

### Center

6'5" ★ 295 ★ 8/8/77

Virginia

FA for '03

NFL: 1st Year ★ Cowboys: 1st Year



**PRO:** Keith signed with Dallas on Jan. 27, 2003 and was allocated to NFL Europe. He returned to the Rhein Fire for the 2003 NFL season, starting all six games he played and helping lead the league's second ranked rushing attack to a second straight appearance in the World Bowl. He signed with Washington on Jan. 23, 2002 and was allocated to NFL Europe. Keith started in 10 games, helping lead Rhein to the World Bowl. Keith spent the 2002 training camp with Washington but was released on Aug. 30, 2002. Keith originally signed with the N.Y. Jets on April 26, 2001. He spent the 2001 training camp with the Jets but was released in August.

**COLLEGE:** As a senior, Keith started 12 games at center for Virginia. Previously, he was a reserve along the offensive line, primarily as a tackle. He began his college career at Virginia as a defensive tackle, switching to the offensive line in the middle of the 1998 season. Keith redshirted in 1996.

**PERSONAL:** A native of Yorktown, Va., Keith attended Tabb High School, where he was rated as one of Virginia's Top 25 prospects by the *Roanoke Times*. As a senior, he recorded 89 tackles and 10 sacks. Keith received his undergraduate degree in sociology in May of 2000.



## Ola Kimrin

### Kicker

6'3" ★ 230 ★ 2/24/72

Texas-El Paso

FA for '03

NFL: 1st Year ★ Cowboys: 1st Year



**PRO:** In 2001, Kimrin enjoyed a breakout year with the Frankfurt Galaxy of NFL Europe when he emerged as the team's national kicker. He did not play in all the games, but managed to score 37 points, making seven of seven extra points and 10-of-13 field goals. He earned Special Teams Player of the Week honors when he kicked field goals of 40 and 46 yards vs. Berlin. In Week 9, Kimrin hit a 47-yard field goal,





the longest field goal by a national player in 2001. In Week 10, Kimrin earned Special Teams Player of the Week honors kicking four field goals in a win over Barcelona, tying a league record for field goals in a single game. In 2002, Kimrin returned to the Frankfurt Galaxy as the team's national kicker, scoring 57 points on 20-of-22 extra points and 12-of-24 field goals. Kimrin signed with Denver on July 24, 2002 and spent training camp with the Broncos. In the Broncos final preseason game against Seattle (8/29), Kimrin kicked a 65 yard field goal, establishing a Broncos preseason record for the longest field goal. He was released at the end of training camp and was out of football for the rest of the year. Dallas signed Kimrin on April 14, 2003.

**COLLEGE:** Kimrin played in 23 games at Texas-El Paso and was used primarily for kickoffs. He did not attempt a field goal, as he was listed as the number two place kicker and punter at the Miners' depth chart. Along with Olav and Leif Larsen of Tofte, Norway, Kimrin was one of three European players at Texas-El Paso.

**PERSONAL:** Kimrin majored in communications with a minor in film history. Prior to attending Texas-El Paso, he played club football with the Limhamn Griffins, and played soccer for the Vintrie IK in Sweden. The son of Thomas and Britt Inger Kimrin, he was born on Feb. 29, 1972 in Malmo, Sweden.



## ReShard Lee

### Running Back

5'10" ★ 232 ★ 10/12/80

Middle Tennessee State

FA for '03

NFL: Rookie ★ Cowboys: Rookie



**COLLEGE:** In only two years at Middle Tennessee State, ReShard Lee displayed an incredible ability to make plays on every snap. After his junior season, he decided to forego his final year of eligibility to test his skills as a pro. As a junior, Lee played in eleven games starting five and finishing second on the Blue Raiders in rushing with 642 yards and six touchdowns. He also caught 12 passes for 78 yards, completed three-of-four passes for 81 yards and added 252 yards on 12 kickoff returns. After the season, he was selected to the second team All-Sunbelt Conference and the Super Sleeper Team. In his first year of eligibility as a reserve tailback, Lee appeared in 11 games, rushed for 790 yards and four touchdowns, caught nine passes for 87 yards and returned 13 kickoffs for 263 yards. For his efforts, he was selected to the All-Sunbelt Conference second team. Lee sat out the 2000 season to concentrate on academics.

**PERSONAL:** Primarily used as a quarterback, Lee threw for 4175 yards and 56 touchdowns at Brunswick, Ga., High School. As a senior, he threw for 1,600 yards and 18 touchdowns and ran for 670 yards and eight touchdowns. Lee led Brunswick to 14 straight wins and to the Class 4A Championship game. He was selected as a *USA Today* honorable mention All-America, *Atlanta Journal Constitution* Class 4A first team pick and named WTOG-TV Offensive Player of the Year. At Middle Tennessee State, Lee was a general studies major.



## Gary Lusk

### Wide Receiver

6'2" ★ 201 ★ 7/21/79

Texas A&M-Kingsville

W(Chi.) for '03

NFL: Rookie ★ Cowboys: Rookie



**PRO:** Signed as a rookie free agent by the Chicago Bears May 5, 2003, Gary Lusk was waived on June 18, but immediately claimed off waivers by Dallas on June 30.

**COLLEGE:** Lusk finished his collegiate campaign as a two-year letterman at Texas A&M Kingsville, totaling 82 receptions for 1,426 yards and 15 touchdowns. He was selected as the Lone Star Conference South Division receiver of the year as he led the Javelinas with 48 catches for 858 yards and 10 scores. As a junior transfer to A&M Kingsville, Lusk saw time in 10 games registering 34 receptions for 568 yards and five touchdowns. He spent his first two years of college at Cisco, Texas, Junior College earning first-team All-America and All-Conference honors in 2000 as a sophomore.

**PERSONAL:** Lusk was a standout at Kimball High School in Dallas, Texas.



## Jonathan Martin

**Safety**

5'10" ★ 209 ★ 1/4/80

South Carolina

FA for '03

NFL: Rookie ★ Cowboys: Rookie



**COLLEGE:** Martin emerged as a team leader for the Gamecocks, finishing his career with 239 tackles, three sacks and two interceptions. As a senior, he started every game at strong safety, leading the team with 122 tackles, two sacks and one interception to earn All-SEC honors. In his junior season, he played every game as a defense reserve, finishing seventh on the team with 64 tackles and one sack. At the 2002 Outback Bowl, Martin helped the Gamecocks with five tackles and one sack as they defeated Ohio State. As a sophomore, he saw most of his action on special teams, but also contributed 53 tackles and one interception. In 1999, Martin suffered his second straight season-ending injury during two-a-days tearing ligaments in his knee. In 1998, Martin redshirted after he suffered a broken leg during fall camp.

**PERSONAL:** Martin was a management science major at South Carolina. He attended Richland Northeast High School in Columbia, S.C., where he was an all-state selection after leading the state in rushing with 2,154 yards and 25 touchdowns as a senior. As a junior, he was second in the state in rushing with 2,151 yards and 19 touchdowns. He was honored as an All-South Carolina selection by *SuperPrep* and *First Down Recruiting*.



## Don McGee

**Cornerback**

5'11" ★ 203 ★ 3/24/81

North Texas

FA for '03

NFL: Rookie ★ Cowboys: Rookie



**COLLEGE:** McGee finished his Mean Green career with 12 interceptions, ranking him fifth on North Texas all-time list. Providing leadership as a team captain and the only senior on the Mean Green defense, he started all 12 games and finished with 31 tackles and five interceptions. As a junior, McGee started all 12 games at cornerback and recorded two interceptions and 40 tackles. In his sophomore season, he started all 11 games at cornerback, tied for the Big West Conference lead in interceptions with four, registered 35 tackles, blocked two kicks and returned a blocked punt for a touchdown. As a true freshman, McGee earned his first letter seeing limited time at cornerback and full-time duty on special teams.

**PERSONAL:** McGee played on both sides of the ball as a starting defensive back and wide receiver for Lake Highlands High School in Dallas, Texas. As a senior, he broke up three passes, had 31 tackles, over 300 yards rushing, 200 yards receiving and scored five touchdowns. He earned second team all-district 9-5A honors as a wide receiver. The arts & science major competed on the North Texas track team in 2000 and tallied a personal best of 22-1 3/4 in the long jump.





## Derrius Monroe

### Defensive End

6'4" ★ 269 ★ 7/21/78

Virginia Tech

FA for '02

NFL: 1st Year ★ Cowboys: 1st Year



**PRO:** New Orleans selected Derrius Monroe in the seventh round of the 2002 NFL Draft, and he spent training camp with the Saints, making their opening day roster. After three weeks as an inactive player, Monroe was released by the Saints and then signed to their practice squad. He stayed on the Saints practice squad until being released on Nov. 5, 2002. After being released by the Saints, the Cowboys signed Monroe to their practice squad on Dec. 5, 2002, where he spent the remainder of the season.

**COLLEGE:** Monroe finished his career at Virginia Tech with 79 tackles and two sacks. As a senior, he started the year as a defensive end before being shifted to defensive tackle. Monroe played 10 games, recording a career high 44 tackles and a sack. He missed his junior season working to meet his academic requirements. As a sophomore, Monroe appeared in every game as a defensive end. Playing on both sides of the field, He registered 27 tackles. As a freshman, Monroe played in every game, splitting time between the punt coverage and defensive units. He registered eight tackles and a sack.

**PERSONAL:** Monroe graduated from Virginia Tech with a degree in sociology. He garnered honorable mention All-America honors from *USA Today*, first team All-District and All-Big Bend honors as a senior at Tallahassee, Fla., Godby High School. The *Tallahassee Democrat* ranked Monroe as the fourth overall player and the second best defensive player in the Tallahassee area. As a senior, he played defensive end for the first four games of the season, and then moved to outside linebacker. He lead Godby with 85 tackles while contributing 13 sacks and two fumble recoveries. He was named the Defensive Player of the Year in his region as a junior, when he registered 68 tackles and six sacks. He finished his high school career 149 tackles and 21 sacks.



## Keith O'Neil

### Linebacker

6'0" ★ 230 ★ 8/26/80

Northern Arizona

FA for '03

NFL: Rookie ★ Cowboys: Rookie



**COLLEGE:** Keith O'Neil finished his career with the Lumberjacks with 225 tackles, 20 sacks, and three interceptions. After his senior year, he was selected to the All-Big Sky first team for the second year in a row. He started 11 games as a senior and registered 75 tackles, 21 tackles for loss, four fumble recoveries, and three interceptions. After an interception return and a forced fumble against Cal Poly, O'Neil was named as the National Defensive Player of the Week by *The Sports Network* and *The Football Gazette*. In his junior year, O'Neil started eleven games and recorded a team-high 83 tackles, 15 tackles for loss, and one forced fumble and earned All-Big Sky honors. As a sophomore, O'Neil played in 10 games with seven starts, registering 46 tackles, 10 tackles for loss, a team best six sacks and one forced fumble. Starting his collegiate career as a true freshman at Northern Arizona, O'Neil played 10 games as a backup linebacker.

**PERSONAL:** O'Neil was a communications major at Northern Arizona. He graduated from Sweet Home High School in Amherst, N.Y., where he lettered three years in football, two years in track and two years in lacrosse. O'Neil was selected to the all-state second team, all-conference, and all-western New York teams as a senior. Edward O'Neil, Keith's father, played college football at Penn State and went to training camp with Bill Parcells' N.Y. Giants team in 1980.



## Tony Romo

### Quarterback

6'2" ★ 227 ★ 4/21/80

Eastern Illinois

FA for '03

NFL: Rookie ★ Cowboys: Rookie



**COLLEGE:** On Dec. 19, 2002, Tony Romo was the first player in Eastern Illinois and Ohio Valley Conference history to win the Walter Payton Award, given annually to the nation's top player at the NCAA Division 1-AA level. He finished his career holding school and conference records with 85 touchdown passes. He was second in school and third in conference history with 8,212 passing yards. He was also second in school history with 584 completions and 941 attempts. As a senior, he set school and conference records for completions with 258 in 407 attempts for 3,615 yards, ranked him second in conference and third in school history for a season. He threw for 34 touchdowns and scored one rushing touchdown. Romo's 3,149 yards in total offense as a senior ranked third in school and conference history. Along with the Walter Payton Award, Romo earned consensus All-America honors. He was also selected All-Ohio Valley Conference and was named OVC Player of the Year for the third straight year. As a junior, he led Division 1-AA in passing efficiency, completing 138-of-207 passes for 2,068 yards and 21 touchdowns. He was selected to the Associated Press All-America third team, All-Ohio Valley Conference first team and the OVC Player of the Year. As a sophomore, Romo ranked second in Division 1-AA in passing efficiency, completing 164-of-278 passes for 2,583 yards and 27 touchdowns. After the season, he was honored as an All-America honorable mention, an All-Ohio Valley Conference member, and the OVC Player of the Year. In 1999, his first year of collegiate football, Romo appeared in three games, completing 24-of-49 passes for 396 yards and three touchdowns. He was redshirted as a true freshman.

**PERSONAL:** Romo was a business major at Eastern Illinois. He lettered three times in football while attending Burlington, Wisc., High School.



## Shaun Smith

### Defensive Tackle

6'2" ★ 320 ★ 8/19/81

South Carolina

FA for '03

NFL: Rookie ★ Cowboys: Rookie



**COLLEGE:** Shaun Smith played as a reserve defensive end for two years at South Carolina after transferring from Butler Community College. As a senior, Smith played in every game with two starts. He recorded 38 tackles, one sack and a fumble recovery. In his junior year, he played in every game and registered 11 tackles. Before he transferred to South Carolina, he lettered twice as a defensive lineman at Butler, Kan., Community College. Smith recorded 128 tackles and a season record 20 sacks as a sophomore in 2000.

**PERSONAL:** Smith was an African-American Studies major at South Carolina. Born on Aug. 19, 1981, Shaun grew up in Brooklyn, N.Y. After his sophomore year, he moved to Wichita Heights, Kan., and played two years at defensive end at Wichita Heights High School.





## Noah Swartz

**Guard/Tackle**

6'6" ★ 318 ★ 8/10/79

Toledo

FA for '03

NFL: Rookie ★ Cowboys: Rookie



**COLLEGE:** A leader on the Rockets offensive line, Swartz played in 41 games in his four-year career at Toledo. As a senior, he started all year at right guard for a team that went 9-5 and qualified for its second consecutive Motor City Bowl. As a junior, Swartz played in 11 games, starting three, as Toledo won the Mid-American Conference title and the Motor City Bowl. He helped direct a line that ranked 17th nationally in rushing offense with 213.5 yards-per-game. As a sophomore, Swartz lined up at tackle and helped guide a line which allowed only five sacks and ranked ninth in the country in rushing at 254.0 yards per game. He played in five games as a reserve his freshman year. Swartz redshirted in 1998.

**PERSONAL:** He was named all-state honorable mention and all-area at Westland John Glenn High School in Canton, Mi. Swartz guided his team to the city championship as a senior and to the city, league, and division championships as a junior. In April 2000, the information systems major served as a volunteer for a Habitat for Humanity lot cleanup.



## Torrin Tucker

**Guard**

6'6" ★ 325 ★ 12/25/79

Southern Mississippi

FA for '03

NFL: Rookie ★ Cowboys: Rookie



**COLLEGE:** A four-year starter from Southern Mississippi, Torrin Tucker was regarded as one of the premier trap blockers in the nation. He started every game at right guard his senior year, playing on a Golden Eagles offensive line that helped Southern Mississippi average 332.3 yards per game. For his efforts, he earned All-Conference USA honors. In his junior year, he started every game at right guard, helping the offense average 340.5 yards-per-game and was selected to the Football News All-Conference USA first team. As a sophomore, he started every game, seeing action at both right tackle and left guard. As a freshman, Tucker appeared in nine games and started in five games. He redshirted as a true freshman in 1998.

**PERSONAL:** Tucker was a sports administration major and made the Dean's List in his junior and senior years at Southern Mississippi. He attended Southeast Lauderdale High School in Meridian, Miss., recording 87 tackles as a defensive lineman and scoring touchdowns on a blocked punt and a fumble return during his senior season. Tucker was selected to the all-district 7-2A team, named the most Valuable Defensive Lineman in the district, and selected to second team all-state by *The Clarion-Ledger*.



## Dave Volk

**Tackle**

6'5" ★ 300 ★ 8/1/78

Nebraska

FA for '02

NFL: 1st Year ★ Cowboys: 1st Year



**PRO:** Volk originally signed with Chicago on April 22, 2002, and spent training camp with the Bears. He was released at the end of camp and signed to the Cowboys practice squad on Oct. 12.

**COLLEGE:** A three year starter at Nebraska, Volk played both tackle positions. He ended his career with 38 consecutive starts. As a senior, he received second team All Big 12 honors, starting all 13 games. He helped the Cornhuskers average 314.7 rushing yards-per-game as the school won its record 15th NCAA rushing title and it's second straight. He earned Honorable Mention All Big 12 honors as a sophomore and a junior. As a junior, he switched from right to left tackle as the Huskers won the NCAA rushing title, averaging 349.3 yards-per-game. As a sophomore, Volk started every game at right tackle. He played in all 12 games as a redshirt freshman, serving as a backup right tackle.

**PERSONAL:** Volk graduated with a degree in psychology before the start of this senior season at Nebraska. As a student athlete, he was named first team Academic All-Big 12 three times. At Battle Creek, Neb., High School, Volk was honored twice as an all-state selection on the offensive line. As a senior, he guided his team to a Class C-I runner-up finish. Volk lettered in football, basketball, and track.



## Darrell Wright

### Defensive End

6'4" ★ 285 ★ 12/30/79

Oregon  
FA for '03

NFL: Rookie ★ Cowboys: Rookie



**COLLEGE:** Wright started 16-of-24 games in his final two seasons at Oregon. As a senior, he started 10 games and finished the season with 10 tackles, two pass breakups and half a sack. As a junior, he started six of the last seven games and finished third on the team with 22 tackles, second on the team with five sacks, recorded 10 tackles for a loss, two pass breakups and an interception. Wright transferred to Oregon after his sophomore year at Reedley College, where he was voted unanimous All-Valley Conference honoree and league defensive most valuable player. In his only season at Reedley College, Wright registered a school record 17.5 sacks and 49 tackles. He transferred to Reedley following one season at Copiah-Lincoln Junior College after originally signing a letter-of-intent with Louisville.

**PERSONAL:** Wright was a sociology major at Oregon. He was born on Dec. 30, 1979 in Fort Pierce, Fla. and went to high school at Port St. Lucie, Fla., High School. He anchored the defensive unit that ranked 11th in the state in fewest rushing yards allowed.

## 2003 Rookie and First-Year Roster

NO	NAME	POS	HGT	WGT	BIRTH-DATE	NFL-EXP	COLLEGE	HOW-ACQ.
93	Alston, Charles	DE	6-5	272	6/8/78	R	Bowie State	FA-'03
61	Bates, Justin	G	6-4	298	9/20/79	R	Colorado	D7-'03
18	Boone, Aaron	WR	6-2	204	1/13/78	R	Kentucky	FA-'03
91	DeRonde, Kevin	DE	6-5	259	8/15/78	1	Iowa State	FA-'03
26	Fitzgerald, Markese	CB	5-10	184	4/25/79	1	Miami, FL	FA-'02
53	Hawkes, Michael	LB	6-0	228	4/11/77	1	Virginia Tech	FA-'03
56	James, Bradie	LB	6-2	243	1/17/81	R	Louisiana State	D4-'03
62	Johnson, Al	C	6-5	303	1/27/79	R	Wisconsin	D2-'03
13	Johnson, DeVeren	WR	6-4	211	9/21/78	1	Sacred Heart	D6b-'02
67	Johnson, Joe	T	6-5	305	9/13/80	1	Central Missouri	FA-'03
69	Keith, Dustin	C	6-5	295	8/8/77	1	Virginia	FA-'03
2	Kimmin, Ola	K	6-3	230	2/24/72	1	Texas-El Paso	FA-'03
48	Lee, ReShard	RB	5-10	232	10/12/80	R	Middle Tennessee State	FA-'03
15	Lusk, Gary	WR	6-2	201	7/21/79	R	Texas A&M-Kingsville	W(Chil)-'03
34	Martin, Jamar	FB	5-11	256	4/12/80	1	Ohio State	D4-'02
43	Martin, Jonathan	S	5-10	209	1/4/80	R	South Carolina	FA-'03
40	McGee, Don	CB	5-11	203	3/24/81	R	North Texas	FA-'03
90	Monroe, Derrius	DE	6-4	269	7/21/78	1	Virginia Tech	FA-'02
41	Newman, Terence	CB	5-11	188	9/4/78	R	Kansas State	D1-'03
54	O'Neil, Keith	LB	6-0	230	8/26/80	R	Northern Arizona	FA-'03
9	Romo, Tony	QB	6-2	227	4/21/80	R	Eastern Illinois	FA-'03
66	Smith, Shaun	DT	6-2	320	8/19/81	R	South Carolina	FA-'03
16	Smith, Zuriel	WR	5-11	166	1/15/80	R	Hampton	D6b-'03
63	Swartz, Noah	G/T	6-6	318	8/10/79	R	Toledo	FA-'03
33	Tucker, B.J.	CB	5-11	188	10/12/80	R	Wisconsin	D6a-'03
77	Tucker, Torrin	G	6-6	329	12/25/79	R	Southern Miss	FA-'03
72	Volk, Dave	T	6-5	300	8/1/78	1	Nebraska	FA-'02
49	Witten, Jason	TE	6-5	257	5/6/82	R	Tennessee	D3-'03
74	Wright, Darrell	DE	6-4	285	12/30/79	R	Oregon	FA-'03



# Dallas Cowboys 2003 Veterans Roster

NO	NAME	POS	HGT	WGT	BIRTH-DATE	NFL EXP	COLLEGE	HOW ACCQ.
76	Adams, Flozell	T	6-7	357	5/18/75	6	Michigan State	D2-'98
73	Allen, Larry	G	6-3	335	11/27/71	10	Sonoma State	D2-'94
20	Anderson, Richie	FB	6-2	230	9/13/71	11	Penn State	UFA (NYJ)-'03
99	Blade, Willie	DT	6-3	315	2/7/79	2	Mississippi State	FA-'03
50	Brooks, Jamal	LB	6-2	245	11/9/76	2	Hampton	FA-'01
88	Bryant, Antonio	WR	6-1	192	3/9/81	2	Pittsburgh	D2b-'02
86	Campbell, Dan	TE	6-5	263	4/13/76	5	Texas A&M	UFA (NYG)-'03
17	Carter, Quincy	QB	6-2	213	10/13/77	3	Georgia	D2a-'01
23	Cason, Avein	RB	5-10	204	7/12/79	3	Illinois State	T(Det.)-'03
52	Coakley, Dexter	LB	5-10	236	10/20/72	7	Appalachian State	D3a-'97
70	Collins, Javiar	T	6-6	322	4/13/78	3	Northwestern	FA-'01
3	Cundiff, Billy	K	6-1	201	3/30/80	2	Drake	FA-'02
29	Dantzer, Woodrow	S	5-10	209	10/4/79	2	Clemson	FA-'02
25	Davis, Keith	S	5-10	201	12/30/78	2	Sam Houston	FA-'02
24	Dixon, Tony	S	6-1	213	6/18/79	3	Alabama	D2b-'01
27	Edwards, Mario	CB	6-0	199	12/1/75	4	Florida State	D6-'00
96	Ekuban, Ebenezer	DE	6-3	265	5/29/76	5	North Carolina	D1-'99
98	Ellis, Greg	DE	6-6	277	8/14/75	6	North Carolina	D1-'98
92	Evans, Demetric	DE	6-3	293	9/3/79	3	Georgia	FA-'01
10	Filipovic, Filip	P	6-2	216	11/5/77	2	South Dakota	FA-'02
84	Galloway, Joey	WR	5-11	197	11/20/71	9	Ohio State	T(Sea.)-'00
83	Glenn, Terry	WR	5-11	195	7/23/74	8	Ohio State	T(GB)-'03
97	Glover, La'Roi	DT	6-2	285	7/4/74	8	San Diego St.	UFA (NO)-'02
4	Gowin, Toby	P	5-10	167	3/30/75	7	North Texas	UFA (NO)-'03
58	Grau, Jeff	LS	6-3	257	12/16/79	2	UCLA	W(Was)-'02
65	Gurode, Andre	C	6-4	326	3/6/78	2	Colorado	D2a-'02
42	Hambrick, Troy	RB	6-1	233	11/6/76	4	Savannah State	FA-'00
47	Hunter, Pete	CB	6-2	212	5/25/80	2	Virginia Union	D5-'02
7	Hutchinson, Chad	QB	6-5	237	2/21/77	2	Stanford	FA-'02
68	Lehr, Matt	G/C	6-2	304	4/25/79	3	Virginia Tech	D5-'01
57	Mackey, Louis	LB	6-1	225	12/29/77	3	Akron	FA-'01
79	McFadden, Marques	G/T	6-5	320	9/12/78	2	Arizona	FA-'02
82	McGee, Tony	TE	6-4	241	4/21/71	11	Michigan	FA-'02
35	McKie, Jason	FB	5-11	239	5/22/80	2	Temple	FA-'02
30	Mitchell, Donald	CB	5-10	182	12/14/76	5	Southern Methodist	UFA (Ten)-'03
94	Myers, Michael	DT	6-2	292	1/20/76	6	Alabama	D4-'98
59	Nguyen, Dat	LB	5-11	243	9/25/75	5	Texas A&M	D3-'99
60	Nix, John	DT	6-1	313	11/24/76	3	Southern Miss	D7b-'01
87	Rambo, Ken-Yon	WR	6-1	195	10/4/78	3	Ohio State	FA-'01
85	Robinson, Jeff	TE	6-4	264	2/20/70	10	Idaho	UFA (StL)-'02
21	Ross, Derek	CB	5-10	197	1/5/80	2	Ohio State	D3-'02
38	Scott, Lynn	S	6-0	221	6/23/77	3	Northwestern Okla. State	FA-'01
51	Singleton, Al	LB	6-2	228	8/7/75	7	Temple	UFA(TB)-'03
55	Steele, Markus	LB	6-3	240	7/24/79	3	Southern Cal	D4-'01
64	Stewart, Dalery	DT	6-4	327	11/2/78	2	Southern Miss	D6-'01
5	Stoerner, Clint	QB	6-2	225	12/29/77	4	Arkansas	FA-'00
80	Swinton, Reggie	WR	6-0	186	7/24/75	3	Murray State	FA-'01
78	Vollers, Kurt	T	6-7	317	4/4/79	2	Notre Dame	FA-'02
71	Walter, Tyson	C/T	6-4	310	3/17/78	2	Ohio State	D6a-'02
95	Weatherington, Colston	DE	6-5	289	10/29/77	2	Central Missouri St.	D7a-'01
81	Whalen, James	TE	6-2	244	12/11/77	3	Kentucky	FA-'00
32	Wiley, Michael	RB	5-11	203	1/5/78	4	Ohio State	D5-'00
89	Williams, Randal	WR	6-3	220	5/21/78	3	New Hampshire	W(Jax.)-'01
31	Williams, Roy	S	6-0	235	8/14/80	2	Oklahoma	D1-'02
28	Woodson, Darren	S	6-1	219	4/25/69	12	Arizona State	D2b-'92
75	Young, Ryan	T	6-5	320	6/28/76	5	Kansas State	UFA (Hou.)-'03



## Cowboys All-Time Roster

## HEAD COACHES

Coach	Seasons	Years	— Regular Season —				— Postseason —			— Total —			
			Won	Lost	Tied	Pct.	Won	Lost	Pct.	Won	Lost	Tied	Pct.
Tom Landry	29	1960-88	250	162	6	.605	20	16	.556	270	178	6	.601
Jimmy Johnson	5	1989-93	44	36	0	.550	7	1	.875	51	37	0	.580
Barry Switzer	4	1994-97	40	24	0	.625	5	2	.714	45	26	0	.634
Chan Gailey	2	1998-99	18	14	0	.563	0	2	.000	18	16	0	.529
Dave Campo	3	2000-02	15	33	0	.313	0	0	.000	15	33	0	.313
All-time Totals	43	1960-02	367	269	6	.576	32	21	.604	399	290	6	.578

## ASSISTANT COACHES

Coach	Years	Position
<b>A</b>		
Alexander, Hubbard	1989-97	Receivers
Allen, Ermal	1962-69	Offensive Backfield
	1970-79	Special Assistant
	1980-83	Research and Development
Armstrong, Neill	1982-89	Research and Development
Avezzano, Joe	1990-00, 2002	Special Teams
	2001	Special Teams/Tight Ends
<b>B</b>		
Bates, Bill	1998-99	Special Teams/ Defensive Assistant
	2000	Defensive Backs
	2001-02	Defensive Nickel Package/ Assistant Special Teams
Bates, Jim	1996-97	Linebackers
	1998-99	Assistant Head Coach/ Defensive Line
Berry, Raymond	1968-69	Offensive Ends
Blake, John	1993-95	Defensive Line
Boller, Craig	1996-97	Defensive Tackles
Brodsky, Joe	1989-97	Running Backs
<b>C</b>		
Campo, Dave	1989-90	Defensive Assistant
	1991-94	Defensive Backs
	1995-99	Defensive Coordinator
Chandler, Wes	2000-02	Receivers
Coslet, Bruce	2002	Offensive Coordinator
<b>D</b>		
Dahms, Tom	1960-62	Defensive Line
Davis, Butch	1989-92	Defensive Line
	1993	Defensive Coordinator/ Linebackers
	1994	Defensive Coordinator
Dimancheff, Boris (Babe)	1960-61	Backfield
Ditka, Mike	1973-74	Receivers/Tight Ends
	1975-76, 1980	Special Teams/ Tight Ends
	1977-79, 1981	Special Teams/Receivers
<b>E</b>		
Ecklund, Brad	1960-61	Offensive Line
	1962-63	Defensive Line
Eddy, Jim	1993	Defensive Assistant
	1994-95	Linebackers
Edwards, George	1998-01	Linebackers
Erkenbeck, Jim	1987-88	Offensive Line
<b>F</b>		
Ford, Robert	1991-97	Tight Ends
Franklin, Bobby	1968-71	Defensive Backfield
	1972	Special Teams
<b>G</b>		
Geis, Wayne "Buddy"	1998-99	Quarterbacks
	2000	Offensive Nickel Package
Gilbs, Gary	2002	Linebackers
Gillman, Sid	1972	Special Assistant
<b>H</b>		
Hackett, Paul	1986	Offensive Coordinator/ Quarterbacks/Receivers
	1987-88	Offensive Coordinator/ Quarterbacks
Hall, Galen	2002	Running Backs
Hart, Tommy	1996-97	Defensive Ends
Hickey, Howard (Red)	1964-65	Offensive Ends
Hoffman, Steve	1989-02	Kickers/Quality Control
Houck, Hudson	1993-01	Offensive Line
Hughes, Ed	1973-74, 1976	Offensive Backfield
	1975	Quarterbacks/Receivers
<b>J</b>		
Jeffcoat, Jim	1998-99	Defensive Line Assistant
	2000-02	Defensive Ends
Juraszek, Joe	1997-02	Strength and Conditioning
<b>L</b>		
Lavan, Al	1980-88	Running Backs
Lowry, Alan	1982-86	Special Teams
	1987-88	Receivers
	1989	Special Teams/Tight Ends
	1990	Tight Ends
<b>M</b>		
Mackovic, John	1981-82	Quarterbacks
Meeks, Ron	1991	Defensive Assistant
Miles, Les	1998-00	Tight Ends
Myers, Jim	1962-72	Offensive Line
	1973-74	Offensive Coordinator
	1975-76	Offensive Coordinator/ Offensive Line
	1977-86	Assistant Head Coach/ Offensive Line
<b>N</b>		
Nolan, Dick	1962-67	Defensive Backfield
	1982-85	Receivers
	1986-90	Defensive Backs
<b>P</b>		
Painter, Dwain	1998-99	Receivers
Patterson, Andre	2000-02	Defensive Tackles
Pendergast, Clancy	1996-99	Defensive Assistant/ Quality Control
	2000	Defensive Nickel Package
	2001-02	Defensive Backs
<b>R</b>		
Reeves, Dan	1970-72, 1975	Offensive Backfield
	1974	Special Teams Coach
	1976	Quarterbacks/Receivers
	1977-79	Offensive Coordinator/ Offensive Backs
	1980	Offensive Coordinator/ Quarterbacks/Receivers
Reilly, Jack	1997	Quarterbacks
	2000-01	Offensive Coordinator





## Assistant Coaches, cont.

Renfro, Ray	Passing Offense	1968-72
Rhome, Jerry	Quarterbacks	1989
Robinson, Tommie	Special Assistant	1998-99
	Special Teams Assistant	2000
Roy, Alvin	Strength and Conditioning	1973-75

## S

Seamon, Greg	Tight Ends	2002
Shelton, Clarence	Running Backs	1998-01
Shofner, Jim	Quarterbacks	1983-85
Shula, Dave	Offensive Coordinator	1989
	Offensive Coordinator/	
	Quarterbacks	1990
Slowik, Bob	Defensive Assistant	1992
Smith, Glenn	Offensive Assistant	2000-01
Solari, Mike	Special Teams	1987-88
Stallings, Gene	Defensive Backfield Coach	1972-85
Stautner, Ernie	Defensive Line	1966-72
	Defensive Coordinator	1973-74
	Defensive Coordinator/	
	Defensive Line	1975-88

## T

Tubbs, Jerry	Linebackers	1966-88
Turner, Norv	Offensive Coordinator/	
	Quarterbacks	1991-93

## V

Verducci, Frank	Offensive Line	2002
-----------------	----------------	------

## W

Wannstedt, Dave	Defensive Coordinator/	
	Linebackers	1989-92
Ward, Bob	Strength and Conditioning	1976-89
Wilson, Wade	Quarterbacks	2000-02
Wise, Tony	Offensive Line	1989-92
Woicik, Mike	Strength and Conditioning	1990-96

## Z

Zampese, Ernie	Offensive Coordinator	1994-97
Zimmer, Mike	Defensive Assistant	1994
	Defensive Backs	1995-99
	Defensive Coordinator	2000-02

## PLAYERS

## A

50	Abrams, Bobby	LB, Michigan, 1992-93
21	Adams, David	RB, Arizona, 1987
76	Adams, Flozell	G/T, Michigan State, 1998-02
51/53	Adams, Keith	LB, Clemson, 2001-02
24	Adams, Vashone	S, Eastern Michigan, 1999
26	Adderley, Herb	CB, Michigan State, 1970-72
23	Adkins, Margene	WR, Henderson J.C., 1970-71
34	Agee, Tommie	FB, Auburn, 1990-94
8	Aikman, Troy	QB, UCLA, 1989-00
29	Akins, Chris	S, Arkansas-Pine Bluff, 1999-00
86	Albritton, Vince	S/LB, Washington, 1984-91
87	Alexander, Ray	WR, Florida A&M, 1988-89
63	Alford, Darnell	T, Boston College, 2002
31	Allen, Gary	RB, Hawaii, 1983-84
73	Allen, Larry	G/T, Sonoma State, 1994-02
19	Alworth, Lance	WR, Arkansas, 1971-72
96	Anderson, Antonio	DT, Syracuse, 1997-98
66	Andrie, George	DE, Marquette, 1962-72
81	Ankrom, Scott	WR, Texas Christian, 1989
10/35	Armstrong, Jimmy	DB, Appalachian State, 1987
81	Armstrong, Tyji	TE, Mississippi, 1996
64	Arneson, Jim	C/G, Arizona, 1973-74
78	Asher, Bob	T, Vanderbilt, 1970
76	Aughtman, Dowe	OL, Auburn, 1984
89	Awalt, Rob	TE, San Diego St., 1990-91

## B

33	Babb, Gene	LB/RB, Austin College, 1960-61
53	Babinecz, John	LB, Villanova, 1972-73
23	Bailey, Robert	CB, Miami, Fla., 1995
66	Baker, Jesse	DE, Jacksonville State, 1986
10	Baker, Jon	K, Arizona State, 1995
38	Baker, Sam	P/K, Oregon State, 1962-63
62	Baldinger, Brian	OL, Duke, 1982-84, 1986-87
87	Banks, Gordon	WR, Stanford, 1985-87
80	Barksdale, Rod	WR, Arizona, 1987
31	Barnes, Benny	DB, Stanford, 1972-82
80	Barnes, Gary	WR, Clemson, 1963
56	Barnes, Reggie	LB, Oklahoma, 1995
56	Barnes, Rodrigo	LB, Rice, 1973-74
81	Bateman, Marv	P, Utah, 1972-74
40	Bates, Bill	S, Tennessee, 1983-97
68	Batiste, Michael	DT/G, Tulane, 1995
46	Baynham, Craig	RB, Georgia Tech, 1967-69
11	Belden, Bob	QB, Notre Dame, 1969-70
33	Bell, Jason	CB, UCLA, 2001
91	Benson, Darren	DT, Trinity Valley C.C., 1995-98
20	Berch, Bob	S, Michigan State, 1960-61
7	Bethea, Larry	DL, Michigan State, 1978-83
7	Beuerlein, Steve	QB, Notre Dame, 1991-92
26	Bielski, Dick	TE, Maryland, 1960-61
39	Billups, Terry	CB, North Carolina, 1998
44	Bishop, Don	CB, CCLA, 1960-65
86	Bjornson, Eric	TE, Washington, 1995-99

24	Blackwell, Alois	RB, Houston, 1978-79
89	Blackwell, Kelly	TE, Texas Christian, 1993
46	Blake, Ricky	RB, Alabama A&M, 1991
28	Blount, Alvin	RB, Maryland, 1987
68	Boeke, Jim	T, Heidelberg, 1964-67
18	Boniol, Chris	K, Louisiana Tech, 1994-96
87	Borden, Nate	DE, Indiana, 1960-61
84	Borresen, Rich	TE, Northwestern, 1987
58	Bowden, Joe	LB, Oklahoma, 2000
51	Brazt, Tom	LB, Marquette, 1960
77	Bradute, Byron	T, Southern Mississippi, 1960-61
1	Brady, Kerry	K, Hawaii, 1987
82/85	Brazzell, Chris	WR, Angelo State, 1999-00
53	Breunig, Bob	LB, Arizona State, 1975-84
21/23/29	Brice, Alundis	CB, Mississippi, 1995-96
43	Briggs, Greg	S, Texas Southern, 1995
63	Brinkley, Lester	DL, Mississippi, 1990
36	Brinson, Larry	RB, Florida, 1977-79
77	Brock, Clyde	DT, Utah State, 1962-63
50	Brooks, Jamal	LB, Hampton, 2001-02
99	Brooks, Kevin	DT, Michigan, 1985-88
44	Brooks, Michael	S, No. Carolina St., 1990
62	Brotzki, Bob	T, Syracuse, 1988
79	Broughton, Willie	DT, Miami, Fla., 1989-90
33	Brown, Eric	DB, Savannah State, 1989
59	Brown, Guy	LB, Houston, 1977-82
24/34	Brown, Larry	CB, Texas Christian, 1991-95, 1998
31	Brown, Otto	DB, Prairie View, 1969
59/50	Brownlow, Darrick	LB, Illinois, 1991, 1994
88	Bryant, Antonio	WR, Pittsburgh, 2002
60	Brymer, Chris	C/G, Southern Cal, 1999
22	Bullocks, Amos	RB, Southern Illinois, 1962-64
15/89/82	Burbage, Cornell	WR, Kentucky, 1987-89
60	Burkert, Jackie	LB, Auburn, 1968-69
73	Burnette, Dave	T, Central Arkansas, 1987
57	Burton, Ron	LB, North Carolina, 1987-89
22	Butler, Bill	S, Tenn. Chattanooga, 1960

## C

60	Caffey, Lee Roy	LB, Texas A&M, 1971
57	Campos, Alan	LB, Louisville, 1996
52	Cannon, Billy	LB, Texas A&M, 1984
10	Contrell, Barry	P, Fordham, 2000
59	Capone, Warren	LB, Louisiana State, 1975
18	Carano, Glenn	QB, Nevada-Las Vegas, 1977-83
17	Carmichael, Harold	WR, Southern, 1984
10	Carrell, Duane	P, Florida State, 1974
75	Carter, Jon	DT, Pittsburgh, 1989
17	Carter, Quincy	QB, Georgia, 2001-02
96/98	Carver, Shante	DE, Arizona State, 1994-97
25	Case, Scott	S, Oklahoma, 1995
34	Casillas, Tony	DT, Oklahoma, 1991-93, 1996-97
54	Cerqua, Marc	LB, Carson-Newman, 2001
79	Cesario, Sal	G, Cal. Poly SLO, 1987
35	Chancey, Robert	RB, no college, 1999



- 85/89 **Chandler, Thornton**, TE, Alabama, 1986-89  
 72 **Cheek, Louis**, OL, Texas A&M, 1990  
 95 **Chevrier, Randy**, DT, McGill, 2001  
 85 **Chiaverini, Darrin**, WR, Colorado, 2001  
 72 **Childress, Ray**, DT, Texas A&M, 1996  
 77 **Cisowski, Steve**, T, Santa Clara, 1987  
 42 **Clack, Darryl**, RB, Arizona State, 1986-89  
 83/17 **Clark, Mike**, K, Texas A&M, 1968-71, 1973  
 73 **Clark, Monte**, T, Southern California, 1962  
 37 **Clark, Phil**, DB, Northwestern, 1967-69  
 82 **Clarke, Frank**, TE/WR, Colorado, 1960-67  
 83 **Clay, Hayward**, TE, Texas A&M, 1998-99  
 47 **Clinkscale, Dextor**, S, South Carolina State, 1980, 1982-85  
 52 **Coakley, Dexter**, LB, Appalachian State, 1997-02  
 59 **Cobb, Garry**, LB, Southern California, 1988-89  
 63 **Cole, Larry**, DL, Hawaii, 1968-80  
 41 **Coleman, Anthony**, DB, Baylor, 1987  
 44 **Coleman, Lincoln**, RB, Baylor, 1993-94  
 86 **Coleman, Ralph**, LB, North Carolina A&T, 1972  
 10 **Collier, Reggie**, QB, Southern Mississippi, 1986  
 70 **Collins, Javier**, DT/T, Northwestern, 2001-02  
 77 **Colvin, Jim**, DT, Houston, 1964-66  
 31 **Cone, Fred**, K, Clemson, 1960  
 54/53 **Connelly, Mike**, C, Utah State, 1960-67  
 40 **Conrad, Bobby Joe**, WR, Texas A&M, 1969  
 61 **Cooper, Jim**, OL, Temple, 1977-86  
 93 **Cooper, Reggie**, LB, Nebraska, 1991  
 68 **Cornish, Frank**, C, UCLA, 1992-94  
 85 **Cornwell, Fred**, TE, Southern California, 1984-85  
 57 **Coryatt, Quentin**, LB, Texas A&M, 1999  
 84 **Cosbie, Doug**, TE, Santa Clara, 1979-88  
 44/81 **Courville, Vince**, WR, Rice, 1987  
 90 **Crockett, Willis**, LB, Georgia Tech, 1990  
 85 **Cronin, Gene**, LB, Pacific, 1960  
 3 **Cundiff, Billy**, K, Drake, 2002  
 7 **Cunningham, Randall**, QB, Nevada-Las Vegas, 2000  
 3 **Cunningham, Richie**, K, SW Louisiana, 1997-99  
 62 **Cvercko, Andy**, G, Northwestern, 1961-62
- D**
- 81 **Daniel, Tim**, WR, Florida A&M, 1993  
 45/21 **Daniels, Dick**, S, Pacific, Ore., 1966-68  
 29 **Dantzer, Woodrow**, RB, Clemson, 2002  
 87 **Davis, Billy**, WR, Pittsburgh, 1995-98  
 89 **Davis, Donnie**, WR, Southern, 1962  
 40 **Davis, Keith**, S, Sam Houston, 2002  
 57 **Davis, Kyle**, C, Oklahoma, 1975  
 77/99 **Davis, Nathan**, DT, Indiana, 1998-99  
 88 **Davis, Sonny**, LB, Baylor, 1961  
 35 **Davis, Wendell**, CB, Oklahoma, 1996-99  
 55 **Del Rio, Jack**, LB, Southern California, 1989-91  
 41 **Dennis, Pat**, CB, Louisiana-Monroe, 2001  
 21 **Dennison, Doug**, RB, Kutztown State, 1974-78  
 55 **DeOssie, Steve**, LB, Boston College, 1984-88  
 83 **Deters, Harold**, K, No. Carolina State, 1967  
 26 **Dial, Buddy**, WR, Rice, 1964-66  
 64 **Diaz, Jorge**, G, Texas A&M-Kingsville, 2000  
 51 **Dickerson, Anthony**, LB, Southern Methodist, 1980-84  
 71 **Dickson, Paul**, T, Baylor, 1960  
 76 **Diehl, John**, DT, Virginia, 1965  
 89 **Ditka, Mike**, TE, Pittsburgh, 1969-72  
 86/21 **Dixon, James**, WR/RB, Houston, 1989-91  
 24 **Dixon, Tony**, S, Alabama, 2001-02  
 34 **Doelling, Fred**, S, Pennsylvania, 1960  
 53 **Donaldson, Ray**, C, Georgia, 1995-96  
 63 **Donley, Doug**, WR, Ohio State, 1981-84  
 62 **Donohue, Leon**, G, Cal. State San Jose, 1965-67  
 67 **Donovan, Pat**, T, Stanford, 1975-83  
 83 **Doran, Jim**, WR, Iowa State, 1960-61  
 33 **Dorsett, Tony**, RB, Pittsburgh, 1977-87  
 79 **Dorsey, Char-ron**, T, Florida State, 2001-02  
 34 **Douglas, Merrill**, RB, Utah, 1961  
 30 **Dowdle, Mike**, RB/LB, Texas, 1960-62  
 26 **Downs, Michael**, S, Rice, 1981-88  
 86 **Duckett, Kenny**, WR, Wake Forest, 1985  
 89 **Dugan, Fred**, WR, Dayton, 1960  
 52 **Duliban, Chris**, LB, Texas, 1987  
 7 **Dunn, Perry Lee**, RB, Mississippi, 1964-65  
 45 **Dupre, L.G.**, RB, Baylor, 1960-61  
 89 **DuPre, Billy Joe**, TE, Michigan State, 1973-83  
 78 **Dutton, John**, DL, Nebraska, 1979-86  
 71 **Dwyer, Mike**, DT, Massachusetts, 1987

**E**

- 42 **Easmon, Ricky**, DB, Florida, 1985  
 79/77 **East, Ron**, DT, Montana State, 1967-70  
 52 **Edwards, Dave**, LB, Auburn, 1963-75  
 58 **Edwards, Dixon**, LB, Michigan State, 1991-95  
 81/87 **Edwards, Kelvin**, WR, Liberty, 1987-88  
 27 **Edwards, Mario**, CB, Florida State, 2000-02  
 52 **Eidson, Jim**, G/C, Mississippi State, 1976  
 96 **Ekuban, Ebenezer**, DE, North Carolina, 1999-02  
 53 **Elam, Onzy**, LB, Tennessee State, 1989  
 2 **Elliott, Lin**, K, Texas Tech, 1992-93  
 98 **Ellis, Greg**, DE, North Carolina, 1998-02  
 92 **Evans, Demetric**, DE, Georgia, 2001-02  
 31/27 **Everett, Thomas**, S, Baylor, 1992-93

**F**

- 63 **Falls, Mike**, G, Minnesota, 1960-61  
 27 **Fellows, Ron**, CB, Missouri, 1981-86  
 54 **Fieldings, Anthony**, LB, Morningside College, 1995  
 97 **Fields, Aaron**, DE, Troy State, 2000  
 10 **Filipovic, Filip**, P, South Dakota, 2002  
 46 **Fishback, Joe**, S, Carson-Newman, 1993-94  
 73 **Fisher, Ray**, T, Eastern Illinois, 1960  
 62 **Fitzgerald, John**, C, Boston College, 1971-80  
 55 **Flaherty, Harry**, LB, Holy Cross, 1987  
 63 **Flannery, John**, G, Syracuse, 1996-97  
 82 **Fleming, Cory**, WR, Tennessee, 1994-95  
 45 **Flowers, Richmond**, S, Tennessee, 1969-71  
 80/83 **Folkins, Lee**, TE, Washington, 1962-64  
 85 **Folsom, Steve**, TE, Utah, 1987-90  
 80 **Fontenot, Chris**, TE, McNeese State, 2000  
 80 **Ford, Bernard**, WR, Central Florida, 1989  
 46 **Fowler, Todd**, FB, Stephen F. Austin, 1985-88  
 38 **Francis, Ron**, CB, Baylor, 1987-90  
 32 **Franckhauser, Tom**, CB, Purdue, 1960-61  
 76 **Frank, Bill**, T, Colorado, 1964  
 23 **Frazier, Derrick**, CB, Texas A&M, 1996  
 71 **Frederick, Andy**, T, New Mexico, 1977-81  
 69/66 **Fricke, Ben**, G/C, Houston, 1999-01  
 90 **Frisch, Byron**, DE, BYU, 2001  
 15 **Fritsch, Toni**, K, Vienna, Austria, 1971-73, 1975  
 79 **Frost, Ken**, DT, Kentucky, 1961-62  
 75 **Fry, Bob**, T, Kentucky, 1960-64  
 84 **Fugett, Jean**, TE, Amherst, 1972-75

**G**

- 80 **Gadsden, Oronde**, WR, Winston-Salem, 1995  
 27 **Gaehter, Mike**, S, Oregon, 1962-69  
 39 **Gainer, Derrick**, RB, Florida A&M, 1992-93  
 89 **Galbraith, Scott**, TE, Southern California, 1993-94, 1997  
 84 **Galloway, Joey**, WR, Ohio State, 2000-02  
 29 **Gant, Kenneth**, CB, Albany St., 1990-94  
 61 **Garmon, Kelvin**, G, Baylor, 2000-02  
 17 **Garrett, Jason**, QB, Princeton, 1993-99  
 32 **Garrison, Walt**, RB, Oklahoma State, 1966-74  
 80 **Gay, Everett**, WR, Texas, 1988  
 35 **Gent, Pete**, WR/TE, Michigan State, 1964-68  
 67/63 **Gesek, John**, G, Cal. St.-Sacramento, 1990-93  
 11 **Gibbs, Sonny**, CB, Texas Christian, 1963  
 63 **Gibson, Aaron**, T, Wisconsin, 2001-02  
 97 **Glover, La'Roi**, DT, San Diego State, 2002  
 56 **Godfrey, Randall**, LB, Georgia, 1996-99  
 66 **Gogan, Kevin**, T, Washington, 1987-93  
 76 **Gonzaga, John**, DE, No. college, 1960  
 9 **Gonzalez, Daniel**, QB, East Carolina, 1998  
 83 **Gonzalez, Leon**, WR, Bethune, Cookman, 1985  
 23 **Goodrich, Dwayne**, CB, Tennessee, 2000-02  
 4 **Gowdy, Cornell**, DB, Morgan State, 1986  
 4 **Gowin, Toby**, P, North Texas, 1997-99  
 71 **Granger, Charlie**, T, Southern, 1961  
 28 **Granger, Norm**, RB, Iowa, 1984  
 56 **Grant, Orantes**, LB, Georgia, 2000-01  
 58 **Grau, Jeff**, LS, UCLA, 2002  
 29/48 **Green, Alex**, CB, Indiana, 1987  
 61 **Green, Allen**, P/K, Mississippi, 1961  
 34 **Green, Cornell**, DB, Utah State, 1962-74  
 79 **Gregg, Forrest**, G/T, Southern Methodist, 1971  
 77 **Gregory, Bill**, DL, Wisconsin, 1971-77  
 21 **Gregory, Glynn**, WR/DB, Southern Methodist, 1961-62  
 64 **Grottkau, Bob**, G, Oregon, 1961  
 65 **Gurode, Andre**, G/C, Colorado, 2002  
 60 **Guy, Buzz**, G, Duke, 1960





## H

64 Hagen, Halvor, C/G, Weber State, 1969-70  
 64 Haley, Charles, DE, James Madison, 1992-96  
 38 Hall, Chris, S, East Carolina, 1993  
 55 Hall, Lemanski, LB, Alabama, 1999  
 54 Hambrick, Darren, LB, South Carolina, 1998-01  
 35/42 Hambrick, Troy, RB, Savannah State, 2000-02  
 60 Hamel, Dean, DT, Tulsa, 1969-90  
 52 Hansen, Wayne, LB, Texas Wesleyan, 1960  
 54 Hardy, Darryl, LB, Tennessee, 1995, 1997  
 51 Hardy, Kevin, LB, Illinois, 2002  
 80/82 Harper, Alvin, WR, Tennessee, 1991-94, 1999  
 50 Harper, Dave, LB, Humboldt State, 1990  
 24 Harper, Roger, S, Ohio State, 1996  
 43 Harris, Cliff, S, Ouachita, 1970-79  
 86 Harris, Duriel, WR, New Mexico State, 1984  
 86 Harris, Jackie, TE, Northeast Louisiana, 2000-01  
 40 Harris, Jim, S, Oklahoma, 1961  
 80 Harris, Rod, WR, Texas A&M, 1990  
 38 Hawthorne, Duane, CB, Northern Illinois, 1999-02  
 22 Hayes, Bob, WR, Florida A&M, 1965-74  
 33 Hayes, Wendell, RB, Humboldt State, 1963  
 27 Haynes, Tommy, S, Southern California, 1967  
 56 Hays, Harold, LB, Southern Mississippi, 1963-67  
 62/78 Healy, Don, DT, Maryland, 1960-61  
 69 Hegamin, George, T, North Carolina State, 1994-97  
 58 Hegman, Mike, LB, Tennessee State, 1976-88  
 11 Heinrich, Don, CB, Washington, 1960  
 62/70 Hellestrae, Dale, OL, Southern Methodist, 1990-00  
 58 Hemsley, Nate, LB, Syracuse, 1997-99  
 56 Henderson, Thomas, LB, Langston, 1975-79  
 58/50 Hendrickson, Steve, LB, California, 1989  
 45 Hendrix, Manny, CB, Utah, 1986-91  
 85 Hendrix, Tim, TE, Tennessee, 1987  
 95 Hennings, Chad, DT, Air Force, 1992-00  
 72 Herchman, Bill, DT, Texas Tech, 1960-61  
 1 Herrera, Efrén, K, UCLA, 1974, 1976-77  
 81 Hervey, Edward, WR, Southern Cal, 1995  
 21 Higgs, Mark, RB, Kentucky, 1988  
 32 Highsmith, Alonzo, FB, Miami, Fla., 1990-91  
 9 Hilbert, Jon, K, Louisville, 2001  
 31 Hill, Bill, CB, Rutgers, 1987  
 35 Hill, Calvin, RB, Yale, 1969-74  
 25 Hill, Rod, CB, Kentucky State, 1982-83  
 80 Hill, Tony, WR, Stanford, 1977-86  
 60/90 Hill, Tony, DE, Tenn. Chattanooga, 1991-92  
 16 Hodge, Damon, WR, Alabama State, 2000  
 10 Hodson, Tommy, QB, Louisiana State, 1994  
 14 Hogeboom, Gary, QB, Central Michigan, 1980-85  
 23 Holloway, Johnny, CB, Kansas, 1986  
 47 Holmes, Clayton, CB, Carson-Newman, 1992-95  
 30 Holt, Issiac, CB, Alcorn State, 1989-92  
 24 Homan, Dennis, WR, Alabama, 1968-70  
 9 Hoopes, Mitch, P, Arizona, 1975  
 10 Horton, Ray, S, Washington, 1989-92  
 67 Houser, John, C/G, Redlands, 1960-61  
 86 Houston, Bill, WR, Jackson State, 1974  
 21 Howard, Carl, CB, Rutgers, 1984  
 99 Howard, David, LB, Cal. St. Long Beach, 1989-90  
 81 Howard, Percy, WR, Austin Peay, 1975  
 87 Howard, Ron, TE, Seattle, 1974-75  
 54 Howley, Chuck, LB, West Virginia, 1961-73  
 81 Howton, Bill, WR, Rice, 1960-63  
 51 Hoyem, Lynn, C/G, Cal. St. Long Beach, 1962-63  
 49 Huggins, Johnny, TE, Alabama State, 2001  
 42 Hughes, Randy, S, Oklahoma, 1975-80  
 32 Hughes, Tyrone, CB, Nebraska, 1998  
 11 Humphrey, Buddy, QB, Baylor, 1961  
 79 Hunt, John, G/T, Florida, 1984  
 34 Hunter, Monty, S, Salem, 1982  
 47 Hunter, Pete, CB, Virginia Union, 2002  
 52/58 Hurd, Jeff, LB, Kansas State, 1987  
 40 Hurt, Eric, CB, Cal. State San Jose, 1980  
 86 Husmann, Ed, DT, Nebraska, 1960  
 59 Hutcherson, Ken, LB, Livingston State, 1974  
 7 Hutchinson, Chad, QB, Stanford, 2002  
 57/55 Huther, Bruce, LB, New Hampshire, 1977-80, 1983  
 66 Hutson, Tony, G, N.E. Oklahoma St., 1996-99

## I

88 Irvin, Michael, WR, Miami, Fla., 1988-99  
 60 Isbell, Joe Bob, G, Houston, 1962-65  
 81 Ismail, Raghib, WR, Notre Dame, 1999-01

## J

71 Jackson, Al, G, Louisiana State, 2000-01  
 32 Jackson, Tim, S, Nebraska, 1989  
 83 Jackson, Willie, WR, Florida, 1994  
 53 Jax, Garth, LB, Florida State, 1986-88  
 77 Jeffcoat, Jim, DE, Arizona State, 1983-94  
 81 Jeffers, Patrick, WR, Virginia, 1998  
 84 Jennings, Keith, TE, Clemson, 1989  
 37 Jensen, Jim, RB, Iowa, 1976  
 19 Jett, John, P, East Carolina, 1993-96  
 86 Johnson, Butch, WR, Calif.-Riverside, 1976-83  
 23 Johnson, Mike, CB, Kansas, 1966-69  
 64 Johnson, Mitch, G, UCLA, 1965  
 29 Johnson, Undra, RB, West Virginia, 1989  
 91 Johnson, Walter, DT, Pittsburgh, 1987  
 48 Johnston, Daryl, FB, Syracuse, 1989-99  
 51 Jones, Dale, LB, Tennessee State, 1987  
 39 Jones, E.J., RB, Kansas, 1987  
 72 Jones, Ed, DE, Tennessee State, 1974-78, 1980-89  
 23 Jones, James, RB, Mississippi State, 1980-82, 1984-85  
 25 Jones, Jermaine, CB, Northwestern State (LA), 2002  
 97 Jones, Jimmie, DL, Miami, Fla., 1990-93  
 55 Jones, Robert, LB, East Carolina, 1992-95  
 55 Jordan, Lee Roy, LB, Alabama, 1963-76

## K

20 Kaiser, Jason, S, Culver-Stockton, 1999  
 57 Keller, Mike, LB, Michigan, 1970  
 60 Kennard, Derek, G, Nevada-Reno, 1994-96  
 68 Ker, Crawford, G, Florida, 1985-90  
 60 Killian, Gene, G, Tennessee, 1974  
 60 Kiner, Steve, LB, Tennessee, 1970  
 57 King, Angelo, LB, South Carolina State, 1981-83  
 63 Kiselak, Michael, C/G, Maryland, 1988-99  
 73 Kitsson, Syd, G, Wake Forest, 1984  
 79 Klein, Dick, T, Iowa, 1960  
 4 Knorr, Micah, P, Utah State, 2000-02  
 18 Kosar, Bernie, QB, Miami, Fla., 1993  
 35 Kowalczyk, Walt, RB, Michigan State, 1960  
 9 Kupp, Craig, QB, Pacific-Lutheran, 1991  
 67 Kupp, Jake, G, Washington, 1964-65  
 25 Kyle, Aaron, CB, Wyoming, 1976-79

## L

89 LaFleur, David, TE, Louisiana State, 1997-00  
 35 Laidlaw, Scott, RB, Stanford, 1975-79  
 38 Lang, David, RB, Northern Arizona, 1995  
 41 Larimore, Kareem, CB, West Texas A&M, 2000-01  
 15 Laufenberg, Babe, QB, Indiana, 1989-90  
 25 Lassic, Derrick, RB, Alabama, 1993-94  
 29 Lavette, Robert, RB, Georgia Tech, 1985-87  
 66 Lawless, Burton, G, Florida, 1975-79  
 16 Leaf, Ryan, QB, Washington State, 2001  
 14 LeBaron, Eddie, QB, Pacific, 1960-63  
 68 Lehr, Matt, C/G, Virginia Tech, 2001-02  
 34 Lester, Tim, FB, Eastern Kentucky, 1999  
 78 Lett, Leon, DL, Empona State, 1991-00  
 50 Lewis, D.D., LB, Mississippi State, 1968, 1970-81  
 23 Lewis, Woodley, WR, Oregon, 1960  
 64/67 Lilja, George, C, Michigan, 1987  
 74 Lilly, Bob, DL, Texas Christian, 1961-74  
 97 Lilly, Kevin, DT, Tulsa, 1989  
 72/64 Liscio, Tony, T, Tulsa, 1963-64, 1966-71  
 20 Livingston, Bruce, DB, Arkansas Tech, 1987  
 41 Livingston, Warren, CB, Arizona, 1961-66  
 35 Lockett, J.W., RB, Central Oklahoma, 1961-62  
 56 Lockhart, Eugene, LB, Houston, 1984-90  
 25 Logan, Obert, S, Trinity Tex., 1965-66  
 56 Long, Bob, LB, UCLA, 1962  
 19 Longley, Clint, QB, Abilene Christian, 1974-75  
 18 Lothridge, Billy, P/QB, Georgia Tech, 1964  
 84/86 Lucky, Mike, TE, Arizona, 1999-02

## M

68 Mackey, Louis, LB, Akron, 2001-02  
 51 Manders, Dave, C, Michigan State, 1964-66, 1968-74  
 22 Manning, Wade, CB, Ohio State, 1979

- 31 **Marion, Brock**, S. Nevada-Reno, 1993-97  
 31 **Marsh, Amos**, RB, Oregon State, 1961-64  
 79 **Martin, Harvey**, DE, East Texas State, 1973-83  
 83 **Martin, Kelvin**, WR, Boston College, 1987-92, 1996  
 67 **Maryland, Russell**, DT, Miami, Fla., 1991-95  
 25 **Mathews, Ray**, WR, Clemson, 1960  
 23 **Mathis, Kevin**, CB, Texas A&M-Commerce, 1997-99  
 99 **McCormack, Hurvin**, DT, Indiana, 1994-98  
 70 **McCreary, Bob**, T, Wake Forest, 1961  
 80 **McDaniels, David**, WR, Mississippi Valley, 1968  
 14 **McDonald, Paul**, QB, Southern California, 1986-87  
 25 **McDonald, Tommy**, WR, Oklahoma, 1964  
 79 **McFadden, Marques**, T, Arizona, 2002  
 83 **McGarity, Wane**, WR, Texas, 1999-01  
 82 **McGee, Tony**, TE, Michigan, 2002  
 62 **McIlhenny, Don**, RB, Southern Methodist, 1960-61  
 90 **McIntosh, Toddrick**, DT, Florida State, 1994  
 67 **McIver, Everett**, G, Elizabeth City State, 1998-99  
 35 **McKie, Jason**, FB, Temple, 2002  
 66 **McKinney, Jeremy**, G/T, Iowa, 2002  
 85 **McKinnon, Dennis**, WR, Florida St., 1990  
 82 **McKnight, James**, WR, Liberty, 1999-00  
 52 **McLean, Scott**, LB, Florida State, 1983  
 47 **McNeil, Ryan**, CB, Miami, Fla., 2000  
 35 **McSwain, Chuck**, RB, Clemson, 1983-84  
 70 **Memmelaar, Dale**, G, Wyoming, 1962-63  
 17 **Meredith, Don**, QB, Southern Methodist, 1960-68  
 77 **Meyers, John**, DT, Washington, 1962-63  
 83 **Mickey, Joey**, TE, Oklahoma, 1993  
 7 **Millen, Hugh**, QB, Washington, 1993  
 83 **Miller, Anthony**, WR, Tennessee, 1997  
 3 **Miller, Jim**, P, Mississippi, 1983-84  
 85 **Mills, Ernie**, WR, Florida, 1998-99  
 77 **Missouri, Dwayne**, DE, Northwestern, 2001  
 34 **Mitchell, Aaron**, CB, Nevada-Las Vegas, 1979-80  
 82 **Mitchell, Johnny**, TE, Nebraska, 1996  
 27 **Mobley, Singor**, S, Washington State, 1997-99  
 47 **Moegle, Dick**, S, Rice, 1961  
 23 **Montgomery, Mike**, RB/WR, Kansas State, 1972-73  
 24 **Mooty, Jim**, CB, Arkansas, 1960  
 37 **Morgan, Dennis**, RB, Western Illinois, 1974  
 14 **Morton, Craig**, QB, California, 1965-74  
 80 **Murchison, Ola Lee**, WR, Pacific, 1961  
 3 **Murray, Eddie**, K, Tulane, 1993, 1999  
 29 **Myers, Greg**, S, Colorado State, 2000  
 94 **Myers, Michael**, DL, Alabama, 1998-02  
 68 **Myles, Godfrey**, LB, Florida, 1991-96  
 62 **Myslinski, Tom**, G/C, Tennessee, 1999

## N

- 73 **Neely, Ralph**, G/T, Oklahoma, 1965-77  
 39 **Neufeld, Ryan**, FB, UCLA, 1999  
 44 **Newhouse, Robert**, FB, Houston, 1972-83  
 30 **Newsome, Timmy**, RB, Winston-Salem, 1980-88  
 67/61 **Newton, Nate**, G/T, Florida A&M, 1986-98  
 59 **Nguyen, Dat**, LB, Texas A&M, 1999-02  
 76 **Niland, John**, G, Iowa, 1966-74  
 60 **Nix, John**, DT, Southern Miss, 2001-02  
 75 **Noble, Brandon**, DT, Penn State, 1999-02  
 25 **Nolan, Dick**, S, Maryland, 1962  
 73 **Noonan, Danny**, DL, Nebraska, 1987-92  
 84 **Norman, Pettis**, TE, J.C. Smith, 1962-70  
 25 **Norton, Jerry**, S, Southern Methodist, 1962  
 51 **Norton, Ken**, LB, UCLA, 1988-93  
 84 **Novacek, Jay**, TE, Wyoming, 1990-96  
 76 **Nutting, Ed**, T, Georgia Tech, 1963  
 61 **Nye, Blaine**, G, Standord, 1968-76

## O

- 82 **Ogden, Jeff**, WR, Eastern Washington, 1998-99  
 62 **Oswald, Paul**, G, Kansas, 1988  
 76 **Otto, Bob**, DL, Idaho State, 1986  
 20 **Overton, Jerry**, S, Utah, 1963  
 31 **Owens, Billy**, DB, Pittsburgh, 1988

## P

- 62 **Page, Craig**, C, Georgia Tech, 2000  
 77 **Page, Solomon**, G/T, West Virginia, 1999-02  
 26 **Palmer, Paul**, RB, Temple, 1989  
 21 **Parks, Billy**, WR, Cal. St. Long Beach, 1972  
 62 **Parrish, James**, T, Temple, 1993-94  
 56 **Patera, Jack**, LB, Oregon, 1960-61  
 43 **Patterson, Elvis**, CB, Kansas, 1993

- 88 **Pearson, Drew**, WR, Tulsa, 1973-83  
 26 **Pearson, Preston**, RB, Illinois, 1975-80  
 9 **Peete, Rodney**, QB, Southern California, 1994  
 16 **Pelluer, Steve**, QB, Washington, 1984-88  
 59 **Penn, Jesse**, LB, Virginia Tech, 1985-87  
 22 **Peoples, George**, RB, Auburn, 1982  
 33 **Percival, Mac**, K, Texas Tech, 1974  
 43 **Perkins, Don**, RB, New Mexico, 1961-68  
 92 **Perkins, Ray**, DE, Virginia, 1987  
 39 **Perryman, Robert**, FB, Michigan, 1990  
 65 **Petersen, Kurt**, G, Missouri, 1980-85  
 58 **Peterson, Calvin**, LB, UCLA, 1974-75  
 81 **Phillips, Kirk**, WR, Tulsa, 1984  
 33 **Pinder, Cyril**, RB, Illinois, 1973  
 97 **Pittman, Kavika**, DE, McNeese St., 1996-99  
 73 **Ploeger, Kurt**, DL, Gustavus Adolphus, 1986  
 62 **Poimboeuf, Lance**, K, Southwest Louisiana, 1963  
 97 **Porter, David**, DT, Florida State, 1985  
 86 **Porterfield, Garry**, DE, Tulsa, 1965  
 81 **Powe, Karl**, WR, Alabama State, 1985-86  
 75 **Pozderac, Phil**, T, Notre Dame, 1982-87  
 89 **Price, Jim**, TE, Stanford, 1993  
 52 **Pruitt, Mickey**, LB, Colorado, 1991-92  
 75 **Pugh, Jethro**, DT, Elizabeth City, 1965-78  
 61 **Putnam, Duane**, G, Pacific, 1960

## Q

- 11 **Quinn, Mike**, QB, Stephen F. Austin, 1998-99

## R

- 64 **Rafferty, Tom**, G/C, Penn State, 1976-89  
 87 **Rambo, Ken-Yon**, WR, Ohio State, 2001-02  
 60 **Randall, Tom**, G, Iowa State, 1978  
 88 **Randle, Sonny**, WR, Virginia, 1968  
 82 **Reece, Beasley**, CB/WR, North Texas, 1976  
 68 **Reese, Guy**, DT, Southern Methodist, 1962-63  
 43 **Reese, Izell**, S, Alabama-Birmingham, 1998-01  
 30 **Reeves, Dan**, RB/QB, South Carolina, 1965-72  
 20 **Renfro, Mel**, DB/RB, Oregon, 1964-77  
 82 **Renfro, Mike**, WR, Texas Christian, 1984-87  
 19 **Rentzel, Lance**, WR, Oklahoma, 1967-70  
 76 **Reynolds, Jerry**, T, Nevada-Las Vegas, 1994  
 13 **Rhyme, Jerry**, QB, Tulsa, 1965-68  
 27 **Richards, Curvin**, RB, Pittsburgh, 1991-92  
 83 **Richards, Golden**, WR, Hawaii, 1973-78  
 70 **Richards, Howard**, G/T, Missouri, 1981-86  
 31 **Richardson, Gloster**, WR, Jackson State, 1971  
 88 **Ridgway, Colin**, P/K, Lamar Tech, 1965  
 42 **Ridlon, Jim**, S, Syracuse, 1963-64  
 30 **Riley, Earl**, S, Washington State, 2000  
 12 **Roach, John**, QB, Southern Methodist, 1964  
 87 **Roberts, Alfredo**, TE, Miami, Fla., 1991-92  
 45 **Robinson, Larry**, RB, Tennessee, 1973  
 56 **Roe, Bill**, LB, Colorado, 1980  
 50 **Rohrer, Jeff**, LB, Yale, 1982-87  
 56 **Roper, John**, LB, Texas A&M, 1993  
 20 **Ross, Derek**, CB, Ohio State, 2002  
 36 **Ross, Dominique**, RB, Valdosta State, 1995-96  
 68 **Ross, Oliver**, T, Iowa State, 1998  
 88 **Rucker, Reggie**, WR, Boston University, 1970-71  
 9 **Ruzek, Roger**, K, Weber State, 1987-89

## S

- 87 **Saldi, Jay**, TE, South Carolina, 1976-82  
 89 **Salonen, Brian**, TE/LB, Montana, 1984-85  
 70 **Sandeman, Bill**, DT, Pacific, 1966  
 21 **Sanders, Deion**, CB/WR, Florida State, 1995-99  
 80 **Santiago, O.J.**, TE, Kent, 2000  
 39 **Sargent, Broderick**, FB, Baylor, 1989  
 8 **Sawyer, Buzz**, P, Baylor, 1987  
 4 **Saxon, Mike**, P, San Diego St., 1985-92  
 68 **Scarlett, Noel**, DT, Langston, 2000  
 78 **Schaum, Greg**, DE, Michigan State, 1976  
 65 **Schoenke, Ray**, T, Southern Methodist, 1963-64  
 66 **Schultz, Chris**, T, Arizona, 1983, 1985  
 52 **Schwartz, Jim**, LB, Purdue, 1994-96  
 77 **Scifres, Steve**, OL, Wyoming, 1997  
 47 **Scott, Chuck**, WR, Vanderbilt, 1987  
 85 **Scott, Darnay**, WR, San Diego State, 2002  
 68 **Scott, Herb**, G, Virginia Union, 1975-84  
 35 **Scott, Kevin**, RB, Stanford, 1989  
 21 **Scott, Lynn**, S, Northwestern Oklahoma, 2001-02





- 52 **Scott, Sean**, LB, Maryland, 1988  
 22 **Scott, Victor**, DB, Colorado, 1984-88  
 10 **Secules, Scott**, QB, Virginia, 1988  
 6 **Seder, Tim**, K, Ashland, 2000-01  
 88 **Sellers, Ron**, WR, Florida State, 1972  
 1 **Septien, Rafael**, K, Southwest Louisiana, 1978-86  
 94/53 **Shannon, Randy**, LB, Miami, Fla., 1989-90  
 52 **Shaw, Robert**, C, Tennessee, 1979-81  
 67 **Shearin, Joe**, C, Texas, 1987  
 87/82 **Shepard, Derrick**, WR, Oklahoma, 1989-91  
 86 **Sherer, Dave**, P, Southern Methodist, 1960  
 86 **Sherrard, Mike**, WR, UCLA, 1986  
 63 **Shields, Joe**, OL, Portland State, 1987  
 50 **Shiver, Clay**, C, Florida State, 1996-98  
 46/25 **Shy, Les**, RB, Cal. St. Long Beach, 1966-69  
 82 **Simmons, Cleo**, TE, Jackson State, 1983  
 53 **Simmons, Dave**, LB, Georgia Tech, 1968  
 53 **Simmons, Victor**, LB, Central State, Ohio, 1987  
 65 **Slaton, Tony**, G, Southern Cal., 1990  
 42 **Smagala, Stan**, DB, Notre Dame, 1990-91  
 60 **Smerek, Don**, DL, Nevada-Reno, 1981-87  
 93 **Smith, Artie**, DT, Louisiana Tech, 1998  
 59 **Smith, Darrin**, LB, Miami, Fla., 1993-96  
 75/79 **Smith, Daryle**, T, Tennessee, 1987-88  
 39 **Smith, Donald**, S, Liberty, 1991  
 22 **Smith, Emmitt**, RB, Florida, 1990-02  
 24 **Smith, J.D.**, RB, No. Carolina A&T, 1965-66  
 81 **Smith, Jackie**, TE, Northwest Louisiana, 1978  
 64 **Smith, Jim Ray**, G/T, Baylor, 1963-64  
 82 **Smith, Jimmy**, WR, Jackson State, 1992  
 26 **Smith, Kevin**, CB, Texas A&M, 1992-99  
 57 **Smith, Myron**, LB, Louisiana Tech, 1998  
 67 **Smith, Sean**, DT, Grambling, 1989  
 36 **Smith, Tarik**, RB, California, 1998-99  
 33 **Smith, Timmy**, RB, Texas Tech, 1990  
 85 **Smith, Tody**, DL, Southern California, 1971-72  
 57 **Smith, Vinson**, LB, East Carolina, 1990-92, 1997  
 86 **Smith, Waddell**, WR, Kansas, 1984  
 18 **Snyder, Loren**, QB, Northern Colorado, 1987  
 54 **Solomon, Jesse**, LB, Florida State, 1989-90  
 46 **Solomon, Roland**, S, Utah, 1980  
 45 **Solwold, Mike**, TE, Wisconsin, 2001  
 20 **Sparks, Phillippi**, CB, Arizona State, 2000  
 90 **Spellman, Alonzo**, DT, Ohio State, 1999-00  
 80 **Spivey, Sebron**, WR, Southern Illinois, 1987  
 55 **Spradlin, Danny**, LB, Tennessee, 1981-82  
 20 **Springs, Ron**, RB, Ohio State, 1979-84  
 65 **Stalls, Dave**, DE, Northern Colorado, 1977-79  
 12 **Staubach, Roger**, QB, Navy, 1969-79  
 55 **Steele, Markus**, LB, Southern California, 2001-02  
 81/82 **Steele, Robert**, WR, Northern Alabama, 1978  
 79/77 **Stephens, Larry**, DE, Texas, 1963-67  
 70/53 **Stepnoski, Mark**, G/C, Pittsburgh, 1989-94, 1999-01  
 28 **Stewart, Curtis**, RB, Auburn, 1989  
 64 **Stewart, Daleroy**, DT, Southern Miss, 2002  
 40 **Stiger, Jim**, RB, Washington, 1963-65  
 83 **Still, Bryan**, WR, Virginia Tech, 1999  
 56 **Stincic, Tom**, LB, Michigan, 1969-71  
 5 **Stoerner, Clint**, QB, Arkansas, 2000-02  
 31 **Stokes, Sim**, WR, Northern Colorado, 1967  
 65 **Stone, Ron**, T, Boston College, 1993-95  
 18 **Stoudt, Cliff**, QB, Youngstown St., 1990-91  
 24 **Stoutmire, Omar**, S, Fresno State, 1997-98  
 82 **Stowe, Otto**, WR, Iowa State, 1973  
 96 **Stubbs, Daniel**, DE, Miami, Fla., 1990-91  
 30 **Studstill, Darren**, S, West Virginia, 1994  
 90 **Sturgis, Oscar**, DE, North Carolina, 1995  
 40 **Strayhorn, Les**, RB, East Carolina, 1973-74  
 55 **Strickland, Fred**, LB, Purdue, 1996-98  
 87 **Stynchula, Andy**, DE, Penn State, 1968  
 45 **Sualua, Nicky**, FB, Ohio State, 1997-98  
 72 **Sullivan, Mike**, T, Miami, Fla., 1991  
 51/57 **Swan, Russ**, LB, Virginia, 1987  
 19 **Sweeney, Kevin**, QB, Cal. St. Fresno, 1987-88  
 80 **Swinton, Reggie**, WR, Murray State, 2001-02
- T**  
 71/72 **Talbert, Don**, DE/OT, Texas, 1962, 1965, 1971  
 25 **Tautalatasi, Junior**, RB, Washington State, 1989  
 36 **Taylor, Tony**, RB, Northwestern Louisiana, 2001  
 30/31 **Teague, George**, S, Alabama, 1996, 1998-01  
 89 **Tennell, Derek**, TE, UCLA, 1992  
 27 **Thomas, Bill**, RB, Boston College, 1972  
 32 **Thomas, Blair**, RB, Penn State, 1994  
 51 **Thomas, Broderick**, LB, Nebraska, 1996-98  
 41 **Thomas, Dave**, CB, Tennessee, 1993-94  
 33 **Thomas, Duane**, RB, West Texas State, 1970-71  
 37 **Thomas, Ike**, CB, Bishop, 1971  
 59/44 **Thomas, Robert**, LB/FB, Henderson State, 1998-02  
 67 **Thompson, Broderick**, G, Kansas, 1985  
 77 **Thornton, Bruce**, DL, Illinois, 1979-81  
 32 **Thurman, Dennis**, DB, Southern California, 1978-85  
 59 **Timmer, Kirk**, LB, Montana State, 1987  
 98 **Tippins, Ken**, LB, Middle Tennessee St., 1989  
 63 **Titensor, Glen**, G, Brigham Young, 1981-86, 1988  
 53/50 **Tolbert, Brandon**, LB, Georgia, 1998-00  
 62/92 **Tolbert, Tony**, DL, Texas-El Paso, 1989-97  
 67 **Toomay, Pat**, DE, Vanderbilt, 1970-74  
 71 **Townes, Willie**, DE, Tulsa, 1966-68  
 27 **Tremble, Greg**, S, Georgia, 1995  
 87 **Truax, Billy**, TE, Louisiana State, 1971-73  
 50 **Tubbs, Jerry**, LB, Oklahoma, 1960-67  
 87 **Tucker, Jason**, WR, Texas Christian, 1999-00  
 69 **Tucker, Ross**, G, Princeton, 2002  
 71 **Tuinei, Mark**, OT/DL, Hawaii, 1983-97  
 57 **Turner, Jimmie**, LB, Presbyterian, 1984
- U**  
 93 **Ulufale, Mike**, DT, Brigham Young, 1996  
 91 **Underwood, Dimitrius**, DL, Michigan State, 2000-01
- V**  
 91 **Vanderbeek, Matt**, LB/DE, Michigan State, 1993-94  
 30 **Van Raaphorst, Dick**, K, Ohio State, 1964  
 37 **Vaughn, Lee**, DB, Wyoming, 1997  
 76 **Veingrad, Alan**, OL, E. Texas St., 1991-92  
 11 **Villanueva, Danny**, P/K, New Mexico State, 1965-67  
 78 **Vollers, Kurt**, T, Notre Dame, 2002
- W**  
 95 **Walen, Mark**, DT, UCLA, 1987-88  
 67 **Walker, Gary**, OL, Boston University, 1987  
 34 **Walker, Herschel**, RB, Georgia, 1986-89, 1996-97  
 57 **Walker, Louie**, LB, Colorado State, 1974  
 57 **Walker, Malcolm**, C, Rice, 1966-69  
 71 **Wallace, Rodney**, G/T, New Mexico, 1971-73  
 24 **Walls, Everson**, CB, Grambling, 1981-89  
 3 **Walsh, Steve**, QB, Miami, Fla., 1989-90  
 59 **Walter, Mike**, LB, Oregon, 1983  
 71 **Walter, Tyson**, T/C, Ohio State, 2002  
 78 **Walton, Bruce**, G, UCLA, 1973-75  
 89 **Ware, Derek**, TE, Central Oklahoma, 1996  
 42 **Warren, Chris**, RB, Ferrum, 1998-00  
 5 **Warren, John**, P, Tennessee, 1983-84  
 7 **Washington, James**, S, UCLA, 1990-94  
 46 **Washington, Mark**, CB, Morgan State, 1970-78  
 41 **Waters, Charlie**, DB, Clemson, 1970-78, 1980-81  
 83 **Watkins, Kendall**, TE, Mississippi State, 1995  
 94 **Watts, Randy**, DE, Catawba, 1987  
 33 **Wayt, Russell**, LB, Rice, 1965  
 95 **Weatherington, Colston**, DE, Central Missouri State, 2002  
 42 **Weich, Claxton**, RB, Oregon, 1969-71  
 66 **Wells, Norm**, G, Northwestern, 1980  
 65 **Westberry, Gary**, C, Hampton, 1987  
 30 **Westbrook, Bryant**, CB, Texas, 2002  
 46/82/83 **Whalen, James**, TE, Kentucky, 2000-02  
 30 **Wheaton, Kenny**, CB, Oregon, 1997-99  
 65/70 **White, Bob**, OL, Rhode Island, 1987-89  
 92 **White, Chris**, DE, Southern, 2000  
 11 **White, Danny**, QB/P, Arizona State, 1976-88  
 37 **White, Gerald**, FB, Michigan, 1987  
 54 **White, Randy**, DT/LB, Maryland, 1975-88  
 42 **Whitfield, A.D.**, RB, North Texas, 1965  
 53 **Whittingham, Fred**, LB, Cal. Poly SLO, 1969  
 12/10 **Widby, Ron**, P, Tennessee, 1968-71  
 78 **Widell, Dave**, T, Boston College, 1988-89  
 65 **Wilbur, John**, T, Stanford, 1966-69  
 32 **Wiley, Michael**, RB, Ohio State, 2000-02  
 42/25 **Williams, Charlie**, S, Bowling Green, 1995-00  
 79 **Williams, Erik**, T, Central (OH) State, 1991-00  
 36 **Williams, Joe**, RB, Wyoming, 1971  
 38 **Williams, John**, FB, Wisconsin, 1985  
 85 **Williams, Kevin**, WR, Miami, Fla., 1993-96  
 89 **Williams, Randal**, WR, New Hampshire, 2001-02  
 23 **Williams, Robert**, CB, Baylor, 1987-93  
 31 **Williams, Roy**, S, Oklahoma, 2002



- 20 Williams, Sherman, RB, Alabama, 1995-99
- 80 Williams, Stepfret, WR, Northeast Louisiana, 1996-97
- 86 Williams, Tyrone, WR, Western Ontario, 1993
- 1 Willis, Ken, K, Kentucky, 1990-91
- 98 Willis, Mitch, DT, Southern Methodist, 1990
- 42 Wilson, Robert, FB, Texas A&M, 1994
- 81/45 Wilson, Steve, WR/CB, Howard, 1979-81
- 11/18 Wilson, Wade, QB, East Texas State, 1995-97
- 84 Wisener, Gary, WR, Baylor, 1960
- 48 Witherspoon, Terry, FB, Clemson, 2001
- 28 Woodson, Darren, S, Arizona State, 1992-02
- 45 Woolsey, Rolly, DB, Boise State, 1975
- 57 Wortham, Barron, LB, Texas-El Paso, 2000
- 81 Wright Alexander, WR, Auburn, 1990-92
- 2 Wright, Anthony, QB, South Carolina, 2000-01

- 15 Wright, Brad, QB, New Mexico, 1982
- 41 Wright, Charles, DB, Tulsa, 1968
- 85/70 Wright, Rayfield, TE/T, Fort Valley State, 1967-79
- 73 Wright, Steve, T, Northern Iowa, 1981-82

Y

- 78 Youmans, Maury, DE, Syracuse, 1964-65
- 30 Young, Charles, RB, North Carolina State, 1974-76

Z

- 93 Zellner, Peppi, DE, Fort Valley State, 1999-02
- 6 Zendejas, Luis, K, Arizona State, 1987-89
- 62 Zentic, Mike, C, Oklahoma State, 1987
- 76 Zimmerman, Jeff, G, Florida, 1987-90

# Cowboys All-Time College Roster

A

- Abilene Christian .....1
- Air Force .....1
- Akron .....1
- Alabama .....9
- Alabama A&M .....1
- Alabama-Birm. ....1
- Alabama State .....3
- Albany State .....1
- Alcorn State .....1
- Amherst .....1
- Angelo State .....1
- Appalachian State ...2
- Arizona .....7
- Arizona State .....9
- Arkansas .....3
- Arkansas-Pine Bluff ..1
- Arkansas Tech .....1
- Ashland .....1
- Auburn .....7
- Austin College .....1
- Austin Peay .....1

B

- Baylor .....13
- Bethune-Cookman .....1
- Bishop .....1
- Boise State .....1
- Boston College .....7
- Boston University .....2
- Bowling Green .....1
- Brigham Young .....3

C

- California .....3
- Cal Poly SLO .....2
- Cal, St. Long Beach ..4
- Calif.-Riverside .....4
- Carson-Newman .....3
- Catawba .....1
- CCLA .....1
- Central Arkansas .....1
- Central Florida .....1
- Central Michigan .....1
- Central Missouri .....1
- Central Oklahoma .....2
- Central State, Ohio ...2
- Clemson .....9
- Colorado .....7
- Colorado State .....2
- Culver-Stockton .....1

D

- Dayton .....1
- Drake .....1
- Duke .....2

E

- East Carolina .....6
- Eastern Illinois .....1
- Eastern Kentucky .....1
- Eastern Michigan .....1
- Eastern Washington ..1
- Elizabeth City .....2
- Emporia State .....1

F

- Ferrum .....1
- Florida .....10
- Florida A&M .....5
- Florida State .....13
- Fordham .....1
- Fort Valley State .....2
- Fresno State .....2

G

- Georgia .....8
- Georgia Tech .....7
- Grambling .....2
- Gustavus Adolphus ..1

H

- Hampton .....2
- Hawaii .....5
- Heidelberg .....1
- Henderson J.C. ....1
- Henderson State .....1
- Holy Cross .....1
- Houston .....8
- Howard .....1
- Humboldt State .....2

I

- Idaho State .....1
- Illinois .....5
- Indiana .....5
- Iowa .....5
- Iowa State .....4

J

- J.C. Smith .....1
- Jackson State .....4
- Jacksonville State ...1
- James Madison .....2

K

- Kansas .....7
- Kansas State .....2
- Kent .....1
- Kentucky .....6
- Kentucky State .....1
- Kutztown State .....1

L

- Lamar .....1
- Langston .....2
- Liberty .....3
- Livingston .....1
- SW Louisiana-Laf. ...3
- Louisiana-Monroe ...3
- Louisiana State .....5
- Louisiana Tech .....3
- Louisville .....2

M

- Marquette .....2
- Maryland .....7
- Massachusetts .....1
- McGill .....1
- McNeese State .....2
- Miami, Fla. ....15
- Michigan .....8
- Michigan State .....13
- Mid. Tennessee St. ..1
- Minnesota .....1
- Mississippi .....6
- Mississippi State .....4
- Mississippi Valley ...1
- Missouri .....3
- Montana .....1
- Montana State .....2
- Morgan State .....2
- Morningside Coll. ...1
- Murray State .....1

N

- Navy .....1
- Nebraska .....9
- Nevada-Las Vegas. .4
- Nevada .....3
- New Hampshire .....2
- New Mexico .....4
- New Mexico State ...2
- North Carolina .....5
- North Carolina A&T ...5
- North Carolina St. ...4
- North Texas .....3
- NE Oklahoma .....1
- North Alabama .....1
- Northern Arizona .....1
- Northern Colorado ...3
- Northern Illinois .....1
- Northern Iowa .....1
- Northwest La. ....3
- Northwestern .....6
- NW Oklahoma .....1
- Notre Dame .....6

O

- Ohio State .....12
- Oklahoma .....15

- Oklahoma State .....2
- Oregon .....8
- Oregon State .....2
- Ouachita .....1

P

- Pacific .....5
- Pacific Lutheran .....1
- Pacific, Ore. ....1
- Penn State .....4
- Pennsylvania .....4
- Pittsburgh .....9
- Portland State .....1
- Prairie View A&M .....1
- Presbyterian .....1
- Princeton .....2
- Purdue .....3

R

- Redlands .....1
- Rhode Island .....1
- Rice .....8
- Rutgers .....2

S

- Sacramento State .....1
- Salem .....1
- Sam Houston .....1
- San Diego State .....4
- San Jose State .....2
- Santa Clara .....2
- Savannah State .....2
- Seattle .....1
- Sonoma State .....1
- South Carolina .....4
- South Carolina St. ...2
- South Dakota .....1
- Southern .....4
- Southern Cal. ....14
- Southern Illinois ...2
- Southern Methodist ..12
- Southern Miss. ....5
- Stanford .....10
- Stephen F. Austin ...2
- Syracuse .....7

T

- Taylor .....1
- Temple .....4
- Tennessee .....19
- Tennessee-Chat. ....2
- Tennessee State ...3
- Texas .....8
- Texas A&M .....14
- Texas A&M-Com. ....4
- Texas A&M-Kings. ...1
- Texas Christian .....7
- Texas Southern .....1
- Texas Tech .....3

- Texas Wesleyan .....1
- Texas-El Paso .....2
- Trinity, Tex. ....1
- Trinity Valley C.C. ...1
- Troy State .....1
- Tulane .....2
- Tulsa .....9

U

- UCLA .....15
- Utah .....6
- Utah State .....4

V

- Valdosta State .....1
- Vanderbilt .....3
- Venna, Austria .....1
- Villanova .....1
- Virginia .....6
- Virginia Tech .....3
- Virginia Union .....2

W

- Wake Forest .....3
- Washington .....11
- Washington State ...4
- Weber State .....2
- West Texas A&M .....2
- West Virginia .....4
- Western Illinois .....1
- Western Ontario .....1
- Winston-Salem .....2
- Wisconsin .....4
- Wyoming .....6

Y

- Yale .....2
- Youngstown State ...1

**TOP SCHOOLS**

- Tennessee .....19
- Miami, Fla. ....15
- Oklahoma .....15
- UCLA .....15
- Texas A&M .....14
- Southern Cal. ....14
- Baylor .....13
- Florida State .....13
- Michigan State .....13
- Ohio State .....12
- S. Methodist .....12
- Washington .....11
- Florida .....10
- Stanford .....10



## Cowboys All-Time Roster by Number

- 1**  
Herrera, Efen, K, 1974, 1976-77  
Septien, Rafael, K, 1978-86  
Brady, Kerry, K, 1987  
Willis, Ken, K, 1990-91
- 2**  
Elliott, Lin, K, 1992-93  
Wright, Anthony, QB, 2000-01
- 3**  
Miller, Jim, P, 1983-84  
Walsh, Steve, QB, 1989-90  
Murray, Eddie, K, 1993, 1999  
Cunningham, Richie, K, 1997-99  
Cundiff, Billy, K, 2002
- 4**  
Saxon, Mike, P, 1985-92  
Gowin, Toby, P, 1997-99  
Knorr, Micah, P, 2000-02
- 5**  
Warren, John, P, 1983-84  
Stoerner, Clint, QB, 2000-02
- 6**  
Zendejas, Luis, K, 1987-89  
Seder, Tim, K, 2000-01
- 7**  
Beuerlein, Steve, QB, 1991-92  
Millen, Hugh, QB, 1993  
Cunningham, Randall, QB, 2000  
Hutchinson, Chad, QB, 2002
- 8**  
Sawyer, Buzz, P, 1987  
Aikman, Troy, QB, 1989-00
- 9**  
Hoopes, Mitch, P, 1975  
Ruzek, Roger, K, 1987-89  
Kupp, Craig, QB, 1991  
Peete, Rodney, QB, 1994  
Gonzalez, Daniel, QB, 1998  
Hilbert, Jon, K, 2001
- 10**  
Widby, Ron, P, 1968-71  
(Widby also wore #12)  
Carrell, Duane, P, 1974  
Collier, Reggie, QB, 1986  
Armstrong, Jimmy, DB, 1987  
(Armstrong also wore #35)  
Secules, Scott, QB, 1988  
Hodson, Tommy, QB, 1994  
Baker, Jon, K, 1995  
Cantrell, Barry, P, 2000  
Filipovic, Filip, P, 2002
- 11**  
Heinrich, Don, QB, 1960  
Humphrey, Buddy, QB, 1961  
Gibbs, Sonny, QB, 1963  
Villanueva, Danny, P/K, 1965-67  
Belden, Bob, QB, 1969-70  
White, Danny, QB/P, 1976-88  
Wilson, Wade, QB, 1995-97  
(Wilson also wore #18)  
Quinn, Mike, QB, 1998-99
- 12**  
Roach, John, QB, 1964  
Widby, Ron, P, 1968-71  
(Widby also wore #10)  
Staubach, Roger, QB, 1969-79
- 13**  
Rhome, Jerry, QB, 1965-68
- 14**  
LeBaron, Eddie, QB, 1960-63  
Morton, Craig, QB, 1965-74  
Hogeboom, Gary, QB, 1980-85  
McDonald, Paul, QB, 1986-87
- 15**  
Fritsch, Toni, K, 1971-73, 1975  
Wright, Brad, QB, 1982  
Burbage, Cornell, WR, 1987-89  
(Burbage also wore #89 and #82)  
Laufenberg, Babe, QB, 1989-90
- 16**  
Pelluer, Steve, QB, 1984-88  
Hodge, Damon, WR, 2000  
Leaf, Ryan, QB, 2001
- 17**  
Meredith, Don, QB, 1960-68  
Clark, Mike, K, 1968-71, 1973  
(Clark also wore #83)  
Carmichael, Harold, WR, 1984  
Garrett, Jason, QB, 1993-99  
Carter, Quincy, QB, 2001-02
- 18**  
Lothridge, Billy, P/QB, 1964  
Carano, Glenn, QB, 1977-83  
Snyder, Loren, QB, 1987  
Stoudt, Cliff, QB, 1990-91  
Kosar, Bernie, QB, 1993  
Boniol, Chris, K, 1994-96  
Wilson, Wade, QB, 1995-97  
(Wilson also wore #11)
- 19**  
Rentzel, Lance, WR, 1967-70  
Alworth, Lance, WR, 1971-72  
Longley, Clint, QB, 1974-75  
Sweeney, Kevin, QB, 1987-88  
Jett, John, P, 1993-96
- 20**  
Bercich, Bob, S, 1960-61  
Overton, Jerry, S, 1963  
Renfro, Mel, DB/RB, 1964-77  
Springs, Ron, RB, 1979-84  
Livingston, Bruce, DB, 1987  
Horton, Ray, S, 1989-92  
Williams, Sherman, RB, 1995-99  
Kaiser, Jason, S, 1999  
Sparks, Phillippi, CB, 2000  
Ross, Derek, CB, 2002
- 21**  
Gregory, Glynn, WR/DB, 1961-62  
Daniels, Dick, S, 1966-68  
(Daniels also wore #45)  
Parks, Billy, WR, 1972  
Dennison, Doug, RB, 1974-78  
Howard, Carl, CB, 1984  
Adams, David, RB, 1987  
Higgs, Mark, RB, 1988  
Dixon, James, WR/RB, 1989-91  
(Dixon also wore #86)  
Brice, Alundis, CB, 1995-96  
(Brice also wore #23 and #29)  
Sanders, Deion, CB/WR, 1995-99  
Scott, Lynn, S, 2001-02
- 22**  
Butler, Bill, S, 1960
- Buflocks, Amos, RB, 1962-64  
Hayes, Bob, WR, 1965-74  
Manning, Wade, CB, 1979  
Peoples, George, RB, 1982  
Scott, Victor, DB, 1984-88  
Smith, Emmitt, RB, 1990-02
- 23**  
Lewis, Woodley, WR, 1960  
Johnson, Mike, CB, 1966-69  
Adkins, Margene, WR, 1970-71  
Montgomery, Mike, RB/WR, 1972-73  
Jones, James, RB, 1980-82, 1984-85  
Holloway, Johnny, CB, 1986  
Williams, Robert, CB, 1987-93  
Bailey, Robert, CB, 1995  
Brice, Alundis, CB, 1995-96  
(Brice also wore #21 and #29)  
Frazier, Derrick, CB, 1996  
Mathis, Kevin, CB, 1997-99  
Goodrich, Wayne, CB, 2000-02
- 24**  
Moody, Jim, CB, 1960  
Smith, J.D., RB, 1965-66  
Homan, Dennis, WR, 1968-70  
Blackwell, Alois, RB, 1978-79  
Walls, Everson, CB, 1981-89  
Brown, Larry, CB, 1991-95, 1998  
(Brown also wore #34)  
Harper, Roger, S, 1996  
Stoutmire, Omar, S, 1997-98  
Adams, Vashone, S, 1999  
Dixon, Tony, S, 2001-02
- 25**  
Mathews, Ray, WR, 1960  
Nolan, Dick, S, 1962  
Norton, Jerry, S, 1962  
McDonald, Tommy, WR, 1964  
Logan, Obert, S, 1965-66  
Shy, Les, RB, 1966-69  
(Shy also wore #46)  
Kyle, Aaron, CB, 1976-79  
Hill, Rod, CB, 1982-83  
Tautalatasi, Junior, RB, 1989  
Lassic, Derrick, RB, 1993-94  
Case, Scott, S, 1995  
Williams, Charlie, S, 1995-00  
(Williams also wore #42)  
Jones, Jermaine, CB, 2002
- 26**  
Dial, Buddy, WR, 1964-66  
Adderley, Herb, CB, 1970-72  
Pearson, Preston, RB, 1975-80  
Downs, Michael, S, 1981-88  
Palmer, Paul, RB, 1989  
Smith, Kevin, CB, 1992-99
- 27**  
Gaechter, Mike, S, 1962-69  
Thomas, Bill, RB, 1972  
Fellows, Ron, CB, 1981-86  
Haynes, Tommy, S, 1987  
Richards, Curvin, RB, 1991-92  
Everett, Thomas, S, 1992-93  
(Everett also wore #31)  
Tremble, Greg, S, 1995  
Moble, Singor, S, 1997-99  
Edwards, Mario, CB, 2000-02
- 28**  
Granger, Norm, RB, 1984  
Blount, Alvin, RB, 1987  
Stewart, Curtis, RB, 1989  
Woodson, Darren, S, 1992-02



## 29

Lavette, Robert, RB, 1965-87  
 Green, Alex, CB, 1987  
 (Green also wore #48)  
 Johnson, Udra, RB, 1989  
 Gant, Kenneth, CB, 1990-94  
 Brice, Alundis, CB, 1995-96  
 (Brice also wore #21 and #23)  
 Billups, Terry, CB, 1998  
 Akins, Chris, S, 1999-00  
 Myers, Greg, S, 2000  
 Dantzier, Woodrow, RB, 2002

## 30

Dowdle, Mike, RB/LB, 1960-62  
 Van Raaphorst, Dick, K, 1964  
 Reeves, Dan, RB/QB, 1965-72  
 Young, Charles, RB, 1974-76  
 Newsome, Timmy, RB, 1980-88  
 Holt, Issiac, CB, 1989-92  
 Studstill, Darren, S, 1994  
 Teague, George, S, 1996, 1998-01  
 (Teague also wore #31)  
 Wheaton, Kenny, CB, 1997-99  
 Riley, Earl, S, 2000  
 Westbrook, Bryant, CB, 2002

## 31

Cone, Fred, K, 1960  
 Marsh, Amos, RB, 1961-64  
 Stokes, Sim, WR, 1967  
 Brown, Otto, DB, 1969  
 Richardson, Gloster, WR, 1971  
 Barnes, Benny, DB, 1972-82  
 Allen, Gary, RB, 1983-84  
 Hill, Bill, CB, 1987  
 Owens, Billy, DB, 1988  
 Everett, Thomas, S, 1992-93  
 (Everett also wore #27)  
 Marion, Brock, S, 1993-97  
 Teague, George, S, 1996, 1998-01  
 (Teague also wore #30)  
 Williams, Roy, S, 2002

## 32

Franckhauser, Tom, CB, 1960-61  
 Garrison, Walt, RB, 1966-74  
 Thurman, Dennis, DB, 1978-85  
 Jackson, Tim, S, 1989  
 Highsmith, Alonzo, FB, 1990-91  
 Thomas, Blair, RB, 1994  
 Hughes, Tyrone, CB, 1998  
 Wiley, Michael, RB, 2000-02

## 33

Babb, Gene, LB/RB, 1960-61  
 Hayes, Wendell, RB, 1963  
 Wayt, Russell, LB, 1965  
 Thomas, Duane, RB, 1970-71  
 Pinder, Cyril, RB, 1973  
 Percival, Mac, K, 1974  
 Dorsett, Tony, RB, 1977-87  
 Brown, Eric, DB, 1989  
 Smith, Timmy, RB, 1990  
 Bell, Jason, CB, 2001

## 34

Doelling, Fred, S, 1960-  
 Douglas, Merrill, RB, 1961  
 Green, Cornell, DB, 1962-74  
 Mitchell, Aaron, CB, 1979-80  
 Hunter, Monty, S, 1982  
 Walker, Herschel, RB, 1986-89, 1996-97  
 Agee, Tommie, FB, 1990-94  
 Brown, Larry, CB, 1991-95, 1998  
 (Brown also wore #24)  
 Lester, Tim, FB, 1999

## 35

Kowalczyk, Walt, RB, 1960  
 Lockett, J.W., RB, 1961-62  
 Gent, Pete, WR/TE, 1964-68  
 Hill, Calvin, RB, 1969-74  
 Laidlaw, Scott, RB, 1975-79  
 McSwain, Chuck, RB, 1983-84  
 Armstrong, Jimmy, DB, 1987  
 (Armstrong also wore #10)  
 Scott, Kevin, RB, 1989  
 Davis, Wendell, CB, 1996-99  
 Chancey, Robert, RB, 1999  
 Hambrick, Troy, RB, 2000-02  
 (Hambrick also wore #42)  
 McKie, Jason, FB, 2002

## 36

Bielski, Dick, TE, 1960-61  
 Williams, Joe, RB, 1971  
 Brinson, Larry, RB, 1977-79  
 Albritton, Vince, S/LB, 1984-91  
 Ross, Dominique, RB, 1995-96  
 Smith, Tarik, RB, 1998-99  
 Taylor, Tony, RB, 2001

## 37

Dunn, Perry Lee, RB, 1964-65  
 Clark, Phil, DB, 1967-69  
 Thomas, Ike, CB, 1971  
 Morgan, Dennis, RB, 1974  
 Jensen, Jim, RB, 1976  
 White, Gerald, FB, 1987  
 Washington, James, S, 1990-94  
 Vaughn, Lee, DB, 1997

## 38

Baker, Sam, P/K, 1962-63  
 Williams, John, FB, 1985  
 Francis, Ron, CB, 1987-90  
 Hall, Chris, S, 1993  
 Lang, David, RB, 1995  
 Hawthorne, Duane, CB, 1999-02

## 39

Jones, E.J., RB, 1987  
 Sargent, Broderick, FB, 1989  
 Perryman, Robert, FB, 1990  
 Smith, Donald, S, 1991  
 Gainer, Derrick, RB, 1992-93  
 Neufeld, Ryan, FB, 1999

## 40

Harris, Jim, S, 1961  
 Stiger, Jim, RB, 1963-65  
 Conrad, Bobby Joe, WR, 1969  
 Strayhorn, Les, RB, 1973-74  
 Hurt, Eric, CB, 1980  
 Bates, Bill, S, 1983-97  
 Davis, Keith, S, 2002

## 41

Livingston, Warren, CB, 1961-66  
 Waters, Charlie, DB, 1970-78, 1980-81  
 Coleman, Anthony, DB, 1987  
 Wright, Charles, DB, 1988  
 Thomas, Dave, CB, 1993-94  
 Larrimore, Kareem, CB, 2000-01  
 Dennis, Pat, CB, 2001

## 42

McIlhenny, Don, RB, 1960-61  
 Ridlon, Jim, S, 1963-64  
 Whitfield, A.D., RB, 1965  
 Welch, Claxton, RB, 1969-71  
 Hughes, Randy, S, 1975-80  
 Easmon, Ricky, DB, 1985  
 Clack, Darryl, RB, 1986-89  
 Smagala, Stan, DB, 1990-91

Wilson, Robert, FB, 1994  
 Williams, Charlie, S, 1995-00  
 (Williams also wore #25)  
 Warren, Chris, RB, 1998-00  
 Hambrick, Troy, RB, 2000-02  
 (Hambrick also wore #35)

## 43

Perkins, Don, RB, 1961-68  
 Harris, Cliff, S, 1970-79  
 Patterson, Elvis, CB, 1993  
 Briggs, Greg, S, 1995  
 Reese, Izell, S, 1998-01

## 44

Bishop, Don, CB, 1960-65  
 Newhouse, Robert, FB, 1972-83  
 Gowdy, Cornell, DB, 1986  
 Courville, Vince, WR, 1987  
 (Courville also wore #81)  
 Brooks, Michael, S, 1990  
 Coleman, Lincoln, RB, 1993-94  
 Thomas, Robert, LB/FB, 1998-02  
 (Thomas also wore #59)

## 45

Dupre, L.G., RB, 1960-61  
 Daniels, Dick, S, 1966-68  
 (Daniels also wore #21)  
 Flowers, Richmond, S, 1969-71  
 Robinson, Larry, RB, 1973  
 Woolsey, Rolfe, DB, 1975  
 Wilson, Steve, WR/CB, 1979-81  
 (Wilson also wore #81)  
 Hendrix, Manny, CB, 1986-91  
 Sualua, Nicky, FB, 1997-98  
 Solwold, Mike, TE, 2001

## 46

Shy, Les, RB, 1966-69  
 (Shy also wore #25)  
 Baynham, Craig, RB, 1967-69  
 Washington, Mark, CB, 1970-78  
 Solomon, Roland, S, 1980  
 Fowler, Todd, FB, 1985-88  
 Blake, Ricky, RB, 1991  
 Fishback, Joe, S, 1993-94  
 Whalen, James, TE, 2000-02  
 (Whalen also wore #82 and #83)

## 47

Moegle, Dick, S, 1961  
 Clinkscale, Dextor, S, 1980, 1982-85  
 Scott, Chuck, WR, 1987  
 Holmes, Clayton, CB, 1992-95  
 McNeil, Ryan, CB, 2000  
 Hunter, Pete, CB, 2002

## 48

Green, Alex, CB, 1987  
 (Green also wore #29)  
 Johnston, Daryl, FB, 1989-99  
 Witherspoon, Terry, FB, 2001

## 49

Huggins, Johnny, TE, 2001

## 50

Tubbs, Jerry, LB, 1960-67  
 Lewis, D.D., LB, 1968, 1970-81  
 Rohrer, Jeff, LB, 1982-87  
 Hendrickson, Steve, LB, 1989  
 (Hendrickson also wore #58)  
 Harper, Dave, LB, 1990  
 Brownlow, Darrick, LB, 1991, 1994  
 (Brownlow also wore #59)  
 Abrams, Bobby, LB, 1992-93  
 Shiver, Clay, C, 1996-98





**Tolbert, Brandon**, LB, 1998-00  
(Tolbert also wore #53)  
**Brooks, Jamal**, LB, 2001-02

**51**

**Braatz, Tom**, LB, 1960  
**Hoyem, Lynn**, C/G, 1962-63  
**Manders, Dave**, C, 1964-66, 1968-74  
**Dickerson, Anthony**, LB, 1980-84  
**Jones, Dale**, LB, 1987  
**Swan, Russ**, LB, 1987  
(Swan also wore #57)  
**Norton, Ken**, LB, 1988-93  
**Thomas, Broderick**, LB, 1996-98  
**Adams, Keith**, LB, 2001-02  
(Adams also wore #53)  
**Hardy, Kevin**, LB, 2002

**52**

**Hansen, Wayne**, LB, 1960  
**Edwards, Dave**, LB, 1963-75  
**Eidson, Jim**, G/C, 1976  
**Shaw, Robert**, C, 1979-81  
**McLean, Scott**, LB, 1983  
**Cannon, Billy**, LB, 1984  
**Duliban, Chris**, LB, 1987  
**Hurd, Jeff**, LB, 1987  
(Hurd also wore #58)  
**Scott, Sean**, LB, 1988  
**Pruitt, Mickey**, LB, 1991-92  
**Schwartz, Jim**, LB, 1994-96  
**Coakley, Dexter**, LB, 1997-02

**53**

**Connelly, Mike**, C, 1960-67  
(Connelly also wore #54)  
**Simmons, Dave**, LB, 1968  
**Whittingham, Fred**, LB, 1969  
**Babinecz, John**, LB, 1972-73  
**Breunig, Bob**, LB, 1975-84  
**Jax, Garth**, LB, 1986-88  
**Simmons, Victor**, LB, 1987  
**Elam, Onzy**, LB, 1989  
**Shannon, Randy**, LB, 1989-90  
(Shannon also wore #94)  
**Stepnoski, Mark**, C, 1989-94, 1999-01  
(Stepnoski also wore #70)  
**Donaldson, Ray**, C, 1995-96  
**Tolbert, Brandon**, LB, 1998-00  
(Tolbert also wore #50)  
**Adams, Keith**, LB, 2001-02  
(Adams also wore #51)

**54**

**Connelly, Mike**, C, 1960-67  
(Connelly also wore #53)  
**Howley, Chuck**, LB, 1961-73  
**White, Randy**, DT/LB, 1975-88  
**Solomon, Jesse**, LB, 1989-90  
**Fieldings, Anthony**, LB, 1995  
**Hardy, Darryl**, LB, 1995, 1997  
**Hambrick, Darren**, LB, 1998-01  
**Cerqua, Marc**, LB, 2001

**55**

**Jordan, Lee Roy**, LB, 1963-76  
**Huther, Bruce**, LB, 1977-80, 1983  
(Huther also wore #57)  
**Spradlin, Danny**, LB, 1981-82  
**DeOssie, Steve**, LB, 1984-88  
**Flaherty, Harry**, LB, 1987  
**Del Rio, Jack**, LB, 1989-91  
**Jones, Robert**, LB, 1992-95  
**Strickland, Fred**, LB, 1996-98  
**Hall, Lemanski**, LB, 1999  
**Steele, Markus**, LB, 2001-02

**56**

**Patera, Jack**, LB, 1960-61  
**Long, Bob**, LB, 1962  
**Hays, Harold**, LB, 1963-67  
**Stincic, Tom**, LB, 1969-71  
**Barnes, Rodrigo**, LB, 1973-74  
**Henderson, Thomas**, LB, 1975-79  
**Roe, Bill**, LB, 1980  
**Lockhart, Eugene**, LB, 1984-90  
**Roper, John**, LB, 1993  
**Barnes, Reggie**, LB, 1995  
**Godfrey, Randall**, LB, 1996-99  
**Grant, Orantes**, LB, 2000-01

**57**

**Walker, Malcolm**, C, 1966-69  
**Keller, Mike**, LB, 1972  
**Walker, Louie**, LB, 1974  
**Davis, Kyle**, C, 1975  
**Huther, Bruce**, LB, 1977-80, 1983  
(Huther also wore #55)  
**King, Angelo**, LB, 1981-83  
**Turner, Jimmie**, LB, 1984  
**Burton, Ron**, LB, 1987-89  
**Swan, Russ**, LB, 1987  
(Swan also wore #51)  
**Smith, Vinson**, LB, 1990-92, 1997  
**Campos, Alan**, LB, 1996  
**Smith, Myron**, LB, 1998  
**Coryatt, Quentin**, LB, 1999  
**Wortham, Barron**, LB, 2000  
**Mackey, Louis**, LB, 2001-02  
(Mackey also wore #58)

**58**

**Peterson, Calvin**, LB, 1974-75  
**Hegman, Mike**, LB, 1976-88  
**Hurd, Jeff**, LB, 1987  
(Hurd also wore #52)  
**Hendrickson, Steve**, LB, 1989  
(Hendrickson also wore #50)  
**Edwards, Dixon**, LB, 1991-95  
**Hemsley, Nate**, LB, 1997-99  
**Bowden, Joe**, LB, 2000  
**Mackey, Louis**, LB, 2001-02  
(Mackey also wore #57)  
**Grau, Jeff**, LS, 2002

**59**

**Hutcherson, Ken**, LB, 1974  
**Capone, Warren**, LB, 1975  
**Brown, Guy**, LB, 1977-82  
**Walter, Mike**, LB, 1983  
**Penn, Jesse**, LB, 1985-87  
**Timmer, Kirk**, LB, 1987  
**Cobb, Garry**, LB, 1988-89  
**Brownlow, Darrick**, LB, 1991, 1994  
(Brownlow also wore #50)  
**Smith, Darrin**, LB, 1993-96  
**Thomas, Robert**, LB/FB, 1998-02  
(Thomas also wore #44)  
**Nguyen, Dat**, LB, 1999-02

**60**

**Guy, Buzz**, G, 1960  
**Isbell, Joe Bob**, G, 1962-65  
**Burkett, Jackie**, LB, 1968-69  
**Kiner, Steve**, LB, 1970  
**Caffey, Lee Roy**, LB, 1971  
**Killian, Gene**, G, 1974  
**Randall, Tom**, G, 1978  
**Smerek, Don**, DL, 1981-87  
**Hamel, Dean**, DT, 1989-90  
**Hill, Tony**, DE, 1991-92  
(Hill also wore #90)  
**Kennard, Derek**, G, 1994-96  
**Brymer, Chris**, C/G, 1999  
**Nix, John**, DT, 2001-02

**61**

**Putnam, Duane**, G, 1960  
**Green, Allen**, P/K, 1961  
**Nye, Blaine**, G, 1968-76  
**Cooper, Jim**, OL, 1977-86  
**Newton, Nate**, G/T, 1986-98  
(Newton also wore #67)  
**Garmon, Kelvin**, G, 2000-02

**62**

**Healy, Don**, DT, 1960-61  
(Healy also wore #78)  
**Cvercko, Andy**, G, 1961-62  
**Poimboeuf, Lance**, K, 1963  
**Donohue, Leon**, G, 1965-67  
**Fitzgerald, John**, C, 1971-80  
**Baldinger, Brian**, OL, 1982-84, 1986-87  
**Zentic, Mike**, C, 1987  
**Brotzki, Bob**, T, 1988  
**Oswald, Paul**, G, 1988  
**Tolbert, Tony**, DL, 1989-97  
(Tolbert also wore #92)  
**Hellestrae, Dale**, OL, 1990-00  
(Hellestrae also wore #70)  
**Parrish, James**, T, 1993-94  
**Myslinski, Tom**, G/C, 1999  
**Page, Craig**, C, 2000

**63**

**Falls, Mike**, G, 1960-61  
**Cole, Larry**, DL, 1968-80  
**Titensor, Glen**, G, 1981-86, 1988  
**Shields, Joe**, OL, 1987  
**Brinkley, Lester**, DL, 1990  
**Gesek, John**, G, 1990-93  
(Gesek also wore #67)  
**Flannery, John**, G, 1996-97  
**Kiselak, Michael**, C/G, 1998-99  
**Gibson, Aaron**, T, 2001-02  
**Alford, Darnell**, T, 2002

**64**

**Grottkau, Bob**, G, 1961  
**Liscio, Tony**, T, 1963-64, 1966-71  
(Liscio also wore #72)  
**Smith, Jim Ray**, G/T, 1963-64  
**Johnson, Mitch**, G, 1965  
**Hagen, Halvor**, C/G, 1969-70  
**Arneson, Jim**, C/G, 1973-74  
**Rafferty, Tom**, G/C, 1976-89  
**Lilja, George**, C, 1987  
(Lilja also wore #67)  
**Diaz, Jorge**, G, 2000  
**Stewart, Daleroy**, DT, 2002

**65**

**Schoenke, Ray**, T, 1963-64  
**Wilbur, John**, T, 1966-69  
**Stalls, Dave**, DE, 1977-79  
**Petersen, Kurt**, G, 1980-85  
**Westberry, Gary**, C, 1987  
**White, Bob**, OL, 1987-89  
(White also wore #70)  
**Slaton, Tony**, G, 1990  
**Stone, Ron**, T, 1993-95  
**Gurode, Andre**, G/C, 2002

**66**

**Husmann, Ed**, DT, 1960  
**Andrie, George**, DE, 1962-72  
**Lawless, Burton**, G, 1975-79  
**Wells, Norm**, G, 1980  
**Schultz, Chris**, T, 1983, 1985  
**Baker, Jesse**, DE, 1986  
**Gogan, Kevin**, T, 1987-93  
**Hutson, Tony**, G, 1996-99  
**Fricke, Ben**, C, 1999-01  
(Fricke also wore #69)  
**McKinney, Jeremy**, G/T, 2002



## 67

Houser, John, C/G, 1960-61  
 Kupp, Jake, G, 1964-65  
 Toomay, Pat, DE, 1970-74  
 Donovan, Pat, T, 1975-83  
 Thompson, Broderick, G, 1985  
 Newton, Nate, G/T, 1986-98  
 (Newton also wore #61)

Lilja, George, C, 1987  
 (Lilja also wore #64)  
 Walker, Gary, OL, 1987  
 Shearin, Joe, C, 1987  
 Smith, Sean, DT, 1989  
 Gesek, John, G, 1990-93  
 (Gesek also wore #63)  
 Maryland, Russell, DT, 1991-95  
 McIver, Everett, G, 1998-99

## 68

Reese, Guy, DT, 1962-63  
 Boeke, Jim, T, 1964-67  
 Scott, Herb, G, 1975-84  
 Ker, Crawford, G, 1985-90  
 Cornish, Frank, C, 1992-94  
 Batiste, Michael, DT/G, 1995  
 Ross, Oliver, T, 1998  
 Scarlett, Noel, DT, 2000  
 Lehr, Matt, G/C, 2001-02

## 69

Hegamin, George, T, 1994-97  
 Fricke, Ben, G/C, 1999-01  
 (Fricke also wore #66)  
 Tucker, Ross, G, 2002

## 70

McCreary, Bob, T, 1961  
 Memmear, Dale, G, 1962-63  
 Sandeman, Bill, DT, 1966  
 Wright, Rayfield, TE/T, 1967-79  
 (Wright also wore #85)  
 Richards, Howard, G/T, 1981-86  
 White, Bob, OL, 1987-89  
 (White also wore #65)  
 Stepnoski, Mark, C, 1989-94, 1999-01  
 (Stepnoski also wore #53)  
 Hellestrae, Dale, OL, 1990-00  
 (Hellestrae also wore #62)  
 Collins, Javier, DT/T, 2001-02

## 71

Dickson, Paul, T, 1960  
 Granger, Charlie, T, 1961  
 Talbert, Don, DE/OT, 1962, 1965, 1971  
 (Talbert also wore #72)  
 Townes, Willie, DE, 1966-68  
 Wallace, Rodney, G/T, 1971-73  
 Frederick, Andy, T, 1977-81  
 Tuinei, Mark, OT/DL, 1983-97  
 Dwyer, Mike, DT, 1987  
 Jackson, Alcender, G, 2000-01  
 Walter, Tyson, T/C, 2002

## 72

Herschman, Bill, DT, 1960-61  
 Talbert, Don, DE/OT, 1962, 1965, 1971  
 (Talbert also wore #71)  
 Liscio, Tony, T, 1963-64, 1966-71  
 (Liscio also wore #64)  
 Jones, Ed, DE, 1974-78, 1980-89  
 Cheek, Louis, OL, 1990  
 Sullivan, Mike, T, 1991  
 Childress, Ray, DT, 1996  
 Missouri, Dwayne, DE, 2001

## 73

Fisher, Ray, T, 1960  
 Clark, Monte, T, 1962

Neely, Ralph, G/T, 1965-77  
 Wright, Steve, T, 1981-82  
 Kitson, Syd, G, 1984  
 Ploeger, Kurt, DL, 1986  
 Burnette, Dave, T, 1987  
 Noonan, Danny, DL, 1987-92  
 Allen, Larry, G/T, 1994-02

## 74

Lilly, Bob, DL, 1961-74

## 75

Fry, Bob, T, 1960-64  
 Pugh, Jethro, DT, 1965-78  
 Pozderac, Phil, T, 1982-87  
 Smith, Daryle, T, 1987-88  
 (Smith also wore #79)  
 Carter, Jon, DT, 1989  
 Casillas, Tony, DT, 1991-93, 1996-97  
 Noble, Brandon, DT, 1999-02

## 76

Gonzaga, John, DE, 1960  
 Nutting, Ed, T, 1963  
 Frank, Bill, T, 1964  
 Diehl, John, DT, 1965  
 Niland, John, G, 1966-74  
 Bethea, Larry, DL, 1978-83  
 Aughtman, Dowe, OL, 1984  
 Otto, Bob, DL, 1986  
 Zimmerman, Jeff, G, 1987-90  
 Veingrad, Alan, OL, 1991-92  
 Reynolds, Jerry, T, 1994  
 Adams, Fiozell, G/T, 1998-02

## 77

Bradfute, Byron, T, 1960-61  
 Brock, Clyde, DT, 1962-63  
 Stephens, Larry, DE, 1963-67  
 (Stephens also wore #79)  
 Colvin, Jim, DT, 1964-66  
 East, Ron, DT, 1967-70  
 (East also wore #79)  
 Gregory, Bill, DL, 1971-77  
 Thornton, Bruce, DL, 1979-81  
 Jeffcoat, Jim, DE, 1983-94  
 Cisowski, Steve, T, 1987  
 Scifres, Steve, OL, 1997  
 Davis, Nathan, DT, 1998-99  
 (Davis also wore #99)  
 Page, Solomon, G/T, 1999-02

## 78

Healy, Don, DT, 1960-61  
 (Healy also wore #62)  
 Meyers, John, DT, 1962-63  
 Youmans, Maury, DE, 1964-65  
 Asher, Bob, T, 1970  
 Walton, Bruce, G, 1973-75  
 Schaum, Greg, DE, 1976  
 Dutton, John, DL, 1979-86  
 Widell, Dave, T, 1988-89  
 Lett, Leon, DL, 1991-00  
 Vollers, Kurt, T, 2002

## 79

Klein, Dick, T, 1960  
 Frost, Ken, DT, 1961-62  
 Stephens, Larry, DE, 1963-67  
 (Stephens also wore #77)  
 East, Ron, DT, 1967-70  
 (East also wore #77)  
 Gregg, Forrest, G/T, 1971  
 Martin, Harvey, DE, 1973-83  
 Hunt, John, G/T, 1984  
 Cesario, Sal, G, 1987

Smith, Daryle, T, 1987-88  
 (Smith also wore #75)  
 Broughton, Willie, DT, 1989-90  
 Williams, Erik, T, 1991-00  
 Dorsey, Char-ron, T, 2001-02  
 McFadden, Marques, T, 2002

## 80

Murchison, Ola Lee, WR, 1961  
 Folkins, Lee, TE, 1962-64  
 (Folkins also wore #83)  
 Barnes, Gary, WR, 1963  
 McDaniels, David, WR, 1968  
 Hill, Tony, WR, 1977-86  
 Barksdale, Rod, WR, 1987  
 Spivey, Sebron, WR, 1987  
 Gay, Everett, WR, 1988  
 Ford, Bernard, WR, 1989  
 Harris, Rod, WR, 1990  
 Harper, Alvin, WR, 1991-94, 1999  
 (Harper also wore #82)  
 Gadsden, Oronde, WR, 1995  
 Williams, Stepfret, WR, 1996-97  
 Santiago, O.J., TE, 2000  
 Fontoten, Chris, TE, 2000  
 Swinton, Reggie, WR, 2001-02

## 81

Howton, Bill, WR, 1960-63  
 Bateman, Marv, P, 1972-74  
 Howard, Percy, WR, 1975  
 Steele, Robert, WR, 1978  
 (Steele also wore #82)  
 Smith, Jackie, TE, 1978  
 Wilson, Steve, WR/CB, 1979-81  
 (Wilson also wore #45)  
 Phillips, Kirk, WR, 1984  
 Powe, Karl, WR, 1985-86  
 Courville, Vince, WR, 1987  
 (Courville also wore #44)  
 Edwards, Kelvin, WR, 1987-88  
 (Edwards also wore #87)  
 Ankrum, Scott, WR, 1989  
 Wright Alexander, WR, 1990-92  
 Daniel, Tim, WR, 1993  
 Galbraith, Scott, TE, 1993-94, 1997  
 (Galbraith also wore #89)  
 Hervey, Edward, WR, 1995  
 Armstrong, Tyji, TE, 1996  
 Jeffers, Patrick, WR, 1998  
 Ismail, Raghbi, WR, 1999-01

## 82

Clarke, Frank, TE/WR, 1960-67  
 Stowe, Otto, WR, 1973  
 Reece, Beasley, CB/WR, 1976  
 Steele, Robert, WR, 1978  
 (Steele also wore #81)  
 Simmons, Cleo, TE, 1983  
 Renfro, Mike, WR, 1984-87  
 Burbage, Cornell, WR, 1987-89  
 (Burbage also wore #15 and #89)  
 Shepard, Derrick, WR, 1989-91  
 (Shepard also wore #87)  
 Harper, Alvin, WR, 1991-94, 1999  
 (Harper also wore #80)  
 Smith, Jimmy, WR, 1992  
 Fleming, Cory, WR, 1994-95  
 Mitchell, Johnny, TE, 1996  
 Ogden, Jeff, WR, 1998-99  
 Brazzell, Chris, WR, 1999-00  
 (Brazzell also wore #85)  
 McKnight, James, WR, 1999-00  
 Whalen, James, TE, 2000-02  
 (Whalen also wore #46 and #83)  
 McGee, Tony, TE, 2002





83

Doran, Jim, WR, 1960-61  
 Folkins, Lee, TE, 1962-64  
 (Folkins also wore #80)  
 Deters, Harold, K, 1967  
 Clark, Mike, K, 1968-71, 1973  
 (Clark also wore #17)  
 Richards, Golden, WR, 1973-78  
 Donley, Doug, WR, 1981-84  
 Gonzalez, Leon, WR, 1985  
 Martin, Kelvin, WR, 1987-92, 1996  
 Mickey, Joey, TE, 1993  
 Jackson, Willie, WR, 1994  
 Watkins, Kendall, TE, 1995  
 Miller, Anthony, WR, 1997  
 Clay, Hayward, TE, 1998-99  
 Still, Bryan, WR, 1999  
 McGarity, Wane, WR, 1999-01  
 Whalen, James, TE, 2000-02  
 (Whalen also wore #46 and #82)

84

Wisener, Gary, WR, 1960  
 Norman, Pettis, TE, 1962-70  
 Fugett, Jean, TE, 1972-75  
 Cosbie, Doug, TE, 1979-88  
 Borresen, Rich, TE, 1987  
 Jennings, Keith, TE, 1989  
 Novacek, Jay, TE, 1990-96  
 Lucky, Mike, TE, 1999-02  
 (Lucky also wore #86)  
 Galloway, Joey, WR, 2000-02

85

Cronin, Gene, LB, 1960  
 Wright, Rayfield, TE/T, 1967-79  
 (Wright also wore #70)  
 Smith, Tody, DL, 1971-72  
 Cornwell, Fred, TE, 1984-85  
 Chandler, Thornton, TE, 1986-89  
 (Chandler also wore #89)  
 Folsom, Steve, TE, 1987-90  
 Hendrix, Tim, TE, 1987  
 McKinnon, Dennis, WR, 1990  
 Williams, Kevin, WR, 1993-96  
 Mills, Ernie, WR, 1998-99  
 Brazzell, Chris, WR, 1999-00  
 (Brazzell also wore #82)  
 Chiverini, Darren, WR, 2001  
 Scott, Darnay, WR, 2002

86

Sherer, Dave, P, 1960  
 Porterfield, Garry, DE, 1965  
 Coleman, Ralph, LB, 1972  
 Houston, Bill, WR, 1974  
 Johnson, Butch, WR, 1976-83  
 Harris, Duriel, WR, 1984  
 Smith, Waddell, WR, 1984  
 Duckett, Kenny, WR, 1985  
 Sherrard, Mike, WR, 1986  
 Dixon, James, WR/RB, 1989-91  
 (Dixon also wore #21)

Williams, Tyrone, WR, 1993  
 Bjornson, Eric, TE, 1995-99  
 Lucky, Mike, TE, 1999-02  
 (Lucky also wore #84)

87

Borden, Nate, DE, 1960-61  
 Stynchula, Andy, DE, 1968  
 Truax, Billy, TE, 1971-73  
 Howard, Ron, TE, 1974-75  
 Saldi, Jay, TE, 1976-82  
 Banks, Gordon, WR, 1985-87  
 Edwards, Kelvin, WR, 1987-88  
 (Edwards also wore #81)  
 Alexander, Ray, WR, 1988-89  
 Shepard, Derrick, WR, 1989-91  
 (Shepard also wore #82)  
 Roberts, Alfredo, TE, 1991-92  
 Davis, Billy, WR, 1995-98  
 Tucker, Jason, WR, 1999-00  
 Rambo, Ken-Yon, WR, 2001-02

88

Davis, Sonny, LB, 1961  
 Ridgway, Colin, P/K, 1965  
 Randle, Sonny, WR, 1968  
 Rucker, Reggie, WR, 1970-71  
 Sellers, Ron, WR, 1972  
 Pearson, Drew, WR, 1973-83  
 Irvin, Michael, WR, 1988-99  
 Harris, Jackie, TE, 2000-01  
 Bryant, Antonio, WR, 2002

89

Dugan, Fred, WR, 1960  
 Davis, Donnie, WR, 1962  
 Ditka, Mike, TE, 1969-72  
 DuPree, Billy Joe, TE, 1973-83  
 Salonen, Brian, TE/LB, 1984-85  
 Chandler, Thornton, TE, 1986-89  
 (Chandler also wore #85)  
 Burbage, Cornell, WR, 1987-89  
 (Burbage also wore #15 and #82)  
 Awalt, Rob, TE, 1990-91  
 Tennell, Derek, TE, 1992  
 Blackwell, Kelly, TE, 1993  
 Galbraith, Scott, TE, 1993-94, 1997  
 (Galbraith also wore #81)  
 Price, Jim, TE, 1993  
 Ware, Derek, TE, 1996  
 LaFleur, David, TE, 1997-00  
 Williams, Randal, WR, 2001-02

90

Crockett, Willis, LB, 1990  
 Hill, Tony, DE, 1991-92  
 (Hill also wore #60)  
 McIntosh, Toddrick, DT, 1994  
 Sturgis, Oscar, DE, 1995  
 Spellman, Alonzo, DT, 1999-00  
 Frisch, Byron, DE, 2001

91

Johnson, Walter, DT, 1987  
 Vanderbeek, Matt, LB/DE, 1993-94  
 Benson, Darren, DT, 1995-98  
 Underwood, Dimitrius, DL, 2000-01

92

Perkins, Ray, DE, 1987  
 Tolbert, Tony, DL, 1989-97  
 (Tolbert also wore #62)  
 White, Chris, DE, 2000  
 Evans, Demetric, DE, 2001-02

93

Cooper, Reggie, LB, 1991  
 Ulufale, Mike, DT, 1996  
 Smith, Artie, DT, 1998  
 Zellner, Peppi, DE, 1999-02

94

Watts, Randy, DE, 1987  
 Shannon, Randy, LB, 1989-90  
 (Shannon also wore #53)  
 Haley, Charles, DE, 1992-96  
 Myers, Michael, DL, 1998-02

95

Walen, Mark, DT, 1987-88  
 Hennings, Chad, DT, 1992-00  
 Chevrier, Randy, DT, 2001  
 Weatherington, Colston, DE, 2002

96

Stubbs, Daniel, DE, 1990-91  
 Carver, Shante, DE, 1994-97  
 (Carver also wore #98)  
 Anderson, Antonio, DT, 1997-98  
 Ekuban, Ebenezer, DE, 1999-02

97

Ponder, David, DT, 1985  
 Lilly, Kevin, DT, 1989  
 Jones, Jimmie, DL, 1990-93  
 Pittman, Kavika, DE, 1996-99  
 Fields, Aaron, DE, 2000  
 Glover, La'Roi, DT, 2002

98

Tippins, Ken, LB, 1989  
 Willis, Mitch, DT, 1990  
 Myles, Godfrey, LB, 1991-96  
 Carver, Shante, DE, 1994-97  
 (Carver also wore #96)  
 Ellis, Greg, DE, 1998-02

99

Brooks, Kevin, DT, 1985-88  
 Howard, David, LB, 1989-90  
 McCormack, Hurvin, DT, 1994-98  
 Davis, Nathan, DT, 1998-99  
 (Davis also wore #77)

LEAST USED

Numbers Worn By Just One Player

13 Jerry Rhome, QB, 1965-68  
 49 Johnny Huggins, TE, 2001  
 74 Bob Lilly, DL, 1961-74

MOST USED

Most Frequently Issued Number

81 – 18 Players  
 82 – 17 Players  
 80 – 16 Players  
 83 – 16 Players  
 89 – 15 Players  
 57 – 14 Players  
 62 – 14 Players

## Cowboys All-Time Honor Roll

## ALL-TIME PRO BOWL SELECTIONS

Name, Position	Total Selections	Consecutive Streak
Bob Lilly, DT	11	10 (1964-73)
Mel Renfro, S/CB	10	10 (1964-73)
Randy White, DT	9	9 (1977-85)
Ermitt Smith, RB	8	6 (1990-95)
Larry Allen, G/T	7	7 (1995-01)
Don Perkins, RB	6	3( '61-63, '66-68)
Chuck Howley, LB	6	5 (1965-69)
John Niland, G	6	6 (1968-73)
Rayfield Wright, T	6	6 (1971-76)
Cliff Harris, S	6	6 (1974-79)
Roger Staubach, QB	6	5 (1975-79)
Troy Alkman, QB	6	6 (1991-96)
Nate Newton, G	6	5 (1992-96)
George Andrie, DE	5	5 (1965-69)
Cornell Green, CB/S	5	3 (1965-67)
Lee Roy Jordan, LB	5	3 (1967-69)
Michael Irvin, WR	5	5 (1991-95)
Jay Novacek, TE	5	5 (1991-95)
Darren Woodson, S	5	5 (1994-98)
Calvin Hill, RB	4	3 (1972-74)
Harvey Martin, DE	4	4 (1976-79)
Pat Donovan, T	4	4 (1979-82)
Tony Dorsett, RB	4	3 (1981-83)
Everson Walls, CB	4	3 (1981-83)
Deion Sanders, CB/KR	4	4 (1996-99)
Erik Williams, T	4	2 (1996-97)

## PRO BOWL

1960 (1) -	Jim Doran, WR (1)
1961 (2) -	Dick Bielski, TE (1) # Don Perkins, RB (1)
1962 (5) -	Don Bishop, CB (1) Eddie LeBaron, QB (1) Bob Lilly, DE (1) Don Perkins, RB (2) Jerry Tubbs, LB (1)
1963 (3) -	Sam Baker, P (1) Lee Folkins, TE (1) Don Perkins, RB (3)
1964 (2) -	Bob Lilly, DT (2) # Mel Renfro, S (1)
1965 (6) -	George Andrie, DE (1) Cornell Green, CB (1) # Bob Hayes, WR (1) Chuck Howley, LB (1) Bob Lilly, DT (3) Mel Renfro, S (2)
1966 (9) -	George Andrie, DE (2) Cornell Green, CB (2) Bob Hayes, WR (2) Chuck Howley, LB (2) Bob Lilly, DT (4) Dave Manders, C (1) Don Meredith, QB (1) Don Perkins, RB (4) Mel Renfro, S (3)
1967 (10) -	George Andrie, DE (3) Cornell Green, CB (3) Bob Hayes, WR (3) Chuck Howley, LB (3) Lee Roy Jordan, LB (1) Bob Lilly, DT (5) Don Meredith, QB (2) Ralph Neely, T (1) Don Perkins, RB (5) Mel Renfro, S (4)
1968 (8) -	George Andrie, DE (4) Chuck Howley, LB (4) Lee Roy Jordan, LB (2) Bob Lilly, DT (6) Don Meredith, QB (3)

## Pro Bowl (cont.)

1968 (cont.)	John Niland, G (1) Don Perkins, RB (6) Mel Renfro, CB (5)
1969 (8) - a	George Andrie, DE (5) * Calvin Hill, RB (1) Chuck Howley, LB (5) Lee Roy Jordan, LB (3) Bob Lilly, DT (7) Ralph Neely, T (2) John Niland, G (2) Mel Renfro, CB (6)
1970 (3) -	Bob Lilly, DT (8) John Niland, G (3) b Mel Renfro, CB (7)
1971 (8) -	Cornell Green, S (4) Chuck Howley, LB (6) Bob Lilly, DT (9) John Niland, G (4) Mel Renfro, S (8) Roger Staubach, QB (1) Ron Widby, P (1)
1972 (7) -	Rayfield Wright, T (1) Walt Garrison, RB (1) Cornell Green, S (5) Calvin Hill, RB (2) Bob Lilly, DT (10) John Niland, G (5) * Mel Renfro, CB (9) Rayfield Wright, T (2)
1973 (6) -	* Calvin Hill, RB (3) * Lee Roy Jordan, LB (4) * Bob Lilly, DT (11) John Niland, G (6) Mel Renfro, CB (10) Rayfield Wright, T (3)
1974 (6) -	Cliff Harris, S (1) Calvin Hill, RB (4) Lee Roy Jordan, LB (5) Blaine Nye, G (1) Drew Pearson, WR (1) Rayfield Wright, T (4) Cliff Harris, S (2)
1975 (3) -	* Roger Staubach, QB (2) Rayfield Wright, T (5)
1976 (8) -	Billy Joe DuPree, TE (1) Cliff Harris, S (3) Harvey Martin, DE (1) Blaine Nye, G (2) Drew Pearson, WR (2) Roger Staubach, QB (3) Charlie Waters, S (1) Rayfield Wright, T (6)
1977 (8) -	Billy Joe DuPree, TE (2) Cliff Harris, S (4) Efren Herrera, K (1) Harvey Martin, DE (2) Drew Pearson, WR (3) * Roger Staubach, QB (4) Charlie Waters, S (2) Randy White, DT (1)
1978 (9) -	Tony Dorsett, RB (1) Billy Joe DuPree, TE (3) Cliff Harris, S (5) Thomas Henderson, LB (1) Tony Hill, WR (1) * Harvey Martin, DE (3) Roger Staubach, QB (5) Charlie Waters, S (3) Randy White, DT (2) Bob Bruenig, LB (1)
1979 (8) -	Pat Donovan, T (1) Cliff Harris, S (6) Tony Hill, WR (2) Harvey Martin, DE (4) Herb Scott, G (1)





- Pro Bowl (cont.)  
 979 (cont.) **Roger Staubach, QB (6)**  
**Randy White, DT (3)**  
 1980 (4) - **Bob Bruenig, LB (2)**  
 Pat Donovan, T (2)  
**Herb Scott, G (2)**  
**Randy White, DT (4)**  
 1981 (7) - **Pat Donovan, T (3)**  
**Tony Dorsett, RB (2)**  
**Ed Jones, DE (1)**  
**Herb Scott, G (3)**  
 Rafael Septien, K (1)  
 # **Everson Walls, CB (1)**  
**Randy White, DT (5)**  
 1982 (7) - **Bob Breunig, LB (3)**  
**Pat Donovan, T (4)**  
**Tony Dorsett, RB (3)**  
**Ed Jones, DE (2)**  
**Everson Walls, CB (2)**  
 Danny White, QB (1)  
**Randy White, DT (6)**  
 1983 (5) - **Doug Cosbie, TE (1)**  
 Tony Dorsett, RB (4)  
**Ed Jones, DE (3)**  
**Everson Walls, CB (3)**  
**Randy White, DT (7)**  
 1984 (3) - **Bill Bates, ST (1)**  
 Doug Cosbie, TE (2)  
 Randy White, DT (8)  
 1985 (4) - **Doug Cosbie, TE (3)**  
 Tony Hill, WR (3)  
**Everson Walls, CB (4)**  
**Randy White, DT (9)**  
 1987 (1) - **Herschel Walker, RB (1)**  
 1988 (1) - **Herschel Walker, RB (2)**  
 1990 (1) - # **Emmitt Smith, RB (1)**  
 1991 (4) - **Troy Aikman, QB (1)**  
 @ **Michael Irvin, WR (1)**  
**Jay Novacek, TE (1)**  
**Emmitt Smith, RB (2)**  
 1992 (6) - **Troy Aikman, QB (2)**  
**Michael Irvin, WR (2)**  
**Nate Newton, G (1)**  
**Jay Novacek, TE (2)**  
**Emmitt Smith, RB (3)**  
 Mark Stepnoski, C (1)  
 1993 (11) - % **Troy Aikman, QB (3)**  
 \* **Thomas Everett, S (1)**  
**Michael Irvin, WR (3)**  
 Daryl Johnston, FB (1)  
 Russell Maryland, DT (1)  
**Nate Newton, G (2)**  
 Ken Norton, LB (1)  
**Jay Novacek, TE (3)**  
**Emmitt Smith, RB (4)**  
**Mark Stepnoski, C (2)**  
**Erik Williams, T (1)**  
 1994 (11) - **Troy Aikman, QB (4)**  
**Charles Haley, DE (1)****Michael Irvin, WR (4)**  
 Daryl Johnston, FB (2)  
**Leon Lett, DT (1)**  
**Nate Newton, G (3)**  
 Jay Novacek, TE (4)  
**Emmitt Smith, RB (5)**  
**Mark Stepnoski, C (3)**  
 Mark Turner, T (1)  
**Darren Woodson, S (1)**  
 1995 (10) - \* **Troy Aikman, QB (5)**  
**Larry Allen, G (1)**  
 \* **Ray Donaldson, C (1)**  
**Charley Haley, DE (2)**  
**Michael Irvin, WR (5)**  
**Nate Newton, G (4)**  
**Jay Novacek, TE (5)**  
**Emmitt Smith, RB (6)**  
 Mark Turner, T (2)  
**Darren Woodson, S (2)**

- 1996 (9) - \* **Troy Aikman, QB (6)**  
**Larry Allen, G (2)**  
 \* **Ray Donaldson, C (2)**  
 Nate Newton, G (5)  
 \* **Deion Sanders, CB (1)**  
 Jim Schwantz, ST (1)  
**Tony Tolbert, DE (1)**  
**Erik Williams, T (2)**  
 Darren Woodson, S (3)  
 1997 (4) - **Larry Allen, G (3)**  
 \* **Deion Sanders, CB (2)**  
 Erik Williams, T (3)  
 \* **Darren Woodson, S (4)**  
 1998 (6) - **Larry Allen, T (4)**  
 Leon Lett, DT (2)  
 Nate Newton, G (6)  
**Deion Sanders, CB/KR (3)**  
 Emmitt Smith, RB (7)  
 Darren Woodson, S (5)  
 1999 (5) - \* **Larry Allen, G (5)**  
 Dexter Coakley, LB (1)  
 \* **Deion Sanders, CB (4)**  
 Emmitt Smith, RB (8)  
 Erik Williams, T (4)  
 2000 (2) - **Larry Allen, G (6)**  
 2001 (2) - \* **Larry Allen, G (7)**  
 Dexter Coakley, LB (2)  
 2002 (1) - **La'Roi Glover, DT (1)**  
**BOLD** starter  
 \* selected but did not play  
 # rookie  
 @ most valuable player  
**a** named outstanding lineman  
**b** named outstanding back  
 % top vote getter

ALL PRO

- 1962 (2) - **Don Perkins, RB (1, AP, NEA)**  
**Jerry Tubbs, LB (1, TSN)**  
 1963 (1) - **Chuck Howley, LB (1, TSN)**  
 1964 (3) - **Frank Clarke, TE (1, AP)**  
**Bob Lilly, DT (1, AP, UPI, NEA)**  
**Jim Ridlon, DB (1, TSN)**  
 1965 (3) - # **Bob Hayes, WR (1, TSN)**  
**Bob Lilly, DT (2, AP, UPI, NEA, TSN)**  
**Mel Renfro, S (1, NEA, TSN)**  
 1966 (7) - **Cornell Green, CB (1, AP, NEA, TSN)**  
**Bob Hayes, WR (2, AP, UPI, NEA, TSN)**  
**Chuck Howley, LB (2, AP, UPI, NEA)**  
**Lee Roy Jordan, LB (1, TSN)**  
**Bob Lilly, DT (3, AP, UPI, NEA, TSN)**  
**Ralph Neely, T (1, TSN)**  
**Dan Reeves, RB (1, TSN)**  
 1967 (7) - **George Andrie, DE (1, TSN)**  
**Cornell Green, CB (2, AP, UPI, NEA, TSN)**  
**Bob Hayes, WR (3, TSN)**  
**Chuck Howley, LB (3, AP, TSN)**  
**Bob Lilly, DT (4, AP, UPI, NEA, TSN)**  
**Ralph Neely, T (2, AP, UPI, TSN)**  
**Mel Renfro, S (2, TSN)**  
 1968 (5) - **Cornell Green, CB (3, NEA)**  
**Bob Hayes, WR (4, AP)**  
**Chuck Howley, LB (4, AP, NEA)**  
**Bob Lilly, DT (5, AP, UPI, NEA)**  
**Ralph Neely, T (3, AP, UPI, NEA)**  
**Cornell Green, CB (4, UPI)**  
 1969 (7) - # **Calvin Hill, RB (1, AP, UPI)**  
**Chuck Howley, LB (5, AP, UPI, NEA)**  
**Bob Lilly, DT (6, AP, NEA)**  
**Ralph Neely, T (4, AP, UPI, NEA)**  
**John Niland, G (1, AP)**  
**Mel Renfro, S (3, NEA)**  
 1970 (1) - **Chuck Howley, LB (6, AP, PFWA)**  
 1971 (4) - **Bob Lilly, DT (7, AP, PFWA, NEA)**  
**John Niland, G (2, AP, PFWA)**  
**Mel Renfro, S (4, NEA)**  
**Rayfield Wright, T (1, AP, PFWA)**  
 1972 (3) - **John Niland, G (3, AP)**  
**Blaine Nye, CB (1, NEA)**  
**Rayfield Wright, T (2, AP, UPI, PFWA, NEA)**



# ALL-TIME HONOR ROLL

PLAYERS

## All-Pro (cont.)

- 1973 (4) - Calvin Hill, RB (2, PFWA)  
Lee Roy Jordan, LB (2, NEA, PFWA)  
Mel Renfro, CB (5, NEA, PFWA)  
Rayfield Wright, T (3, AP, PFWA)
- 1974 (1) - Drew Pearson, WR (1, AP, PFWA)
- 1975 (2) - Cliff Harris, S (1, NEA)  
Rayfield Wright, T (4, NEA)
- 1976 (2) - Cliff Harris, S (2, AP, PFWA, NEA)  
Drew Pearson, WR (2, AP, PFWA)
- 1977 (5) - Cliff Harris, S (3, AP, PFWA, NEA)  
Efren Herrera, K (1, AP, PFWA, NEA)  
Harvey Martin, DE (1, AP, PFWA, NEA)  
Drew Pearson, WR (3, AP, PFWA, NEA)  
Charlie Waters, S (1, PFWA)
- 1978 (3) - Cliff Harris, S (4, AP, PFWA)  
Charlie Waters, S (2, PFWA, NEA)  
Randy White, DT (1, AP, PFWA, NEA)  
Randy White, DT (2, AP, PFWA, NEA)
- 1979 (1) - Herb Scott, G (1, AP, NEA)
- 1980 (2) - Randy White, DT (3, PFWA, NEA)
- 1981 (5) - Tony Dorsett, RB (1, AP, PFWA, NEA)  
Ed Jones, DE (1, NEA)  
Herb Scott, G (2, AP)  
Rafael Septien, K (1, AP, PFWA)  
Randy White, DT (4, AP, PFWA, NEA)  
Ed Jones, DE (2, AP)
- 1982 (3) - Everson Walls, CB (1, PFWA)  
Randy White, DT (5, AP, PFWA, NEA)
- 1983 (2) - Everson Walls, CB (2, AP)  
Randy White, DT (6, AP, PFWA)
- 1984 (2) - Michael Downs, S (PFWA)  
Randy White, DT (7, AP, PFWA, NEA)
- 1985 (2) - Everson Walls, CB (3, PFWA)  
Randy White, DT (8, AP, NEA)
- 1989 (1) - Eugene Lockhart, LB (1, TSN)
- 1991 (2) - Michael Irvin, WR (1, AP, PFWA, NEA, TSN)  
Jay Novacek, TE (1, CPFN)
- 1992 (4) - Kelvin Martin, PR (1, PFW, PFWA)  
Jay Novacek, TE (2, AP, PFW, PFWA, CPFN)  
Emmitt Smith, RB (1, AP, PFW, PFWA, NEA, TSN, CPFN, FD)  
Mark Stepnoski, C (1, NEA)  
Troy Aikman, QB (1, TSN)
- 1993 (3) - Emmitt Smith, RB  
(2, AP, PFWA, PFW, TSN, CPFN, FD)  
Erik Williams, T  
(1, AP, PFWA, PFW, TSN, CPFN, FD)
- 1994 (4) - Charles Haley, DE  
(1, AP, PFWA, PFW, TSN, CPFN, FD)  
Nate Newton, G  
(1, AP, PFWA, PFW, CPFN, FD)  
Emmitt Smith, RB  
(3, AP, PFWA, PFW, TSN, CPFN, FD)  
Darren Woodson, S  
(1, AP, PFWA, PFW, TSN, CPFN, FD)
- 1995 (6) - Larry Allen, G (1, TSN, CPFN, FD)  
Nate Newton, G  
(2, AP, PFWA, PFW, TSN, FD)  
Deion Sanders, CB (1, TSN)  
Emmitt Smith, RB  
(4, AP, PFWA, PFW, TSN, CPFN, FD)  
Erik Williams, T (2, TSN)  
Darren Woodson, S  
(2, AP, PFWA, PFW, TSN, CPFN, FD)
- 1996 (5) - Larry Allen, G (2, AP, PFWA, PFW, TSN, CPFN, FD)  
Deion Sanders, CB (2, AP, PFWA, PFW, TSN)  
Jim Schwartz, ST (1, PFWA, PFW)  
Erik Williams, T (3, AP)  
Darren Woodson, S (3, AP, PFWA, PFW, TSN, CPFN, FD)
- 1997 (3) - Larry Allen, G (3, AP, PFWA, PFW, TSN, CPFN, FD)  
Richie Cunningham, K (1, AP, TSN)  
Deion Sanders, CB (3, AP, PFWA, PFW, TSN)
- 1998 (3) - Larry Allen, T (4, AP, PFW, TSN)  
Deion Sanders, CB (3, AP, PFW, TSN, FD)  
KR (1, PFW)  
Darren Woodson, S (4, TSN)

- 1999 (2) - Larry Allen, G (5, AP, PFW, TSN, PFN)  
Deion Sanders, CB (4, TSN)
- 2000 (1) - Larry Allen, G (6, AP, PFW, CPFN, TSN)
- 2001 (1) - Larry Allen, G (7, AP, PFW, FD, CPFN, TSN)
- 2002 (1) - LaRoi Glover, DT, (PFW, CPFN, TSN)

## ALL-NFC

- 1970 (3) - Chuck Howley, LB (AP, UPI)  
John Niland, G (UPI)  
Mel Renfro, CB (AP)
- 1972 (3) - Bob Lilly, DT (AP, UPI)  
John Niland, G (AP, UPI)  
Rayfield Wright, T (AP, UPI)
- 1973 (5) - Calvin Hill, RB (AP, UPI)  
Lee Roy Jordan, LB (AP, UPI)  
John Niland, G (AP, UPI)  
Mel Renfro, CB (AP, UPI)  
Rayfield Wright, T (AP, UPI)
- 1974 (3) - Cliff Harris, S (AP, UPI)  
Drew Pearson, WR (AP, UPI)  
Rayfield Wright, T (AP, UPI)
- 1976 (5) - Billy Joe DuPree, TE (AP, UPI)  
Cliff Harris, S (AP, UPI)  
Blaine Nye, G (AP)  
Drew Pearson, WR (AP, UPI)  
Roger Staubach, QB (AP)
- 1977 (5) - Cliff Harris, S (UPI)  
Efren Herrera, K (UPI)  
Harvey Martin, DE (UPI)  
Drew Pearson, WR (UPI)  
Roger Staubach, QB (UPI)
- 1978 (6) - Tony Dorsett, RB (UPI)  
Billy Joe DuPree, TE (UPI)  
Cliff Harris, S (UPI)  
Herb Scott, G (UPI)  
Charlie Waters, S (UPI)  
Randy White, DT (UPI)
- 1979 (6) - Bob Breunig, LB (PFW)  
Pat Donovan, T (UPI, PFW, TSN)  
Cliff Harris, S (TSN)  
Herb Scott, G (UPI, TSN)  
Roger Staubach, QB (UPI, PFW, TSN)  
Randy White, DT (UPI, PFW)
- 1980 (4) - Bob Breunig, LB (UPI)  
Pat Donovan, T (UPI)  
Herb Scott, G (UPI)  
Randy White, DT (UPI, PFW, TSN)
- 1981 (5) - Tony Dorsett, RB (UPI)  
Herb Scott, G (UPI)  
Ed Jones, DE (UPI)  
Rafael Septien, K (UPI)  
Randy White, DT (UPI)
- 1982 (5) - Bob Breunig, LB (UPI)  
Pat Donovan, T (UPI)  
Tony Dorsett, RB (UPI)  
Everson Walls, CB (UPI)  
Randy White, DT (UPI)
- 1983 (4) - Bob Breunig, LB (UPI)  
Ed Jones, DE (UPI, PFW)  
Everson Walls, CB (PFW)  
Randy White, DT (UPI, PFW)
- 1984 (4) - Bill Bates, S (PFW)  
Michael Downs, S (UPI)  
Everson Walls, CB (UPI)  
Randy White, DT (UPI, FN)
- 1985 (5) - Doug Cosbie, TE (UPI)  
Michael Downs, S (UPI)  
Tony Hill, WR (FN)  
Everson Walls, CB (UPI, FN)  
Randy White, DT (UPI, FN)
- 1986 (1) - Randy White, DT (FN)
- 1987 (1) - Herschel Walker, RB (PFW)
- 1988 (1) - Herschel Walker, RB (UPI)
- 1991 (3) - Michael Irvin, WR (UPI, FN)  
Jay Novacek, TE (UPI, FN, PFW)  
Emmitt Smith, RB (UPI, FN, PFW)





All-NFC (cont.)

- 1992 (4) - Nate Newton, G (UPI, FN)  
Jay Novacek, TE (UPI, FN)  
Emmitt Smith, RB (UPI, FN)  
Mark Stepnoski, C (UPI, FN)
- 1993 (5) - Troy Aikman, QB (FN)  
Ken Norton, LB (FN)  
Emmitt Smith, RB (UPI, FN)  
Mark Stepnoski, C (UPI, FN)  
Erik Williams, T (UPI, FN)
- 1994 (6) - Charles Haley, DE (UPI, FN)  
Leon Lett, DT (UPI, FN)  
Nate Newton, G (UPI, FN)  
Emmitt Smith, RB (UPI, FN)  
Mark Stepnoski, C (UPI, FN)  
Darren Woodson, S (UPI, FN)
- 1995 (5) - Larry Allen, G (FN)  
Nate Newton, G (UPI)  
Jay Novacek, TE (UPI)  
Emmitt Smith, RB (UPI, FN)  
Darren Woodson, S (UPI, FN)
- 1996 (4) - Larry Allen, G (UPI, FN)  
Deion Sanders, CB (UPI, FN)  
Tony Tolbert, DE (UPI, FN)  
Darren Woodson, S (UPI, FN)
- 1997 (2) - Larry Allen, G (PFW, PFWA, FN)  
Deion Sanders, CB (PFW, PFWA, FN)
- 1998 (2) - Larry Allen, T (PFW, FN)  
Deion Sanders, CB (PFW, FN)  
KR (PFW, FN)
- 1999 (3) - Larry Allen, G (PFW, FN)  
Deion Sanders, CB (PFW, FN)  
Erik Williams, T (FN)
- 2000 (1) - Larry Allen, G (PFW, FN)
- 2001 (1) - Larry Allen, G (PFW, FN)
- 2002 (1) - La'Roi Glover, DT, (PFW)

ALL-ROOKIE

- 1974 - Efren Herrera, K (PFWA)  
- Ed Jones, DE (PFWA)
- 1975 - Burton Lawless, G (PFWA)  
Randy White, LB (PFWA)
- 1977 - Tony Dorsett, RB (PFWA)
- 1979 - Aaron Mitchell, CB (UPI)
- 1981 - Everson Walls, CB (PFWA, UPI)
- 1983 - Bill Bates, S (PFWA, UPI, PFW)
- 1984 - Eugene Lockhart, LB (PFWA, UPI, PFW, FD)
- 1987 - Roger Ruzek, K (UPI, PFW)
- 1988 - Michael Irvin, WR (FD)
- 1989 - Troy Aikman, QB (PFWA, UPI, PFW, CPFN)  
James Dixon, KR (UPI, PFW)
- 1990 - Jimmie Jones, DT (PFWA, UPI, PFW)  
Emmitt Smith, RB  
(PFWA, UPI, FN, PFW, FD, CPFN)
- 1991 - Larry Brown, CB (PFWA, PFW, FD, FN)  
Darrick Brownlow, LB (PFWA)  
Russell Maryland, DT (PFWA, CPFN, PFW)
- 1992 - Robert Jones, LB (PFWA, PFW, CPFN, FN)  
Darren Woodson, ST (PFW, PFWA)
- 1993 - Darrin Smith, LB (PFWA, CPFN, PFW, FN, FD)  
Kevin Williams, WR (FN)
- 1994 - Larry Allen, T (PFWA, PFW, CPFN, FN)  
Chris Boniol, K (PFWA, PFW)
- 1997 - Antonio Anderson, DT (PFW)  
Dexter Coakley, LB (PFW, FN)
- 1998 - Flozell Adams, G (FD)  
Greg Ellis, DE (FN, FD)
- 1999 - Ebenezer Ekuban, DE (PFW, FN)  
Dat Nguyen, ST (FD)  
Peppi Zellner, DE (CPFN)
- 2002 - Antonio Bryant, WR (PFW)  
Derek Ross, CB (PFW)  
Roy Williams, S (PFW)

OTHER HONORS

NFL COACH OF THE YEAR

- 1966 - Tom Landry (AP)
- 1990 - Jimmy Johnson (AP)
- 1991 - Jimmy Johnson (FD)

NFC COACH OF THE YEAR

- 1966 - Tom Landry (UPI)
- 1975 - Tom Landry (UPI)
- 1978 - Tom Landry (FN)
- 1990 - Jimmy Johnson (UPI, CPFN)

NFL PLAYER OF THE YEAR

- 1993 - Emmitt Smith (AP, PFWA, TSN, PFW, FD)

BERT BELL AWARD

(presented by Maxwell Club to NFL Player of the Year)

- 1966 - Don Meredith, QB
- 1971 - Roger Staubach, QB
- 1993 - Emmitt Smith, RB

NFC PLAYER OF THE YEAR

- 1971 - Roger Staubach
- 1981 - Tony Dorsett (UPI)
- 1993 - Emmitt Smith (FN)

NFL OFFENSIVE PLAYER OF THE YEAR

- 1993 - Emmitt Smith (UPI, PFW, CPFN)

NFL DEFENSIVE PLAYER OF THE YEAR

- 1977 - Harvey Martin (UPI, PFW)
- 1994 - Charles Haley (FD)

NFC DEFENSIVE PLAYER OF THE YEAR

- 1994 - Charles Haley (UPI)

NFC OFFENSIVE LINEMAN OF THE YEAR

- 1996 - Larry Allen (NFLPA)
- 1997 - Larry Allen (NFLPA)

NFC DEFENSIVE BACK OF THE YEAR

- 1997 - Deion Sanders (NFLPA)

NFC SPECIAL TEAMS PLAYER OF THE YEAR

- 1984 - Bill Bates (USA Today, NFLPA)

NFC KICKER OF THE YEAR

- 1997 - Richie Cunningham (NFLPA)

NFL DEFENSIVE BACK OF THE YEAR

- 1982 - Everson Walls (NFL Alumni)

NFL DEFENSIVE LINEMAN OF THE YEAR

- 1982 - Randy White (NFL Alumni)

NFL OFFENSIVE LINEMAN OF THE YEAR

- 1994 - Nate Newton (NFL Alumni)
- 1997 - Larry Allen (NFL Alumni)

NFL QUARTERBACK OF THE YEAR

- 1993 - Troy Aikman (NFL Alumni)

NFL RUNNING BACK OF THE YEAR

- 1992 - Emmitt Smith (NFL Alumni)
- 1993 - Emmitt Smith (NFL Alumni)
- 1995 - Emmitt Smith (NFL Alumni)

NFL WIDE RECEIVER OF THE YEAR

- 1991 - Michael Irvin (NFL Alumni)

NFL TIGHT END OF THE YEAR

- 1993 - Jay Novacek (NFL Alumni)

NFL SPECIAL TEAMS PLAYER OF THE YEAR

- 1983 - # Bill Bates (NFL Alumni)
- 1984 - Bill Bates (NFL Alumni)
- 1996 - Jim Schwantz (NFL Alumni)
- 1998 - Deion Sanders (NFL Alumni)

GOLDEN TOE TROPHY (PFW) (top placekicker)

- 1981 - Rafael Septien

NFL ROOKIE OF THE YEAR

- 1977 - Tony Dorsett (NEA, PFWA, TSN)

NFC ROOKIE OF THE YEAR

- 1977 - Tony Dorsett (UPI, TSN)
- 1992 - Robert Jones, (UPI)



# ALL-TIME HONOR ROLL

PLAYERS

## NFL OFFENSIVE ROOKIE OF THE YEAR

- 1969 - Calvin Hill, RB (AP)
- 1970 - Duane Thomas, RB (FN, PFG)
- 1977 - Tony Dorsett, RB (AP, PFW, FD)
- 1990 - Emmitt Smith, RB (AP, PFW, FN)

## NFL MAN OF THE YEAR

- 1981 - Tom Landry (FN)
- 1997 - Troy Aikman

## BART STARR AWARD

- 2001 - Darren Woodson

## NFL PLAYER OF THE WEEK

- 1993 - Michael Irvin, vs. S.F., 10/17 (PFWA)  
Emmitt Smith, @ Phil., 12/2  
Emmitt Smith, @ N.Y. Gia., 1/2/94 (PFWA)
- 1994 - Jason Garrett, vs. G.B., 11/24 (PFHOF)
- 1995 - Emmitt Smith, @ N.Y. Gia., 9/4 (PFHOF)  
Emmitt Smith, @ Minn., 9/17 (PFHOF)
- 1998 - Deion Sanders, @ N.Y. Gia., 9/21 (PFHOF)
- 1999 - Troy Aikman, @ Wash., 9/12 (PFHOF)  
Dexter Coakley, vs. Miami 11/25 (PFHOF)

## NFC DEFENSIVE PLAYER OF THE WEEK

- 1984 - Randy White, vs. G.B., 9/23  
Randy White, @ Phil., 12/2
- 1985 - Jim Jeffcoat, @ Wash., 11/10  
Jim Jeffcoat, vs. N.Y. Gia., 12/15
- 1986 - Ed Jones, @ S.D., 11/16
- 1987 - Bill Bates, @ N.Y. Gia., 9/20  
Ed Jones, vs. N.Y. Gia., 11/2
- 1988 - Ed Jones, vs. Atl., 9/25
- 1990 - Issiac Holt, @ T.B., 10/7  
James Washington, vs. Pho., 12/16
- 1993 - Kevin Smith, @ N.Y. Jets, 12/18
- 1994 - Charles Haley, @ Pitt., 9/4  
Darren Woodson, @ Phil., 12/4  
Darrin Smith, @ N.O., 12/19
- 1995 - Charles Haley, vs. Den., 9/10
- 1996 - Leon Lett, @ Phil., 9/30  
George Teague, vs. Minn., 12/28
- 1999 - Dexter Coakley, vs. Miami, 11/25

## NFC OFFENSIVE PLAYER OF THE WEEK

- 1985 - Tony Dorsett, vs. Pit., 10/13  
Danny White, vs. StL., 11/28
- 1987 - Kelvin Edwards, vs. Phil., 10/11  
Herschel Walker, vs. StL., 12/27
- 1988 - # Michael Irvin, @ Wash., 12/11
- 1991 - Emmitt Smith, @ Pho., 9/22  
Troy Aikman, vs. N.Y. Gia., 9/29  
Michael Irvin, vs. Atl., 12/22
- 1992 - Emmitt Smith, vs. Wash., 9/7  
Michael Irvin, vs. Pho., 9/20  
Emmitt Smith, @ Raid., 10/25  
Erik Williams, vs. Phil., 11/1  
Emmitt Smith, vs. Chi., 12/27  
Troy Aikman, vs. Phil., 1/10/93  
Troy Aikman, @ S.F., 1/17/93
- 1993 - Troy Aikman, vs. G.B., 10/3  
Michael Irvin, vs. S.F., 10/17  
Emmitt Smith, @ Phil., 10/31  
Emmitt Smith, @ N.Y. Gia., 1/2/94
- 1994 - Troy Aikman, vs. Ariz., 10/9  
Alvin Harper, @ Cin., 10/30  
Jason Garrett, vs. G.B., 11/24  
Troy Aikman, vs. G.B., 1/8/95
- 1995 - Emmitt Smith, @ N.Y. Gia., 9/4  
Emmitt Smith, @ Minn., 9/17  
Emmitt Smith, vs. G.B., 1/14/96
- 1996 - Troy Aikman, @ Mia., 10/27
- 1997 - Troy Aikman, @ Pitt., 8/31
- 1998 - Emmitt Smith, vs. N.Y. Gia., 11/8
- 1999 - Troy Aikman, @ Wash., 9/12
- 2001 - Quincy Carter, vs. S.F., 12/30
- 2002 - Emmitt Smith, vs. Sea., 10/27

## NFC SPECIAL TEAMS PLAYER OF THE WEEK

- 1993 - # Kevin Williams, vs. N.Y. Gia., 11/7  
Eddie Murray, @ Minn., 12/12
- 1994 - Bill Bates, vs. Phil., 10/16  
Kevin Williams, vs. Wash., 11/20  
Brock Marion, vs. G.B., 1/8/95

- 1995 - John Jett, vs. G.B., 10/8  
Chris Boniol, vs. N.Y. Gia., 12/17
- 1996 - Herschel Walker, vs. Atl., 10/20  
Chris Boniol, vs. G.B., 11/18  
Chris Boniol, vs. Minn., 12/28
- 1999 - Toby Gowin, vs. Wash., 10/24
- 2001 - Tim Seder, vs. Wash., 10/15
- 2002 - Billy Cundiff, @ St. Louis, 9/29

## NFC PRIME TIME PLAYER OF THE WEEK

- 1998 - Deion Sanders, @ N.Y. Gia., 9/21

## NFC OFFENSIVE PLAYER OF THE MONTH

- 1991 - Emmitt Smith, RB, December

## NFC OFFENSIVE PLAYER OF THE MONTH (cont.)

- 1992 - Emmitt Smith, RB, November  
Emmitt Smith, RB, December
- 1993 - Troy Aikman, QB, October
- Emmitt Smith, RB, December
- 1995 - Emmitt Smith, RB, September

## NFC SPECIAL TEAMS PLAYER OF THE MONTH

- 1996 - Chris Boniol, K, November
- 1997 - Richie Cunningham, K, September
- 1999 - Jason Tucker, KR, December

## NFL DEFENSIVE ROOKIE OF THE MONTH

- 1997 - Dexter Coakley, LB, October

## SUPER BOWL MOST VALUABLE PLAYER

- SB V - Chuck Howley, LB
- SB VI - Roger Staubach, QB
- SB XII - Harvey Martin, DE  
Randy White, DT/LB
- SB XXVII - Troy Aikman, QB
- SB XXVIII - Emmitt Smith, RB
- SB XXX - Larry Brown, CB

## ED BLOCK COURAGE AWARD

(nominee from each NFL team for courage in battling injuries)

- 1984 - James Jones, RB
- 1985 - Howard Richards, OL
- 1986 - Tony Dorsett, RB
- 1987 - Brian Baldinger, OL
- 1988 - Randy White, DT
- 1989 - Ed Jones, DE
- 1990 - Kelvin Martin, WR
- 1991 - Ken Norton, LB
- 1992 - Daryl Johnston, FB
- 1993 - Bill Bates, S
- 1994 - Mark Stepnoski, C
- 1995 - Erik Williams, T
- 1996 - Kevin Smith, CB
- 1997 - Tony Tolbert, DE
- 1998 - Darren Woodson, S
- 1999 - Ernie Mills, WR
- 2000 - Greg Ellis, DE
- 2001 - Mike Lucky, TE
- 2002 - Dat Nguyen, LB

## BOB LILLY AWARD (voted by Cowboys' fans for sportsman-ship, dedication, leadership and achievement)

- 1985 - Randy White, DT
- 1986 - Randy White, DT
- 1987 - Danny White, QB
- 1988 - Ed Jones, DE
- 1989 - Ed Jones, DE
- 1990 - Bill Bates, S
- 1991 - Bill Bates, S
- 1992 - Troy Aikman, QB
- 1993 - Bill Bates, S
- 1994 - Bill Bates, S
- 1995 - Troy Aikman, QB
- 1996 - Emmitt Smith, RB
- 1997 - Troy Aikman, QB
- 1998 - Troy Aikman, QB
- 1999 - Emmitt Smith, RB
- 2001 - Emmitt Smith, RB
- 2002 - Emmitt Smith, RB

## SPORTSMAN OF THE YEAR

- 1994 - Emmitt Smith (TSN)





**DASA PRO ATHLETE OF THE YEAR**

- 1991 - Michael Irvin, WR  
Ermitt Smith, RB
- 1993 - Troy Aikman, QB  
Ermitt Smith, RB

**DASA BIG "D" AWARD**

- 1990 - Jimmy Johnson
- 1991 - Jerry Jones
- 1992 - Emmitt Smith
- 2001 - Troy Aikman

**DASA FIELD SCOVELL AWARD**

- 1970 - Dallas Cowboys
- 1971 - Bob Lilly
- 1975 - Roger Staubach
- 1977 - Tom Landry
- 1980 - Randy White
- 1981 - Tony Dorsett
- 1992 - Dallas Cowboys
- 1994 - Troy Aikman
- 1995 - Emmitt Smith
- 2001 - Gil Brandt

**DASA COACH OF THE YEAR**

- 1995 - Barry Switzer

**DASA LEGENDS AWARD**

- 1993 - Tom Landry
- 2001 - Gene Stallings

**DASA GARY BRIDELL COURAGE AWARD**

- 1994 - Bill Bates

**DASA ROLE MODEL AWARD**

- 1997 - Daryl Johnston
- 1999 - Darren Woodson
- 2002 - Emmitt Smith

**NFL MAN OF THE YEAR**

(Dallas nominees, Club winner underlined when selected)

- 1970 - Bob Lilly, John Niland, Pettis Norman
- 1971 - John Niland, Jethro Pugh, Roger Staubach
- 1972 - John Niland, Jethro Pugh, Roger Staubach
- 1973 - Calvin Hill, John Niland, Roger Staubach
- 1975 - John Fitzgerald, Bill Gregory, Roger Staubach
- 1976 - Ralph Neely, Roger Staubach, Mark Washington
- 1980 - Billy Joe DuPree, D.D. Lewis, Drew Pearson
- 1981 - Billy Joe DuPree, D.D. Lewis, Robert Newhouse
- 1982 - Bob Breunig, Tony Dorsett, Bill Joe DuPree
- 1983 - Bob Breunig, Butch Johnson, Danny White
- 1984 - Bob Breunig, Doug Cosbie, Howard Richards
- 1985 - Bill Bates
- 1986 - Jim Jeffcoat
- 1987 - Jim Jeffcoat
- 1988 - Herschel Walker
- 1989 - Everson Walls
- 1990 - Jim Jeffcoat
- 1991 - Troy Aikman
- 1992 - Troy Aikman, Jim Jeffcoat, James Washington
- 1993 - Troy Aikman, Russell Maryland, James Washington
- 1994 - Troy Aikman
- 1995 - Troy Aikman, Daryl Johnston, Russell Maryland
- 1996 - Troy Aikman, Bill Bates, Daryl Johnston
- 1997 - Troy Aikman, Daryl Johnston, Emmitt Smith
- 1998 - Richie Cunningham, Daryl Johnston, Emmitt Smith
- 1999 - Emmitt Smith
- 2000 - Ebenezer Ekuban, Chad Hennings, Darren Woodson
- 2001 - Ebenezer Ekuban, Emmitt Smith, Darren Woodson
- 2002 - Ebenezer Ekuban, Joey Galloway, Kelvin Garmon, Emmitt Smith, Darren Woodson

AP - Associated Press; CPFN - College & Pro Football Newsweekly; DASA - Dallas All Sports Association; FD - Football Digest; FN - Football News; NEA - Newspaper Enterprise Association; PFG - Pro Football Guide; PFHF - Pro Football Hall of Fame; PFW - Pro Football Weekly; PFWA - Pro Football Writers of America; TSN - The Sporting News; UPI - United Press International

# Cowboys All-Time Draft

## 1960

### EXPANSION DRAFT

Rd.	Player	Pos.	College
<b>FROM BALTIMORE</b>			
	L.G. DUPRE	RB	Baylor
	RAY KROUSE	DE	Maryland
	DAVE SHERER	WR/P	Southern Methodist
<b>FROM CHICAGO</b>			
	DON HEALY	DT	Maryland
	JACK JOHNSON	RB	Miami, Fla.
	PETE JOHNSON	RB	V.M.I.
<b>FROM CLEVELAND</b>			
	LEROY BOLDEN	RB	Michigan State
	FRANK CLARKE	WR/TE	Colorado
	ED MODZELEWSKI	RB	Maryland
<b>FROM DETROIT</b>			
	CHARLES ANE	C	Southern California
	GENE CRONIN	LB	Pacific
	JIM DORAN	WR	Iowa State
<b>FROM GREEN BAY</b>			
	NATE BORDEN	DE	Indiana
	BILL BUTLER	S	Tenn. Chattanooga
	DON MCILHENNY	RB	Southern Methodist
<b>FROM L.A. RAMS</b>			
	TOM FRANCKHAUSER	CB	Purdue
	BOB FRY	T	Kentucky
	DUANE PUTNAM	G	Pacific
<b>FROM N.Y. GIANTS</b>			
	AL BARRY	G	Southern California
	MELWOOD "BUZ" GUY	G	Duke
	DON HEINRICH	QB	Washington

### FROM PHILADELPHIA

- DICK BIELSKI ..... TE ..... Maryland
- GERRY DELUCCA ..... T ..... Mid. Tennessee St.
- BILL STRIEGEL ..... LB ..... Pacific

### FROM PITTSBURGH

- RAY FISHER ..... T/DT ..... Eastern Illinois
- BOBBY LUNA ..... RB ..... Alabama
- RAY MATHEWS ..... WR ..... Clemson

### FROM ST. LOUIS

- BOB CROSS ..... T ..... Kilgore J.C.
- ED HUSMANN ..... DT ..... Nebraska
- JACK PATERA ..... LB ..... Oregon

### FROM SAN FRANCISCO

- FRED DUGAN ..... WR ..... Dayton
- JOHN GONZAGA ..... DE ..... no college
- JERRY TUBBS ..... LB ..... Oklahoma

### FROM WASHINGTON

- TOM BRAATZ ..... LB ..... Marquette
- JOE NICELY ..... C ..... West Virginia
- DOYLE NIX ..... RB ..... Southern Methodist

## 1961

### (Drafted 2nd)

Rd.	Player	Pos.	College	Set. #
1.	(A) No Choice - Traded along with sixth-round choice to Washington for Eddie LeBaron.			
1.	(B) BOB LILLY	DT	TCU	13
	Choice from Cleveland for first round pick in 1962.			
2.	E.J. HOLUB	LB	Texas Tech (went to AFL)	16
3.	STEW BARBER	G	Penn State (went to AFL)	30
4.	SONNY DAVIS	WR	Baylor	44
5.	No Choice - Traded to San Francisco for Gene Babb.			
6.	No Choice - Traded, along with first-round choice, to Washington for LeBaron.			

**BOLD** Indicates Made Active Roster \*Drafted As Future



# ALL-TIME DRAFT

PLAYERS

1961 (cont.)			
7. ART GIMORE	HB	Oregon State	66
8. DON TALBERT*	T	Texas	100
9. GLYNN GREGORY	HB	SMU	114
10. No Choice - Traded to Green Bay for Fred Cone.			
11. NORRIS STEVENSON	HB	Missouri	142
12. LOWMEDES SHINGLER	OB	Clemson	156
13. DON GOODMAN	HB	Florida	170
14. BILL SHAW	G	Georgia Tech	184
15. JULIUS VARNADO	T	San Francisco State	198
	(went to AFL)		
16. JERRY STEFFEN	HB	Colorado	212
17. EVERETT CLOUD	HB	Maryland	226
18. RANDY WILLIAMS	HB	Indiana	240
19. LYNN HOYEM*	C	Long Beach State	254
20. JERRY MORGAN	QB	Iowa State	268

## 1962

(Drafted 4th)

Rd. Player	Pos.	College	Sel. #
1. No Choice - Traded to Cleveland for first round pick in 1961.			
2. SONNY GIBBS*	OB	TCU	18
3. (A) No Choice - Traded to Chicago for Don Meredith.			
3. (B) BOBBY PLUMMER	G	TCU	39
	Choice from Cleveland for Duane Putnam		
4. No Choice - Traded to San Francisco for Bill Herchman.			
5. No Choice - Traded to Los Angeles for Jimmy Harris.			
6. (A) DONNIE DAVIS	TE	Southern University	74
6. (B) GEORGE ANDRIE	DE	Marquette	82
	Choice and Allen Green from New York for Fred Dugan.		
7. No Choice - Traded to Los Angeles for John Houser.			
8. KEN TUREAUD	RB	Michigan	102
9. No Choice - Traded to Baltimore for Don Perkins.			
10. JOHN M. LONGMEYER	G	Southern Illinois	130
11. LARRY HUDAS	WR	Michigan St.	144
12. No Choice - Traded to Green Bay for Steve Mellinger.			
13. ROBERT MOSES	TE	Texas	172
14. HAROLD HAYS*	G	Southern Mississippi	186
15. GUY REESE	T	SMU	200
16. ROBERT JOHNSTON	T	Rice	214
17. RAY JACOBS	DT	Howard Payne	228
	(went to AFL)		
18. DAVE CLOUTIER*	RB	Maine	242
	(went to AFL)		
19. PAUL HOLMES	T	Georgia	256
20. AMOS BULLOCKS	RB	Southern Illinois	270

## 1963

(Drafted 6th)

Rd. Player	Pos.	College	Sel. #
1. LEE ROY JORDAN	LB	Alabama	6
2. No Choice - Traded along with ninth-round choice to Chicago for Chuck Howley.			
3. JIM PRICE	LB	Auburn	34
4. WHALEY HALL*	G	Mississippi	48
5. No Choice - Traded to New York for Dick Nolan.			
6. No Choice - Traded to Green Bay for John Sutor.			
7. MARV CLOTHIER	G	Kansas	90
8. No Choice - Traded to Green Bay for Lee Folkins.			
9. No Choice - Traded along with second-round choice to Chicago for Chuck Howley.			
10. ROD SCHEYER	T	Washington	132
11. RAY SHOENKE	C	Southern Methodist	146
12. BILL PERKINS	FB	Iowa	160
13. PAUL WICKER*	T	Fresno State	174
14. LOU CIOCI	LB	Boston College	188
15. JERRY OVERTON	WR	Utah	202
16. DENNIS GOLDEN	T	Holy Cross	216
17. ERNEST PARKS*	G	McMurry	230
	(went to AFL)		
18. BILL FRANK	T	Colorado	244
19. JIM STIGER	RB	Washington	258
20. TOMMY LUCAS	TE	Texas	272

## 1964

(Drafted 4th)

Rd. Player	Pos.	College	Sel. #
1. SCOTT APPLETON	DT	Texas	4
2. MEL RENFRO	OB	Oregon	17
3. No Choice - Traded to L.A. Rams for Bob Long and John Meyers.			

4. PERRY LEE DUNN	DB	Mississippi	45
5. No Choice - Traded to Green Bay for Gary Barnes			
6. (A) BILLY LOTHRIE	K-OB	Georgia Tech	73
6. (B) JIM CURRY	WR	Cincinnati	82
	Choice from Cleveland for Andy Cvercko.		
6. (C) JIMMY EVANS	WR	Texas Western	83
	Choice from Green Bay for Jerry Norton.		
7. BOB HAYES*	WR	Florida A&M	88
8. AL GEVERINK	RB	UCLA	101
9. JAKE KUPP	G	Washington	116
10. ROGER STAUABACH*	QB	Navy	129
11. BOBBY CRENSHAW	G	Baylor	144
	(went to AFL)		
12. JOHNNY NORMAN	WR	NW Louisiana	152
13. JERRY RHOME*	OB	Tulsa	177
14. JIM WORDEN	LB	Wittenberg	185
15. BILL VAN BURKLEO	WR	Tulsa	200
16. PAUL CERCEL	C	Pittsburgh	213
17. HARRY ABELL*	LB	Missouri	228
	(went to AFL)		
18. No Selection		Player chosen not eligible.	
19. H.D. MURPHY	DB	Oregon	256
20. JOHN HUGHES	LB	Southern Methodist	269

## 1965

(Drafted 6th)

Rd. Player	Pos.	College	Sel. #
1. CRAIG MORTON	QB	California	6
2. MALCOLM WALKER	LB	Rice	19
3. No Choice - Traded to Green Bay			
4. (A) JIM SIDLE	FB	Auburn	47
4. (B) BOB SVIHUS	T	USC	53
	(went to AFL) Choice from Detroit for Sonny Gibbs.		
5. ROGER PETTEE	LB	Florida	61
6. SONNY UTZ	RB	VPI	75
7. BRIG OWENS	DB	Cincinnati	89
8. RUSSELL WAYT	LB	Rice	103
9. JIM ZANIOS	FB	Texas Tech	117
10. GAYLON MCCOLLOUGH	C	Alabama	131
11. JETHRO PUGH	DT	Elizabeth City State	145
12. ERNIE KELLERMAN	OB	Miami, OH	159
13. JACK SCHRAUB	TE	California	173
14. GARRY PORTERFIELD	DE	Tulsa	187
15. GENE FOSTER	RB	Arizona State	201
	(went to AFL)		
16. DOUG McDUGAL	E	Oregon State	215
17. MITCH JOHNSON	T	UCLA	229
18. MARTIN AMSLER	DT	Evansville	243
19. MERV RETTENMUND	HB	Ball State	257
20. RON BARLOW*	T	Kansas State	271

## 1966

(Drafted 5th)

Rd. Player	Pos.	College	Sel. #
1. JOHN NILAND	G	Iowa	5
2. WILLIE TOWNES*	DE	Tulsa	22
3. No Choice - Traded to San Francisco for Leon Donohue.			
4. No Choice - Traded to Baltimore for Ralph Neely.			
5. (A) No Choice - Traded to San Francisco for J.D. Smith.			
5. (B) WALT GARRISON	RB	Oklahoma State	79
	Choice from Baltimore through Detroit for Amos Marsh.		
6. BOB DUNLEVY	WR	West Virginia	86
7. ART ROBINSON	TE	Florida A&M	100
8. DON KUNIT	RB	Penn State	116
9. DARRELL ELAM	FL	West Virginia Tech	130
10. MASON MITCHELL	RB	Washington	146
11. AUSTIN DENNEY*	TE	Tennessee	160
12. (A) LES SHY	RB	Long Beach State	173
	Choice from Pittsburgh for Lee Folkins.		
12. (B) CRAIG BAYNHAM*	RB	Georgia Tech	176
13. RONNIE LAMB	RB	South Carolina	190
14. LEWIS TURNER	RB	Norfolk State	206
15. MARK GARTUNG*	DT	Oregon State	220
16. TOM PIGGEE	RB	San Francisco State	236
17. GEORGE ALLEN	T	West Texas State	250
	(went to AFL)		
18. STEVE ORR	DT	Washington	266
18. BYRON JOHNSON	T	Central Wash. St.	280
20. LOU HUDSON	FL	Minnesota	296

BOLD Indicates Made Active Roster \*Drafted As Future



ALL-TIME DRAFT



PLAYERS

1967

(Drafted 23rd)

Rd.	Player	Pos.	College	Sel. #
1.	No Choice - Given along with second- and two fifth-round choices, to Houston for Ralph Neely.			
2.	No Choice - Given along with first- and two fifth-round choices, to Houston for Ralph Neely.			
3.	<b>PHIL CLARK</b> .....DB.....Northwestern.....76			
4.	<b>CURTIS MARKER</b> .....G.....Northern Michigan.....103			
5.	(A) No Choice - Choice and Jim Steffen from Washington for Brig Owens, Mitch Johnson, and Jake Kupp; given along with first-, second- and fifth-round choices to Houston for Ralph Neely.			
5.	(B) No Choice - From Cleveland for Joe Bob Isbell; given along with first-, second- and fifth-round choices to Houston for Ralph Neely.			
5.	(C) No Choice - Traded to Green Bay for Henry Gremminger.			
6.	<b>SIMS STOKES</b> .....DB.....Northern Arizona.....157			
7.	<b>RAYFIELD WRIGHT</b> .....DE.....Ft. Valley State.....182			
8.	<b>STEVE LAUB</b> .....QB.....Illinois Wesleyan.....208			
9.	<b>BYRON MORGAN</b> .....DB.....Findlay (Ohio).....234			
10.	<b>EUGENE BOWENS</b> .....RB.....Tennessee A&I.....260			
11.	<b>PAT RILEY</b> .....WR.....Kentucky.....285			
12.	<b>HAROLD DETERS</b> .....K.....North Carolina State.....312			
13.	<b>AL KERKIAN</b> .....DE.....Akron.....338			
14.	<b>TOM BOYD</b> .....G.....Tarleton State.....364			
15.	<b>LEAVIE DAVIS</b> .....DB.....Edward Waters Col.....390			
16.	<b>PAUL BROTHERS</b> .....HB.....Oregon State.....416			
17.	<b>GEORGE ADAMS</b> .....LB.....Morehead State.....442			

1968

(Drafted Alternately 20th, 19th, 21st)

Rd.	Player	Pos.	College	Sel. #
1.	<b>DENNIS HOMAN</b> .....FL.....Alabama.....20			
2.	<b>DAVID McDANIELS</b> .....WR.....Mississippi Valley.....45			
3.	(A) No Choice - Traded to Minnesota for Lance Rentzel.			
3.	(B) <b>ED HARMON</b> .....LB.....Louisville.....71			
	Choice from Chicago for Austin Denney and Mac Percival.			
4.	(A) No Choice - Traded to New Orleans for Larry Stephens.			
4.	(B) <b>JOHN DOUGLAS</b> .....LB.....Missouri.....97			
	Choice from New York for Jim Colvin.			
5.	<b>BLAINE NYE</b> .....G.....Stanford.....130			
6.	<b>D.D. LEWIS</b> .....LB.....Mississippi State.....159			
7.	<b>BOB TAUCHER</b> .....T.....Nebraska.....185			
8.	<b>FRANK BROWN</b> .....DE.....Albany State.....211			
9.	<b>KEN KMIEC</b> .....DB.....Illinois.....241			
10.	<b>BEN OLISON</b> .....FL.....Kansas.....266			
11.	<b>RON SHOTTS</b> .....RB.....Oklahoma.....292			
12.	<b>WILSON WHITTY</b> .....LB.....Boston University.....321			
13.	<b>CARTER LORD</b> .....TE.....Harvard.....347			
14.	<b>RON WILLIAMS</b> .....DB.....West Virginia.....373			
15.	<b>TOMMY LUNCEFORD</b> .....P.....Auburn.....402			
16.	<b>LARRY COLE</b> .....DE.....Hawaii.....428			
17.	<b>GEORGE NORDGREN</b> .....RB.....Houston.....454			

1969

(Drafted Alternately 24th, 23rd, 22nd)

Rd.	Player	Pos.	College	Sel. #
1.	<b>CALVIN HILL</b> .....RB.....Yale.....24			
2.	<b>RICHMOND FLOWERS</b> .....WR.....Tennessee.....49			
3.	(A) <b>TOM STINCIC</b> .....LB.....Michigan.....68			
3.	(B) <b>HALVOR HAGEN</b> .....DE.....Weber State.....74			
	Choice from San Francisco for Harold Hayes.			
4.	No Choice - Traded to New Orleans for Dave Simmons.			
5.	(A) No Choice - Traded to Baltimore for Andy Stynchula.			
5.	(B) <b>CHUCK KYLE</b> .....LB.....Purdue.....125			
	Choice from Los Angeles for Coy Bacon.			
6.	<b>RICH SHAW</b> .....FL.....Arizona St.....152			
7.	<b>LARRY BALES</b> .....WR.....Emory & Henry.....180			
8.	<b>ELMER BENHARDT</b> .....LB.....Missouri.....205			
9.	<b>CLAXTON WELCH</b> .....RB.....Oregon.....230			
10.	<b>STUART GOTTLIEB</b> .....G.....Weber State.....258			
11.	<b>CLARENCE WILLIAMS</b> .....DT.....Prairie View A&M.....283			
12.	<b>BOB BELDEN</b> .....QB.....Notre Dame.....308			
13.	<b>RENE MATISON</b> .....WR.....New Mexico.....336			
14.	<b>GERALD LUTRI</b> .....T.....Northern Michigan.....361			
15.	<b>BILL JUSTUS</b> .....DB.....Tennessee.....386			
16.	<b>FLOYD KERR</b> .....DB.....Colorado State.....414			
17.	<b>BILL BAILEY</b> .....DT.....Lewis & Clark.....439			

1970

(Drafted 23rd)

Rd.	Player	Pos.	College	Sel. #
1.	<b>DUANE THOMAS</b> .....RB.....West Texas.....23			
2.	(A) <b>BOB ASHER</b> .....T.....Vanderbilt.....27			
	Choice from Chicago for Craig Baynham and Phil Clark.			
2.	(B) <b>MARGENE ADKINS</b> .....WR.....Herderson J.C.....49			
3.	(A) <b>CHARLIE WATERS</b> .....CB.....Clemson.....66			
	Choice from Houston through Cleveland for Jerry Rhome.			
3.	(B) <b>STEVE KINER</b> .....LB.....Tennessee.....73			
	Choice from Cleveland for Jerry Rhome.			
3.	(C) <b>DENTON FOX</b> .....S.....Texas Tech.....75			
4.	<b>JOHN FITZGERALD</b> .....T.....Boston College.....101			
5.	No Choice - Traded to St. Louis for Bobby Joe Conrad.			
6.	<b>PAT TOOMAY</b> .....DE.....Vanderbilt.....153			
7.	<b>DON ABBEY</b> .....LB.....Penn State.....179			
8.	<b>JERRY DOSSEY</b> .....G.....Arkansas.....205			
9.	<b>ZENON ANDRUSYSHYN</b> .....K.....UCLA.....231			
10.	<b>PETE ATHAS</b> .....S.....Dade J.C.....257			
11.	<b>IVAN SOUTHERLAND</b> .....DT.....Clemson.....283			
12.	<b>JOE WILLIAMS</b> .....RB.....Wyoming.....309			
13.	<b>MARK WASHINGTON</b> .....CB.....Morgan State.....335			
14.	<b>JULIAN MARTIN</b> .....WR.....N. Carolina Central.....361			
15.	<b>KEN DeLONG</b> .....TE.....Tennessee.....387			
16.	<b>SEABERN HILL</b> .....CB.....Arizona St.....411			
17.	<b>GLENN PATTERSON</b> .....C.....Nebraska.....438			

1971

(Drafted 25th)

Rd.	Player	Pos.	College	Sel. #
1.	<b>TODY SMITH</b> .....DE.....Southern Cal.....25			
2.	<b>ISAAC THOMAS</b> .....CB.....Bishop.....51			
3.	(A) <b>SAM SCARBER</b> .....RB.....New Mexico.....69			
	Choice from St. Louis for John Wilbur.			
3.	(B) <b>BILL GREGORY</b> .....DE.....Wisconsin.....77			
4.	(A) <b>JOE CARTER</b> .....TE.....Grambling.....80			
	Choice from New Orleans for Willie Townes.			
4.	(B) <b>BUDDY MITCHELL</b> .....T.....Mississippi.....103			
5.	<b>RON KADZIEL</b> .....LB.....Stanford.....129			
6.	<b>STEVE MAIER</b> .....WR.....Northern Arizona.....155			
7.	<b>BILL GRIFFIN</b> .....T-G.....Catawba.....181			
8.	<b>RON JESSIE</b> .....WR.....Kansas.....206			
9.	<b>HONOR JACKSON</b> .....WR.....Pacific.....233			
10.	<b>RODNEY WALLACE</b> .....DT.....New Mexico.....259			
11.	<b>ERNEST BONWELL</b> .....LB.....Lane College.....285			
12.	<b>STEVE GOEPFL</b> .....QB.....Colgate.....311			
13.	<b>JAMES FORD</b> .....RB.....Texas Southern.....337			
14.	<b>TYRONE COUEY</b> .....DB.....Utah State.....363			
15.	<b>BOB YOUNG</b> .....TE.....Delaware.....389			
16.	<b>JOHN BRENNAN</b> .....T.....Boston College.....415			
17.	<b>JOHN BOMER</b> .....C.....Memphis State.....440			

1972

(Drafted 26th)

Rd.	Player	Pos.	College	Sel. #
1.	<b>BILL THOMAS</b> .....RB.....Boston College.....26			
2.	(A) <b>ROBERT NEWHOUSE</b> .....RB.....Houston.....35			
	Choice from New England for Halvor Hagen and Honor Jackson.			
2.	(B) <b>JOHN BABINECZ</b> .....LB.....Villanova.....39			
	Choice from New Orleans for Margene Adkins.			
2.	(C) <b>CHARLES MCKEE</b> .....WR.....Arizona.....52			
3.	(A) <b>MIKE KELLER</b> .....LB.....Michigan.....64			
	Choice from New England for Halvor Hagen and Honor Jackson.			
3.	(B) <b>MARY BATEMAN</b> .....P-K.....Utah.....78			
4.	(A) <b>TIM KEARNEY</b> .....LB.....Northern Michigan.....83			
	Choice from New Orleans for Ron Jessie.			
4.	(B) <b>ROBERT WEST</b> .....WR.....San Diego St.....90			
	Choice from New England for Steve Kiner.			
4.	(C) <b>CHARLES ZAPIEC</b> .....LB.....Penn State.....93			
	Choice from Detroit for Ron Jessie.			
4.	(D) No Choice - Traded to New Orleans for Don Talbert.			
5.	No Choice - Traded to San Diego for Tony Liscio.			
6.	<b>CHARLES BOLDEN</b> .....DB.....Iowa.....156			
7.	No Choice - Traded to Chicago for Lee Roy Caffey.			
8.	<b>RALPH COLEMAN</b> .....LB.....North Carolina A&T.....208			
9.	<b>ROY BELL</b> .....RB.....Oklahoma.....234			
10.	<b>RICHARD AMMAN</b> .....DE.....Florida State.....260			
11.	<b>LONNIE LEONARD</b> .....T-G.....North Carolina A&T.....286			

BOLD Indicates Made Active Roster



# ALL-TIME DRAFT

## 1972 (cont.)

12. JIMMY HARRIS	WR	Ohio State	312
13. JEAN FUGETT	TE	Amherst	338
14. ALAN THOMPSON	RB	Wisconsin	363
15. CARLOS ALVAREZ	WR	Florida	390
16. GORDON LONGMIRE	QB	Utah	416
17. ALFONSO CAIN	DT	Bethune-Cookman	442

## 1973

(Drafted Alternately 20th, 22nd, 21st)

Rd. Player	Pos.	College	Sel. #
1. BILLY JOE DuPREE	TE	Michigan State	20
2. (A) GOLDEN RICHARDS	WR	Hawaii	46
Choice from Green Bay for Ron Wigby and Ike Thomas.			
2. (B) No Choice	-	To Chicago as compensation for signing Jack Concannon.	
3. (A) HARVEY MARTIN	DT	East Texas State	53
Choice from Houston through New Orleans for Tom Stincic.			
3. (B) No Choice	-	Traded to New England for Ron Sellers.	
4. DRANE SCRIVENER	DB	Tulsa	98
5. BRUCE WALTON	T	UCLA	126
6. BOB LEYEN	G	Yale	151
7. RODRIGO BARNES	LB	Pice	176
8. DAN WERNER	QB	Michigan State	204
9. MIKE WHITE	CB	Minnesota	229
10. CARL JOHNSON	LB	Tennessee	254
11. GERALD CASWELL	G	Colorado State	282
12. JIM ARNESON	G	Arizona	307
13. JOHN SMITH	WR	UCLA	332
14. BOB THORNTON	G-C	North Carolina	360
15. WALT BAISY	LB	Grambling	385
16. JOHN CONLEY	TE	Hawaii	410
17. LES STRAYHORN	RB	East Carolina	438

## 1974

(Drafted Alternately 22nd, 21st, 20th, 23rd)

Rd. Player	Pos.	College	Sel. #
1. (A) ED JONES	DE	Tennessee State	1
Choice from Houston for Tody Smith and Billy Parks.			
1. (B) CHARLES YOUNG	RB	North Carolina State	22
2. No Choice	-	Choice and Ron Sellers to Miami for Otto Stowe.	
3. (A) DANNY WHITE	QB	Arizona State	53
Choice from Houston for Tody Smith and Billy Parks.			
3. (B) CALVIN PETERSON	LB	UCLA	72
4. (A) KEN HUTCHERSON	LB	Livingston State	97
Choice from Oakland for Gloster Richardson.			
4. (B) ANDY ANDRADE	RB-DB	Northern Michigan	101
5. JOHN KELSEY	T	Missouri	126
6. JIM BRIGHT	DB	UCLA	151
7. RAYMOND NESTER	LB	Michigan State	176
8. MIKE HOLT	DB	Michigan State	205
9. BILL DULIN	T	Johnson C. Smith	230
10. DENNIS MORGAN	DB	Western Illinois	255
11. HARVEY MCGEE	WR	Southern Mississippi	280
12. KEITH BOBO	QB	Southern Methodist	309
13. FRED LIMA	K	Colorado	334
14. DOUG RICHARDS	DB	Brigham Young	359
15. BRUCE CRAFT	DT	Geneva, Pa.	384
16. GENE KILLIAN	T	Tennessee	413
17. LAWRIE SKOLOOD	T	North Dakota	438

## 1975

(Drafted 18th)

Rd. Player	Pos.	College	Sel. #
1. (A) RANDY WHITE	DE	Maryland	2
Choice from N.Y. Giants for Craig Morton.			
1. (B) THOMAS HENDERSON	LB	Langston	18
2. BURTON LAWLESS	G	Florida	44
3. BOB BREUNIG	LB	Arizona State	70
4. (A) PAT DONOVAN	DE	Stanford	90
Choice from Houston for Mike Montgomery.			
4. (B) RANDY HUGHES	DB	Oklahoma	96
5. (A) KYLE DAVIS	C	Oklahoma	113
Choice from Green Bay for Jack Concannon.			
5. (B) No Choice	-	Traded to Cincinnati for Clint Longley.	
6. ROLLY WOOLSEY	DB	Boise State	148
7. MICHAEL HEGMAN	LB	Tennessee State	173
8. MITCH HOOPES	P	Arizona	200

9. ED JONES	DB	Rutgers	226
10. DENNIS BOOKER	RB	Millersville State	252
11. GREG KRPALEK	C	Oregon State	278
12. CHUCK BLAND	DB	Cincinnati	304
13. HERB SCOTT	G	Virginia Union	330
14. SCOTT LAIDLAW	RB	Stanford	356
15. WILLIE HAMILTON	RB	Arizona	382
16. PETE CLARK	TE	Colorado State	407
17. JIM TESTERMAN	TE	Dayton	434

## 1976

(Drafted 27th)

Rd. Player	Pos.	College	Sel. #
1. AARON KYLE	DB	Wyoming	27
2. (A) JIM JENSEN	RB	Iowa	40
Choice from N.Y. Giants for Craig Morton.			
2. (B) JIM EIDSON	G	Mississippi St.	55
3. (A) DUKE FERGERSON	WR	San Diego St.	73
Choice from San Francisco for Bob Hayes.			
3. (B) JOHN SMITH	RB	Boise State	75
Choice from Denver for OTTO STOWE.			
3. (C) BUTCH JOHNSON	WR	UC-Riverside	87
4. TOM RAFFERTY	G	Penn State	119
5. WALLY PESUIT	T	Kentucky	151
6. GREG MCGUIRE	T	Indiana	181
7. (A) GREG SCHAUM	DT	Michigan State	186
Choice from San Diego for Ken Hutcherson.			
7. (B) DAVID WILLIAMS	RB	Colorado	208
8. HENRY LAWS	DB	South Carolina	236
9. BEASLEY REECE	DB	North Texas	264
10. LEROY COOK	DE	Alabama	290
11. CORNELIUS GREEN	QB	Ohio	317
12. CHARLES McSHANE	LB	Cal Lutheran	346
13. MARK DRISCOLL	QB	Colorado St.	374
14. LARRY MUSHINSKIE	TE	Nebraska	402
15. DALE CURRY	LB	UCLA	430
16. RICH COSTANZO	T	Nebraska	458
17. STAN WOODFILL	K	Oregon	486

## 1977

(Drafted Alternately 24th, 25th, 26th)

Rd. Player	Pos.	College	Sel. #
1. TONY DORSETT	RB	Pittsburgh	2
Choice from Seattle for Cowboys' first-round choice and three second-round choices.			
2. GLENN CARANO	QB	Nevada-Las Vegas	54
Choice from Seattle for Duke Ferguson.			
3. (A) TONY HILL	WR	Stanford	62
Choice from Philadelphia for John Niland.			
3. (B) VAL BELCHER	G	Houston	81
4. GUY BROWN	LB	Houston	108
5. ANDY FREDERICK	OL	New Mexico	137
6. JIM COOPER	T	Temple	164
7. DAVID STALLS	DT	Northern Colorado	191
8. (A) AL CLEVELAND	DL	Pacific	208
Choice from San Diego for Mitch Hoopes.			
8. (B) FRED WILLIAMS	RB	Arizona State	221
9. MARK CANTRELL	C	North Carolina	248
10. STEVE DeBERG	QB	San Jose State	275
11. DON WARDLOW	TE	Washington	305
12. GREG PETERS	OL	California	332

## 1978

(Drafted 28th)

Rd. Player	Pos.	College	Sel. #
1. LARRY BETHEA	DL	Michigan State	28
2. TODD CHRISTENSEN	RB-TE	Brigham Young	56
3. DAVID HUDGENS	OL	Oklahoma	84
4. ALOIS BLACKWELL	RB	Houston	112
5. RICH ROSEN	G	Syracuse	140
6. HAROLD RANDOLPH	LB	East Carolina	168
7. TOM RANDALL	DT	Iowa State	196
8. HOMER BUTLER	WR	UCLA	224
9. RUSS WILLIAMS	DB	Tennessee	252
10. BARRY TOMASETTI	OL	Iowa	280
11. DENNIS THURMAN	S	Southern Cal	308
12. LEE WASHBURN	OL	Montana State	336





1979

(Drafted 27th)

Rd.	Player	Pos.	College	Sel. #
1.	ROBERT SHAW	C.	Tennessee	27
2.	AARON MITCHELL	CB	Nevada-Las Vegas	55
3.	DOUG COSBIE	TE	Santa Clara	76
Swapped choices with Seattle in Bill Gregory trade.				
4.	RALPH DeLOACH	DE	California	109
5.	(A) BOB HUKILL	OL	North Carolina	121
Choice for Chicago for Golden Richards.				
5.	(B) CURTIS ANDERSON	DE	Central State	128
Choice from Seattle for Eiren Herrera.				
5.	(C) RON SPRINGS	RB	Ohio State	136
6.	(A) TIM LAVENDER	CB	Southern Cal	155
Choice from Seattle for Bill Gregory.				
6.	(B) MIKE SALZANO	OL	North Carolina	160
Choice from Denver for Jim Jensen.				
6.	(C) CHRIS De FRANCE	WR	Arizona State	164
7.	GREG FITZPATRICK	LB	Youngstown	191
8.	BRUCE THORNTON	DT	Illinois	219
9.	GARRY COBB	LB	Southern Cal	247
10.	MIKE CALHOUN	DT	Notre Dame	274
11.	No Choice	-	Traded to Detroit for Skip Butler.	
12.	QUENTIN LOWRY	LB	Youngstown	329

1980

(Drafted Alternately 23rd, 24th, 25th)

1.	No Choice	-	Traded along with second-round choice to Baltimore for John Dutton.	
2.	No Choice	-	Traded along with first-round choice to Baltimore for John Dutton.	
3.	(A) BILL ROE	LB	Colorado	78
Choice for Chicago for Golden Richards.				
3.	(B) JAMES JONES	RB	Mississippi State	81
4.	KURT PETERSEN	DL	Missouri	107
5.	GARY HOGEBOOM	QB	Central Michigan	135
6.	TIMMY NEWSOME	RB	Winston-Salem State	165
7.	LESTER BROWN	RB	Clemson	192
8.	LARRY SAVAGE	LB	Michigan State	219
9.	JACKIE FLOWERS	WR	Florida State	249
10.	MATTHEW TEAGUE	DE	Prairie View A&M	276
11.	GARY PADJEN	LB	Arizona State	303
12.	NORM WELLS	DT	Northwestern	333

1981

(Drafted Alternately 25th and 26th)

Rd.	Player	Pos.	College	Sel. #
1.	HOWARD RICHARDS	T	Missouri	26
2.	DOUG DONLEY	WR	Ohio State	53
3.	GLEN TITENSOR	DL	Brigham Young	82
4.	(A) SCOTT PELLUER	LB	Washington State	92
Choice from San Francisco for Thomas Henderson.				
4.	(B) DERRIE NELSON	LB	Nebraska	109
5.	DANNY SPRADLIN	LB	Tennessee	138
6.	VINCE SKILLINGS	DB	Ohio State	165
7.	(A) RON FELLOWS	DB	Missouri	175
Choice from Tampa Bay for Dave Stalls.				
7.	(B) KEN MILLER	DB	East Michigan	194
8.	PAUL PIJROWSKI	LB	Florida State	221
9.	MIKE WILSON	WR	Washington State	250
10.	PAT GRAHAM	DT	California	277
11.	TIM MORRISON	G	Georgia	303
12.	NATE LUNDY	WR	Indiana	330

1982

(Drafted 26th)

Rd.	Player	Pos.	College	Sel. #
1.	ROD HILL	CB	Kentucky State	26
2.	JEFF ROHRER	LB	Yale	54
3.	JIM ELIOPULOS	LB	Wyoming	82
4.	(A) BRIAN CARPENTER	CB	Michigan	102
Choice from Tampa Bay for Dave Stalls.				
4.	(B) MONTY HUNTER	S	Salem College	110
5.	PHIL POZDERAC	T	Notre Dame	138
6.	(A) KEN HAMMOND	G	Vanderbilt	144
Choice from Cleveland for Bruce Huther.				
6.	(B) CHARLES DAUM	DL	Cal Poly-SLO	166
7.	BILL PURIFOY	DL	Tulsa	194
8.	(A) GEORGE PEOPLES	RB	Auburn	217
Choice from Denver through Buffalo for Wade Manning.				
8.	(B) DWIGHT SULLIVAN	RB	N. Carolina State	222

9.	JOE GARY	DL	UCLA	250
10.	TODD ECKERSON	T	North Carolina State	278
11.	(A) GEORGE THOMPSON	WR	Albany State	297
Choice from Tampa Bay for Aaron Mitchell.				
11.	(B) MICHAEL WHITING	RB	Florida State	306
12.	RICH BURTNESSE	G	Montana	334

1983

(Drafted Alternately 23rd, 24th, 21st, 22nd)

Rd.	Player	Pos.	College	Sel. #
1.	JIM JEFFCOAT	DE	Arizona State	23
2.	MIKE WALTER	LB	Oregon	50
3.	BRYAN CALDWELL	DE	Arizona State	77
4.	CHRIS FAULKNER	TE	Florida	108
5.	CHUCK McSWAIN	RB	Clemson	135
6.	REGGIE COLLIER	QB	Southern Mississippi	162
7.	CHRIS SCHULTZ	T	Arizona	179
8.	LAWRENCE RICKS	RB	Michigan	210
9.	AL GROSS	S	Arizona	237
10.	ERIC MORAN	T	Washington	264
11.	DAN TAYLOR	T	Idaho State	291
12.	LORENZO BOUIER	RB	Maine	322

1984

(Drafted Alternately 25th and 26th)

Rd.	Player	Pos.	College	Sel. #
1.	BILLY CANNON	LB	Texas A&M	25
2.	(A) VICTOR SCOTT	DB	Colorado	40
Choice from Houston thru Minnesota for Butch Johnson.				
2.	(B) No Choice	-	Traded to Houston for Mike Renfro.	
3.	FRED CORNWELL	TE	Southern California	81
4.	STEVE DeOSSIE	LB	Boston College	110
5.	(A) STEVE PELLUER	QB	Washington	113
Choice from Tampa Bay for Danny Spradlin.				
5.	(B) NORM GRANGER	RB	Louisiana	137
6.	(A) EUGENE LOCKHART	LB	Houston	152
Choice from Chicago for Jay Saldi.				
6.	(B) JOE LEVELIS	G	Iowa	166
7.	ED MARTIN	LB	Indiana State	193
8.	MIKE REVELL	RB	Bethune-Cookman	222
9.	(A) JOHN HUNT	OL	Florida	232
Choice from Indianapolis for Raul Allegre.				
9.	(B) NEAL MAJUNE	OL	Notre Dame	249
10.	BRIAN SALONEN	TE	Montana	278
11.	DOWE AUGHTMAN	DL	Auburn	304
12.	CARL LEWIS	WR	Houston	334

U.S.F.L. SUPPLEMENTAL DRAFT

(Drafted Alternately 25th and 26th)

Rd.	Player	Pos.	College	Sel. #
1.	TODD FOWLER	FB	Stephen F. Austin	25
From Houston Gamblers.				
2.	MALCOLM MOORE	WR	Southern California	54
From Los Angeles Express.				
3.	JEFF SPEK	TE	San Diego State	81
From New Jersey Generals.				

1985

(Drafted Alternately 17th, 16th, 20th, 19th, 18th)

Rd.	Player	Pos.	College	Sel. #
1.	KEVIN BROOKS	DE	Michigan	17
2.	JESSE PENN	LB	Virginia Tech	44
3.	CRAWFORD KER	G	Florida	76
4.	ROBERT LAVETTE	RB	Georgia Tech	103
5.	(A) HERSCHEL WALKER	RB	Georgia	114
Choice from Houston for Butch Johnson.				
5.	(B) MATT DARWIN	C/G	Texas A&M	119
Choice from Cleveland thru Buffalo for Rod Hill.				
6.	(A) KURT PLOEGER	DT	Gustavus Adolphus	144
Choice from Indianapolis for Steve Wright.				
6.	(B) MATT MORAN	C/G	Stanford	157
7.	(A) KARL POWE	WR	Alabama State	178
Choice from San Diego thru Kansas City for Lawrence Ricks.				
7.	(B) JIM HERRMANN	DE	Brigham Young	184
8.	LEON GONZALEZ	WR	Bethune-Cookman	216
9.	SCOTT STRASBURGER	LB	Nebraska	243
10.	JOE JONES	TE	Virginia Tech	270
11.	NEAL DELLOCONO	LB	UCLA	297
12.	KARL JORDAN	LB	Vanderbilt	324



# ALL-TIME DRAFT

## 1986

(Drafted Alternately 21st, 20th, 19th, 18th)

Rd.	Player	Pos.	College	Sel. #
1.	(A) MIKE SHERRARD	WR	UCLA	18
Choice from San Francisco for Cowboys first and fifth-round choices.				
1.	(B) No Choice - Traded to San Francisco along with fifth-round choice for San Francisco's first-round choice.			
2.	DARRYL CLACK	RB	Arizona State	33
Traded to from Indianapolis for Gary Hogeboom.				
3.	MARK WALEN	DT	UCLA	74
4.	MAX ZENDEJAS	K	Arizona	100
5.	No Choice - Traded to San Francisco along with first-round choice for San Francisco's first-round choice.			
6.	(A) THORNTON CHANDLER	TE	Alabama	140
Choice from Buffalo for Rod Hill.				
6.	(B) STAN GELBAUGH	QB	Maryland	150
Choice from Detroit for Angelo King.				
6.	(C) LLOYD YANCEY	G	Temple	158
7.	JOHNNY HOLLOWAY	DB	Kansas	185
8.	TOPPER CLEMONS	RB	Wake Forest	212
9.	JOHN IONATA	G	Florida State	242
10.	BRYAN CHESTER	G	Texas	269
11.	GARTH JAX	LB	Florida State	296
12.	(A) CHRIS DULIBAN	LB	Texas	307
Choice from Buffalo for Rod Hill.				
12.	(B) TONY FLACK	DB	Georgia	322

## 1987

(Drafted Alternately 12th and 11th)

Rd.	Player	Pos.	College	Sel. #
1.	DANNY NOONAN	DT	Nebraska	12
2.	RON FRANCIS	CB	Baylor	39
3.	JEFF ZIMMERMAN	OL	Florida	68
4.	KELVIN MARTIN	WR	Boston College	95
5.	EVERETT GAY	WR	Texas	124
6.	JOE ONOSAI	OL	Hawaii	151
7.	KEVIN SWEENEY	QB	Fresno State	180
8.	KEVIN GOGAN	T	Washington	206
9.	ALVIN BLOUNT	RB	Maryland	235
10.	DALE JONES	LB	Tennessee	262
11.	JEFF WARD	K	Texas	291
12.	SCOTT ARMSTRONG	LB	Florida	318

## 1988

(Drafted Alternately 11th, 14th, 13th, 12th)

Rd.	Player	Pos.	College	Sel. #
1.	MICHAEL IRVIN	WR	Miami, Fla.	11
2.	KEN NORTON, JR.	LB	UCLA	41
3.	MARK HUTSON	G	Oklahoma	67
4.	DAVE WIDELL	T	Boston College	94
5.	No Choice - Traded to Seattle for Ron Essink.			
6.	SCOTT SECULES	QB	Virginia	151
7.	OWEN HOOVEN	T	Oregon State	178
8.	MARK HIGGS	RB	Kentucky	205
9.	BRIAN BEDFORD	WR	California	232
10.	BILLY OWENS	DB	Pittsburgh	263
11.	CHAD HENNINGS	DE	Air Force	290
12.	BEN HUMMEL	LB	UCLA	317

## 1989

(Drafted 1st)

Rd.	Player	Pos.	College	Sel. #
1.	TROY AIKMAN	QB	UCLA	1
2.	(A) No Choice - Traded along with sixth-round choice to L.A. Raiders for their second, third and fifth-round choices.			
2.	(B) DARYL JOHNSTON	FB	Syracuse	39
Choice from L.A. Raiders along with third and fifth-round choices for Cowboys' second and sixth-round choices.				
3.	(A) MARK STEPENOSKI	OL	Pittsburgh	57
3.	(B) RHONDY WESTON	DE	Florida	68
Choice from L.A. Raiders along with second and fifth-round choices for Cowboys' second and sixth-round choices.				

4.	TONY TOLBERT	DE	Texas-El Paso	85
5.	(A) KEITH JENNINGS	TE	Clemson	113
5.	(B) WILLIS CROCKETT	LB	Georgia Tech.	119
Choice from L.A. Raiders along with second and third-round choices for Cowboys' second and sixth-round choices.				
5.	(C) JEFF ROTH	DT	Florida	125
Choice from Denver for Tony Dorsett.				
6.	No Choice - Traded to L.A. Raiders along with second-round choice for Raiders' second, third and fifth-round choices.			
7.	KEVIN PETERSON	LB	Northwestern	168
8.	CHARVEZ FOGER	RB	Nevada-Reno	196
9.	TIM JACKSON	DB	Nebraska	224
10.	ROD CARTER	LB	Miami, Fla.	252
11.	RANDY SHANNON	LB	Miami, Fla.	280
12.	SCOTT ANKROM	WR	Texas Christian	308

## 1990

(Drafted 1st)

Rd.	Player	Pos.	College	Sel. #
1.	(A) No Choice - Used to select Steve Walsh in the 1989 supplemental draft.			
1.	(B) EMMITT SMITH	RB	Florida	17
Choice from Pittsburgh for first-round choice obtained from Minnesota and third-round choice obtained from San Francisco.				
2.	ALEXANDER WRIGHT	WR	Auburn	26
3.	(A) No Choice - Traded to Minnesota in Herschel Walker deal.			
3.	(B) JIMMIE JONES	DT	Miami	64
Choice from New England along with sixth and eighth-round choices for third-round choice obtained from Denver, fifth-round choice obtained from Miami and Cowboys' seventh-round choice.				
4.	No Choice - Traded to Denver along with Kevin Brooks for third-round choice.			
5.	(A) No Choice - Traded to Washington for Dean Hamel.			
5.	(B) STAN SMAGALA	CB	Notre Dame	123
Choice from L.A. Raiders for sixth-round choice obtained from Minnesota, eighth-round choice obtained from New England, ninth-round choice obtained from Seattle, 10th-round choice obtained from Indianapolis and 11th-round choice obtained from San Francisco.				
6.	No Choice - Traded to San Diego along with sixth-round choice obtained from New England and sixth-round choice obtained from N.Y. Giants for San Diego's third-round choice in 1991.			
7.	No Choice - Traded to New England along with third-round choice obtained from Denver and fifth-round choice obtained from Miami for New England's third, sixth and eighth-round choices.			
8.	No Choice - Traded to Detroit for Paul Palmer.			
9.	KENNETH GANT	CB	Albany State	221
10.	No Choice - Traded to Minnesota in Herschel Walker deal.			
11.	DAVE HARPER	LB	Humboldt State	277
12.	No Choice - Used to select Mike Lowman in the 1989 supplemental draft.			

## 1991

(Drafted Alternately 13th and 14th)

Rd.	Player	Pos.	College	Sel. #
1.	(A) RUSSELL MARYLAND	DT		1
Choice from New England for first-round choice obtained from Minnesota, second-round choice, Ron Francis, David Howard and Eugene Lockhart.				
1.	(B) ALVIN HARPER	WR	Tennessee	12
2.	(A) DIXON EDWARDS	LB	Michigan State	37
Choice from Detroit for first-round choice obtained from Washington.				
2.	(B) No Choice - To New England along with first-round choice obtained from Minnesota, Ron Francis, David Howard and Eugene Lockhart for New England's first-round choice.			
3.	(A) GODFREY MYLES	LB	Florida	62
Choice obtained from San Diego for 1990 draft choices.				
3.	(B) JAMES RICHARDS	G	California	64
Choice obtained from Detroit for first-round choice obtained from Washington.				
3.	(C) No Choice - Traded to Minnesota in Herschel Walker deal.			
3.	(D) ERIC WILLIAMS	T	Central St. (OH)	70
Choice obtained from New Orleans in Steve Walsh trade.				
4.	(A) CURVIN RICHARDS	RB	Pittsburgh	97
4.	(B) BILL MUSGRAVE	QB	Oregon	106
Choice obtained from Kansas City in Steve Pelluer trade.				





4. (C) <b>TONY HILL</b> .....DE.....Tenn.-Chattanooga..... 108 Choice obtained from Detroit for first-round choice obtained from Washington.
4. (D) <b>KEVIN HARRIS</b> .....DE.....Texas Southern..... 110 Choice obtained from New England for first-round pick obtained from Minnesota.
5. (A) No Choice - Traded to L.A. Raiders for John Gesek.
5. (B) <b>DARRICK BROWLOW</b> LB.....IL.....Illinois..... 132 Choice from Washington for first-round choice obtained from New England.
6. <b>MIKE SULLIVAN</b> .....OL.....Miami..... 153
7. (A) <b>LEON LETT</b> .....DE.....Emporia (KS) St..... 173 Choice from Denver for Wade Kiesel.
7. (B) No Choice - Traded to L.A. Raiders for Dale Hellestree.
8. No Choice - Traded to Phoenix for Rob Awalt.
9. <b>DAMON MAYS</b> .....WR.....Missouri..... 235
10. <b>SEAN LOVE</b> .....G.....Penn State..... 264
11. <b>TONY BOLES</b> .....RB.....Michigan..... 291
12. <b>LARRY BROWN</b> .....CB.....Tex. Christian..... 320

**1992**

(Drafted Alternately 24th, 23rd, 22nd, 21st)

Rd.	Player	Pos.	College	Sel. #
1.	(A) <b>KEVIN SMITH</b> .....CB.....Texas A&M..... 17 Choice from Atlanta along with fifth-round choice for first and fourth-round choices obtained from New England.			
1.	(B) <b>ROBERT JONES</b> .....LB.....East Carolina..... 24			
2.	(A) <b>JIMMY SMITH</b> .....WR.....Jackson State..... 36 Choice from Cleveland along with fifth-round choice for second-round choice obtained from New Orleans, eighth-round choice obtained from Denver and the Cowboys' third, sixth and twelfth-round choices.			
2.	(B) <b>DARREN WOODSONS</b> .....Arizona State..... 37 Choice from New England along with first and fourth-round choices for first and third-round choices obtained from Minnesota.			
2.	(C) No Choice - Traded to Atlanta along with eighth-round choice for Tony Casillas.			
3.	(A) <b>CLAYTON HOLMES</b> .....CB.....Carson-Newman..... 58 Choice from Washington along with second-round choice for second and third-round choices obtained from Kansas City.			
3.	(B) No Choice - Traded to Cleveland along with second-round choice obtained from New Orleans, eighth-round choice obtained from Denver and the Cowboys' sixth and twelfth-round choices for second and fifth-round choices.			
3.	(C) <b>JAMES BROWN</b> .....T.....Virginia State..... 82 Choice from Detroit along with fourth and ninth-round choices for second-round choice obtained from Washington.			
4.	(A) No Choice - Traded to L.A. Raiders for Steve Beuerlein.			
4.	(B) <b>TOM MYSLINSKI</b> .....G.....Tennessee..... 109 Choice from Detroit along with third and ninth-round choices for second-round choice obtained from Washington.			
5.	(A) <b>GREG BRIGGS</b> .....S.....Texas Southern..... 120 Choice from Atlanta along with first-round choice for first and fourth-round choices obtained from New England.			
5.	(B) <b>ROD MILSTEAD</b> .....G.....Delaware State..... 121 Choice from Cleveland along with second-round choice for second-round choice obtained from New Orleans, eighth-round choice obtained from Denver and the Cowboys' third, sixth, and twelfth-round choices.			
5.	(C) No Choice - Traded to Houston along with second-round choice in 1991 obtained from Minnesota for Alonzo Highsmith.			
6.	(A) <b>FALLON WACASEY</b> .....TE.....Tulsa..... 149 Choice from New England for Jesse Solomon.			
6.	(B) No Choice - Traded to Cleveland along with second-round choice obtained from New Orleans, eighth-round choice obtained from Denver and the Cowboys' third and twelfth-round choices for second and fifth-round choices.			
7.	No Choice - Traded to L.A. Raiders for Garry Lewis.			
8.	No Choice - Traded to Atlanta along with second-round choice for Tony Casillas.			
9.	(A) <b>NATE KIRTMAN</b> .....S.....Pomona-Pitzer..... 248			
9.	(B) <b>CHRIS HALL</b> .....S.....East Carolina..... 250 Choice from Detroit along with third and fourth-round choices for second-round choice obtained from Washington.			
10.	<b>JOHN TERRY</b> .....G.....Livingstone College..... 275			
11.	<b>TIM DANIEL</b> .....WR.....Florida A&M..... 302			
12.	(A) <b>DONALD HARRIS</b> .....S.....Texas Tech..... 317 Choice from New England for Rich Gicewicz.			
12.	(B) No Choice - Traded to Cleveland along with second-round choice obtained from New Orleans, the Cowboys' third and sixth-round choices and the eighth-round choice obtained from Denver for second and fifth-round choices.			

BOLD Indicates Made Active Roster

**1993**

(Drafted 28th)

Rd.	Player	Pos.	College	Sel. #
1.	No Choice - Traded to Green Bay along with fourth-round choice for two seconds, a fourth and an eighth-round choice.			
2.	(A) <b>KEVIN WILLIAMS</b> .....WR.....Miami, Fla..... 46 Choice from Green Bay along with second, fourth and eighth-round choices for first and fourth-round choices.			
2.	(B) <b>DARRIN SMITH</b> .....LB.....Miami, Fla..... 54 Choice from Green Bay along with second, fourth and eighth-round choices for first and fourth-round choices.			
2.	(C) No Choice - Traded to San Francisco along with third-round choice in 1994 for Charles Haley.			
3.	<b>MIKE MIDDLETON</b> .....S.....Indiana..... 84			
4.	(A) <b>DERRICK LASSIC</b> .....RB.....Alabama..... 94 Choice from Green Bay along with two second-round choices and an eighth-round choice for first and fourth-round choices.			
4.	(B) <b>RON STONE</b> .....T.....Boston College..... 96 Choice from L.A. Raiders for Alexander Wright.			
4.	(C) No Choice - Traded to Green Bay along with first-round choice for two second, a fourth and eighth round choices.			
5.	No Choice - Traded to Pittsburgh for Thomas Everett.			
6.	<b>BARRY MINTER</b> .....LB.....Tulsa..... 168			
7.	<b>BROCK MARION</b> .....S.....Nevada-Reno..... 196			
8.	(A) <b>DAVE THOMAS</b> .....CB.....Tennessee..... 203 Choice from Tampa Bay for Gary Lewis and an eighth-round choice.			
8.	(B) <b>REGGIE GIVENS</b> .....S.....Penn State..... 213 Choice from Green Bay along with two second-round choices and a fourth-round choice for first and fourth-round choices.			
8.	(C) No Choice - Traded to Tampa Bay along with Gary Lewis for an eighth-round choice.			

**1994**

(Drafted 28th)

Rd.	Player	Pos.	College	Sel. #
1.	(A) <b>SHANTE CARVER</b> .....DE.....Arizona State..... 23 Choice from San Francisco along with seventh-round choice for Cowboys' first and second-round choices.			
1.	(B) No Choice - Traded to San Francisco along with second-round choice for first and seventh-round choice.			
2.	(A) <b>LARRY ALLEN</b> .....OL.....Sonoma State..... 46 Compensatory choice			
2.	(B) No Choice - Traded to San Francisco along with first-round choice for first and seventh-round choice.			
3.	(A) No Choice - Traded to San Francisco along with second-round choice in 1993 for Charles Haley.			
3.	(B) <b>GEORGE HEGAMIN</b> .....T.....North Carolina State..... 102 Compensatory choice			
4.	(A) <b>WILLIE JACKSON</b> .....WR.....Florida..... 109 Choice from Tampa Bay in Thomas Everett trade.			
4.	(B) <b>DEWAYNE DOTSON</b> .....LB.....Mississippi..... 131			
5.	No Choice - Traded to L.A. Raiders along with seventh-round choice obtained from San Francisco for Elvis Patterson and L.A. Raiders seventh-round choice.			
6.	(A) No Choice - Traded to L.A. Rams for Jim Price.			
6.	(B) <b>DARREN STUDSTILL</b> DB.....West Virginia..... 191 Choice from L.A. Rams for fourth-round choice in 1995.			
7.	(A) <b>TODDRICK MCINTOSH</b> DL.....Florida State..... 216 Choice from L.A. Raiders along with Elvis Patterson for Cowboys' fifth-round choice and seventh-round choice obtained from San Francisco.			
7.	(B) No Choice - Traded to New England for Hugh Millen.			

**1995**

(Drafted Alternately 28th and 27th)

Rd.	Player	Pos.	College	Sel. #
1.	(A) No Choice - Traded to Tampa Bay for two second-round choices.			
2.	(A) <b>SHERMAN WILLIAMS</b> RB.....Alabama..... 46 Choice from Atlanta along with fourth-round choice for a second-round choice obtained from Tampa Bay.			
2.	(B) <b>KENDELL WATKINS</b> TE.....Mississippi State..... 59			
2.	(C) <b>SHANE HANNAH</b> .....G.....Michigan State..... 63 Choice from Tampa Bay along with second-round choice for first-round choice.			
3.	<b>CHARLIE WILLIAMS</b> .....S.....Bowling Green..... 92			
4.	(A) <b>ERIC BJORNSON</b> .....TE.....Washington..... 110 Choice from Atlanta along with second-round choice for a second round choice obtained from Tampa Bay.			

1995 (cont.)

4. (B) No Choice - Traded to St. Louis for 1994 sixth-round choice.	
4. (C) <b>ALUNDIS BRICE</b> .....CB.....Mississippi..... 129	Compensatory choice
4. (D) <b>LINC HARDEN</b> .....LB.....Oklahoma State..... 130	Compensatory choice
5. (A) No Choice - Used to select John Davis in the 1994 supplemental draft.	
5. (B) <b>EDWARD HERVEY</b> .....WR.....Southern Cal..... 166	Compensatory choice
5. (C) <b>DANA HOWARD</b> .....LB.....Illinois..... 168	Compensatory choice
6. No Choice - Traded to Chicago along with Vinson Smith and Barry Minter for Kelly Blackwell, Markus Paul and John Roper.	
7. <b>OSCAR STURGIS</b> .....DE.....North Carolina..... 236	

1996

(Drafted 30th)

Rd. Player	Pos.	College	Sel. #
1. No Choice - Traded to Washington for a second and third-round choice.			
2. (A) <b>KAVKA PITTMAN</b> .....DE.....McNeese State..... 37			Choice from Washington along with third-round choice for first-round choice.
2. (B) <b>RANDALL GODFREY</b> .....LB.....Georgia..... 49			Choice from Miami for second-round choice and fourth-round choice obtained from N.Y. Giants as compensation for signing Ron Stone.
2. (C) No Choice - Traded to Miami along with fourth-round choice obtained from N.Y. Giants as compensation for signing of Ron Stone for second-round choice.			
3. (A) <b>CLAY SHIVER</b> .....C.....Florida State..... 67			Choice from Washington along with second-round choice for first-round choice.
3. (B) No Choice - Used to select Darren Benson in the 1995 supplemental draft.			
3. (C) <b>STEFFRET WILLIAMS</b> .....WR.....N.E. Louisiana..... 94			Compensatory choice
3. (D) <b>MIKE ULUFALE</b> .....DL.....Brigham Young..... 95			Compensatory choice
4. No Choice - Traded to Atlanta along with fifth-round choice for Roger Harper.			
5. (A) <b>KENNETH McDANIEL</b> .....G.....Norfolk State..... 157			Choice from Baltimore for fourth-round choice in 1997.
5. (B) No Choice - Traded to Atlanta along with fourth-round choice for Roger Harper.			
5. (C) <b>ALAN CAMPOS</b> .....LB.....Louisville..... 167			Compensatory choice
6. (A) No Choice - Traded to Chicago for Jim Schwartz.			
6. (B) <b>WENDELL DAVIS</b> .....CB.....Oklahoma..... 207			Compensatory choice
7. <b>RYAN WOOD</b> .....FB.....Arizona State..... 243			

1997

(Drafted Alternately 25th, 24th, 23rd, 22nd)

Rd. Player	Pos.	College	Sel. #
1. (A) <b>DAVID LaFLEUR</b> .....TE.....Louisiana State..... 22			Choice from Philadelphia for first-round choice, fifth-round choice and third-round choice in 1998.
1. (B) No Choice - Traded to Philadelphia along with fifth-round choice and third-round choice in 1998 for first-round choice.			
2. No Choice - Traded to Detroit for third and fourth-round choices.			
3. (A) <b>DEXTER COAKLEY</b> .....LB.....Appalachian State..... 65			Choice from Detroit along with fourth-round choice for second-round choice.
3. (B) <b>STEVE SCIFRES</b> .....GT.....Wyoming..... 83			Compensatory choice
3. (C) <b>KENNY WHEATON</b> .....CB.....Oregon..... 94			Compensatory Choice
4. (A) <b>ANTONIO ANDERSON</b> .....DT.....Syracuse..... 101			Choice from Detroit along with third-round choice for second-round choice.
4. (B) No Choice - Traded to Baltimore for 1996 fifth-round choice.			
4. (C) <b>MACEY BROOKS</b> .....WR.....James Madison..... 127			Compensatory Choice
4. (D) <b>NICKY SUALUA</b> .....FB.....Ohio State..... 129			Compensatory Choice
5. No Choice - Traded to Philadelphia along with first-round choice and third-round choice in 1998 for first-round choice.			
6. <b>LEE VAUGHN</b> .....CB.....Wyoming..... 187			
7. <b>OMAR STOUTMIRE</b> .....S.....Fresno State..... 224			

1998

(Drafted Alternately 8th, 7th, 9th)

Rd. Player	Pos.	College	Sel. #
1. <b>GREG ELLIS</b> .....DE.....North Carolina..... 8			
2. <b>FLOZELL ADAMS</b> .....T.....Michigan State..... 38			
3. No Choice - Traded to Philadelphia along with first-round choice and fifth-round choice in 1997 for first-round choice in 1997.			
4. <b>MICHAEL MYERS</b> .....DL.....Alabama..... 100			
5. (A) <b>DARREN HAMBRIK</b> .....LB.....South Carolina..... 130			
5. (B) <b>OLIVER ROSS</b> .....OL.....Iowa State..... 138			Choice from Seattle for sixth and seventh-round choices in 1998.
6. (A) No Choice - Traded to Seattle along with seventh-round choice for fifth-round choice.			
6. (B) <b>IZELL REESE</b> .....S.....Alabama-Birmingham..... 188			Compensatory Choice
7. (A) No Choice - Traded to Seattle along with sixth-round choice for fifth-round choice.			
7. (B) <b>TARIK SMITH</b> .....RB.....California..... 223			Compensatory Choice
7. (C) <b>ANTONIO FLEMING</b> .....G.....Georgia..... 227			Compensatory Choice
7. (D) <b>ROD MONROE</b> .....TE.....Cincinnati..... 237			Compensatory Choice

1999

(Drafted Alternately 22nd, 23rd, 24th)

Rd. Player	Pos.	College	Sel. #
1. (A) <b>EBENEZER EKUBAN</b> .....DE.....North Carolina..... 20			
1. (B) No Choice - Traded to Seattle along with fifth round choice obtained from Carolina as compensation for the signing of Patrick Jeffers for first round choice.			
2. <b>SOLOMON PAGE</b> .....T.....West Virginia..... 55			
3. <b>DAT NGUYEN</b> .....LB.....Texas A&M..... 85			
4. (A) <b>WANE MCGARITY</b> .....WR.....Texas..... 118			
4. (B) <b>PEPPI ZELLNER</b> .....DE.....Fort Valley State..... 132			Compensatory Choice
5. No Choice - Traded to Denver for past considerations.			
6. <b>MARTAY JENKINS</b> .....WR.....Nebraska-Omaha..... 193			
7. (A) <b>MIKE LUCKY</b> .....TE.....Arizona..... 229			
7. (B) <b>KELVIN GARMON</b> .....OL.....Baylor..... 243			Compensatory Choice

2000

(Drafted Alternately 19th, 18th,

17th, 16th, 15th, 14th, 13th)

1. No Choice - Traded to Seattle along with first-round choice in 2001 for Joey Galloway.	
2. <b>DWAYNE GOODRICH</b> .....CB.....Tennessee..... 49	
3. No Choice - Traded to Seattle for James McKnight.	
4. <b>KAREEM LARRIMORE</b> .....CB.....West Texas A&M..... 109	
5. <b>MICHAEL WILEY</b> .....RB.....Ohio State..... 144	
6. <b>MARIO EDWARDS</b> .....CB.....Florida State..... 180	
7. <b>ORANTES GRANT</b> .....LB.....Georgia..... 219	

2001

(Drafted Alternately 7th, 6th, 8th)

Rd. Player	Pos.	College	Sel. #
1. No Choice - Traded to Seattle along with first-round choice in 2000 for Joey Galloway.			
2. (A) No Choice - Traded to Indianapolis for second-round and third-round draft choices.			
2. (B) <b>QUINCY CARTER</b> .....QB.....Georgia..... 53			Choice from New Orleans for third-round draft choice and third-round draft choice obtained from Indianapolis.
2. (C) <b>TONY DIXON</b> .....S.....Alabama..... 56			Choice from Miami along with fourth-round draft choice for second-round draft choice obtained from Indianapolis.
3. (A) No Choice - Traded to New Orleans along with third-round draft choice obtained from Indianapolis for second-round draft choice.			
3. (B) <b>WILLIE BLADE</b> .....DT.....Mississippi St..... 93			Compensatory Choice
4. (A) No Choice - Traded to Atlanta along with seventh-round choice in 2002 for O.J. Santiago.			
4. (B) <b>MARKUS STEELE</b> .....LB.....Southern California..... 122			Choice from Miami along with second-round choice for second-round choice.
5. <b>MATT LEHR</b> .....G.....Virginia Tech..... 137			
6. <b>DALERDY STEWART</b> .....DT.....Southern Mississippi..... 171			





- 7. (A) COLSTON WEATHERINGTON ...DE.....Central Missouri St. .... 207
- 7. (B) JOHN NIX .....DT.....Southern Mississippi... 240  
Compensatory Choice
- 7. (C) CHAR-RON DORSEY T .....Florida State..... 242  
Compensatory Choice

**2002**

(Drafted Alternately 6th, 5th, 7th)

Rd.	Player	Pos.	College	Sel. #
1.	(A) No Choice - Traded to Kansas City for first and third round choices in 2002 and sixth round choice in 2003			
1.	(B) ROY WILLIAMS .....S.....Oklahoma..... 8 Choice from Kansas City along with third round choice in 2002 and sixth round choice in 2003 for first round choice			
2.	(A) ANDRE GURODE .....G.....Colorado..... 37			
2.	(B) ANTONIO BRYANT .....WR.....Pittsburgh..... 63 Choice from Chicago along with fourth round choice for third, fourth and fifth round choices.			
3.	No Choice - Traded to Chicago along with fourth and fifth round choices for second and fourth round choices.			
3.	DEREK ROSS .....CB.....Ohio State..... 75 Choice from Kansas City along with first round choice in 2002 and sixth round choice in 2003 for first round choice			
4.	(A) No Choice - Traded to Chicago along with third and fifth round choices for second and fourth round choices.			
4.	(B) JAMAR MARTIN .....FB.....Ohio State..... 129 Choice from Chicago along with second round choice for third, fourth and fifth round choices.			

- 5. (A) No Choice - Traded to Chicago along with third and fourth round choices for second and fourth round choices.
- 5. (B) PETE HUNTER .....CB.....Virginia Union..... 168  
Choice from New England for seventh round choice in 2002 obtained from Miami and fifth round choice in 2003.
- 6. (A) TYSON WALTER .....T.....Ohio State..... 179
- 6. (B) DeVEREN JOHNSON .....WR.....Sacred Heart..... 208  
Compensatory Choice
- 6. (C) BOB SLOWIKOWSKI .....TE.....Virginia Tech..... 211  
Compensatory Choice
- 7. No choice - Traded to Atlanta along with fourth round choice in 2001 for O.J. Santiago.

**2003**

(Drafted alternately 5th and 6th)

Rd.	Player	Pos.	College	Sel. #
1.	TERENCE NEWMAN .....CB.....Kansas State..... (5)			
2.	AL JOHNSON .....C.....Wisconsin..... (38)			
3.	JASON WITTEN .....TE.....Tennessee..... (69)			
4.	BRADIE JAMES .....LB.....Louisiana State... (103)			
5.	No Choice - Traded to New England along with seventh-round choice in 2002 obtained from Miami for fifth-round choice in 2002			
6.	(A) B.J. TUCKER .....CB.....Wisconsin..... (178)			
6.	(B) ZURIEL SMITH .....WR.....Hampton..... (186) Choice from Kansas City along with first- and third-round choices in 2002 for first-round choice in 2002			
7.	JUSTIN BATES .....G.....Colorado..... (219)			

**Cowboys and Free Agency**

**1989**

**PLAN B**

**PLAYERS SIGNED (5):**

- C Eric Coyle (from Washington)
- DB Ray Horton (from Cincinnati)
- TE Anthony Jones (from San Diego)
- LB Eric Naposki (from New England)
- RB Kevin Scott (from San Diego)

**PLAYERS LOST (6):**

- C Bob Brotzki (by Atlanta)
- TE Doug Cosbie (by Denver)
- RB Mark Higgs (by Philadelphia)
- LB Garth Jax (by Phoenix)
- WR Mike Sherrard (by San Francisco)
- QB Kevin Sweeney (by San Francisco)

**1990**

**PLAN B**

**PLAYERS SIGNED (16):**

- FB Tommie Agee (from Kansas City)
- T Louis Cheek (from Miami)
- LB Terrence Cooks (from New England)
- DB Antonio Gibson (from New Orleans)
- WR Rod Harris (from New Orleans)

- OL Greg Johnson (from Miami)
- LB Walter Johnson (from New Orleans)
- RB Keith Jones (from Cleveland)
- WR Dennis McKinnon (from Chicago)
- TE Jay Novacek (from Phoenix)
- DE Lybrant Robinson (from Washington)
- G Tony Slaton (from L.A. Rams)
- LB Vinson Smith (from Pittsburgh)
- DE Anthony Spears (from Houston)
- S James Washington (from L.A. Rams)
- WR Mike Williams (from Detroit)

**PLAYERS LOST (4):**

- WR Cornell Burbage (by Minnesota)
- WR Bernard Ford (by Houston)
- RB Paul Palmer (by Cincinnati)
- C Bob White (by New England)

**1991**

**PLAN B**

**PLAYERS SIGNED (4):**

- DB Odie Harris (from Tampa Bay)
- TE Craig Hudson (from Green Bay)
- TE Alfredo Roberts (from Kansas City)
- OL Alan Veingard (from Green Bay)

**PLAYERS LOST (2):**

- G Crawford Ker (by Denver)
- FB Robert Perryman (by Denver)

**1992**

**PLAN B**

**PLAYERS SIGNED (4):**

- LB Bernard Clark (from Cincinnati)
- G/C Frank Cornish (from San Diego)
- K Brad Daluiso (from Buffalo)
- CB Brian Mitchell (from Atlanta)

**PLAYERS LOST (6):**

- TE Rob Awalt (by Denver)
- LB Darrick Brownlow (by Buffalo)
- LB Jack Del Rio (by Minnesota)
- CB Manny Hendrix (by San Francisco)
- S Stan Smagala (by Pittsburgh)
- K Ken Willis (by Tampa Bay)

**1993**

**PLAYERS SIGNED (0):**

**PLAYERS LOST (2):**

- QB Steve Beuerlein (by Phoenix)
- WR Kelvin Martin (by Seattle)

**1994**

**PLAYERS SIGNED (2):**

G Derek Kennard  
(from New Orleans)  
QB Rodney Peete  
(from Detroit)

**PLAYERS LOST (8):**

DT Tony Casillas  
(by Kansas City)  
G/C Frank Cornish  
(by Minnesota)  
G John Gesek  
(by Washington)  
G/T Kevin Gogan  
(by L.A. Raiders)  
DT Jimmie Jones  
(by L.A. Rams)  
QB Bernie Kosar  
(by Miami)  
K Eddie Murray  
(by Philadelphia)  
LB Ken Norton  
(by San Francisco)

**1995**

**PLAYERS SIGNED (3):**

C Ray Donaldson  
(from Seattle)  
RB David Lang  
(from St. Louis)  
CB Deion Sanders  
(from San Francisco)

**PLAYERS LOST (11):**

LB Darrick Brownlow  
(by Washington)  
G/C Frank Cornish  
(by Jacksonville)  
TE Scott Galbraith  
(by Washington)  
S Kenneth Gant  
(by Tampa Bay)  
WR Alvin Harper  
(by Tampa Bay)  
DE Jim Jeffcoat  
(by Buffalo)  
QB Rodney Peete  
(by Philadelphia)  
C Mark Stepnoski  
(by Houston)  
RB Blair Thomas  
(by Atlanta)  
LB Matt Vanderbeek  
(by Washington)  
S James Washington  
(by Washington)

**1996**

**PLAYERS SIGNED (2):**

LB Fred Strickland  
(from Green Bay)  
CB Robert Bailey  
(by Miami)

**PLAYERS LOST (5):**

CB Larry Brown  
(by Oakland)  
LB Dixon Edwards\*  
(by Minnesota)  
LB Robert Jones  
(by St. Louis)  
DT Russell Maryland  
(by Oakland)  
G/T Ron Stone\*  
(by N.Y. Giants)

**1997**

**PLAYERS SIGNED (0):**

**PLAYERS LOST (6):**

K Chris Borini\*  
(by Philadelphia)  
P John Jett  
(by Detroit)  
LB Godfrey Myles  
(by Denver)  
LB Jim Schwantz\*  
(by San Francisco)  
LB Darrin Smith  
(by Philadelphia)  
S George Teague  
(by Miami)

**1998**

**PLAYERS SIGNED (1):**

G Everett McIver  
(from Miami)

**PLAYERS LOST (3):**

G/C John Flannery  
(by St. Louis)  
G/T George Hegamin  
(by Philadelphia)  
S Brock Marion  
(by Miami)

**1999**

**PLAYERS SIGNED (2):**

WR Raghil Ismail  
(from Carolina)  
C Mark Stepnoski  
(from Tennessee)

**PLAYERS LOST (3):**

WR Patrick Jeffers\*  
(by Carolina)  
C Clay Shiver  
(by Denver)  
DT Artie Smith  
(by Kansas City)

**2000**

**PLAYERS SIGNED (4):**

LB Joe Bowden  
(from Tennessee)  
TE Jackie Harris  
(from Tennessee)  
QB Paul Justin  
(from St. Louis)  
CB Ryan McNeil  
(from Cleveland)

**PLAYERS LOST (8):**

TE Eric Bjornson  
(by New England)  
RB Robert Chancey\*  
(by San Diego)  
QB Jason Garrett  
(by N.Y. Giants)  
LB Randall Godfrey  
(by Tennessee)  
P Toby Gowin\*  
(by New Orleans)  
LB Lernanski Hall  
(by Minnesota)  
G/C Tom Myslinski  
(by Pittsburgh)  
DE Kavika Pittman  
(by Denver)

**2001**

**PLAYERS SIGNED (0):**

**PLAYERS LOST (3):**

QB Randall Cunningham  
(by Baltimore)  
DT Leon Lett  
(by Denver)  
WR James McKnight  
(by Miami)

**2002**

**PLAYERS SIGNED (4):**

DT La'Roi Glover  
(from New Orleans)  
LB Kevin Hardy  
(from Jacksonville)  
TE Jeff Robinson  
(from St. Louis)  
CB Bryant Westbrook  
(Detroit)

**PLAYERS LOST (1):**

S Izell Reese  
(by Denver)

**2003**

**PLAYERS SIGNED (6):**

FB Richie Anderson  
(from N.Y. Jets)  
TE Dan Campbell  
(from N.Y. Giants)  
P Toby Gowin  
(from New Orleans)  
CB Donald Mitchell  
(from Tennessee)  
LB Al Singleton  
(from Tampa Bay)  
T Ryan Young  
(from Houston)

**PLAYERS LOST (3):**

LB Kevin Hardy  
(by Cincinnati)  
DT Brandon Noble  
(by Washington)  
DE Peppi Zellner  
(by Washington)



2002 Season





## The 2002 Season At A Glance

**Houston 19, Dallas 10**  
 Reliant Stadium, September 8, 2002  
 Attendance: 69,604

The Dallas Cowboys opened the 2002 season by falling to the expansion Houston Texans 19-10 at Reliant Stadium in Houston. The Texans opened their inaugural season by taking the opening kickoff and driving 64 yards in three plays, capped by a 19-yard David Carr-to-Billy Miller touchdown pass a minute and 14 seconds into the game. After trading punts on the next nine possessions, the Texans' Aaron Glenn intercepted a Quincy Carter pass to setup Houston at the Cowboys 26-yard line. Four plays later, Kris Brown connected on a 42-yard field goal to increase the Texans lead to 10-0. Following two more punts by each team, Dallas got on the scoreboard when Billy Cundiff converted a 33-yard field goal attempt with 0:56 remaining in the first half. The clock ran out on Houston's next possession, leaving the Texans with a 10-3 halftime advantage. Dallas took the second half kickoff and drove 55 yards to the Houston 24-yard line before Cundiff missed a 42-yard field goal attempt wide left. The Cowboys defense forced Houston to punt on their next possession, and Dallas tied the score at 10-10 when Michael Wiley went around left end for 46 yards and a touchdown midway through the third period. The teams traded punts before Carr hooked up with Corey Bradford on a 65-yard scoring strike to give the Texans a 17-10 lead early in the final frame. Ken-Yon Rambo fumbled the ensuing kickoff and Houston recovered at the Dallas 21-yard line. Six plays later, La-Roi Glover intercepted a Carr screen pass to thwart Houston's scoring chance. The teams traded punts on the next four possessions before Quincy Carter was sacked in the end zone by Seth Payne for a safety and a 19-10 Texans advantage. After receiving the ensuing free kick, Houston ran out the clock to seal the victory. The Cowboys defense surrendered only 201 total yards to the Texans on the night and recorded six sacks, the most by a Dallas defensive unit since recording nine against Arizona on Nov. 9, 1997.

**Dallas 21, Tennessee 13**  
 Texas Stadium, September 15, 2002  
 Attendance: 62,527

The Dallas Cowboys secured their first victory of the 2002 season by defeating the Tennessee Titans 21-13 in the Cowboys home opener. The Titans opened the scoring with a one-yard Steve McNair-to-Frank Wycheck touchdown pass on the final play of the first quarter. Quincy Carter quickly drove the Cowboys 71 yards, capped by a 17-yard scoring pass to Tony McGee to tie the score. Tennessee then put together a 13-play drive, culminating in a 37-yard Joe Nedney field goal midway through the second period. Dallas punted on their next possession, and the Titans ran out the clock to take a 10-7 advantage into halftime. After swapping punts to open the second half, the momentum shifted the Cowboys' direction. On the Titans' first-and-10 play from their own 47-yard line, Darren Woodson hit McNair in mid-throw, forcing a fluttering pass that Dexter Coakley intercepted and returned 52 yards for a score and a 14-10 Dallas lead. Following another Tennessee punt, Dallas upped its advantage to 21-10 when Carter hooked up with Joey Galloway on a 38-yard scoring pass early in the fourth quarter. The teams traded punts before the Titans reduced their deficit with a 52-yard Nedney field goal midway through the final frame. The Cowboys defense rose to the occasion as the clock wound down - forcing the Titans to punt and then turn the ball over on downs in their final two possessions - enabling Dallas to run out the clock and secure the victory. Coakley's third quarter interception return was his fifth career return for a touchdown (four interceptions, one fumble), tying Dennis Thurman's club record for touchdowns by a defensive player. McGee's second quarter touchdown reception was the 300th catch of his career. Greg Ellis tied his career-high with two sacks of McNair, while Micah Knorr tied his personal-best with four punts downed inside the 20-yard line. The Cowboys committed only two penalties in the game, their fewest since recording two on Sept. 15, 1996 against Indianapolis.

	1	2	3	4	Final
Cowboys	0	3	7	0	10
Texans	7	3	0	9	19

Texans - Miller 19 pass from Carr (Brown kick)  
 Texans - FG Brown 42  
 Cowboys - FG Cundiff 33  
 Cowboys - Wiley 46 run (Cundiff kick)  
 Texans - Bradford 65 pass from Carr (Brown kick)  
 Texans - Payne sacks Carter in end zone for safety

	Cowboys	Texans
First Downs	11	13
Total Net Yards	267	210
Net Yards Rushing	155	87
Net Yards Passing	112	123
Passes	30-13	22-10
Sacked/Yards	3/19	6/22
Passes Intercepted By	1	1
Punts-Average	9-37.8	10-41.2
Fumbles-Lost	3-1	1-0
Penalties-Yards	9-117	11-80
Time of Possession	26:05	33:55

## Rushing

Cowboys - Smith, 17 for 67; Wiley, 1 for 46, 1 touchdown, Galloway, 1 for 21; Hambrick, 4 for 16; Carter, 1 for 5.  
 Texans - Allen, 19 for 56; Wells, 9 for 18; Lewis, 1 for 5; Baxter, 2 for 1; Carr, 4 for -7.

## Passing

Cowboys - Carter, 13-of-30, 131 yards, 1 interception.  
 Texans - Carr, 10-of-22, 145 yards, 2 touchdowns, 1 interception.

## Receiving

Cowboys - Galloway, 6 for 69; Bryant, 4 for 47; Smith, 2 for 12; Hambrick, 1 for 3.  
 Texans - Bradford, 4 for 99, 1 touchdown; Allen, 2 for 16; Miller, 1 for 19, 1 touchdown; Lewis, 1 for 8; Wells, 1 for 6; Gaffney, 1 for -3.

	1	2	3	4	Final
Titans	7	3	0	3	13
Cowboys	0	7	7	7	21

Titans - Wycheck 1 pass from McNair (Nedney kick)  
 Cowboys - McGee 17 pass from Carter (Cundiff kick)  
 Titans - FG Nedney 37  
 Cowboys - Coakley 52 interception return (Cundiff kick)  
 Cowboys - Galloway 38 pass from Carter (Cundiff kick)  
 Titans - FG Nedney 52

	Titans	Cowboys
First Downs	19	14
Total Net Yards	333	297
Net Yards Rushing	98	67
Net Yards Passing	235	230
Passes	43-23	24-14
Sacked/Yards	3/24	1/10
Passes Intercepted By	0	1
Punts-Average	6-48.0	8-42.0
Fumbles-Lost	1-0	0-0
Penalties-Yards	5-40	2-15
Time of Possession	35:45	24:15

## Rushing

Titans - George, 19 for 65; McNair, 4 for 23; Green, 1 for 12; O'Donnell, 2 for -2.  
 Cowboys - Smith, 18 for 59; Carter, 4 for 7; Hambrick, 2 for 3; Wiley, 2 for -2.

## Passing

Titans - McNair, 20-of-38, 226 yards, 1 touchdown, 1 interception; O'Donnell, 2-of-4, 16 yards; Henrich, 1-of-1, 17 yards.  
 Cowboys - Carter, 14-of-24, 240 yards, 2 touchdowns.

## Receiving

Titans - Mason, 7 for 118; K. Dyson, 4 for 43; Wycheck, 4 for 24, 1 touchdown; George, 3 for 21; Comelia, 2 for 19; McGareins, 1 for 15; Green, 1 for 12; Bennett, 1 for 7.  
 Cowboys - Galloway, 5 for 88, 1 touchdown; Bryant, 3 for 87; Rambo, 3 for 37; McGee, 1 for 17, 1 touchdown; Thomas, 1 for 7; Smith, 1 for 4.





## Philadelphia 44, Dallas 13

Veterans Stadium, September 22, 2002

Attendance: 65,537

The Dallas Cowboys made their final visit to Veterans Stadium, falling to the Philadelphia Eagles 44-13. The Eagles took the opening kickoff to a 51-yard David Akers field goal. Reggie Swinton, seeing his first action of the season following a hamstring injury, returned the ensuing kickoff 100 yards for a touchdown. Swinton's return – the fourth longest in club history – was the first kickoff return for a touchdown since Kevin Williams went 87 yards against Arizona on Oct. 9, 1994. Philadelphia fumbled on their next possession, but Dallas returned the favor when Antonio Bryant fumbled five plays later at the Philadelphia 45-yard line. The Cowboys forced the Eagles to punt, then upped their lead to 10-3 with a 47-yard Billy Cundiff field goal. Following an exchange of punts, Philadelphia tied the score when Donovan McNabb found James Thrash with a 35-yard touchdown midway through the second period. After Dallas punted again, the Eagles drove 80-yards, capped by a two-yard McNabb scoring jaunt. Following another Cowboys punt, Philadelphia increased its advantage to 20-10 with a 20-yard Akers field goal as the first half expired. Dallas opened the second half with a punt, and the Eagles quickly added to their lead with a 59-yard McNabb-to-Antonio Freeman scoring pass. Quincy Carter fumbled on Dallas's next possession and the Eagles recovered at the Cowboys 25-yard line. Two plays later, McNabb pitched to Bryan Westbrook, who hooked up with Todd Pinkston on a 25-yard scoring pass. Dallas then drove 68 yards to set up a 33-yard Cundiff field goal, cutting the Dallas deficit to 34-13. The Eagles responded with a two-yard McNabb-to-Pinkston touchdown pass early in the final frame. Carter again fumbled on Dallas's ensuing possession, but the Eagles returned the favor with a fumble on their next series. The teams traded punts before Carter was intercepted by Sheldon Brown, setting up the Eagles at the Dallas 14-yard line. Four plays later, Akers connected from 32-yards out to give Philadelphia their final points. With 11 carries (for 52 yards), Emmitt Smith passed Walter Payton to become the NFL's career rushing attempts leader with 3,844.

## Dallas 13, St. Louis 10

Edward Jones Dome, September 29, 2002

Attendance: 66,165

The Dallas Cowboys closed the month of September by recording their first road victory of the season with a 13-10 win at St. Louis. After receiving the opening kickoff, the Cowboys were forced to punt. The Dallas defense forced a Marshall Faulk fumble on the Rams first play from scrimmage, but Joey Galloway returned the ball to St. Louis when he fumbled on the next play. The Rams then drove to the Dallas 40-yard line where Greg Ellis intercepted a Rams screen pass. On the play, a blitzing Roy Williams hit Kurt Warner as he attempted the pass. Warner fractured the little finger on his passing hand as he hit the turf. Eight plays later, Quincy Carter found Darnay Scott with a 17-yard scoring pass. After trading punts in the second quarter, Warner's replacement, Jamie Martin, was picked off by Darren Woodson at the Dallas three-yard line to end a Rams scoring threat. St. Louis tied the score at 7-7 with 1:25 remaining in the first half when Martin hit Isaac Bruce with a 21-yard scoring pass. The teams traded punts to open the second half, then the Rams went on a 15-play, 65-yard drive that culminated in a 27-yard Jeff Wilkins field goal to give St. Louis a 10-7 lead. Carter was intercepted on the final play of the third quarter, but Dallas forced the Rams into a three-and-out to start the fourth quarter. After trading punts, the Cowboys drove 59 yards and tied the score on a 35-yard Billy Cundiff field goal with 4:23 remaining in the game. St. Louis took the ensuing kickoff and drove to the Dallas 25-yard line. On third-and-three, Greg Ellis broke through and sacked Martin for a six-yard loss. Wilkins then missed a 49-yard field goal attempt with 1:27 left. Dallas took over at its own 39-yard line, and Carter drove the team 31 yards in six plays to set up the Cowboys up at the Rams 30-yard line with 0:01 remaining. Cundiff booted a career-long 48-yard field goal as time expired to give Dallas the victory. James Whalen, who recorded his first career receptions in the game, led all Cowboys' receivers with five catches.

	1	2	3	4	Final
Cowboys	10	0	3	0	13
Eagles	3	17	14	10	44

Eagles	- FG Akers 51				
Cowboys	- Swinton 100 kickoff return (Cundiff kick)				
Cowboys	- FG Cundiff 47				
Eagles	- Thrash 35 pass from McNabb (Akers kick)				
Eagles	- McNabb 2 run (Akers kick)				
Eagles	- FG Akers 20				
Eagles	- Freeman 59 pass from McNabb (Akers kick)				
Eagles	- Pinkston 25 pass from Westbrook (Akers kick)				
Cowboys	- FG Cundiff 33				
Eagles	- Pinkston 2 pass from McNabb (Akers kick)				
Eagles	- FG Akers 32				

	Cowboys	Eagles
First Downs	18	26
Total Net Yards	304	447
Net Yards Rushing	121	153
Net Yards Passing	183	294
Passes	35-21	40-26
Sacked/Yards	3/18	3/15
Passes Intercepted By	0	1
Punts-Average	5-46.0	3-50.0
Fumbles-Lost	3-3	4-2
Penalties-Yards	7-92	3-25
Time of Possession	30:52	29:08

### Rushing

Cowboys – Smith, 11 for 52; Bryant, 1 for 24; Wiley, 4 for 20; Thomas, 3 for 20; Hambrick, 5 for 11; Carter, 3 for 6.

Eagles – McNabb, 6 for 67, 1 touchdown; Staley, 11 for 41; Thrash, 2 for 33; Akers, 1 for 10; Ketter, 1 for 3; Westbrook, 4 for 0; Levens, 1 for 1.

### Passing

Cowboys – Carter, 21-of-35, 201 yards, 1 interception.  
Eagles – McNabb, 24-of-37, 287 yards, 3 touchdowns; Detmer, 1-of-2, -3 yards; Westbrook, 1-of-1, 25 yards, 1 touchdown.

### Receiving

Cowboys – Galloway, 7 for 70; Bryant, 4 for 35; Scott, 3 for 23; Swinton, 3 for 15; Smith, 2 for 31; McGee, 2 for 27.

Eagles – Freeman, 6 for 118, 1 touchdown; Thrash, 6 for 80, 1 touchdown; Pinkston, 5 for 48, 2 touchdowns; Staley, 3 for 24; Lewis, 3 for 21; Westbrook, 1 for 13; Bartrum, 1 for 8; Levens, 1 for 3.

	1	2	3	4	Final
Cowboys	7	0	0	6	13
Rams	0	7	3	0	10

Cowboys	- D. Scott 17 pass from Carter (Cundiff kick)				
Rams	- Bruce 21 pass from Martin (Wilkins kick)				
Rams	- FG Wilkins 27				
Cowboys	- FG Cundiff 35				
Cowboys	- FG Cundiff 48				

	Cowboys	Rams
First Downs	17	19
Total Net Yards	315	366
Net Yards Rushing	122	93
Net Yards Passing	193	273
Passes	36-26	40-25
Sacked/Yards	2/11	1/6
Passes Intercepted By	2	1
Punts-Average	6-38.2	5-50.6
Fumbles-Lost	2-1	2-1
Penalties-Yards	8-60	8-65
Time of Possession	31:57	28:03

### Rushing

Cowboys – Smith, 13 for 58; Hambrick, 6 for 40; Carter, 4 for 26; Thomas, 1 for 3; Wiley, 2 for 2; Galloway, 1 for 7.

Rams – Faulk, 18 for 73; Bruce, 1 for 13; Martin, 1 for 5; Conwell, 1 for 2.

### Passing

Cowboys – Carter, 26-of-36, 204 yards, 1 touchdown, 1 interception.

Rams – Martin, 24-of-37, 262 yards, 1 touchdown, 1 interception; Warner, 1-of-2, 17 yards, 1 interception; Proehl, 0-of-1.

### Receiving

Cowboys – Whalen, 5 for 38; Galloway, 4 for 27; Bryant, 3 for 47; Wiley, 3 for 23; Thomas, 3 for 21; Hambrick, 3 for 6; D. Scott, 2 for 23, 1 touchdown; Rambo, 2 for 11; Smith, 1 for 8.

Rams – Holl, 9 for 106; Faulk, 8 for 67; Bruce, 3 for 52, 1 touchdown; Conwell, 2 for 33; Proehl, 2 for 18; Murphy, 1 for 3.

**N.Y. Giants 21, Dallas 17**

Texas Stadium, October 6, 2002

Attendance: 63,447

The Dallas Cowboys saw their four game winning streak at Texas Stadium come to an end when the N.Y. Giants handed them a 21-17 defeat. The Cowboys were held on downs on the opening possession of the game, but then forced the Giants to a three-and-out. On Dallas's next possession, Micah Knorr was tackled for a 10 yard loss on a fake field goal attempt. New York then went on a 12-play drive that culminated in a 12-yard Kerry Collins-to-Ike Hilliard scoring pass on the first play of the second period. A Derek Ross interception on the Giants next possession setup Dallas at its own 37-yard line. The Cowboys drove 36 yards before Billy Cundiff's 45-yard field goal attempt hit the right upright and bounced out. New York was forced to punt on its next possession and Dallas tied the score three plays later with a 30-yard Emmitt Smith scoring jaunt, his longest touchdown run since going 63 yards for the score at Minnesota on Nov. 8, 1999. The Giants responded with a three play drive of their own, ending with when Collins connected with Amani Toomer on a 56-yard touchdown pass to reclaim the Giants lead at 14-7. The Cowboys then drove to a 32-yard Cundiff field goal, giving the Giants a 14-10 half-time lead. Each team punted twice to open the second half before Collins fumbled at the Dallas 43-yard line and Ebenezer Ekuban recovered the ball. The Cowboys then went on a 13-play drive that was capped with a five-yard Quincy Carter-to-Antonio Bryant touchdown pass - Bryant's first career touchdown - to give Dallas a 17-14 lead. The Giants quickly answered the score when Collins hooked up with Marcellus Rivers on a 17-yard touchdown pass to reclaim New York's advantage at 21-17. Dallas failed to score on its final two possessions giving the Giants the victory. Carter finished the day with a career-high 262 passing yards, his fourth consecutive 200-plus yard passing game. Joey Galloway tied his career-high with eight receptions - for 109 yards - for the Cowboys first 100-yard receiving game of the season.

**Dallas 14, Carolina 13**

Texas Stadium, October 13, 2002

Attendance: 61,773

The Dallas Cowboys evened their record at 3-3 in dramatic fashion with a 14-13 come-from-behind victory over the Carolina Panthers at Texas Stadium. After trading punts on their first two possessions, the Cowboys went on a nine-play, 73-yard drive that ended when Julius Peppers intercepted an attempted screen pass. He returned the ball 21 yards before lateraling to Mark Fields, who ran another 30 yards to the Dallas 32-yard line. Three plays later, Rodney Peete connected with Brad Hoover on a 25-yard scoring toss to end the first quarter. On its next possession, Carolina drove to the Dallas 27-yard line before missing a 44-yard field goal. Neither team could mount a drive in the second quarter, and the Panthers took a 7-0 advantage into the half. Carolina opened the second half with an 11-play, 32-yard drive that ended with a punt. The Cowboys punted on their first possession of the second half, and Carolina drove 31 yards in nine plays to set up a 50-yard Shayne Graham field goal, extending the Panthers' lead to 10-0. Carolina was able to add to their lead with a 44-yard Graham field goal with 4:48 remaining in the final quarter. On the Cowboys ensuing drive, they were facing third-and-14 from their own 20-yard line when Carter scrambled right and found Joey Galloway behind Deon Grant for an 80-yard scoring pass - the longest completion of Carter's career - to cut Dallas's deficit to 13-7 with 3:55 remaining. The Cowboys forced Carolina into a three-and-out on their next possession, and Dallas took over at their own 33-yard line with 2:48 left. Carter quickly moved Dallas to the Carolina 29-yard line at the two-minute warning. After converting a fourth-and-sixth with a Carter-to-Darnay Scott pass to the Carolina 20-yard line, the Cowboys faced fourth-and-14 from the Carolina 24-yard line when Carter hit Antonio Bryant in the end zone with 0:56 remaining in the game to take a 14-13 lead. Carter finished the day 15-of-32 for 225 yards, two touchdowns and an interception, giving him five consecutive 200-yard passing games, the longest streak since Troy Aikman opened the 1993 season with six such games. Galloway recorded his second straight 100-yard receiving game with three catches for 104 yards.

	1	2	3	4	Final
Giants	0	14	0	7	21
Cowboys	0	10	0	7	17

Giants - Hilliard 12 pass from Collins (Bryant kick)  
 Cowboys - Smith 30 run (Cundiff kick)  
 Giants - Toomer 56 pass from Collins (Bryant kick)  
 Cowboys - FG Cundiff 32  
 Cowboys - Bryant 5 pass from Carter (Cundiff kick)  
 Giants - Rivers 17 pass from Collins (Bryant kick)

	Giants	Cowboys
First Downs	16	20
Total Net Yards	316	340
Net Yards Rushing	104	95
Net Yards Passing	212	245
Passes	27-18	42-23
Sacked/Yards	2/16	3/17
Passes Intercepted By	0	1
Punts-Average	5-43.0	5-42.4
Fumbles-Lost	4-1	0-0
Penalties-Yards	6-48	5-37
Time of Possession	28:50	31:10

**Rushing**

Giants - Barber, 17 for 94; Dayne, 5 for 13; Joyce, 1 for 1; Collins, 5 for -4.

Cowboys - Smith, 13 for 70; 1 touchdown; Carter, 5 for 18; Hambrick, 3 for 10; Thomas, 1 for 4; Bryant, 1 for 3; Knorr, 1 for -10.

**Passing**

Giants - Collins, 18-of-27, 228 yards, 3 touchdowns, 1 interception.

Cowboys - Carter, 23-of-42, 262 yards, 1 touchdown; Wiley, 0-of-0, 0 yards.

**Receiving**

Giants - Toomer, 5 for 98, 1 touchdown; Barber, 4 for 29; Hilliard, 3 for 38, 1 touchdown; Campbell, 3 for 30; Rivers, 1 for 17, 1 touchdown; Shockey, 1 for 11; Bennett, 1 for 5.

Cowboys - Galloway, 8 for 109; McGee, 4 for 27; Wiley, 2 for 31; Swinton, 2 for 22; Smith, 2 for 15; Bryant, 2 for 14; Whalen, 1 for 33; D. Scott, 1 for 10; Hambrick, 1 for 1.

	1	2	3	4	Final
Panthers	7	0	3	3	13
Cowboys	0	0	0	14	14

Panthers - Hoover 25 pass from Peete (Graham kick)  
 Panthers - FG Graham 50  
 Panthers - FG Graham 44  
 Cowboys - Galloway 80 pass from Carter (Cundiff kick)  
 Cowboys - Bryant 24 pass from Carter (Cundiff kick)

	Panthers	Cowboys
First Downs	14	17
Total Net Yards	308	311
Net Yards Rushing	110	137
Net Yards Passing	198	174
Passes	16-27	32-15
Sacked/Yards	0/0	6/51
Passes Intercepted By	1	0
Punts-Average	7-47.1	7-43.9
Fumbles-Lost	0-0	2-1
Penalties-Yards	14-106	9-71
Time of Possession	33:36	26:24

**Rushing**

Panthers - L. Smith, 25 for 81; Peete, 2 for 9; Brown, 2 for 9; Goings, 2 for 9; Hoover, 1 for 7; Weinke, 2 for -5.

Cowboys - Smith, 13 for 59; Carter, 4 for 27; Swinton, 1 for 23; Hambrick, 3 for 15; Wiley, 3 for 13.

**Passing**

Panthers - Peete, 9-of-15, 84 yards, 1 touchdown; Weinke, 7-of-12, 114 yards.

Cowboys - Carter, 15-of-32, 225 yards, 2 touchdowns, 1 interception.

**Receiving**

Panthers - Muhammad, 6 for 82; S. Smith, 4 for 31; Hankton, 2 for 38; Hoover, 1 for 25, 1 touchdown; Goings, 1 for 8; L. Smith, 1 for 7; Mangum, 1 for 7.

Cowboys - Galloway, 3 for 104, 1 touchdown; Bryant, 3 for 45, 1 touchdown; D. Scott, 3 for 26; Rambo, 2 for 21; McGee, 1 for 12; Thomas, 1 for 9; Smith, 1 for 7; Wiley, 1 for 1.





## Arizona 9, Dallas 6

Sun Devil Stadium, October 20, 2002

Attendance: 59,702

The Cowboys saw their record fall to 3-4 with a 9-6 overtime defeat to the Arizona Cardinals at Sun Devil Stadium. The Cardinals received the opening kickoff and drove 42 yards to the Dallas 23-yard line before Bill Gramatica gave Arizona an early lead with a 41-yard field goal. On the Cowboys second play from scrimmage, Quincy Carter was intercepted at the Arizona 31-yard line. The teams then traded punts before Gramatica missed a 53-yard field goal. Then the Cowboys drove from their own 43-yard line to the Cardinals 14-yard line, but Carter was intercepted to end the drive. The Cardinals drove 36 yards in the final 4:07 of the first half to add a 23-yard Gramatica field goal, sending the Cardinals into the halftime locker room with a 6-0 advantage. Midway through the third quarter, Carter hooked up with Bryant on a 78-yard scoring pass. The score remained tied after the snap was dropped on the ensuing extra point attempt. Arizona was forced to punt on its next possession, but Carter was intercepted for the third time. After trading punts, John Nix forced a Cardinals fumble that was recovered by Darren Woodson at the Dallas 41-yard line. Dallas drove to the Arizona 14-yard line before Carter was intercepted in the end zone for the second time on the day (his fourth interception of the game). The Cardinals then drove 70 yards in 16 plays, taking 8:42 off the clock before Gramatica missed a 28-yard field goal wide right. The Cowboys took over with 3:24 remaining and drove to the Arizona 31-yard line, but Billy Cundiff missed a 49-yard field goal short. Then Gramatica missed a 51-yard field goal as time expired, sending the game into overtime. Dallas won the toss but was forced to punt on its first two possessions. Arizona then drove from their own 33-yard line to the Dallas 22-yard line, where Gramatica connected on a 40-yard field goal to win the game. Bryant's touchdown reception was his third consecutive game with a touchdown catch, the first time a Dallas player has recorded scoring catches in three straight games since Jackie Harris in Weeks 2-4 of the 2000 season.

	1	2	3	4	OT	Final
Cowboys.....	0	0	6	0	0	6
Cardinals.....	3	3	0	0	3	9

Cardinals - FG Gramatica 41  
 Cardinals - FG Gramatica 23  
 Cowboys - Bryant 78 pass from Carter (kick aborted)  
 Cardinals - FG Gramatica 40

	Cowboys	Cardinals
First Downs.....	14	22
Total Net Yards.....	342	380
Net Yards Rushing.....	148	152
Net Yards Passing.....	194	228
Passes.....	22-13	46-23
Sacked/Yards.....	2/8	1/4
Passes Intercepted By.....	0	4
Punts-Average.....	7-39.1	7-41.6
Fumbles-Lost.....	1-0	1-1
Penalties-Yards.....	6-59	2-15
Time of Possession.....	30:57	40:53

### Rushing

Cowboys - Smith, 22 for 82; Hambrick, 5 for 34; Carter, 6 for 14; Galloway, 1 for 11; Wiley, 1 for 6; Thomas, 1 for 1.  
 Cardinals - T. Jones, 22 for 68; Plummer, 4 for 46; Shipp, 11 for 33; Jenkins, 1 for 5

### Passing

Cowboys - Carter, 13-of-22, 202 yards, 1 touchdown, 4 interceptions.

Cardinals - Plummer, 23-of-46, 232 yards.

### Receiving

Cowboys - Scott, 4 for 36; Bryant, 3 for 96, 1 touchdown; Galloway, 2 for 39; Hambrick, 2 for 7; McGee, 1 for 19; Whalen, 1 for 5.

Cardinals - Boston, 6 for 110; Jenkins, 5 for 38; Sanders, 4 for 27; T. Jones, 3 for 17; Bush, 2 for 22; F. Jones, 2 for 4; Shipp, 1 for 14.

## Seattle 17, Dallas 14

Texas Stadium, October 27, 2002

Attendance: 63,854

On a record setting afternoon, the Cowboys saw their record fall to 3-5 with a 17-14 defeat at the hands of the Seattle Seahawks. However, Emmitt Smith surpassed Walter Payton (16,726) and became the NFL's all-time rushing leader. Needing 93 yards to eclipse Payton, Smith came out on fire with 55 rushing yards in the first quarter. After not adding to his total in the second period, he accumulated 25 yards in the third quarter to leave him 13 yards shy of Payton entering the final frame. After picking up three yards on Dallas's first play from scrimmage in the fourth quarter, Smith burst over left tackle on second-and-seven to pick up 11 yards and become the league's all-time leading rusher. He finished the game with 16,743 career rushing yards. The game opened with the teams trading punts on their first two possessions. Derek Ross intercepted Trent Dilfer late in the first quarter, but three plays later, Smith fumbled the ball back to Seattle. On the next possession, Dilfer tore the Achilles in his right leg and left the game. After trading punts, Matt Hasselbeck led the Seahawks on a 14-play, 64-yard drive that culminated in a Shaun Alexander two-yard touchdown run just before halftime. Dallas opened the second half with a punt, and then Duane Hawthorne thwarted the Seahawks next drive when he picked off Hasselbeck. The Cowboys, however, failed on a fourth down attempt, giving the ball back to Seattle. The Seahawks were forced to punt and the Cowboys went on an 80-yard drive that was capped with a 39-yard Chad Hutchinson-to-Joey Galloway touchdown pass to tie the score. The Seahawks then marched 74 yards in 11 plays to reclaim the lead on a five-yard Alexander touchdown run. Dallas returned the favor on a drive that featured Smith's record breaking run as well as his 150th career rushing touchdown, a one-yard drive to tie the score at 14-14. Seattle's ensuing possession led to a Rian Lindell 20-yard field goal with 0:25 remaining to end the scoring. Darren Woodson entered the game needing two tackles to become the Cowboys all-time leading tackler and achieved that mark in the first quarter, surpassing Lee Roy Jordan (1,236). Hutchinson made his first career start, becoming the seventh rookie in club history to start at quarterback.

	1	2	3	4	Final
Seahawks.....	0	7	0	10	17
Cowboys.....	0	0	7	7	14

Seahawks - Alexander 2 run (Lindell kick)  
 Cowboys - Galloway 39 pass from Hutchinson (Cundiff kick)  
 Seahawks - Alexander 5 run (Lindell kick)  
 Cowboys - Smith 1 run (Cundiff kick)  
 Seahawks - FG Lindell 20

	Seahawks	Cowboys
First Downs.....	18	17
Total Net Yards.....	267	237
Net Yards Rushing.....	97	105
Net Yards Passing.....	170	132
Passes.....	31-19	24-12
Sacked/Yards.....	1/0	2/13
Passes Intercepted By.....	0	2
Punts-Average.....	5-44.6	5-38.2
Fumbles-Lost.....	0-0	2-1
Penalties-Yards.....	6-57	5-55
Time of Possession.....	32:05	27:55

### Rushing

Seahawks - Alexander, 23 for 58, 2 touchdowns; Morris, 6 for 24; Hasselbeck, 3 for 11; Strong, 2 for 4.

Cowboys - Smith, 24 for 109, 1 touchdown; Hambrick, 3 for 5; Hutchinson, 1 for -9.

### Passing

Seahawks - Hasselbeck, 12-of-19, 131 yards; 1 interception; Dilfer, 7-of-12, 46 yards, 1 interception.

Cowboys - Hutchinson, 12-of-24, 145 yards, 1 touchdown.

### Receiving

Seahawks - Alexander, 7 for 38; Ingram, 6 for 69; Jackson, 2 for 42; Robinson, 2 for 23; Strong, 2 for 5.

Cowboys - Galloway, 4 for 62, 1 touchdown; McGee, 3 for 35; Scott, 2 for 25; Bryant, 1 for 14; Rambo, 1 for 6; Smith, 1 for 3.



## 2002 SEASON

### Detroit 9, Dallas 7 Ford Field, November 3, 2002 Attendance: 61,789

The Dallas Cowboys and Detroit Lions struggled to put points on the board, but the Lions finally escape Ford Field with a 9-7 win. The Lions opened the game by punting on their first five possessions and the Cowboys did no better, punting on their first four. Midway through the second quarter, Chad Hutchinson was sacked and fumbled, giving Detroit the ball at the Dallas 32-yard line. Joey Harrington was then intercepted by Derek Ross in the end zone on the Lions second play. The teams traded punts twice more before the half ran out, leaving the score deadlocked at 0-0. On Dallas's second play of the second half, Hutchinson was again sacked and fumbled the ball to Detroit at the Cowboys 17-yard line. The Dallas defense forced the Lions back seven yards before Jason Hanson got the Lions on the scoreboard with a 42-yard field goal. Following another Cowboys punt, Hanson increased the Lions lead to 6-0 with a 44-yard field goal. Following a Cowboys punt, Ross picked off Harrington for the second time on the day, returning the theft to the Dallas 47-yard line. The Cowboys were forced to punt on that possession, but the Dallas defense forced a Lions punt to start the fourth quarter. On their first drive of the final frame, the Cowboys traveled 80 yards in 12 plays, culminated by a three-yard Troy Hambrick touchdown run to give Dallas a 7-6 advantage. The clubs traded punts again before Detroit went on a 38-yard drive to the Cowboys 25-yard line. Hanson then connected on his third field goal of the day - a 43-yarder - to give the Lions a 9-7 win. The Cowboys defense held the Lions to 148 total yards of offense, their best showing since holding the N.Y. Giants to 105 yards on Sept. 8, 1996. The 148 yards of offense by Detroit was 137.7 yards below the Lions season average. The Lions 52 rushing yards on the day were the fewest allowed by a Cowboys defense since limiting Green Bay to 40 yards on the ground on Nov. 14, 1999.

	1	2	3	4	Final
Cowboys.....	0	0	0	7	7
Lions.....	0	0	6	3	9

Lions - FG Hanson 42  
Lions - FG Hanson 44  
Cowboys - Hambrick 3 run (Cundiff kick)  
Lions - FG Hanson 43

	Cowboys	Lions
First Downs.....	17	8
Total Net Yards.....	225	148
Net Yards Rushing.....	71	52
Net Yards Passing.....	154	96
Passes.....	39-22	33-14
Sacked/Yards.....	5/54	1/8
Passes Intercepted By.....	2	0
Punts-Average.....	10-41.4	9-46.1
Fumbles-Lost.....	3-2	0-0
Penalties-Yards.....	7-70	6-50
Time of Possession.....	34:33	25:27

#### Rushing

Cowboys - Smith, 16 for 39; Wiley, 2 for 16; Hambrick, 5 for 12; 1 touchdown; Bryant, 1 for 3; Thomas, 2 for 2; Hutchinson, 1 for -1.

Lions - Stewart, 19 for 50; Schlesinger, 1 for 3; McMahon, 1 for 1; Hakim, 2 for -2.

#### Passing

Cowboys - Hutchinson, 22-of-39, 208 yards.  
Lions - Harrington, 14-of-33, 104 yards, 2 interceptions.

#### Receiving

Cowboys - Galloway, 6 for 56; McGee, 3 for 33; D. Scott, 3 for 27; Thomas, 3 for 10; Rambo, 2 for 42; Hambrick, 2 for 17; Whalen, 2 for 17; Bryants, 1 for 6.

Lions - Stewart, 4 for 41; Schroeder, 3 for 23; Hakim, 2 for 17; Schlesinger, 2 for 4; Owens, 1 for 12; Anderson, 1 for 5; Ricks, 1 for 2.

### Indianapolis 20, Dallas 3 RCA Dome, November 17, 2002 Attendance: 57,057

The Dallas Cowboys fought through another defensive battle before falling to the Indianapolis Colts 20-3 at the RCA Dome. The teams exchanged punts to start the game before Roy Williams intercepted his first career pass at the Dallas 10-yard line to thwart a Colts scoring chance. Punts were exchanged twice more to close a scoreless opening period. Early in the second quarter, Mike Vanderjagt missed a 23-yard field goal to leave the score tied. The teams exchanged punts again, before Dallas took over at the Indianapolis 35-yard line following a 28-yard punt. Five plays later, Billy Cundiff converted a 21-yard field goal to give Dallas a 3-0 lead. The Colts quickly responded by driving from their own 17-yard line to the Dallas 30, where Vanderjagt connected on a 48-yard field goal to tie the score. Dallas drove to the Indianapolis 34-yard line, where Cundiff missed a 52-yard field goal attempt as the first half expired. After Dallas punted on their first possession of the second half, Vanderjagt again missed a field goal attempt, this time from 42 yards out. The Cowboys were forced to punt on their ensuing possession, and the Colts then drove from their 10-yard line to the Cowboys 14-yard line before Vanderjagt converted a 32-yard field goal attempt. After Dallas punted for the seventh time early in the final frame, the Colts drove 80 yards in 12 plays, capped by a 31-yard Peyton Manning-to-Marvin Harrison touchdown pass with less than five minutes remaining. Two plays later, Chad Hutchinson was sacked and fumbled the ball with the Colts recovering at the Dallas eight-yard line. Four plays later, Manning found Harrison with a one-yard scoring toss and a 20-3 advantage with just over two minutes left in the game. On second-and-17 from the Dallas 13-yard line, Hutchinson was again sacked, fumbling the ball with Indianapolis recovering at the Dallas six-yard line with 1:37 remaining on the clock. The Colts then ran out the remaining time to secure the victory.

	1	2	3	4	Final
Cowboys.....	0	3	0	0	3
Colts.....	0	3	0	17	20

Cowboys - FG Cundiff 21  
Colts - FG Vanderjagt 48  
Colts - FG Vanderjagt 32  
Colts - Harrison 31 pass from Manning (Vanderjagt kick)  
Colts - Harrison 1 pass from Manning (Vanderjagt kick)

	Cowboys	Colts
First Downs.....	11	20
Total Net Yards.....	178	362
Net Yards Rushing.....	84	110
Net Yards Passing.....	94	252
Passes.....	23-11	38-29
Sacked/Yards.....	5/37	0/0
Passes Intercepted By.....	1	0
Punts-Average.....	7-38.1	3-35.7
Fumbles-Lost.....	2-2	1-0
Penalties-Yards.....	4-30	7-35
Time of Possession.....	19:57	40:03

#### Rushing

Cowboys - Hambrick, 7 for 42; Smith, 8 for 22; Bryant, 1 for 15; Hutchinson, 1 for 5; Thomas, 1 for 0.

Colts - James, 24 for 106; Manning, 5 for 4; Mungro, 5 for 0.

#### Passing

Cowboys - Hutchinson, 11-of-23, 131 yards.  
Colts - Manning, 29-of-38, 252 yards, 2 touchdowns, 1 interception.

#### Receiving

Cowboys - Galloway, 4 for 49; Bryant, 3 for 44; Whalen, 2 for 16; Wiley, 1 for 19; Hambrick, 1 for 3.

Colts - Harrison, 14 for 138, 2 touchdowns; Walters, 7 for 91; James, 4 for 6; Wayne, 2 for 9; Pollard, 1 for 8; Finn, 1 for 0.



## Dallas 21, Jacksonville 19

Texas Stadium, November 24, 2002

Attendance: 62,204

Dallas exploded against Jacksonville, recording a season-high 405 yards of offense while defeating the Jaguars 21-19. There was no scoring in the first quarter, but Chad Hutchinson was sacked in the end zone early in the second quarter, fumbling the ball. Ross Tucker recovered the loose ball but was tackled for the safety and a 2-0 Jaguars lead. Kevin Hardy sacked Mark Brunell on the ensuing possession, forcing a fumble that Brandon Noble recovered. The teams traded punts, then Hutchinson threw his first interception of the season, which was returned to Dallas's 21-yard line. Four plays later, Tim Seder missed a 41-yard field goal attempt for the Jaguars. The Cowboys moved to the Jacksonville 43, where Hutchinson hit Joey Galloway on a quick slant that he took 43-yards for a touchdown and a 7-2 Dallas lead. Jacksonville drove 65 yards in 10 plays, culminated by a 31-yard Seder field goal as the half expired. The Jaguars opened the second half with a punt that pinned Dallas at its own one-yard line. The Cowboys then put together a 13-play, 7:05, 99-yard drive that was capped by a one-yard Emmitt Smith touchdown run. Roy Williams intercepted Brunell two plays later, but Hutchinson returned the favor with an interception of his own. Jacksonville then drove for a three-yard Stacey Mack touchdown run to cut their deficit to 14-12. Dallas answered when Hutchinson found Galloway with an 11-yard scoring pass to re-establish Dallas's nine point advantage early in the final frame. Fred Taylor fumbled the ball at the goal line on Jacksonville's next possession and Mario Edwards recovered it for a touch-back. After a punt, the Jaguars drove 70-yards capped by an eight-yard Brunell-to-Kevin Lockett scoring toss with 1:54 remaining to cut their deficit to 21-19. Dallas recovered the onside kick and ran out the clock. Hutchinson finished the day with 301 passing yards, the second highest passing total by a rookie quarterback in franchise history. Galloway finished with seven catches for 144 yards, the second highest receiving yards total in his career.

## Dallas 27, Washington 20

Texas Stadium, November 28, 2002

Attendance: 63,606

Dallas recorded its 10th consecutive victory over Washington with a 27-20 Thanksgiving Day triumph. After the two teams punted on the game's first three possessions, the Redskins drove to the Dallas 31-yard line before Mario Edwards intercepted a Danny Wuerffel pass at the one-yard line. Dallas was forced to punt again, but Derek Ross recorded his fifth interception of the season when he picked off Wuerffel on Washington's next drive. The Redskins then blocked a Filip Filipovic punt, but had their ensuing 36-yard field goal blocked by Flozell Adams. Four plays later, Chad Hutchinson connected with Antonio Bryant on a 29-yard scoring pass. The Redskins responded with a 40-yard Wuerffel-to-Rod Gardner touchdown pass to tie the score. Dallas then drove from their own 25-yard line to the Washington two-yard line but had to settle for a 21-yard Billy Cundiff field goal. The Redskins drove 67 yards, capped by a 16-yard Wuerffel-to-Zeron Flemister scoring pass and a 14-10 halftime lead. Washington took the second half kickoff and drove for another touchdown, this one an 11-yard Wuerffel-to-Darius Thompson pass, but a missed extra point left the score 20-10. Dallas punted on its next possession, but pinned the Redskins at the three-yard line. Three plays later, Roy Williams intercepted Wuerffel, returning it five yards for a touchdown to cut Dallas's deficit to 20-17. Washington was forced to punt on their next drive, and the Cowboys marched to the Redskins' 19-yard line but Cundiff missed a 37-yard field goal attempt. Washington then punted twice - sandwiched around a Cowboys punt - before Hutchinson connected with Joey Galloway on a 41-yard touchdown pass to give Dallas a 24-20 lead early in the fourth. Following another Washington punt, Cundiff converted a 42-yard field goal. With 144 rushing yards on the day, Emmitt Smith became the only player in NFL history to eclipse the 17,000 career rushing yards mark (17,021) and only the third player to surpass 20,000 career yards from scrimmage (20,032). Williams intercepted a pass in his third straight game, becoming the first Dallas defender to post a theft in three straight games since James Washington in 1994 and the first rookie since Michael Downs in 1981. The Cowboys intercepted four passes on the day, the most since getting five against Miami on Nov. 25, 1999.

	1	2	3	4	Final
Jaguars	0	5	0	14	19
Cowboys	0	7	7	7	21

Jaguars - Tucker tackled in end zone by Meier for safety  
Cowboys - Galloway 43 pass from Hutchinson (Cundiff kick)  
Jaguars - FG Seder 31  
Cowboys - Smith 1 run (Cundiff kick)  
Jaguars - Mack 3 run (Seder kick)  
Cowboys - Galloway 11 pass from Hutchinson (Cundiff kick)  
Jaguars - Lockett 8 pass from Brunell (Seder kick)

	Jaguars	Cowboys
First Downs	19	21
Total Net Yards	326	405
Net Yards Rushing	132	118
Net Yards Passing	194	287
Passes	40-22	24-16
Sacked/Yards	2/8	3/14
Passes Intercepted By	2	1
Punts-Average	6-44.5	5-38.8
Fumbles-Lost	2-2	2-1
Penalties-Yards	11-79	10-75
Time of Possession	27:52	32:08

## Rushing

Jaguars - Taylor, 20 for 100; Brunell, 2 for 17; Mack, 4 for 15, 1 touchdown.

Cowboys - Smith, 20 for 73, 1 touchdown; Hambrick, 4 for 38; Bryant, 1 for 3; Wiley, 1 for 2; Hutchinson, 4 for 1; Thomas, 1 for 1.

## Passing

Jaguars - Brunell, 22-of-40, 202 yards, 1 touchdown, 1 interception.

Cowboys - Hutchinson, 16-of-24, 301 yards, 2 touchdowns, 2 interceptions.

## Receiving

Jaguars - J. Smith, 8 for 90; Brady, 5 for 40; Taylor, 3 for 29; Lockett, 3 for 29, 1 touchdown; Shaw, 3 for 14.

Cowboys - Galloway, 7 for 144, 2 touchdowns; Hambrick, 3 for 33; Rambo, 2 for 65; Lucky, 1 for 22; McGee, 1 for 13; Bryant, 1 for 12; Smith, 1 for 12.

	1	2	3	4	Final
Redskins	0	14	6	0	20
Cowboys	0	10	7	10	27

Cowboys - Bryant 29 pass from Hutchinson (Cundiff kick)  
Redskins - Gardner 40 pass from Wuerffel (Tuthill kick)  
Cowboys - FG Cundiff 21  
Redskins - Flemister 16 pass from Wuerffel (Tuthill kick)  
Redskins - Thompson 11 pass from Wuerffel (kick failed)  
Cowboys - Ro. Williams 5 interception return (Cundiff kick)  
Cowboys - Galloway 41 pass from Hutchinson (Cundiff kick)  
Cowboys - FG Cundiff 42

	Redskins	Cowboys
First Downs	16	19
Total Net Yards	315	328
Net Yards Rushing	83	211
Net Yards Passing	232	117
Passes	37-21	25-12
Sacked/Yards	1/11	4/28
Passes Intercepted By	0	4
Punts-Average	5-43.2	8-38.8
Fumbles-Lost	1-0	2-0
Penalties-Yards	6-56	6-48
Time of Possession	27:02	32:58

## Rushing

Redskins - Davis, 20 for 51, Wuerffel, 4 for 28; Watson, 1 for 4.

Cowboys - Smith, 23 for 144; Wiley, 2 for 31; Hambrick, 9 for 23; Hutchinson, 1 for 7; Galloway, 1 for 6.

## Passing

Redskins - Wuerffel, 21-of-36, 243 yards, 3 touchdowns, 3 interception; Ramsey, 0-of-1, 1 interception.

Cowboys - Hutchinson, 12-of-25, 145 yards, 2 touchdowns.

## Receiving

Redskins - Thompson, 6 for 94, 1 touchdown; Gardner, 6 for 76, 1 touchdown; Johnson, 3 for 17; Doering, 2 for 15; Watson, 2 for 14; Flemister, 1 for 16, 1 touchdown; Davis, 1 for 11.

Cowboys - Galloway, 3 for 54, 1 touchdown; Bryant, 2 for 41, 1 touchdown; Hambrick, 2 for 2; Thomas, 1 for 23; Scott, 1 for 11; McGee, 1 for 10; Wiley, 1 for 8; Smith, 1 for 4.



## San Francisco 31, Dallas 27

Texas Stadium, December 8, 2002

Attendance: 64,097

The Cowboys lost a heart-breaker to the San Francisco 49ers, falling 31-27 on a last-second 49ers touchdown. San Francisco's Jeff Chandler missed a 44-yard field goal attempt on the 49ers opening drive. Dallas drove to the San Francisco five-yard line before opening the scoring with a 23-yard Billy Cundiff field goal. Roy Williams forced a 49ers fumble on the ensuing kickoff and Dallas recovered at San Francisco's 31-yard line. Seven plays later, Cundiff connected from 37 yards out, staking Dallas to a 6-0 lead. Following a 49ers punt, Tony Parrish picked off Chad Hutchinson but the defense held and San Francisco had to punt. Mid-way through the second quarter, Jeff Garcia scrambled 21 yards for a score and a 7-6 49ers lead. Just before the half, San Francisco drove to the Dallas 37-yard line, where Chandler was short on a 55-yard field goal attempt as the first half expired. Dallas forced the 49ers to punt on the second half's first possession, but Hutchinson was intercepted again by Parrish, setting up the 49ers at the Dallas 17-yard line. Four plays later, Chandler converted a 47-yard field goal attempt. After another Dallas punt, Markus Steele broke through and blocked a Bill LaFleur punt, giving the Cowboys the ball at the 49ers 13-yard line. Emmitt Smith scored on a five-yard touchdown run two plays later to give Dallas a 13-10 advantage. San Francisco then drove 58 yards in 12 plays, culminated by a three-yard Jeff Garcia-to-Terrell Owens touchdown pass. Woodrow Dantzler fielded the ensuing kickoff at the Dallas 16 and bounced off most of the 49ers coverage team before tipping down the right sideline 84 yards for a touchdown and a 20-17 Cowboys lead. Following a 49ers punt, Dallas drove 71 yards - including a career-long, 58-yard Tony McGee catch and run - and added a touchdown on a one-yard Smith run. The 49ers quickly answered with a 23-yard Garcia-to-Tai Streets scoring pass. Cundiff then missed a 47-yard field goal attempt with 2:21 remaining. San Francisco took over and drove 63-yards in 13 plays for the winning touchdown - an eight-yard Garcia-to-Owens pass with 0:12 remaining.

	1	2	3	4	Final
49ers.....	0	7	3	21	31
Cowboys.....	6	0	7	14	27

Cowboys - FG Cundiff 23  
 Cowboys - FG Cundiff 37  
 49ers - Garcia 21 run (Chandler kick)  
 49ers - FG Chandler 47  
 Cowboys - Smith 5 run (Cundiff kick)  
 49ers - Owens 3 pass from Garcia (Chandler kick)  
 Cowboys - Dantzler 84 kickoff return (Cundiff kick)  
 Cowboys - Smith 1 run (Cundiff kick)  
 49ers - Streets 23 pass from Garcia (Chandler kick)  
 49ers - Owens 8 pass from Garcia (Chandler kick)

	49ers	Cowboys
First Downs.....	26	10
Total Net Yards.....	401	257
Net Yards Rushing.....	125	110
Net Yards Passing.....	276	147
Passes.....	55-36	28-11
Sacked/Yards.....	1/0	0/0
Passes Intercepted By.....	2	0
Punts-Average.....	7-28.3	6-40.2
Fumbles-Lost.....	1-1	0-0
Penalties-Yards.....	9-69	4-35
Time of Possession.....	35:59	24:01

## Rushing

49ers - Garcia, 8 for 50, 1 touchdown; P. Smith, 13 for 40; Hearst, 9 for 35.  
 Cowboys - Smith, 19 for 66, 2 touchdowns; Hutchinson, 1 for 18; Hambrick, 6 for 16; Wiley, 1 for 10.

## Passing

49ers - Garcia, 36-of-55, 276 yards, 3 touchdowns.  
 Cowboys - Hutchinson, 11-of-28, 147 yards, 2 interceptions.

## Receiving

49ers - Owens, 12 for 123, 2 touchdowns; Johnson, 8 for 60; Streets, 6 for 36, 1 touchdown; Beasley, 3 for 28; P. Smith, 2 for 17; Stokes, 2 for 3; Hearst, 2 for -2; Swift, 1 for 11.  
 Cowboys - McGee, 3 for 73; Hambrick, 2 for 12; Wiley, 1 for 31; Bryant, 1 for 10; Whalen, 1 for 7; Galloway, 1 for 7; Rambo, 1 for 6; Thomas, 1 for 1.

## N.Y. Giants 37, Dallas 7

Giants Stadium, December 15, 2002

Attendance: 78,698

The Cowboys struggled in their visit to the Meadowlands, falling to the Giants 37-7. After Dallas opened the game with a punt, New York drove 63 yards in 11 plays, capped by a one-yard Tiki Barber touchdown run. On Dallas's next possession, Chad Hutchinson was sacked at the Giants 44-yard line and fumbled the ball. Kenny Holmes recovered the fumble and rumbled 50 yards for a touchdown and a 14-0 Giants lead. Dallas was forced to punt on its next possession, and the Giants took advantage, driving 80 yards for their third touchdown of the quarter. Tiki Barber's 60-yard run was the key play of the drive, setting up a four-yard Ron Dayne touchdown run. The Cowboys were again forced to punt on their next possession, and New York drove to the Dallas 20-yard line before Matt Bryant connected on a 38-yard field goal attempt. Hutchinson was intercepted at the Giants three-yard line with 0:17 remaining in the half and the Giants ran out the clock to take a 24-0 lead into halftime. New York opened the second half with a 50 yard drive that ended with a 35-yard Bryant field goal. The teams again traded punts before Hutchinson's pass, intended for Galloway, was intercepted at the Giants 38-yard line. New York returned a Filip Filipovic punt 37 yards to the Dallas 16 early in the fourth quarter. Four plays later, Bryant converted a 31-yard field goal attempt for a 30-0 New York lead. Dallas was again forced to punt, and the Giants went on a 54-yard drive that culminated with a three-yard Dayne touchdown run. The Cowboys answered the score by driving 56 yards in eight plays, capped by a nine-yard Hutchinson-to-Antonio Bryant touchdown pass. Dallas recovered the ensuing onside kick and drove to the Giants 33-yard line before being held on downs. New York ran out the final eight seconds of the game to secure the victory. The win allowed the Giants to sweep the season series for the second time in three years. Woodrow Dantzler returned eight kickoffs on the day for 191 yards, tying the club record for most kickoff returns in a game.

	1	2	3	4	Final
Cowboys.....	0	0	0	7	7
Giants.....	21	3	3	10	37

Giants - Barber 1 run (Bryant kick)  
 Giants - Holmes 50 fumble return (Bryant kick)  
 Giants - Dayne 4 run (Bryant kick)  
 Giants - FG Bryant 38  
 Giants - FG Bryant 35  
 Giants - FG Bryant 31  
 Giants - Dayne 3 run (Bryant kick)  
 Cowboys - Bryant 9 pass from Hutchinson (Cundiff kick)

	Cowboys	Giants
First Downs.....	14	20
Total Net Yards.....	241	377
Net Yards Rushing.....	104	157
Net Yards Passing.....	137	220
Passes.....	40-16	31-16
Sacked/Yards.....	3/24	0/0
Passes Intercepted By.....	0	2
Punts-Average.....	9-37.8	6-32.8
Fumbles-Lost.....	1-1	2-0
Penalties-Yards.....	7-55	6-57
Time of Possession.....	28:42	31:18

## Rushing

Cowboys - Hambrick, 10 for 42; Smith, 11 for 32; Hutchinson, 3 for 20; Wiley, 2 for 18; Bryant, 1 for -8.  
 Giants - Barber, 11 for 81, 1 touchdown; Dayne, 19 for 80, 2 touchdowns; Collins, 2 for -1; Palmer, 1 for -3.

## Passing

Cowboys - Hutchinson, 16-of-40, 161 yards, 1 touchdown, 2 interceptions.  
 Giants - Collins, 13-of-27, 190 yards; Palmer, 3-of-4, 30 yards.

## Receiving

Cowboys - Wiley, 4 for 31; Bryant, 3 for 31, 1 touchdown; Swinton, 2 for 26; Galloway, 1 for 30; Rambo, 1 for 23; Scott, 1 for 12; Whalen, 1 for 4; Thomas, 1 for 4; Hambrick, 1 for 2; Smith, 1 for -2.  
 Giants - Toomer, 6 for 99; Barber, 3 for 51; Shockley, 3 for 28; Campbell, 2 for 20; Daryl Jones, 1 for 12; Stackhouse, 1 for 10.



## Philadelphia 27, Dallas 3

Texas Stadium, December 21, 2002

Attendance: 63,209

The Cowboys battled through their home finale but fell to the Philadelphia Eagles 27-3 at Texas Stadium. The teams traded punts to open the game before the Eagles jumped on the scoreboard midway through the first quarter when Duce Staley went up the middle on a five-yard touchdown run. Following two more Dallas punts, the Eagles went on a 73-yard drive that culminated in a 14-yard A.J. Feeley-to-Todd Pinkston touchdown pass. After trading punts again, Philadelphia drove from its own two-yard line to the Dallas 14-yard line before converting a 32-yard David Akers field goal as the half expired, giving the Eagles a 17-0 advantage. Chad Hutchinson was sacked and fumbled three plays into the third quarter, giving the Eagles the ball at the Dallas 42-yard line. Five plays later, Roy Williams intercepted Feeley in the end zone to thwart Philadelphia's scoring chance. Dallas was forced to punt on its next possession, but the defense held, forcing an Eagles punt which Joey Galloway returned 71 yards to the Philadelphia nine-yard line. Four plays later, the Cowboys turned the ball over on downs. Following another Eagles punt, Dallas drove from Philly's 38-yard line to the 24-yard line before Billy Cundiff got the Cowboys on the scoreboard with a 42-yard field goal. Pete Hunter intercepted Feeley on the Eagles ensuing possession, but two plays later, Shawn Barber picked off Hutchinson and returned the theft 80 yards for a touchdown and a 24-3 advantage. Woodrow Dantzler fumbled the ensuing kickoff and the Eagles recovered at the Dallas 30-yard line. Four plays later, Akers connected on a 33-yard field goal for the final points in a 27-3 Eagles win. Emmitt Smith played in his 200th career game, becoming only the third running back in NFL history to play in 200 games (Marcus Allen and Earnest Byner). Galloway's 71-yard punt return was the ninth longest in club history and the longest by Dallas since Deion Sanders went 76 yards at Indianapolis on Oct. 31, 1999.

## Washington 20, Dallas 14

FedEx Field, December 29, 2002

Attendance: 84,142

Dallas saw its 10-game winning streak over the Redskins come to an end when Washington claimed a 20-14 victory at FedEx Field in the season finale. Tony Dixon intercepted Patrick Ramsey at Dallas' 12-yard line in the first quarter to end a potential scoring drive, but Dallas was forced to punt. In the second quarter, Chad Hutchinson was sacked by Renaldo Wynn, forcing a fumble that LaVar Arrington recovered at the Cowboys 24-yard line. Four plays later, Kenny Watson scored on a five-yard jaunt to give Washington a 7-0 lead. After Dallas punted again, the Redskins had an apparent touchdown reversed by replay and Dallas took over at their own 20-yard line when it was ruled Ladell Betts fumbled out of the end zone before crossing the goal line. The teams traded punts before Kevin Mitchell intercepted Hutchinson. Five plays later, Roy Williams stepped in front of a Ramsey pass and raced 85 yards with the theft to tie the score at 7-7 just before halftime. On the first possession of the second half, Dixon sacked Ramsey and forced a fumble that Michael Myers recovered at the Cowboys 23-yard line. After Dallas was forced to punt, Dixon forced another fumble when he stripped Derrius Thompson of the ball and Williams recovered. Five plays later, Hutchinson was sacked by Bruce Smith and fumbled the ball, which was recovered by Arrington in the end zone for a touchdown and a 14-7 Washington advantage. Following another Dallas punt, the Redskins drove to the Dallas four-yard line before settling for a 22-yard field goal late in the third quarter. Antonio Bryant fumbled early in the final frame and Jessie Armstead recovered the ball at Washington's 30-yard line. The Redskins then drove to the Cowboys 20-yard line before upping their advantage to 20-7 with a 38-yard field goal. Hutchinson connected with Bryant on a 46-yard touchdown pass to bring Dallas within 20-14 with just under two minutes remaining in the game. The Redskins converted a first down on their next possession and proceeded to run out the clock to secure the victory. Bryant led all receivers with a career-high seven catches for a career-high 170 yards and a touchdown.

	1	2	3	4	Final
Eagles	7	10	0	10	27
Cowboys	0	0	0	3	3

Eagles	- Staley 5 run (Akers kick)
Eagles	- Pinkston 14 pass from Feeley (Akers kick)
Eagles	- FG Akers 32
Cowboys	- FG Cundiff 42
Eagles	- Barber 80 interception return (Akers kick)
Eagles	- FG Akers 39

	Eagles	Cowboys
First Downs	17	9
Total Net Yards	359	146
Net Yards Rushing	114	68
Net Yards Passing	245	78
Passes	33-19	24-15
Sacked/Yards	1/8	7/50
Passes Intercepted By	1	2
Punts-Average	6-33.2	8-41.6
Fumbles-Lost	0-0	6-2
Penalties-Yards	10-67	7-69
Time of Possession	31:43	28:17

## Rushing

Eagles - Staley, 19 for 56, 1 touchdown; Westbrook, 8 for 55; Levens, 2 for 2; Feeley, 2 for 2; Thrash, 1 for -1.  
Cowboys - Smith, 8 for 30; Hutchinson, 4 for 28; Wiley, 1 for 6; Hambrick, 6 for 4.

## Passing

Eagles - Feeley, 19-of-33, 253 yards, 1 touchdown, 2 interceptions.

Cowboys - Hutchinson, 15-of-24, 128 yards, 1 interception.

## Receiving

Eagles - Freeman, 4 for 82; Pinkston, 4 for 55, 1 touchdown; Lewis, 3 for 34; Staley, 3 for 27; Mitchell, 2 for 17; Thrash, 1 for 34; Levens, 1 for 5; Westbrook, 1 for -1.

Cowboys - Bryant, 3 for 34; McGee, 3 for 28; Whalen, 3 for 24; Scott, 2 for 25; Smith, 2 for 6; Hambrick, 1 for 6; Thomas, 1 for 5.

	1	2	3	4	Final
Cowboys	0	7	0	7	14
Redskins	0	7	10	3	20

Redskins	- Watson 5 run (Cortez kick)
Cowboys	- Ro. Williams 85 interception return (Cundiff kick)
Redskins	- Arrington fumble recovery in end zone (Cortez kick)
Redskins	- FG Cortez 22
Redskins	- FG Cortez 38
Cowboys	- Bryant 46 pass from Hutchinson (Cundiff kick)

	Cowboys	Redskins
First Downs	8	18
Total Net Yards	186	352
Net Yards Rushing	38	151
Net Yards Passing	148	201
Passes	23-12	31-17
Sacked/Yards	5/41	1/8
Passes Intercepted By	2	1
Punts-Average	8-43.8	4-33.0
Fumbles-Lost	4-3	3-3
Penalties-Yards	9-86	8-59
Time of Possession	24:33	35:27

## Rushing

Cowboys - Scott, 1 for 14; Smith, 18 for 13; Hambrick, 1 for 6; Hutchinson, 2 for 5.

Redskins - Betts, 17 for 98; Watson, 17 for 58, 1 touchdown; Ramsey, 3 for -5.

## Passing

Cowboys - Hutchinson, 12-of-23, 189 yards, 1 touchdown, 1 interception.

Redskins - Ramsey, 17-of-31, 209 yards, 2 interceptions.

## Receiving

Cowboys - Bryant, 7 for 170, 1 touchdown; Hambrick, 2 for 7; Whalen, 1 for 8; McKie, 1 for 7; Smith, 1 for -3.

Redskins - McCants, 6 for 60; Gardner, 5 for 59; Thompson, 4 for 78; Rasby, 1 for 7; Watson, 1 for 5.



## 2002 Regular Season Statistics

RECORD: 5-11  
FOURTH PLACE, NFC EAST  
HEAD COACH: Dave Campo

Date	W/L	Score	Opponent	Att.
9/8	L	10-19	@ Houston	69,604
9/15	W	21-13	TENNESSEE	62,527
9/22	L	13-44	@ Philadelphia	65,537
9/29	W	13-10	@ St. Louis	66,165
10/6	L	17-21	N.Y. GIANTS	63,447
10/13	W	14-13	CAROLINA	61,773
10/20	L	6-9	@ Arizona (OT)	59,702
10/27	L	14-17	SEATTLE	63,854
11/3	L	7-9	@ Detroit	61,789
11/10			BYE	
11/17	L	3-20	@ Indianapolis	57,057
11/24	W	21-19	JACKSONVILLE	62,204
11/28	W	27-20	WASHINGTON	63,606
12/8	L	27-31	SAN FRANCISCO	64,097
12/15	L	7-37	@ N.Y. Giants	78,698
12/21	L	3-27	PHILADELPHIA	63,209
12/29	L	14-20	@ Washington	84,142

TEAM STATISTICS	DALLAS	OPP
FIRST DOWNS	237	291
Rushing	87	90
Passing	129	178
Penalty	21	23
Third Down-Made/Att.	50/208	92/246
Third Down Efficiency	24.0%	37.4%
Fourth Down-Made/Att.	4/12	9/11
TOTAL NET YARDS	4,375	5,267
Avg. Per Game	273.4	329.2
Total Plays	948	1,079
Avg. Per Play	4.6	4.9
NET YARDS RUSHING	1,754	1,818
Avg. Per Game	109.6	113.6
Total Rushes	423	481
Avg. Per Rush	4.1	3.8
NET YARDS PASSING	2,621	3,449
Avg. Per Game	163.8	215.6
Sacked/Yards Lost	54/399	24/137
Gross Yards	3,020	3,586
Attempts/Completions	471/252	574/334
Pct. of Completions	53.5	58.2
Had Intercepted	16	19
PUNTS/AVERAGE	113/40.4	94/41.4
Net Punting Average	33.0	36.0
INT RET./AVG.	39/8.3	58/11.0
KICKOFF RET./AVG.	68/22.4	48/22.8
INT./AVG. RET.	19/11.9	16/15.8
PENALTIES/YARDS	105/974	119/919
FUMBLES/BALL LOST	33/18	23/11
TOUCHDOWNS	26	35
Rushing	7	10
Passing	14	22
Returns	5	3
EXTRA POINTS/ATTEMPTS	25/26	34/35
TWO POINT CONV./ATTS.	0/0	0/0
FIELD GOALS/ATTEMPTS	12/19	27/38
AVG. TIME OF POSS.	28:04	31:56

SCORE BY QUARTERS	1	2	3	4	OT	T
COWBOYS	23	47	51	96	0	217
Opp. Totals	55	103	48	120	3	329

RUSHING	ATT	YDS	AVG	LG	TD
Smith	254	975	3.8	30t	5
Hambrick	79	317	4.0	18	1
Wiley	22	168	7.6	46t	1
Carter	27	91	3.4	16	0
Hutchinson	18	74	4.1	18	0
Bryant	6	40	6.7	24	0
Galloway	4	31	7.8	21	0
Thomas	10	31	3.1	14	0
Swinton	1	23	23.0	23	0
D. Scott	1	14	14.0	14	0
Knorr	1	-10	-10.0	-10	0

COWBOYS	423	1,754	4.1	46t	7
Opponents	481	1,818	3.8	60	10

RECEIVING	ATT	YDS	AVG	LG	TD
Galloway	61	908	14.9	80t	6
Bryant	44	733	16.7	78t	6
McGee	23	294	12.8	58	1
D. Scott	22	218	9.9	17t	1
Hambrick	21	99	4.7	14	0
Whalen	17	152	8.9	33	0
Smith	16	89	5.6	17	0
Rambo	14	211	15.1	47	0
Wiley	13	144	11.1	31	0
Thomas	12	80	6.7	23	0
Swinton	7	63	9.0	16	0
Lucky	1	22	22.0	22	0
McKie	1	7	7.0	7	0

COWBOYS	252	3,020	12.0	80t	14
Opponents	334	3,586	10.7	65t	22

INTERCEPTIONS	NO	YDS	AVG	LG	TD
Ro. Williams	5	90	18.0	85t	2
Ross	5	17	3.4	12	0
Edwards	2	29	14.5	29	0
Coakley	1	52	52.0	52t	1
Hunter	1	16	16.0	16	0
Hawthorne	1	15	15.0	15	0
Glover	1	7	7.0	7	0
Woodson	1	1	1.0	1	0
Ellis	1	0	0.0	0	0
Dixon	1	0	0.0	0	0

COWBOYS	19	227	11.9	85t	3
Opp. Totals	16	252	15.8	80t	1

## USUAL STARTERS

WR Antonio Bryant	LE Greg Ellis
LT Rozell Adams	NT Brandon Noble
LG Larry Allen (3)	DT La'Roi Glover
Ross Tucker (7)	RE Ebenezer Ekuban
C Andre Gurode (6)	WLB Dexter Coakley
Tyson Walter (8)	MLB Dat Nguyen (8)
RG Kelvin Garmon (3)	Keith Adams (5)
Solomon Page (5)	SLB Kevin Hardy
Andre Gurode (8)	RCB Mario Edwards
RT Solomon Page (10)	LCB D. Hawthorne (4)
Javier Collins (4)	Derek Ross (9)
TE Tony McGee	SS Darren Woodson (10)
WR Joey Galloway	Tony Dixon (6)
QB Quincy Carter (7)	FS Roy Williams
Chad Hutchinson (9)	
RB Emmitt Smith	
FB Robert Thomas	

PUNTING	NO	YDS	AVG	TB	IN20	LG	BL	NET
Filipovic	65	2,640	40.6	6	14	60	1	31.5
Knorr	47	1,928	41.0	4	11	56	0	35.1

COWBOYS	112	4,568	40.4	10	25	60	1	33.0
Opponents	93	3,893	41.4	9	39	64	1	36.0

PUNT RETURNS	NO	FC	YDS	AVG	LG	TD
Swinton	19	9	141	7.4	26	0
Galloway	15	8	181	12.1	71	0
Rambo	5	2	3	0.6	4	0

COWBOYS	39	19	325	8.3	71	0
Opponents	58	20	637	11.0	52	0

KICKOFF RETURNS	NO	YDS	AVG	LG	TD
Swinton	28	697	24.9	100t	1
Dantzler	27	602	22.3	84t	1
Rambo	7	127	18.1	24	0
Wiley	4	62	15.5	27	0
Noble	2	33	16.5	17	0

COWBOYS	68	1,521	22.4	100t	2
Opp. Totals	48	1,095	22.8	47	0

FIELD GOALS	11-19	20-29	30-39	40-49	50+
Cundiff	0-0	3-3	5-7	4-8	0-1

COWBOYS	0-0	3-3	5-7	4-8	0-1
Opponents	0-0	5-7	10-11	9-14	3-6

Cundiff: (33,42M);(47,33);(35,48);(45M,32);(49M);(21,52M);(33M);(21,37M,42);(23,37,47M);(42);(42);(44M,50,44);(41,53M,23,28M,51M,40);(20);(42,44,43);(23M,48,42M,32);(41M,31);(36B);(44M,55M,47);(38,35,31);(32,39);(22,38)

SCORING	TDR	TD	TDR	2Pt	FG	PAT	S	TP
Cundiff	0	0	0	0	12/19	25/25	0	61
Bryant	0	6	0	0	0/0	0/0	0	36
Galloway	0	6	0	0	0/0	0/0	0	36
Smith	5	0	0	0	0/0	0/0	0	30
Ro. Williams	0	2c	0	0	0/0	0/0	0	12
Coakley	0	1a	0	0	0/0	0/0	0	6
Dantzler	0	1d	0	0	0/0	0/0	0	6
Hambrick	1	0	0	0	0/0	0/0	0	6
McGee	0	1	0	0	0/0	0/0	0	6
D. Scott	0	1	0	0	0/0	0/0	0	6
Swinton	0	1b	0	0	0/0	0/0	0	6
Wiley	1	0	0	0	0/0	0/0	0	6

COWBOYS	7	14	5	0	12/19	25/25	0	217
Opponents	10	22	3*	0	27/38	34/35	2/329	

2-Pt. Conversions: Cowboys 0-1, Opponents 0-0  
a- 52-yard interception return vs. Tennessee (9/15)  
b- 100-yard kickoff return @ Philadelphia (9/22)  
c- 5-yard interception return vs. Washington (11/28)  
85-yard interception return @ Washington (12/29)  
d- 84-yard kickoff return vs. San Francisco (12/8/02)

\* 50-yard Kenny Holmes fumble recovery @ N.Y. Giants (12/15)  
80-yard Shawn Barber interception return vs. Philadelphia (12/21)  
Lavar Arrington fumble recovery in endzone @ Washington (12/29)  
# Seth Payne sacked Quincy Carter in end zone @ Houston (9/8)  
Rob Meier tackles Ross Tucker in end zone vs. Jacksonville (11/24)

PASSING	ATT	COMP	YDS	PCT	AVG	ATT	TD	PCT	INT	PCT	INT	LG	SKS	YDS/RATING
Hutchinson	250	127	1,555	50.8	6.22	7	2.8	8	3.2	58	34	265	66.3	
Carter	221	125	1,465	56.6	6.63	7	3.2	8	3.6	80t	19	130	72.3	
Wiley	0	0	0	0.0	0.00	0	0.0	0	0.0	0	0	1/4		

COWBOYS	471	252	3,020	53.5	6.41	14	3.0	16	3.4	80t	54	399	69.1
Opp. Totals	574	334	3,586	58.2	6.25	22	3.8	19	3.3	65t	24	137	75.6





## 2002 Defensive Statistics

	Tackles		Sacks	Tkl/ Loss	QB Pres.	Pass Int	Fumbles Def.	For.-Rec.
	Solo	Asst.—Total						
1. Coakley, Dexter	99-74	- 173	1.0 (-6)	1(-1)	5	1	8	1-1
2. Williams, Roy	88-39	- 127	2.0 (-9)	7(-13)	8	5	9	3-2
3. Hardy, Kevin	73-41	- 114	2.0 (-13)	8(-17)	18		10	3-0
4. Ellis, Greg	48-39	- 87	7.5 (-35)	2(-5)	30	1	5	1-0
5. Nguyen, Dat	44-37	- 81	1.0 (-2)	4(-7)	2		2	
6. Glover, La'Roi	40-36	- 76	6.5 (-50)	5(-9)	26	1	3	2-0
7. Woodson, Darren	42-31	- 73		4(-10)	6	1	2	1-1
8. Edwards, Mario	65-7	- 72		2(-5)		2	8	0-1
9. Ross, Derek	53-14	- 67		1(-1)		5	12	
10. Noble, Brandon	30-27	- 57		4(-7)	11		1	0-1
11. Dixon, Tony	26-23	- 49	2.0 (-16)		4	1	2	2-0
12. Zellner, Peppi	24-21	- 45		5(-8)	8		2	
13. Myers, Michael	25-19	- 44	1.0 (-6)	7(-15)	8		3	1-1
14. Ekuban, Ebenezer	25-18	- 43	1.0 (-0)	2(-7)	20			1-2
15. Hunter, Pete	21-6	- 27		4(-5)	1	1	3	
16. Adams, Keith	16-11	- 27		2(-2)	1			
17. Hawthorne, Duane	22-3	- 25				1	4	
18. Nix, John	12-9	- 21			9			1-0
19. Steele, Markus	13-5	- 18		1(-1)				
20. Scott, Lynn	7-8	- 15			1		2	
21. Goodrich, Dwayne	7-2	- 9		1(-3)			2	
22. Evans, Demetric	4-3	- 7			2			
23. Davis, Keith	2-3	- 5			2		1	
24. Mackey, Louis	2-1	- 3						
Westbrook, Bryant	2-1	- 3		1(-9)			1	
26. Weatherington, C.	1-0	- 1			1			

## 2002 Special Teams Statistics

	Tackles			Fumbles For.-Rec.	Block Kick
	Solo	Asst.	Total		
1. Mackey, Louis	10	- 8	- 18		
2. Hambrick, Troy	12	- 5	- 17		
3. Dixon, Tony	10	- 6	- 16		
4. Whalen, James	10	- 5	- 15	1-0	
5. Steele, Markus	11	- 3	- 14		1
6. Williams, Randal	9	- 2	- 11		
7. Wiley, Michael	4	- 5	- 9		
8. Scott, Lynn	4	- 4	- 8		
9. Davis, Keith	3	- 5	- 8		
10. Ross, Derek	4	- 3	- 7		
Williams, Roy	4	- 3	- 7	1-1	
12. Hunter, Pete	4	- 2	- 6		
13. Grau, Jeff	3	- 3	- 6		
14. Coakley, Dexter	2	- 4	- 6		
15. Swinton, Reggie	3	- 2	- 5		
16. Thomas, Robert	2	- 2	- 4		
17. Adams, Keith	1	- 3	- 4		
Zellner, Peppi	1	- 3	- 4		
19. Knorr, Micah	3	- 0	- 3		
20. Filipovic, Filip	2	- 0	- 2		
Woodson, Darren	2	- 0	- 2		
22. Hawthorne, Duane	1	- 1	- 2		
23. Goodrich, Dwayne	0	- 2	- 2		
McKie, Jason	0	- 2	- 2		
25. Cundiff, Billy	1	- 0	- 1		
26. Evans, Demetric	0	- 1	- 1		
27. Adams, Flozell					1



## 2002 Game-by-Game

## COWBOYS OFFENSE

	FIRST DOWNS				TOTAL OFF.		RUSHING		PASSING				INT BY DAL.			PUNTS NO-AVG	PUNT RETURNS				KO RETURNS			PEN. NO-YDS	FUM. NO/LT	SCORING					T.O.P.			
	T	R	Pa	Pe	YDS	PLYS	YDS	ATT	YDS	SK/YD	ATT	COM	I	NO	YDS		TD	NO	YDS	FC	TD	NO	YDS			TD	NO-YDS	NO/LT	TD	TDr		TDp	TDrI	PAT
@ Houston	11	5	5	1	267	57	155	24	131	3/19	30	13	1	1	7	0	9-37.8	7	10	2	0	4	63	0	9-117	1/1	1	1	0	0	1/1	0/0	1/2	26:05
TENNESSEE	14	3	10	1	297	51	67	26	240	1/10	24	14	0	1	52	1	8-42.0	2	18	2	0	3	64	0	2-15	0/0	3	0	2	1	3/3	0/0	0/0	24:15
@ Philadelphia	18	6	11	1	304	65	121	27	201	3/18	35	21	1	0	0	0	5-46.0	1	2	0	0	7	240	1	7-92	3/3	1	0	0	1	1/1	0/0	2/2	30:52
@ St. Louis	17	7	9	1	315	65	122	27	204	2/11	36	26	1	2	1	0	6-38.2	2	41	0	0	2	49	0	8-60	2/1	1	0	1	0	1/1	0/0	2/2	31:57
N.Y. GIANTS	20	4	14	2	340	69	95	24	262	3/17	42	23	0	1	0	0	5-42.4	2	16	2	0	3	83	0	5-37	0/0	2	1	1	0	2/2	0/0	1/2	31:10
CAROLINA	17	6	9	2	311	62	137	24	225	6/51	32	15	1	0	0	0	7-43.9	5	20	0	0	3	52	0	9-71	2/1	2	0	2	0	2/2	0/0	0/0	26:24
@ Arizona	14	6	8	0	342	60	148	36	202	2/8	22	13	4	0	0	0	7-39.1	1	0	1	0	3	69	0	6-59	1/0	1	0	1	0	0/0	0/1	0/1	30:57
SEATTLE	17	9	5	3	237	54	105	28	145	2/13	24	12	0	2	22	0	5-38.2	0	0	1	0	4	90	0	5-55	2/1	2	1	1	0	2/2	0/0	0/0	27:55
@ Detroit	17	4	12	1	221	71	71	27	208	5/58	39	22	0	2	12	0	10-41.4	5	50	1	0	3	56	0	7-70	3/2	1	1	0	0	1/1	0/0	0/0	34:33
@ Indianapolis	11	4	7	0	178	46	84	18	131	5/37	23	11	0	1	0	0	7-38.1	1	1	1	0	5	92	0	4-30	2/2	0	0	0	0	0/0	0/0	1/2	19:57
JACKS'VILLE	21	7	12	2	405	58	118	31	301	3/14	24	16	2	1	0	0	5-38.8	2	11	2	0	2	36	0	10-75	3/1	3	1	2	0	3/3	0/0	0/1	32:08
WASHINGTON	19	11	5	3	328	65	211	36	145	4/28	25	12	0	4	32	0	8-38.8	2	30	0	0	4	78	0	6-48	2/0	3	0	2	1	3/3	0/0	2/3	32:58
SAN FRAN.	10	6	4	0	257	55	110	27	147	0/0	28	11	2	0	0	0	6-40.2	2	19	3	0	6	185	1	4-35	0/0	3	2	0	1	3/3	0/0	2/3	24:01
@ N.Y. Giants	14	4	9	1	241	70	104	27	161	3/24	40	16	2	0	0	0	9-37.8	2	8	2	0	8	191	0	7-55	1/1	1	0	1	0	1/1	0/0	0/0	28:42
PHILADELPHIA	9	3	4	2	146	50	68	19	128	7/50	24	15	1	2	16	0	8-41.6	1	71	2	0	6	105	0	7-69	6/2	0	0	0	0	0/0	0/0	1/1	28:17
@ Washington	8	2	5	1	186	50	38	22	189	5/41	23	12	1	2	85	1	8-43.8	1	19	0	0	5	68	0	9-86	4/3	2	0	1	1	2/2	0/0	0/0	24:33
Totals	237	87	129	21	4,375	948	1,754	423	3,020	54/399	471	252	16	19	227	2	12-40.4	36	316	19	0	68	1,521	2	05-974	33/18	26	7	14	5	25/25	0/1	12/19	28:04

3rd DOWN	9/8	@ Houston	.....	2-13	15.4%	10/6	N.Y. GIANTS	.....	8-17	47.1%	11/3	@ Detroit	.....	5-16	31.3%	12/8	SAN FRANCISCO	.....	5-15	33.3%
EFFICIENCY	9/15	TENNESSEE	.....	4-12	33.3%	10/13	CAROLINA	.....	3-13	23.1%	11/17	@ Indianapolis	.....	1-10	10.0%	12/15	@ N.Y. Giants	.....	2-15	13.3%
	9/22	@ Philadelphia	.....	4-13	30.8%	10/20	@ Arizona	.....	2-12	16.7%	11/24	JACKSONVILLE	.....	2-9	22.2%	12/21	PHILADELPHIA	.....	0-12	0.0%
	9/29	@ St. Louis	.....	5-15	33.3%	10/27	SEATTLE	.....	3-9	33.3%	11/28	WASHINGTON	.....	3-14	21.4%	12/28	@ Washington	.....	1-13	7.7%



# 2002 Game-by-Game

## COWBOYS DEFENSE

	FIRST DOWNS				TOTAL OFF.		RUSHING		PASSING			INT BY DAL.			PUNTS	PUNT RETURNS				KO RETURNS			PEN.		FUM.			SCORING					T.O.P.	
	T	R	Pa	Pe	YDS	PLYS	YDS	ATT	YDS	SK/YD	ATT	COM	I	NO	YDS	TD	NO	YDS	FC	TD	NO	YDS	TD	NO	YDS	NO/LT	TD	TDr	TdP	TDrT	PAT	2-PT		FG
@ Houston	13	3	5	5	210	63	87	35	155	6/22	22	10	1	1	0	0	10-41.2	4	21	4	0	4	85	0	11-80	1/0	2	0	2	0	2/2	0/0	2/2	33:55
TENNESSEE	19	5	14	0	333	72	98	26	249	3/21	43	23	1	0	0	0	6-48.0	3	16	0	0	3	65	0	6-55	1/0	1	0	1	0	1/1	0/0	2/2	35:45
@ Philadelphia	26	8	14	4	447	69	153	26	309	3/18	40	26	0	1	29	0	3-50.0	4	43	0	0	3	99	0	3-25	4/2	5	1	4	0	5/5	0/0	3/3	29:08
@ St. Louis	19	2	15	2	366	62	93	21	279	1/6	40	25	2	1	0	0	5-50.6	3	1	1	0	3	69	0	8-65	2/1	1	0	1	0	1/1	0/0	0/1	28:03
N.Y. GIANTS	16	6	9	1	316	57	104	28	228	2/16	27	18	1	0	0	0	5-43.0	2	23	1	0	3	67	0	6-48	4/1	3	0	3	0	3/3	0/0	0/0	28:50
CAROLINA	14	3	10	1	308	61	110	34	198	0/0	27	16	0	1	51	0	7-47.1	5	51	1	0	2	44	0	14-106	0/0	1	0	1	0	1/1	0/0	2/3	33:36
@ Arizona	22	7	14	1	380	85	152	38	232	1/4	46	23	0	4	3	0	7-41.6	5	44	1	0	2	61	0	2-15	1/1	0	0	0	0	0/0	0/0	3/6	40:53
SEATTLE	18	6	10	2	267	66	97	34	177	1/7	31	19	2	0	0	0	5-44.6	2	15	1	0	3	60	0	6-57	0/0	2	2	0	0	2/2	0/0	1/1	32:05
@ Detroit	8	1	6	1	148	57	52	23	104	1/8	33	14	2	0	0	0	9-46.1	5	42	0	0	2	48	0	6-50	0/0	0	0	0	0	0/0	0/0	3/3	25:27
@ Indianapolis	20	6	13	1	362	72	110	34	252	0/0	38	29	1	0	0	0	3-35.7	1	2	2	0	2	51	0	7-35	1/0	2	0	2	0	2/2	0/0	2/4	40:03
JACKSONVILLE	19	5	14	0	326	68	132	26	202	2/8	40	22	1	2	32	0	6-44.5	3	38	0	0	4	68	0	11-79	2/2	2	1	1	0	2/2	0/0	1/2	27:52
WASHINGTON	16	3	12	1	315	63	83	25	243	1/11	37	21	4	0	0	0	5-43.2	5	69	0	0	6	129	0	6-56	1/0	3	0	3	0	2/3	0/0	0/1	27:02
SAN FRAN.	26	11	14	1	401	85	125	29	276	1/0	55	36	0	2	41	0	7-28.3	3	72	2	0	6	151	0	9-69	1/1	4	1	3	0	4/4	0/0	1/3	35:59
@ N.Y. Giants	20	9	11	0	377	64	157	33	220	0/0	31	16	0	2	9	0	6-32.8	5	67	3	0	1	10	0	6-57	2/0	4	3	0	1	4/4	0/0	3/3	31:18
PHILADELPHIA	17	8	9	0	359	66	114	32	253	1/8	33	19	2	1	80	1	6-33.2	3	38	3	0	1	19	0	10-67	0/0	3	1	1	1	3/3	0/0	2/2	31:43
@ Washington	18	7	8	3	352	69	151	37	209	1/8	31	17	2	1	7	0	4-33.0	5	95	1	0	3	69	0	8-55	3/3	2	1	0	1	2/2	0/0	2/2	35:27
Totals	291	90	178	23	5,267	1,079	1,818	481	3,586	24/137	574	334	19	16	252	1	93-41.9	58	637	20	0	48	1,095	0	119-919	23/11	35	10	22	3	34/35	0/0	27/38	31:56

<b>3rd DOWN EFFICIENCY</b>	9/8 @ Houston	.....2-15	13.3%
	9/15 TENNESSEE	.....7-17	41.2%
	9/22 @ Philadelphia	.....3-10	30.0%
	9/29 @ St. Louis	.....5-13	38.5%

10/6 N.Y. GIANTS	.....6-13	46.2%
10/13 CAROLINA	.....5-16	31.6%
10/20 @Arizona	.....9-21	42.9%
10/27 SEATTLE	.....10-16	62.5%

11/3 @ Detroit	.....2-15	13.3%
11/17 @ Indianapolis	.....6-17	35.3%
11/24 JACKSONVILLE	.....5-14	35.7%
11/28 WASHINGTON	.....3-13	23.1%

12/8 SANFRANCISCO	.....10/20	50.0%
12/15 @ N.Y. Giants	.....2/11	18.2%
12/21 PHILADELPHIA	.....8/18	44.4%
12/29 @Washington	.....9/17	52.9%



## Individual Game-by-Game Rushing

	Emmitt Smith					Troy Hambrick					Michael Wiley				
	No	Yds	Avg	Lg	TD	No	Yds	Avg	Lg	TD	No	Yds	Avg	Lg	TD
9/8 @ Houston	17	67	3.9	22	0	4	16	4.0	7	0	1	46	46.0	46	1
9/15 TENNESSEE	18	59	3.3	22	0	2	3	1.5	2	0	2	-2	-1.0	3	0
9/22 @ Philadelphia	11	52	4.7	19	0	5	11	2.2	4	0	4	20	5.0	8	0
9/29 @ St. Louis	13	58	4.5	30	0	6	40	6.7	15	0	2	2	1.0	2	0
10/6 N.Y. GIANTS	13	70	5.4	30	1	3	10	3.3	10	0					
10/13 CAROLINA	13	59	4.5	18	0	3	15	5.0	12	0	3	13	4.3	10	0
10/20 @ Arizona	22	82	3.7	12	0	5	34	6.8	18	0	1	6	6.0	6	0
10/27 SEATTLE	24	109	4.5	14	1	3	5	1.7	5	0					
11/3 @ Detroit	16	39	2.4	13	0	5	12	2.4	5	1	2	16	8.0	10	0
11/17 @ Indianapolis	8	22	2.8	9	0	7	42	6.0	13	0					
11/24 JACKSONVILLE	20	73	3.7	11	1	4	38	9.5	17	0	1	2	2.0	2	
11/28 WASHINGTON	23	144	6.3	21	0	9	23	2.6	10	0	2	31	15.5	16	0
12/8 SAN FRANCISCO	19	66	3.5	18	2	6	16	2.7	10	0	1	10	10.0	10	0
12/15 @ N.Y. Giants	11	32	2.9	9	0	10	42	4.2	17	0	2	18	9.0	11	0
12/21 PHILADELPHIA	8	30	3.8	7	0	6	4	0.7	7	0	1	6	6.0	6	0
12/29 @ Washington	18	13	0.7	7	0	1	6	6.0	6	0					
2002 Totals	254	975	3.8	30	5	79	317	4.0	18	1	22	168	7.6	46	1

	Quincy Carter					Chad Hutchinson					Robert Thomas				
	No	Yds	Avg	Lg	TD	No	Yds	Avg	Lg	TD	No	Yds	Avg	Lg	TD
9/8 @ Houston	1	5	5.0	5	0										
9/15 TENNESSEE	4	7	7.8	9	0										
9/22 @ Philadelphia	3	-6	-2.0	2	0						3	20	6.7	14	0
9/29 @ St. Louis	4	26	6.5	10	0						1	3	3.0	3	0
10/6 N.Y. GIANTS	5	18	3.6	8	0						1	4	4.0	4	0
10/13 CAROLINA	4	27	6.8	16	0										
10/20 @ Arizona	6	14	2.3	9	0						1	1	1.0	1	0
10/27 SEATTLE			DNP			1	-9	-9.0	-9	0					
11/3 @ Detroit			DNP			1	-1	-1.0	-1	0	2	2	1.0	1	0
11/17 @ Indianapolis			DNP			1	5	5.0	5	0	1	0	0.0	0	0
11/24 JACKSONVILLE			DNP			4	1	0.3	7	0	1	1	1.0	1	0
11/28 WASHINGTON			DNP			1	7	7.0	7	0					
12/8 SAN FRANCISCO			DNP			1	18	18.0	18	0					
12/15 @ N.Y. Giants			DNP			3	20	6.7	10	0					
12/21 PHILADELPHIA			DNP			4	28	7.0	10	0					
12/29 @ Washington			DNP			2	5	2.5	4	0					
2002 Totals	27	91	3.4	16	0	18	74	4.1	18	0	10	31	3.1	14	0

	Antonio Bryant					Joey Galloway					Reggie Swinton				
	No	Yds	Avg	Lg	TD	No	Yds	Avg	Lg	TD	No	Yds	Avg	Lg	TD
9/8 @ Houston						1	21	21.0	21	0					
9/15 TENNESSEE															
9/22 @ Philadelphia	1	24	24.0	24	0										
9/29 @ St. Louis						1	-7	-7.0	-7	0					
10/6 N.Y. GIANTS	1	3	3.0	3	0										
10/13 CAROLINA											1	23	23.0	23	0
10/20 @ Arizona						1	11	11.0	11	0					
10/27 SEATTLE															
11/3 @ Detroit	1	3	3.0	3	0										
11/17 @ Indianapolis	1	15	15.0	15	0										
11/24 JACKSONVILLE	1	3	3.0	3	0										
11/28 WASHINGTON						1	6	6.0	6	0					
12/8 SAN FRANCISCO	1	-8	-8.0	-8	0										
12/15 @ N.Y. Giants															
12/21 PHILADELPHIA															
12/29 @ Washington															
2002 Totals	6	40	6.7	24	0	4	31	7.8	21	0	1	23	23.0	23	0





## Individual Game-by-Game Receiving

	Joey Galloway					Antonio Bryant					Emmitt Smith				
	No	Yds	Avg	Lg	TD	No	Yds	Avg	Lg	TD	No	Yds	Avg	Lg	TD
9/8 @ Houston	6	69	11.5	31	0	4	47	11.8	21	0	2	12	6.0	9	0
9/15 TENNESSEE	5	88	17.6	38t	1	3	87	29.0	44t	0	1	4	4.0	4	0
9/22 @ Philadelphia	7	70	10.0	19	0	4	35	8.8	15	0	2	31	15.5	17	0
9/29 @ St. Louis	4	27	6.8	13	0	3	47	15.7	34	0	1	8	8.0	8	0
10/6 N.Y. GIANTS	8	109	13.6	33	0	2	14	7.0	9	1	2	15	7.5	12	0
10/13 CAROLINA	3	104	34.7	80t	1	3	45	15.0	24t	1	1	7	7.0	7	0
10/20 @ Arizona	2	39	19.5	24	0	3	96	32.0	78t	1					
10/27 SEATTLE	4	62	15.5	39t	1	1	14	14.0	14	0	1	3	3.0	3	0
11/3 @ Detroit	6	56	9.3	30	0	1	6	6.0	6	0					
11/17 @ Indianapolis	4	49	12.2	15	0	3	44	14.7	24	0					
11/24 JACKSONVILLE	7	144	20.6	49t	2	1	12	12.0	12	0	1	12	12.0	12	0
11/28 WASHINGTON	3	54	18.0	41	1	2	41	20.5	29t	1	1	-4	-4.0	-4	0
12/8 SAN FRANCISCO	1	7	7.0	7	0	1	10	10.0	10	0					
12/15 @ N.Y. Giants	1	30	30.0	30	0	3	31	10.3	14	1	1	-2	-2.0	0	0
12/21 PHILADELPHIA	1	6	6.0	6	0	3	34	11.3	24	0	2	6	3.0	7	0
12/29 @ Washington						7	170	24.3	46t	1	1	-3	-3.0	-3	0
2002 Totals	61	908	14.9	80	6	44	733	16.7	78	6	16	89	5.6	17	0

	Troy Hambrick					Ken-Yon Rambo					Tony McGee				
	No	Yds	Avg	Lg	TD	No	Yds	Avg	Lg	TD	No	Yds	Avg	Lg	TD
9/8 @ Houston	1	3	3.0	3	0										
9/15 TENNESSEE						3	37	12.3	17	0	1	17	17.0	17t	1
9/22 @ Philadelphia											2	27	13.5	19	0
9/29 @ St. Louis	3	6	2.0	6	0	2	11	5.5	6	0					
10/6 N.Y. GIANTS	1	1	1.0	1	0						4	27	6.8	14	0
10/13 CAROLINA						2	21	10.5	15	0	1	12	12.0	12	0
10/20 @ Arizona	2	7	3.5	5	0						1	19	19.0	19	0
10/27 SEATTLE						1	6	6.0	6	0	3	35	11.7	13	0
11/3 @ Detroit	2	17	8.5	12	0	2	42	21.0	28	0	3	33	11.0	17	0
11/17 @ Indianapolis	1	3	3.0	3	0										
11/24 JACKSONVILLE	3	33	11.0	14	0	2	65	32.5	47	0	1	13	13.0	13	0
11/28 WASHINGTON	2	2	1.0	1	0						1	10	10.0	10	0
12/8 SAN FRANCISCO	2	12	6.0	9	0	1	6	6.0	6	0	3	73	24.3	58	0
12/15 @ N.Y. Giants	1	2	2.0	2	0	1	23	23.0	23	0					
12/21 PHILADELPHIA	1	6	6.0	6	0						3	28	9.3	14	0
12/29 @ Washington	2	7	3.5	9	0										
2002 Totals	21	99	4.7	14	0	14	211	15.1	47	0	23	294	12.8	58	1

	James Whalen					Michael Wiley					Darnay Scott				
	No	Yds	Avg	Lg	TD	No	Yds	Avg	Lg	TD	No	Yds	Avg	Lg	TD
9/8 @ Houston											SIGNED 9/9				
9/15 TENNESSEE															
9/22 @ Philadelphia											3	23	7.7	11	0
9/29 @ St. Louis	5	38	7.6	10	0	3	23	7.7	15	0	2	23	11.5	17	1
10/6 N.Y. GIANTS	1	33	33.0	33	0	2	31	15.5	25	0	1	10	10.0	10	0
10/13 CAROLINA						1	1	1.0	1	0	3	26	8.7	10	0
10/20 @ Arizona	1	5	5.0	5	0						4	36	9.0	14	0
10/27 SEATTLE											2	25	12.5	14	0
11/3 @ Detroit	2	17	8.5	11	0						3	27	9.0	11	0
11/17 @ Indianapolis	2	16	8.0	11	0	1	19	19.0	19	0					
11/24 JACKSONVILLE															
11/28 WASHINGTON						1	8	8.0	8	0	1	11	11.0	11	0
12/8 SAN FRANCISCO	1	7	7.0	7	0	1	31	31.0	31	0					
12/15 @ N.Y. Giants	1	4	4.0	4	0	4	31	7.8	12	0	1	12	12.0	12	0
12/21 PHILADELPHIA	3	24	8.0	10	0						2	25	12.5	14	0
12/29 @ Washington	1	8	8.0	8	0										
2002 Totals	17	152	8.9	33	0	13	144	11.1	31	0	22	218	9.9	17	1

## Individual Game-by-Game Passing

	Quincy Carter								Chad Hutchinson								
	Att	Cmp	Yds	TD	Int	Long	Sk/Yd	Rtg	Att	Cmp	Yds	TD	Int	Long	Sk/Yd	Rtg	
9/8 @ Houston	30	13	131	0	1	31	3/19	42.5									DNP
9/15 TENNESSEE	24	14	240	2	0	44	1/10	120.1									DNP
9/22 @ Philadelphia	35	21	201	0	1	19	3/18	64.1									DNP
9/29 @ St. Louis	36	26	204	1	1	34	2/11	83.6									DNP
10/6 N.Y. GIANTS	42	23	262	1	0	33	2/13	81.6									DNP
10/13 CAROLINA	32	15	225	2	1	80t	6/51	78.3									DNP
10/20 @ Arizona	22	13	202	1	4	78t	2/8	65.2									DNP
10/27 SEATTLE									24	12	145	1	0	39t	2/13	82.8	
11/3 @ Detroit									39	22	208	0	0	30	5/58	71.3	
11/17 @ Indianapolis									23	11	131	0	0	24	5/37	65.7	
11/24 JACKSONVILLE									24	16	301	2	2	49t	3/14	102.8	
11/28 WASHINGTON									25	12	145	2	0	41t	4/28	92.9	
12/8 SAN FRANCISCO									28	11	147	0	2	58	0/0	26.9	
12/15 @ N.Y. Giants									40	16	161	1	2	30	3/24	39.7	
12/21 PHILADELPHIA									24	15	128	0	1	24	7/50	59.0	
12/29 @ Washington									23	12	189	1	1	46t	5/41	76.2	
2002 Totals	221	125	1,465	7	8	80t	19/130	72.3	250	127	1,555	7	8	58	34/265	66.3	

## Individual Game-by-Game Kickoff Returns

	Reggie Swinton					Woodrow Dantzler					
	No	Yds	Avg	Long	TD	No	Yds	Avg	Long	TD	
9/8 @ Houston											
9/15 TENNESSEE											
9/22 @ Philadelphia	6	213	35.5	100t	1						
9/29 @ St. Louis	2	49	24.5	28	0						
10/6 N.Y. GIANTS	3	83	27.7	37	0						
10/13 CAROLINA	3	52	17.3	26	0						
10/20 @ Arizona	3	69	23.0	26	0						
10/27 SEATTLE	2	61	30.5	36	0						
11/3 @ Detroit	3	56	18.7	24	0						
11/17 @ Indianapolis	5	92	18.4	23	0						
11/24 JACKSONVILLE	1	22	22.0	22	0						
11/28 WASHINGTON											
12/8 SAN FRANCISCO						3	61	20.3	30	0	
12/15 @ N.Y. Giants						6	185	30.8	84t	1	
12/21 PHILADELPHIA						8	191	23.9	35	0	
12/29 @ Washington						6	105	17.5	23	0	
2002 Totals	28	697	24.9	100t	1	27	602	22.3	84t	1	

## Individual Game-by-Game Punt Returns

	Reggie Swinton						Joey Galloway					
	No	Yds	Avg	FC	Long	TD	No	Yds	Avg	FC	Long	TD
9/8 @ Houston												
9/15 TENNESSEE												
9/22 @ Philadelphia	1	2	2.0	0	0	0	3	8	2.7	0	9	0
9/29 @ St. Louis	2	41	20.5	0	21	0	2	18	9.0	2	21	0
10/6 N.Y. GIANTS	2	16	8.0	2	16	0						
10/13 CAROLINA	5	20	4.0	0	14	0						
10/20 @ Arizona	1	0	0.0	1	0	0						
10/27 SEATTLE	0	0	0.0	1	0	0						
11/3 @ Detroit	5	50	10.0	1	26	0	2	8	4.0	0	6	0
11/17 @ Indianapolis	1	1	1.0	1	1	0						
11/24 JACKSONVILLE	2	11	5.5	2	10	0						
11/28 WASHINGTON							2	30	15.0	0	30	0
12/8 SAN FRANCISCO							2	19	9.5	3	10	0
12/15 @ N.Y. Giants	0	0	0.0	1	0	0	2	8	4.0	1	10	0
12/21 PHILADELPHIA							1	71	71.0	2	71	0
12/29 @ Washington							1	19	19.0	0	19	0
2002 Totals	19	141	7.4	9	26	0	15	181	12.1	8	71	0



## Individual Game-by-Game Tackles

	Dexter Coakley				Mario Edwards				Greg Ellis			
	Solo	Asst.	Total	Sacks	Solo	Asst.	Total	Sacks	Solo	Asst.	Total	Sacks
9/8 @ Houston	5	2	- 7	1.0(-6)	3	0	- 3		1	4	- 5	0.5(-2)
9/15 TENNESSEE	2	6	- 8		6	0	- 6		2	4	- 6	2.0(-16)
9/22 @ Philadelphia	7	5	- 12		5	0	- 5		0	2	- 2	2.0(-8)
9/29 @ St. Louis	5	2	- 7		5	0	- 5		2	1	- 3	1.0(-6)
10/6 N.Y. GIANTS	2	7	- 9		2	3	- 5		2	3	- 5	
10/13 CAROLINA	9	8	- 17		INACTIVE/INJURED				5	3	- 8	
10/20 @ Arizona	15	4	- 19		5	1	- 6		4	3	- 7	
10/27 SEATTLE	3	6	- 9		2	0	- 2		1	4	- 5	
11/3 @ Detroit	5	4	- 9		3	0	- 3		INACTIVE/INJURED			
11/17 @ Indianapolis	5	9	- 14		6	0	- 6		7	2	- 9	
11/24 JACKSONVILLE	7	1	- 8		9	1	- 10		7	3	- 10	1.0(-3)
11/28 WASHINGTON	4	2	- 6		4	0	- 4		2	3	- 5	
12/8 SAN FRANCISCO	6	4	- 10		5	1	- 6		6	2	- 8	1.0(0)
12/15 @ N.Y. Giants	7	3	- 10		5	0	- 5		3	3	- 6	
12/21 PHILADELPHIA	5	5	- 10		1	1	- 2		2	1	- 3	
12/29 @ Washington	12	6	- 18		4	0	- 4		4	0	- 4	
2002 Totals	99	74	- 173	1.0(-6)	65	7	- 72		48	38	- 86	7.5(-35)

	La'Roi Glover				Kevin Hardy				Dat Nguyen			
	Solo	Asst.	Total	Sacks	Solo	Asst.	Total	Sacks	Solo	Asst.	Total	Sacks
9/8 @ Houston	3	3	- 6	1.5(-6)	6	1	- 7		6	5	- 11	1.0(-2)
9/15 TENNESSEE	2	2	- 4		3	6	- 9	1.0(-8)	INACTIVE/INJURED			
9/22 @ Philadelphia	1	2	- 3	1.0(-7)	1	2	- 3		INACTIVE/INJURED			
9/29 @ St. Louis	1	2	- 3		4	3	- 7		INACTIVE/INJURED			
10/6 N.Y. GIANTS	1	2	- 3	1.0(-11)	5	3	- 8		INACTIVE/INJURED			
10/13 CAROLINA	1	3	- 4		9	6	- 15		INACTIVE/INJURED			
10/20 @ Arizona	4	3	- 7		6	1	- 7		INACTIVE/INJURED			
10/27 SEATTLE	3	3	- 6	1.0(-7)	9	4	- 13		INACTIVE/INJURED			
11/3 @ Detroit	2	2	- 4	1.0(-8)	11	1	- 12		INACTIVE/INJURED			
11/17 @ Indianapolis	1	3	- 4		2	1	- 3		7	4	- 11	
11/24 JACKSONVILLE	3	1	- 4		2	3	- 5	1.0(-5)	2	4	- 6	
11/28 WASHINGTON	6	2	- 8	1.0(-11)	2	1	- 3		7	6	- 13	
12/8 SAN FRANCISCO	5	3	- 8		5	4	- 9		6	6	- 12	
12/15 @ N.Y. Giants	2	1	- 3		4	1	- 5		4	4	- 8	
12/21 PHILADELPHIA	4	3	- 7		3	2	- 5		7	3	- 10	
12/29 @ Washington	1	1	- 2		1	2	- 3		5	5	- 10	
2002 Totals	40	36	- 76	6.5(-50)	73	41	- 114	2.0(-13)	44	37	- 81	1.0(-2)

	Derek Ross				Roy Williams				Darren Woodson			
	Solo	Asst.	Total	Sacks	Solo	Asst.	Total	Sacks	Solo	Asst.	Total	Sacks
9/8 @ Houston					4	0	- 4		4	1	- 5	
9/15 TENNESSEE					5	0	- 5		6	3	- 9	
9/22 @ Philadelphia	1	0	- 1		7	4	- 11		5	5	- 10	
9/29 @ St. Louis	5	4	- 9		10	3	- 13		3	5	- 8	
10/6 N.Y. GIANTS	4	3	- 7		4	1	- 5	1.0(-5)	5	3	- 8	
10/13 CAROLINA	6	0	- 6		4	2	- 6		6	3	- 9	
10/20 @ Arizona					3	4	- 7	1.0(-4)	4	4	- 8	
10/27 SEATTLE	1	0	- 1		7	2	- 9		8	3	- 11	
11/3 @ Detroit	3	2	- 5		5	2	- 7		1	3	- 4	
11/17 @ Indianapolis	13	0	- 13		7	3	- 10		0	1	- 1	
11/24 JACKSONVILLE	4	0	- 4		6	2	- 8		INACTIVE/INJURED			
11/28 WASHINGTON	5	3	- 8		1	5	- 6		RESERVE/INJURED			
12/8 SAN FRANCISCO	7	2	- 9		10	3	- 13		RESERVE/INJURED			
12/15 @ N.Y. Giants	4	0	- 4		5	2	- 7		RESERVE/INJURED			
12/21 PHILADELPHIA	INACTIVE/INJURED				6	3	- 9		RESERVE/INJURED			
12/29 @ Washington	INACTIVE/INJURED				4	3	- 7		RESERVE/INJURED			
2002 Totals	53	14	- 67		88	39	- 127	2.0(-9)	42	31	- 73	

## 2002 Preseason Statistics

RECORD: 3-1

Date	W/L	Score	Opponent	Att.
Aug. 9	W	20-6	OAKLAND	61,836
Aug. 17	W	19-16	@ Carolina	72,624
Aug. 24	L	19-21	ATLANTA	62,942
Aug. 29	W	28-25	@ Jacksonville	48,809

TEAM STATISTICS	DALLAS	OPP
FIRST DOWNS	69	68
Rushing	23	19
Passing	38	40
Penalty	8	9
Third Down-Made/Att	18/54	20/55
Third Down Efficiency	33.3%	36.4%
Fourth Down-Made/Att	1/1	0/2
TOTAL NET YARDS	1,053	1,267
Avg. Per Game	263.3	316.8
Total Plays	243	248
Avg. Per Play	4.3	5.1
NET YARDS RUSHING	466	424
Avg. Per Game	116.5	106.0
Total Rushes	119	91
Avg. Per Rush	3.9	4.7
NET YARDS PASSING	587	842
Avg. Per Game	146.8	210.5
Sacked/Yards Lost	13/86	8/37
Gross Yards	673	879
Attempts/Completions	111/70	149/84
Pct. of Completions	63.1%	56.4
Had Intercepted	2	5
PUNTS/AVERAGE	22/41.2	23/42.7
Net Punting Average	36.7	32.8
PUNT RET./AVG.	14/11.9	10/6.6
KICKOFF RET./AVG.	11/31.7	21/21.4
Interception./AVG. RET.	5/14.4	2/0.0
PENALTIES/YARDS	44-344	42-360
FUMBLES/BALL LOST	9/1	3/2
TOUCHDOWNS	8	7
Rushing	3	3
Passing	3	4
Returns	2	0
EXTRA POINTS/ATTEMPTS	6/6	7/7
TWO POINT CONV./ATTS	1/2	0/0
FIELD GOALS/ATTEMPTS	10/13	5/8
AVG. TIME OF POSS.	30:07	29:53

RUSHING	ATT	YDS	AVG	LG	TD
Haywood	31	120	3.9	36	0
Hambrick	32	91	2.8	22	1
Carter	5	59	11.8	30	1
Taylor	13	46	3.5	16	0
Dantzler	11	33	3.0	17	0
Swinton	1	33	33.0	33	0
Robinson	9	26	2.9	6	0
Smith	3	25	8.3	20	0
Swinton	1	16	16.0	16	0
Harris	1	8	8.0	8	0
Thomas	3	6	2.0	4	1
Wright	1	3	3.0	3	0
Wiley	2	2	1.0	2	0
Hutchinson	6	-2	-0.3	4	0
COWBOY	119	466	3.9	36	3
Opp. Totals	91	425	4.7	61	3

PASSING	ATT	COMP	YDS	PCT	AVG	PCT	PCT	INT	LG	SKS	YDS/RATING
Carter	60	38	383	63.3	6.38	1	1.7	0	0.0	35	4/27 87.0
Hutchinson	36	21	193	58.3	5.36	1	2.8	2	5.5	20	9/59 59.1
Wright	9	7	57	77.8	6.33	0	0.0	0	0.0	16	0/0 93.1
Stoerner	5	3	29	60.0	5.8	0	0.0	0	0.0	21	0/0 76.0
Dantzler	1	1	11	100.0	11.00	1	100.0	0	0.0	11	0/0 152.1
COWBOYS	111	70	673	63.1	6.06	3	2.7	2	1.8	35	13/86 81.4
Opp. Totals	149	84	879	56.4	5.90	4	2.7	5	3.4	41	8/37 68.6

RECEIVING	ATT	YDS	AVG	LG	TD
Bryant	16	162	10.1	18	0
Rambo	10	115	11.5	21	1
Copeland	9	83	9.2	35	1
Taylor	7	54	7.7	16	0
Swinton	5	68	13.6	23	0
Galloway	4	45	11.3	17	0
Lucky	4	37	9.3	22	1
Williams, Ra.	2	24	12.0	16	0
Haywood	2	13	6.5	10	0
Harris	2	7	3.5	9	0
Dantzler	2	1	0.5	5	0
Zimmerman	1	8	8.0	8	0
Ismail	1	7	7.0	7	0
Hambrick	1	2	2.0	2	0
COWBOYS TOT.	70	673	9.6	35	3
Opp. Totals	84	879	10.5	41	4

INTERCEPTIONS	NO	YDS	AVG	LG	TD
Steele	1	34	34.0	34	1
Ross	1	20	20.0	20	0
Bell	1	13	13.0	13	0
Davis	1	5	5.0	5	0
Scott	1	0	0.0	0	0
COWBOYS TOT.	5	72	14.4	34	1
Opp. Totals	2	0	0.0	0	0

PUNTING	NO	YDS	AVG	TBIN20	LG	BL	NET
Knorr	14	604	43.1	2	6	56	0 38.4
Filipovic	8	302	37.8	0	2	52	0 32.9
COWBOYS TOT.	22	906	41.2	2	8	56	0 36.7
Opp. Totals	23	982	42.7	3	3	60	1 32.8

PUNT RETURNS	NO	FC	YDS	AVG	LG	TD
Dantzler	8	58	7.3	0	34	0
Rambo	4	83	20.8	0	36	0
Swinton	2	26	13.0	0	21	0
COWBOYS TOT.	14	167	11.9	0	36	0
Opp. Totals	10	66	6.6	3	19	0

KICKOFF RETURNS	NO	YDS	AVG	LG	TD
Dantzler	5	223	44.6	97	1
Swinton	3	70	23.3	32	0
Williams, Ra.	1	20	20.0	20	0
Bell	1	21	21.0	21	0
Rambo	1	15	15.0	15	0
COWBOYS TOT.	18	366	20.3	47	0
Opponents Tot.	13	323	24.8	58	0

SCORE BY QUARTERS	1	2	3	4	OT	T
COWBOYS	3	47	14	22	-	86
Opp. Totals	15	13	17	23	-	68

FIELD GOALS	11-19	20-29	30-39	40-49	50+
Seder	0-0	1-1	1-1	1-1	0-0
Cundiff	0-0	2-3	2-2	2-4	1-1
COWBOYS	0-0	3-4	3-3	3-5	1-1
Opp. Totals	0-0	1-1	2-2	2-4	0-1

Seder: (24),(49,35),(,),(,)  
 Cundiff: (36),(52,32),(46,44M,25,22M),  
 (44B,29,42)  
 Opponents (29,52M,39,47M),(43,45,34,48B),(,)  
 (,)

SCORING	TDR	TDP	2Pt	FG	PAT	S	TP
Cundiff	0	0	0	7/10	4/4	0	25
Seder	0	0	0	3/3	2/2	0	11
Carter	1	0	0	0/0	0/0	0	6
Copeland	0	1	0	0/0	0/0	0	6
Dantzler	0	0	1a	0/0	0/0	0	6
Hambrick	1	0	0	0/0	0/0	0	6
Lucky	0	1	0	0/0	0/0	0	6
Rambo	0	1	0	0/0	0/0	0	6
Steele	0	0	1b	0/0	0/0	0	6
Thomas	1	0	0	0/0	0/0	0	6
Whalen	0	0	0	1c	0/0	0/0	2
COWBOYS	3	3	2	0/10	6/6	0	86
Opp. Totals	3	4	0	5/8	7/7	2	96

2-Pt Conversions: Cowboys 1-2, Opponents 0-0

a 97-yard touchdown return vs. Atlanta (8/24)  
 b 34-yard interception return vs. Atlanta (8/24)  
 c 2-pt conversion at Jacksonville (8/24)  
 # Rainer sacked Carter in endzone at Jacksonville (8/24)  
 Henderson sacked Hutchinson in endzone at Jacksonville (8/24)

## DEFENSIVE STATS

	Tackles		Total
	Solo	Asst.	
Brooks, J.	11	10	21
Williams, Ro.	10	7	17
Westbrook, B.	12	4	16
Dennis, P.	8	5	13
Dixon, T.	8	5	13
Cookley, D.	6	7	13
Barnes, R.	4	7	11
Adams, K.	9	1	10
Grant, O.	9	1	10
Ellis, G.	7	3	10
Nguyen, D.	6	4	10

	Sacks		Loss (-14)
	Sacks	Loss	
Weatherington, C.	2.0	(-14)	
Ellis, G.	2.0	(-6)	
Myers, M.	1.0	(-8)	
Glover, L.	1.0	(-6)	
Evans, D.	1.0	(-1)	
Stewart, D.	1.0	(-1)	



# The Records



# Cowboys All-Time Leaders

## RUSHING

Player	Att.	Yards	Avg.	Long	TD
1. Smith, Emmitt (1990-2002)	4,052	17,162	4.2	75t	153
2. Dorsett, Tony (1977-87)	2,755	12,036	4.4	99t	72
3. Perkins, Don (1961-68)	1,500	6,217	4.2	59	42
4. Hill, Calvin (1969-74)	1,166	5,009	4.3	55	39
5. Newhouse, Robert (1972-83)	1,160	4,784	4.1	54	31
6. Garrison, Walt (1966-74)	899	3,886	4.3	41	30
7. Walker, Herschel (1986-89, 1996-97)	818	3,491	4.3	84t	27
8. Staubach, Roger (1969-79)	410	2,264	5.5	33	20
9. Springs, Ron (1979-84)	604	2,180	3.6	46	28
10. Marsh, Amos (1961-64)	427	2,065	4.8	71	14

## RECEIVING

Player	Rec.	Yards	Avg.	Long	TD
1. Irvin, Michael (1988-99)	750	11,904	15.9	87t	65
2. Pearson, Drew (1973-83)	489	7,822	16.0	67	48
3. Smith, Emmitt (1990-2002)	486	3,012	6.2	86	11
4. Hill, Tony (1977-86)	479	7,988	16.7	75t	51
5. Dorsett, Tony (1977-87)	382	3,432	9.0	91	13
6. Hayes, Bob (1965-74)	365	7,295	20.0	95	71
7. Novacek, Jay (1990-96)	339	3,576	10.5	49	22
8. Cosbie, Doug (1979-88)	300	3,728	12.4	61t	30
9. Johnston, Daryl (1989-99)	294	2,227	7.6	28	14
10. Clarke, Frank (1960-67)	281	5,214	18.6	80	50

## RUSHING-RECEIVING

Player	Rushing	Receiving	Total
1. Smith, Emmitt (1990-2002)	17,162	3,012	20,174
2. Dorsett, Tony (1977-87)	12,036	3,432	15,468
3. Irvin, Michael (1988-99)	6	11,904	11,910
4. Hill, Tony (1977-86)	90	7,988	8,078
5. Pearson, Drew (1973-83)	190	7,822	8,012
6. Perkins, Don (1961-68)	6,217	1,310	7,527
7. Hayes, Bob (1965-74)	70	7,295	7,365
8. Hill, Calvin (1969-74)	5,009	1,359	6,368
9. Walker, Herschel (1986-89, 1996-97)	3,491	2,556	6,047
10. Newhouse, Robert (1972-83)	4,784	956	5,740

## PASSING (Min. 1500 att.)

Player	Att.	Comp.	Pct.	Yards	TD	Long	Int.	Rating
1. Staubach, Roger (1969-79)	2,958	1,685	57.0	22,700	153	91t	109	83.4
2. White, Danny (1976-88)	2,950	1,761	59.7	21,959	155	80t	132	81.7
3. Aikman, Troy (1989-2000)	4,715	2,898	61.5	32,942	165	90t	141	81.6
4. Meredith, Don (1960-68)	2,308	1,170	50.7	17,199	135	95t	111	74.7

## SCORING

Player	TD	PAT	2PT	FG	TP
1. Smith, Emmitt (1990-2002)	164	-	1	-	986
2. Septien, Rafael (1978-86)	-	388	-	162	874
3. Dorsett, Tony (1977-87)	86	-	-	-	516
4. Hayes, Bob (1965-74)	76	-	-	-	456
5. Irvin, Michael (1988-99)	65	-	1	-	392
6. Clark, Mike (1968-71, 73)	-	180	-	69	386
7. Boniol, Chris (1994-96)	-	118	-	81	361
8. Cunningham, Richie (1997-99)	-	95	-	75	320
9. Fritsch, Toni (1971-73, 75)	-	119	-	66	317
10. Clarke, Frank (1960-67)	51	-	-	-	306
Hill, Tony (1977-86)	51	-	-	-	306





**FIELD GOALS (Min. 100 made)**

Player	Att.	Made	Pct.	Long
1. Septien, Rafael (1978-86) .....	226	162	.717	53

**PUNTING (Min. 300)**

Player	No.	Avg.	Long	Blk.
1. Saxon, Mike (1985-92) .....	591	41.5	64	4
2. White, Danny (1976-88) .....	612	40.1	73	4

**INTERCEPTIONS**

Player	No.	Yards	Avg.	Long	TD
1. Renfro, Mel (1964-77) .....	52	626	12.0	90	3
2. Walls, Everson (1981-89) .....	44	391	8.9	37	0
3. Waters, Charlie (1970-78, 80-81) .....	41	584	14.2	56t	2
4. Thurman, Dennis (1978-85) .....	36	562	15.6	96	4
5. Downs, Michael (1981-88) .....	34	433	12.7	31	1
Green, Cornell (1962-74) .....	34	552	16.2	59	2
7. Jordan, Lee Roy (1963-76) .....	32	472	14.8	49	3
8. Harris, Cliff (1970-79) .....	29	281	9.7	60	1
9. Howley, Chuck (1961-73) .....	24	395	16.5	58	2
10. Bishop, Don (1960-65) .....	22	364	16.5	57	0
Woodson, Darren (1992-2002) .....	22	273	12.4	94t	2

**PUNT RETURNS (Min. 75 returns)**

Player	No.	Yards	Avg.	Long	TD
1. Sanders, Deion (1995-99) .....	89	1,184	13.3	83t	4
2. Hayes, Bob (1965-74) .....	104	1,158	11.1	90	3
3. Martin, Kelvin (1987-92, 1996) .....	179	1,803	10.1	85t	3
4. Williams, Kevin (1993-96) .....	95	913	9.6	83t	3
5. Johnson, Butch (1976-83) .....	146	1,313	9.0	55	0
6. Jones, James (1980-85) .....	87	736	8.5	52	0
7. Renfro, Mel (1964-77) .....	109	842	7.7	69	1

**KICKOFF RETURNS (Min. 75 returns)**

Player	No.	Yards	Avg.	Long	TD
1. Renfro, Mel (1964-77) .....	85	2,246	26.4	100t	2
2. Walker, Herschel (1986-89, 1996-97) .....	77	1,946	25.3	89	0
3. Swinton, Reggie (2001-02) .....	84	2,024	24.1	100t	1
4. Williams, Kevin (1993-96) .....	144	3,416	23.7	87t	1
5. Johnson, Butch (1976-83) .....	79	1,832	23.2	74	0
6. Dixon, James (1989-91) .....	101	2,315	22.9	97t	1
7. Clack, Darryl (1986-89) .....	83	1,802	21.7	51	0

**COMBINED YARDAGE**

Player	Total	Rush	Rec	Int. Ret.	Punt Ret.	Kick Ret.	Fum. Ret.
1. Smith, Emmitt (1990-2002) .....	20,174	17,162	3,012	0	0	0	0
2. Dorsett, Tony (1977-87) .....	15,501	12,036	3,432	0	0	0	33
3. Irvin, Michael (1988-99) .....	11,910	6	11,904	0	0	0	0
4. Hayes, Bob (1965-74) .....	9,104	70	7,295	0	1,158	581	0
5. Hill, Tony (1977-86) .....	8,436	84	7,988	0	268	96	0
6. Pearson, Drew (1973-83) .....	8,180	190	7,822	0	13	155	0
7. Perkins, Don (1961-68) .....	8,005	6,217	1,310	0	8	443	0
8. Walker, Herschel (1986-89, 1996-97) ..	7,993	3,491	2,556	0	0	1,946	0

## COWBOYS OFFENSE YEAR-BY-YEAR

YEAR	1ST DOWNS				NET OFFENSE YDS-PLYS	RUSHING YDS-ATT	PASSING					PENALTIES NO-YDS	FUMBLES NO-LOST	TDs	POINTS	NFC RANKING TOT-RU-PA	NFL RANKING TOT-RU-PA
	TOTAL	RUSH	PASS	PEN			NET	SACKS	GROSS	ATT	COMP						
1960	180	57	105	18	3,153-698	1,049-311	2,104	33/284	2,388	354	163	33	62-600	21-17	23	177	12-13-5
1961	239	100	130	9	4,480-863	1,819-414	2,661	27/257	1,819	422	215	27	47-427	46-21	29	236	8-10-6
1962	246	101	136	9	4,912-843	2,040-434	2,872	29/243	3,115	380	200	17	62-639	32-19	51	388	2-3-7
1963	248	105	132	11	4,263-839	1,795-420	2,468	44/331	2,799	375	200	21	67-627	29-15	40	305	9-6-9
1964	230	89	119	22	3,704-893	1,691-421	2,031	68/503	2,516	404	192	24	97-952	39-19	30	250	14-8-13
1965	211	87	108	16	3,995-833	1,608-416	2,387	55/369	2,756	362	168	18	78-710	31-17	40	325	10-8-9
1966	287	124	139	24	5,145-926	2,122-471	3,023	42/308	3,331	413	214	14	83-824	23-10	56	445	1-2-1
1967	261	109	141	11	4,699-936	1,900-477	2,799	42/294	3,093	417	210	28	81-785	25-13	45	342	5-5-6
1968	297	135	143	19	5,117-913	2,071-480	3,026	34/269	3,295	399	217	18	77-751	21-15	54	431	1-2-1
1969	275	133	125	17	5,122-931	2,276-532	2,846	44/366	3,212	355	189	18	81-840	28-12	44	369	1-1-4
1970	229	119	95	15	4,449-858	2,300-522	2,149	39/296	2,445	297	149	16	87-934	29-12	35	299	2-1-9
1971	288	135	144	9	5,035-905	2,249-512	2,786	32/251	3,037	361	206	14	94-952	30-21	50	406	1-2-1
1972	256	118	126	12	4,466-897	2,124-499	2,342	31/238	2,580	367	196	23	90-841	27-15	36	319	2-4-5
1973	281	139	127	15	4,751-906	2,418-542	2,333	43/269	2,602	321	192	16	83-762	25-12	46	382	3-2-6
1974	295	147	129	19	4,983-974	2,454-542	2,529	47/327	2,856	385	206	15	86-703	31-16	38	297	1-1-3
1975	288	132	142	14	5,025-986	2,432-571	2,593	39/242	2,835	376	207	17	94-715	25-18	41	350	1-1-3
1976	269	111	140	18	4,884-958	2,147-538	2,737	30/230	2,967	390	222	13	94-761	26-16	34	296	2-6-2
1977	272	118	136	18	4,812-969	2,369-564	2,443	33/246	2,689	372	215	10	106-865	26-14	42	345	1-3-2
1978	342	146	167	29	5,959-1,107	2,783-625	3,176	33/229	3,405	449	251	17	96-816	36-18	48	384	1-1-2
1979	339	122	195	22	5,968-1,122	2,375-578	3,593	41/290	3,883	503	287	13	100-845	33-21	45	371	1-7-2
1980	337	143	171	23	5,468-1,075	2,346-594	3,104	31/252	3,356	449	265	25	107-908	27-14	60	454	5-5-9
1981	321	137	158	26	5,880-1,100	2,711-630	3,169	31/245	3,414	439	241	15	103-839	45-20	40	367	2-2-7
1982	180	70	99	11	3,199-579	1,313-296	1,886	25/264	2,150	258	160	14	42-304	29-12	28	226	2-1-6
1983	342	109	205	28	5,969-1,110	2,117-519	3,842	37/314	4,156	554	346	25	99-847	30-14	59	479	4-9-2
1984	323	93	202	28	5,320-1,121	1,714-469	3,606	48/389	3,995	604	322	26	100-947	35-17	34	308	7-12-4
1985	336	96	208	33	5,602-1,093	1,741-462	3,861	44/375	4,236	587	344	25	100-759	29-16	43	357	4-9-1
1986	325	98	199	28	5,474-1,054	1,969-447	3,505	60/498	4,003	547	319	24	111-931	44-17	43	346	4-8-4
1987	293	93	176	24	5,056-1,017	1,865-465	3,191	52/403	3,594	500	288	20	131-1,091	30-20	38	340	5-9-5
1988	311	112	175	24	5,483-1,059	1,995-469	3,488	35/239	3,727	555	307	27	141-1,148	22-13	32	265	6-7-5
1989	246	78	145	23	4,294-896	1,409-355	2,885	30/239	3,124	513	266	27	100-771	29-15	25	204	14-12-13
1990	250	88	135	27	4,081-991	1,500-393	2,581	43/317	2,896	475	254	24	98-729	27-9	27	244	14-13-13
1991	304	89	191	24	5,101-971	1,711-433	3,390	38/273	3,663	500	305	12	74-610	23-12	37	342	4-7-5
1992	324	119	183	22	5,606-1,014	2,121-500	3,485	23/112	3,597	491	314	15	91-650	16-9	48	409	2-3-3
1993	322	120	172	30	5,615-994	2,161-490	3,454	29/163	3,617	475	317	6	94-744	33-16	41	376	2-2-3
1994	324	136	160	26	5,321-1,018	1,953-500	3,368	20/93	3,461	448	282	14	100-695	22-10	50	414	4-2-7
1995	362	141	195	28	5,824-1,007	2,201-495	3,623	18/118	3,741	494	322	10	90-695	24-13	51	435	4-1-9
1996	286	105	163	18	4,763-981	1,641-475	3,122	19/127	3,249	487	307	14	103-832	24-15	27	286	11-8-10
1997	279	82	170	27	4,778-1,015	1,637-423	3,141	39/313	3,454	553	314	12	116-1,058	23-11	29	304	6-11-10
1998	308	125	154	29	5,450-992	2,014-499	3,436	19/110	3,546	474	279	8	128-1,108	18-7	42	381	5-4-5
1999	295	129	139	27	5,178-1,024	2,051-493	3,127	24/151	3,278	507	295	13	136-1,196	22-10	42	352	8-3-12
2000	276	116	128	32	4,475-943	1,953-463	2,522	35/249	2,771	445	255	21	108-963	31-18	31	294	13-5-15
2001	247	114	110	23	4,402-952	2,184-505	2,218	34/190	2,408	413	210	20	91-744	25-14	26	246	14-2-15
2002	237	87	129	21	4,375-948	1,754-423	2,621	54/399	3,020	471	252	16	105-974	33/18	26	217	15-10-16



# COWBOYS DEFENSE YEAR-BY-YEAR

YEAR	1ST DOWNS			PEN	NET OFFENSE YDS-Plys	RUSHING YDS-ATT	PASSING				INT	PENALTIES NO-YDS	FUMBLES NO-LOST	TDs	POINTS	NFC RANKING TOT-RU-PA	NFL RANKING TOT-RU-PA
	TOTAL	RUSH	PASS				NET	SACKS	GROSS	ATT							
1960	216	106	97	13	4,372-858	2,242-445	2,130	20/175	2,305	393	159	15	72-671.5	21-11	44	369	13-13-8
1961	254	122	120	12	4,592-787	2,161-439	2,431	22/204	2,635	326	168	25	38-362	30-18	49	380	10-12-7
1962	274	93	166	15	5,184-848	1,510-386	3,674	25/230	3,904	437	233	20	56-569	33-16	52	402	13-4-14
1963	266	114	139	13	5,325-878	2,094-455	3,231	20/161	3,392	403	202	26	52-479	23-11	48	378	13-14-13
1964	211	71	121	19	3,750-960	1,504-438	2,246	45/325	2,571	377	172	18	75-781	26-20	34	269	2-2-4
1965	240	80	138	22	4,192-885	1,444-422	2,748	39/315	3,063	424	205	18	50-483	37-20	33	280	6-2-9
1966	211	64	140	17	3,558-873	1,176-356	2,382	60/420	2,802	457	212	17	63-778	23-14	29	239	2-1-7
1967	236	64	145	27	3,874-866	1,094-339	2,790	45/377	3,167	482	260	29	64-707	28-18	35	268	7-1-11
1968	202	61	123	18	3,633-863	2,071-480	2,438	51/400	2,838	428	220	26	54-657	21-15	23	186	4-1-11
1969	203	52	141	10	3,707-826	1,050-313	2,657	55/452	3,109	458	235	24	58-680	23-11	28	223	3-1-11
1970	205	87	105	13	3,569-855	1,656-415	1,913	41/313	2,226	399	193	24	70-732	25-14	24	221	4-5-3
1971	200	59	125	16	3,468-817	1,144-353	2,324	43/336	2,660	421	209	26	61-647	40-25	25	222	2-1-9
1972	217	81	113	23	3,755-842	1,515-428	2,240	32/268	2,508	382	187	16	59-586	40-17	28	240	4-1-9
1973	208	83	106	19	3,466-827	1,471-435	1,995	40/306	2,301	352	187	18	52-516	44-23	23	203	2-2-8
1974	199	63	110	26	3,463-803	1,344-417	2,529	47/327	2,856	349	178	13	69-657	31-13	28	235	3-2-8
1975	234	100	113	21	3,739-888	1,699-474	2,040	41/288	2,328	373	162	25	63-639	43-19	33	268	3-3-3
1976	246	113	111	22	3,730-919	1,821-484	1,909	44/327	2,236	391	187	16	71-643	32-12	25	194	5-3-5
1977	205	88	94	23	3,213-880	1,651-457	1,562	53/429	1,991	370	154	21	78-731	22-10	26	212	1-1-2
1978	232	83	128	21	4,009-967	1,721-477	2,288	58/442	2,730	432	202	23	95-783	27-13	25	208	2-1-3
1979	259	105	135	19	4,586-978	2,115-500	2,471	43/362	2,883	435	207	13	70-704	20-10	38	313	4-4-3
1980	296	98	160	28	5,279-996	2,069-469	3,205	43/358	3,563	484	231	27	106-989	33-20	38	311	7-7-7
1981	287	107	160	18	5,419-1,021	2,049-468	3,370	42/347	3,717	511	236	37	104-837	43-16	34	277	13-8-13
1982	163	57	95	11	2,753-581	1,011-260	1,742	32/260	2,002	289	152	15	52-431	20-10	17	145	7-7-5
1983	286	82	181	23	5,427-1,025	1,499-410	3,928	57/437	4,365	558	299	27	100-873	31-21	42	360	10-2-13
1984	283	106	155	22	5,036-1,094	2,226-510	2,810	57/390	3,200	527	250	28	93-854	35-16	36	308	3-11-3
1985	312	98	193	21	5,608-1,076	1,853-465	3,755	62/459	4,214	549	279	33	108-990	24-15	40	333	11-6-13
1986	286	118	148	20	4,985-1,017	2,200-500	2,785	53/364	3,149	464	226	17	90-817	29-18	41	337	7-11-3
1987	294	85	175	34	5,061-1,012	1,617-459	3,444	51/337	3,781	502	269	23	100-857	29-20	42	348	9-4-13
1988	297	93	180	24	5,414-1,023	1,856-454	3,556	46/327	3,883	523	264	10	92-772	24-9	44	381	12-10-12
1989	321	116	183	22	5,556-1,060	1,991-543	3,565	29/183	3,748	488	301	7	102-723	22-10	44	393	9-10-8
1990	280	109	153	18	4,615-988	1,976-482	2,639	36/292	2,931	470	271	11	104-911	32-19	36	308	4-9-1
1991	299	103	180	16	5,066-963	1,571-400	3,495	23/151	3,646	540	320	12	97-801	23-11	32	310	12-6-13
1992	241	68	147	26	3,933-873	1,244-345	2,689	44/347	3,036	484	263	17	94-727	25-14	29	243	1-1-2
1993	297	94	176	27	4,767-1,012	1,651-423	3,116	34/231	3,347	555	334	14	87-653	22-14	23	229	7-5-7T
1994	273	86	157	30	4,313-1,006	1,561-437	2,752	47/299	3,051	522	269	22	102-826	15-9	27	248	1-5-1
1995	303	113	165	25	5,044-1,001	1,772-442	3,272	36/219	3,491	523	293	19	112-913	16-6	32	291	4-9-4
1996	260	89	144	27	4,382-958	1,576-437	2,806	37/219	3,025	484	271	19	94-717	26-14	24	250	2-5-2
1997	281	104	139	38	4,516-1,022	1,994-511	2,522	38/195	2,717	473	253	7	99-757	27-12	36	314	2-12-1
1998	276	84	162	30	5,164-988	1,619-401	3,545	34/222	3,767	553	290	14	120-917	23-12	32	275	9-6-12
1999	266	81	154	31	4,840-997	1,442-417	3,398	35/217	3,615	545	297	24	107-862	23-9	28	276	3-3-4
2000	309	137	145	27	5,329-1,021	2,636-538	2,693	25/189	2,882	458	277	16	108-999	23-9	41	361	9-15-2
2001	272	90	160	22	4,599-965	1,710-472	2,889	24/130	3,019	489	287	9	89-634	29-16	37	338	2-6-2
2002	291	90	178	23	5,267-1,079	1,818-481	3,449	24/137	3,586	574	334	19	119-919	23-11	35	325	9-8-10





## Cowboys Leaders By Years

## RUSHING

Year	Player	Att.	Yds.	Avg.	Long	TD	NFL/NFC	
							Rank	Rank
1960	Dupre, L.G.	104	362	3.5	18	3		20
1961	*Perkins, Don	200	815	4.1	47	4		6
1962	Perkins, Don	222	945	4.3	35	7		5
1963	Perkins, Don	149	614	4.1	19t	7		10
1964	Perkins, Don	174	768	4.4	59	6		5
1965	Perkins, Don	177	690	3.9	43	0		7
1966	Reeves, Dan	175	757	4.3	67t	8		6
1967	Perkins, Don	201	823	4.1	30	6		6
1968	Perkins, Don	191	836	4.4	28t	4		6
1969	*Hill, Calvin	204	942	4.6	55	8		2
1970	*Thomas, Duane	151	803	5.3	47t	5		8/5
1971	Thomas, Duane	175	793	4.5	56t	11		11/7
1972	Hill, Calvin	245	1,036	4.2	26	6		7/3
1973	Hill, Calvin	273	1,142	4.2	21	6		3/2
1974	Hill, Calvin	185	844	4.6	27	7		8/3
1975	Newhouse, Robert	209	930	4.4	29	2		9/4
1976	Dennison, Doug	153	542	3.5	14	6		35/18
1977	*Dorsett, Tony	208	1,007	4.8	84t	12		9/4
1978	Dorsett, Tony	290	1,325	4.6	63t	7		3/2
1979	Dorsett, Tony	250	1,107	4.4	41	6		11/8
1980	Dorsett, Tony	278	1,185	4.3	56	11		6/6
1981	Dorsett, Tony	342	1,646	4.8	75t	4		2/2
1982	Dorsett, Tony	177	745	4.2	99t	5		2/1
1983	Dorsett, Tony	289	1,321	4.6	77	8		6/5
1984	Dorsett, Tony	302	1,189	3.9	31t	8		7/7
1985	Dorsett, Tony	305	1,307	4.3	60t	7		6/4
1986	Dorsett, Tony	184	748	4.1	33	5		19/11
1987	Walker, Herschel	209	891	4.3	60t	7		6/3
1988	Walker, Herschel	361	1,514	4.2	38	5		2/1
1989	Palmer, Paul	112	446	4.0	63t	2		39/18
1990	*Smith, Emmitt	241	937	3.9	48t	11		10/5
1991	Smith, Emmitt	365	1,563	4.3	75t	12		1/1
1992	Smith, Emmitt	373	1,713	4.6	68t	18		1/1
1993	Smith, Emmitt	283	1,486	5.3	62t	9		1/1
1994	Smith, Emmitt	368	1,484	4.0	46	21		3/2
1995	Smith, Emmitt	377	1,773	4.7	60t	25		1/1
1996	Smith, Emmitt	327	1,204	3.7	42	12		8/4
1997	Smith, Emmitt	261	1,074	4.1	44	4		12/5
1998	Smith, Emmitt	319	1,332	4.2	32	13		5/4
1999	Smith, Emmitt	329	1,397	4.2	63t	11		4/2
2000	Smith, Emmitt	294	1,203	4.1	52	9		13/4
2001	Smith, Emmitt	261	1,021	3.9	44	3		15/7
2002	Smith, Emmitt	254	975	3.8	30t	5		20/8

## PASSING

Year	Player	Att.	Comp.	Pct.	Yds.	TD	Int.	Rating	NFL/NFC	
									Rank	Rank
1960	LeBaron, Eddie	225	111	49.3	1,736	12	25	53.4		8
1961	LeBaron, Eddie	236	120	50.8	1,741	14	16	66.5		9
1962	LeBaron, Eddie	166	95	57.2	1,436	16	9	95.3		3
1963	Meredith, Don	310	167	53.9	2,381	17	18	73.2		10
1964	Meredith, Don	323	158	48.9	2,143	9	16	67.3		15
1965	Meredith, Don	305	141	46.2	2,415	22	13	79.7		8
1966	Meredith, Don	344	177	51.5	2,805	24	12	87.7		4
1967	Meredith, Don	255	128	50.2	1,834	16	16	68.6		8
1968	Meredith, Don	309	171	55.3	2,500	21	12	88.3		2
1969	Morton, Craig	302	162	53.6	2,619	21	15	85.4		5
1970	Morton, Craig	207	102	49.3	1,819	15	7	89.7		5/4
1971	Staubach, Roger	211	126	59.7	1,882	15	4	104.8		1/1
1972	Morton, Craig	339	185	54.6	2,396	15	21	65.9		15/7
1973	Staubach, Roger	286	179	62.6	2,428	23	15	94.6		1/1
1974	Staubach, Roger	360	190	52.8	2,552	11	15	68.5		14/7
1975	Staubach, Roger	348	198	56.9	2,666	17	16	78.6		8/2
1976	Staubach, Roger	369	208	56.4	2,715	14	11	79.9		8/5
1977	Staubach, Roger	361	210	58.2	2,620	18	9	87.1		2/1
1978	Staubach, Roger	413	231	55.9	3,190	25	16	84.9		1/1
1979	Staubach, Roger	461	267	57.9	3,586	27	11	92.4		1/1

\* Rookie



THE RECORDS

PASSING (cont.)

Year	Player	Att.	Comp.	Pct.	Yds.	TD	Int.	Rating	NFL/NFC
									Rank
1980	White, Danny	436	260	59.6	3,287	28	25	80.8	9/7
1981	White, Danny	391	223	57.0	3,098	22	13	87.5	5/2
1982	White, Danny	247	156	63.2	2,079	16	12	91.1	4/2
1983	White, Danny	533	334	62.7	3,980	29	23	85.6	9/6
1984	White, Danny	233	126	54.1	1,580	11	11	71.5	22/11
1985	White, Danny	450	267	59.3	3,157	21	17	80.6	9/4
1986	Pelluer, Steve	378	215	56.9	2,727	8	17	67.9	20/9
1987	White, Danny	362	215	59.4	2,617	12	17	73.2	19/9
1988	Pelluer, Steve	435	245	56.3	3,139	17	19	73.9	16/9
1989	*Aikman, Troy	293	155	52.9	1,749	9	18	55.7	27/14
1990	Aikman, Troy	399	226	56.6	2,579	11	18	66.6	27/14
1991	Aikman, Troy	363	237	65.3	2,754	11	10	86.7	6/4
1992	Aikman, Troy	473	302	63.8	3,445	23	14	89.5	3/3
1993	Aikman, Troy	392	271	69.1	3,100	15	6	99.0	2/2
1994	Aikman, Troy	361	233	64.5	2,676	13	12	84.9	6/4
1995	Aikman, Troy	432	280	64.8	3,304	16	7	93.6	3/2
1996	Aikman, Troy	465	296	63.7	3,126	12	13	80.1	12/5
1997	Aikman, Troy	518	292	56.4	3,283	19	12	78.0	17/8
1998	Aikman, Troy	315	187	59.4	2,330	12	5	88.5	8/4
1999	Aikman, Troy	442	263	59.5	2,964	17	12	81.1	14/8
2000	Aikman, Troy	262	156	59.5	1,632	7	14	64.3	32/16
2001	*Carter, Quincy	176	90	51.1	1,072	5	7	63.0	DNQ
2002	*Hutchinson, Chad	250	127	50.8	1,555	7	8	66.3	29/14

RECEIVING

Year	Player	No.	Yds.	Avg.	Long	TD	NFL/NFC
							Rank
1960	Doran, Jim	31	554	17.9	75t	3	21
1961	Howton, Billy	56	785	14.0	53	4	6
1962	Howton, Billy	49	706	14.4	69t	6	15
1963	Clarke, Frank	43	833	19.4	75t	10	3
1964	Clarke, Frank	65	973	15.0	49	5	3
1965	*Hayes, Bob	46	1,003	21.8	82t	12	13
1966	Hayes, Bob	64	1,232	19.3	95t	13	4
1967	Rentzel, Lance	58	996	17.2	74t	8	6
1968	Rentzel, Lance	54	1,009	18.7	65t	6	3
1969	Rentzel, Lance	43	960	22.3	75t	12	20
1970	Hayes, Bob	34	889	26.1	89t	10	45/26
1971	Garrison, Walt	40	396	9.9	36	1	23/10
1972	Hill, Calvin	43	364	8.5	33t	3	18/9
1973	Hill, Calvin	32	290	9.1	29	0	36/21
1974	Pearson, Drew	62	1,087	17.9	50t	2	3/2
1975	Pearson, Drew	46	822	17.9	46t	8	16/9
1976	Pearson, Drew	58	806	13.9	54	6	4/1
1977	Pearson, Drew	48	870	18.1	67	2	9/3
1978	Pearson, Preston	47	526	11.2	34	0	26/15
1979	Hill, Tony	60	1,062	17.7	75t	10	12/6
1980	Hill, Tony	60	1,055	17.6	58t	8	16/9
1981	Hill, Tony	46	953	20.7	63t	4	47/26
	Springs, Ron	46	359	7.8	32t	2	
1982	Hill, Tony	35	526	15.0	47	1	22/8
1983	Springs, Ron	73	589	8.1	80t	1	9/4
1984	Cosbie, Doug	60	789	13.2	36	4	28/12
1985	Hill, Tony	74	1,113	15.0	53t	7	9/3
1986	Walker, Herschel	76	837	11.0	84t	2	9/4
1987	Walker, Herschel	60	715	11.9	44	1	5/4
1988	Alexander, Ray	54	788	14.6	50t	6	34/21
1989	Martin, Kelvin	46	644	14.0	46	2	53/26
1990	Martin, Kelvin	64	732	11.4	45	0	17/9
1991	Irvine, Michael	93	1,523	16.4	66t	8	2/1
1992	Irvine, Michael	78	1,396	17.9	87t	7	7/4
1993	Irvine, Michael	88	1,330	15.1	61t	7	3/3
1994	Irvine, Michael	79	1,241	15.7	65t	6	13/8
1995	Irvine, Michael	111	1,603	14.4	50	10	5/5
1996	Irvine, Michael	64	962	15.0	61	2	27/15
1997	Irvine, Michael	75	1,180	15.7	55	9	12/7
1998	Irvine, Michael	74	1,057	14.3	51	1	14/6
1999	Ismail, Raghib	80	1,097	13.7	76t	6	12/8
2000	McKnight, James	52	926	17.8	48	2	61/31
2001	Ismail, Raghib	53	834	15.7	80t	2	54/24
2002	Galloway, Joey	61	908	14.9	80t	6	39/18

\* Rookie



RECORDS

**THE RECORDS****PUNTING**

Year	Player	No.	Yards	Avg.	TB	IN20	Long	Had Blk	NFL/NFC	
									NET	Rank
1960	Sherer, Dave	57	2,420	42.5	4	15	67	0	39.5	7
1961	*Green, Allen	60	2,236	37.3	3	6	53	1	32.5	14
1962	Baker, Sam	57	2,589	45.4	4	13	72	0	40.7	3
1963	Baker, Sam	71	3,138	44.2	4	13	64	0	40.6	7
1964	*Lothridge, Billy	62	2,501	40.3	5	17	75	0	38.1	15
1965	Villanueva, Danny	60	2,505	41.8	8	11	58	0	37.9	10
1966	Villanueva, Danny	64	2,551	39.9	3	14	58	1	36.7	13
1967	Villanueva, Danny	67	2,707	40.4	4	9	57	0	35.2	9
1968	Widby, Ron	59	2,415	40.9	7	17	84	0	36.4	5
1969	Widby, Ron	63	2,729	43.3	4	9	62	0	37.2	2
1970	Widby, Ron	68	2,847	41.9	6	10	59	1	35.4	10/2
1971	Widby, Ron	55	2,329	42.3	6	8	59	1	35.3	8/3
1972	*Bateman, Marv	51	1,949	38.2	3	4	61	0	36.2	24/13
1973	Bateman, Marv	53	2,290	43.2	5	14	62	2	37.1	11/7
1974	*Carrell, Duane	40	1,591	39.8	5	15	59	0	31.4	11/5
1975	*Hoopes, Mitch	67	2,676	39.9	8	15	55	1	33.2	16/9
1976	White, Danny	70	2,690	38.4	12	13	54	2	30.5	20/9
1977	White, Danny	80	3,171	39.6	10	25	57	1	33.2	12/8
1978	White, Danny	76	3,076	40.5	11	16	56	1	33.1	8/5
1979	White, Danny	76	3,168	41.7	9	21	73	0	36.0	4/2
1980	White, Danny	71	2,903	40.9	11	17	58	0	34.9	10/5
1981	White, Danny	81	3,284	40.8	7	19	60	0	36.0	14/8
1982	White, Danny	37	1,542	41.7	2	6	56	0	37.4	8/5
1983	White, Danny	38	1,543	40.6	3	6	50	1	32.9	DNQ
1984	White, Danny	82	3,151	38.4	8	21	54	0	34.6	28/14
1985	Saxon, Mike	81	3,396	41.9	10	20	57	1	35.5	13/8
1986	Saxon, Mike	86	3,498	40.7	10	28	58	1	34.5	15/9
1987	Saxon, Mike	68	2,685	39.5	5	20	63	0	34.2	20/10
1988	Saxon, Mike	80	3,271	40.9	15	24	55	0	34.2	10/4
1989	Saxon, Mike	79	3,233	40.9	6	19	56	2	34.3	10/6
1990	Saxon, Mike	79	3,413	43.2	8	20	62	0	35.6	4/2
1991	Saxon, Mike	57	2,426	42.6	5	16	64	0	36.8	11/6
1992	Saxon, Mike	61	2,620	43.0	9	19	58	0	33.5	9/5
1993	*Jett, John	56	2,342	41.8	3	22	59	0	37.7	21/10
1994	Jett, John	70	2,935	41.9	4	26	58	0	35.4	14/6
1995	Jett, John	53	2,166	40.9	6	17	58	0	34.5	24/12
1996	Jett, John	74	3,150	42.6	9	22	60	0	36.8	18/8
1997	*Gowin, Toby	86	3,592	41.8	9	26	72	0	35.4	27/13
1998	Gowin, Toby	77	3,342	43.4	14	31	65	1	36.6	17/7
1999	Gowin, Toby	81	3,500	43.2	10	24	64	0	35.1	7/2
2000	*Knorr, Micah	58	2,485	42.8	8	12	60	0	35.8	11/4
2001	Knorr, Micah	78	3,135	40.2	6	25	57	3	31.1	27/15
2002	Knorr, Micah	47	1,928	41.0	4	11	56	0	35.1	21/12

**SCORING**

Year	Player	TD	PAT	TWO PT		FG	Tot.	NFL/NFC	
								Rank	
1960	Cone, Fred	0	21	-	-	6	39	27	
1961	Clarke, Frank	9	0	-	-	0	54	22	
1962	Baker, Sam	0	50	-	-	14	92	6	
1963	Baker, Sam	0	38	-	-	9	65	14	
1964	*Van Raaphorst, Dick	0	28	-	-	14	70	13	
1965	Villanueva, Danny	0	37	-	-	16	85	10	
1966	Villanueva, Danny	0	56	-	-	17	107	2	
1967	Hayes, Bob	11	0	-	-	0	66	16	
	Reeves, Dan	11	0	-	-	0	66		
1968	Clark, Mike	0	54	-	-	17	105	2	
1969	Clark, Mike	0	43	-	-	20	103	2	
1970	Clark, Mike	0	35	-	-	18	89	12/8	
1971	Clark, Mike	0	47	-	-	13	86	13/7	
1972	Fritsch, Toni	0	36	-	-	21	99	7/3	
1973	Fritsch, Toni	0	43	-	-	18	97	11/7	
1974	*Herrera, Efren	0	33	-	-	8	57	26/9	
1975	Fritsch, Toni	0	38	-	-	22	104	3/2	
1976	Herrera, Efren	0	34	-	-	18	88	6/4	
1977	Herrera, Efren	0	39	-	-	18	93	3/2	
1978	Septien, Rafael	0	46	-	-	16	94	5/2	
1979	Septien, Rafael	0	40	-	-	19	97	8/3	
1980	Septien, Rafael	0	59	-	-	11	92	13/6	
1981	Septien, Rafael	0	40	-	-	27	121	1/1	
1982	Septien, Rafael	0	28	-	-	10	58	11/5	
1983	Septien, Rafael	0	57	-	-	22	123	5/5	
1984	Septien, Rafael	0	33	-	-	23	102	13/6	
1985	Septien, Rafael	0	42	-	-	19	99	17/8	
1986	Septien, Rafael	0	43	-	-	15	88	20/9	

\* Rookie



**THE RECORDS**

**SCORING (cont.)**

Year	Player	TD	PAT	TWO PT	FG	Tot.	NFL/NFC Rank
1987	Ruzek, Roger	0	26	-	22	92	5/3
1988	Ruzek, Roger	0	27	-	12	63	36/17
1989	Ruzek, Roger	0	14	-	5	29	DNQ
1990	*Willis, Ken	0	26	-	18	80	25/13
1991	Willis, Ken	0	37	-	27	118	3/2
1992	*Elliott, Lin	0	47	-	24	119	4/3
1993	Murray, Eddie	0	38	-	28	122	6/3
1994	Smith, Emmitt	22	0	-	0	132	2/1
1995	Smith, Emmitt	25	0	0	0	150	1/1
1996	Boniol, Chris	0	24	0	32	120	6/4
1997	Cunningham, Richie	0	24	0	34	126	2/1
1998	Cunningham, Richie	0	40	0	29	127	5/3
1999	Smith, Emmitt	13	0	0	0	78	31/15
2000	*Seder, Tim	1	27	0	25	108	14/7
2001	Seder, Tim	1	12	0	11	51	53/23
2002	*Cundiff, Billy	0	25	0	12	61	43/20

**FIELD GOALS**

Year	Player	Att.	Made	Pct.	Long	NFL/NFC Rank
1960	Cone, Fred	13	6	.462	45	12
1961	Bielski, Dick	9	6	.667	42	13
1962	Baker, Sam	27	14	.519	53	3
1963	Baker, Sam	20	9	.450	53	12
1964	*Van Raaphorst, Dick	29	14	.483	43	8
1965	Villaneuva, Danny	27	16	.593	41	7
1966	Villaneuva, Danny	31	17	.548	37	8
1967	Villaneuva, Danny	23	9	.391	34	14
1968	Clark, Mike	29	17	.586	50	7
1969	Clark, Mike	36	20	.555	47	5
1970	Clark, Mike	27	18	.667	43	7/4
1971	Clark, Mike	25	13	.520	48	19/9
1972	Fritsch, Toni	36	21	.583	54	18/8
1973	Fritsch, Toni	28	18	.643	37	12/4
1974	*Herrera, Efrén	13	6	.615	39	11/5
1975	Fritsch, Toni	35	22	.629	43	14/8
1976	Herrera, Efrén	23	18	.783	46	1/1
1977	Herrera, Efrén	29	18	.621	52	12/1
1978	Septien, Rafael	26	16	.615	48	17/9
1979	Septien, Rafael	29	19	.655	51	9/4
1980	Septien, Rafael	17	11	.647	52	13/7
1981	Septien, Rafael	35	27	.771	47	4/3
1982	Septien, Rafael	14	10	.714	53	13/6
1983	Septien, Rafael	27	22	.815	47	7/3
1984	Septien, Rafael	29	23	.793	52	4/3
1985	Septien, Rafael	28	19	.679	53	18/9
1986	Septien, Rafael	21	15	.714	50	11/5
1987	Ruzek, Roger	25	22	.880	49	2/1
1988	Ruzek, Roger	22	12	.546	50	25/14
1989	Zendejas, Luis	9	5	.556	47	DNQ
1990	*Willis, Ken	25	18	.720	49	17/8
1991	Willis, Ken	39	27	.692	54	21/11
1992	*Elliott, Lin	35	24	.686	53	18/10
1993	Murray, Eddie	33	28	.848	52	5/3
1994	*Boniol, Chris	29	22	.759	47	18/6
1995	Boniol, Chris	28	27	.964	45	1/1
1996	Boniol, Chris	36	32	.889	52	1/2
1997	Cunningham, Richie	37	34	.919	53	2/1
1998	Cunningham, Richie	35	29	.829	54	11/5
1999	Cunningham, Richie	22	12	.545	47	30/15
2000	*Seder, Tim	33	25	.758	48	20/11
2001	Hilbert, Jon	15	11	.733	43	31/15
	Seder, Tim	17	11	.647	46	
2002	*Cundiff, Billy	19	12	.632	48	30/15

**KICKOFF RETURNS**

Year	Player	No.	Yds.	Avg.	Long	TD	NFL/NFC Rank
1960	Franckhauser, Tom	25	509	19.8	46	0	19
1961	*Marsh, Amos	26	667	25.7	79	0	13
1962	Marsh, Amos	29	725	25.0	1011	1	10
1963	*Stiger, Jim	18	432	24.0	66	0	12
1964	*Rentro, Mel	40	1,017	25.4	65	0	7

\* Rookie



KICKOFF RETURNS (cont.)

Year	Player	No.	Yds.	Avg.	Long	TD	NFL/NFC
							Rank
1965	Renfro, Mel	21	630	30.0	100t	1	4
1966	Renfro, Mel	19	487	25.6	87t	1	9
1967	Garrison, Walt	20	366	18.3	36	0	23
1968	Baynham, Craig	23	590	25.7	40	0	7
1969	*Flowers, Richmond	11	283	25.7	30	0	29
1970	*Thomas, Duane	19	416	21.9	33	0	23/10
1971	Harris, Cliff	29	823	28.4	77	0	4/4
1972	Harris, Cliff	26	615	23.7	44	0	23/11
1973	Montgomery, Mike	6	175	29.2	63	0	DNQ
1974	*Morgan, Dennis	35	823	23.5	43	0	21/11
1975	Pearson, Preston	16	391	24.4	42	0	13/7
1976	*Johnson, Butch	28	693	24.8	74	0	11/5
1977	Johnson, Butch	22	536	24.4	64	0	9/5
1978	Johnson, Butch	29	603	20.8	56	0	27/12
1979	*Springs, Ron	38	780	20.5	70	0	25/12
1980	*Jones, James	32	720	22.5	41	0	11/6
1981	Jones, James	27	517	19.1	33	0	36/17
1982	Fellows, Ron	16	359	22.4	35	0	16/9
1983	Fellows, Ron	43	855	19.9	53	0	26/12
1984	Allen, Gary	33	666	20.2	34	0	24/11
1985	*Lavette, Robert	34	682	20.1	34	0	27/13
1986	Lavette, Robert	36	699	19.4	37	0	27/12
1987	Clack, Darryl	29	635	21.9	48	0	9/7
1988	Burbage, Cornell	20	448	22.4	53	0	9/2
1989	*Dixon, James	47	1,181	25.1	97t	1	5/2
1990	Dixon, James	36	736	20.4	47	0	13/7
1991	Wright, Alexander	21	514	24.5	102t	1	3/2
1992	Martin, Kelvin	24	503	21.0	59	0	13/10
1993	*Williams, Kevin	31	689	22.2	49	0	8/6
1994	Williams, Kevin	43	1,148	26.7	87t	1	4/3
1995	Williams, Kevin	49	1,108	22.6	43	0	16/6
1996	Walker, Herschel	27	779	28.9	89	0	2/2
1997	Walker, Herschel	50	1,167	23.3	49	0	16/10
1998	Mathis, Kevin	25	621	24.8	42	0	13/6
1999	Tucker, Jason	22	613	27.9	79	0	2/2
2000	Tucker, Jason	51	1,099	21.5	90	0	27/13
2001	Swinton, Reggie	56	1,327	23.7	77	0	9/7
2002	Swinton, Reggie	28	697	24.9	100t	1	10/6

PUNT RETURNS

Year	Player	No.	Yds.	Avg.	Long	TD	NFL/NFC
							Rank
1960	Butler, Bill	13	131	10.1	46	0	2
1961	*Marsh, Amos	14	71	5.1	19	0	14
1962	Lockett, J.W.	8	45	5.6	17	0	14
1963	*Stiger, Jim	14	141	10.1	45	0	6
1964	*Renfro, Mel	32	418	13.1	69t	1	3
1965	Renfro, Mel	24	145	6.0	35	0	9
1966	Hayes, Bob	17	106	6.2	18	0	7
1967	Hayes, Bob	24	276	11.5	69t	1	2
1968	Hayes, Bob	15	312	20.8	90t	2	1
1969	Hayes, Bob	18	179	9.9	50	0	3
1970	Hayes, Bob	15	116	7.7	34	0	20/7
1971	Harris, Cliff	17	129	7.6	35	0	11/4
1972	Harris, Cliff	19	78	4.1	21	0	21/11
1973	*Richards, Golden	21	139	6.6	46	0	23/10
1974	*Morgan, Dennis	19	287	15.1	98t	1	3/2
1975	*Richards, Golden	28	288	10.3	43t	1	12/5
1976	*Johnson, Butch	45	489	10.9	55	0	8/4
1977	Johnson, Butch	50	423	8.5	38	0	20/7
1978	Johnson, Butch	51	401	7.9	23	0	18/9
1979	*Wilson, Steve	35	236	6.8	13	0	20/7
1980	*Jones, James	54	548	10.1	52	0	5/4
1981	Jones, James	33	188	5.7	17	0	28/14
1982	Fellows, Ron	25	189	7.6	17	0	18/8
1983	Hill, Rod	30	232	7.7	37	0	20/10
1984	Allen, Gary	54	446	8.3	18	0	16/8
1985	Bates, Bill	22	152	6.9	21	0	20/8
1986	Banks, Gordon	27	160	5.9	20	0	22/11
1987	*Martin, Kelvin	22	216	9.8	38	0	12/7
1988	Martin, Kelvin	44	360	8.2	21	0	17/7
1989	Shepard, Derrick	24	160	6.7	17	0	-
1990	Shepard, Derrick	20	121	6.1	13	0	20/13
1992	Martin, Kelvin	42	532	12.7	79t	2	2/2
1991	Martin, Kelvin	21	244	11.6	85t	1	3/3
1993	*Williams, Kevin	36	381	10.6	64t	2	8/3

\* Rookie



THE RECORDS

PUNT RETURNS (cont.)

Year	Player	No.	Yds.	Avg.	Long	TD	NFL/NFC Rank
1994	Williams, Kevin	39	349	8.9	83t	1	13/6
1995	Williams, Kevin	18	166	9.2	30	0	DNQ
1996	Martin, Kelvin	41	373	9.1	22	0	16/7
1997	Sanders, Deion	33	407	12.3	83t	1	5/3
1998	Sanders, Deion	24	375	15.6	69t	2	1/1
1999	Sanders, Deion	30	344	11.5	76	1	7/4
2000	McCarthy, Wane	30	353	11.8	64t	2	8/3
2001	Swinton, Reggie	31	414	13.4	65t	1	3/2
2002	Galloway, Joey	15	181	12.1	71	0	DNQ

INTERCEPTIONS

Year	Player	No.	Yds.	Avg.	Long	TD	NFL/NFC Rank
1960	Bishop, Don	3	13	4.3	13	0	25
	Franckhauser, Tom	3	11	3.7	9	0	0
1961	Bishop, Don	8	172	21.5	57	0	2
1962	Bishop, Don	6	134	22.3	44	0	9
1963	Green, Cornell	7	211	30.1	55	0	6
1964	*Renfro, Mel	7	110	15.7	39t	1	4
1965	Green, Cornell	3	49	16.3	43	0	27
	Livingston, Warren	3	5	1.7	5	0	0
	*Logan, Obert	3	5	1.7	3	0	0
1966	Green, Cornell	4	88	22.0	41	1	21
1967	Green, Cornell	7	52	7.4	28	0	7
	Renfro, Mel	7	38	5.4	30	0	0
1968	Howley, Chuck	6	115	19.2	58	1	11
1969	Renfro, Mel	10	118	11.8	41	0	1
1970	*Waters, Charlie	5	45	9.0	20	0	16/9
1971	Adderley, Herb	6	182	30.3	46	0	9/4
1972	Waters, Charlie	6	132	22.0	56	1	7/3
1973	Jordan, Lee Roy	6	78	13.0	31t	1	4/2
1974	Harris, Cliff	3	8	2.7	8	0	42/20
1975	Jordan, Lee Roy	6	80	13.3	38	0	7/4
1976	Washington, Mark	4	49	12.3	22	0	24/11
1977	Harris, Cliff	5	7	1.4	7	0	16/7
1978	Barnes, Benny	5	72	14.4	38	0	25/14
1979	Hughes, Randy	2	91	45.5	68	0	93/45
	Harris, Cliff	2	35	17.5	20	0	0
	Barnes, Benny	2	20	10.0	11	0	0
	Lewis, D.D.	2	8	4.0	5	0	0
	Kyle, Aaron	2	0	0.0	0	0	0
1980	Thurman, Dennis	5	114	22.8	78t	1	24/10
	Waters, Charlie	5	78	15.6	29	0	0
1981	*Walls, Everson	11	133	12.1	33	0	1/1
1982	Walls, Everson	7	61	8.7	37	0	1/1
1983	Thurman, Dennis	6	49	8.2	34	0	15/8
1984	Downs, Michael	7	126	18.0	27t	1	4/2
1985	Walls, Everson	9	31	3.4	19	0	1/1
1986	Downs, Michael	6	54	9.0	31	0	11/7
1987	Walls, Everson	5	38	7.6	30	0	7/4
1988	Williams, Robert	2	18	9.0	12	0	81/47
	Downs, Michael	2	3	1.5	3	0	0
	Walls, Everson	2	0	0.0	0	0	0
1989	Lockhart, Eugene	2	14	7.0	12	0	81/41
1990	Holt, Issiac	3	72	24.0	64t	1	33/17
	Washington, James	3	24	8.0	13	0	0
1991	Holt, Issiac	4	2	0.5	2	0	23/13
1992	Washington, James	3	31	10.3	16	0	43/20
	Gant, Kenneth	3	19	6.3	11	0	0
1993	Smith, Kevin	6	56	9.3	32t	1	7/2
1994	Woodson, Darren	5	140	28.0	94t	1	10/5
	Washington, James	5	43	8.6	25	0	0
1995	Brown, Larry	6	124	20.7	65t	2	5/4
	Marion, Brock	6	40	6.7	32t	1	0
1996	Smith, Kevin	5	45	9.0	24	0	11/6
	Woodson, Darren	5	43	8.6	21	0	0
1997	Sanders, Deion	2	81	40.5	50t	1	51/34
	*Stoutmire, Omar	2	8	4.0	8	0	0
1998	Sanders, Deion	5	153	30.6	71t	1	14/5
1999	Coakley, Dexter	4	119	29.8	46t	1	25/12
2000	Sparks, Phillippi	5	59	11.8	43	0	17/9
2001	Woodson, Darren	3	11	3.7	6	0	35/21
2002	*Williams, Roy	5	90	18.0	85t	2	10/4
	*Ross, Derek	5	17	3.4	12	0	0

\* Rookie

TACKLES

Year	Player	Solo	Assists	Total
1979	Breunig, Bob	81	- 86	- 167
1980	Breunig, Bob	69	- 60	- 129
1981	Breunig, Bob	63	- 51	- 114
1982	Downs, Michael	49	- 21	- 70
1983	Breunig, Bob	69	- 57	- 126
1984	Downs, Michael	96	- 40	- 136
1985	Lockhart, Eugene	69	- 59	- 128
1986	Lockhart, Eugene	77	- 44	- 121
1987	Downs, Michael	58	- 28	- 86
1988	Bates, Bill	85	- 39	- 124
1989	Lockhart, Eugene	154	- 68	- 222
1990	Lockhart, Eugene	72	- 67	- 139
1991	Del Rio, Jack	77	- 53	- 130
1992	Norton, Ken	64	- 56	- 120
1993	Norton, Ken	93	- 66	- 159
1994	Jones, Robert	83	- 79	- 162
1995	Woodson, Darren	90	- 54	- 144
1996	Strickland, Fred	87	- 66	- 153
1997	Marion, Brock	92	- 66	- 158
1998	Woodson, Darren	74	- 62	- 136
1999	Godfrey, Randall	95	- 48	- 143
2000	Hambrick, Darren	78	- 76	- 154
2001	Nguyen, Dat	104	- 68	- 172
2002	Coakley, Dexter	99	- 74	- 173

SACKS

Year	Player	Sacks
1960	Gonzaga, John	2.0
1961	Borden, Nate	3.0
	Howley, Chuck	3.0
	Lilly, Bob	3.0
1962	Lilly, Bob	10.0
1963	Lilly, Bob	5.0
1964	Andrie, George	12.5
1965	Andrie, George	14.5
1966	Andrie, George	18.5
1967	Andrie, George	11.5
1968	Pugh, Jethro	15.5
1969	Pugh, Jethro	13.0
1970	Pugh, Jethro	13.5
1971	Pugh, Jethro	13.0
1972	Pugh, Jethro	7.5
1973	Toornay, Pat	10.5
1974	Martin, Harvey	7.5
1975	Martin, Harvey	9.5
1976	Martin, Harvey	14.5
1977	Martin, Harvey	23.0
1978	White, Randy	16.0
1979	Martin, Harvey	8.5
1980	Martin, Harvey	12.0
1981	Jones, Ed	9.5
1982	Martin, Harvey	8.0
1983	White, Randy	12.5
1984	White, Randy	12.5
1985	Jones, Ed	13.0
1986	Jeffcoat, Jeff	14.0
1987	Jones, Ed	10.0
1988	Cobb, Reggie	7.5
	Noonan, Danny	7.5
1989	Jeffcoat, Jim	11.5
1990	Stubbs, Daniel	7.5
	Jones, Jimmie	7.5
1991	Tolbert, Tony	7.0
1992	Jeffcoat, Jim	10.5
1993	Tolbert, Tony	7.5
1994	Haley, Charles	12.5
1995	Haley, Charles	10.5
1996	Tolbert, Tony	12.0
1997	Carver, Shante	6.0
1998	Pittman, Kavika	6.0
1999	Ellis, Greg	7.5
2000	Ekuban, Ebenezer	6.5
2001	Ellis, Greg	6.0
2002	Ellis, Greg	7.5

Largest Margin

VICTORY

- 49 pts, (56-7) vs. Philadelphia, Oct. 9, 1966
- 46 pts, (59-13) @ Detroit, Sept. 15, 1968
- 45 pts, (52-7) vs. N.Y. Giants, Sept. 18, 1966
- 45 pts, (59-14) vs. San Fran., Oct. 12, 1980
- 44 pts, (51-7) vs. Seattle, Nov. 27, 1980
- 42 pts, (52-10) vs. Houston, Dec. 20, 1970
- 42 pts, (52-10) vs. N.Y. Jets, Dec. 4, 1971
- 41 pts, (48-7) vs. Arizona, Oct. 22, 2000
- 38 pts, (38-0) @ Baltimore, Sept. 4, 1978
- 37 pts, (40-3) @ New Orleans, Sept. 24, 1973
- 37 pts, (37-0) vs. Detroit, Oct. 30, 1977

DEFEAT

- 44 pts, (44-0) vs. Chicago, Nov. 17, 1985
- 41 pts, (48-7) vs. Cleveland, Oct. 16, 1960
- 41 pts, (54-13) @ Minnesota, Oct. 18, 1970
- 40 pts, (43-3) vs. Minnesota, Nov. 13, 1988
- 38 pts, (45-7) vs. Baltimore, Oct. 30, 1960
- 38 pts, (38-0) vs. St. Louis, Nov. 16, 1970
- 36 pts, (43-7) vs. Philadelphia, Oct. 22, 1961
- 34 pts, (41-7) @ Green Bay, Nov. 13, 1960
- 33 pts, (36-3) vs. Philadelphia, Nov. 18, 2001
- 32 pts, (52-20) @ St. Louis, Dec. 9, 1962
- 32 pts, (42-10) @ Cleveland, Nov. 2, 1969

RECORDS

Temperature at Kickoff

COWBOYS WARMEST GAMES

DATE	TEAM	W/L	SCORE	TEMP.
9/3/00	Philadelphia	L	14-41	109°
9/7/97	@ Arizona	L	22-25	101°
9/10/00	@ Arizona	L	31-32	100°
9/20/92	Phoenix	W	31-20	99°
9/13/81	St. Louis	W	30-17	98°
9/12/88	@ Phoenix	W	17-14	98°
9/12/93	Buffalo	L	10-13	97°
9/6/98	Arizona	W	38-10	97°
9/16/90	N.Y. Giants	L	7-28	96°
9/21/80	Tampa Bay	W	28-17	95°
9/15/97	Philadelphia	W	21-20	95°

Playoffs

1/14/96	Green Bay	W	38-27	72°
12/19/76	L.A. Rams	L	12-14	71°
1/21/79	*Pittsburgh	L	31-35	71°
1/17/71	*Baltimore	L	13-16	70°
* @ Miami				

COWBOYS COLDEST GAMES

DATE	TEAM	W/L	SCORE	TEMP.
12/15/63	@ St. Louis	W	28-24	16°
12/6/92	@ Denver	W	31-27	19°
12/10/95	@ Phila.	L	17-20	19°
12/16/89	@ N.Y. Giants	L	0-15	20°
12/15/68	@ N.Y. Giants	W	28-10	21°
12/11/60	@ Detroit	L	14-23	22°
12/16/73	@ St. Louis	W	30-3	22°
11/23/97	@ Green Bay	L	17-45	22°
12/19/81	@ N.Y. Giants	L	10-13	25°
12/9/61	@ St. Louis	L	20-52	26°
12/21/75	@ N.Y. Jets	W	31-21	28°

Coldest regular season home game:

11/25/93	Miami	L	14-16	32°
----------	-------	---	-------	-----

Playoffs

12/31/67	@ Green Bay	L	17-21	-13°
1/11/81	@ Philadelphia	L	7-20	16°
1/7/96	Philadelphia	W	30-11	26°
12/28/75	@ Minnesota	W	17-14	27°
12/26/83	L.A. Rams	L	17-27	27°



## Cowboys Individual Records

1960 — 12 games; 1961-77 — 14 games; 1978-2002 — 16 games.

NOTE: The 1982 regular season was reduced to nine games and the 1987 season to 15 games due to players' strikes.

## SERVICE

## Most Seasons

- 15 Ed Jones, 1974-78, 1980-89
- 15 Bill Bates, 1983-97
- 15 Mark Tuinei, 1983-97
- 14 Bob Lilly, 1961-74
- 14 Lee Roy Jordan, 1963-76
- 14 Mel Renfro, 1964-77
- 14 Jethro Pugh, 1965-78
- 14 Randy White, 1975-88
- 14 Tom Rafferty, 1976-89

## Most Games Played

- 224 Ed Jones, 1974-78, 1980-89
- 217 Bill Bates, 1983-97
- 209 Randy White, 1975-88

## Most Consecutive Games Played

- 196 Bob Lilly, 1961-74
- 176 Dale Hellestrae, 1990-2000
- 168 Cornell Green, 1962-74

## Most Games Started

- 203 Ed Jones, 1974-78, 1980-89
- 199 Emmitt Smith, 1990-2002
- 194 Bob Lilly, 1961-74

## Most Consecutive Games Started

- 154 Lee Roy Jordan, 1966-76
- 145 Cornell Green, 1964-74
- 135 Bob Lilly, 1965-74
- 135 D.D. Lewis, 1972-81

## SCORING

## Most Seasons Leading Team

- 9 Rafael Septien, 1978-86
- 4 Mike Clark, 1968-71
- 3 Roger Ruzek, 1987-89
- 3 Emmitt Smith, 1994-95, 1999

## Most Consecutive Seasons Leading Team

- 9 Rafael Septien, 1978-86
- 4 Mike Clark, 1968-71
- 3 Roger Ruzek, 1987-89

## POINTS

## Career

- 966 Emmitt Smith, 1990-2002 (164-td, 1-2pt)
- 874 Rafael Septien, 1978-86 (388-pat, 162-fg)
- 516 Tony Dorsett, 1977-87 (86-td)

## Season

- 150 Emmitt Smith, 1995 (25-td)
- 132 Emmitt Smith, 1994 (22-td)
- 127 Chris Boniol, 1995 (46-pat, 27-fg)
- 127 Richie Cunningham, 1998 (40-pat, 29-fg)

## Most Seasons, 100 or More Points

- 3 Rafael Septien, 1981, 1983-84
- 3 Emmitt Smith, 1992, 1994-95
- 3 Chris Boniol, 1994-96
- 2 Mike Clark, 1968-69
- 2 Richie Cunningham, 1997-98

## Season, Rookie

- 119 Lin Elliott, 1992 (47-pat, 24-fg)
- 114 Chris Boniol, 1994 (48-pat, 22-fg)
- 108 Tim Seder, 2000 (27-pat, 25-fg, 1-TD)

## Game

- 24 Dan Reeves, vs. Atlanta, 11/5/67 (4 TDs)
- 24 Bob Hayes, vs. Houston, 12/20/70 (4 TDs)
- 24 Calvin Hill, @ Buffalo, 9/19/71 (4 TDs)
- 24 Duane Thomas, vs. St. Louis, 12/18/71 (4 TDs)
- 24 Emmitt Smith, vs. Phoenix, 12/16/90 (4 TDs)
- 24 Emmitt Smith, @ N.Y. Giants, 9/4/95 (4 TDs)

## Game, Opponent

- 24 Dick James, @ Washington, 12/17/61
- 24 Harold Jackson, @ Rams, 10/14/73
- 24 Sterling Sharpe, vs. Green Bay, 11/24/94

## Most Consecutive Games Scoring

- 111 Rafael Septien, 1978-85
- 48 Chris Boniol, 1994-96
- 44 Richie Cunningham, 1997-99

## TOUCHDOWNS

## Most Seasons Leading Team

- 11 Emmitt Smith, 1990-96, 1998-2001
- 7 Tony Dorsett, 1977-78, 1980, 1982-85
- 4 Bob Hayes, 1965, 1967-68, 1970
- 4 Herschel Walker, 1986-89

## Most Consecutive Seasons Leading Team

- 7 Emmitt Smith, 1990-96
- 4 Tony Dorsett, 1982-85
- 4 Herschel Walker, 1986-89
- 4 Emmitt Smith, 1998-2001

## Career

- 164 Emmitt Smith, 1990-2002 (153-r, 11-p)
- 86 Tony Dorsett, 1977-87 (72-r, 13-p, 1-ret.)
- 76 Bob Hayes, 1965-74 (2-r, 71-p, 3-ret.)

## Season

- 25 Emmitt Smith, 1995 (25-r)
- 22 Emmitt Smith, 1994 (21-r, 1-p)
- 19 Emmitt Smith, 1992 (18-r, 1p)

## Season, Rookie

- 13 Bob Hayes, 1965 (1-r, 12-p)
- 13 Tony Dorsett, 1977 (12-r, 1-p)
- 11 Emmitt Smith, 1990 (11-r)

## Game

- 4 Dan Reeves, vs. Atlanta, 11/5/67 (2-r, 2-p)
- 4 Bob Hayes, vs. Houston, 12/20/70 (4-p)
- 4 Calvin Hill, @ Buffalo, 9/19/71 (4-r)
- 4 Duane Thomas, vs. St. Louis, 12/18/71 (3-r, 1-p)
- 4 Emmitt Smith, vs. Phoenix, 12/16/90 (4-r)
- 4 Emmitt Smith, @ N.Y. Giants, 9/4/95 (4-r)

## Game, Opponent

- 4 Dick James, @ Wash., 12/17/61 (3-r, 1-p)
- 4 Harold Jackson, @ Rams, 10/14/73 (4-p)
- 4 Sterling Sharpe, vs. Green Bay, 11/24/94 (4-p)

## Most Consecutive Games Scoring Touchdown

- 11 Emmitt Smith, 1994-95
- 11 Emmitt Smith, 1995
- 9 Emmitt Smith, 1993-94
- 9 Emmitt Smith, 1998-99

## POINTS AFTER TOUCHDOWN

## Most Attempted, Career

- 398 Rafael Septien, 1978-86
- 182 Mike Clark, 1968-71, 1973
- 128 Danny Villanueva, 1965-67

## Most Attempted, Season

- 60 Rafael Septien, 1980
- 59 Rafael Septien, 1983
- 56 Danny Villanueva, 1966

## Most Attempted, Game

- 8 Danny Villanueva, vs. Philadelphia, 10/19/66
- 8 Mike Clark, vs. Detroit, 9/15/68
- 8 Rafael Septien, vs. San Francisco, 10/12/80

## Most Attempted Game, Opponent

- 7 Gerry Perry, @ St. Louis, 12/9/62
- 6 Ten times, last by Jason Elam, @ Denver, 9/13/98

## Most Made, Career

- 388 Rafael Septien, 1978-86
- 180 Mike Clark, 1968-71, 1973
- 125 Danny Villanueva, 1965-67

## Most Made, Season

- 59 Rafael Septien, 1980
- 57 Rafael Septien, 1983
- 56 Danny Villanueva, 1966

## Most Made, Game

- 8 Rafael Septien, vs. San Francisco, 10/12/80
- 8 Mike Clark, vs. Detroit, 9/15/68
- 8 Danny Villanueva, vs. Philadelphia, 10/19/66

## Most Made, Game, Opponent

- 7 Gerry Perry, @ St. Louis, 12/9/62
- 6 Ten times, last by Jason Elam, @ Denver, 9/13/98

## Most Consecutive Made

- 100 Danny Villanueva, 1965-67
- 99 Mike Clark, 1969-1971
- 95 Richie Cunningham, 1997-99

## Highest Percentage Made, Career (200 made)

- 97.5 Rafael Septien (398-388)

**Most Made, No Misses, Season**

- 56 Danny Villanueva, 1966
- 54 Mike Clark, 1968
- 48 Chris Boniol, 1994

**FIELD GOALS****Most Attempted, Career**

- 226 Rafael Septien, 1978-88
- 119 Mike Clark, 1968-71, 1973
- 107 Toni Fritsch, 1971-73, 1975

**Most Attempted, Season**

- 39 Ken Willis, 1991
- 37 Richie Cunningham, 1997
- 36 Toni Fritsch, 1972
- 36 Mike Clark, 1969
- 36 Chris Boniol, 1996

**Most Attempted, Game**

- 7 Mike Clark, @ Chicago, 11/24/68
- 7 Chris Boniol, vs. Green Bay, 11/18/96
- 6 Toni Fritsch, vs. Rams, 9/21/75
- 6 Richie Cunningham, @ Arizona, 9/7/97
- 6 Tim Seder, vs. Cincinnati, 11/12/00

**Most Attempted, Opponent, Game**

- 7 Sam Baker, @ Philadelphia, 12/5/65
- 6 Tommy Davis, vs. San Francisco, 11/20/60
- 6 Chester Marcol, @ Green Bay, 10/1/72
- 6 Bill Gramatica, @ Arizona, 10/13/02

**Most Made, Career**

- 162 Rafael Septien, 1978-88
- 81 Chris Boniol, 1994-96
- 75 Richie Cunningham, 1997-99

**Most Made, Season**

- 34 Richie Cunningham, 1997
- 32 Chris Boniol, 1996
- 29 Richie Cunningham, 1998

**Most Made, Season, Rookie**

- 25 Tim Seder, 2000
- 24 Lin Elliott, 1992
- 22 Chris Boniol, 1994

**Most Made, Game**

- 7 Chris Boniol, vs. Green Bay, 11/18/96
- 5 Roger Ruzek, @ Rams, 12/21/87
- 5 Eddie Murray, vs. Green Bay, 10/3/93
- 5 Chris Boniol, vs. N.Y. Giants, 12/17/95
- 5 Richie Cunningham, @ Arizona, 9/7/97

**Most Made, Opponent, Game**

- 5 Morten Andersen, vs. Atlanta, 10/20/96
- 5 David Akers, vs. Philadelphia, 11/18/01
- 4 Many times, last by Jason Elam, vs. Denver, 11/22/01

**Most Made, No Misses, Game**

- 7 Chris Boniol, vs. Green Bay, 11/18/96
- 5 Roger Ruzek, @ Rams, 12/21/87
- 5 Eddie Murray, vs. Green Bay, 10/3/93
- 5 Chris Boniol, vs. N.Y. Giants, 12/17/95
- 5 Richie Cunningham, vs. Philadelphia, 9/15/97

**Most Made, One Half**

- 5 Chris Boniol, vs. Green Bay, 11/18/96
- 4 Roger Ruzek, vs. N.Y. Giants, 11/2/87
- 4 Richie Cunningham, @ Arizona, 9/7/97

**Most Made, One Quarter**

- 4 Roger Ruzek, vs. N.Y. Giants, 11/2/87

**Most Consecutive Field Goals Made**

- 27 Chris Boniol, 1996
- 26 Chris Boniol, 1995-96
- 18 Richie Cunningham, 1997

**Most Consecutive Games Made**

- 12 Richie Cunningham, 1997
- 11 Lin Elliott, 1992-93
- 11 Chris Boniol, 1995-96
- 10 Mike Clark, 1969-70
- 10 Toni Fritsch, 1972-73
- 10 Toni Fritsch, 1975

**Longest Field Goal**

- 54 Toni Fritsch, @ N.Y. Giants, 9/24/72
- 54 Ken Willis, @ Cleveland, 9/1/91
- 54 Richie Cunningham, @ Denver, 9/13/98
- 53 Seven times, last by Richie Cunningham, @ Pittsburgh, 8/31/97

**Longest Field Goal, Opponent**

- 59 Tony Franklin, vs. Philadelphia, 11/12/79
- 55 Fred Steinfort, @ Denver, 9/14/80
- 55 Chip Lohmiller, @ Washington, 9/23/90

**Most Made, 50 or More Yards, Career**

- 8 Rafael Septien, 1978-86
- 4 Ken Willis, 1990-91

**Most Made, 50 or More Yards, Season**

- 4 Ken Willis, 1991
- 3 Lin Elliott, 1992
- 3 Eddie Murray, 1993

**Most Made, 50 or More Yards, Game**

- 2 Eddie Murray, @ Minnesota, 12/12/93

**Highest Field Goal Percentage, Career (100 made)**

- 71.7 Rafael Septien, 1978-86 (226-162)

**Highest Field Goal Percentage, Season (Qualifiers)**

- 96.4 Chris Boniol, 1995 (27-28)
- 91.9 Richie Cunningham, 1997 (34-37)
- 88.9 Chris Boniol, 1996 (32-36)

**Highest Field Goal Percentage, Season, Rookie****(Qualifiers)**

- 75.9 Chris Boniol, 1994 (22-29)
- 75.8 Tim Seder, 2000 (25-33)
- 72.0 Ken Willis, 1990 (18-25)

**SAFETIES****Most, Career**

- 2 Jethro Pugh, 1965-78
- 2 Benny Barnes, 1972-82
- 2 Harvey Martin, 1973-83

**Most, Season**

- 2 Benny Barnes, 1973

**Most, Game**

- 1 By many, last by Izell Reese, @ Carolina, 10/1/00

**RUSHING****Most Seasons Leading Team**

- 13 Emmitt Smith, 1990-2002
- 10 Tony Dorsett, 1977-86
- 7 Don Perkins, 1961-65, 1967-68

**Most Consecutive Seasons Leading Team**

- 13 Emmitt Smith, 1990-2002
- 10 Tony Dorsett, 1977-86
- 5 Don Perkins, 1961-65

**Most Consecutive Games Leading Team**

- 41 Emmitt Smith, 1994-96
- 32 Emmitt Smith, 1990-92
- 26 Herschel Walker, 1987-88

**ATTEMPTS****Career**

- 4,052 Emmitt Smith, 1990-2002
- 2,755 Tony Dorsett, 1977-87
- 1,500 Don Perkins, 1961-68

**Season**

- 377 Emmitt Smith, 1995
- 373 Emmitt Smith, 1992
- 368 Emmitt Smith, 1994

**Season, Rookie**

- 241 Emmitt Smith, 1990
- 208 Tony Dorsett, 1977
- 204 Calvin Hill, 1969

**Game**

- 35 Emmitt Smith, vs. N.Y. Giants, 11/7/94
- 34 Emmitt Smith, @ Washington, 11/24/91
- 32 7 times, last by Emmitt Smith, vs. Green Bay, 11/24/94

**Game Opponent**

- 40 Barry Sanders, vs. Detroit, 9/19/94
- 38 Walter Payton, vs. Chicago, 11/26/81
- 36 Charlie Garner, vs. San Francisco, 9/24/00

**YARDS GAINED****Career**

- 17,162 Emmitt Smith, 1990-2002
- 12,036 Tony Dorsett, 1977-87
- 6,217 Don Perkins, 1961-68

**Season**

- 1,773 Emmitt Smith, 1995
- 1,713 Emmitt Smith, 1992
- 1,646 Tony Dorsett, 1981
- 1,563 Emmitt Smith, 1991
- 1,514 Herschel Walker, 1988

**Season, Rookie**

- 1,007 Tony Dorsett, 1977
- 942 Calvin Hill, 1969
- 937 Emmitt Smith, 1990



**Game**

- 237 Emmitt Smith, @ Philadelphia, 10/31/93
- 206 Tony Dorsett, vs. Philadelphia, 12/4/77
- 183 Tony Dorsett, @ N.Y. Giants, 11/9/80

**Game, Rookie**

- 206 Tony Dorsett, vs. Philadelphia, 12/4/77
- 150 Calvin Hill, @ Washington, 11/16/69
- 141 Tony Dorsett, @ St. Louis, 10/9/77

**Game, Opponent**

- 232 Jim Brown, vs. Cleveland, 9/22/63
- 210 Warrick Dunn, @ Tampa Bay, 12/3/00
- 206 Greg Bell, @ Buffalo, 11/18/84

**Longest Run (All TDs)**

- 99 Tony Dorsett, @ Minnesota, 1/3/83
- 84 Herschel Walker, vs. Philadelphia, 12/14/86
- 84 Tony Dorsett, vs. Philadelphia, 12/4/77

**Longest Run, Opponent (All TDs)**

- 85 Greg Bell, @ Buffalo, 11/18/84
- 77 Keith Byars, vs. Miami, 11/25/93
- 76 O.J. Anderson, @ St. Louis, 9/2/79

**Most Seasons, 1,000 or More Yards**

- 11 Emmitt Smith, 1991-2001
- 8 Tony Dorsett, 1977-81, 1983-85
- 2 Calvin Hill, 1972-73

**Most Consecutive Seasons, 1,000 or More Yards**

- 11 Emmitt Smith, 1991-2001
- 5 Tony Dorsett, 1977-81
- 3 Tony Dorsett, 1983-85

**Most Games, 100 or More Yards, Career**

- 76 Emmitt Smith, 1990-2002
- 43 Tony Dorsett, 1977-87
- 16 Calvin Hill, 1969-74

**Most Games, 100 or More Yards, Season**

- 11 Emmitt Smith, 1995
- 9 Tony Dorsett, 1981
- 9 Emmitt Smith, 1999
- 8 Tony Dorsett, 1983
- 8 Emmitt Smith, 1991

**Most Consecutive Games, 100 or More Yards**

- 4 Tony Dorsett, 1979
- 4 Emmitt Smith, 1995
- 4 Emmitt Smith, 1995
- 3 seven times, last by Emmitt Smith, 2000

**AVERAGE GAIN****Career (750 att.)**

- 4.37 Tony Dorsett, 1977-87 (2,755-12,036)
- 4.32 Walt Garrison, 1966-74 (899-3,886)
- 4.30 Calvin Hill, 1969-74 (1,166-5,009)

**Season (Qualifiers)**

- 5.57 Amos Marsh, 1962 (144-802)
- 5.32 Duane Thomas, 1970 (151-803)
- 5.25 Emmitt Smith, 1993 (283-1,486)

**Game (10 att.)**

- 12.1 Walt Garrison, vs. Washington, 12/9/72 (10-121)
- 10.9 Amos Marsh, @ Washington, 11/4/62 (10-109)
- 10.8 Dan Reeves, vs. Washington, 12/11/66 (10-108)

**TOUCHDOWNS****Most Seasons Leading Team**

- 13 Emmitt Smith, 1990-2002
- 7 Tony Dorsett, 1977, 1979-80, 1982-85
- 6 Don Perkins, 1961-64, 1966-67

**Most Consecutive Seasons Leading Team**

- 13 Emmitt Smith, 1990-2002
- 4 Don Perkins, 1961-64
- 4 Tony Dorsett, 1982-85
- 4 Herschel Walker, 1986-89

**Career**

- 153 Emmitt Smith, 1990-2002
- 72 Tony Dorsett, 1977-87
- 42 Don Perkins, 1961-88

**Season**

- 25 Emmitt Smith, 1995
- 21 Emmitt Smith, 1994
- 18 Emmitt Smith, 1992

**Season, Rookie**

- 12 Tony Dorsett, 1977
- 11 Emmitt Smith, 1990

**Game**

- 4 Calvin Hill, @ Buffalo, 9/19/71
- 4 Emmitt Smith, vs. Phoenix, 12/16/90
- 4 Emmitt Smith, @ N.Y. Giants, 9/4/95

**Game, Opponent**

- 3 Jim Taylor, @ Green Bay, 11/13/60
- 3 Dick James, vs. Washington, 12/17/61
- 3 Cleveland Gary, @ Rams, 11/18/90
- 3 Terry Allen, @ Washington, 12/22/96
- 3 Terrell Davis, @ Denver, 9/13/98

**Most Consecutive Games Rushing for Touchdown**

- 11 Emmitt Smith, 1994-95
- 11 Emmitt Smith, 1995
- 7 Emmitt Smith, 1994

**PASSING****Most Seasons Leading Team**

- 12 Troy Aikman, 1989-2000
- 8 Roger Staubach, 1971, 1973-79
- 7 Danny White, 1980-85, 1987

**Most Consecutive Seasons Leading Team**

- 12 Troy Aikman, 1989-2000
- 7 Roger Staubach, 1973-79
- 6 Don Meredith, 1963-68
- 6 Danny White, 1980-85

**RATING****Highest, Career (1,500 att.)**

- 83.42 Roger Staubach, 1969-79
- 81.71 Danny White, 1976-88
- 81.62 Troy Aikman, 1989-2000

**Highest, Season (Qualifiers)**

- 104.8 Roger Staubach, 1971
- 99.0 Troy Aikman, 1993
- 94.6 Roger Staubach, 1973

**Highest, Rookie, Season (Qualifiers)**

- 66.3 Chad Hutchinson, 2002
- 55.7 Troy Aikman, 1989

**ATTEMPTS****Career**

- 4,715 Troy Aikman, 1989-2000
- 2,958 Roger Staubach, 1969-79
- 2,950 Danny White, 1976-88

**Season**

- 533 Danny White, 1983
- 518 Troy Aikman, 1997
- 473 Troy Aikman, 1992

**Season, Rookie**

- 293 Troy Aikman, 1989
- 250 Chad Hutchinson, 2002
- 219 Steve Walsh, 1989

**Game**

- 57 Troy Aikman, vs. Minnesota, 11/26/98
- 53 Troy Aikman, @ Cincinnati, 12/14/97
- 52 Troy Aikman, @ N.Y. Giants, 10/5/97

**Game, Opponent**

- 56 Warren Moon, @ Houston, 11/10/91
- 56 Jake Plummer, @ Arizona, 11/15/98
- 55 Jeff Garcia, vs. San Francisco, 12/8/02
- 54 Neil Lomax, vs. St. Louis, 12/27/87
- 54 Mark Rypien, vs. Washington, 11/22/90

**COMPLETIONS****Career**

- 2,898 Troy Aikman, 1989-2000
- 1,761 Danny White, 1976-88
- 1,685 Roger Staubach, 1969-79

**Season**

- 334 Danny White, 1983
- 302 Troy Aikman, 1992
- 296 Troy Aikman, 1996

**Season, Rookie**

- 155 Troy Aikman, 1989
- 127 Chad Hutchinson, 2002
- 110 Steve Walsh, 1989

**Game**

- 34 Troy Aikman, @ N.Y. Giants, 10/5/97
- 34 Troy Aikman, vs. Minnesota, 11/26/98
- 33 Gary Hogeboom, @ Rams, 9/3/84
- 33 Troy Aikman, @ Miami, 10/27/96

**Game, Opponent**

- 41 Warren Moon, @ Houston, 11/10/91
- 36 Jeff Garcia, vs. San Francisco, 12/8/02
- 31 Jake Plummer, @ Arizona, 11/15/98

**Consecutive Passes Completed**

- 14 Steve Pelluer, vs. Seattle, 11/27/86
- 14 Randall Cunningham, vs. Philadelphia (1), 9/3/00; @ Arizona (13), 9/10/00
- 13 Troy Aikman, @ Atlanta, 12/21/92
- 13 Troy Aikman, @ Oakland, 11/19/95
- 13 Troy Aikman, @ Arizona, 11/15/98
- 12 Roger Staubach, vs. Baltimore (11), 9/4/78; vs. N.Y. Giants (1), 9/10/78
- 12 Danny White, @ Philadelphia, 11/6/83
- 12 Troy Aikman, @ Green Bay, 10/6/91

**COMPLETION PERCENTAGE****Career (1,500 att.)**

- 61.5 Troy Aikman, 1989-2000 (4,715-2,898)
- 59.7 Danny White, 1976-88 (2,950-1,761)
- 57.0 Roger Staubach, 1969-79 (2,958-1,685)

**Season (Qualifiers)**

- 69.1 Troy Aikman, 1993 (271-392)
- 65.3 Troy Aikman, 1991 (363-237)
- 64.8 Troy Aikman, 1995 (432-280)

**Season, Rookie (Qualifiers)**

- 52.9 Troy Aikman, 1989 (293-155)
- 50.8 Chad Hutchinson, 2002 (250-127)

**Game (20 attempts)**

- 87.5 Danny White, @ Philadelphia, 11/6/83 (24-21)
- 85.7 Troy Aikman, @ Atlanta, 12/21/92 (21-18)
- 80.8 Troy Aikman, @ N.Y. Giants, 9/30/90 (26-21)

**YARDS GAINED****Career**

- 32,942 Troy Aikman, 1989-2000
- 22,700 Roger Staubach, 1969-79
- 21,959 Danny White, 1976-88

**Season**

- 3,980 Danny White, 1983
- 3,586 Roger Staubach, 1979
- 3,445 Troy Aikman, 1992

**Season, Rookie**

- 1,749 Troy Aikman, 1989
- 1,555 Chad Hutchinson, 2002
- 1,371 Steve Walsh, 1989

**Game**

- 460 Don Meredith, @ San Francisco, 11/10/63
- 455 Troy Aikman, vs. Minnesota, 11/26/98
- 406 Don Meredith, @ Washington, 11/13/66

**Game, Rookie**

- 379 Troy Aikman, @ Phoenix, 11/12/89
- 301 Chad Hutchinson, vs. Jacksonville, 11/24/02
- 294 Steve Walsh, vs. San Francisco, 10/15/89

**Game, Opponent**

- 466 Bill Wade, vs. Chicago, 11/18/62
- 465 Jake Plummer, @ Arizona, 11/15/98
- 432 Phil Simms, @ N.Y. Giants, 10/6/85
- 432 Warren Moon, @ Houston, 11/10/91

**Most Seasons, 3,000 or More Passing Yards**

- 5 Troy Aikman, 1992-93, 1995-97
- 4 Danny White, 1980-81, 1983, 1985
- 2 Roger Staubach, 1978-79

**Most Games, 300 or More Passing Yards, Career**

- 13 Troy Aikman, 1989-2000
- 10 Danny White, 1976-88
- 7 Don Meredith, 1960-68

**Most Games, 300 or More Passing Yards, Season**

- 3 Don Meredith, 1966
- 3 Roger Staubach, 1979
- 3 Danny White, 1983

**Most Consecutive Games, 300 or More Passing Yards**

- 2 Don Meredith, 1963

**Longest Pass Completion (All TDs except as noted)**

- 95 Don Meredith (to Hayes), vs. Wash., 11/13/66
- 91 Roger Staubach (to Dorsett), vs. Balt., 9/4/78
- 90 Troy Aikman (to Harper), @ San Francisco, 11/13/94 (no TD)
- 90 Troy Aikman (to Tucker), vs. N.Y. Giants, 1/20/00

**Longest Pass Completion, Opponent (All TDs)**

- 94 Norm Snead (to Rich Houston), @ N.Y. Giants, 9/24/72
- 89 Kerry Collins (to Andre Hastings), @ New Orleans, 12/6/98
- 88 Sonny Jurgensen (to Charley Taylor), @ Washington, 11/16/69

**AVERAGE GAIN****Career (1,500 att.)**

- 7.67 Roger Staubach, 1969-79 (1,685-22,700)
- 7.45 Don Meredith, 1960-68 (2,308-17,199)
- 7.44 Danny White, 1976-88 (1,761-21,959)

**Season (Qualifiers)**

- 8.92 Roger Staubach, 1971 (211-1,882)
- 8.79 Craig Morton, 1970 (207-1,819)
- 8.67 Craig Morton, 1969 (302-2,619)

**Game (20 att.)**

- 15.15 Don Meredith, vs. Phila., 10/9/66 (26-394)
- 14.92 Don Meredith, vs. N.Y. Giants, 9/18/66 (24-358)
- 14.00 Don Meredith, @ Wash., 11/13/66 (29-406)

**TOUCHDOWNS****Career**

- 165 Troy Aikman, 1989-2000
- 155 Danny White, 1976-88
- 153 Roger Staubach, 1969-79

**Season**

- 29 Danny White, 1983
- 28 Danny White, 1980
- 27 Roger Staubach, 1979

**Season, Rookie**

- 9 Troy Aikman, 1989
- 7 Chad Hutchinson, 2002
- 5 Steve Walsh, 1989
- 5 Quincy Carter, 2001

**Game**

- 5 Eddie LeBaron, @ Pittsburgh, 10/21/62
- 5 Don Meredith, vs. N.Y. Giants, 9/18/66
- 5 Don Meredith, vs. Philadelphia, 10/9/66
- 5 Don Meredith, vs. Philadelphia, 9/29/68
- 5 Craig Morton, vs. Philadelphia, 10/19/69
- 5 Craig Morton, vs. Houston, 12/20/70
- 5 Danny White, @ N.Y. Giants, 10/20/83
- 5 Troy Aikman, @ Washington, 9/12/99 (OT)

**Game, Rookie**

- 4 Troy Aikman, vs. Rams, 12/3/89

**Game, Opponent**

- 6 Y.A. Tittle, @ N.Y. Giants, 12/16/62
- 5 Charley Johnson, @ St. Louis, 12/9/62
- 5 Bill Nelsen, @ Cleveland, 11/2/69

**Most Games, Four or More Touchdown Passes, Career**

- 8 Danny White, 1976-88
- 6 Don Meredith, 1960-68
- 3 Troy Aikman, 1989-99

**Most Games, Four or More Touchdown Passes, Season**

- 3 Don Meredith, 1966
- 2 Danny White, 1980

**Most Consecutive Games, Four or More Touchdown Passes**

- 1 By many, last by Troy Aikman, @ Washington, 9/12/99 (OT)

**Most Consecutive Games, Touchdown Pass**

- 16 Troy Aikman, 1993-94
- 12 Don Meredith, 1965-66
- 12 Roger Staubach, 1977-78

**HAD INTERCEPTED****Career**

- 141 Troy Aikman, 1989-2000
- 132 Danny White, 1976-88
- 111 Don Meredith, 1960-68

**Season**

- 25 Eddie LeBaron, 1960
- 25 Danny White, 1980
- 23 Danny White, 1983

**Game**

- 5 Eddie LeBaron, vs. Philadelphia, 9/30/60
- 5 Eddie LeBaron, vs. St. Louis, 11/5/61
- 5 Danny White, @ N.Y. Giants, 11/9/80
- 5 Steve Pelluer, vs. Raiders, 11/9/86
- 5 Troy Aikman, @ N.Y. Giants, 10/15/00

**Game, Opponent**

- 6 Pete Liske, @ Philadelphia, 9/26/71
- 5 Five times, last by Dan Marino, vs. Miami, 11/25/99

**Most Consecutive Passes Attempted, None Intercepted**

- 216 Troy Aikman, 1999
- 184 Troy Aikman, 1995
- 156 Don Meredith, 1965-66



**Most Attempts, No Interceptions, Game**

- 57 Troy Aikman, vs. Minnesota, 11/26/98  
 47 Danny White, @ San Diego, 11/13/83  
 45 Troy Aikman, vs. Washington, 11/16/97

**Most Attempts, No Interceptions, Game, Opponent**

- 56 Warren Moon, @ Houston, 11/10/91  
 55 Jeff Garcia, vs. San Francisco, 12/8/02  
 47 Kent Graham, @ Arizona, 9/7/97

**LOWEST PERCENTAGE PASSES INTERCEPTED****Career (1,500 att.)**

- 2.99 Troy Aikman, 1989-2000 (4,715-141)  
 3.70 Roger Staubach, 1969-79 (2,958-109)  
 4.47 Danny White, 1976-88 (2,950-132)

**Season (Qualifiers)**

- 1.53 Troy Aikman, 1993 (392-6)  
 1.59 Troy Aikman, 1998 (315-5)  
 1.62 Troy Aikman, 1995 (432-7)

**Season, Rookie (Qualifiers)**

- 3.20 Chad Hutchinson, 2002 (250-8)  
 6.14 Troy Aikman, 1989 (293-18)

**TIMES SACKED****Career**

- 311 Roger Staubach, 1969-79  
 259 Troy Aikman, 1989-2000  
 251 Don Meredith, 1960-68

**Season**

- 58 Don Meredith, 1964  
 47 Steve Pelluer, 1986  
 44 Danny White, 1987

**Game**

- 11 Steve Pelluer, @ San Diego, 11/16/86  
 11 Troy Aikman, vs. Philadelphia, 9/15/91  
 9 Craig Morton, @ Green Bay, 10/24/65

**Game, Opponent**

- 12 Warren Moon, @ Houston, 9/29/85  
 11 Greg Landry, vs. Detroit, 10/6/75  
 11 David Norrie, @ N.Y. Jets, 10/4/87

**Highest Attempts/Sack Ratio, Career (1,500 att.)**

- 19.2 Troy Aikman, 1989-2000 (4,974-259)  
 13.2 Danny White, 1976-88 (3,192-242)  
 10.5 Roger Staubach, 1969-79 (3,269-311)

**Highest Attempts/Sack Ratio, Season (Qualifiers)**

- 36.0 Troy Aikman, 1998 (324-9)  
 31.9 Troy Aikman, 1995 (446-14)  
 26.8 Troy Aikman, 1996 (483-18)

**PASS RECEIVING****RECEPTIONS****Most Seasons Leading Team**

- 8 Michael Irvin, 1991-98  
 5 Tony Hill, 1979-82, 1985  
 4 Drew Pearson, 1974-77

**Most Consecutive Seasons Leading Team**

- 8 Michael Irvin, 1991-98  
 4 Drew Pearson, 1974-77  
 3 Lance Rentzel, 1967-69  
 3 Tony Hill, 1979-81

**Most Consecutive Games Leading or Tied Team Lead**

- 8 Michael Irvin, 1991-92  
 8 Raghib Ismail, 1999  
 7 Raghib Ismail, 2001  
 6 Lance Rentzel, 1968-69  
 6 Bob Hayes, 1966-67  
 6 Billy Howton, 1961-62

**Career**

- 750 Michael Irvin, 1988-99  
 489 Drew Pearson, 1973-83  
 479 Tony Hill, 1977-86

**Season**

- 111 Michael Irvin, 1995  
 93 Michael Irvin, 1991  
 88 Michael Irvin, 1993

**Season, Rookie**

- 46 Bob Hayes, 1965  
 44 Antonio Bryant, 2002  
 41 Mike Sherrard, 1986

**Game**

- 13 Lance Rentzel, vs. Washington, 11/19/67  
 12 Emmitt Smith, @ Phoenix, 11/22/92  
 12 Michael Irvin, vs. San Francisco, 10/17/93  
 12 Michael Irvin, @ Miami, 10/27/96

**Game, Rookie**

- 8 Bob Hayes, vs. Philadelphia, 10/10/65  
 7 Drew Pearson, vs. Miami, 11/22/73  
 7 Karl Pove, @ San Francisco, 12/22/85  
 7 Antonio Bryant, @ Washington, 12/29/02

**Game, Opponent**

- 14 Marvin Harrison, @ Indianapolis, 11/17/02  
 13 Tiki Barber, vs. N.Y. Giants, 1/2/00  
 12 Five times, last by Terrell Owens,  
 vs. San Francisco, 12/8/02

**Most Consecutive Games, Pass Reception**

- 117 Michael Irvin, 1990-98  
 72 Tony Hill, 1981-86  
 58 Drew Pearson, 1974-78

**Most Seasons 50 or More Pass Receptions**

- 8 Michael Irvin, 1991-98  
 4 Tony Hill, 1979-80, 1984-85  
 4 Jay Novacek, 1990-92, 1995  
 4 Emmitt Smith, 1992-95  
 3 Drew Pearson, 1974, 1976, 1979  
 3 Herschel Walker, 1986-88

**YARDS****Most Seasons Leading Team**

- 8 Tony Hill, 1978-85  
 8 Michael Irvin, 1991-98  
 5 Bob Hayes, 1965-67, 1970-71

**Most Consecutive Seasons Leading Team**

- 8 Tony Hill, 1978-85  
 8 Michael Irvin, 1991-98  
 4 Frank Clarke, 1961-64  
 4 Drew Pearson, 1974-77

**Career**

- 11,904 Michael Irvin, 1988-99  
 7,988 Tony Hill, 1977-86  
 7,822 Drew Pearson, 1973-83

**Season**

- 1,603 Michael Irvin, 1995  
 1,523 Michael Irvin, 1991  
 1,396 Michael Irvin, 1992  
 1,330 Michael Irvin, 1993  
 1,241 Michael Irvin, 1994

**Season, Rookie**

- 1,003 Bob Hayes, 1965  
 744 Mike Sherrard, 1986  
 733 Antonio Bryant, 2002

**Game**

- 246 Bob Hayes, @ Washington, 11/13/66  
 241 Frank Clarke, vs. Washington, 9/16/62  
 233 Lance Rentzel, vs. Washington, 11/19/67

**Game, Rookie**

- 203 James Dixon, @ Phoenix, 11/12/89  
 177 Bob Hayes, vs. Philadelphia, 10/10/65  
 170 Antonio Bryant, @ Washington, 12/29/02

**Game, Opponent**

- 238 Harold Jackson, @ Rams, 10/14/73  
 201 Johnny Morris, vs. Chicago, 11/18/62  
 199 Charley Taylor, @ Washington, 11/13/66

**Longest Pass Reception (All TDs except as noted)**

- 95 Bob Hayes (from Meredith), vs. Washington,  
 11/13/66  
 91 Tony Dorsett (from Staubach), vs. Balt., 9/4/78  
 90 Alvin Harper (from Aikman), @ San Francisco,  
 11/13/94 (No TD)  
 90 Jason Tucker (from Aikman), vs. N.Y. Giants,  
 1/2/00

**Longest Pass Reception, Opponent (All TDs)**

- 94 Rich Houston (from Norm Sneed),  
 @ N.Y. Giants, 9/24/72  
 89 Andre Hastings (from Kerry Collins),  
 @ New Orleans, 12/6/98  
 88 Charley Taylor (from Sonny Jurgensen),  
 @ Washington, 11/16/69

**Most Seasons 1,000 or More Yards Pass Receiving**

- 7 Michael Irvin, 1991-95, 1997-98  
 3 Tony Hill, 1979-80, 1985  
 2 Bob Hayes, 1965-66  
 2 Drew Pearson, 1974, 1979

**Most Games, 100 or More Yards Pass Receiving, Career**

- 47 Michael Irvin, 1988-99  
 26 Tony Hill, 1977-86  
 21 Bob Hayes, 1965-75

**Most Games, 100 or More Yards Pass Receiving, Season**

- 11 Michael Irvin, 1995  
 7 Michael Irvin, 1991  
 6 Bob Hayes, 1967  
 6 Michael Irvin, 1992

**Most Consecutive Games, 100 or More Yards Pass Receiving**

- 7 Michael Irvin, 1995
- 3 Lance Rentzel, 1968-69
- 3 Michael Irvin, 1991
- 3 Michael Irvin, 1992
- 3 Michael Irvin, 1993
- 3 Michael Irvin, 1995

**AVERAGE GAIN****Career (200 receptions)**

- 20.0 Bob Hayes, 1965-74 (365-7,295)
- 18.6 Frank Clarke, 1960-67 (281-5,214)
- 16.7 Tony Hill, 1977-86 (479-7,988)

**Season (Qualifiers)**

- 26.1 Bob Hayes, 1970 (34-889)
- 24.9 Alvin Harper, 1994 (33-821)
- 24.0 Bob Hayes, 1971 (35-840)

**Game (3 receptions)**

- 45.3 Alvin Harper, @ San Fran., 11/13/94 (3-136)
- 44.3 Tony Hill, @ Washington, 9/5/83 (3-133)
- 42.0 Frank Clarke, @ N.Y. Giants, 10/20/63 (4-168)

**TOUCHDOWNS****Career**

- 71 Bob Hayes, 1965-74
- 65 Michael Irvin, 1988-99
- 51 Tony Hill, 1977-86

**Season**

- 14 Frank Clarke, 1962
- 13 Bob Hayes, 1966
- 12 Lance Rentzel, 1969
- 12 Bob Hayes, 1965

**Season, Rookie**

- 12 Bob Hayes, 1965
- 6 Antonio Bryant, 2002
- 5 Billy Joe Dupree, 1973
- 5 Mike Sherrard, 1986
- 5 Michael Irvin, 1988

**Game**

- 4 Bob Hayes, vs. Houston, 12/20/70
- 3 11 times, last by Michael Irvin, vs. Phoenix, 9/20/92

**Game, Opponent**

- 4 Harold Jackson, @ Rams, 10/14/73
- 4 Sterling Sharpe, vs. Green Bay, 11/24/94

**Most Consecutive Games, Touchdown**

- 7 Frank Clarke, 1961-62
- 7 Bob Hayes, 1965-66
- 6 Frank Clarke, 1963
- 6 Bob Hayes, 1966-67
- 6 Michael Irvin, 1995

**RUSHING-RECEIVING****Most Seasons Leading Team**

- 13 Emmitt Smith, 1990-2002
- 9 Tony Dorsett, 1977-85
- 3 Calvin Hill, 1969, 1972-73
- 3 Herschel Walker, 1986-88

**Most Consecutive Seasons Leading Team**

- 13 Emmitt Smith, 1990-2002
- 9 Tony Dorsett, 1977-85
- 3 Herschel Walker, 1986-88

**ATTEMPTS****Career**

- 4,538 Emmitt Smith, 1990-2002 (ru-4,052, re-486)
- 3,137 Tony Dorsett, 1977-87 (ru-2,755, re-382)
- 1,646 Don Perkins, 1961-68 (ru-1,500, re-146)

**Season**

- 439 Emmitt Smith, 1995 (ru-377, re-62)
- 432 Emmitt Smith, 1992 (ru-373, re-59)
- 418 Emmitt Smith, 1994 (ru-368, re-50)

**Season, Rookie**

- 265 Emmitt Smith, 1990 (ru-241, re-24)
- 237 Tony Dorsett, 1977 (ru-208, re-29)
- 232 Don Perkins, 1961 (ru-200, re-32)

**Game**

- 42 Emmitt Smith, @ N.Y. Giants, 1/2/94 (ru-32, re-10)
- 39 Emmitt Smith, @ G.B., 10/6/91 (ru-32, re-7)
- 38 Emmitt Smith, @ Cleveland, 9/1/91 (ru-32, re-6)
- 38 Emmitt Smith, vs. N.Y. Giants, 11/7/94 (ru-35, re-3)
- 38 Emmitt Smith, vs. G.B., 11/24/94 (ru-32, re-6)

**YARDS****Career**

- 20,174 Emmitt Smith, 1990-2002 (ru-17,162, re-3,012)
- 15,468 Tony Dorsett, 1977-87 (ru-12,036, re-3,432)
- 10,685 Michael Irvin, 1988-97 (ru-5, re-10,680)

**Season**

- 2,148 Emmitt Smith, 1995 (ru-1,773, re-375)
- 2,048 Emmitt Smith, 1992 (ru-1,713, re-335)
- 2,019 Herschel Walker, 1988 (ru-1,514, re-505)

**Season, Rookie**

- 1,280 Tony Dorsett, 1977 (ru-1,007, re-273)
- 1,174 Calvin Hill, 1969 (ru-942, re-232)
- 1,165 Emmitt Smith, 1990 (ru-937, re-228)

**Game**

- 292 Herschel Walker, vs. Philadelphia, 12/14/86 (ru-122, re-170)
- 254 Tony Dorsett, vs. Baltimore, 9/4/78 (ru-147, re-107)
- 246 Bob Hayes, @ Washington, 11/13/66 (re-246)

**PUNTING****PUNTS****Career**

- 612 Danny White, 1976-88
- 591 Mike Saxon, 1985-92
- 253 John Jett, 1993-96

**Season**

- 86 Mike Saxon, 1986
- 86 Toby Gowin, 1997
- 82 Danny White, 1984

**Season, Rookie**

- 86 Toby Gowin, 1997
- 81 Mike Saxon, 1985
- 68 Mitch Hoopes, 1975

**Game**

- 11 Danny White, vs. Philadelphia, 9/23/84
- 10 By Many, last by Filip Filipovic, @ Detroit 11/3/02

**Game, Opponent**

- 11 Danny Villanueva, @ Rams, 9/30/62
- 11 John James, @ Atlanta, 9/15/74
- 11 Marv Bateman, vs. Buffalo, 11/15/76
- 11 Rich Camarillo, vs. New England, 11/22/84

**Longest Punt**

- 84 Ron Widby, @ New Orleans, 11/3/68
- 75 Billy Lothridge, vs. N.Y. Giants, 10/11/64
- 75 Sam Baker, vs. Rams, 9/30/62

**Longest Punt, Opponent**

- 81 Tom McNeill, @ New Orleans, 9/28/69
- 80 Randall Cunningham, vs. Phila., 10/16/94
- 78 Jerry Norton, vs. St. Louis, 11/5/61
- 78 Bill Van Heusen, @ Denver, 12/2/73

**AVERAGE GROSS YARDS****Career (300 punts)**

- 41.5 Mike Saxon, 1985-92 (591-24,542)
- 40.1 Danny White, 1976-84 (612-24,571)

**Season (Qualifiers)**

- 45.4 Sam Baker, 1962 (57-2,589)
- 44.2 Sam Baker, 1963 (71-3,138)
- 43.4 Toby Gowin, 1998 (77-3,342)

**Season, Rookie (Qualifiers)**

- 42.8 Micah Knorr, 2000 (58-2,485)
- 41.9 Mike Saxon, 1985 (81-3,396)
- 41.8 John Jett, 1993 (56-2,342)
- 41.8 Toby Gowin, 1997 (86-3,592)

**Game (4 punts)**

- 55.3 Toby Gowin, vs. Chicago, 9/28/97 (6-332)
- 53.4 Ron Widby, @ New Orleans, 11/3/68 (5-267)
- 53.3 Toby Gowin, vs. Washington, 10/24/99 (4-213)

**Game, Opponent (4 punts)**

- 54.4 John Kidd, @ Miami, 10/27/96 (5-272)
- 54.3 Gary Collins, @ Cleveland, 10/17/65 (6-326)
- 54.0 Dave Jennings, vs. N.Y. Giants, 10/5/80 (5-270)

**AVERAGE NET YARDS****Career (300 punts)**

- 34.8 Mike Saxon, 1985-92 (591-24,542)
- 34.1 Danny White, 1976-88 (617-21,052)

**Season (Qualifiers)**

- 40.7 Sam Baker, 1962 (57-2,319)
- 40.6 Sam Baker, 1963 (71-2,882)
- 39.5 Dave Sherer, 1960 (57-2,252)



**Season, Rookie (Qualifiers)**

- 38.1 Billy Lothridge, 1964 (62-2,361)  
37.7 John Jett, 1993 (56-2,113)  
36.2 Marv Bateman, 1972 (51-1,848)

**Game (4 punts)**

- 50.6 Ron Widby, @ New Orleans, 11/3/68 (5-253)  
49.2 John Jett, @ Atlanta, 11/21/93 (6-295)  
49.0 Marv Bateman, vs. St. Louis, 9/30/73 (4-191)

**Game, Opponent (4 punts)**

- 51.0 Pat Studstill, vs. Rams, 11/25/71 (4-204)  
50.0 Dave Jennings, vs. N.Y. Giants, 10/5/80 (5-250)

**HAD BLOCKED****Career**

- 5 Danny White, 1976-88  
4 Mike Saxon, 1985-92

**Season**

- 3 Micah Knorr, 2001  
2 Marv Bateman, 1973  
2 Danny White, 1976  
2 Mike Saxon, 1989

**Most Consecutive Punts, None Blocked**

- 341 Danny White, 1978-83  
253 John Jett, 1993-96  
204 Mike Saxon, 1989-92

**INSIDE 20****Career**

- 166 Mike Saxon, 1985-92  
159 Danny White, 1976-88  
87 John Jett, 1993-96

**Season**

- 31 Toby Gowin, 1998  
28 Mike Saxon, 1986  
26 John Jett, 1994  
26 Toby Gowin, 1997

**Game**

- 5 Danny Villanueva, @ Cleveland, 10/17/65  
5 Duane Carrell, vs. St. Louis, 11/3/74  
5 Toby Gowin, @ Washington, 10/13/97  
5 Toby Gowin, vs. Philadelphia, 12/12/99  
4 By many, last by Filip Filipovic, vs. Washington, 11/28/02

**Fewest Touchbacks in a Season (Qualifiers)**

- 2 Danny White, 1982  
3 Allen Green, 1961  
3 Danny Villanueva, 1966  
3 Marv Bateman, 1972  
3 John Jett, 1993

**PUNT RETURNS****Most Seasons Leading Team**

- 5 Bob Hayes, 1966-70  
5 Kelvin Martin, 1987-88, 1991-92, 1996  
3 Butch Johnson, 1976-78  
3 Kevin Williams, 1993-95  
3 Deion Sanders, 1997-99

**Most Consecutive Seasons Leading Team**

- 5 Bob Hayes, 1966-70  
3 Butch Johnson, 1976-78  
3 Kevin Williams, 1993-95  
3 Deion Sanders, 1997-99

**RETURNS****Career**

- 179 Kelvin Martin, 1987-92, 1996  
146 Butch Johnson, 1976-83  
109 Mel Renfro, 1964-77

**Season**

- 54 James Jones, 1980  
54 Gary Allen, 1984  
51 Butch Johnson, 1978

**Season, Rookie**

- 54 James Jones, 1980  
45 Butch Johnson, 1976  
36 Kevin Williams, 1993

**Game**

- 9 Butch Johnson, vs. Buffalo, 11/15/76  
8 Ron Fellows, vs. Cleveland, 11/25/82  
7 By many, last by Gary Allen, @ N.Y. Giants, 9/9/84

**Game, Opponent**

- 8 Phil McConkey, vs. N.Y. Giants, 11/4/84  
7 Phillip Epps, vs. Green Bay, 9/23/84  
7 Irving Fryar, vs. New England, 11/22/84  
7 Vai Sikahema, @ St. Louis, 9/13/87

**FAIR CATCHES****Career**

- 61 Kelvin Martin, 1987-92, 1996  
42 Kevin Williams, 1993-96  
38 Mel Renfro, 1964-77  
38 Butch Johnson, 1976-83

**Season**

- 18 Golden Richards, 1973  
18 Kelvin Martin, 1992  
16 Cliff Harris, 1972

**Game**

- 4 Golden Richards, @ New England, 11/16/75  
4 Golden Richards, @ Washington, 11/7/74  
4 Kelvin Martin, vs. Philadelphia, 12/18/88

**Game, Opponent**

- 5 Amani Toomer, N.Y. Giants, 9/8/96  
4 Seven times, last Jermaine Lewis, @ Houston, 9/8/02

**YARDS GAINED****Career**

- 1,803 Kelvin Martin, 1987-92, 1996  
1,313 Butch Johnson, 1976-83  
1,184 Deion Sanders, 1995-99

**Season**

- 548 James Jones, 1980  
532 Kelvin Martin, 1992  
489 Butch Johnson, 1976

**Season, Rookie**

- 548 James Jones, 1980  
489 Butch Johnson, 1976  
418 Mel Renfro, 1964

**Game**

- 124 Kelvin Martin, @ Philadelphia, 12/15/91  
122 Bob Hayes, vs. Pittsburgh, 12/8/68  
117 Mel Renfro, vs. Green Bay, 11/29/64  
117 Butch Johnson, vs. Buffalo, 11/15/76

**Game, Opponent**

- 139 Darren Gordon, @ Atlanta, 11/11/01  
123 Tiki Barber, @ N.Y. Giants, 10/18/99  
105 Terance Mathis, @ N.Y. Jets, 11/4/90

**Longest Punt Return (All TDs)**

- 98 Dennis Morgan, vs. St. Louis, 10/13/74  
90 Bob Hayes, vs. Pittsburgh, 12/8/68  
85 Kelvin Martin, @ Philadelphia, 12/15/91

**Longest Punt Return/Opponent (All TDs)**

- 98 Terance Mathis, @ N.Y. Jets, 11/4/90  
85 Tiki Barber, @ N.Y. Giants, 10/18/99  
78 Michael Harper, @ N.Y. Jets, 10/4/87

**AVERAGE YARDAGE****Career (75 returns)**

- 13.3 Deion Sanders, 1995-99 (89-1,184)  
11.1 Bob Hayes, 1965-74 (104-1,158)  
10.1 Kelvin Martin, 1987-92, 1996 (179-1,803)

**Season (Qualifiers)**

- 20.8 Bob Hayes, 1968 (15-312)  
15.6 Deion Sanders, 1998 (24-375)  
15.1 Dennis Morgan, 1974 (19-287)

**Season, Rookie (Qualifiers)**

- 15.1 Dennis Morgan, 1974 (19-287)  
13.1 Mel Renfro, 1964 (32-418)  
10.9 Butch Johnson, 1976 (45-489)

**Game (3 returns)**

- 40.7 Bob Hayes, vs. Pittsburgh, 12/8/68 (3-122)  
32.0 Kevin Williams, vs. Wash., 11/20/94 (3-96)  
29.3 Mel Renfro, vs. Green Bay, 11/29/64 (4-117)

**Game, Opponent (3 returns)**

- 46.3 Darren Gordon, @ Atlanta, 11/11/01 (3-139)  
30.0 Ron Smith, @ Oakland, 12/14/74 (3-90)  
29.3 Michael Harper, @ N.Y. Jets, 10/4/87 (3-88)

**TOUCHDOWNS****Career**

- 4 Deion Sanders, 1995-99  
3 Bob Hayes, 1965-74  
3 Kelvin Martin, 1987-92, 1996  
3 Kevin Williams, 1993-96

**Season**

- 2 Bob Hayes, 1968  
2 Kelvin Martin, 1992  
2 Kevin Williams, 1993  
2 Deion Sanders, 1998  
2 Wane McGarity, 2000

**Game**

- 1 By many, last by Reggie Swinton, vs. Denver, 11/22/01

## KICKOFF RETURNS

## Most Seasons Leading Team

- 3 Mel Renfro, 1964-66
- 3 Butch Johnson, 1976-78
- 3 Kevin Williams, 1993-95

## Most Consecutive Seasons Leading Team

- 3 Mel Renfro, 1964-66
- 3 Butch Johnson, 1976-78
- 3 Kevin Williams, 1993-95

## RETURNS

## Career

- 144 Kevin Williams, 1993-96
- 101 James Dixon, 1989-91
- 85 Mel Renfro, 1964-77

## Season

- 56 Reggie Swinton, 2001
- 51 Jason Tucker, 2000
- 50 Herschel Walker, 1997

## Season, Rookie

- 47 James Dixon, 1989
- 40 Mel Renfro, 1964
- 38 Ron Springs, 1979

## Game

- 8 Mel Renfro, vs. Green Bay, 11/29/64
- 7 Robert Lavette, @ N.Y. Giants, 10/6/85
- 7 Reggie Swinton, vs. Philadelphia, 11/18/01

## Game, Opponent

- 8 Mel Gray, @ Detroit, 11/8/92
- 7 Terry Metcalf, @ St. Louis, 10/9/77
- 7 Dave Turner, vs. Cincinnati, 9/30/79
- 7 James Owens, vs. San Francisco, 10/12/80
- 7 Ryan Terry, vs. Arizona, 9/24/95

## YARDS

## Career

- 3,416 Kevin Williams, 1993-96
- 2,315 James Dixon, 1989-91
- 2,246 Mel Renfro, 1964-77

## Season

- 1,327 Reggie Swinton, 2001
- 1,181 James Dixon, 1989
- 1,167 Herschel Walker, 1997

## Season, Rookie

- 1,181 James Dixon, 1989
- 1,017 Mel Renfro, 1964
- 823 Dennis Morgan, 1974

## Game

- 213 Reggie Swinton, @ Philadelphia, 9/22/02
- 205 Jason Tucker, @ N.Y. Giants, 10/15/00
- 203 Jason Tucker, @ New Orleans, 12/24/99

## Game, Opponent

- 247 Tim Brown, @ Philadelphia, 11/6/66
- 188 James Owens, San Francisco, 10/12/80
- 180 Brian Mitchell, vs. Washington, 11/20/94

## Longest Kickoff Return (All TDs)

- 102 Alexander Wright, vs. Atlanta, 12/22/91
- 101 Amos Marsh, vs. Philadelphia, 10/14/62
- 101 Ike Thomas, vs. N.Y. Jets, 12/4/71

## Longest Kickoff Return, Opponent (All TDs)

- 108 Roy Green, St. Louis, 10/21/79
- 95 Robert Brooks, Green Bay, 10/3/93
- 93 Jim Butler, Pittsburgh, 10/30/66
- 93 Tim Brown, @ Philadelphia, 11/6/66

## AVERAGE YARDAGE

## Career (75 returns)

- 26.4 Mel Renfro, 1964-77 (85-2,246)
- 25.3 Herschel Walker, 1986-89, 1996-97 (77-1,946)
- 24.1 Reggie Swinton, 2001-02 (84-2,024)

## Season (Qualifiers)

- 30.0 Mel Renfro, 1965 (21-630)
- 28.9 Herschel Walker, 1996 (27-779)
- 28.4 Cliff Harris, 1971 (29-823)

## Season, Rookie (Qualifiers)

- 26.5 Bob Hayes, 1965 (17-450)
- 25.7 Amos Marsh, 1961 (26-667)
- 25.4 Mel Renfro, 1964 (40-1,017)

## Game (3 returns)

- 48.0 Mark Washington, @ Wash., 11/22/70 (3-144)
- 43.7 Reggie Swinton, vs. Tampa Bay (9/9/01) (3-131)
- 43.6 Ike Thomas, vs. Rams, 11/25/71 (3-131)

## Game, Opponent (3 returns)

- 49.4 Tim Brown, @ Philadelphia, 11/6/66 (5-247)
- 40.8 Mike Nelms, Washington, 11/22/81 (4-163)
- 40.0 Jim Butler, Pittsburgh, 10/30/66 (3-120)

## TOUCHDOWNS

## Career

- 2 Mel Renfro, 1964-77
- 2 Ike Thomas, 1971
- 2 Alexander Wright, 1990-91

## Season

- 2 Ike Thomas, 1971

## Game

- 1 By many players, last by Woodrow Dantzler, vs. San Francisco, 12/8/02

## Game, Opponent

- 2 Tim Brown, @ Philadelphia, 11/6/66

## COMBINED KICK RETURNS

## MOST RETURNS

## Career

- 239 Kevin Williams, 1993-96 (p-95, k-144)
- 230 Kelvin Martin, 1987-92, 1996 (p-179, k-51)
- 225 Butch Johnson, 1976-83 (p-146, k-79)

## Season

- 87 Gary Allen, 1984 (p-54, k-33)
- 87 Reggie Swinton, 2001 (p-31, k-56)
- 86 James Jones, 1980 (p-54, k-32)

## Game

- 12 Mel Renfro, vs. G.B., 11/29/64 (p-4, k-8)
- 11 Butch Johnson, vs. Buff., 11/15/76 (p-9, k-2)
- 11 Reggie Swinton, vs. Denver, 11/22/01 (p-5, k-6)

## Game, Opponent

- 12 Larry Jones, vs. Wash., 12/13/75 (p-6, k-6)
- 10 Phil McConkey, vs. N.Y. Giants, 11/4/84 (p-8, k-2)
- 10 Stump Mitchell, @ St. Louis, 9/11/83 (p-5, k-5)
- 10 Brian Mitchell, vs. Wash., 11/20/94 (p-5, k-5)

## YARDS GAINED

## Career

- 4,329 Kevin Williams, 1993-96 (p-913, k-3,416)
- 3,145 Butch Johnson, 1976-83 (p-1,313, k-1,832)
- 3,088 Mel Renfro, 1964-77 (p-842, k-2,246)

## Season

- 1,741 Reggie Swinton, 2001 (p-414, k-1,327)
- 1,497 Kevin Williams, 1994 (p-349, k-1,148)
- 1,435 Mel Renfro, 1964 (p-418, k-1,017)

## Game

- 273 Mel Renfro, vs. G.B., 11/29/64 (p-117, k-156)
- 224 Reggie Swinton, vs. Denver, 11/22/01 (p-100, k-124)
- 215 Reggie Swinton, @ Philadelphia, 9/22/02 (p-2, k-213)

## Game, Opponent

- 247 Tim Brown, @ Philadelphia, 11/6/66 (k-247)
- 213 Stump Mitchell, St. Louis, 9/11/83 (p-53, k-160)
- 212 Brian Mitchell, vs. Wash., 11/20/94 (p-32, k-180)

## TOUCHDOWNS

## Career

- 4 Kevin Williams, 1993-94 (p-3, k-1)
- 4 Deion Sanders, 1995-99 (p-4)
- 3 Bob Hayes, 1965-74 (p-3)
- 3 Mel Renfro, 1964-77 (p-1, k-2)
- 3 Kelvin Martin, 1987-92 (p-3)

## Season

- 2 Bob Hayes, 1968 (p-2)
- 2 Ike Thomas, 1971 (k-2)
- 2 Kelvin Martin, 1992 (p-2)
- 2 Kevin Williams, 1993 (p-2)
- 2 Kevin Williams, 1994 (p-1, k-1)
- 2 Deion Sanders, 1998 (p-2)
- 2 Wane McGarity, 2000 (p-2)

## Game

- 1 By many players, last by Woodrow Dantzler vs. San Francisco, 12/8/02

## Game, Opponent

- 2 Tim Brown, @ Philadelphia, 11/6/66 (k-2)





## COMBINED NET YARDS

Rushing, receiving, interception returns, kickoff returns, punt returns and fumble returns

## Most Seasons Leading Team

- 10 Emmitt Smith, 1990-96, 1998-2000
- 9 Tony Dorsett, 1977-85
- 4 Herschel Walker, 1986-88, 1997

## Most Consecutive Seasons Leading Team

- 9 Tony Dorsett, 1977-85
- 7 Emmitt Smith, 1990-96
- 3 Herschel Walker, 1986-88
- 3 Emmitt Smith, 1998-2000

## ATTEMPTS

## Career

- 4,538 Emmitt Smith, 1990-2002
- 3,153 Tony Dorsett, 1977-87
- 1,677 Don Perkins, 1961-68

## Season

- 439 Emmitt Smith, 1995
- 433 Emmitt Smith, 1992
- 418 Emmitt Smith, 1994

## Game

- 42 Emmitt Smith, @ N.Y. Giants, 1/2/94 (ru-32, re-10)
- 39 Emmitt Smith, @ G.B., 10/6/91 (ru-32, re-7)
- 38 Emmitt Smith, @ Cleveland, 9/1/91 (ru-32, re-6)
- 38 Emmitt Smith, vs. N.Y. Giants, 11/7/94 (ru-35, re-3)
- 38 Emmitt Smith, vs. G.B., 11/24/94 (ru-32, re-6)

## YARDS

## Career

- 20,174 Emmitt Smith, 1990-2002
- 15,501 Tony Dorsett, 1977-87
- 9,104 Bob Hayes, 1965-74

## Season

- 2,148 Emmitt Smith, 1995
- 2,048 Emmitt Smith, 1992
- 2,019 Herschel Walker, 1988

## Season, Rookie

- 1,688 James Dixon, 1969
- 1,598 Bob Hayes, 1965
- 1,564 Don Perkins, 1961

## Game

- 331 Jason Tucker, @ New Orleans, 12/24/99
- 307 Kevin Williams, @ Arizona, 12/25/95
- 292 Herschel Walker, vs. Philadelphia, 12/14/86

## INTERCEPTIONS BY

## Most Seasons Leading Team

- 5 Everson Walls, 1981-82, 1985, 1987-88
- 4 Cornell Green, 1963, 1965-67

## Most Consecutive Seasons Leading Team

- 3 Don Bishop, 1960-62
- 3 Cornell Green, 1965-67

## Career

- 52 Mel Renfro, 1964-77
- 44 Everson Walls, 1981-89
- 41 Charlie Waters, 1970-78, 1980-81

## Season

- 11 Everson Walls, 1981
- 10 Mel Renfro, 1969
- 9 Everson Walls, 1985

## Season, Rookie

- 11 Everson Walls, 1981
- 7 Mel Renfro, 1964
- 7 Michael Downs, 1981

## Game

- 3 Herb Adderley, @ Philadelphia, 9/26/71
- 3 Lee Roy Jordan, vs. Cincinnati, 11/4/73
- 3 Dennis Thurman, vs. Philadelphia, 12/13/81

## Consecutive Games Intercepted by

- 5 Don Bishop, 1961
- 4 Charlie Waters, 1972-73
- 4 Dennis Thurman, 1985

## Game, Opponent

- 3 Eight times, last by Adrian Wilson, @ Arizona, 10/20/02

## YARDS GAINED

## Career

- 626 Mel Renfro, 1964-77
- 584 Charlie Waters, 1970-78, 1980-81
- 562 Dennis Thurman, 1978-85

## Season

- 211 Cornell Green, 1963
- 187 Dennis Thurman, 1981
- 182 Herb Adderley, 1971

## Season, Rookie

- 136 Mike Gaechter, 1962
- 133 Everson Walls, 1981
- 110 Mel Renfro, 1964

## Game

- 121 Mike Gaechter, vs. Washington, 11/3/63
- 102 Herb Adderley, @ Philadelphia, 9/26/71
- 100 Mike Gaechter, vs. Philadelphia, 10/14/62

## Game, Opponent

- 110 Jim Steffen, @ Washington, 9/29/63
- 102 Erich Barnes, vs. N.Y. Giants, 10/15/61
- 98 Delles Howell, @ New Orleans, 9/17/71
- 98 Ross Fichtner, @ Cleveland, 10/23/66

## Longest Returns (All TDs except as noted)

- 100 Mike Gaechter, vs. Philadelphia, 10/14/62
- 96 Dennis Thurman, @ Washington, 9/6/81 (no TD)
- 95 George Teague, vs. Green Bay, 11/14/99

## Longest Return, Opponent (All TDs)

- 104 James Willis and Troy Vincent, vs. Philadelphia, 11/3/96
- 102 Erich Barnes, vs. N.Y. Giants, 10/15/61
- 96 Ray Crockett, @ Detroit, 10/27/91

## TOUCHDOWNS

## Career

- 4 Dennis Thurman, 1977-85
- 4 Dexter Coakley, 1997-2002
- 3 Mel Renfro, 1964-77
- 3 Lee Roy Jordan, 1963-76
- 3 Larry Cole, 1968-80

## Season

- 2 Larry Brown, 1995
- 2 George Teague, 1999
- 2 Dexter Coakley, 2001
- 2 Roy Williams, 2002
- 1 By many players, last by Mario Edwards, 2001

## Game

- 1 By many players, last by Roy Williams, @ Washington, 12/29/02

## FUMBLES

## OPPONENTS' FUMBLES RECOVERED

## Career

- 19 Ed Jones, 1974-78, 1980-89
- 16 Chuck Howley, 1961-73
- 16 Dave Edwards, 1963-75
- 16 Lee Roy Jordan, 1963-76
- 16 Cliff Harris, 1970-79

## Season

- 5 Don Healy, 1961
- 4 Jerry Norton, 1962
- 4 Jethro Pugh, 1967
- 4 Larry Cole, 1971
- 4 Jethro Pugh, 1973
- 4 Dextor Clinkscale, 1983
- 4 Eugene Lockhart, 1985

## Game

- 2 Many times, last by Kevin Mathis, vs. Carolina, 10/11/98

## Longest Fumble Returns (All TDs)

- 98 Greg Ellis, vs. Arizona, 10/3/99
- 97 Chuck Howley, vs. Atlanta, 10/2/66
- 86 Michael Downs, @ Houston, 12/13/82

## Longest Fumble Returns, Opponent (All TDs)

- 96 Joe Lavender, @ Philadelphia, 9/23/74
- 81 Andy Headen, @ N.Y. Giants, 9/9/84
- 73 Skip Vanderbunt, vs. San Francisco, 11/23/72

## OPPONENTS' FUMBLE RETURNED FOR TOUCHDOWN

## Career

- 3 Bob Lilly, 1961-74
- 2 Cornell Green, 1962-74
- 2 Benny Barner, 1972-82
- 2 Mike Hegman, 1976-88
- 2 Michael Downs, 1981-88
- 2 Jim Jeffcoat, 1983-94

## SACKS

## Most Seasons Led Team

- 7 Harvey Martin, 1974-77, 1979-80, 1982  
5 Jethro Pugh, 1968-72  
4 George Andrie, 1964-67

## Most Consecutive Seasons Leading Team

- 5 Jethro Pugh, 1968-72  
4 George Andrie, 1964-67  
4 Harvey Martin, 1974-77

## TOTAL SACKS

## Career

- 113 Harvey Martin, 1973-83  
111 Randy White, 1975-88  
106 Ed Jones, 1974-78, 1980-89

## Season

- 23 Harvey Martin, 1977  
18 1/2 George Andrie, 1966  
16 Randy White, 1978

## Season, Rookie

- 9 Willie Townes, 1966  
9 Harvey Martin, 1973  
7 1/2 Jimmie Jones, 1990

## Game

- 5 Bob Lilly, @ Pittsburgh, 11/20/66  
5 Jim Jeffcoat, @ Washington, 11/10/85  
4 Eight times, last by Charles Haley,  
@ Pittsburgh, 9/4/94

## Game, Rookie

- 3 Randy White, @ Detroit, 10/6/75  
3 Randy White, @ New England, 11/16/75  
2 1/2 Five times, last by Jimmie Jones,  
vs. Tampa Bay, 10/7/90

## Game, Opponent

- 4 1/2 Jim Katcavage, @ N.Y. Giants, 10/20/63  
4 1/2 Clyde Simmons, vs. Philadelphia, 9/15/91

## TACKLES

## COMBINED TACKLES

## Career

- 1,251 Darren Woodson, 1992-2002  
1,236 Lee Roy Jordan, 1963-76  
1,104 Randy White, 1975-88

## Season

- 222 Eugene Lockhart, 1989  
173 Dexter Coakley, 2002  
172 Dat Nguyen, 2001

## Season, Rookie

- 136 Dexter Coakley, 1997  
127 Roy Williams, 2002  
108 Robert Jones, 1992

## Game

- 21 Lee Roy Jordan, vs. Philadelphia, 9/26/71  
20 Fred Strickland, @ N.Y. Giants, 11/24/96  
19 Jerry Tubbs, vs. Chicago, 11/27/60  
19 Eugene Lockhart, vs. Phoenix, 10/29/89  
19 Ken Norton, @ Washington, 9/6/93  
19 Darren Woodson, @ N.Y. Giants, 1/2/94  
19 Robert Jones, @ Philadelphia, 12/4/94  
19 Brock Marion, @ Green Bay, 11/23/97  
19 Fred Strickland, @ Kansas City, 12/13/98  
19 Dexter Coakley, @ Arizona, 10/20/02

## SOLO TACKLES

## Career

- 743 Lee Roy Jordan, 1963-76  
724 Darren Woodson, 1992-2002  
701 Randy White, 1975-88

## Season

- 154 Eugene Lockhart, 1989  
104 Dat Nguyen, 2001  
100 Lee Roy Jordan, 1975

## Game

- 16 Eugene Lockhart, vs. Phoenix, 10/29/89  
15 Dexter Coakley, @ Seattle, 12/16/01  
15 Dexter Coakley, @ Arizona, 10/20/02  
14 Lee Roy Jordan, vs. Philadelphia, 10/28/73  
14 Brock Marion, @ Green Bay, 11/23/97

## ASSISTED TACKLES

## Career

- 527 Darren Woodson, 1992-2002  
493 Lee Roy Jordan, 1963-76  
466 Bob Breunig, 1975-84

## Season

- 101 Jerry Tubbs, 1960

## Game

- 15 Jerry Tubbs, vs. Chicago, 11/27/60

## BLOCKED KICKS

## BLOCKS

(Extra points, Field Goals and Punts)

## Career

- 10 Cornell Green, 1962-74  
9 Mike Gaechter, 1962-69  
9 Ed Jones, 1974-78, 1980-89

## Season

- 3 Jethro Pugh, 1965  
3 Ed Jones, 1978  
3 Michael Downs, 1986

## Game

- 2 Billy Joe DuPree, vs. N.Y. Giants, 10/21/73  
2 Leon Lett, vs. Detroit, 9/19/94

## Game, Opponent

- 2 Bob Freeman, vs. Philadelphia, 9/30/60  
2 Matt Blair, @ Minnesota, 10/7/79

## BLOCKED EXTRA POINTS

## Career

- 2 Cornell Green, 1962-74  
2 Mike Gaechter, 1962-69  
2 Ed Jones, 1974-78, 1980-89

## Season

- 1 By many, last by Flozell Adams, 2001

## Game

- 1 By many, last by Flozell Adams, @ Philadelphia,  
9/30/01

## Game, Opponent

- 2 Bob Freeman, vs. Philadelphia, 9/30/60  
2 Matt Blair, @ Minnesota, 10/7/79

## BLOCKED FIELD GOALS

## Career

- 8 Cornell Green, 1962-74  
7 Mike Gaechter, 1962-69  
7 Ed Jones, 1974-78, 1980-89

## Season

- 2 Ten times, last by Leon Lett, 1994  
1 Many times, last by Flozell Adams, 2002

## Game

- 2 Leon Lett, vs. Detroit, 9/19/94  
1 Many times, last by Flozell Adams,  
vs. Washington, 11/28/02

## Game, Opponent

- 1 By many, last by Jon Runyan, vs. Philadelphia,  
11/18/01

## BLOCKED PUNTS

## Career

- 4 Issiac Holt, 1989-92  
2 Billy Joe DuPree, 1973-83  
2 Thomas Henderson, 1975-79  
2 Aaron Kyle, 1976-79  
2 Charlie Waters, 1970-78, 1980-81

## Season

- 2 Billy Joe DuPree, 1973  
2 Aaron Kyle, 1976  
2 Issiac Holt, 1990

## Game

- 2 Billy Joe DuPree, vs. N.Y. Giants, 10/21/73

## Game, Opponent

- 1 By many, last by Kevin Mitchell,  
vs. Washington, 11/28/02



# Cowboys Team Records

1960 — 12 games; 1961-77 — 14 games; 1978-2002 — 16 games.

NOTE: The 1982 regular season was reduced to nine games and the 1987 season to 15 games due to players' strikes.

## GAMES WON

### Most Consecutive Games Won (Including postseason)

12 1971-72  
10 1993-94  
9 1977-78

### Most Consecutive Games Won (Regular season)

11 1968-69  
9 1971-72, 1978-79  
8 1977, 1991-92

### Most Games Won, Season (Including postseason)

16 1992  
15 1977, 1993, 1995  
14 1971, 1978, 1980

### Most Games Won, Season (Regular season)

13 1992  
12 1968, 1977, 1978, 1980, 1981, 1983, 1993,  
1994, 1995

### Most Consecutive Games Won, Season (Including postseason)

10 1971  
8 1977, 1978, 1993

### Most Consecutive Games Won, Season (Regular season)

8 1977  
7 1971, 1983, 1993

### Most Consecutive Games Won, Start of Season

8 1977  
7 1983  
6 1968, 1969

### Most Consecutive Games Won, End of Season

7 1971  
6 1978  
5 1968, 1970, 1991, 1993

### Most Consecutive Home Games Won (Including postseason)

18 1980-81  
11 1971-72, 1991-92  
9 1975-76

### Most Consecutive Road Games Won (Including postseason)

7 1968, 1993-94  
6 1966-67, 1975-76, 1978-79

## GAMES LOST

### Most Consecutive Games Lost

10 1960, 1988  
9 1988-89

### Most Consecutive Games Without Victory

12 1960  
10 1988  
9 1988-89

### Most Games Lost, Season

15 1989  
13 1988  
11 1960, 2000, 2001, 2002

### Most Consecutive Home Games Lost

14 1988-89  
6 1960

### Most Consecutive Home Games Without Victory

14 1988-89  
7 1962-63

### Most Consecutive Away Games Lost

9 1962-63, 2000-2001  
8 1997-98, 1999-2000

### Most Consecutive Away Games Without Victory (Including postseason)

9 1962-63, 1999-2000, 2000-2001  
8 1997-98  
7 1960, 1964-65

## SCORING

### Most Points, Season

479 1983  
454 1980  
445 1966

### Most Points, Opponent, Season

402 1962  
393 1989  
381 1988

### Fewest Points, Season

177 1960  
204 1989  
217 2002

### Fewest Points, Opponent, Season

186 1968  
194 1976  
208 1978\*

### Most Points, Game

59 vs. Detroit, 9/15/68  
59 vs. San Francisco, 10/12/80  
56 vs. Philadelphia, 10/9/66

### Most Points, Opponent, Game

54 @ Minnesota, 10/18/70  
52 @ St. Louis, 12/9/62  
50 @ Cincinnati, 12/8/85

### Most Points, Both Teams, Game

86 @ Buffalo, 9/19/71 (Dallas 49, Buffalo 37)  
82 vs. Minnesota, 11/26/87  
(Minnesota 44, Dallas 38 OT)  
82 vs. Minnesota, 11/26/98  
(Minnesota 46, Dallas 36)

### Fewest Points, Both Teams, Game

8 @ Cleveland, 12/12/70 (Dallas 6, Clev. 2)  
10 @ Houston, 11/24/74 (Dallas 10, Houston 0)  
12 vs. N.Y. Giants, 11/7/76 (Dallas 9, N.Y. Giants 3)

### Most Points Overcome To Win Game

21 vs. New Orleans, 10/21/84  
21 @ Washington, 9/12/99 (OT)  
20 @ Washington, 9/5/83

### Most Points, Opponent, Overcome To Win Game

21 @ Washington, 11/28/65  
20 @ Philadelphia, 10/23/88  
18 vs. Indianapolis, 9/15/96

### Most Points, First Half

42 vs. Philadelphia, 10/19/69  
38 vs. N.Y. Jets, 12/4/71  
38 vs. San Francisco, 10/12/80

### Most Points, Opponent, First Half

35 @ Denver, 9/13/98  
34 @ Minnesota, 10/18/70  
34 @ Rams, 10/14/73  
34 @ Washington, 11/23/86

### Most Points, Both Teams, First Half

55 vs. Raiders, 10/23/83  
52 @ N.Y. Giants, 12/16/62  
52 @ Buffalo, 9/19/71  
52 @ Denver, 9/13/98

### Most Points, Second Half

36 vs. Green Bay, 11/24/94  
31 @ Philadelphia, 9/29/68  
31 @ Washington, 11/17/68

### Most Points, Opponent, Second Half

38 @ St. Louis, 12/9/62  
35 @ Green Bay, 11/23/97  
28 Eight times, last @ Indianapolis, 10/31/99

### Most Points, Both Teams, Second Half

58 vs. St. Louis, 9/28/75 (OT)  
50 vs. Green Bay, 11/24/94  
49 vs. N.Y. Giants, 10/21/73  
49 @ Cincinnati, 12/8/85  
49 @ Washington, 9/12/99 (OT)

### Most Points, First Quarter

28 vs. Philadelphia, 10/19/69  
28 vs. N.Y. Jets, 12/4/71  
21 Four times, last vs. Arizona, 10/9/94

### Most Points, Opponent, First Quarter

22 @ Cincinnati, 12/8/85  
21 vs. Cleveland, 12/3/61  
21 @ San Francisco, 10/11/81  
21 @ San Francisco, 12/19/83  
21 @ Denver, 9/13/98  
21 vs. Minnesota, 11/26/98  
21 @ N.Y. Giants, 12/15/02



**Most Points, Both Teams, First Quarter**

- 35 vs. Philadelphia, 10/19/69
- 35 vs. Atlanta, 12/22/91
- 28 vs. St. Louis, 11/23/67
- 28 vs. N.Y. Jets, 12/4/71
- 28 @ Denver, 9/13/98

**Most Points, Second Quarter**

- 24 vs. N.Y. Giants, 9/18/66
- 24 vs. Pittsburgh, 10/30/66
- 24 vs. Detroit, 9/15/68
- 24 vs. New England, 10/24/71
- 24 vs. San Francisco, 10/12/80
- 24 @ Washington, 10/2/94

**Most Points, Opponent, Second Quarter**

- 26 @ Philadelphia, 9/30/01
- 24 vs. Baltimore, 10/30/60
- 24 vs. N.Y. Giants, 11/11/62

**Most Points, Both Teams, Second Quarter**

- 42 @ N.Y. Giants, 12/16/62
- 38 vs. Kansas City, 11/10/75
- 38 vs. Raiders, 10/23/83

**Most Points, Third Quarter**

- 24 vs. Chicago, 12/27/92
- 21 Six times, last vs. N.Y. Giants, 11/7/94

**Most Points, Opponent, Third Quarter**

- 24 @ Tennessee, 12/25/00
- 22 @ Washington, 9/12/99
- 21 @ Washington, 12/17/61
- 21 @ Cincinnati, 12/8/85

**Most Points, Both Teams, Third Quarter**

- 35 @ Washington, 12/17/61
- 35 vs. St. Louis, 9/28/75
- 28 Four times, last @ Cincinnati, 12/8/85

**Most Points, Fourth Quarter**

- 21 @ N.Y. Giants, 12/19/85
- 21 vs. Detroit, 9/15/68
- 21 @ Detroit, 10/6/75
- 21 @ Washington, 9/12/99
- 21 vs. Denver, 11/22/01

**Most Points, Opponent, Fourth Quarter**

- 21 @ St. Louis, 12/9/62
- 21 @ Washington, 11/28/65
- 21 vs. St. Louis, 11/16/70
- 21 @ San Diego, 11/5/72
- 21 @ St. Louis, 9/13/87
- 21 @ Green Bay, 11/23/97
- 21 vs. San Francisco, 12/8/02

**Most Points, Both Teams, Fourth Quarter**

- 35 vs. N.Y. Giants, 10/21/73
- 35 vs. San Francisco, 12/8/02
- 31 vs. Washington, 12/11/66
- 31 vs. Washington, 12/16/79

**Most Consecutive Games Scoring**

- 218 1970-85
- 151 1991-2000
- 146 1960-70

**TOUCHDOWNS**

**Most Touchdowns, Season**

- 60 1980
- 59 1983
- 56 1966

**Most Touchdowns, Opponent, Season**

- 52 1962
- 49 1961
- 48 1963

**Fewest Touchdowns, Season**

- 23 1960
- 25 1989\*
- 26 2001, 2002

**Fewest Touchdowns, Opponent, Season**

- 23 1968
- 23 1973
- 23 1993\*

**Most Touchdowns, Game**

- 8 vs. Philadelphia, 10/9/66
- 8 vs. Detroit, 9/15/68
- 8 vs. San Francisco, 10/12/80

**Most Touchdowns, Opponent, Game**

- 7 vs. Cleveland, 10/16/60
- 7 @ St. Louis, 12/9/62
- 7 @ Cincinnati, 12/8/85

**Most Touchdowns, Both Teams, Game**

- 12 vs. Buffalo, 9/19/71
- 11 @ San Francisco, 12/12/77
- 11 vs. Minnesota, 11/26/87

**Most Consecutive Games Score Touchdown**

- 75 1979-84
- 73 1960-65
- 72 1965-70

**POINT AFTER TOUCHDOWNS**

**Most Points After Touchdowns, Season**

- 59 1980
- 57 1983
- 56 1966

**Most Point After Touchdowns, Opponent, Season**

- 49 1962
- 45 1963
- 44 1961

**Most Point After Touchdowns, Game**

- 8 vs. Philadelphia, 10/9/66
- 8 vs. Detroit, 9/15/68
- 8 vs. San Francisco, 10/12/80

**Most Point After Touchdowns, Opponent, Game**

- 7 @ St. Louis, 12/9/62
- 6 Nine times, last @ Denver, 9/13/98

**Most Consecutive Point After Touchdowns (Kicking)**

- 190 1996-2002 (current)
- 162 1969-73
- 143 1985-89

**Most Two Point Conversions, Attempted, Season**

- 5 1997
- 4 2000
- 2 1994, 1995, 1996, 1998

**Most Two Point Conversions Attempted, Opponent Season**

- 4 1996, 1999
- 3 1994, 1995, 2000

**Most Two Point Conversions Made, Season**

- 2 1996, 1997, 2000
- 1 1995

**Most Two Point Conversions Made, Opponent, Season**

- 3 1999
- 2 1997, 1998
- 1 1995

**FIELD GOALS**

**Most Field Goals Attempted, Season**

- 39 1991
- 38 1997
- 37 1993

**Most Field Goals Attempted, Opponent, Season**

- 39 1991
- 38 2002
- 36 2001

**Fewest Field Goals Attempted, Season**

- 13 1960
- 17 1980\*
- 19 2002

**Fewest Field Goals Attempted, Opp., Season**

- 12 1976
- 15 1977
- 17 1992\*

**Most Field Goals Attempted, Game**

- 7 @ Chicago, 11/24/68
- 7 vs. Green Bay, 11/18/96
- 6 vs. Rams, 9/21/75
- 6 @ Arizona, 9/7/97
- 6 vs. Cincinnati, 11/12/00

**Most Field Goals Attempted, Opponent, Game**

- 7 @ Philadelphia, 12/5/65
- 6 vs. San Francisco, 11/20/60
- 6 vs. St. Louis, 12/18/71
- 6 @ Green Bay, 10/1/72
- 6 @ Arizona, 10/13/02

**Most Field Goals Attempted, Both Teams, Game**

- 9 @ Philadelphia, 12/5/65
- 9 @ Chicago, 11/24/68

**Most Field Goals Made, Season**

- 34 1997
- 32 1996
- 30 1993

**Most Field Goals Made, Opponent, Season**

- 29 1991
- 28 1989, 1996
- 27 2001, 2002

\*16-game record





**Fewest Field Goals Made, Season**

- 6 1960
- 9 1963, 1967
- 10 1974, 1989\*

**Fewest Field Goals Made, Opponent, Season**

- 7 1976
- 8 1967
- 9 1968, 1969
- 11 1978\*

**Most Field Goals Made, Game**

- 7 vs. Green Bay, 11/18/96
- 5 @ Rams, 12/21/87
- 5 vs. Green Bay, 10/3/93
- 5 vs. N.Y. Giants, 12/17/95
- 5 @ Arizona, 9/7/97
- 5 vs. Philadelphia, 9/15/97

**Most Field Goals Made, Opponent, Game**

- 5 vs. Atlanta, 10/20/96
- 5 vs. Philadelphia, 11/18/01
- 4 Many times, last vs. Denver, 11/22/01

**Most Field Goals Made, Both Teams, Game**

- 7 @ Houston, 11/10/91
- 7 vs. N.Y. Giants, 12/17/95
- 7 vs. Green Bay, 11/18/96
- 7 vs. Philadelphia, 9/15/97

**Most Consecutive Games Scoring Field Goal**

- 18 1992-93
- 15 1996-97
- 13 2001-02

**SAFETIES**

**Most Safeties, Season**

- 3 1981
- 2 Many times, last 1973

**Most Safeties, Opponent, Season**

- 2 1960, 1986, 1988, 2002

**Most Safeties, Game**

- 2 vs. Philadelphia, 11/17/72
- 1 Many times, last vs. Jacksonville, 11/24/02

**FIRST DOWNS**

**Most First Downs, Season**

- 364 1995
- 342 1978, 1983
- 339 1979

**Most First Downs, Opponent, Season**

- 321 1989
- 312 1985
- 309 2000

**Most First Downs, Both Teams, Season**

- 667 1995
- 648 1985
- 633 1980

**Fewest First Downs, Season**

- 180 1960
- 211 1965
- 237 2002\*

**Fewest First Downs, Opponent, Season**

- 199 1974
- 200 1971
- 232 1978\*

**Most First Downs, Game**

- 33 @ Detroit, 9/15/85
- 32 Five times, last vs. Minnesota, 11/26/98

**Most First Downs, Opponent, Game**

- 33 @ Houston, 11/10/91
- 32 @ Oakland, 11/19/95
- 32 @ Washington, 12/22/96

**Most First Downs, Both Teams, Game**

- 57 @ Oakland, 11/19/95
- 55 @ Washington, 9/12/99 (OT)
- 54 @ San Francisco, 11/10/63
- 54 @ N.Y. Giants, 9/10/78
- 54 @ Houston, 11/10/91

**Fewest First Downs, Game**

- 6 @ Tennessee, 12/25/00
- 7 @ N.Y. Giants, 12/16/89
- 8 Nine times, last @ Washington, 12/29/02

**Fewest First Downs, Opponent, Game**

- 5 @ Philadelphia, 11/6/66
- 5 @ Philadelphia, 9/23/74
- 6 Three times, last vs. Seattle, 10/11/92

**Fewest First Downs, Both Teams, Game**

- 20 @ Green Bay, 10/24/65
- 21 @ Philadelphia, 11/6/66
- 21 @ Houston, 11/24/74
- 21 @ N.Y. Giants, 12/16/89

**Most First Downs, Rushing, Season**

- 147 1974
- 146 1978
- 143 1980

**Most First Downs, Rushing, Opponent, Season**

- 137 2000
- 122 1961
- 118 1986

**Fewest First Downs, Rushing, Season**

- 57 1960
- 78 1989\*
- 82 1997

**Fewest First Downs, Rushing, Opp., Season**

- 52 1969
- 59 1971
- 68 1992\*

**Most First Downs, Rushing, Game**

- 19 @ Baltimore, 12/6/81
- 18 vs. Cleveland, 11/25/82
- 17 @ Green Bay, 11/12/78
- 17 vs. Washington, 11/22/81

**Most First Downs, Rushing, Opponent, Game**

- 17 @ Chicago, 9/30/84
- 17 vs. Philadelphia, 9/3/00
- 15 Four times, last @ Baltimore, 11/19/00

**Fewest First Downs, Rushing, Game**

- 0 vs. Philadelphia, 11/1/70
- 1 Many times, last @ New Orleans, 12/6/98

**Fewest First Downs, Rushing, Opponent, Game**

- 0 Six times, last @ Atlanta, 12/21/92

**Most First Downs, Passing, Season**

- 208 1985
- 205 1983
- 202 1984

**Most First Downs, Passing, Opponent, Season**

- 193 1985
- 183 1989
- 181 1983

**Fewest First Downs, Passing, Season**

- 95 1970
- 105 1960
- 108 1965
- 110 2001\*

**Fewest First Downs, Passing, Opp., Season**

- 94 1977
- 97 1960
- 105 1970
- 128 1978\*

**Most First Downs, Passing, Game**

- 23 @ San Francisco, 11/10/63
- 22 @ Detroit, 9/15/95
- 21 @ Miami, 10/27/96

**Most First Downs, Passing, Opponent, Game**

- 21 vs. Chicago, 11/18/62
- 21 vs. Kansas City, 11/20/83
- 21 @ St. Louis, 11/11/84
- 21 @ Arizona, 11/15/98

**Fewest First Downs, Passing, Game**

- 1 vs. Tampa Bay, 9/9/01
- 2 @ Phoenix, 10/14/90
- 2 @ Tennessee, 12/25/00

**Fewest First Downs, Passing, Opponent, Game**

- 1 Three times, last @ N.Y. Jets, 12/21/75

**Most First Downs, Penalty, Season**

- 33 1985
- 32 2000
- 30 1993

**Most First Downs, Penalty, Opponent, Season**

- 38 1997
- 34 1987
- 31 1999

**Fewest First Downs, Penalty, Season**

- 9 1961, 1962, 1971
- 11 1963, 1967
- 18 1996\*

**Fewest First Downs, Penalty, Opp., Season**

- 10 1969
- 12 1961
- 16 1991\*

\*16-game record

**Most First Downs, Penalty, Game**

- 7 vs. Washington, 12/26/93
- 6 vs. Tampa Bay, 10/9/83
- 5 12 times, last vs. N.Y. Giants, 12/17/00

**Most First Downs, Penalty, Opponent, Game**

- 7 @ N.Y. Jets, 10/4/87
- 6 Five times, last @ Green Bay, 11/23/97

**NET YARDS GAINED RUSHING AND PASSING**

**Most Yards Gained, Season**

- 5,968 1979
- 5,959 1978, 1983

**Most Yards Gained, Opponent, Season**

- 5,608 1985
- 5,556 1989
- 5,427 1983

**Fewest Yards Gained, Season**

- 3,153 1960
- 3,704 1964
- 3,995 1965
- 4,081 1990\*

**Fewest Yards Gained, Opponent, Season**

- 3,213 1977
- 3,463 1974
- 3,466 1973
- 3,933 1992\*

**Most Yards Gained, Game**

- 652 vs. Philadelphia, 10/9/66
- 583 vs. Baltimore, 9/4/78
- 578 vs. St. Louis, 9/30/73

**Most Yards Gained, Opponent, Game**

- 583 @ Houston, 11/10/91
- 570 @ Cincinnati, 12/8/85
- 529 vs. Miami, 10/25/81

**Most Yards Gained, Both Teams, Game**

- 1,045 @ Washington, 9/12/99 (OT)
- 995 vs. Miami, 10/25/81
- 984 vs. Minnesota, 11/26/98

**Fewest Yards Gained, Game**

- 90 vs. Philadelphia, 9/15/91
- 96 @ Tennessee, 12/25/00
- 100 @ Phoenix, 10/14/90

**Fewest Yards Gained, Opponent, Game**

- 62 vs. Seattle, 10/11/92
- 63 @ Green Bay, 10/24/65
- 80 @ Philadelphia, 11/6/66

**Fewest Yards Gained, Both Teams, Game**

- 255 @ Green Bay, 10/24/65
- 320 @ Philadelphia, 11/6/66
- 333 @ Houston, 11/24/74

**Most Consecutive Games, 300 or More Yards**

- 17 1975-76
- 15 1978-79
- 13 1992-93

**Most Consecutive Games, 400 or More Yards**

- 4 1976
- 3 1983
- 2 Many times, last 1998

**RUSHING**

**ATTEMPTS**

**Most Rushing Attempts, Season**

- 630 1981
- 625 1978
- 594 1980

**Most Rushing Attempts, Opponent, Season**

- 543 1989
- 538 2000
- 511 1997

**Fewest Rushing Attempts, Season**

- 311 1960
- 355 1989\*
- 393 1990

**Fewest Rushing Attempts, Opponent, Season**

- 313 1969
- 339 1967
- 345 1992\*

**Most Rushing Attempts, Game**

- 66 @ Baltimore, 12/6/81
- 59 vs. San Francisco, 10/12/80
- 58 @ Green Bay, 11/12/78

**Most Rushing Attempts, Opponent, Game**

- 53 vs. N.Y. Giants, 11/7/76
- 52 vs. N.Y. Giants, 12/17/72
- 51 vs. N.Y. Giants, 9/16/90

**Fewest Rushing Attempts, Game**

- 10 @ New Orleans, 9/10/89
- 11 vs. N.Y. Giants, 9/16/90
- 13 Four times, last vs. Philadelphia, 9/3/00

**Fewest Rushing Attempts, Opponent, Game**

- 11 @ Atlanta, 12/21/92
- 12 vs. Pittsburgh, 10/30/66
- 12 vs. N.Y. Giants, 9/24/67
- 12 vs. Philadelphia, 10/16/83

**YARDS**

**Most Yards Gained Rushing, Season**

- 2,783 1978
- 2,711 1981
- 2,454 1974

**Most Yards Gained Rushing, Opponent, Season**

- 2,636 2000
- 2,242 1960
- 2,226 1984

**Fewest Yards Gained Rushing, Season**

- 1,049 1960
- 1,409 1989\*
- 1,500 1990

**Fewest Yards Gained Rushing, Opp., Season**

- 1,050 1969
- 1,094 1967
- 1,144 1971
- 1,244 1992\*

**Most Yards Gained Rushing, Game**

- 354 @ Baltimore, 12/6/81
- 313 @ Green Bay, 11/12/78
- 299 vs. Cleveland, 11/25/82

**Most Yards Gained Rushing, Opponent, Game**

- 306 vs. Philadelphia, 9/3/00
- 289 vs. Philadelphia, 10/22/61
- 283 @ Chicago, 9/30/84

**Most Yards Gained Rushing, Both Teams, Game**

- 510 @ Baltimore, 12/6/81
- 466 vs. Philadelphia, 10/22/61
- 450 vs. N.Y. Giants, 10/15/61

**Fewest Yards Gained Rushing, Game**

- 8 @ New Orleans, 12/6/98
- 20 @ New Orleans, 9/10/89
- 20 vs. N.Y. Giants, 9/16/90

**Fewest Yards Gained Rushing, Opponent, Game**

- 7 vs. Pittsburgh, 10/30/66
- 11 @ Cleveland, 9/17/67
- 16 @ Washington, 10/8/67

**AVERAGE GAIN**

**Highest Average Gain Rushing, Season**

- 4.70 1962
- 4.52 1974
- 4.50 1966

**Highest Average Gain Rushing, Opponent, Season**

- 5.04 1960
- 4.92 1961
- 4.90 2000

**Lowest Average Gain Rushing, Season**

- 3.37 1960
- 3.45 1996
- 3.55 1994

**Lowest Average Gain Rushing, Opponent, Season**

- 3.22 1974
- 3.23 1967
- 3.24 1971

**TOUCHDOWNS**

**Most Touchdowns Rushing, Season**

- 29 1995
- 26 1968, 1980, 1994

**Most Touchdowns, Rushing, Opponent, Season**

- 24 1960
- 21 1989
- 19 1962, 1987

**Fewest Touchdowns, Rushing, Season**

- 6 1960, 1961, 1997
- 7 1989, 2002

**Fewest Touchdowns, Rushing, Opp., Season**

- 3 1968, 1969
- 5 1973
- 6 1999\*



**Most Touchdowns, Rushing, Game**

- 5 @ Philadelphia, 9/29/68
- 5 @ Buffalo, 9/19/71
- 5 vs. Phoenix, 12/16/90

**Most Touchdowns, Rushing, Opponent, Game**

- 5 Four times, last vs. Philadelphia, 10/10/65
- 4 Many times, last @ Denver, 9/13/98

**Most Touchdowns, Rushing, Both Teams, Game**

- 6 Seven times, last vs. Phoenix, 12/16/90
- 5 Many times, last vs. Minnesota, 11/26/98

**PASSING****ATTEMPTS****Most Passes Attempted, Season**

- 604 1984
- 587 1985
- 555 1988

**Most Passes Attempted, Opponent, Season**

- 574 2002
- 558 1983
- 555 1993

**Fewest Passes Attempted, Season**

- 297 1970
- 321 1973
- 354 1960
- 413 2001\*

**Fewest Passes Attempted, Opponent, Season**

- 293 1960
- 326 1961
- 349 1974
- 432 1978\*

**Most Passes Attempted, Game**

- 62 @ Detroit, 9/15/85
- 57 vs. Minnesota, 11/26/98
- 55 @ N.Y. Giants, 11/6/88

**Most Passes Attempted, Opponent, Game**

- 59 vs. Kansas City, 11/20/83
- 56 @ Houston, 11/10/91
- 56 @ Arizona, 11/15/98
- 55 vs. St. Louis, 12/27/87
- 55 @ Oakland, 11/19/95
- 55 vs. San Francisco, 12/8/02

**Most Passes Attempted, Both Teams, Game**

- 99 @ Philadelphia, 10/23/88
- 95 @ Houston, 11/10/91
- 92 vs. Minnesota, 11/26/98

**Fewest Passes Attempted, Game**

- 8 vs. Washington, 12/10/00
- 11 vs. Atlanta, 10/11/70
- 11 vs. N.Y. Giants, 10/21/73
- 12 vs. Philadelphia, 10/14/62

**Fewest Passes Attempted, Opponent, Game**

- 10 vs. Washington, 10/3/71
- 10 vs. Miami, 11/22/73
- 12 @ Pittsburgh, 11/20/77

**Fewest Passes Attempted, Both Teams, Game**

- 28 @ N.Y. Jets, 12/21/75
- 29 vs. Atlanta, 10/11/70
- 31 @ N.Y. Giants, 10/10/76

**COMPLETIONS****Most Passes Completed, Season**

- 346 1983
- 344 1985
- 322 1984, 1995

**Most Passes Completed, Opponent, Season**

- 334 1993, 2002
- 320 1991
- 301 1989

**Fewest Passes Completed Season**

- 149 1970
- 163 1960
- 168 1965
- 210 2001\*

**Fewest Passes Completed, Opponent, Season**

- 145 1960
- 154 1977
- 162 1975
- 202 1978\*

**Most Passes Completed, Game**

- 40 @ Detroit, 9/15/85
- 34 @ N.Y. Giants, 10/5/97
- 34 vs. Minnesota, 11/26/98
- 33 @ Rams, 9/3/84
- 33 @ Miami, 10/27/96

**Most Passes Completed, Opponent, Game**

- 41 @ Houston, 11/10/91
- 36 vs. San Francisco, 12/8/02
- 34 @ Atlanta, 12/21/92

**Most Pass Completions, Both Teams, Game**

- 65 @ Houston, 11/10/91
- 58 @ Philadelphia, 10/23/88
- 57 @ San Diego, 11/13/83

**Fewest Passes Completed, Game**

- 4 vs. Atlanta, 10/11/70
- 5 vs. Washington, 12/12/76
- 5 vs. Washington, 12/10/00
- 5 @ Tennessee, 12/25/00

**Fewest Passes Completed, Opponent, Game**

- 2 @ N.Y. Jets, 12/21/75
- 4 Four times, last vs. Rams, 9/21/75

**Fewest Pass Completions, Both Teams, Game**

- 8 @ N.Y. Jets, 12/21/75
- 14 Five times, last vs. Rams, 9/21/75

**YARDS****Most Yards Gained, Passing, Season**

- 3,861 1985
- 3,842 1983
- 3,623 1995

**Most Yards Gained, Passing, Opponent, Season**

- 3,928 1983
- 3,755 1985
- 3,674 1962

**Fewest Yards Gained, Passing, Season**

- 2,013 1964
- 2,104 1960
- 2,149 1970
- 2,218 2001\*

**Fewest Yards Gained, Passing, Opp., Season**

- 1,562 1977
- 1,909 1976
- 1,913 1970
- 2,288 1978\*

**Most Yards Gained, Passing, Game**

- 455 vs. Minnesota, 11/26/98
- 452 @ Detroit, 9/15/85
- 440 vs. Philadelphia, 10/9/66

**Most Yards Gained, Passing, Opponent, Game**

- 448 @ Arizona, 11/15/98
- 437 vs. Chicago, 11/18/62
- 425 @ Houston, 11/10/91

**Most Yards Gained, Passing, Both Teams, Game**

- 808 vs. Minnesota, 11/26/98
- 724 @ Washington, 9/12/99 (OT)
- 720 @ N.Y. Giants, 10/6/85

**Fewest Yards Gained, Passing, Game**

- 1 @ Green Bay, 10/24/65
- 10 @ Tennessee, 12/25/00
- 28 vs. Tampa Bay, 9/9/01

**Fewest Yards Gained, Passing, Opp., Game**

- 10 @ Green Bay, 10/24/65
- 1 @ N.Y. Jets, 12/21/75
- 1 vs. Washington, 10/16/77

**Fewest Yards Gained, Pass., Both Teams, Game**

- 11 @ Green Bay, 10/24/65
- 83 vs. Atlanta, 10/11/70
- 85 @ N.Y. Jets, 12/21/75

**COMPLETION PERCENTAGE****Highest Completion Percentage, Season**

- 66.7 1993 (317 of 475)
- 65.2 1995 (322 of 494)
- 64.0 1992 (314 of 491)

**Highest Completion Percentage, Opp., Season**

- 61.7 1989 (301 of 488)
- 60.5 2000 (277 of 458)
- 60.2 1993 (334 of 555)

**Lowest Completion Percentage, Season**

- 46.0 1960 (163 of 354)
- 46.4 1965 (168 of 362)
- 47.5 1964 (192 of 404)

**Lowest Completion Percentage, Opp., Season**

- 40.5 1960 (159 of 393)
- 41.6 1977 (154 of 370)
- 43.4 1975 (162 of 373)

**Highest Completion Percentage, Game (10 att.)**

- 87.5 @ Philadelphia, 11/6/83 (21 of 24)
- 86.7 @ N.Y. Giants, 10/10/76 (16 of 19)
- 85.7 @ Atlanta, 12/21/92 (18 of 21)

**Highest Completion Percentage,****Opponent, Game (10 att.)**

85.7 @ Detroit, 12/11/60 (12 of 14)  
 84.2 @ New Orleans, 9/10/89 (16 of 19)  
 83.3 vs. Jacksonville, 10/29/00 (20 of 24)

**Highest Completion Percentage, Both Teams, Game**

80.6 @ N.Y. Giants, 10/10/76 (25 of 31)  
 78.7 vs. N.Y. Giants, 9/29/91 (48 of 61)  
 78.0 @ N.Y. Giants, 9/30/90 (39 of 50)

**Lowest Completion Percentage, Game**

22.7 vs. Washington, 12/12/76 (5 of 22)  
 25.0 @ Tennessee, 12/25/00 (5 of 20)  
 28.6 vs. Washington, 9/26/65 (6 of 21)

**Lowest Completion Percentage, Opp., Game**

16.7 @ N.Y. Jets, 12/21/75 (2 of 12)  
 18.2 @ St. Louis, 10/23/60 (4 of 22)  
 21.1 @ Green Bay, 10/24/65 (4 of 19)

**Lowest Completion Per., Both Teams, Game**

28.6 @ N.Y. Jets, 12/21/75 (8 of 28)  
 30.4 @ St. Louis, 10/23/60 (14 of 46)  
 34.1 vs. Rams, 9/21/75 (14 of 41)

**TOUCHDOWNS****Most Touchdowns, Passing, Season**

31 1962, 1983  
 30 1980

**Most Touchdowns, Passing, Opponent, Season**

33 1962  
 31 1963  
 30 1988

**Fewest Touchdowns, Passing, Season**

10 1964  
 12 1990\*, 1996\*

**Fewest Touchdowns, Passing, Opp., Season**

10 1970, 1996  
 11 1978

**Most Touchdowns, Passing, Game**

5 Seven times, last @ Washington, 9/12/99 (OT)  
 4 Many times, last @ Pittsburgh, 8/31/97

**Most Touchdowns, Passing, Opponent, Game**

6 @ N.Y. Giants, 12/16/62  
 5 Four times, last @ Cleveland, 11/2/69

**SACKS****TOTAL SACKS****Most Sacks, Season**

62 1985  
 60 1966  
 58 1978

**Most Sacks, Opponent, Season**

68 1964  
 60 1986  
 55 1965  
 55 1966

**Fewest Sacks, Season**

20 1960, 1963  
 21 1961  
 23 1991\*

**Fewest Sacks, Opponent, Season**

18 1995  
 19 1996, 1998  
 20 1994

**Most Sacks, Game**

12 @ Pittsburgh, 11/20/66  
 12 @ Houston, 9/29/85  
 11 @ Detroit, 10/6/75  
 11 @ N.Y. Jets, 10/4/87

**Most Sacks, Opponent, Game**

11 @ San Diego, 11/16/86  
 11 vs. Philadelphia, 9/15/91  
 10 vs. New England, 11/22/84

**Most Sacks, Both Teams, Game**

17 @ Pittsburgh, 11/20/66  
 15 @ San Diego, 11/16/86  
 14 Four times, last @ Houston, 9/29/85

**Games With No Sacks Allowed, Season**

8 1994  
 6 1995  
 5 Five times, last 1998

**SACK YARDAGE****Most Sack Yardage, Season**

459 1985  
 452 1969  
 442 1978

**Most Sack Yardage, Opponent, Season**

503 1964  
 498 1986  
 403 1987

**Fewest Sack Yardage, Season**

130 2001  
 137 2002  
 151 1991

**Fewest Sack Yardage, Opponent, Season**

93 1994  
 110 1998  
 112 1992

**Most Sack Yardage, Game**

84 vs. Detroit, 10/6/75  
 84 @ Houston, 11/24/74  
 82 @ Houston, 9/29/85

**Most Sack Yardage, Opponent, Game**

93 @ San Diego, 11/16/86  
 77 vs. San Francisco, 11/23/72  
 71 @ Atlanta, 9/15/74

**INTERCEPTIONS****TOTAL INTERCEPTIONS****Most Interceptions, Season**

37 1981  
 33 1985  
 29 1967

**Most Interceptions, Opponent, Season**

33 1960  
 28 1967  
 27 1961, 1988, 1989

**Fewest Interceptions, Season**

7 1989, 1997  
 9 2001  
 10 1988

**Fewest Interceptions, Opponent, Season**

6 1993  
 8 1998  
 10 1977, 1995

**Most Interceptions, Game**

7 @ Philadelphia, 9/26/71  
 6 vs. Washington, 9/9/85  
 5 Seven times, last vs. Miami, 11/25/99

**Most Interceptions, Opponent, Game**

5 Six times, last @ N.Y. Giants, 10/15/00

**YARDS GAINED****Most Yards, Season**

549 1963  
 523 1980  
 482 1981

**Most Yards, Opponent, Season**

586 1961  
 437 1963  
 396 1989

**Fewest Yards, Season**

37 1989  
 67 1988  
 100 1960

**Fewest Yards, Opponent, Season**

47 1993  
 93 1974  
 100 1999

**Most Yards, Game**

183 vs. Washington, 11/3/63  
 154 vs. Atlanta, 9/20/99  
 150 @ Philadelphia, 9/26/71

**Most Yards, Opponent, Game**

138 vs. N.Y. Giants, 10/15/61  
 129 @ Minnesota, 10/18/70  
 127 @ Cleveland, 10/23/66

**TOUCHDOWNS****Most Touchdowns By Interceptions, Season**

4 1985, 1995, 1999  
 3 Seven times, last 2001

**Most Touchdowns By Interceptions, Opponent, Season**

5 1961, 1963  
 4 1964, 1984, 1990, 2001.

\*16-game record





## PUNTING

## TOTAL PUNTS

## Most Punts, Season

112 2002  
108 1984  
87 1986

## Most Punts, Opponent, Season

108 1978  
103 1977  
99 1984

## Fewest Punts, Season

51 1972  
55 1995\*  
56 1971, 1993

## Fewest Punts, Opponent, Season

43 1961  
50 1960  
52 1963  
55 1995\*

## Most Punts, Game

11 vs. Green Bay, 9/23/84  
10 Nine times, last @ Detroit, 11/3/02

## Most Punts, Opponent, Game

11 @ Rams, 9/30/62  
11 @ Atlanta, 9/15/74  
11 vs. Buffalo, 11/15/76  
11 vs. New England, 11/22/84  
10 Many times, last @ Houston, 9/8/02

## Most Punts, Both Teams, Game

21 vs. Buffalo, 11/15/76  
21 vs. New England, 11/22/84  
20 vs. Green Bay, 9/23/84

## Fewest Punts, Game

0 vs. Cleveland, 12/3/61  
0 vs. Detroit, 9/15/68  
0 vs. Baltimore, 9/4/78  
0 vs. Cincinnati, 11/12/00

## Fewest Punts, Opponent, Game

0 vs. Philadelphia, 10/22/61  
0 vs. N.Y. Giants, 9/29/91  
1 12 times, last vs. San Francisco, 9/24/00

## Fewest Punts, Both Teams, Game

1 vs. Cleveland, 12/3/61  
2 vs. Philadelphia, 10/22/61  
3 Seven times, last vs. Cincinnati, 11/12/00

## Consecutive Punts, No Blocks

611 1989-98  
396 1961-66  
382 1978-83

## Consecutive Punts, No Blocks, Opponent

591 1977-84  
582 1992-99  
330 1960-65

## AVERAGE YARDAGE

## Highest Average Distance, Punting, Season

45.4 1962  
44.2 1963  
43.3 1969

## Highest Average Distance, Punting, Opponent, Season

46.1 1996  
45.5 1961  
43.6 1997

## Highest Avg. Distance, Punting, Game (4 punts)

55.3 vs. Chicago, 9/28/97  
53.4 vs. New Orleans, 11/3/68  
53.3 vs. Washington, 10/24/99

## Highest Average Distance, Punting, Opponent, Game (4 punts)

54.4 @ Miami, 10/27/96  
54.3 @ Cleveland, 10/17/65  
54.0 vs. N.Y. Giants, 10/5/80

## PUNT RETURNS

## TOTAL RETURNS

## Most Punt Returns, Season

63 1978  
62 1974  
61 1977

## Most Punt Returns, Opponent, Season

58 2002  
55 1984  
53 1983

## Fewest Punt Returns, Season

18 1962  
23 1963, 1995\*

## Fewest Punt Returns, Opponent, Season

15 1972  
17 1961  
18 1960  
22 1995\*

## Most Punt Returns, Game

9 vs. Buffalo, 11/15/76  
8 vs. Cleveland, 11/25/82  
8 @ Houston, 12/13/82

## Most Punt Returns, Opponent, Game

8 vs. N.Y. Giants, 11/4/84  
7 Five times, last vs. Phoenix, 10/30/88

## YARDS GAINED

## Most Yards, Punt Returns, Season

573 1974  
556 1980  
550 1992

## Most Yards, Punt Returns, Opponent, Season

637 2002  
588 1983  
493 2001  
459 1999

## Fewest Yards, Punt Returns, Season

81 1962  
103 1961  
134 1972  
197 1989\*

## Fewest Yards, Punt Returns, Opponent, Season

41 1972  
52 1964  
83 1960  
169 1993\*

## Most Yards, Punt Returns, Game

126 vs. Green Bay, 11/29/64  
124 @ Philadelphia, 12/15/91  
122 vs. Pittsburgh, 12/8/68

## Most Yards, Punt Returns, Opponent, Game

139 @ Atlanta, 11/11/01  
123 @ N.Y. Giants, 10/18/99  
112 @ St. Louis, 10/13/74

## TOUCHDOWNS

## Most Touchdowns, Punt Returns, Season

2 1968, 1992, 1993, 1998, 2000  
1 10 times, last 2001

## Most Touchdowns, Punt Returns, Opp., Season

1 10 times, last 1999

## KICKOFF RETURNS

## TOTAL RETURNS

## Most Kickoff Returns, Season

77 1989  
70 1983  
69 1988, 2000

## Most Kickoff Returns, Opponent, Season

85 1995  
82 1994  
78 1983

## Fewest Kickoff Returns, Season

33 1973  
36 1969, 1993\*

## Fewest Kickoff Returns, Opponent, Season

32 1960  
43 1961  
46 1989\*

## Most Kickoff Returns, Game

9 @ Minnesota, 10/18/70  
8 Six times, last @ N.Y. Giants, 12/15/02

## Most Kickoff Returns, Opponent, Game

10 vs. Detroit, 9/15/68  
9 Five times, last vs. New England, 10/24/71

## YARDS GAINED

## Most Yards, Kickoff Returns, Season

1,709 1989  
1,521 2002  
1,520 1997

## Most Yards, Kickoff Returns, Opponent, Season

1,806 1983  
1,709 1978, 1994

**Fewest Yards, Kickoff Returns, Season**

699 1992  
718 1969  
725 1973

**Fewest Yards, Kickoff Returns, Opponent, Season**

811 1960  
853 1989\*  
948 1961

**Most Yards, Kickoff Returns, Game**

260 vs. San Francisco, 11/7/65  
240 @ Philadelphia, 9/22/02  
235 vs. Atlanta, 10/20/96

**Most Yards, Kickoff Returns, Opponent, Game**

261 @ Philadelphia, 11/6/66  
258 vs. Green Bay, 10/3/93  
219 vs. Baltimore, 9/4/78

**TOUCHDOWNS****Most Touchdowns, Kickoff Returns, Season**

2 1971, 2002  
1 Nine times, last 1994

**Most Touchdowns, Kickoff Returns, Opponent, Season**

3 1966  
1 Six times, last 1993

**FUMBLES****TOTAL FUMBLES****Most Fumbles, Season**

46 1961  
45 1981  
44 1986

**Most Fumbles, Opponent, Season**

44 1973  
43 1975, 1981

**Fewest Fumbles, Season**

16 1992  
18 1998  
21 1960, 1968

**Fewest Fumbles, Opponent, Season**

15 1994  
16 1995  
20 1979

**Most Fumbles, Game**

8 @ Tennessee, 12/25/00  
7 vs. N.Y. Giants, 10/11/71  
6 Six times, last vs. Philadelphia, 12/21/02

**Most Fumbles, Opponent, Game**

7 @ Washington, 11/28/65  
7 vs. Kansas City, 11/10/75  
6 Six times, last @ N.Y. Giants, 11/4/01

**FUMBLES LOST****Most Fumbles Lost, Season**

21 1961, 1971, 1979

**Most Fumbles Lost, Opponent, Season**

25 1971  
23 1973  
21 1983

**Fewest Fumbles Lost, Season**

7 1998  
9 1990, 1992  
10 1966, 1994, 1999

**Fewest Fumbles Lost, Opponent, Season**

6 1995  
9 1988, 1994, 1999, 2000

**Most Fumbles Lost, Game**

5 @ New Orleans, 11/3/68  
5 vs. N.Y. Giants, 10/11/71  
5 vs. Kansas City, 11/10/75

**Most Fumbles Lost, Opponent, Game**

5 Four times, last vs. Raiders, 10/23/83

**Most Consecutive Games Without Losing Fumble**

7 1998  
5 1997  
4 1991, 1992, 1994, 1996

**PENALTIES****TOTAL PENALTIES****Most Penalties, Season**

141 1988  
136 1999  
131 1987

**Most Penalties, Opponent, Season**

120 1998  
119 2002  
112 1995

**Fewest Penalties, Season**

47 1961  
62 1960, 1962  
74 1991\*

**Fewest Penalties, Opponent, Season**

38 1961  
50 1965  
52 1963, 1973  
69 2001\*

**Most Penalties, Game**

17 @ Cleveland, 12/4/88  
16 @ N.Y. Jets, 10/4/87  
16 @ Philadelphia, 10/23/88

**Most Penalties, Opponent, Game**

14 vs. Tampa Bay, 10/9/83  
14 vs. Carolina, 10/20/02  
13 Five times, last vs. Philadelphia, 9/15/97

**Most Penalties, Both Teams, Game**

26 vs. Tampa Bay, 10/9/83  
26 @ N.Y. Jets, 10/4/87  
26 @ Cleveland, 12/4/88  
25 vs. L.A. Rams, 10/18/81

**Fewest Penalties, Game**

0 @ St. Louis, 12/10/61  
0 vs. Washington, 11/23/80  
0 @ Washington, 11/5/89

**Fewest Penalties, Opponent, Game**

0 @ Pittsburgh, 10/21/62  
0 @ Philadelphia, 12/5/65  
0 @ Seattle, 12/16/01

**YARDS PENALIZED****Most Yards Penalized, Season**

1,196 1999  
1,148 1988  
1,108 1998

**Most Yards Penalized, Opponent, Season**

999 2000  
990 1985  
989 1980

**Fewest Yards Penalized, Season**

427 1961  
600 1960  
610 1991\*

**Fewest Yards Penalized, Opponent, Season**

362 1961  
479 1963  
483 1965  
634 2001\*

**Most Yards Penalized, Game**

161 @ Washington, 11/2/70  
159 vs. Philadelphia, 10/13/68  
152 vs. Minnesota, 11/26/98

**Most Yards Penalized, Opponent, Game**

185 vs. Tampa Bay, 10/9/83  
166 @ St. Louis, 10/9/77  
150 @ N.Y. Jets, 10/4/87

**Most Yards Penalized, Both Teams, Game**

294 vs. Tampa Bay, 10/9/83  
281 @ N.Y. Jets, 10/4/87  
275 @ St. Louis, 10/9/77

**Fewest Yards Penalized, Game**

0 @ St. Louis, 12/10/61  
0 vs. Washington, 11/23/80  
0 @ Washington, 11/5/89

**Fewest Yards Penalized, Opponent, Game**

0 @ Pittsburgh, 10/21/62  
0 @ Philadelphia, 12/5/65  
0 @ Seattle, 12/16/01





## BLOCKED KICKS

## BLOCKS

(Extra Points, Field Goals and Punts)

## Most, Season

- 14 1965
- 7 1968
- 6 1963, 1973

## Most, Season, Opponent

- 7 1973
- 6 1960, 2001
- 4 1965, 1977, 1989

## Most, Game

- 3 @ Pittsburgh, 10/31/65
- 2 11 times, last vs. Detroit, 9/19/94

## Most, Game, Opponent

- 3 @ Washington, 10/8/73
- 2 Nine times, last @ Oakland, 10/7/01

## BLOCKED EXTRA POINTS

## Most, Season

- 4 1965
- 2 1963, 1968, 1979\*

## Most, Season, Opponent

- 2 1960, 1979
- 1 Six times, last 1992

## Most, Game

- 2 @ Pittsburgh, 10/31/65
- 1 Many times, last vs. Washington, 11/28/02

## Most, Game, Opponent

- 2 vs. Philadelphia, 9/30/60
- 2 @ Minnesota, 10/7/79
- 1 Five times, last @ Green Bay, 10/8/89

## BLOCKED FIELD GOALS

## Most, Season

- 9 1965
- 5 1968
- 4 1963, 1969, 1973, 1978

## Most, Season, Opponent

- 5 1973
- 4 1960
- 3 1965, 1991, 2001

## Most, Game

- 2 Five times, last vs. Detroit, 9/19/94

## Most, Game, Opponent

- 2 Six times, last @ Oakland, 10/7/01

## BLOCKED PUNTS

## Most, Season

- 4 1976
- 3 1991
- 2 1973, 1977, 1990, 1992

## Most, Season, Opponent

- 3 2001
- 2 1973, 1976, 1989

## Most, Game

- 2 vs. N.Y. Giants, 10/21/73
- 2 @ Houston, 11/10/91

1 Many times, last vs. San Francisco, 12/8/02

## Most, Game, Opponent

- 1 Many times, last vs. Washington, 11/28/02

\*16-game record

## Cowboys Longest Plays

## LONG RUNS FROM SCRIMMAGE

- 99 - Tony Dorsett @ Minnesota, Jan. 3, 1983 (TD).
- 84 - Tony Dorsett vs. Philadelphia, Dec. 4, 1977 (TD).**
- 84 - Herschel Walker vs. Philadelphia, Dec. 14, 1986 (TD).
- 80 - Troy Hambrick @ Philadelphia, Sept. 30, 2001
- 77 - Tony Dorsett @ St. Louis, Oct. 9, 1977 (TD).**
- 77 - Tony Dorsett @ Washington, Sept. 5, 1983.
- 75 - Tony Dorsett @ New England, Sept. 21, 1981 (TD).
- 75 - Emmitt Smith vs. Washington, Sept. 9, 1991 (TD).
- 73 - Amos Bullocks vs. Chicago, Nov. 18, 1962 (TD).**
- 71 - Amos Marsh vs. N.Y. Giants, Oct. 15, 1961.**
- 70 - Amos Marsh @ Washington, Nov. 4, 1962.
- 68 - Les Shy vs. Philadelphia, Oct. 9, 1966.**
- 68 - Emmitt Smith vs. N.Y. Giants, Nov. 26, 1992 (TD).
- 67 - Dan Reeves vs. Washington, Dec. 11, 1966 (TD).
- 64 - Jim Stiger @ Washington, Nov. 22, 1964.
- 63 - Tony Dorsett vs. New Orleans, Nov. 19, 1978.
- 63 - Paul Palmer @ Kansas City, Oct. 22, 1989 (TD).
- 63 - Emmitt Smith @ Minnesota, Nov. 8, 1999 (TD).
- 62 - Kelvin Edwards vs. Philadelphia, Oct. 11, 1987 (TD).
- 62 - Emmitt Smith @ Philadelphia, Oct. 31, 1993 (TD).

## LONG FORWARD PASSES

- 95 - Don Meredith to Bob Hayes @ Washington, Nov. 13, 1966 (TD).
- 91 - Roger Staubach to Tony Dorsett vs. Baltimore, Sept. 4, 1978 (TD).
- 90 - Troy Aikman to Alvin Harper @ San Francisco, Nov. 13, 1994.
- 90 - Troy Aikman to Jason Tucker vs. N.Y. Giants, Jan. 2, 2000 (TD).
- 89 - Craig Morton to Bob Hayes @ Kansas City, Oct. 25, 1970 (TD).
- 87 - Troy Aikman to Michael Irvin vs. Phoenix, Sept. 20, 1992 (TD).
- 86 - Craig Morton to Lance Rentzel vs. Philadelphia, Nov. 1, 1970 (TD).
- 86 - Bernie Kosar to Emmitt Smith vs. Phoenix, Nov. 14, 1993.
- 85 - Eddie LeBaron to Amos Marsh @ L.A. Rams, Sept. 30, 1962 (TD).
- 85 - Roger Staubach to Bob Hayes @ N.Y. Giants, Dec. 12, 1971 (TD).

Bold denotes rookie



## LONG PUNTS

- 84 - Ron Widby @ New Orleans, Nov. 3, 1968.
- 75 - Sam Baker @ L.A. Rams, Sept. 30, 1962.
- 75 - Billy Lothridge vs. N.Y. Giants, Oct. 11, 1964.**
- 73 - Danny White vs. L.A. Rams, Oct. 14, 1979.
- 72 - Toby Gowin vs. Chicago, Sept. 28, 1997.**
- 71 - Sam Baker @ N.Y. Giants, Dec. 16, 1962.
- 71 - Billy Lothridge vs. St. Louis, Sept. 12, 1964.**
- 67 - Dave Sherer @ St. Louis, Oct. 23, 1960.
- 65 - Toby Gowin @ Chicago, Oct. 18, 1998.
- 64 - Sam Baker vs. N.Y. Giants, Dec. 1, 1963.
- 64 - Mike Saxon vs. Atlanta, Dec. 22, 1991.
- 64 - Toby Gowin @ N.Y. Giants, Oct. 18, 1999

## LONG PUNT RETURNS

- 98 - Dennis Morgan @ St. Louis, Oct. 13, 1974 (TD).**
- 90 - Bob Hayes vs. Pittsburgh, Dec. 8, 1968 (TD).
- 85 - Kelvin Martin @ Philadelphia, Dec. 15, 1991 (TD).
- 83 - Kevin Williams vs. Washington, Nov. 20, 1994 (TD).
- 83 - Deion Sanders vs. Chicago, Sept. 28, 1997 (TD).
- 79 - Kelvin Martin vs. Washington, Sept. 7, 1992 (TD).
- 76 - Deion Sanders @ Indianapolis, Oct. 31, 1999.
- 74 - Kelvin Martin vs. L.A. Rams, Nov. 15, 1992 (TD).
- 71 - Joey Galloway vs. Philadelphia, Dec. 21, 2002.
- 70 - Deion Sanders vs. Washington, Oct. 24, 1999 (TD).

## LONG KICKOFF RETURNS

- 102 - Alexander Wright vs. Atlanta, Dec. 22, 1991 (TD).
- 101 - Amos Marsh vs. Philadelphia, Oct. 14, 1962 (TD).
- 101 - Ike Thomas vs. N.Y. Jets, Dec. 4, 1971 (TD).**
- 100 - Mel Renfro vs. San Francisco, Nov. 7, 1965 (TD).
- 100 - Mark Washington @ Washington, Nov. 22, 1970 (TD).**
- 100 - Reggie Swinton @ Philadelphia, Sept. 22, 2002 (TD).
- 97 - Thomas Henderson vs. St. Louis, Sept. 28, 1975 (TD).**
- 97 - James Dixon @ Kansas City, Oct. 22, 1989 (TD).**
- 90 - James Dixon @ Green Bay, Oct. 8, 1989.**
- 90 - Alexander Wright vs. N.Y. Giants, Sept. 16, 1990 (TD).**
- 90 - Jason Tucker @ N.Y. Giants, Oct. 15, 2000.

## LONG INTERCEPTION RETURNS

- 100 - Mike Gaechter vs. Philadelphia, Oct. 14, 1962 (TD).**
- 96 - Dennis Thurman @ Washington, Sept. 6, 1981.
- 95 - George Teague vs. Green Bay, Nov. 14, 1999 (TD).
- 94 - Darren Woodson @ Philadelphia, Dec. 4, 1994 (TD).
- 90 - Mel Renfro @ St. Louis, Oct. 4, 1965 (TD).
- 87 - Greg Ellis vs. Atlanta, Sept. 20, 1999 (TD).
- 86 - Mike Gaechter vs. Washington, Nov. 3, 1963.
- 85 - Roy Williams @ Washington, Dec. 29, 2002 (TD).**
- 79 - Thomas Henderson vs. Tampa Bay, Oct. 2, 1977 (TD).
- 78 - Dennis Thurman @ St. Louis, Nov. 2, 1980 (TD).

## LONG FUMBLE RETURNS

- 98 - Greg Ellis vs. Arizona, Oct. 3, 1999 (TD).
- 97 - Chuck Howley @ Atlanta, Oct. 2, 1966 (TD).
- 86 - Michael Downs @ Houston, Dec. 13, 1982 (TD).
- 84 - Don Bishop vs. St. Louis, Oct. 28, 1962 (TD).
- 77 - Jim Jeffcoat vs. Washington, Sept. 24, 1989 (TD).
- 72 - Benny Barnes @ San Francisco, Oct. 11, 1981 (TD).
- 63 - Jim Ridlon vs. Philadelphia, Dec. 6, 1964 (TD).
- 58 - Chuck Howley vs. San Francisco, Nov. 7, 1965.
- 54 - Mike Montgomery vs. Detroit, Oct. 30, 1972 (TD).
- 42 - Bob Lilly @ St. Louis, Dec. 15, 1963 (TD).

## LONG RETURNS OF FIELD GOAL ATTEMPTS

- 94 - Jerry Norton @ St. Louis, Dec. 9, 1962 (TD).
- 62 - Ron Fellows vs. New Orleans, Sept. 25, 1983 (TD).
- 60 - Mike Gaechter @ Washington, Nov. 28, 1965 (TD).
- 60 - Obert Logan @ N.Y. Giants, Dec. 19, 1965 (TD).**
- 51 - Bernard Ford @ Philadelphia, Dec. 10, 1989.

Bold denotes rookie



## Cowboys Big Days

## RUSHING

1.	237	-	Emmitt Smith @ Philadelphia, Oct. 31, 1993 (30 carries).
2.	<b>206</b>	-	<b>Tony Dorsett vs. Philadelphia, Dec. 4, 1977 (23 carries).</b>
3.	183	-	Tony Dorsett @ N.Y. Giants, Nov. 9, 1980 (24 carries).
4.	182	-	Emmitt Smith @ Phoenix, Sept. 22, 1991 (23 carries).
5.	175	-	Tony Dorsett @ Baltimore, Dec. 6, 1981 (30 carries).
6.	174	-	Emmitt Smith @ Atlanta, Dec. 21, 1992 (24 carries).
7.	173	-	Herschel Walker @ New England, Nov. 15, 1987 (28 carries).
8.	172	-	Emmitt Smith vs. Philadelphia, Dec. 6, 1993 (23 carries).
9.	171	-	Emmitt Smith @ Pittsburgh, Sept. 4, 1994 (31 carries).
10.	168	-	Emmitt Smith @ N.Y. Giants, Jan. 2, 1994 (32 carries).
11.	167	-	Emmitt Smith @ Atlanta, Oct. 29, 1995 (26 carries).
12.	163	-	Emmitt Smith vs. Philadelphia, Nov. 1, 1992 (30 carries).
	163	-	Emmitt Smith vs. N.Y. Giants, Nov. 7, 1994 (35 carries).
	163	-	Emmitt Smith @ N.Y. Giants, Sept. 4, 1995 (21 carries).
	163	-	Emmitt Smith vs. N.Y. Giants, Nov. 8, 1998 (29 carries).
16.	162	-	Tony Dorsett @ New England, Sept. 21, 1981 (19 carries).
17.	160	-	Emmitt Smith vs. Atlanta, Dec. 22, 1991 (32 carries).
18.	159	-	Tony Dorsett vs. L.A. Rams, Oct. 18, 1981 (27 carries).
	159	-	Tony Dorsett @ Houston, Sept. 29, 1985 (23 carries).
20.	158	-	Emmitt Smith vs. Philadelphia, Nov. 6, 1995 (27 carries).
21.	155	-	Emmitt Smith vs. Washington, Nov. 28, 1996 (29 carries).
22.	154	-	Tony Dorsett vs. St. Louis, Sept. 24, 1978 (21 carries).
23.	153	-	Calvin Hill vs. San Francisco, Nov. 10, 1974 (32 carries).
	153	-	Tony Dorsett @ Minnesota, Jan. 3, 1983 (16 carries).
	153	-	Emmitt Smith vs. Washington, Dec. 26, 1993 (21 carries).
26.	152	-	Tony Dorsett vs. New Orleans, Nov. 19, 1978 (25 carries).
	152	-	Emmitt Smith @ L.A. Raiders, Oct. 25, 1992 (29 carries).
28.	151	-	Tony Dorsett @ Washington, Sept. 5, 1983 (14 carries).
29.	150	-	Calvin Hill @ Washington, Nov. 16, 1969 (27 carries).
	150	-	Emmitt Smith @ Minnesota, Sept. 17, 1995 (20 carries).
	150	-	Emmitt Smith vs. Washington, Dec. 10, 2000 (23 carries).
32.	149	-	Tony Dorsett @ Green Bay, Nov. 12, 1978 (23 carries).
	149	-	Herschel Walker @ Phoenix, Sept. 12, 1988 (29 carries).
34.	147	-	Tony Dorsett vs. Baltimore, Sept. 4, 1978 (15 carries).
35.	145	-	Tony Dorsett @ Minnesota, Oct. 7, 1979 (21 carries).

## 100-YARD RUSHING GAMES - CAREER

	100-Yard Games	Team Record	Pct.
Emmitt Smith.....	76	57-19	.750
Tony Dorsett.....	43	39-4	.907
Calvin Hill.....	16	14-2	.875
Don Perkins.....	10	5-4-1	.550
Herschel Walker.....	9	5-4	.556
Duane Thomas.....	6	6-0	1.000
Robert Newhouse.....	5	5-0	1.000
Walt Garrison.....	2	2-0	1.000
Scott Laidlaw.....	2	2-0	1.000
Amos Marsh.....	2	2-0	1.000
Dan Reeves.....	2	1-1	.500
Troy Hambrick.....	2	0-2	.000
Paul Palmer.....	1	1-0	1.000
Chris Warren.....	1	1-0	1.000
Preston Pearson.....	1	0-1	.000
Total.....	178	140-37-1	.789

## RECEIVING

1.	246	-	Bob Hayes @ Washington, Nov. 13, 1966 (9 catches).
2.	241	-	Frank Clarke vs. Washington, Sept. 16, 1962 (10 catches).
3.	223	-	Lance Rentzel vs. Washington, Nov. 19, 1967 (13 catches).
4.	213	-	Tony Hill vs. Philadelphia, Nov. 12, 1979 (7 catches).
5.	210	-	Michael Irvin vs. Phoenix, Sept. 20, 1992 (8 catches).
6.	<b>203</b>	-	<b>James Dixon @ Phoenix, Nov. 12, 1989 (6 catches).</b>
	203	-	Kevin Williams @ Arizona, Dec. 25, 1995 (9 catches).
8.	198	-	Michael Irvin @ Arizona, Dec. 8, 1996 (8 catches).
9.	195	-	Bob Hayes vs. N.Y. Giants, Sept. 18, 1966 (6 catches).
10.	190	-	Frank Clarke @ San Francisco, Nov. 10, 1963 (8 catches).
11.	188	-	Drew Pearson @ Detroit, Oct. 6, 1975 (6 catches).
12.	187	-	Bob Hayes vs. Houston, Dec. 20, 1970 (6 catches).
13.	186	-	Michael Irvin @ Miami, Oct. 27, 1996 (12 catches).
14.	181	-	Bob Hayes vs. Baltimore, Dec. 13, 1969 (5 catches).
	181	-	Tony Hill @ Detroit, Sept. 15, 1985 (11 catches).
16.	<b>177</b>	-	<b>Bob Hayes vs. Philadelphia, Oct. 10, 1965 (8 catches).</b>
17.	170	-	Bob Hayes @ Pittsburgh, Oct. 22, 1967 (7 catches).
	170	-	Herschel Walker vs. Philadelphia, Dec. 14, 1986 (9 catches).
	<b>170</b>	-	<b>Antonio Bryant @ Washington, Dec. 29, 2002 (7 catches).</b>
20.	169	-	Michael Irvin vs. Atlanta, Dec. 22, 1991 (10 catches).



# THE RECORDS

## 100-YARD RECEIVING GAMES - CAREER

	100-Yard Games	Team Record	Pct.
Michael Irvin .....	47	36-11	.766
Tony Hill .....	26	17-9	.654
Bob Hayes .....	21	16-5	.762
Drew Pearson .....	19	11-8	.579
Lance Rentzel .....	12	10-2	.833
Frank Clarke .....	12	4-6-2	.417
Alvin Harper .....	6	4-2	.667
Raghib Ismail .....	5	4-1	.800
Bill Howton .....	5	1-4	.200
Joey Galloway .....	4	3-1	.750
Doug Cosbie .....	4	2-2	.500
Mike Renfro .....	4	2-2	.500
Jay Novacek .....	4	1-3	.250
Ray Alexander .....	3	1-2	.333
James McKnight .....	3	1-2	.333
Herschel Walker .....	3	1-2	.333
Doug Donley .....	2	2-0	1.000
Billy Joe DuPree .....	2	2-0	1.000
Preston Pearson .....	2	2-0	1.000
Dan Reeves .....	2	2-0	1.000
Ron Sellers .....	2	2-0	1.000
Mike Sherrard .....	2	2-0	1.000
Emmitt Smith .....	2	2-0	1.000
Kelvin Edwards .....	2	1-1	.500
Lee Folkins .....	2	1-1	.500
Jason Tucker .....	2	1-1	.500
Jim Doran .....	2	0-2	.000
Cornell Burbage .....	1	1-0	1.000
Buddy Dial .....	1	1-0	1.000
Tony Dorsett .....	1	1-0	1.000
Ernie Mills .....	1	1-0	1.000
Ron Springs .....	1	1-0	1.000
Kevin Williams .....	1	1-0	1.000
Tommy McDonald .....	1	0-0-1	.500
Antonio Bryant .....	1	0-1	.000
James Dixon .....	1	0-1	.000
Butch Johnson .....	1	0-1	.000
Karl Powe .....	1	0-1	.000
Total .....	211	137-71-3	.656

## PASSING

1. 460 - Don Meredith @ San Francisco, Nov. 10, 1963 (30 of 48).
2. 455 - Troy Aikman vs. Minnesota, Nov. 26, 1998 (34 of 57).
3. 406 - Don Meredith @ Washington, Nov. 13, 1966 (21 of 29).
4. 394 - Don Meredith vs. Philadelphia, Oct. 9, 1966 (19 of 26).
5. 389 - Gary Hogeboom @ San Francisco, Dec. 22, 1985 (28 of 49).
6. **379** - **Troy Aikman @ Phoenix, Nov. 12, 1989 (21 of 40).**
7. 377 - Danny White vs. Tampa Bay, Oct. 9, 1983 (29 of 44).
8. 363 - Troy Aikman @ Miami, Oct. 27, 1996 (33 of 41).
9. 362 - Danny White vs. Atlanta, Oct. 27, 1985 (27 of 47).
10. 362 - Troy Aikman @ Washington, Sept. 12, 1999 (28 of 49).
11. 359 - Danny White @ Washington, Dec. 13, 1987 (27 of 49).
12. 358 - Don Meredith vs. N.Y. Giants, Sept. 18, 1966 (14 of 24).
13. 356 - Troy Aikman vs. Tennessee, Nov. 27, 1997 (27 of 42).
14. 354 - Danny White vs. Miami, Oct. 25, 1981 (22 of 32).
15. 350 - Troy Aikman @ Arizona, Dec. 25, 1995 (21 of 32).
16. 349 - Craig Morton vs. Houston, Dec. 20, 1970 (13 of 17).
17. 347 - Danny White vs. Pittsburgh, Sept. 13, 1982 (25 of 36).
18. 345 - Eddie LeBaron vs. Pittsburgh, Sept. 24, 1960 (15 of 28).
19. 343 - Gary Hogeboom @ L.A. Rams, Sept. 3, 1984 (33 of 47).
20. 342 - Danny White @ N.Y. Giants, Oct. 6, 1985 (31 of 46).
- 342 - Steve Pelluer @ Philadelphia, Oct. 23, 1988 (32 of 46).

## 300-YARD PASSING GAMES - CAREER

	300-Yard Games	Team Record	Pct.
Troy Aikman .....	13	7-6	.538
Danny White .....	10	5-5	.500
Don Meredith .....	7	6-1	.857
Roger Staubach .....	5	3-2	.600
Steve Pelluer .....	4	2-2	.500
Gary Hogeboom .....	3	2-1	.667
Jason Garrett .....	1	1-0	1.000
Chad Hutchinson .....	1	1-0	1.000
Eddie LeBaron .....	1	0-1	.000
Craig Morton .....	1	1-0	1.000
Total .....	46	28-18	.609

Bold denotes rookie

RECORDS





## The Last Time . . .

### 400 YARDS TOTAL OFFENSE

- By Cowboys – 405 vs. Jacksonville, 11/24/02
- Playoffs – 438, vs. Minnesota, 12/28/96
- By Opponents – 401, vs. San Francisco, 12/8/02
- Playoffs – 415, @ San Francisco, 1/17/93

### 500 YARDS TOTAL OFFENSE

- By Cowboys – 541 @ Washington, 9/12/99
- Playoffs – 528, vs. L.A. Rams, 12/28/80
- By Opponents – 504, @ Washington, 9/12/99
- Playoffs – Has never happened

### 300 YARDS PASSING IN A GAME BY A PLAYER

- By Cowboys – Chad Hutchinson, 301, vs. Jacksonville, 11/24/02
- Playoffs – Troy Aikman, 380, @ San Francisco, 1/15/95
- By Opponents – Doug Flutie, 353 vs. San Diego, 9/23/01
- Playoffs – Brett Favre, 307, Green Bay, 1/14/96

### 400 YARDS PASSING IN A GAME BY A PLAYER

- By Cowboys – Troy Aikman, 455, vs. Minnesota, 11/26/98
- Playoffs – Has never happened
- By Opponents – Jake Plummer, 465, @ Arizona, 11/15/98
- Playoffs – Has never happened

### 4 TOUCHDOWN PASSES IN A GAME BY A PLAYER

- By Cowboys – Troy Aikman, (5 TDs), @ Washington, 9/12/99
- Playoffs – Troy Aikman, vs. Buffalo, 1/31/93
- By Opponents – Jeff Garcia, vs. San Francisco, 9/24/00
- Playoffs – Terry Bradshaw, Pittsburgh, 1/21/79

### 100 YARDS RUSHING IN A GAME BY A PLAYER

- By Cowboys – Emmitt Smith, 144, vs. Washington, 11/28/02
- Playoffs – Emmitt Smith, 116, vs. Minnesota, 12/28/96
- By Opponents – Fred Taylor, 100, vs. Jacksonville, 11/24/02
- Playoffs – Robert Smith, 140, @ Minnesota, 1/9/00

### 200 YARDS RUSHING IN A GAME BY A PLAYER

- By Cowboys – Emmitt Smith, 237, @ Philadelphia, 10/31/93
- Playoffs – Has never happened
- By Opponents – Warrick Dunn, 210, @ Tampa Bay, 12/3/00
- Playoffs – Eric Dickerson, 248, @ L.A. Rams, 1/4/86

### TWO 100-YARD RUSHERS IN A GAME

- By Cowboys – Emmitt Smith, 122, and Chris Warren, 104, @ Washington, 10/4/98
- Playoffs – Has never happened
- By Opponents – Has never happened
- Playoffs – Has never happened

### 3 TOUCHDOWNS RUSHING IN A GAME BY A PLAYER

- By Cowboys – Emmitt Smith (2, 1, 4), vs. Minnesota, 11/26/98
- Playoffs – Emmitt Smith (1, 5, 16), vs. Green Bay, 1/14/96
- By Opponents – Terrell Davis (63, 59, 3), @ Denver, 9/13/98
- Playoffs – Larry Schreiber (1, 1, 1), @ San Francisco, 12/23/72

### 100 YARDS RECEIVING IN A GAME BY A PLAYER

- By Cowboys – Antonio Bryant, 170, @ Washington, 12/29/02
- Playoffs – Raghbir Ismail, 163, @ Minnesota, 1/9/00
- By Opponents – Terrell Owens, 123, vs. San Francisco, 12/8/02
- Playoffs – Randy Moss, 127, @ Minnesota, 1/9/00

### TWO 100-YARD RECEIVERS IN A GAME

- By Cowboys – Raghbir Ismail, 149, and Michael Irvin, 122, @ Washington, 9/12/99
- Playoffs – Michael Irvin, 111, Alvin Harper, 108, Jay Novacek, 104, vs. Green Bay, 1/8/95
- By Opponents – Michael Westbrook, 159, Albert Connell, 137, @ Washington, 9/12/99
- Playoffs – Has never happened

### 3 TOUCHDOWN CATCHES IN A GAME BY A PLAYER

- By Cowboys – Michael Irvin (87, 41, 4), vs. Phoenix, 9/20/92
- Playoffs – Preston Pearson (18, 15, 19), @ L.A. Rams, 1/14/76
- By Opponents – Randy Moss (51, 56, 56), Minnesota, 11/26/98
- Playoffs – Has never happened

### 100-YARD RUSHER AND 100-YARD RECEIVER IN A GAME

- By Cowboys – Emmitt Smith, 126, and Joey Galloway, 146, vs. San Francisco, 12/30/01
- Playoffs – Emmitt Smith, 116, and Michael Irvin, 103, vs. Minnesota, 12/28/96
- By Opponents – Edgerrin James, 106, Marvin Harrison, 138, @ Indianapolis, 11/17/02
- Playoffs – Robert Smith, 140, Randy Moss, 127, @ Minnesota, 1/9/00

### 100-YARD RUSHER, 100-YARD RECEIVER AND 300-YARD PASSER IN A GAME

- By Cowboys – Emmitt Smith, 109, Raghbir Ismail, 149, and Michael Irvin, 122, Troy Aikman, 362, @ Washington, 9/12/99
- Playoffs – Emmitt Smith, 114, Alvin Harper, 117, Troy Aikman, 322, @ San Francisco, 1/17/93
- By Opponents – Stephen Davis, 109, Michael Westbrook, 159, and Albert Connell, 137, Brad Johnson, 382, @ Washington, 9/12/99
- Playoffs – Has never happened

### 3 TOUCHDOWNS IN A GAME BY A PLAYER

- By Cowboys – Emmitt Smith (3 rushing), vs. Minnesota, 11/26/98
- Playoffs – Emmitt Smith (3 rushing), vs. Green Bay, 1/14/96
- By Opponents – Randy Moss (3 receiving), vs. Minnesota, 11/26/98
- Playoffs – Larry Schreiber (3 rushing), @ San Francisco, 12/23/72

### 4 TOUCHDOWNS IN A GAME BY A PLAYER

- By Cowboys – Emmitt Smith (4 rushing), @ N.Y. Giants, 9/4/95
- Playoffs – Has never happened
- By Opponents – Sterling Sharpe (4 receiving), vs. Green Bay, 11/24/94
- Playoffs – Has never happened

**2 INTERCEPTIONS IN A GAME BY A PLAYER**

- By Cowboys – Mario Edwards, vs. Washington, 11/28/02  
Playoffs – Larry Brown, vs. Pittsburgh, 1/28/96
- By Opponents – Tony Parrish, vs. San Francisco, 12/8/02  
Playoffs – Aeneas Williams, vs. Arizona, 1/2/99

**3 INTERCEPTIONS IN A GAME BY A PLAYER**

- By Cowboys – Dennis Thurman, vs. Philadelphia, 12/13/81  
Playoffs – Dennis Thurman, vs. Green Bay, 1/16/83
- By Opponents – Adrian Wilson, @ Arizona, 10/20/02  
Playoffs – Has never happened

**PUNT RETURNED FOR A TOUCHDOWN**

- By Cowboys – Reggie Swinton, 65 yards, vs. Denver, 11/22/01  
Playoffs – Golden Richards, 63 yards, vs. Minnesota, 12/30/73
- By Opponents – Tiki Barber, 85 yards, @ N.Y. Giants, 10/18/99  
Playoffs – Has never happened

**KICKOFF RETURNED FOR A TOUCHDOWN**

- By Cowboys – Woodrow Dantzler, 84 yards, vs. San Francisco, 12/8/02  
Playoffs – Has never happened
- By Opponents – Robert Brooks, 95 yards, Green Bay, 10/3/93  
Playoffs – Vic Washington, 97 yards, @ San Francisco, 12/23/72

**INTERCEPTION RETURNED FOR A TOUCHDOWN**

- By Cowboys – Roy Williams, 85 yards, @ Washington, 12/29/02  
Playoffs – George Teague, 29 yards, vs. Minnesota, 12/28/96
- By Opponents – Shawn Barber, 80 yards, vs. Philadelphia, 12/21/02  
Playoffs – Eric Davis, 44 yards, @ San Francisco, 1/15/95

**FUMBLE RETURNED FOR A TOUCHDOWN**

- By Cowboys – Greg Ellis, 98 yards, vs. Arizona, 10/3/99  
Playoffs – James Washington, 46 yards, vs. Buffalo, 1/30/94
- By Opponents – Lavar Arrington, recovered in endzone, @ Washington, 12/29/02  
Playoffs – Hugh Green, 60 yards, Tampa Bay, 1/9/83

**PUNT BLOCKED**

- By Cowboys – Marcus Steele, vs. San Francisco, 12/8/02  
Playoffs – Darrick Brownlow, @ Chicago, 12/29/91
- By Opponents – Kevin Mitchell, vs. Washington, 11/28/02  
Playoffs – Bernardo Harris, Green Bay, 1/14/96

**PUNT BLOCKED FOR A TOUCHDOWN**

- By Cowboys – Ken Norton, @ N.Y. Giants, (Robert Williams runs 3 yards), 9/13/92  
Playoffs – Has never happened
- By Opponents – Miles McPherson, @ San Diego, (Derrie Nelson runs 21 yards), 11/13/83  
Playoffs – Has never happened

**PUNT BLOCKED FOR A SAFETY**

- By Cowboys – Issiac Holt, vs. Washington, 9/7/92  
Playoffs – Has never happened
- By Opponents – Ron McGovern, @ Kansas City, 10/22/89  
Playoffs – Reggie Harrison, Pittsburgh, 1/18/76

**SAFETY SCORED**

- By Cowboys – Ken Walter tackled in end zone by Izell Reese, @ Carolina, 10/1/00  
Playoffs – Ball snapped over Rohn Stark's head out of end zone, @ Carolina, 1/5/97
- By Opponents – Rob Meier tackled Ross Tucker in the end zone, vs. Jacksonville, 11/24/02  
Playoffs – Reggie Harrison, Pitt., blocked Mitch Hoopes punt out of end zone, 1/18/76

**FIELD GOAL BLOCKED**

- By Cowboys – Flozell Admas, vs. Washington, 11/28/02  
Playoffs – Aaron Mitchell, @ Philadelphia, 1/11/81
- By Opponents – Jon Runyan, vs. Philadelphia, 11/18/01  
Playoffs – Frank Nunley, @ San Francisco, 1/2/72

**BLOCKED FIELD GOAL RETURNED FOR A TOUCHDOWN**

- By Cowboys – Ron Fellows, vs. New Orleans, 62 yards, (blocked by Ed Jones), 9/25/83  
Playoffs – Has never happened
- By Opponents – William White, @ Detroit, 55 yards, (blocked by Marc Spindler), 10/27/91  
Playoffs – Has never happened

**PAT KICK MISSED**

- By Cowboys – Chris Boniol, @ Miami, 10/27/96  
Playoffs – Lin Elliott, @ San Francisco, 1/17/93
- By Opponents – James Tuthill, vs. Washington, 11/28/02  
Playoffs – Jan Stenerud, Green Bay, 1/16/83

**PAT KICK BLOCKED**

- By Cowboys – Flozell Adams, @ Philadelphia, 9/30/01  
Playoffs – Rod Hill, vs. Green Bay, 1/16/83
- By Opponents – Shawn Patterson, @ Green Bay, 10/8/89  
Playoffs – Carl Eller, Minnesota, 1/1/78

**50 POINTS SCORED IN A GAME**

- By Cowboys – Dallas 51, Seattle, 7, 11/27/80  
Playoffs – Dallas 52, Buffalo 17, 1/31/93
- By Opponents – @ Cincinnati 50, Dallas 24, 12/8/85  
Playoffs – Has never happened


**40 POINTS SCORED IN A GAME**

- By Cowboys – Dallas 48, Arizona 7, 10/22/00  
Playoffs – Dallas 40, Minnesota 15, 12/28/96
- By Opponents – @ Philadelphia 40, Dallas 13, 9/22/02  
Playoffs – Has never happened

**SHUTOUT SCORED IN A GAME**

- By Cowboys – Dallas 20, vs. Miami, 0, 11/25/99  
Playoffs – Dallas 38, Tampa Bay 0, 1/2/82
- By Opponents – @ Tennessee 31, Dallas 0, 12/25/00  
Playoffs – @ L.A. Rams 20, Dallas 0, 1/4/86





**The  
Playoff  
Records**

# Dallas Cowboys Playoff History

Date	Game	Opponent	Result	Site
<b>1966 Season (0-1)</b>				
Jan. 1, 1967	Championship Game	Green Bay	L 27-34	Cotton Bowl
<b>1967 Season (1-1)</b>				
Dec. 24	Eastern Championship Game	Cleveland	W 52-14	Cotton Bowl
Dec. 31	Championship Game	Green Bay	L 17-21	Lambeau Field
<b>1968 Season (0-1)</b>				
Dec. 21	Eastern Championship Game	Cleveland	L 20-31	Cleveland Stadium
<b>1969 Season (0-1)</b>				
Dec. 28	Eastern Championship Game	Cleveland	L 14-38	Cotton Bowl
<b>1970 Season (2-1)</b>				
Dec. 26	NFC Divisional Playoff	Detroit	W 5-0	Cotton Bowl
Jan. 3, 1971	NFC Championship Game	San Francisco	W 17-10	Kezar Stadium
Jan. 17, 1971	Super Bowl V	Baltimore	L 13-16	Orange Bowl
<b>1971 Season (3-0)</b>				
Dec. 25	NFC Divisional Playoff	Minnesota	W 20-12	Metropolitan Stadium
Jan. 2, 1972	NFC Championship Game	San Francisco	W 14-3	Texas Stadium
Jan. 16, 1972	Super Bowl VI	Miami	W 24-3	Tulane Stadium
<b>1972 Season (1-1)</b>				
Dec. 23	NFC Divisional Playoff	San Francisco	W 30-28	Candlestick Park
Dec. 31	NFC Championship Game	Washington	L 3-26	RFK Stadium
<b>1973 Season (1-1)</b>				
Dec. 23	NFC Divisional Playoff	Los Angeles	W 27-16	Texas Stadium
Dec. 30	NFC Championship Game	Minnesota	L 10-27	Texas Stadium
<b>1975 Season (2-1)</b>				
Dec. 28	NFC Divisional Playoff	Minnesota	W 17-14	Metropolitan Stadium
Jan. 4, 1976	NFC Championship Game	Los Angeles	W 37-7	Memorial Coliseum
Jan. 18, 1976	Super Bowl X	Pittsburgh	L 17-21	Orange Bowl
<b>1976 Season (0-1)</b>				
Dec. 19	NFC Divisional Playoff	Los Angeles	L 12-14	Texas Stadium
<b>1977 Season (3-0)</b>				
Dec. 26	NFC Divisional Playoff	Chicago	W 37-7	Texas Stadium
Jan. 1, 1978	NFC Championship Game	Minnesota	W 23-6	Texas Stadium
Jan. 15, 1978	Super Bowl XII	Denver	W 27-10	Louisiana Superdome
<b>1978 Season (2-1)</b>				
Dec. 30	NFC Divisional Playoff	Atlanta	W 27-20	Texas Stadium
Jan. 7, 1979	NFC Championship Game	Los Angeles	W 28-0	Memorial Coliseum
Jan. 21, 1979	Super Bowl XIII	Pittsburgh	L 31-35	Orange Bowl
<b>1979 Season (0-1)</b>				
Dec. 30	NFC Divisional Playoff	Los Angeles	L 19-21	Texas Stadium
<b>1980 Season (2-1)</b>				
Dec. 28	NFC Wild Card Game	Los Angeles	W 34-13	Texas Stadium
Jan. 4, 1981	NFC Divisional Playoff	Atlanta	W 30-27	Fulton County Stad.
Jan. 11, 1981	NFC Championship Game	Philadelphia	L 7-20	Veterans Stadium



## PLAYOFF RECORDS



Date	Game	Opponent	Result	Site
<b>1981 Season (1-1)</b>				
Jan. 2, 1982	NFC Divisional Playoff	Tampa Bay	W 38-0	Texas Stadium
Jan. 10, 1982	NFC Championship Game	San Francisco	L 27-28	Candlestick Park
<b>1982 Season (2-1)</b>				
Jan. 9, 1983	NFC Wild Card Game	Tampa Bay	W 30-17	Texas Stadium
Jan. 16, 1983	NFC Divisional Playoff	Green Bay	W 37-26	Texas Stadium
Jan. 22, 1983	NFC Championship Game	Washington	L 17-31	RFK Stadium
<b>1983 Season (0-1)</b>				
Dec. 26	NFC Wild Card Game	Los Angeles	L 17-24	Texas Stadium
<b>1985 Season (0-1)</b>				
Jan. 4, 1986	NFC Divisional Playoff	Los Angeles	L 0-20	Anaheim Stadium
<b>1991 Season (1-1)</b>				
Dec. 29	NFC Wild Card Game	Chicago	W 17-13	Soldier Field
Jan. 5, 1992	NFC Divisional Playoff	Detroit	L 6-38	Pontiac Silverdome
<b>1992 Season (3-0)</b>				
Jan. 10, 1993	NFC Divisional Playoff	Philadelphia	W 34-10	Texas Stadium
Jan. 17, 1993	NFC Championship Game	San Francisco	W 30-20	Candlestick Park
Jan. 31, 1993	Super Bowl XXVII	Buffalo	W 52-17	Rose Bowl
<b>1993 Season (3-0)</b>				
Jan. 16, 1994	NFC Divisional Playoff	Green Bay	W 27-17	Texas Stadium
Jan. 23, 1994	NFC Championship Game	San Francisco	W 38-21	Texas Stadium
Jan. 30, 1994	Super Bowl XXVIII	Buffalo	W 30-13	Georgia Dome
<b>1994 Season (1-1)</b>				
Jan. 8, 1995	NFC Divisional Playoff	Green Bay	W 35-9	Texas Stadium
Jan. 15, 1995	NFC Championship Game	San Francisco	L 28-38	Candlestick Park
<b>1995 Season (3-0)</b>				
Jan. 7, 1996	NFC Divisional Playoff	Philadelphia	W 30-11	Texas Stadium
Jan. 14, 1996	NFC Championship Game	Green Bay	W 38-27	Texas Stadium
Jan. 28, 1996	Super Bowl XXX	Pittsburgh	W 27-17	Sun Devil Stadium
<b>1996 Season (1-1)</b>				
Dec. 28	NFC Wild Card Game	Minnesota	W 40-15	Texas Stadium
Jan. 5, 1997	NFC Divisional Playoff	Carolina	L 17-26	Ericsson Stadium
<b>1998 Season (0-1)</b>				
Jan. 2, 1999	NFC Wild Card Game	Arizona	L 7-20	Texas Stadium
<b>1999 Season (0-1)</b>				
Jan. 9, 2000	NFC Wild Card Game	Minnesota	L 10-27	Metrodome

### NFL Playoff Record: 32-21

Home: 18-7  
 Away: 9-11  
 Neutral: 5-3

Wild Card Game: 4-3  
 Divisional Game: 15-6

Championship Game: 8-9  
 Super Bowl: 5-3

### Dallas Cowboys Playoff Record vs.

Arizona ..... 0-1  
 Atlanta ..... 2-0  
 Baltimore ..... 0-1  
 Buffalo ..... 2-0  
 Carolina ..... 0-1  
 Chicago ..... 2-0

Cleveland ..... 1-2  
 Denver ..... 1-0  
 Detroit ..... 1-1  
 Green Bay ..... 4-2  
 Los Angeles Rams ..... 4-4  
 Miami ..... 1-0

Minnesota ..... 4-2  
 Philadelphia ..... 2-1  
 Pittsburgh ..... 1-2  
 San Francisco ..... 5-2  
 Tampa Bay ..... 2-0  
 Washington ..... 0-2



## Cowboys Career Playoff Records

## RUSHING

Player	G	Att.	Yds.	Avg.	Long	TD
1. Smith, Emmitt (1990-99) .....	17	349	1,586	4.5	65	19
2. Dorsett, Tony (1977-85) .....	17	302	1,383	4.6	53	9
3. Newhouse, Robert (1972-83).....	23	174	651	3.7	19	3
4. Thomas, Duane (1970-71).....	6	130	520	4.0	23	4
5. Garrison, Walt (1966-74).....	15	126	493	4.0	19	0
6. Staubach, Roger (1969-79).....	20	76	432	5.7	29	0
7. Hill, Calvin (1969-74) .....	8	90	335	3.8	48	2
8. Perkins, Don (1961-68).....	4	66	284	4.0	24	3
9. Springs, Ron (1979-83).....	9	42	201	4.8	32	2
10. Dennison, Doug (1974-78) .....	7	38	130	3.4	14	2

## RECEIVING

Player	G	No.	Yds.	Avg.	Long	TD
1. Irvin, Michael (1988-98).....	16	87	1,315	15.1	53	8
2. Pearson, Drew (1973-83).....	22	67	1,105	16.5	83t	8
3. Novacek, Jay (1990-96).....	13	62	645	10.4	25	6
4. Hill, Tony (1977-85).....	17	46	618	13.4	49	4
Dorsett, Tony (1977-85) .....	17	46	403	8.8	32	1
Smith, Emmitt (1990-99) .....	17	46	342	7.4	28	2
7. Pearson, Preston (1975-80).....	13	43	504	11.7	34	3
8. DuPree, Billy Joe (1973-83).....	22	38	438	11.5	28	4
9. Johnston, Daryl (1989-98) .....	16	37	247	6.7	26	1
10. Hayes, Bob (1965-74).....	15	27	425	15.7	86t	3

## RUSHING-RECEIVING

Player	G	Rushing	Receiving	Total
1. Smith, Emmitt (1990-99).....	17	1,586	342	1,928
2. Dorsett, Tony (1977-85).....	17	1,383	403	1,786
3. Irvin, Michael (1988-98) .....	16	0	1,315	1,315
4. Pearson, Drew (1973-83).....	22	16	1,105	1,121
5. Newhouse, Robert (1972-83).....	23	651	69	720
6. Garrison, Walt (1966-74).....	15	493	155	648
7. Novacek, Jay (1990-96).....	13	0	645	645
8. Pearson, Preston (1975-80).....	13	135	504	639
9. Hill, Tony (1977-85) .....	17	-6	618	612
10. Thomas, Duane (1970-71).....	6	520	72	592

## PASSING (Min. 150 Attempts)

Player	G	Att.	Comp.	Pct.	Yds.	TD	Int.	Rating
1. Aikman, Troy (1989-99).....	16	502	320	63.7	3,849	23	17	88.3
2. Staubach, Roger (1969-79) ...	20	410	223	54.4	2,791	24	19	76.0
3. White, Danny (1976-88).....	18	360	206	57.2	2,284	15	16	71.6



**PLAYOFF RECORDS**



**SCORING**

Player	G	TD	PAT	2PT	FG	Total
1. Smith, Emmitt (1990-99).....	17	21	—	—	—	126
2. Septien, Rafael (1978-85).....	13	—	40	—	18	94
3. Boniol, Chris (1994-96).....	7	—	24	—	13	63
4. Dorsett, Tony (1977-85).....	17	10	—	—	—	60
5. Fritsch, Toni (1971-73, 1975).....	7	—	15	—	12	51
6. Pearson, Drew (1973-83).....	22	8	—	—	—	48
Irvin, Michael (1988-95).....	13	8	—	—	—	48
8. Clark, Mike (1968-71, 73).....	8	—	14	—	9	41
9. Novacek, Jay (1990-95).....	13	6	—	—	—	36
10. Murray, Eddie (1994, 1999).....	4	—	12	—	7	33

**FIELD GOALS (Min. 10 Made)**

Player	G	Att.	Made	Pct.	Long
1. Boniol, Chris (1994-96).....	7	15	13	86.7	51
2. Septien, Rafael (1978-85).....	15	21	18	85.7	50
Fritsch, Toni (1971-73, 1975).....	7	14	12	85.7	45

**PUNTING (Min. 25 Punts)**

Player	G	No.	Avg.	Long	Bk
1. Saxon, Mike (1985-92).....	6	26	43.5	57	1
2. Jett, John (1993-96).....	10	33	42.9	59	1
3. Widby, Ron (1968-71).....	8	51	40.1	65	0
4. White, Danny (1976-83).....	17	84	36.6	53	0

**PUNT RETURNS (Min. 10)**

Player	G	No.	Yds.	Avg.	Long	TD
1. Hayes, Bob (1965-74).....	15	12	151	12.6	68	0
2. Johnson, Butch (1976-83).....	17	19	208	11.0	44	0
3. Jones, James (1980-82).....	5	16	147	9.2	43	0

**KICKOFF RETURNS (Min. 10)**

Player	G	No.	Yds.	Avg.	Long	TD
1. Harris, Cliff (1970-79).....	21	11	243	22.1	34	0
2. Williams, Kevin (1993-96).....	10	23	505	22.0	50	0
3. Martin, Kelvin (1987-92).....	5	11	237	21.5	39	0
4. Jones, James (1980-82, 1984-85).....	6	13	267	20.5	33	0
5. Fellows, Ron (1981-85).....	6	11	191	17.4	33	0
6. Johnson, Butch (1976-83).....	17	12	207	17.3	26	0

**INTERCEPTIONS**

Player	G	No.	Yds.	Avg.	Long	TD
1. Waters, Charlie (1970-78, 1980-81).....	25	9	124	13.8	29	0
2. Thurman, Dennis (1978-85).....	13	7	126	18.0	39t	1
3. Harris, Cliff (1970-79).....	21	6	103	17.2	30	0
4. Brown, Larry (1991-95, 1998).....	14	5	105	21.0	44	0
5. Howley, Chuck (1961-73).....	11	4	89	22.3	41	0
Lewis, D.D. (1968-81).....	27	4	64	16.0	23	0
Jordan, Lee Roy (1963-76).....	19	4	34	8.5	41	0
Renfro, Mel (1964-77).....	21	4	32	8.0	19	0
9. Washington, James (1990-93).....	8	3	46	15.3	21	0
Everett, Thomas (1992-93).....	6	3	36	12.0	22	0
Woodson, Darren (1992-98).....	14	3	24	8.0	19	0
Walls, Everson (1981-85).....	7	3	20	6.7	20	0
Hughes, Randy (1975-80).....	12	3	1	0.3	1	0
Barnes, Benny (1972-82).....	21	3	0	0.0	0	0

**PLAYOFF RECORDS**

## Cowboys Individual Playoff Records

## SERVICE

## Most Games, Career

- 27 D.D. Lewis, 1968, 1970-81  
26 Larry Cole, 1968-80  
25 Charlie Waters, 1970-78, 1980-81

## SCORING

## POINTS

## Career

- 126 Emmitt Smith, 1990-99 (21-td)  
94 Rafael Septien, 1978-85 (40-pat, 18-fg)  
63 Chris Boniol, 1994-96 (24-pat, 13-fg)

## Game

- 18 Craig Baynham, vs. Cleveland, 12/24/67  
18 Preston Pearson, @ L.A. Rams, 1/4/76  
18 Emmitt Smith, vs. Green Bay, 1/14/96

## Game, Opponent

- 18 Larry Schreiber, @ San Francisco, 12/23/72  
14 Curt Knight, @ Washington, 12/31/72  
14 John Kasay, @ Carolina, 1/5/97

## TOUCHDOWNS

## Career

- 21 Emmitt Smith, 1990-99 (19-r, 2-p)  
10 Tony Dorsett, 1977-85 (9-r, 1-p)  
8 Drew Pearson, 1973-83 (8-p)  
8 Michael Irvin, 1988-98 (8-p)

## Game

- 3 Craig Baynham, vs. Cleveland, 12/24/67 (2-r, 1-p)  
3 Preston Pearson, @ L.A. Rams, 1/4/76 (3-p)  
3 Emmitt Smith, vs. Green Bay, 1/14/96 (3-r)

## Game, Opponent

- 3 Larry Schreiber, @ San Francisco, 12/23/72 (3-r)

## Most Consecutive Games Scoring Touchdown

- 8 Emmitt Smith, 1993-96  
5 Duane Thomas, 1970-71  
3 Tony Dorsett, 1977-78  
3 Tony Dorsett, 1981-82  
3 Emmitt Smith, 1992  
3 Alvin Harper, 1992-93  
3 Jay Novacek, 1992-93

## POINTS AFTER TOUCHDOWNS

## Most Attempted, Career

- 40 Rafael Septien, 1978-85  
24 Chris Boniol, 1994-96  
15 Toni Fritsch, 1971-73, 1975

## Most Attempted, Game

- 7 Danny Villanueva, vs. Cleveland, 12/24/67  
7 Lin Elliott, vs. Buffalo, 1/31/93

## Most Made, Career

- 40 Rafael Septien, 1978-85  
24 Chris Boniol, 1994-96  
15 Toni Fritsch, 1971-73, 1975

## Most Made, Game

- 7 Danny Villanueva, vs. Cleveland, 12/24/67  
7 Lin Elliott, vs. Buffalo, 1/31/93

## Made, Opponent

- 5 Don Cockroft, vs. Cleveland, 12/28/69  
5 Roy Gerela, vs. Pittsburgh, 1/21/79  
5 Eddie Murray, @ Detroit, 1/5/92  
5 Doug Brien, @ San Francisco, 1/15/95

## Most Made, No Misses, Career

- 40 Rafael Septien, 1978-85  
24 Chris Boniol, 1994-96  
15 Toni Fritsch, 1971-73, 1975

## FIELD GOALS

## Most Attempted, Career

- 21 Rafael Septien, 1978-85  
15 Chris Boniol, 1994-96  
14 Toni Fritsch, 1972-76  
14 Mike Clark, 1968-71, 1973

## Most Attempted, Game

- 5 Efen Herrera, vs. Denver, 1/15/78  
4 Mike Clark, @ Cleveland, 12/21/68  
4 Chris Boniol, vs. Minnesota, 12/28/96

## Most Attempted, Opponent, Game

- 6 David Ray, vs. L.A. Rams, 12/23/73  
4 Curt Knight, @ Washington, 12/31/72  
4 John Kasay, @ Carolina, 1/5/97

## Most Made, Career

- 18 Rafael Septien, 1978-85  
13 Chris Boniol, 1994-96  
12 Toni Fritsch, 1972-76

## Most Made, Game

- 4 Chris Boniol, vs. Minnesota, 12/28/96  
3 7 times, last by Chris Boniol @ Carolina, 1/5/97

## Most Made, Opponent, Game

- 4 Curt Knight, @ Washington, 12/31/72  
4 John Kasay, @ Carolina, 1/5/97  
3 David Ray, vs. L.A. Rams, 12/23/73

## Most Consecutive Field Goals Made

- 15 Rafael Septien, 1978-82  
9 Chris Boniol, 1995-96  
7 Efen Herrera, 1976-77  
7 Eddie Murray, 1994, 1999

## Most Consecutive Games Made

- 7 Toni Fritsch, 1972-76  
6 Rafael Septien, 1976-78  
5 Chris Boniol, 1995-96

## Longest Field Goal

- 51 Chris Boniol, vs. Philadelphia, 1/7/96  
50 Rafael Septien, vs. Green Bay, 1/16/83  
50 Eddie Murray, vs. S.F., 1/23/94

## Longest Field Goal, Opponent

- 54 Steve Christie, vs. Buffalo, 1/30/94  
51 Roy Gerela, vs. Pittsburgh, 1/21/79  
50 Chris Jacke, vs. Green Bay, 1/8/95

## Highest Field Goal Percentage, Career (10 made)

- 86.7 Chris Boniol, 1994-96 (15-13)  
85.7 Rafael Septien, 1978-86 (21-18)  
85.7 Toni Fritsch, 1972-76 (14-12)

## SAFETIES

## Most, Game

- 1 George Andrie and Jethro Pugh, vs. Detroit, 12/26/70  
1 Jim Jensen, vs. L.A. Rams, 12/19/76

## Most, Opponent, Game

- 1 Alan Page, @ Minnesota, 12/25/71  
1 Reggie Harrison, vs. Pittsburgh, 1/18/76

## RUSHING

## ATTEMPTS

## Career

- 349 Emmitt Smith, 1990-99  
302 Tony Dorsett, 1977-85  
174 Robert Newhouse, 1972-83

## Game

- 35 Emmitt Smith, vs. Green Bay, 1/14/96  
30 Duane Thomas, vs. Detroit, 12/26/70  
30 Emmitt Smith, vs. Buffalo, 1/30/94

## Opponent, Game

- 36 John Riggins, vs. Washington, 1/22/83  
34 Eric Dickerson, @ L.A. Rams, 1/4/86  
30 Larry Brown, @ Washington, 12/31/72

## YARDS GAINED

## Career

- 1,586 Emmitt Smith, 1990-99  
1,383 Tony Dorsett, 1977-85  
651 Robert Newhouse, 1972-83

## Game

- 160 Tony Dorsett, vs. L.A. Rams, 12/28/80  
150 Emmitt Smith, vs. Green Bay, 1/14/96  
143 Duane Thomas, @ San Francisco, 1/3/71

## Game, Opponent

- 248 Eric Dickerson, @ L.A. Rams, 1/4/86  
194 Wilbert Montgomery, @ Philadelphia, 1/11/81  
140 John Riggins, vs. Washington, 1/22/83  
140 Robert Smith, @ Minnesota, 1/9/00

## Longest Run

- 65 Emmitt Smith, @ Minnesota, 1/9/00  
53 Tony Dorsett, @ L.A. Rams, 1/7/79  
48 Calvin Hill, @ San Francisco, 12/23/72



**Longest Run, Opponent**

- 74 Adrian Murrell, vs. Arizona, 1/2/99  
 71 James Lofton, vs. Green Bay, 1/16/83 (TD)  
 55 Wilbert Montgomery, @ Philadelphia, 1/7/79  
 55 Eric Dickerson, vs. L.A. Rams, 12/26/83 (TD)

**Most Games, 100 or More Yards**

- 7 Emmitt Smith, 1990-98  
 3 Tony Dorsett, 1978-83  
 2 Duane Thomas, 1970-71

**Most Consecutive Games, 100 or More Yards**

- 3 Emmitt Smith, 1992  
 2 Duane Thomas, 1970-71

**AVERAGE GAIN****Career (50 attempts)**

- 5.68 Roger Staubach, 1969-79 (76-432)  
 4.58 Tony Dorsett, 1977-85 (302-1,383)  
 4.54 Emmitt Smith, 1990-99 (349-1,586)

**Game (10 attempts)**

- 7.27 Tony Dorsett, vs. L.A. Rams, 12/28/80 (22-160)  
 6.94 Calvin Hill, @ San Francisco, 12/23/72 (18-125)  
 6.82 Emmitt Smith, vs. Minnesota, 12/28/96 (17-116)

**TOUCHDOWNS****Career**

- 19 Emmitt Smith, 1990-99  
 9 Tony Dorsett, 1977-85  
 4 Duane Thomas, 1970-71

**Game**

- 3 Emmitt Smith, vs. Green Bay, 1/14/96  
 2 Eight times, last by Emmitt Smith, vs. Minnesota, 12/28/96

**Opponent, Game**

- 3 Larry Schreiber, @ San Francisco, 12/23/72  
 2 Four times, last by Eric Dickerson, @ L.A. Rams, 1/4/86

**Most Consecutive Games Rushing for Touchdown**

- 8 Emmitt Smith, 1993-96  
 3 Duane Thomas, 1971-72  
 3 Tony Dorsett, 1977-78  
 3 Tony Dorsett, 1981-82  
 3 Emmitt Smith, 1992

**PASSING****ATTEMPTS****Career**

- 502 Troy Aikman, 1989-99  
 410 Roger Staubach, 1969-79  
 360 Danny White, 1976-88

**Game**

- 53 Danny White, vs. L.A. Rams, 12/26/83  
 53 Troy Aikman, @ San Francisco, 1/15/95  
 49 Troy Aikman, vs. Arizona, 1/2/99

**Game, Opponent**

- 50 Jim Kelly, vs. Buffalo, 1/30/94  
 49 Neil O'Donnell, vs. Pittsburgh, 1/28/96  
 45 Brett Favre, vs. Green Bay, 1/16/94  
 45 Steve Young, vs. San Francisco, 1/22/94

**COMPLETIONS****Career**

- 320 Troy Aikman, 1989-99  
 223 Roger Staubach, 1969-79  
 206 Danny White, 1976-88

**Game**

- 32 Danny White, vs. L.A. Rams, 12/26/83  
 30 Troy Aikman, @ San Francisco, 1/15/95  
 28 Troy Aikman, vs. Green Bay, 1/16/94

**Opponent, Game**

- 31 Jim Kelly, vs. Buffalo, 1/30/94  
 29 Erik Kramer, @ Detroit, 1/5/92  
 28 Brett Favre, vs. Green Bay, 1/16/94  
 28 Neil O'Donnell, vs. Pittsburgh, 1/28/96

**Consecutive Passes Completed**

- 10 Troy Aikman, vs. Pittsburgh, 1/28/96  
 8 Danny White, vs. Green Bay, 1/16/83  
 8 Troy Aikman, vs. Buffalo, 1/31/93

**COMPLETION PERCENTAGE****Career (150 attempts)**

- 63.75 Troy Aikman, 1989-99 (320 of 502)  
 57.22 Danny White, 1976-88 (206 of 360)  
 54.39 Roger Staubach, 1969-79 (223 of 410)

**Game (20 attempts)**

- 76.67 Troy Aikman, vs. Green Bay, 1/8/95 (23 of 30)  
 75.68 Troy Aikman, vs. Green Bay, 1/16/94 (28 of 37)  
 73.33 Troy Aikman, vs. Buffalo, 1/31/93 (22 of 30)

**YARDS GAINED****Career**

- 3,849 Troy Aikman, 1989-99  
 2,791 Roger Staubach, 1969-79  
 2,284 Danny White, 1976-88

**Game**

- 380 Troy Aikman, @ San Francisco, 1/15/95  
 337 Troy Aikman, vs. Green Bay, 1/8/95  
 330 Danny White, vs. L.A. Rams, 12/26/83

**Game, Opponent**

- 341 Erik Kramer, @ Detroit, 1/5/92  
 332 Lynn Dickey, vs. Green Bay, 1/16/83  
 320 Steve Bartkowski, @ Atlanta, 1/4/81

**Most Games, 300 or More Passing Yards, Career**

- 4 Troy Aikman, 1991-95  
 3 Danny White, 1976-88

**Longest Pass Completion (All TDs)**

- 94 Troy Aikman (to Harper), vs. Green Bay, 1/8/95  
 86 Don Meredith (to Hayes), vs. Cleveland, 12/24/67  
 83 Roger Staubach (to D. Pearson), vs. L.A. Rams, 12/23/73

**Opponent, Longest Pass Completion****(All TDs except as noted)**

- 75 Frank Ryan (to Paul Warfield), vs. Cleveland, 12/24/67  
 75 John Unitas (to John Mackey), vs. Baltimore, 1/17/71  
 75 Doug Williams (to Jimmie Giles), vs. Tampa Bay, 1/2/82 (no TD)

**TOUCHDOWNS****Career**

- 24 Roger Staubach, 1969-79  
 23 Troy Aikman, 1989-98  
 15 Danny White, 1976-88

**Game**

- 4 Roger Staubach, @ L.A. Rams, 1/4/76  
 4 Troy Aikman, vs. Buffalo, 1/31/93

**Opponent, Game**

- 4 Bart Starr, vs. Green Bay, 1/1/67  
 4 Terry Bradshaw, vs. Pittsburgh, 1/21/79

**Most Consecutive Games, Touchdown Pass**

- 5 Troy Aikman, 1992-93  
 5 Troy Aikman, 1994-95  
 4 Danny White, 1982-83

**HAD INTERCEPTED****Career**

- 19 Roger Staubach, 1969-79  
 17 Troy Aikman, 1989-99  
 16 Danny White, 1976-88

**Game**

- 4 Roger Staubach, vs. Minnesota, 12/30/73  
 3 Ten times, last Troy Aikman, vs. Arizona, 1/2/99

**Opponent, Game**

- 4 Bob Avellini, vs. Chicago, 12/26/77  
 4 Craig Morton, vs. Denver, 1/15/78  
 4 Doug Williams, vs. Tampa Bay, 1/2/82

**Most Consecutive Passes Attempted,****None Intercepted**

- 111 Troy Aikman, 1991-93  
 102 Roger Staubach, 1969-1973  
 88 Troy Aikman, 1994-96

**Most Attempts, No Interceptions, Game**

- 34 Troy Aikman, @ San Francisco, 1/17/93  
 33 Troy Aikman, vs. Green Bay, 1/14/96  
 30 Troy Aikman, vs. Buffalo, 1/31/93

**Most Attempts, No Interceptions, Opponent**

- 38 Erik Kramer, @ Detroit, 1/5/92  
 30 Vince Ferragamo, vs. L.A. Rams, 12/26/83  
 30 Randall Cunningham, vs. Philadelphia, 1/10/93

**TIMES SACKED****Game**

- 7 Roger Staubach, vs. L.A. Rams, 12/23/73  
 7 Roger Staubach, vs. Pittsburgh, 1/18/76  
 5 Five times, last by Danny White, @ L.A. Rams, 1/4/86

**Opponent, Game**

- 5 John Hadl, vs. L.A. Rams, 12/23/73  
 5 Ron Jaworski, vs. L.A. Rams, 1/4/76  
 5 Steve Bartkowski, @ Atlanta, 12/30/78  
 5 Randall Cunningham, vs. Philadelphia, 1/10/93

**PLAYOFF RECORDS****PASS RECEIVING****RECEPTIONS****Career**

- 87 Michael Irvin, 1988-98
- 67 Drew Pearson, 1973-83
- 62 Jay Novacek, 1990-95

**Game**

- 12 Michael Irvin, @ San Francisco, 1/15/95
- 11 Jay Novacek, vs. Green Bay, 1/8/95
- 9 Tony Hill, vs. L.A. Rams, 12/26/83
- 9 Michael Irvin, vs. Green Bay, 1/16/94

**Opponent, Game**

- 10 Andre Hastings, vs. Pittsburgh, 1/28/96
- 9 Tom Waddle, @ Chicago, 12/29/91
- 9 Edgar Bennett, vs. Green Bay, 1/16/94

**Most Consecutive Games, Pass Reception**

- 22 Drew Pearson, 1973-83
- 16 Michael Irvin, 1991-98
- 13 Jay Novacek, 1991-95

**YARDS****Career**

- 1,315 Michael Irvin, 1988-98
- 1,105 Drew Pearson, 1973-83
- 655 Alvin Harper, 1991-94

**Game**

- 192 Michael Irvin, @ San Francisco, 1/15/95
- 163 Raghib Ismail, @ Minnesota, 1/9/00
- 144 Bob Hayes, vs. Cleveland, 12/24/67

**Game, Opponent**

- 161 Lynn Swann, vs. Pittsburgh, 1/18/76
- 152 Andre Reed, vs. Buffalo, 1/31/93
- 146 Charlie Taylor, vs. Washington, 12/31/72

**Longest Pass Reception (All TDs)**

- 94 Alvin Harper (from Aikman), vs. Green Bay, 1/8/95
- 86 Bob Hayes (from Meredith), vs. Cleveland, 12/24/67
- 83 Drew Pearson (from Staubach), vs. L.A. Rams, 12/23/73

**Longest Pass Reception, Opponent**

- 75 Paul Warfield (from Frank Ryan), vs. Cleveland, 12/24/67 (TD)
- 75 John Mackey (from Johnny Unitas), vs. Baltimore, 1/17/71 (TD)
- 75 Jimmie Giles (from Doug Williams), vs. Tampa Bay, 1/2/82

**Most Games, 100 or More Yards Receiving, Career**

- 6 Michael Irvin, 1988-98
- 2 Tony Hill, 1977-86
- 2 Alvin Harper, 1991-94

**AVERAGE GAIN****Career (20 receptions)**

- 27.3 Alvin Harper, 1991-94 (24-655)
- 16.5 Drew Pearson, 1973-83 (67-1,105)
- 15.8 Butch Johnson, 1976-83 (25-394)

**Game (3 receptions)**

- 39.0 Alvin Harper, @ San Francisco, 1/17/93 (3-117)
- 34.0 Frank Clarke, vs. Green Bay, 1/1/67 (3-102)
- 29.3 Alvin Harper, @ Chicago, 12/29/91 (3-88)

**TOUCHDOWNS****Career**

- 8 Drew Pearson, 1973-83
- 8 Michael Irvin, 1988-98
- 6 Jay Novacek, 1990-95

**Game**

- 3 Preston Pearson, @ L.A. Rams, 1/4/76

**Game, Opponent**

- 2 Seven times, last by Robert Brooks, vs. Green Bay, 1/14/96

**Most Consecutive Games, Touchdown**

- 3 Alvin Harper, 1992-93
- 3 Jay Novacek, 1992-93
- 3 Michael Irvin, 1994-95

**RUSHING-RECEIVING****ATTEMPTS****Career**

- 395 Emmitt Smith, 1990-99 (349-ru, 46-re)
- 348 Tony Dorsett, 1977-85 (302-ru, 46-re)
- 188 Robert Newhouse, 1972-83 (174-ru, 14-re)

**Game**

- 37 Emmitt Smith, vs. Green Bay, 1/14/96 (35-ru, 2-re)
- 34 Emmitt Smith, vs. Buffalo, 1/30/94 (ru-30, re-4)
- 30 Tony Dorsett, vs. Green Bay, 1/16/83 (ru-27, re-3)

**YARDS****Career**

- 1,928 Emmitt Smith, 1990-99 (1,586-ru, 342-re)
- 1,786 Tony Dorsett, 1977-85 (1,383-ru, 403-re)
- 1,315 Michael Irvin, 1988-98 (0-ru, 1,315-re)

**Game**

- 192 Michael Irvin, @ San Francisco, 1/15/95 (re-192)
- 188 Tony Dorsett, vs. L.A. Rams, 12/28/80 (ru-160, re-28)
- 173 Emmitt Smith, @ San Francisco, 1/17/93 (ru-114, re-59)

**PUNTING****PUNTS****Career (25 punts)**

- 84 Danny White, 1976-85
- 51 Ron Widby, 1968-71
- 33 John Jett, 1993-96

**Game**

- 9 Ron Widby, vs. Baltimore, 1/17/71
- 8 Five times, last by Danny White, vs. L.A. Rams, 12/30/79

**Game, Opponent**

- 8 Donny Anderson, @ Green Bay, 12/31/67
- 8 Herman Weaver, vs. Detroit, 12/26/70
- 8 Neil Clabo, @ Minnesota, 1/1/78
- 8 Tom Hutton, vs. Philadelphia, 1/7/96
- 8 Scott Player, vs. Arizona, 1/2/99

**Longest Punt**

- 65 Ron Widby, vs. Detroit, 12/26/70
- 60 Ron Widby, vs. San Francisco, 1/2/72
- 59 Marv Bateman, @ San Francisco, 12/23/72
- 59 John Jett, @ Carolina, 1/5/97

**Longest Punt, Opponent**

- 64 Dave Chapple, vs. L.A. Rams, 12/23/73
- 62 Craig Henrich, vs. Green Bay, 1/8/95
- 61 Herman Weaver, vs. Detroit, 12/26/70

**AVERAGE GROSS YARDS****Career (25 punts)**

- 43.5 Mike Saxon, 1985-92
- 42.9 John Jett, 1993-96
- 40.1 Ron Widby, 1968-71

**Game (4 punts)**

- 46.9 Mike Saxon, @ L.A. Rams, 1/4/86 (7-328)
- 46.7 Marv Bateman, vs. L.A. Rams, 12/23/73 (7-327)
- 45.8 John Jett, vs. Green Bay, 1/8/95 (4-183)
- 45.8 John Jett, vs. Green Bay, 1/14/96 (4-183)

**Game, Opponent (4 punts)**

- 48.8 Herman Weaver, vs. Detroit, 12/26/70 (8-391)
- 45.5 Klaus Wilmsmeyer, vs. San Francisco, 1/23/94 (4-182)
- 44.8 Rohn Stark, vs. Pittsburgh, 1/28/96 (4-179)

**HAD BLOCKED****Career**

- 1 Mike Saxon, 1986-1992
- 1 John Jett, 1993-95

**Most Consecutive Punts, None Blocked**

- 84 Danny White, 1976-83
- 60 Ron Widby, 1968-72
- 24 Marv Bateman, 1972-75

**INSIDE 20****Career**

- 21 Danny White, 1976-83
- 9 Ron Widby, 1968-72
- 8 John Jett, 1993-96

**Game**

- 4 Toby Gowin, vs. Arizona, 1/2/99
- 3 Four times, last by Danny White, vs. L.A. Rams, 12/30/79

**PUNT RETURNS****RETURNS****Career**

- 19 Butch Johnson, 1976-83
- 16 James Jones, 1980-82
- 12 Bob Hayes, 1965-74



**Game**

- 5 James Jones, vs. L.A. Rams, 12/28/80  
 5 Ron Fellows, vs. Tampa Bay, 1/9/83  
 4 6 times, last by Gordon Banks, 1/4/86 @ L.A. Rams

**Game, Opponent**

- 6 John Sciarra, @ Philadelphia, 1/11/81  
 5 Lem Barney, vs. Detroit, 12/26/70

**FAIR CATCHES****Career**

- 10 Bob Hayes, 1966-72  
 8 Lance Rentzel, 1967-69  
 8 Cliff Harris, 1970-79

**Game**

- 4 Lance Rentzel, @ Cleveland, 12/21/68  
 4 Cliff Harris, @ San Francisco, 12/23/72  
 3 Lance Rentzel, @ Green Bay, 12/31/67  
 3 Golden Richards, vs. Pittsburgh, 1/18/76  
 3 Gordon Banks, @ L.A. Rams, 1/4/86

**Game, Opponent**

- 4 Bobby Bryant, @ Minnesota, 12/25/71  
 3 Bobby Bryant, vs. Minnesota, 12/30/73

**YARDS GAINED****Career**

- 208 Butch Johnson, 1976-83  
 151 Bob Hayes, 1965-74  
 147 James Jones, 1980-82

**Game**

- 141 Bob Hayes, vs. Cleveland, 12/24/67  
 81 James Jones, vs. L.A. Rams, 12/20/80  
 64 Butch Johnson, vs. L.A. Rams, 12/19/76

**Game, Opponent**

- 69 John Sciarra, @ Philadelphia, 1/11/81  
 59 Reggie Brooks, vs. Green Bay, 1/16/94  
 54 Antonio Freeman, vs. Green Bay, 1/14/96

**Longest Punt Return**

- 68 Bob Hayes, vs. Cleveland, 12/24/67  
 64 Bob Hayes, vs. Cleveland, 12/24/67  
 63 Golden Richards, vs. Minnesota, 12/30/73 (TD)

**Longest Punt Return, Opponent**

- 43 Reggie Brooks, vs. Green Bay, 1/16/94  
 39 Antonio Freeman, vs. Green Bay, 1/14/96  
 30 Jim Bertelsen, vs. Rams, 12/23/73

**AVERAGE YARDAGE****Career (10 returns)**

- 12.6 Bob Hayes, 1965-74 (12-151)  
 11.0 Butch Johnson, 1976-83 (19-208)  
 9.2 James Jones, 1980-82 (16-147)

**Game (3 returns)**

- 47.0 Bob Hayes, vs. Cleveland, 12/24/67 (3-141)  
 16.2 James Jones, vs. L.A. Rams, 12/20/80 (5-81)  
 16.0 Butch Johnson, vs. L.A. Rams, 12/19/76 (4-64)

**Game, Opponents (3 returns)**

- 13.5 Antonio Freeman, vs. Green Bay, 1/14/96 (4-54)  
 13.0 Jim Bertelsen, vs. L.A. Rams, 1/23/73 (4-52)  
 11.5 John Sciarra, @ Philadelphia, 1/11/81 (6-69)

**TOUCHDOWNS****Game**

- 1 Golden Richards, vs. Minnesota, 12/30/73

**Game, Opponent**

None

**KICKOFF RETURNS****RETURNS****Career**

- 23 Kevin Williams, 1993-96  
 13 James Jones, 1980-82, 1984-85  
 12 Butch Johnson, 1976-83

**Game**

- 6 Kevin Williams, @ San Francisco, 1/15/95  
 5 Mel Renfro, vs. Green Bay, 1/1/67  
 5 Tyrone Hughes, vs. Arizona, 1/2/99

**Game, Opponent**

- 7 Del Rodgers, vs. Green Bay, 1/16/83  
 7 Antonio Freeman, vs. Green Bay, 1/14/96

**YARDS****Career**

- 505 Kevin Williams, 1993-96  
 267 James Jones, 1980-82, 1984-85  
 243 Cliff Harris, 1970-79

**Game**

- 130 Kevin Williams, @ San Francisco, 1/15/95  
 124 Mel Renfro, vs. Green Bay, 1/1/67  
 118 Rod Hill, vs. Green Bay, 1/9/83

**Game, Opponent**

- 155 Michael Bates, @ Carolina, 1/5/97  
 148 Del Rodgers, vs. Green Bay, 1/16/83  
 148 Antonio Freeman, vs. Green Bay, 1/14/96

**Longest Kickoff Return**

- 89 Rod Hill, vs. Green Bay, 1/9/83  
 50 Kevin Williams, vs. Buffalo, 1/30/94  
 48 Thomas Henderson, vs. Pittsburgh, 1/18/76

**Longest Kickoff Return, Opponent**

- 97 Vic Washington, vs. San Francisco, 12/23/72 (TD)  
 67 Rick Upchurch, vs. Denver, 1/15/78  
 61 Clinton Jones, @ Minnesota, 12/25/71

**AVERAGE YARDAGE****Career (10 returns)**

- 22.1 Cliff Harris, 1970-79 (11-243)  
 22.0 Kevin Williams, 1993-96 (23-505)  
 21.5 Kelvin Martin, 1987-92 (11-237)

**Game (3 returns)**

- 39.3 Rod Hill, vs. Green Bay, 1/9/83 (3-118)  
 29.3 Kevin Williams, vs. Green Bay, 1/8/95 (3-88)  
 24.8 Mel Renfro, vs. Green Bay, 1/1/67 (5-118)

**Game, Opponent (3 returns)**

- 45.3 Vic Washington, vs. San Francisco, 12/23/72 (3-136)  
 31.3 Rick Upchurch, vs. Denver, 1/15/78 (3-94)  
 31.0 Michael Bates, @ Carolina, 1/5/97 (5-155)

**TOUCHDOWNS****Game**

None

**Game, Opponent**

- 1 Vic Washington, vs. San Francisco, 12/23/72

**INTERCEPTIONS BY****INTERCEPTIONS****Career**

- 9 Charlie Waters, 1970-78, 80-81  
 7 Dennis Thurman, 1978-85  
 6 Cliff Harris, 1970-79

**Game**

- 3 Charlie Waters, vs. Chicago, 12/26/77  
 3 Dennis Thurman, vs. Green Bay, 1/16/83  
 2 Seven times, last by Larry Brown, vs. Pittsburgh, 1/28/96

**Game, Opponent**

- 2 Skip Vanderhurd, @ San Francisco, 12/23/72  
 2 Bobby Bryant, vs. Minnesota, 12/30/73  
 2 Eric Davis, @ San Francisco, 1/15/95  
 2 Aeneas Williams, vs. Arizona, 1/2/99

**Most Consecutive Games Intercept Pass**

- 3 Mel Renfro, 1970  
 3 Randy Hughes, 1977-78

**YARDS GAINED****Career**

- 126 Dennis Thurman, 1978-85  
 124 Charlie Waters, 1970-78, 80-81  
 105 Larry Brown, 1991-95

**Game**

- 77 Larry Brown, vs. Pittsburgh, 1/28/96  
 68 Thomas Henderson, @ L.A. Rams, 1/7/79  
 60 Cornell Green, vs. Cleveland, 1/24/67

**Game, Opponent**

- 94 LeRoy Irvin, vs. L.A. Rams, 12/26/83  
 88 Walt Sumner, vs. Cleveland, 12/28/69  
 63 Bobby Bryant, vs. Minnesota, 12/30/73

**Longest Return (all TDs except as noted)**

- 68 Thomas Henderson, @ L.A. Rams, 1/7/79  
 60 Cornell Green, vs. Cleveland, 1/24/67  
 44 Larry Brown, vs. Pittsburgh, 1/28/96 (no TD)

**Longest Return, Opponents (all TDs except as noted)**

- 94 LeRoy Irvin, vs. L.A. Rams, 12/26/83 (no TD)  
 88 Walt Sumner, vs. Cleveland, 12/28/64  
 63 Bobby Bryant, vs. Minnesota, 12/30/73

**FUMBLES****OPPONENTS' FUMBLES RECOVERED****Career**

- 4 Cliff Harris, 1970-79  
 3 Charlie Waters, 1970-78, 1980-81

**Game**

- 2 Charlie Waters, vs. Detroit, 12/26/70  
 2 Harvey Martin, vs. Minnesota, 1/1/78  
 2 Randy Hughes, vs. Denver, 1/15/78  
 2 Jimmie Jones, vs. Buffalo, 1/31/93

## PLAYOFF RECORDS

### Longest Fumble Returns (All TDs except as noted)

- 64 Leon Lett, vs. Buffalo, 1/31/93 (no TD)
- 46 James Washington, vs. Buffalo, 1/30/94
- 44 Chuck Howley, @ Cleveland, 12/21/68

### Longest Fumble Returns, Opponent (All TDs)

- 60 Hugh Green, vs. Tampa Bay, 1/9/83
- 18 Jim Grabowski, vs. Green Bay, 1/1/67

### OPPONENTS' FUMBLE RETURNED FOR TOUCHDOWNS

#### Career

- 1 George Andrie, 1962-72
- 1 Chuck Howley, 1961-73
- 1 Mike Hegman, 1976-88
- 1 Ken Norton, 1989-93
- 1 Jimmie Jones, 1990-93
- 1 James Washington, 1990-93

### SACKS

#### TOTAL SACKS

- Game**  
3 Tony Casillas, @ San Francisco, 1/17/93
- Game, Opponent**  
3 Gary Jeter, @ L.A. Rams, 1/4/86

### BLOCKED KICKS

#### BLOCKED PUNTS

- Game**  
1 Darrick Brownlow, vs. Chicago, 12/29/91
- Game, Opponent**  
1 Steve Tasker, vs. Buffalo, 1/31/93  
1 Bernardo Harris, vs. Green Bay, 1/14/96

## Cowboys Team Playoff Records

### SINGLE GAME

### SCORING

#### Most Points

- 52 vs. Cleveland, 12/24/67 (Dallas 52, Cleveland 14)
- 52 vs. Buffalo, 1/31/93 (Dallas 52, Buff. 17)
- 40 vs. Minnesota, 12/28/96 (Dallas 40, Minn. 15)

#### Most Points, Opponent

- 38 vs. Cleveland, 12/28/69 (Cleveland 38, Dallas 14)
- 38 @ Detroit, 1/5/92 (Detroit 38, Dallas 6)
- 38 @ San Francisco, 1/15/95 (S.F. 38, Dallas 28)

#### Fewest Points

- 0 @ L.A. Rams, 1/4/86 (L.A. Rams 20, Dallas 0)
- 3 Washington, 12/31/72 (Wash. 26, Dallas 3)
- 6 @ Detroit, 1/5/92 (Detroit 38, Dallas 6)

#### Fewest Points, Opponent

- 0 vs. Detroit, 12/26/70 (Dallas 5, Detroit 0)
- 0 @ L.A. Rams, 1/7/79 (Dallas 28, L.A. Rams 0)
- 0 vs. Tampa Bay, 1/2/82 (Dallas 38, Tampa Bay 0)

#### Most Decisive Win

- 38 vs. Tampa Bay, 1/2/82 (Dallas 38, Tampa Bay 0)
- 38 vs. Cleveland, 12/24/67 (Dallas 52, Cleveland 14)
- 35 vs. Buffalo, 1/31/93 (Dallas 52, Buff. 17)

#### Most Decisive Loss

- 32 @ Detroit, 1/5/92 (Detroit 38, Dallas 6)
- 24 vs. Cleveland, 12/28/69 (Cleveland 38, Dallas 14)
- 23 @ Washington, 12/31/72 (Washington 26, Dallas 3)

#### Most Points, Both Teams

- 69 vs. Buffalo, 1/31/93 (Dallas 52, Buff. 17)
- 69 vs. Cleveland, 12/24/67 (Dallas 52, Cleveland 14)
- 66 vs. Pittsburgh, 1/21/79 (Pittsburgh 35, Dallas 31)
- 66 @ San Francisco, 1/15/95 (S.F. 38, Dallas 28)

### FIRST DOWNS

#### Most First Downs

- 29 vs. L.A. Rams, 12/28/80
- 29 vs. Tampa Bay, 1/9/83
- 29 @ San Francisco, 1/15/95

#### Most First Downs, Opponent

- 26 @ San Francisco, 1/10/82
- 26 @ Chicago, 12/29/91
- 25 vs. Pittsburgh, 1/28/96

#### Most First Downs, Both Teams

- 48 @ San Francisco, 1/17/93
- 48 @ San Francisco, 1/15/95
- 47 vs. San Francisco, 1/23/94

#### Fewest First Downs

- 8 @ Washington, 12/31/72
- 9 vs. Minnesota, 12/30/73
- 9 vs. Baltimore, 1/17/71

#### Fewest First Downs, Opponent

- 7 vs. Detroit, 12/26/70
- 8 vs. Tampa Bay, 1/9/83
- 9 vs. San Francisco, 1/2/72
- 9 @ L.A. Rams, 1/4/76

#### Fewest First Downs, Both Teams

- 21 vs. Detroit, 12/26/70
- 23 vs. Baltimore, 1/17/71
- 24 @ Washington, 12/31/72

#### Most First Downs, Rushing

- 19 vs. L.A. Rams, 12/28/80
- 16 @ San Francisco, 1/3/71
- 16 vs. Minnesota, 12/28/96

#### Most First Downs, Rushing, Opponent

- 14 vs. Minnesota, 12/30/73
- 13 @ Philadelphia, 1/11/81
- 12 @ Chicago, 12/29/91

#### Fewest First Downs, Rushing

- 2 @ Washington, 1/22/83
- 3 Three times, last vs. Minnesota, 12/30/73

#### Fewest First Downs, Rushing, Opponent

- 1 @ L.A. Rams, 1/4/76
- 2 Six times, last vs. Arizona, 1/2/99

#### Most First Downs, Passing

- 20 vs. L.A. Rams, 12/26/83
- 19 vs. Tampa Bay, 1/2/82
- 19 @ Washington, 1/22/83

#### Most First Downs, Passing, Opponent

- 19 @ Detroit, 1/5/92
- 17 @ San Francisco, 1/10/82
- 16 Three times, last vs. Green Bay, 1/16/94

#### Fewest First Downs, Passing

- 3 vs. Detroit, 12/26/70
- 3 @ Washington, 12/31/72
- 4 vs. L.A. Rams, 12/23/73

#### Fewest First Downs, Passing, Opponent

- 1 vs. Denver, 1/15/78
- 3 vs. L.A. Rams, 1/4/86
- 4 vs. Atlanta, 12/30/78
- 4 vs. Tampa Bay, 1/9/83

#### Most First Downs, Penalty

- 4 @ Carolina, 1/5/97
- 3 vs. Green Bay, 1/8/95
- 3 @ San Francisco, 1/15/95
- 3 vs. Arizona, 1/2/99

#### Most First Downs, Penalty, Opponent

- 4 vs. Baltimore, 1/17/71
- 4 vs. Buffalo, 1/31/93
- 3 Seven times, last @ Carolina, 1/5/97

### NET YARDS GAINED RUSHING AND PASSING

#### Most Yards Gained

- 528 vs. L.A. Rams, 12/28/80
- 456 vs. Tampa Bay, 1/9/83
- 451 @ San Francisco, 1/15/95

#### Most Yards Gained, Opponent

- 466 vs. Green Bay, 1/6/83
- 421 @ Detroit, 1/5/92
- 415 @ San Francisco, 1/17/93



**Most Yards Gained, Both Teams**

841 vs. Green Bay, 1/6/83  
831 @ San Francisco, 1/17/93  
788 vs. L.A. Rams, 12/28/80

**Fewest Yards Gained**

153 vs. Minnesota, 12/30/73  
169 @ Washington, 12/31/72  
183 vs. Minnesota, 12/25/71

**Fewest Yards Gained, Opponent**

118 @ L.A. Rams, 1/4/76  
156 vs. Detroit, 12/26/70  
156 vs. Denver, 1/15/78

**Fewest Yards Gained, Both Teams**

387 @ Green Bay, 12/31/67  
387 vs. Detroit, 12/26/70  
459 vs. Minnesota, 12/30/73

**RUSHING****ATTEMPTS****Most Rushing Attempts**

51 @ San Francisco, 1/3/71  
50 vs. Detroit, 12/26/70  
50 @ L.A. Rams, 1/4/76

**Most Rushing Attempts, Opponent**

49 vs. L.A. Rams, 12/19/76  
47 vs. Minnesota, 12/30/73  
46 vs. Pittsburgh, 1/18/76

**Fewest Rushing Attempts**

16 @ Minnesota, 1/9/00  
18 @ L.A. Rams, 1/4/86  
20 vs. L.A. Rams, 12/26/83  
20 vs. Arizona, 1/2/99

**Fewest Rushing Attempts, Opponent**

12 vs. Green Bay, 1/14/96  
13 vs. Green Bay, 1/16/94  
15 vs. Minnesota, 12/28/96

**YARDS**

338 vs. L.A. Rams, 12/28/80  
255 vs. Minnesota, 12/28/96  
252 vs. Miami, 1/16/72

**Most Yards Gained Rushing, Opponent**

269 @ L.A. Rams, 1/4/86  
263 @ Philadelphia, 1/11/81  
203 vs. Minnesota, 12/30/73

**Most Yards Gained Rushing, Both Teams**

430 vs. L.A. Rams, 12/28/80  
349 @ Philadelphia, 1/11/81  
337 vs. Cleveland, 12/24/67

**Fewest Yards Gained Rushing**

56 vs. Pittsburgh, 1/28/96  
61 @ L.A. Rams, 1/4/86  
63 vs. L.A. Rams, 12/26/83

**Fewest Yards Gained Rushing, Opponent**

22 vs. L.A. Rams, 12/19/76  
31 vs. Green Bay, 1/16/94  
48 vs. Green Bay, 1/14/96

**Fewest Yards Gained Rushing, Both Teams**

128 vs. Green Bay, 1/16/94  
157 vs. L.A. Rams, 12/26/83  
159 vs. Pittsburgh, 1/28/96

**PASSING****ATTEMPTS****Most Passes Attempted**

53 vs. L.A. Rams, 12/26/83  
53 @ San Francisco, 1/15/95  
49 vs. Arizona, 1/2/99

**Most Passes Attempted, Opponent**

50 vs. Buffalo, 1/30/94  
49 vs. Pittsburgh, 1/28/96  
46 vs. Green Bay, 1/8/95

**Most Passes Attempted, Both Teams**

85 vs. Arizona, 1/2/99  
84 vs. L.A. Rams, 12/26/83  
82 vs. Green Bay, 1/16/94  
82 @ San Francisco, 1/15/95

**Fewest Passes Attempted**

14 @ Minnesota, 12/25/71  
14 vs. Chicago, 12/24/77  
15 vs. Cleveland, 12/24/67

**Fewest Passes Attempted, Opponent**

18 @ Washington, 12/31/72  
19 vs. Pittsburgh, 1/18/76  
20 vs. Detroit, 12/26/70

**Fewest Passes Attempted, Both Teams**

38 vs. Detroit, 12/26/70  
39 @ Washington, 12/31/72  
39 vs. L.A. Rams, 12/23/73

**COMPLETIONS****Most Passes Completed**

32 vs. L.A. Rams, 12/26/83  
30 @ San Francisco, 1/15/95  
28 vs. Green Bay, 1/16/94

**Most Passes Completed, Opponent**

31 vs. Buffalo, 1/30/94  
29 @ Detroit, 1/5/92  
28 vs. Green Bay, 1/16/94  
28 vs. Pittsburgh, 1/28/96

**Most Passes Completed, Both Teams**

56 vs. Green Bay, 1/16/94  
50 vs. Buffalo, 1/30/94  
49 @ San Francisco, 1/17/93

**Fewest Passes Completed**

4 vs. Detroit, 12/26/70  
7 @ San Francisco, 1/3/71  
8 vs. L.A. Rams, 12/23/73  
8 vs. Chicago, 12/26/77

**Fewest Passes Completed, Opponent**

6 @ L.A. Rams, 1/4/86  
7 Detroit, 12/26/70  
7 vs. L.A. Rams, 12/23/73

**Fewest Passes Completed, Both Teams**

11 vs. Detroit, 12/26/70  
15 vs. L.A. Rams, 12/23/73  
21 vs. L.A. Rams, 12/30/79  
21 @ Philadelphia, 1/11/81

**YARDS**

352 @ San Francisco, 1/15/95  
330 vs. Green Bay, 1/8/95  
310 @ Atlanta, 1/4/81

**Most Yards Gained Passing**

337 @ Detroit, 1/5/92  
327 vs. Green Bay, 1/16/94  
308 vs. Green Bay, 1/16/83

**Most Yards Gained Passing, Opponent**

611 vs. Green Bay, 1/16/94  
596 @ San Francisco, 1/17/93  
595 @ Atlanta, 1/4/81

**Fewest Yards Gained, Passing**

22 vs. Detroit, 12/26/70  
63 vs. Minnesota, 12/30/73  
72 vs. San Francisco, 1/2/72

**Fewest Yards Gained, Passing, Opponent**

35 vs. Denver, 1/15/78  
47 @ L.A. Rams, 1/4/86  
52 vs. Atlanta, 12/30/78

**Fewest Yards Gained, Passing, Both Teams, Game**

102 vs. Detroit, 12/26/70  
166 vs. Minnesota, 12/30/73  
193 @ Philadelphia, 1/11/81

**SACKS****TOTAL SACKS****Most Sacks**

8 @ Green Bay, 12/31/67  
5 Eight times, last vs. Philadelphia, 1/7/96

**Most Sacks, Opponent**

7 vs. L.A. Rams, 12/23/73  
7 vs. Pittsburgh, 1/18/76  
6 vs. San Francisco, 1/2/72

**SACK YARDAGE****Most Sack Yardage**

76 @ Green Bay, 12/31/67  
51 @ L.A. Rams, 1/4/76  
45 vs. Philadelphia, 1/10/93

**PLAYOFF RECORDS**

**Most Sack Yardage, Opponent**  
 52 vs. Pittsburgh, 1/21/79  
 44 vs. L.A. Rams, 12/23/73  
 42 vs. Pittsburgh, 1/18/76

**INTERCEPTIONS****TOTAL INTERCEPTIONS**

**Most Interceptions**  
 5 @ L.A. Rams, 1/7/79  
 4 Five times, last vs. Buffalo, 1/31/93

**Most Interceptions, Opponent**  
 4 @ Cleveland, 12/21/68  
 4 vs. Minnesota, 12/30/73  
 3 Nine times, last vs. Arizona, 1/2/99

**YARDS**

**Most Yards**  
 123 @ L.A. Rams, 1/7/79  
 77 vs. Pittsburgh, 1/28/96  
 76 vs. Chicago, 12/26/77

**Most Yards, Opponent**  
 123 vs. Cleveland, 12/28/69  
 122 @ Carolina, 1/5/97  
 111 vs. L.A. Rams, 12/26/83

**PUNTING****TOTAL PUNTS**

**Most Punts**  
 9 vs. Baltimore, 1/17/71  
 8 Five times, last vs. L.A. Rams, 12/30/79

**Most Punts, Opponent**  
 8 @ Green Bay, 12/31/67  
 8 vs. Detroit, 12/26/70  
 8 vs. Minnesota, 1/1/78  
 8 vs. Philadelphia, 1/7/96  
 8 vs. Arizona, 1/2/99

**Fewest Punts**  
 1 @ San Francisco, 1/15/95  
 1 vs. Minnesota, 12/28/96  
 2 vs. Cleveland, 12/24/67  
 2 vs. L.A. Rams, 12/28/80

**Fewest Punts, Opponent**  
 1 vs. Cleveland, 12/28/69  
 1 @ Chicago, 12/29/91  
 1 @ San Francisco, 1/17/93  
 1 @ Carolina, 1/5/97

**AVERAGE YARDAGE**

**Highest Average Distance, Punting (4 punts)**  
 46.9 @ L.A. Rams, 1/4/86  
 46.7 vs. L.A. Rams, 12/23/73  
 45.8 vs. Green Bay, 1/8/95  
 45.8 vs. Green Bay, 1/14/96

**Highest Average Distance, Punting, Opponent (4 punts)**  
 48.8 vs. Detroit, 12/26/70  
 46.2 @ Detroit, 1/5/92  
 45.5 vs. San Francisco, 1/23/94

**PUNT RETURNS****TOTAL RETURNS**

**Most Punt Returns**  
 5 vs. Minnesota, 1/1/78  
 5 vs. L.A. Rams, 12/28/80  
 5 vs. Tampa Bay, 1/9/83

**Most Punt Returns, Opponent**  
 6 vs. Detroit, 12/26/70  
 6 @ Philadelphia, 1/11/81  
 5 Four times, last vs. Pittsburgh, 1/18/76

**YARDS GAINED**

**Most Yards, Punt Returns**  
 155 vs. Cleveland, 12/24/67  
 81 vs. L.A. Rams, 12/28/80  
 64 vs. L.A. Rams, 12/19/76

**Most Yards, Punt Returns, Opponent**  
 69 @ Philadelphia, 1/11/81  
 59 vs. Green Bay, 1/16/94  
 54 vs. Green Bay, 1/14/96

**KICKOFF RETURNS****TOTAL RETURNS**

**Most Kickoff Returns**  
 7 @ San Francisco, 1/15/95  
 6 Six times, last @ Carolina, 1/5/97

**Most Kickoff Returns, Opponent**  
 8 @ L.A. Rams, 1/4/76  
 8 vs. Chicago, 12/26/77  
 8 vs. Minnesota, 12/28/96

**YARDS GAINED**

**Most Yards, Kickoff Returns**  
 173 vs. Green Bay, 1/16/83  
 153 vs. Green Bay, 1/1/67  
 144 @ San Francisco, 1/15/95

**Most Yards, Kickoff Returns, Opponent**  
 188 @ Minnesota, 12/25/71  
 173 vs. Denver, 1/15/78  
 167 @ L.A. Rams, 1/4/76

**FUMBLES****TOTAL FUMBLES**

**Most Fumbles**  
 6 vs. Denver, 1/15/78  
 6 vs. Atlanta, 12/30/78  
 5 @ Philadelphia, 1/11/81

**Most Fumbles, Opponent**  
 8 vs. Buffalo, 1/31/93  
 5 @ San Francisco, 12/23/72  
 5 vs. Minnesota, 1/1/78  
 5 vs. Baltimore, 1/17/71

**FUMBLES LOST**

**Most Fumbles Lost**  
 3 @ San Francisco, 12/23/72  
 3 vs. Atlanta, 12/30/78  
 3 @ Philadelphia, 1/11/81  
 3 @ L.A. Rams, 1/4/86  
 3 @ Minnesota, 1/9/00

**Most Fumbles Lost, Opponent**  
 5 vs. Buffalo, 1/31/93  
 4 vs. Baltimore, 1/17/71  
 4 vs. Denver, 1/15/78  
 4 vs. Minnesota, 12/28/96

**PENALTIES****TOTAL PENALTIES**

**Most Penalties**  
 12 vs. Denver, 1/15/78  
 11 vs. L.A. Rams, 12/28/80  
 10 @ L.A. Rams, 1/7/79

**Most Penalties, Opponent**  
 11 vs. Green Bay, 1/14/96  
 10 vs. Tampa Bay, 1/2/82  
 8 Three times, last vs. Green Bay, 1/8/95

**Fewest Penalties**  
 2 Six times, last @ Chicago, 12/29/91

**Fewest Penalties, Opponent**  
 0 vs. Detroit, 12/26/70  
 0 vs. Miami, 1/16/72  
 0 vs. Pittsburgh, 1/18/76

**YARDS PENALIZED**

**Most Yards Penalized**  
 120 vs. Baltimore, 1/17/71  
 98 @ San Francisco, 1/10/85  
 94 vs. Denver, 1/15/78

**Most Yards Penalized, Opponent**  
 106 @ San Francisco, 1/10/82  
 105 vs. Tampa Bay, 1/2/82  
 94 vs. L.A. Rams, 1/19/76

**Fewest Yards Penalized**  
 10 vs. Cleveland, 12/24/67  
 10 @ Minnesota, 12/25/71  
 15 @ Washington, 1/22/83

**Fewest Yards Penalized, Opponent**  
 0 vs. Detroit, 12/26/70  
 0 vs. Miami, 1/16/72  
 0 vs. Pittsburgh, 1/18/76





## Largest Margin

### VICTORY

- 38 pts, (52-14) vs. Cleveland, Dec. 24, 1967
- 38 pts, (38-0) vs. Tampa Bay, Jan. 2, 1982
- 35 pts, (52-17) vs. Buffalo, Jan. 31, 1993
- 30 pts, (37-7) @ Los Angeles, Jan. 4, 1976
- 30 pts, (37-7) vs. Chicago, Dec. 26, 1977

### DEFEAT

- 32 pts, (38-6) @ Detroit, Jan. 5, 1992
- 24 pts, (38-14) vs. Cleveland, Dec. 28, 1969
- 23 pts, (26-3) @ Washington, Dec. 31, 1972
- 20 pts, (20-0) @ Los Angeles, Jan. 4, 1986
- 17 pts, (27-10) vs. Minnesota, Dec. 30, 1973
- 17 pts, (27-10) @ Minnesota, Jan. 9, 2000

## Cowboys Big Playoff Days

### 100 YARD RUSHING GAMES

160 yards	— Tony Dorsett vs. L.A. Rams	December 28, 1980
150 yards	— Emmitt Smith vs. Green Bay	January 14, 1996
143 yards	— Duane Thomas @ San Francisco	January 3, 1971
135 yards	— Duane Thomas vs. Detroit	December 26, 1970
132 yards	— Emmitt Smith vs. Buffalo	January 30, 1994
125 yards	— Calvin Hill @ San Francisco	December 23, 1972
116 yards	— Emmitt Smith vs. Minnesota	December 28, 1996
114 yards	— Emmitt Smith vs. Philadelphia	January 10, 1993
114 yards	— Emmitt Smith @ San Francisco	January 17, 1993
110 yards	— Tony Dorsett vs. Tampa Bay	January 9, 1983
108 yards	— Don Perkins vs. Green Bay	January 1, 1967
108 yards	— Emmitt Smith vs. Buffalo	January 31, 1993
105 yards	— Emmitt Smith @ Chicago	December 29, 1991
101 yards	— Tony Dorsett @ L.A. Rams	January 7, 1979

### 300 YARD PASSING GAMES

380 yards	— Troy Aikman @ San Francisco	January 15, 1995
337 yards	— Troy Aikman vs. Green Bay	January 8, 1995
330 yards	— Danny White vs. L.A. Rams	December 26, 1983
322 yards	— Danny White @ Atlanta	January 4, 1981
322 yards	— Troy Aikman @ San Francisco	January 17, 1993
312 yards	— Danny White vs. Tampa Bay	January 9, 1983
302 yards	— Troy Aikman vs. Green Bay	January 16, 1994

### 100 YARD RECEIVING GAMES

192 yards	— Michael Irvin @ San Francisco	January 15, 1995
163 yards	— Raghbi Ismail @ Minnesota	January 9, 2000
144 yards	— Bob Hayes vs. Cleveland	December 24, 1967
142 yards	— Tony Hill vs. Green Bay	January 16, 1983
136 yards	— Billy Parks @ San Francisco	December 23, 1972
126 yards	— Michael Irvin vs. Green Bay	January 16, 1994
124 yards	— Kevin Williams vs. Philadelphia	January 7, 1996
123 yards	— Preston Pearson @ L.A. Rams	January 4, 1976
117 yards	— Alvin Harper @ San Francisco	January 17, 1993
115 yards	— Tony Hill vs. L.A. Rams	December 26, 1983
114 yards	— Michael Irvin vs. Buffalo	January 31, 1993
111 yards	— Michael Irvin vs. Green Bay	January 8, 1995
108 yards	— Alvin Harper vs. Green Bay	January 8, 1995
104 yards	— Jay Novacek vs. Green Bay	January 8, 1995
103 yards	— Michael Irvin vs. Minnesota	December 28, 1996
102 yards	— Frank Clarke vs. Green Bay	January 1, 1967
100 yards	— Michael Irvin vs. Green Bay	January 14, 1996

# Cowboys Longest Playoff Plays

## LONG RUNS FROM SCRIMMAGE

65 yards	— Emmitt Smith @ Minnesota	January 9, 2000
53 yards	— Tony Dorsett @ L.A. Rams	January 7, 1979
48 yards	— Calvin Hill @ San Francisco	December 23, 1972
38 yards	— Emmitt Smith vs. Buffalo	January 31, 1993
37 yards	— Emmitt Smith vs. Minnesota (TD)	December 28, 1996
32 yards	— Ron Springs vs. L.A. Rams	December 28, 1980
29 yards	— Roger Staubach vs. Washington	December 31, 1972
29 yards	— Tony Dorsett vs. Pittsburgh	January 21, 1979

## LONG FORWARD PASS

94 yards	— Troy Aikman to Alvin Harper vs. Green Bay (TD)	January 8, 1995
86 yards	— Don Meredith to Bob Hayes vs. Cleveland (TD)	December 24, 1967
83 yards	— Roger Staubach to Drew Pearson vs. L.A. Rams (TD)	December 23, 1973
70 yards	— Troy Aikman to Alvin Harper @ San Francisco	January 17, 1993
68 yards	— Don Meredith to Frank Clarke vs. Green Bay (TD)	January 1, 1967

## LONG PUNT RETURNS

68 yards	— Bob Hayes vs. Cleveland	December 24, 1967
63 yards	— Golden Richards vs. Minnesota (TD)	December 30, 1973
44 yards	— Butch Johnson vs. L.A. Rams	December 19, 1976
43 yards	— James Jones vs. L.A. Rams	December 28, 1980
41 yards	— Deion Sanders vs. Arizona	January 2, 1999

## LONG KICKOFF RETURNS

89 yards	— Rod Hill vs. Green Bay	January 16, 1983
50 yards	— Kevin Williams vs. Buffalo	January 30, 1994
48 yards	— Thomas Henderson vs. Pittsburgh	January 18, 1976
39 yards	— Kelvin Martin vs. Philadelphia	January 10, 1993
39 yards	— Kevin Williams vs. Green Bay	January 8, 1995

## LONG INTERCEPTION RETURNS

68 yards	— Thomas Henderson @ L.A. Rams (TD)	January 7, 1979
60 yards	— Cornell Green vs. Cleveland (TD)	December 24, 1967
44 yards	— Larry Brown vs. Pittsburgh	January 28, 1996
39 yards	— Dennis Thurman vs. Green Bay (TD)	January 16, 1983

## LONG FUMBLE RETURNS

64 yards	— Leon Lett vs. Buffalo	January 31, 1993
46 yards	— James Washington vs. Buffalo (TD)	January 30, 1994
44 yards	— Chuck Howley @ Cleveland (TD)	December 21, 1968
37 yards	— Mike Hegman vs. Pittsburgh (TD)	January 21, 1979





**The  
History**



# Cowboys All-Time Results

All-Time Regular Season Record: 367-269-6

Playoff Record: 32-21

Preseason Record: 101-111-1

## Preseason Results

<b>1960 (1-5)</b>			
8/6	L	10	San Francisco @Seattle (22,000).....16
8/13	L	13	St. Louis @San Antonio (14,000).....20
8/19	L	10	Baltimore (40,000).....14
8/27	W	14	New York @Louisville (10,663).....3
9/4	L	14	Los Angeles @Pendleton (13,500).....49
9/11	L	23	Green Bay @Minneapolis (20,121).....28

<b>1961 (2-3)</b>			
8/5	W	38	Minnesota @Sioux Falls (4,954).....13
8/11	L	7	Green Bay (30,000).....30
8/26	L	10	New York @Albuquerque (21,500).....28
9/1	W	35	Baltimore @Norman (19,000).....24
9/9	L	10	San Fran. @Sacramento (22,130).....24

<b>1962 (0-5)</b>			
8/10	L	7	Green Bay (54,500).....31
8/18	L	24	Detroit @Cleveland (77,683).....35
8/25	L	10	Baltimore @Roanoke (14,000).....24
9/1	L	7	San Fran. @Sacramento (20,000).....26
9/8	L	26	Minnesota @Atlanta (12,500).....45

<b>1963 (3-2)</b>			
8/8	W	17	@ Los Angeles (70,675).....14
8/17	L	10	Green Bay (53,121).....31
8/24	L	17	Los Angeles @Portland (29,349).....20
8/30	W	37	San Fran. @Bakersfield (9,927).....24
9/7	W	27	Detroit @New Orleans (51,218).....17

<b>1964 (1-4)</b>			
8/8	L	6	@ Los Angeles (57,450).....17
8/15	W	34	San Francisco @Portland (24,679).....23
8/22	L	16	Los Angeles @Portland (30,565).....25
8/29	L	3	Green Bay (60,057).....35
9/5	L	6	Chicago @New Orleans (35,000).....21

<b>1965 (2-3)</b>			
8/17	L	0	@ Los Angeles (31,579).....9
8/21	L	7	San Francisco @Portland (24,837).....27
8/28	W	21	Green Bay (67,954).....12
9/3	L	17	Minnesota @Birmingham (41,500).....57
9/11	W	34	Chicago @Tulsa (33,525).....21

<b>1966 (5-0)</b>			
8/7	W	24	@ San Francisco (28,899).....13
8/13	W	20	@ Los Angeles (44,217).....10
8/20	W	21	Green Bay (75,504).....3
8/27	W	20	Detroit @Tulsa (31,250).....10
9/2	W	28	Minnesota (58,316).....24

<b>1967 (2-3)</b>			
8/12	L	6	@ Los Angeles (57,595).....20
8/20	W	30	@ San Francisco (31,212).....24
8/28	L	3	Green Bay (78,087).....20
9/2	W	30	@ Houston (53,125).....17
9/9	L	7	Baltimore (58,492).....33

<b>1968 (3-3)</b>			
8/3	L	24	Chicago @Canton (14,578).....30
8/11	W	16	@ San Francisco (27,530).....14
8/17	W	42	@ Los Angeles (64,978).....10
8/24	L	27	Green Bay (72,014).....31
8/31	W	33	@ Houston (52,289).....19
9/7	L	10	Baltimore (69,520).....16

<b>1969 (4-2)</b>			
8/8	L	17	@ Los Angeles (87,381).....24
8/17	W	20	@ San Francisco (33,894).....17
8/23	W	31	Green Bay (73,764).....13
8/28	W	14	@ Houston (55,310).....11
9/6	W	25	N.Y. Jets (74,771).....9
9/14	L	7	Baltimore (58,975).....23

<b>1970 (1-5)</b>			
8/8	W	20	@ San Diego (39,392).....10
8/15	L	10	@ Los Angeles (64,646).....17
8/22	L	34	Green Bay (72,389).....35
8/29	L	21	@ Houston (46,548).....37
9/5	L	0	Kansas City (69,055).....13
9/13	L	21	N.Y. Jets (55,297).....29

<b>1971 (6-0)</b>			
8/6	W	45	@ Los Angeles (87,187).....21
8/14	W	36	New Orleans (73,560).....21
8/20	W	18	Cleveland (69,099).....15
8/26	W	26	@ Houston (49,078).....20
9/3	W	27	@ Baltimore (22,291).....14
9/11	W	24	Kansas City (74,035).....17

<b>1972 (6-1)</b>			
7/28	W	20	College All-Stars @ Chi. (54,162).....7
8/5	W	26	Houston (65,405).....24
8/12	W	27	@ Los Angeles (66,051).....13
8/19	W	30	@ New Orleans (81,070).....7
8/26	W	34	N.Y. Jets (65,386).....27
9/2	L	10	@ Kansas City (79,592).....20
9/9	W	16	Oakland (62,607).....10

<b>1973 (4-2)</b>			
8/3	W	24	@ Los Angeles (75,461).....7
8/11	L	26	@ Oakland (53,723).....27
8/18	W	24	New Orleans (61,022).....14
8/23	L	24	@ Houston (46,942).....27
9/1	W	27	Kansas City (57,468).....16
9/6	W	26	Miami (61,378).....23

<b>1974 (3-3)</b>			
8/3	L	7	@ Oakland (41,049).....27
8/10	W	13	@ Los Angeles (46,468).....6
8/17	W	19	Houston (53,148) (OT).....13
8/24	L	7	@ New Orleans (56,563).....16
8/31	W	25	Kansas City (43,492).....16
9/5	L	15	Pittsburgh (43,900).....41

<b>1975 (2-4)</b>			
8/9	L	7	@ Los Angeles (62,843).....35
8/18	L	20	@ Kansas City (35,630).....26
8/23	L	13	Minnesota (45,395).....16
8/30	W	17	@ Houston (46,951).....14
9/5	L	20	Oakland (39,562).....31
9/13	W	17	Pittsburgh (43,186).....16

<b>1976 (3-3)</b>			
7/31	L	14	@ Oakland (52,391).....17
8/7	L	14	@ Los Angeles (60,158).....26
8/14	L	9	Denver (54,567).....13
8/21	W	36	Detroit @Memphis (30,340).....16
8/28	W	20	Pittsburgh (64,264).....16
9/4	W	26	Houston (58,844) (OT).....20

<b>1977 (3-3)</b>			
8/6	W	34	San Diego (59,504).....14
8/13	L	17	@ Seattle (58,789) (OT).....23
8/20	L	14	Miami (56,820).....20
8/27	W	23	Baltimore (54,835).....21
9/3	L	14	@ Houston (49,777).....23
9/8	W	30	Pittsburgh (49,824).....0

<b>1978 (3-1)</b>			
8/5	W	41	San Francisco (63,736).....24
8/12	W	21	@ Denver (74,619).....14
8/19	L	13	Houston (62,242).....27
8/26	W	16	Pittsburgh (59,747).....13

<b>1979 (3-2)</b>			
7/28	L	13	Oakland @Canton (20,648).....20
8/4	W	7	Denver (61,192).....6
8/12	L	17	@ Seattle (59,803).....27
8/18	W	16	Houston (62,803).....13
8/25	W	16	Pittsburgh (64,543).....14

<b>1980 (3-1)</b>			
8/9	W	17	Green Bay (54,876).....14
8/16	W	19	@ Los Angeles (63,283).....16
8/23	W	20	Houston (63,658).....13
8/30	L	10	Pittsburgh (62,795).....31

<b>1981 (2-2)</b>			
8/8	L	17	Green Bay (55,967).....21
8/15	L	21	@ Los Angeles (61,459).....33
8/22	W	24	Pittsburgh (63,504).....14
8/29	W	28	Houston (63,799).....20





**1982 (3-1)**

8/14	L	10	Buffalo (48,612)	14
8/21	W	26	@ San Diego (49,182)	16
8/28	W	36	New England (50,113)	21
9/4	W	20	Houston (60,150)	14

**1983 (3-1)**

8/6	W	20	Miami (46,826)	17
8/15	W	30	@ L.A. Rams (54,268)	7
8/20	L	7	Pittsburgh (62,164)	24
8/27	W	34	Houston (54,363)	31

**1984 (3-1)**

8/4	W	31	Green Bay (43,371)	17
8/11	W	24	@ San Diego (50,740)	13
8/16	L	10	Pittsburgh (55,658)	20
8/25	W	31	Houston (53,877)	24

**1985 (4-0)**

8/10	W	27	Green Bay (41,847)	3
8/17	W	27	@ San Diego (48,596) (OT)	24
8/26	W	15	Chicago (49,540)	13
8/31	W	20	Houston (53,812)	10

**1986 (0-5)**

8/3	L	6	Chicago @ London (82,699)	17
8/9	L	0	@ San Diego (47,744)	20
8/16	L	19	@ L.A. Raiders (52,153)	24
8/22	L	28	Pittsburgh (54,299)	41
8/30	L	14	Houston (62,239)	17

**1987 (1-3)**

8/15	L	0	@ San Diego (48,020)	29
8/22	W	13	@ San Francisco (57,598)	3
8/30	L	10	L.A. Raiders (46,666)	34
9/5	L	13	Houston (47,043)	18

**1988 (2-2)**

8/6	L	21	@ San Diego (40,110)	24
8/13	W	27	@ L.A. Raiders (40,774)	17
8/22	W	17	Chicago (47,796)	9
8/27	L	10	Houston (48,400)	54

**1989 (3-1)**

8/13	W	20	@ San Diego (45,203)	3
8/19	W	27	@ L.A. Raiders (32,358)	20
8/26	L	21	@ Denver (74,076) (OT)	24
9/2	W	30	Houston (63,582)	28

**1990 (1-3)**

8/11	L	16	@ San Diego (42,221)	28
8/18	L	14	@ L.A. Raiders (28,273)	16
8/25	W	20	Pittsburgh (47,723)	9
9/1	L	6	Houston (55,499)	27

**1991 (2-2)**

8/3	W	24	@ Kansas City (56,038)	14
8/12	L	12	L.A. Raiders (55,981)	17
8/18	L	20	@ Houston (53,314)	30
8/23	W	20	Atlanta (53,689) (OT)	17

**1992 (2-3)**

8/2	L	23	Houston @Tokyo (51,058)	34
8/7	W	27	@ Miami (50,803)	24
8/15	L	16	Houston (61,334)	17
8/22	W	17	Denver (61,485)	3
8/28	L	13	Chicago (60,218)	20

**1993 (1-3-1)**

8/1	L	7	Minnesota (60,010)	13
8/8	T	13	Detroit @London (43,522) (OT)	13
8/14	W	13	L.A. Raiders (60,411)	7
8/21	L	20	Houston @San Antonio (63,285)	23
8/27	L	21	@ Chicago (56,181)	23

**1994 (2-3)**

7/31	W	17	Minnesota (59,062)	9
8/7	L	19	L.A. Raiders (61,932)	27
8/15	L	0	Houston @ Mexico City (112,376)	6
8/21	W	34	Denver (63,923)	10
8/25	L	10	@ New Orleans (57,281)	28

**1995 (2-3)**

7/29	W	21	Buffalo (62,752)	15
8/5	L	14	Oakland (62,031)	27
8/12	L	7	Buffalo @Toronto (55,799)	9
8/21	L	17	@ Denver (72,451)	20
8/26	W	10	Houston @ San Antonio (52,512)	0

**1996 (2-3)**

7/27	W	35	Oakland (61,524)	34
8/5	L	6	Kan. City @ Monterrey (45,128)	32
8/12	L	7	New England (57,874)	31
8/17	L	3	Denver (56,115)	20
8/24	W	24	Houston @ Orlando (44,296)	19

**1997 (2-2)**

8/3	L	27	Oakland (61,028)	34
8/8	L	10	@ New England (58,440)	16
8/15	W	34	St. Louis (60,402)	31
8/22	W	34	Tennessee (61,001)	10

**1998 (0-5)**

8/1	L	19	Seattle (59,357)	20
8/8	L	3	Oakland (61,048)	16
8/17	L	3	New England @ Mexico City (106,424)	21
8/22	L	14	@ St. Louis (56,461)	22
8/27	L	20	@ Jacksonville (71,526)	42

**1999 (1-4)**

8/9	L	17	Cleveland @ Canton (25,156) (OT)	20
8/15	L	3	@ Oakland (35,909)	10
8/21	L	14	@ New England (50,816)	34
8/29	W	22	Denver (61,893)	12
9/2	L	6	Jacksonville (58,872)	27

**2000 (0-5)**

7/30	L	10	Pittsburgh (56,391)	38
8/5	L	9	Atlanta @ Tokyo (42,178)	20
8/13	L	20	Oakland (56,878)	21
8/19	L	23	@ Denver (76,632)	36
8/24	L	17	St. Louis (57,261)	24

**2001 (2-3)**

8/4	L	14	@ Oakland (37,978)	21
8/11	L	6	Denver (46,883)	20
8/18	L	10	@ New Orleans (53,249)	16
8/27	W	21	Oakland @ Mexico City (88,309)	6
8/30	W	27	Jacksonville (35,228)	17

**2002 (3-1)**

8/9	W	20	Oakland (61,836)	6
8/17	W	19	@ Carolina (72,624)	16
8/24	L	19	Atlanta (62,942)	21
8/29	W	28	@ Jacksonville (48,809)	25

**All-Time Preseason Record (101-111-1)**

Arizona	0-1
Atlanta	1-2
Baltimore	0-0
Buffalo	1-2
Carolina	1-0
Chicago	3-5
Cincinnati	0-0
Cleveland	1-1
College All-Stars	1-0
Denver	5-6
Detroit	3-1-1
Green Bay	6-9
Indianapolis	3-5
Jacksonville	2-2
Kansas City	4-4
Miami	3-1

Minnesota	3-4
New England	1-4
New Orleans	3-3
New York Giants	1-1
New York Jets	2-1
Oakland	7-16
Philadelphia	0-0
Pittsburgh	7-6
St. Louis	10-13
San Diego	6-4
San Francisco	8-4
Seattle	0-3
Tampa Bay	0-0
Tennessee	19-13
Washington	0-0



## 1960 ★ DALLAS COWBOYS STATISTICS ★ 1960

RECORD: 0-11-1  
7TH PLACE WESTERN CONFERENCE  
HEAD COACH: TOM LANDRY

Date	W/L	Score	Opponent	Att.
9/24	L	28-35	PITTSBURGH	30,000
9/30	L	25-27	PHILADELPHIA	18,500
10/9	L	14-26	@ Washington	21,142
10/16	L	7-48	CLEVELAND	28,500
10/23	L	10-12	@ St. Louis	23,128
10/30	L	7-45	BALTIMORE	25,500
11/6	L	13-38	LOS ANGELES	16,000
11/13	L	7-41	@ Green Bay	32,294
11/20	L	14-26	SAN FRANCISCO	10,000
11/27	L	7-17	@ Chicago	39,951
12/4	T	31-31	@ New York	55,033
12/11	L	14-23	@ Detroit	43,272

TEAM STATISTICS	DALLAS	OPP
FIRST DOWNS	180	216
Rushing	57	106
Passing	105	97
Penalty	18	13
Third Down-Made/Att.	39/144	60/150
Third Down Efficiency	27.1	40.0
Fourth Down-Made/Att.	8/10	3/7
TOTAL NET YARDS	3,153	4,372
Avg. Per Game	279.7	333.1
Total Plays	698	858
Avg. Per Play	4.5	5.1
NET YARDS RUSHING	1,049	2,242
Avg. Per Game	87.4	186.8
Total Rushes	311	445
Avg. Per Rush	3.4	5.0
NET YARDS PASSING	2,104	2,130
Avg. Per Game	175.3	177.5
Sacked/Yards Lost	33/284	20/173
Gross Yards	2,388	2,303
Attempts/Completions	354/163	393/159
Pct. of Completions	46.0	40.0
Had Intercepted	33	15
PUNTS/AVERAGE	60/41.8	50/41.3
Net Punting Average	35.4	34.6
PUNT RET./AVG.	24/8.0	18/4.6
KICKOFF RET./AVG.	66/18.8	30/30.5
INT./AVG. RET.	15/6.5	33/11.8
PENALTIES/YARDS	62/600	72/672
FUMBLES/BALL LOST	21/17	21/11
TOUCHDOWNS	25	47
Rushing	6	24
Passing	17	20
Returns	2	3
EXTRA POINTS/ATTEMPTS	21/23	43/44
FIELD GOALS/ATTEMPTS	6/13	17/24

RUSHING	ATT	YDS	AVG	LG	TD
Dupre	104	362	3.5	18	3
McIlhenny	96	321	3.3	21	1
Kowalczyk	50	156	3.1	34	1
Babb	39	115	2.9	12	0
LeBaron	16	94	5.9	23	1
Heinrich	2	3	1.5	3	0
Meredith	3	4	0.8	8	0
Clarke	1	-6	-6.0	-6	0
COWBOYS	311	1,049	3.4	34	6
Opponents	445	2,242	5.0	75t	24

PASSING	ATT	COMP	YDS	PCT	AVG	ATT	PCT	INT	PCT	INT	LG	SKS/YDS	RATING
LeBaron	225	111	1,736	49.3	7.72	12	5.3	25	11.1	76t	26/205	53.5	
Meredith	68	29	281	42.6	4.13	2	2.9	5	7.4	23	3/40	34.0	
Heinrich	61	23	371	37.7	6.08	3	4.9	3	4.9	64	4/39	54.7	
COWBOYS	354	163	2,388	46.0	6.75	17	4.8	33	9.3	76t	33/284	45.7	
Opponents	293	145	2,130	49.5	7.33	20	6.8	15	5.1	70	20/173	75.0	

RECEIVING	ATT	YDS	AVG	LG	TD
Doran	31	554	17.9	75t	3
Dugan	29	461	15.9	49	1
Howton	23	363	15.8	41	4
Dupre	21	216	10.3	36	2
McIlhenny	15	120	8.0	64t	1
Kowalczyk	14	143	10.2	23	1
Babb	13	140	10.8	27t	1
Clarke	9	290	32.2	76t	3
Bielski	4	38	9.5	15	1
Mathews	3	44	14.7	20	0
Lewis	1	19	19.0	19	0
COWBOYS	163	2,388	14.7	76t	17
Opponents	159	2,303	14.5	70t	20

INTERCEPTIONS	NO	YDS	AVG	LG	TD
Bishop	3	13	4.3	13	0
Frankhauser	3	11	3.7	9	0
Berich	2	27	13.5	23	0
Hansen	2	14	7.0	14	0
Palera	1	21	21.0	21	0
Tubbs	1	5	5.0	5	0
Braatz	1	4	4.0	4	0
Cronin	1	2	2.0	2	0
Butler	1	0	0.0	0	0
COWBOYS	15	100	6.7	23	0
Opponents	33	366	11.1	43t	2

PUNTING	NO	YDS	AVG	TBIN20	LG	BL	NET
Sherer	57	2,420	42.5	4	15	67	0 39.5
LeBaron	3	97	32.3	0	48	0	0 31.3
COWBOYS	60	2,517	42.0	4	15	67	0 39.2
Opp.	50	2,068	41.2	1	20	60	0 37.1

PUNT RETURNS	NO	FC	YDS	AVG	LG	TD
Butler	13	6	131	10.1	46	0
Mooty	8	4	37	4.6	8	0
Frankhauser	3	2	24	8.0	17	0
Dupre	0	1	0	0.0	0	0
COWBOYS	24	13	192	8.0	46	0
Opponents	18	16	83	4.6	25	0

KICKOFF RETURNS	NO	YDS	AVG	LG	TD
Butler	20	399	19.2	60	0
Frankhauser	25	509	20.5	46	0
Mooty	10	205	20.5	13	0
Babb	3	46	15.3	20	0
Dupre	2	44	22.0	22	0
Dowdle	2	22	11.0	17	0
Putnam	1	13	13.0	13	0
Bielski	1	4	4.0	4	0
Kowalczyk	1	0	0.0	0	0
Sherer	1	0	0.0	0	0
COWBOYS	66	1,242	18.8	60	0
Opponents	32	811	25.3	90t	1

SCORE BY QUARTERS	1	2	3	4	OT	T
COWBOYS	30	51	27	69	0	177
Opponents	68	148	65	88	0	369

FIELD GOALS	7-19	20-29	30-39	40-49	50+
Cone	1-2	1-2	2-4	2-4	0-1
COWBOYS	1-2	1-2	2-4	2-4	0-1
Opponents	6-8	11-12	0-2	0-2	0-0

Cone: (1),(31,45),(24B,32B),(1),(25,44M),(51M),(32,41),(1),(1),(17B,40B,32M),(11),(1)  
Opponents: (38M),(21,27),(15,29,10,38),(1),(18,18M),(39B,26),(9),(18M,21,21),(18,45M,28,16,45M,22),(22M,20),(26),(25)

SCORING	TDR	TDP	TDR1	FG	PAT	S	TP
Cone	0	0	0	6/13	21/23	0	39
Dupre	3	2	0	0/0	0/0	0	30
Howton	0	4	0	0/0	0/0	0	24
Doran	0	3	0	0/0	0/0	0	18
Clarke	0	3	0	0/0	0/0	0	18
Kowalczyk	1	1	0	0/0	0/0	0	12
McIlhenny	1	1	0	0/0	0/0	0	12
Babb	0	1	0	0/0	0/0	0	6
Dugan	0	1	0	0/0	0/0	0	6
LeBaron	1	0	0	0/0	0/0	0	6
Bielski	0	1	0	0/0	0/0	0	6
COWBOYS	6	17	0	6/13	21/23	0	177
Opponents	22	20	3*	17/24	43/44	2	369

\* Stephens 34 interception return vs. Cleveland (10/16)  
Mitchell 90 kickoff return vs. Cleveland (10/16)  
Nitschke 43 interception return vs. Green Bay (11/13)  
+ Tracey tackled LeBaron in endzone vs. Cardinals (10/23)  
Punt snap out of endzone vs. Detroit (12/11)

## USUAL STARTERS

WR	Fred Dugan	LE	Nate Borden
LT	Bob Fry	LT	Don Healy
LG	Duane Putnam	RT	Ed Husmann
C	John Houser	RE	John Gonzaga
RG	Buzz Guy(7)	LLB	Wayne Hansen
	Mike Falls(5)	MLB	Jerry Tubbs
RT	Paul Dickson(8)	RLB	Gene Cronin
	Dick Klein(4)	RCB	Tom Frankhauser
TE	Jim Doran(9)	LCB	Don Bishop
	Dick Bielski(3)	SS	Bob Berich(6)
WR	Bill Howton(7)		Fred Doelling(3)
	Frank Clarke(3)		Gary Wisener(3)
QB	Eddie LeBaron	FS	Bill Butler
RB	Don McIlhenny(7)		
	L.G. Dupre(5)		
FB	Walt Kowalczyk(7)		
	Gene Babb(5)		



## 1961 ★ DALLAS COWBOYS STATISTICS ★ 1961

RECORD: 4-9-1  
SIXTH PLACE WESTERN CONFERENCE  
HEAD COACH: TOM LANDRY

Date	W/L	Score	Opponent	Att.
9/17	W	27-24	PITTSBURGH	23,500
9/24	W	21-7	MINNESOTA	20,500
10/1	L	7-25	@ Cleveland	43,638
10/8	W	28-0	@ Minnesota	33,070
10/15	L	10-31	NEW YORK	41,500
10/22	L	7-43	PHILADELPHIA	25,000
10/29	W	17-16	@ New York	60,254
11/5	L	7-31	ST. LOUIS	20,500
11/12	L	7-37	@Pittsburgh	17,519
11/19	T	28-28	WASHINGTON	17,500
11/26	L	13-35	@ Philadelphia	60,127
12/3	L	17-38	CLEVELAND	23,500
12/10	L	13-31	@ St. Louis	15,384
12/17	L	24-34	@ Washington	21,451

TEAM STATISTICS	DALLAS	OPP
FIRST DOWNS	239	254
Rushing	100	122
Passing	130	120
Penalty	9	12
Third Down-Made/Att.	NA	NA
Third Down Efficiency	NA	NA
Fourth Down-Made/Att.	4/16	5/9
TOTAL NET YARDS	4,480	4,592
Avg. Per Game	320	328
Total Plays	863	787
Avg. Per Play	5.1	5.8
NET YARDS RUSHING	1,819	2,161
Avg. Per Game	130.0	154.4
Total Rushes	415	439
Avg. Per Rush	4.4	4.9
NET YARDS PASSING	2,661	2,431
Sacked/Yards Lost	27/257	22/209
Gross Yards	2,918	2,640
Attempts/Completions	422/215	326/168
Pct. of Completions	50.1	51.5
Had Intercepted	27	25
PUNTS/AVERAGE	61/36.7	43/45.5
Net Punting Average	31.8	42.6
PUNT RET./AVG.	24/43.3	17/11.4
KICKOFF RET./AVG.	64/21.0	43/22.1
INT./AVG. RET.	25/15.0	27/21.7
PENALTIES/YARDS	47/427	38/362
FUMBLES/BALL LOST	46/21	30/18
TOUCHDOWNS	25	49
Rushing	6	21
Passing	23	21
Returns	0	7
EXTRA POINTS/ATTEMPTS	29/29	44/49
FIELD GOALS/ATTEMPTS	11/24	14/29

RUSHING	ATT	YDS	AVG	LG	TD
Perkins	200	815	4.1	47	4
Marsh	84	379	4.1	71	1
Lockett	66	280	4.3	21	0
Meredith	22	176	8.0	28	1
LeBaron	18	72	4.0	21	0
Dupre	16	60	3.7	12	0
Douglas	5	24	4.8	6	0
Howton	1	9	9.0	9	0
Mcllhenny	2	4	2.0	4	0
COWBOYS	415	1,819	4.4	71	6
Opponents	439	2,161	4.9	68	21

PASSING	ATT	COMP	YDS	PCT	AVG	ATT	PCT	INT	INT	LG	SKS/YDS	RATING
LeBaron	236	120	1,741	50.8	7.38	14	5.9	16	6.8	80	11/89	66.7
Meredith	182	94	1,161	51.6	6.38	9	4.9	11	6.0	56	16/147	63.0
Humphrey	2	1	16	50.0	8.00	0	0.0	0	0.0	16	0/0	77.1
Lockett	2	0	0	0.0	0.00	0	0.0	0	0.0	0	0/0	39.6
COWBOYS	422	215	2,918	51.0	6.91	23	5.5	27	6.4	80	27/257	65.1
Opponents	326	168	2,640	51.5	8.10	21	6.4	25	7.7	78	22/209	58.1

RECEIVING	ATT	YDS	AVG	LG	TD
Howton	56	785	14.2	53	4
Clarke	41	919	22.4	80	9
Perkins	32	298	9.3	38	1
Bielski	26	377	15.1	28	3
Marsh	21	189	9.0	46	2
Lockett	15	114	7.6	26	2
Doran	13	153	11.3	29	2
Dupre	6	49	8.1	17	0
Gregory	3	30	10.0	13	0
Mcllhenny	1	6	6.0	6	0
Douglas	1	-2	-2.0	-2	0
COWBOYS	215	2,918	13.6	80	23
Opponents	168	2,640	15.7	78	21

INTERCEPTIONS	NO	YDS	AVG	LG	TD
Bishop	8	172	21.5	57	0
Berich	3	48	16.0	28	0
Tubbs	3	33	11.0	33	0
Moegle	2	31	15.5	25	0
Harris	2	13	6.5	12	0
Franchhouser	1	23	23.0	23	0
Gregory	1	21	21.0	21	0
Dowdle	1	14	14.0	14	0
Healy	1	11	11.0	11	0
Howley	1	5	5.0	5	0
Livingston	1	3	3.0	3	0
Frost	1	0	0.0	0	0
COWBOYS	25	374	15.0	57	0
Opponents	27	586	21.7	101	5

PUNTING	NO	YDS	AVG	TB	IN20	LG	BL	NET
Green	61	2,236	36.7	5	6	53	1	31.8
COWBOYS	61	2,236	36.7	5	6	53	1	31.8
Opp.	43	1,956	45.5	1	20	60	0	42.6

PUNT RETURNS	NO	FC	YDS	AVG	LG	TD
Marsh	14	3	71	5.1	19	0
Livingston	6	0	20	3.3	12	0
Dupre	2	0	4	2.0	4	0
Perkins	1	2	8	8.0	8	0
Douglas	1	0	0	0.0	0	0
COWBOYS	24	5	103	4.3	19	0
Opponents	17	27	194	11.4	78	0

KICKOFF RETURNS	NO	YDS	AVG	LG	TD
Marsh	26	667	25.7	79	0
Perkins	22	443	20.1	30	0
Dupre	6	110	17.8	24	0
Lockett	4	46	11.5	21	0
Babb	2	34	17.0	19	0
Dowdle	2	33	16.5	19	0
Douglas	1	12	12.0	12	0
Doran	1	0	0.0	0	0
COWBOYS	64	1,395	21.0	79	0
Opponents	43	950	22.1	90	1

SCORE BY QUARTERS	1	2	3	4	OT	T
COWBOYS	54	44	69	69	0	236
Opponents	81	119	85	95	0	380

FIELD GOALS	7-19	20-29	30-39	40-49	50+
Green	2-3	1-4	2-3	0-4	0-1
Bielski	0-0	3-3	2-3	1-3	0-0
COWBOYS	2-3	4-6	4-6	1-7	0-1
Opponents	4-5	7-8	1-4	0-2	2-10

Green: (41M,15,29M,27),(41M),(47M,40M),(16,37M),(54M),(20B,32),(22B,32),(1,0,0),(16M),(1,0)

Bielski: (0,0,0,0,0,0,0,0,0),(47M,49M),(42,32),(35),(29,29),(27,38M)

Opponents: (39M,45M,12),(35M,30M,11B),(28,28),(40M),(47M,29),(20,26M),(44,31,47M,47M,13),(47M,22),(28,19,47),(41B),(1),(20),(16),(47M)

SCORING	TDR	TDP	TDR1	FG	PAT	S	TP
Clarke	0	9	0	0/0	0/0	0	54
Bielski	0	3	0	6/9	10/10	0	46
Perkins	4	1	0	0/0	0/0	0	30
Green	0	0	0	5/15	19/19	0	24
Howton	0	4	0	0/0	0/0	0	24
Marsh	1	2	0	0/0	0/0	0	18
Doran	0	2	0	0/0	0/0	0	12
Lockett	0	2	0	0/0	0/0	0	12
Meredith	1	0	0	0/0	0/0	0	6
COWBOYS	6	23	0	11/24	29/29	0	236
Opponents	21	21	7	14/29	44/49	0	380

\* Sample 39 interception return vs. Pittsburgh (9/17)

Barnes 101 interception return vs. New York (10/15)

Stacey 31 interception return vs. St. Louis (10/29)

Stacey 34 interception return vs. St. Louis (10/29)

Hackbart 33 interception return vs. Washington (11/5)

Parrish 34 fumble return vs. Cleveland (12/3)

Costello 30 fumble return vs. Cleveland (12/3)

## USUAL STARTERS

WR	Bill Howton	LE	Bob Lilly
LT	Bob Fry	LT	Don Healy
LG	Andy Overco(10)	RT	Bill Herchman
	John Houser(4)	RE	Nate Borden
C	Mike Connelly	LLB	Chuck Howley(8)
RG	Mike Falls	MLB	Mike Dowdle(6)
RT	Charlie Granger(7)	MLB	Jerry Tubbs
	Bob McCreary(4)	RLB	Gene Babb(9)
	John Houser(3)		Chuck Howley(5)
TE	Dick Bielski	LCB	Warren Livingston(8)
WR	Frank Clarke		Jim Harnis(4)
QB	Eddie LeBaron(10)	RCB	Don Bishop
	Don Meredith(4)	SS	Bob Berich(8)
RB	Don Perkins		Tom Franchhouser(4)
FB	Amos Marsh(7)	FS	Dick Moegle
	J.W. Lockett(7)		



## 1962 ★ DALLAS COWBOYS STATISTICS ★ 1962

RECORD: 5-9-1  
FIFTH PLACE, EASTERN CONFERENCE  
HEAD COACH: TOM LANDRY

Date	W/L	Score	Opponent	Att.
9/16	T	35-35	WASHINGTON	15,730
9/23	L	28-30	PITTSBURGH	19,478
9/30	W	27-17	@ Los Angeles	26,907
10/7	L	10-19	@ Cleveland	44,040
10/14	W	41-19	PHILADELPHIA	18,645
10/21	W	42-27	@ Pittsburgh	23,106
10/28	L	24-28	ST. LOUIS	16,027
11/4	W	38-10	@ Washington	49,888
11/11	L	10-41	NEW YORK	45,668
11/18	L	33-34	CHICAGO	12,692
11/25	L	14-28	@ Philadelphia	58,070
12/2	W	45-21	CLEVELAND	24,226
12/9	L	20-52	@ St. Louis	14,102
12/16	L	31-41	@ New York	62,694

TEAM STATISTICS	DALLAS	OPP
FIRST DOWNS	246	274
Rushing	101	93
Passing	136	166
Penalty	9	15
Third Down-Made/Att.	72/183	64/167
Third Down Efficiency	39.3	38.3
Fourth Down-Made/Att.	8/7	2/5
TOTAL NET YARDS	4,912	5,184
Avg. Per Game	350	370
Total Plays	843	848
Avg. Per Play	5.8	6.1
NET YARDS RUSHING	2,040	1,510
Avg. Per Game	145.7	107.9
Total Rushes	434	386
Avg. Per Rush	4.7	3.9
NET YARDS PASSING	2,883	3,688
Sacked/Yards Lost	29/232	25/216
Gross Yards	3,115	3,904
Attempts/Completions	380/200	437/233
Pct. of Completions	52.6	53.3
Had Intercepted	17	20
PUNTS/AVERAGE	57/45.4	63/40.6
Net Punting Average	40.7	37.8
NET RET./AVG.	18/4.5	28/6.8
KICKOFF RET./AVG.	59/20.5	63/23.5
INT./AVG. RET.	20/18.3	17/15.5
PENALTIES/YARDS	62/639	56/569
FUMBLES/BALL LOST	32/19	33/16
TOUCHDOWNS	51	52
Rushing	16	17
Passing	31	33
Returns	4	2
EXTRA POINTS/ATTEMPTS	50/51	49/52
FIELD GOALS/ATTEMPTS	14/27	13/22

RUSHING	ATT	YDS	AVG	LG	TD
Perkins	222	945	4.3	35	7
Marsh	144	802	5.6	70	6
Bullocks	33	196	6.0	73†	2
Meredith	21	74	3.5	9	0
Lockett	8	24	3.0	7	1
LeBaron	6	-1	-0.2	3	0
COWBOYS	434	2,040	4.7	73†	6
Opponents	386	1,510	3.9	35	17

PASSING	ATT	COMP	YDS	PCT	AVG	ATT	TD	PCT	INT	PCT	INT	LG	SKS	YDS	RATING
Meredith	212	105	1,679	49.5	7.92	15	7.1	8	3.8	69†	14/113	84.2			
LeBaron	166	95	1,436	57.2	8.65	16	9.6	9	5.4	85†	15/119	95.4			
Baker	1	0	0	0.0	0.0	0	0.0	0	0.0	0	0/0	39.6			
Lockett	1	0	0	0.0	0.0	0	0.0	0	0.0	0	0/0	39.6			
COWBOYS	380	200	3,115	52.6	8.20	31	8.2	17	4.5	85†	29/232	88.7			
Opponents	437	233	3,904	53.3	8.93	33	7.6	20	4.6	86†	25/216	89.8			

RECEIVING	ATT	YDS	AVG	LG	TD
Howton	49	706	14.1	69†	6
Clarke	47	1043	22.2	66†	14
Folkins	39	536	13.7	52	6
Marsh	35	467	13.3	85†	2
Perkins	13	104	8.0	21	0
Lockett	7	78	10.1	29†	2
Gregory	3	70	23.3	24	0
Bullocks	3	46	15.3	22†	1
Norman	2	34	17.0	29	0
Davis	2	31	15.5	24	0
COWBOYS	200	3,115	15.6	85†	31
Opponents	233	3,904	16.8	86†	33

INTERCEPTIONS	NO	YDS	AVG	LG	TD
Bishop	6	134	22.3	44	0
Gaechter	5	136	27.2	100†	1
Tubbs	4	35	8.7	21	0
Howley	2	33	16.5	21	0
Norton	2	21	10.5	21	0
Dowdle	1	7	7.0	7	0
COWBOYS	20	366	18.3	100†	1
Opponents	17	263	15.5	57†	1

PUNTING	NO	YDS	AVG	TB IN 20	LG	BL	NET
Baker	57	2,589	45.4	4	13	72	0 40.7
COWBOYS	57	2,589	45.4	4	13	72	0 40.7
Opp.	63	2,560	40.6	5	8	63	0 37.8

PUNT RETURNS	NO	FC	YDS	AVG	LG	TD
Lockett	8	4	45	5.6	17	0
Gaechter	7	7	32	4.5	15	0
Marsh	3	3	4	1.3	2	0
COWBOYS	18	14	81	4.5	17	0
Opponents	28	14	190	6.8	21	0

KICKOFF RETURNS	NO	YDS	AVG	LG	TD
Marsh	29	725	25.0	101†	1
Bullocks	14	265	18.9	62	0
Lockett	6	130	21.6	31	0
Davis	4	66	16.5	23	0
Norman	2	5	2.5	5	0
Gaechter	1	16	16.0	16	0
Talbert	1	0	0.0	0	0
Cvercko	1	0	0.0	0	0
Memmlaar	1	0	0.0	0	0
COWBOYS	59	1,207	20.5	101†	1
Opponents	63	1,604	25.5	92†	1

SCORE BY QUARTERS	1	2	3	4	OT	T
COWBOYS	54	119	107	118	0	398
Opponents	65	124	56	157	0	402

FIELD GOALS	7-19	20-29	30-39	40-49	50+
Green	4-4	1-2	5-10	3-5	1-6
Bielski	5-7	1-1	3-7	3-5	1-5
COWBOYS	9-11	2-3	8-17	6-10	2-11
Opponents	4-5	7-8	1-4	0-2	2-10

Baker: (35M), (1) (35M, 34.52M, 48), (15.39M), (40, 50M, 11), (1), (52M, 37.54M, 39M), (16), (42M, 53), (36.37), (34M), (15), (22M, 25.47), (35, 55M, 47M)

Opponents: (1), (1), (51), (51M, 35.42), (36.9), (10, 52M, 40, 18B), (1), (14), (16.37), (21.41M, 15), (32M, 35M, 16M), (47M, 52B), (49M, 42), (45M, 50M)

## USUAL STARTERS

WR Bill Howton	LE Bob Lilly
LT Bob Fry	LT Guy Reese
LG Andy Cvercko	RT John Meyers
C Mike Connelly	RE George Andrie
RG Dale Memmlaar	LLB Mike Dowdle
RT Monte Clark(10)	MLB Jerry Tubbs
Don Talbert(4)	RLB Chuck Howley
TE Lee Folkins (11)	LCB Mike Gaechter(9)
Pettis Norman (3)	Cornell Green(3)
WR Frank Clarke	RCB Don Bishop
QB Eddie LeBaron	SS Jerry Norton
RB Don Perkins	FS Dick Nolan
FB Amos Marsh	



1963 ★ DALLAS COWBOYS STATISTICS ★ 1963

RECORD: 4-10  
FIFTH PLACE, EASTERN CONFERENCE  
HEAD COACH: TOM LANDRY

Date	W/L	Score	Opponent	Att.
9/14	L	7-34	ST. LOUIS	36,432
9/22	L	24-41	CLEVELAND	28,710
9/29	L	17-21	@ Washington	40,101
10/6	L	21-24	@ Philadelphia	60,671
10/13	W	17-14	DETROIT	27,264
10/20	L	21-37	@ New York	62,889
10/27	L	21-27	@ Pittsburgh	19,047
11/3	W	35-20	WASHINGTON	18,838
11/10	L	24-31	@ San Francisco	29,563
11/17	W	27-20	PHILADELPHIA	23,694
11/24	L	17-27	@ Cleveland	55,096
12/1	L	27-34	NEW YORK	29,653
12/8	L	19-24	PITTSBURGH	24,136
12/15	W	28-24	@ St. Louis	12,995

TEAM STATISTICS	DALLAS	OPP
FIRST DOWNS	248	266
Rushing	105	114
Passing	132	139
Penalty	11	13
Third Down-Made/Att.	62/169	69/171
Third Down Efficiency	36.7	40.4
Fourth Down-Made/Att.	6/10	16/20
TOTAL NET YARDS	4,263	5,325
Avg. Per Game	304.5	380.4
Total Plays	839	878
Avg. Per Play	5.1	6.1
NET YARDS RUSHING	1,795	2,094
Avg. Per Game	128.2	149.6
Total Rushes	420	455
Avg. Per Rush	4.3	4.6
NET YARDS PASSING	2,468	3,231
Sacked/Yards Lost	44/331	20/161
Gross Yards	2,799	3,392
Attempts/Completions	375/200	403/202
Pct. of Completions	53.3	50.1
Had Intercepted	21	26
PUNTS/AVERAGE	71/44.2	52/41.5
Net Punting Average	40.6	37.8
PUNT RET./AVG.	23/7.7	36/4.9
KICKOFF RET./AVG.	48/22.9	46/24.5
INT./AVG. RET.	26/21.1	21/20.8
PENALTIES/YARDS	67/627	52/479
FUMBLE/BALL LOST	29/15	23/11
TOUCHDOWNS	40	48
Rushing	18	12
Passing	20	31
Returns	2	5
EXTRA POINTS/ATTEMPTS	38/40	45/48
FIELD GOALS/ATTEMPTS	9/20	15/32

RUSHING	ATT	YDS	AVG	LG	TD
Perkins	149	614	4.1	19t	7
Marsh	99	483	4.9	41t	5
Bullocks	96	341	3.6	17	2
Meredith	41	185	4.5	26	3
Stiger	31	140	4.5	4	1
Baker	1	15	15.0	15	0
Clarke	1	12	12.0	12	0
LeBaron	2	5	2.5	4	0
COWBOYS	420	1,795	4.3	41t	18
Opponents	455	2,094	4.6	71t	12

PASSING	ATT	COMP	YDS	PCT	AVG	ATT	TD	INT	PCT	INT	LG	SKS/YDS	RATING
Meredith	310	167	2,381	53.9	7.68	17	5.5	18	5.8	55	35/260	73.2	
LeBaron	65	33	418	50.8	6.43	3	4.6	3	4.6	75	9/71	67.4	
COWBOYS	375	200	2,799	53.3	7.46	20	5.3	21	5.6	75	44/331	71.9	
Opponents	403	202	3,392	50.1	8.42	31	7.7	26	6.5	85t	20/161	77.6	

RECEIVING	ATT	YDS	AVG	LG	TD
Clarke	43	833	19.4	75t	10
Howton	33	514	15.6	44t	3
Folkens	31	407	13.1	35t	4
Marsh	26	224	8.6	35	0
Norman	18	341	18.9	49	3
Barnes	15	195	13.0	27	0
Perkins	14	84	6.0	20	0
Stiger	13	131	10.1	42	0
Bullocks	7	70	10.0	22	0
COWBOYS	200	2,799	14.0	75t	20
Opponents	202	3,392	16.8	85t	31

INTERCEPTIONS	NO	YDS	AVG	LG	TD
Green	7	211	34.5	55	0
Bishop	5	45	9.0	31	0
Gaechter	3	140	46.7	86	0
Jordan	3	41	13.6	23	0
Livingston	3	31	10.3	29	0
Tubbs	2	61	20.3	44	0
Howley	2	3	1.5	3	0
Edwards	1	17	17.0	17	0
COWBOYS	26	549	21.1	86	0
Opponents	21	437	20.8	82t	5

PUNTING	NO	YDS	AVG	TB	IN20	LG	BL	NET
Baker	71	3,138	44.2	4	13	64	0	40.6
COWBOYS	71	3,138	44.2	4	13	64	0	40.6
Opp.	52	2,159	41.5	5	8	73	0	37.8

PUNT RETURNS	NO	FC	YDS	AVG	LG	TD
Stiger	14	2	141	10.1	45	0
Overton	5	5	32	6.4	14	0
Gaechter	2	2	2	1.0	2	0
Howley	1	0	0	0.0	0	0
Norman	1	0	0	0.0	0	0
COWBOYS	23	9	175	7.9	45	0
Opponents	36	13	176	4.9	26	0

KICKOFF RETURNS	NO	YDS	AVG	LG	TD
Stiger	18	432	24.0	66	0
Hayes, W.	2	48	24.0	25	0
Bullocks	19	453	23.8	56	0
Marsh	9	167	18.6	31	0
COWBOYS	48	1,100	22.9	66	0
Opponents	46	1,125	24.5	46	0

SCORE BY QUARTERS	1	2	3	4	OT	T
COWBOYS	68	124	48	65	0	305
Opponents	58	114	88	118	0	378

FIELD GOALS	7-9	20-29	30-39	40-49	50+
Baker	2-3	3-6	1-1	2-7	1-3
COWBOYS	2-3	3-6	1-1	2-7	1-3
Opponents	7-7	1-6	3-7	3-10	1-2

Baker: (41M), (13), (41, 43M, 40M), (1), (13), (1), (42M, 20M), (16M), (24, 24M), (56M, 33, 27), (20, 26M, 52M), (44M), (53, 46), (1)  
Opponents: (43, 45), (32, 15, 50M), (49M, 37M), (28B, 12, 29M), (37M, 48M, 47M), (39, 41M), (1), (29M, 12, 49), (45M, 32), (32M), (24, 10), (11, 53), (17, 44M, 43B), (28, 39M, 26B, 11)

SCORING	TD	TOP	TDRI	FG	PAT	S	TP
Baker	0	0	0	9/20	38/40	0	65
Clarke	0	10	0	0/0	0/0	0	60
Perkins	7	0	0	0/0	0/0	0	42
Marsh	5	0	0	0/0	0/0	0	35
Folkens	0	4	0	0/0	0/0	0	24
Howton	0	3	0	0/0	0/0	0	18
Meredith	3	0	0	0/0	0/0	0	18
Norman	0	3	0	0/0	0/0	0	18
Bullocks	2	0	0	0/0	0/0	0	12
Green	0	0	1a	0/0	0/0	0	6
Lilly	0	0	1b	0/0	0/0	0	6
Stiger	1	0	0	0/0	0/0	0	6
COWBOYS	18	20	2	9/20	38/40	0	305
Opponents	12	31	5*	15/32	45/48	0	378

a 20 fumble return vs. Cleveland (11/24)  
b 42 fumble return vs. St. Louis (12/15)  
\* Hill 58 interception return vs. St. Louis (9/14)  
Steffen 78 interception return vs. Washington (9/29)  
Lynch 82 interception return vs. N.Y. Giants (10/20)  
Fichtner 36 interception return vs. Cleveland (11/24)  
Hillebrand 0 interception return vs. N.Y. Giants (12/1)

USUAL STARTERS

WR Bill Howton(6)	LE Bob Lilly(7)
Pettes Norman(5)	Larry Stephens(7)
Gary Barnes(3)	LT Guy Reese
LT Bob Fry (9)	RT John Meyers(7)
Tony Liscio (5)	Bob Lilly(7)
LG Jim Ray Smith(7)	RE George Andrie(10)
Lynn Hoyem (6)	Larry Stephens(3)
C Mike Connelly	LLB Chuck Howley
RG Dale Mammelcar	MLB Jerry Tubbs
RT Ed Nutting(7)	RLB Lee Roy Jordan(8)
Bob Fry(5)	Dave Edwards(6)
TE Lee Folkens	LCB Cornell Green
WR Frank Clarke	RCB Don Bishop
QB Don Meredith	SS Mike Gaechter(10)
RB Amos Marsh(9)	Jim Riddlon(4)
Jim Stiger(3)	FS Warren Livingston
FB Don Perkins(10)	Amos Bullocks(3)



1964 ★ DALLAS COWBOYS STATISTICS ★ 1964

RECORD: 5-8-1  
FIFTH PLACE, EASTERN CONFERENCE  
HEAD COACH: TOM LANDRY

Date	W/L	Score	Opponent	Aft.
9/12	L	6-16	ST. LOUIS	36,605
9/20	W	24-18	WASHINGTON	25,598
9/27	L	17-23	@ Pittsburgh	35,154
10/4	L	6-27	@ Cleveland	72,062
10/11	T	13-13	NEW YORK	33,324
10/18	L	16-20	CLEVELAND	37,456
10/25	W	31-13	@ St. Louis	28,253
11/1	W	24-10	@ Chicago	47,527
11/8	W	31-21	@ New York	63,031
11/15	L	14-17	PHILADELPHIA	55,972
11/22	L	16-28	@ Washington	49,219
11/29	L	21-45	GREEN BAY	44,975
12/6	L	14-24	@ Philadelphia	60,671
12/13	W	17-14	Pittsburgh	35,271

TEAM STATISTICS	DALLAS	OPP
FIRST DOWNS	230	211
Rushing	89	71
Passing	119	121
Penalty	22	19
Third Down-Made/Att.	65/199	65/201
Third Down Efficiency	32.7	32.3
Fourth Down-Made/Att.	8/14	7/14
TOTAL NET YARDS	3,704	3,750
Avg. Per Game	264.6	267.9
Total Plays	893	860
Avg. Per Play	4.1	4.4
NET YARDS RUSHING	1,691	1,504
Avg. Per Game	120.8	107.4
Total Rushes	421	438
Avg. Per Rush	4.0	3.4
NET YARDS PASSING	2,013	2,246
Sacked/Yards Lost	68/503	45/325
Gross Yards	2,516	2,571
Attempts/Completions	404/192	377/172
Pct. of Completions	47.5	45.6
Had Intercepted	24	18
PUNTS/AVERAGE	78/39.9	80/43.5
Net Punting Average	34.4	33.5
PUNT RET./AVG.	40/11.5	19/2.6
KICKOFF RET./AVG.	46/24.0	50/21.6
INT./AVG. RET.	18/17.6	24/15.0
PENALTIES/YARDS	97/952	75/781
FUMBLES/BALL LOST	39/19	26/20
TOUCHDOWNS	30	34
Rushing	15	6
Passing	10	22
Returns	5	6
EXTRA POINTS/ATTEMPTS	28/29	32/34
FIELD GOALS/ATTEMPTS	14/29	17/28

RUSHING	ATT	YDS	AVG	LG	TD
Perkins	174	768	4.6	59	6
Marsh	100	401	4.0	28	2
Stiger	68	280	4.1	64	1
Dunn	26	103	4.0	14	1
Meredith	32	81	2.5	17	0
Clarke	10	46	4.6	21	4
Folkins	1	9	9.0	9	0
Roach	8	9	1.1	11	0
Lothridge	2	-6	-3.0	2	1

COWBOYS	ATT	YDS	AVG	LG	TD
COWBOYS	421	1,691	4.0	64	15
Opponents	438	1,504	3.4	71	6

RECEIVING	NO	YDS	AVG	LG	TD
Clarke	65	973	15.0	49	5
McDonald	46	612	13.3	48	2
Norman	24	311	13.0	37	2
Perkins	15	155	10.3	37	0
Marsh	15	131	8.7	32	0
Dial	11	178	17.1	41	0
Stiger	9	85	9.4	31	1
Folkins	5	41	8.2	11	0
Dunn	2	30	15.0	18	0

COWBOYS	NO	YDS	AVG	LG	TD
COWBOYS	192	2,516	13.1	49	10
Opponents	172	2,571	14.9	59	22

INTERCEPTIONS	NO	YDS	AVG	LG	TD
Renfro	7	110	15.7	39	1
Ridlon	4	121	30.3	74	1
Howley	2	27	13.5	21	0
Tubbs	2	27	13.5	26	0
Livingston	1	27	27.0	27	0
Jordan	1	3	3.0	3	0
Edwards	1	1	1.0	1	0

COWBOYS	NO	YDS	AVG	LG	TD
COWBOYS	18	316	17.6	74	2
Opponents	24	345	15.0	54	4

PUNTING	NO	YDS	AVG	TBIN20	LG	BL	NET
Lothridge	62	2,501	40.3	7	12	75	1 35.8
Folkins	15	497	33.1	0	3	48	0 28.3
Howley	1	37	37.0	0	0	37	0 37.0
COWBOYS	78	3,035	38.9	7	15	75	1 34.4
Opp.	80	3,478	43.5	9	17	74	0 33.5

PUNT RETURNS	NO	FC	YDS	AVG	LG	TD
Renfro	32	9	418	13.1	69	1
McDonald	2	2	17	8.5	9	0
Gaechter	5	1	24	4.8	16	0
Stiger	1	4	0	0.0	0	0
COWBOYS	40	16	459	11.5	69	1
Opponents	19	29	52	2.6	24	0

KICKOFF RETURNS	NO	YDS	AVG	LG	TD
Renfro	40	1,017	25.4	65	0
Dunn	2	33	16.5	18	0
Gaechter	1	31	31.0	31	0
Bullocks	1	19	19.0	19	0
Marsh	1	2	2.0	2	0
Folkins	1	0	0.0	0	0
COWBOYS	46	1,102	24.0	65	0
Opponents	50	1,081	21.6	60	0

SCORE BY QUARTERS	1	2	3	4	OT	T
COWBOYS	60	74	37	79	0	250
Opponents	47	81	62	99	0	289

FIELD GOALS	6-9	20-29	30-39	40-49	50+
Van Raaphorst	7-9	2-3	4-6	2-9	0-2
COWBOYS	6-9	2-3	4-6	2-9	0-2
Opponents	3-4	2-3	8-9	1-1	0-1

Van Raaphorst: (1) (48M, 15, 40M), (16), (25B, 19B), (50M, 19, 16, 40M, 35M), (34, 20, 37), (20), (41, 49M), (52M, 43), (47M, 16M, 48M), (39M, 15, 32, 12M, 38), (1), (1), (10, 48M)

Opponents: (37, 50M, 41, 32), (31, 41, 32), (36, 49M, 30M), (19, 21), (1), (34, 30, 47M), (39, 49M, 16), (12, 48M), (1), (43), (47M, 40M, 7B), (25, 29M), (42M, 48), (1)

SCORING	TDR	TOP	TORI	FG	PAT	S	P
Van Raaphorst	0	0	14/29	28/29	0	70	0
Perkins	6	0	0	0	0	36	0
Clarke	0	5	0	0	0	30	0
Meredith	4	0	0	0	0	24	0
Marsh	2	0	0	0	0	12	0
McDonald	0	2	0	0	0	12	0
Norman	0	2	0	0	0	12	0
Ridlon	0	0	2a	0	0	12	0
Renfro	0	0	2b	0	0	12	0
Stiger	1	1	0	0	0	12	0
Dunn	1	0	0	0	0	6	0
Livingston	0	0	1c	0	0	6	0
Lothridge	1	0	0	0	0	6	0
COWBOYS	15	10	5	14/29	28/29	0	250
Opponents	6	22	6*	17/28	32/34	1+	289

- a 74 interception return vs. N.Y. Giants (11/6)
- 63 fumble return vs. Philadelphia (12/6)
- b 39 interception return vs. Washington (9/20)
- 69 punt return vs. Green Bay (11/29)
- c 17 fumble return vs. Green Bay (11/29)
- \* Parish 54 interception return vs. Cleveland (10/18)
- Reger 6 interception return vs. Washington (11/22)
- Krause 35 interception return vs. Washington (11/22)
- Jordan 60 Fumble return vs. Green Bay (11/29)
- Aldridge 29 fumble return vs. Green Bay (11/29)
- Scarpati interception return vs. Philadelphia (12/6)
- + Edwards fumble recovery in end zone vs. Washington (9/20)

USUAL STARTERS

WR	Tommy McDonald	LE	George Andre
LT	Tony Lesco	LT	Jim Colvin
LG	Craig Kupp(10)	RT	Bob Lilly
	Joe Bob Isbell(4)	RE	Larry Stephens
C	Mike Connelly	LLB	Chuck Howley(9)
	Joe Bob Isbell(6)	DV	Dave Edwards(4)
	Ray Schoenke(4)	MLB	Jerry Tubbs
	Dave Manders(3)	RLB	Lee Roy Jordan
RT	Ray Schoenke(6)	LCB	Cornell Green
	Bob Fry(5)	RCB	Don Bishop(7)
TE	Pettis Norman		Warren Livingston(7)
WR	Frank Clarke	SS	Jim Ridlon(10)
OB	Don Meredith(10)		Mike Gaechter (4)
	John Roach(4)	FS	Mel Renfro
RB	Jim Stiger(8)		
	Amos Marsh(5)		
FB	Don Perkins		

PASSING	ATT	COMP	YDS	PCT	PCT	PCT	TD	INT	INT	LG	SKS/YDS	RATING	
Meredith	323	158	2,143	48.9	6.63	9	2	16	5	50	49	58/416	59.0
Roach	68	32	349	47.1	5.13	1	1	5	6	8.8	37	10/87	31.1
Lothridge	9	2	24	22.2	2.66	0	0	0	2	22.2	13	0/0	0.0
Clarke	1	0	0	0.0	0.00	0	0	0	0	0.0	0	0/0	39.6
Stiger	1	0	0	0.0	0.00	0	0	0	0	0.0	0	0/0	39.6
Dunn	2	0	0	0.0	0.00	0	0	0	0	0.0	0	0/0	39.6
COWBOYS	404	192	2,516	47.5	6.23	10	2.5	24	5.9	49	68/503	51.4	
Opponents	377	172	2,571	45.6	6.82	22	5.8	18	4.8	59	45/325	68.1	



## 1965 ★ DALLAS COWBOYS STATISTICS ★ 1965

RECORD: 7-7  
SECOND PLACE, EASTERN CONFERENCE  
HEAD COACH: TOM LANDRY

Date	W/L	Score	Opponent	Att.
9/19	W	31-2	NEW YORK	59,366
9/26	W	27-7	WASHINGTON	61,577
10/4	L	13-20	@ St. Louis	32,034
10/10	L	24-35	PHILADELPHIA	56,249
10/17	L	17-23	@ Cleveland	80,451
10/24	L	3-13	@ Green Bay	48,311
10/31	L	13-22	@ Pittsburgh	37,804
11/7	W	39-31	SAN FRANCISCO	39,677
11/14	W	24-17	PITTSBURGH	57,293
11/21	L	17-24	CLEVELAND	76,251
11/28	L	31-34	@ Washington	50,205
12/5	W	21-19	@ Philadelphia	54,714
12/11	W	27-13	ST. LOUIS	38,499
12/19	W	38-20	@ New York	62,871

## PLAYOFF BOWL GAME

(Miami)

1/9/66	L	3-35	Baltimore	65,569
--------	---	------	-----------	--------

## TEAM STATISTICS

	DALLAS	OPP
FIRST DOWNS	211	240
Rushing	87	80
Passing	108	138
Penalty	16	22
Third Down-Made/Att	61/180	76/204
Third Down Efficiency	33.9	37.2
Fourth Down-Made/Att	11/14	3/11
TOTAL NET YARDS	3,995	4,192
Avg. Per Game	285.4	299.4
Total Plays	833	885
Avg. Per Play	4.8	4.7
NET YARDS RUSHING	1,608	1,444
Avg. Per Game	114.9	103.1
Total Rushes	416	422
Avg. Per Rush	3.9	3.4
NET YARDS PASSING	2,387	2,748
Sacked/Yards Lost	55/369	39/315
Gross Yards	2,756	3,063
Attempts/Completions	362/168	424/205
Pct. of Completions	46.4	48.3
Had Intercepted	18	18
PUNTS/AVERAGE	73/41.3	71/42.9
Net Punting Average	37.2	36.8
PUNT RET./AVG.	39/8.0	26/5.3
KICKOFF RET./AVG.	43/27.1	53/19.3
INT./AVG. RET.	18/11.0	18/14.7
PENALTIES/YARDS	78/710	50/483
FUMBLES/BALL LOST	31/17	37/20
TOUCHDOWNS	40	33
Rushing	8	13
Passing	25	17
Returns	7	3
EXTRA POINTS/ATTEMPTS	37/40	29/33
FIELD GOALS/ATTEMPTS	16/27	17/30

	ATT	COMP	YDS	PCT	AVG	ATT	TD	INT	PCT	INT	LG	SKS/YDS	RATING
Meredith	305	141	2,415	46.2	7.92	22	7.2	13	4.3	65	38/257	79.9	
Morton	34	17	173	50.0	5.09	2	2.9	4	5.7	49	10/68	45.0	
Rhome	21	9	157	42.9	7.48	1	4.8	1	4.8	82/1	7/44	65.0	
Reeves	2	1	11	50.0	5.50	0	0.0	0	0.0	11	0/0	66.7	
COWBOYS	362	168	2,756	46.4	7.61	25	6.9	18	5.0	82/1	55/369	74.8	
Opponents	424	205	3,063	48.3	7.22	17	4.0	18	4.2	72/1	39/315	68.2	

RUSHING	ATT	YDS	AVG	LG	TD
Perkins	177	690	3.9	43	0
Smith	86	295	3.4	24	2
Meredith	35	247	6.9	22	1
Dunn	54	171	3.2	12	2
Reeves	33	102	3.1	13	2
Clarke	8	58	7.3	21	0
Stiger	11	50	4.5	16	0
Rhome	4	11	2.8	16	0
Whitfield	1	0	0.0	0	0
Hayes	4	-8	-2.0	11	1
Morton	3	-8	-2.7	5	0

COWBOYS	416	1,608	3.9	43	8
Opponents	422	1,444	3.4	29	13

RECEIVING	ATT	YDS	AVG	LG	TD
Hayes	46	1003	21.8	82/1	12
Clarke	41	682	16.6	53/1	4
Dial	17	283	16.7	46/1	1
Gent	16	233	14.6	20/1	2
Perkins	14	142	10.2	27/0	0
Norman	11	110	10.0	21/3	0
Reeves	9	210	23.3	47/1	1
Dunn	8	74	9.3	22/1	1
Smith	5	10	2.0	5/1	1
Stiger	1	9	9.0	9/0	0

COWBOYS	168	2,756	16.4	82/1	25
Opponents	205	3,063	15.0	72/1	17

INTERCEPTIONS	NO	YDS	AVG	LG	TD
Green	3	49	16.3	43	0
Livingston	3	5	1.7	5	0
Logan	3	5	1.7	3	0
Renfro	2	92	46.0	90/1	1
Gaechter	2	21	10.5	19/0	0
Tubbs	2	9	4.5	8	0
Edwards	2	0	0.0	0	0
Lilly	1	17	17.0	17/1	1
COWBOYS	18	198	11.0	90/1	2
Opponents	18	265	14.7	48	0

PUNTING	NO	YDS	AVG	TB	IN	LG	BL	NET
Villanueva	60	2,505	41.8	8	12	58	0	37.9
Ridgway	13	510	39.2	0	3	44	0	34.1
COWBOYS	73	3,015	41.3	8	15	58	0	37.2
Opp.	71	3,043	42.9	6	20	64	1	36.8

PUNT RETURNS	NO	FC	YDS	AVG	LG	TD
Renfro	24	4	145	6.0	35	0
Hayes	12	2	153	12.8	47	0
Stiger	3	1	14	4.7	13	0
COWBOYS	39	7	312	8.0	47	0
Opponents	26	24	139	5.3	67/1	0

KICKOFF RETURNS	NO	YDS	AVG	LG	TD
Renfro	21	630	30.0	100/1	1
Hayes	17	450	26.5	66	0
Reeves	2	45	22.5	24	0
Stiger	2	28	14.0	17	0
Neely	1	13	13.0	13	0
COWBOYS	43	1,166	27.1	100/1	1
Opponents	63	1,229	19.3	50	0

SCORE BY QUARTERS	1	2	3	4	OT	T
COWBOYS	78	97	44	106	0	325
Opponents	65	75	79	61	0	280

## FIELD GOALS

Villanueva	6-8	5-6	4-6	1-7	5-0+
COWBOYS	6-8	5-6	4-6	1-7	0-0
Opponents	6-7	4-6	3-10	4-6	0-10

Villanueva: (41), (43M, 27.47M, 7), (28, 19), (42M, 35), (16), (20), (32M), (16, 37B, 34), (33, 46M), (10), (25M, 29, 45M, 44B), (19B, 41M), (31, 14), (25)
---

Opponents: (1, 1), (51B, 37, 28), (31B), (48, 47B, 16), (19, 20M), (44, 22), (33M, 18), (10, 25B), (32), (46, 37B), (35B), (33, 19, 34M, 27, 37B, 20, 19B), (18, 41), (33M, 42B)
--

## SCORING

Villanueva	TD	TD	TDR	FG	PAT	S	TP
Villanueva	0	0	0	37/38	16/27	0	85
Hayes	1	12	0	0/0	0/0	0	78
Clarke	0	4	0	0/0	0/0	0	24
Dunn	2	1	0	0/0	0/0	0	18
Norman	0	3	0	0/0	0/0	0	18
Reeves	2	1	0	0/0	0/0	0	18
Smith	2	1	0	0/0	0/0	0	18
Gent	0	2	0	0/0	0/0	0	12
Renfro	0	0	2a	0/0	0/0	0	12
Andrie	0	0	1b	0/0	0/0	0	6
Dial	0	1	0	0/0	0/0	0	6
Gaechter	0	0	1c	0/0	0/0	0	6
Green	0	0	1d	0/0	0/0	0	6
Lilly	0	0	1e	0/0	0/0	0	6
Logan	0	0	1f	0/0	0/0	0	6
Meredith	1	0	0	0/0	0/0	0	6
COWBOYS	8	25	7	37/40	16/27	0	325
Opponents	13	17	3*	29/33	17/30	1+	280

- a 90 interception return vs. St. Louis (10/4)  
100 kickoff return vs. San Francisco (11/7)  
b fumble recovery in end zone vs. San Francisco (11/7)  
c 60 field goal return vs. Washington (11/28)  
d 5 fumble return vs. Washington (11/28)  
e 17 interception return vs. San Francisco (11/7)  
f 60 field goal return vs. N.Y. Giants (12/19)  
\* Tarasovic 62 fumble return vs. Philadelphia (10/10)  
Folkins 15 fumble return vs. Pittsburgh (11/14)  
Kelly 67 punt return vs. Cleveland (11/21)  
+ Dallas high snap in end zone vs. N.Y. Giants (9/19)

## USUAL STARTERS

WR Bob Hayes	LE Maury Youmans
LT Jim Boeke	RT Jim Colvin
LG Craig Kupp	RT Bob Lilly
C Dave Manders	RE George Andrie
RG Leon Donohue	LLB Chuck Howley
RT Ralph Neely	MLB Jerry Tubbs
TE Frank Clarke	RLB Dave Edwards
WR Buddy Dial(7)	LCB Cornell Green
Pete Gert(7)	RCB Warren Livingston
DB Don Meredith	SS Obert Logan(9)
RB Perry Lee Dunn(7)	Mike Gaechter(5)
Dan Reeves(4)	FS Mel Renfro
J.D. Smith(3)	
FB Don Perkins	



## 1966 ★ DALLAS COWBOYS STATISTICS ★ 1966

RECORD: 10-3-1  
FIRST PLACE, EASTERN CONFERENCE  
HEAD COACH: TOM LANDRY

Date	W/L	Score	Opponent	Att.
9/18	W	52-7	NEW YORK	60,010
9/25	W	28-17	MINNESOTA	64,116
10/2	W	47-14	@ Atlanta	56,990
10/9	W	56-7	PHILADELPHIA	69,372
10/16	T	10-10	@ St. Louis	50,673
10/23	L	21-30	@ Cleveland	84,721
10/30	W	52-21	PITTSBURGH	58,453
11/6	L	23-24	@ Philadelphia	60,658
11/13	W	31-30	@ Washington	50,927
11/20	W	20-7	@ Pittsburgh	42,185
11/24	W	26-14	CLEVELAND	80,259
12/4	W	31-17	ST. LOUIS	76,965
12/11	L	31-34	WASHINGTON	64,198
12/18	W	17-7	@ New York	62,735

## CHAMPIONSHIP GAME

1/1/67 L	27-34	Green Bay	75,504
----------	-------	-----------	--------

## TEAM STATISTICS

	DALLAS	OPP
FIRST DOWNS	287	221
Rushing	124	64
Passing	139	140
Penalty	24	17
Third Down-Made/Att.	68/188	72/213
Third Down Efficiency	36.1	33.8
Fourth Down-Made/Att.	7/12	4/14
TOTAL NET YARDS	5,145	3,558
Avg. Per Game	367.5	254.1
Total Plays	926	873
Avg. Per Play	5.6	4.1
NET YARDS RUSHING	2,122	1,176
Avg. Per Game	151.6	84.0
Total Rushes	471	356
Avg. Per Rush	4.5	3.3
NET YARDS PASSING	3,023	2,382
Sacked/Yards Lost	42/308	60/420
Gross Yards	3,331	2,802
Attempts/Completions	413/214	457/212
Pct. of Completions	51.8	46.4
Had Intercepted	14	17
PUNTS/AVERAGE	65/39.2	79/42.4
Net Punting Average	36.7	38.4
PUNT RET./AVG.	41/6.3	26/4.2
KICKOFF RET./AVG.	44/22.9	78/21.8
INT./AVG. RET.	17/17.8	14/19.6
PENALTIES/YARDS	83/824	63/778
FUMBLES/BALL LOST	23/10	23/14
TOUCHDOWNS	56	29
Rushing	24	6
Passing	27	17
Returns	5	6
EXTRA POINTS/ATTEMPTS	56/56	29/29
FIELD GOALS/ATTEMPTS	17/31	12/31

RUSHING	ATT	YDS	AVG	LG	TD
Reeves	175	757	4.3	67	8
Perkins	186	726	3.9	24	8
Meredith	38	242	6.4	22	5
Shy	17	118	6.9	68	1
Garrison	16	62	3.9	13	1
Renfro	8	52	6.5	27	0
Morton	7	50	7.1	12	0
Clarke	8	49	6.1	26	0
Rhome	7	37	5.4	11	0
Villanueva	1	23	23.0	23	0
Smith	7	7	1.0	2	1
Hayes	1	-1	0.0	0	0
COWBOYS	471	2,122	4.5	68	24
Opponents	356	1,176	3.3	41	6

RECEIVING	NO	YDS	AVG	LG	TD
Hayes	64	1232	19.3	95	13
Reeves	41	557	13.6	51	8
Gent	27	474	17.6	84	1
Clarke	26	355	13.7	33	4
Perkins	23	231	10.0	39	0
Dial	14	252	18.0	39	1
Norman	12	144	12.0	31	0
Renfro	4	65	16.3	42	0
Garrison	2	18	9.0	17	0
Smith	1	3	3.0	3	0
COWBOYS	214	3,331	15.6	95	27
Opponents	212	2,802	13.2	78	17

INTERCEPTIONS	NO	YDS	AVG	LG	TD
Green	4	88	22.0	41	1
Gaechter	3	28	9.3	23	0
Renfro	2	57	28.5	33	0
Logan	2	44	22.0	22	1
Livingston	2	13	6.5	13	0
Jordan	1	49	49.0	49	1
Edwards	1	12	12.0	12	0
Andrie	1	6	6.0	6	1
Tubbs	1	6	6.0	6	0
COWBOYS	17	303	17.8	49	3
Opponents	14	274	19.6	58	1

PUNTING	NO	YDS	AVG	TB	INT	LG	BL	NET
Villanueva	65	2,551	39.2	3	14	58	1	36.7
COWBOYS	65	2,551	39.2	3	14	58	1	36.7
Opp.	79	3,349	42.4	3	21	67	0	38.4

PUNT RETURNS	NO	FC	YDS	AVG	LG	TD
Renfro	21	6	123	5.9	38	0
Hayes	17	4	106	6.2	18	0
Howley	1	0	30	30.0	30	0
Reeves	2	2	-1	-0.5	14	0
COWBOYS	41	12	258	6.3	38	0
Opponents	26	26	108	4.3	67	1

KICKOFF RETURNS	NO	YDS	AVG	LG	TD
Renfro	19	487	25.6	87	1
Garrison	20	445	22.0	35	0
Reeves	3	56	18.7	21	0
Neely	2	18	9.0	13	0
COWBOYS	44	1,006	22.8	87	1
Opponents	78	1,699	21.8	93	3

SCORE BY QUARTERS	1	2	3	4	OT	T
COWBOYS	78	128	101	138	0	445
Opponents	50	79	62	48	0	239

FIELD GOALS	9-9	20-29	30-39	40-49	50+
Villanueva	7-9	1-8	5-6	1-8	0-0
COWBOYS	9-9	1-8	5-6	1-8	0-0
Opponents	1-2	5-6	4-12	2-9	0-2

Villanueva: (12), (42M), (22), (45M), (17, 47M, 33M), (49M), (49M, 12), (21, 28M, 14, 42), (20), (34M, 38M, 27, 37), (11, 31, 12, 13), (31M), (42, 26), (45M, 29M, 37M, 10)
Opponents: (47M), (23, 50M, 45M, 33M), (1, 1), (36M, 27, 36M), (39, 30, 47, 39M), (1), (31, 49M), (35, 33, 11), (1), (28M, 31M, 20B), (25, 50M, 34M, 40M), (44M, 47M, 42, 29), (12B, 39M, 47M)

SCORING	TDR	TDP	TDR1	FG	PAT	S	TP
Villanueva	0	0	0	17/31	56/56	0	107
Reeves	8	8	0	0/0	0/0	0	96
Hayes	0	13	0	0/0	0/0	0	78
Perkins	8	0	0	0/0	0/0	0	48
Meredith	5	0	0	0/0	0/0	0	30
Clarke	0	4	0	0/0	0/0	0	24
Andrie	0	0	1a	0/0	0/0	0	6
Dial	0	1	0	0/0	0/0	0	6
Garrison	1	0	0	0/0	0/0	0	6
Gent	0	1	0	0/0	0/0	0	6
Green	0	0	1b	0/0	0/0	0	6
Howley	0	0	1c	0/0	0/0	0	6
Jordan	0	0	1d	0/0	0/0	0	6
Renfro	0	0	1e	0/0	0/0	0	6
Shy	1	0	0	0/0	0/0	0	6
Smith	1	0	0	0/0	0/0	0	6
COWBOYS	24	27	5	17/31	56/56	1	445
Opponents	6	17	6*	12/31	29/29	0	239

a 6 interception return vs. N.Y. Giants (12/18)

b 41 interception return vs. N.Y. Giants (9/18)

c 97 fumble return vs. Atlanta (10/2)

d 49 interception return vs. Pittsburgh (10/30)

e 87 kickoff return vs. Pittsburgh (10/30)

+ Townes tackled Johnson in end zone vs. Atlanta (10/2)

\* Woodson 56 interception return vs. Pittsburgh (10/30)

Butler 93 kickoff return vs. Pittsburgh (10/30)

Brown 93 kickoff return vs. Philadelphia (11/6)

Brown 90 kickoff return vs. Philadelphia (11/6)

Martin 40 punt return vs. Philadelphia (11/6)

Roger recovered blocked punt in end zone vs. Washington (12/11)

## USUAL STARTERS

WR	Bob Hayes	LE	Willie Townes(8)
LT	Jim Boeke(10)		Larry Stephens(6)
	Tony Liscio(4)	LT	Jim Colvin
LG	Tony Liscio(10)	RT	Bob Lilly
	John Ninkand(4)	RE	George Andrie
C	Dave Manders	LLB	Chuck Howley
RG	Leon Donohue	MLB/LE	Roy Jordan
RT	Ralph Neely	RLB	Dave Edwards
TE	Pittis Norman	LCB	Cornell Green
WR	Pete Gent(10)	RCB	Warren Livingston
	Buddy Dial(3)	SS	Mike Gaechter
QB	Don Meredith	FS	Mel Renfro(8)
RB	Dan Reeves		Obert Logan(6)
FB	Don Perkins		

PASSING	ATT	COMP	YDS	PCT	PCT	TD	INT	INT	LG	SKS/YDS	RATING
Meredith	344	177	2,805	51.5	8.15	24	7.0	12	3.5	95/37261	79.9
Rhome	36	21	253	58.3	7.03	0	0.0	1	2.8	47/439	45.0
Morton	27	13	225	48.1	8.33	3	11.1	1	3.7	41/178	65.0
Reeves	6	3	48	50.0	8.00	0	0.0	0	0.0	29/0	66.7
COWBOYS	413	214	3,331	51.8	8.07	27	6.5	14	3.4	95/42308	74.8
Opponents	457	212	2,802	46.4	6.13	17	3.7	17	3.7	78/60420	63.1





## 1968 ★ DALLAS COWBOYS STATISTICS ★ 1968

RECORD: 12-2  
FIRST PLACE CAPITAL DIVISION  
HEAD COACH: TOM LANDRY

Date	W/L	Score	Opponent	Att.
9/15	W	59-13	DETROIT	61,382
9/22	W	28-7	CLEVELAND	68,733
9/29	W	45-13	@ Philadelphia	60,858
10/6	W	27-10	@ St. Louis	48,296
10/13	W	34-14	PHILADELPHIA	72,083
10/20	W	20-7	@ Minnesota	47,644
10/28	L	17-28	GREEN BAY	74,604
11/3	W	17-3	@ New Orleans	84,728
11/10	L	21-27	NEW YORK	72,163
11/17	W	44-24	@ Washington	50,816
11/24	W	34-3	@ Chicago	46,667
11/28	W	29-20	WASHINGTON	66,076
12/8	W	28-7	PITTSBURGH	55,069
12/15	W	28-10	@ New York	62,617

## 1968 EASTERN CHAMPIONSHIP GAME

12/21 L 20-31 @ Cleveland 81,497

## PLAYOFF BOWL GAME

(Miami)  
1/5/69 W 17-13 Minnesota 22,961

TEAM STATISTICS	DALLAS	OPP
FIRST DOWNS	297	202
Rushing	135	61
Passing	143	123
Penalty	19	18
Third Down-Made/Att.	87/188	66/193
Third Down Efficiency	46.3	34.2
Fourth Down-Made/Att.	6/6	6/19
TOTAL NET YARDS	5,117	3,633
Avg. Per Game	365.5	259.5
Total Plays	913	863
Avg. Per Play	5.6	4.2
NET YARDS RUSHING	2,091	1,195
Avg. Per Game	149.4	85.4
Total Rushes	480	369
Avg. Per Rush	4.4	3.2
NET YARDS PASSING	3,026	2,438
Sacked/Yards Lost	34/269	51/400
Gross Yards	3,295	2,838
Attempts/Completions	399/217	428/220
Pct. of Completions	54.4	51.4
Had Intercepted	18	26
PUNTS/AVERAGE	59/40.9	77/40.4
Net Punting Average	36.4	33.7
PUNT RET./AVG.	30/13.5	25.5/1
KICKOFF RET./AVG.	39/21.6	68/19.5
INT./AVG. RET.	26/10.5	18/20.5
PENALTIES/YARDS	77/751	54/657
FUMBLES/BALL LOST	21/15	21/15
TOUCHDOWNS	54	23
Rushing	22	2
Passing	25	20
Returns	7	1
EXTRA POINTS/ATTEMPTS	54/54	21/23
FIELD GOALS/ATTEMPTS	17/29	9/22

PASSING	ATT	COMP	YDS	PCT	ATT	TD	INT	PCT	PCT	LG	SKS/YDS	RATING
Meredith	309	171	2,500	55.3	8.09	21	6.8	12	3.9	65t	30/180	88.3
Morton	85	44	752	51.8	8.85	4	4.7	6	7.1	53	4/39	68.2
Reeves	4	2	43	50.0	10.75	0	0.0	0	0.0	24	0/0	101.8
Baynham	1	0	0	0.0	0.00	0	0.0	0	0.0	0	0/0	39.6
COWBOYS	399	217	3,295	54.4	8.26	25	6.3	18	4.5	65t	34/269	84.1
Opponents	428	220	2,838	51.4	6.63	20	4.7	26	6.1	80t	51/400	63.9

RUSHING	ATT	YDS	AVG	LG	TD
Perkins	191	836	4.4	28	4
Baynham	103	438	4.3	22	5
Garrison	45	271	5.9	22	5
Shy	64	179	2.8	17	1
Reeves	40	178	4.5	25	4
Meredith	22	123	5.6	16	1
Norman	4	51	12.8	26	0
Morton	4	28	7.0	12	2
Hayes	4	2	0.5	0	0
Gent	2	-5	-2.5	-5	0

COWBOYS	480	2,071	4.4	28	22
Opponents	369	1,195	3.2	27	2

RECEIVING	NO	YDS	AVG	LG	TD
Rentzel	54	1,009	18.7	65t	6
Hayes	53	909	17.2	54	10
Baynham	29	380	13.1	40	3
Norman	18	204	11.3	34	1
Perkins	17	180	11.1	24	2
Gent	16	194	12.1	22	0
Shy	10	105	10.5	41	0
Garrison	7	111	15.9	53	0
Reeves	7	84	12.0	21	1
Homan	4	92	23.0	36t	1
Wright	1	15	15.0	15t	1
Randle	1	12	12.0	12	0

COWBOYS	217	3,296	15.2	65t	25
Opponents	220	2,838	12.9	80t	20

INTERCEPTIONS	NO	YDS	AVG	LG	TD
Howley	6	115	19.2	58	1
Green	4	73	18.3	55t	1
Gaechter	3	23	7.6	17	0
Jordan	3	17	5.7	7	0
Johnson	3	3	1.0	3	0
Renfro	3	5	1.7	5	0
Daniels	2	25	12.5	17	0
Simmons	1	8	8.0	8	0
Cole	1	5	5.0	5	1

COWBOYS	26	275	10.6	58	3
Opponents	18	335	20.5	89	1

PUNTING	NO	YDS	AVG	TBIN20	LG	BL	NET
Widby	59	2,415	40.9	7	17	84	0 36.4
COWBOYS	59	2,415	40.9	7	17	84	0 36.4
Opp.	77	3,119	40.4	6	22	57	0 33.7

PUNT RETURNS	NO	FC	YDS	AVG	LG	TD
Hayes	15	9	312	20.8	90t	2
Rentzel	14	12	93	6.6	27	0
Homan	1	0	0	0.0	0	0
Gaechter	0	1	0	0.0	0	0

COWBOYS	30	23	405	13.5	90t	2
Opponents	25	16	128	5.1	48	0

KICKOFF RETURNS	NO	YDS	AVG	LG	TD
Baynham	23	590	25.7	40	0
Daniels	9	193	21.5	32	0
Neely	3	17	5.6	9	0
Homan	2	21	10.5	21	0
Hayes	1	20	20.0	20	0
Norman	1	0	0.0	0	0

COWBOYS	39	843	21.6	40	0
Opponents	68	1,326	19.5	53	0

SCORE BY	1	2	3	4	OT	T
QUARTERS						
COWBOYS	72	133	85	141	0	431
Opponents	19	68	59	40	0	186

FIELD GOALS	7-19	20-29	30-39	40-49	50+
Clark	6-6	7-8	1-6	2-6	1-3

COWBOYS	6-6	7-8	1-6	2-6	1-3
Opponents	3-3	3-3	3-11	0-4	0-1

Clark: (52M,16.46M),(33M),(26),(14,50),(35M,26.21),(12,21.53M),(16.47M),(20),(1),(45,34.13),(34M,21.29M,31M,38M,49.47M),(18,25),(48M),(1)

Opponents: (48M,36B),(23,13),(32,35M),(47M),(31B,45B),(37M),(57M,37M,38),(25,10),(37),(21,34M),(1),(45M),(12,32M,32B)

SCORING	TDR	TDP	TDR1	FG	PAT	S	TP
M. Clark	0	0	0	17/29	54/54	0	105
Hayes	0	10	2a	0/0	0/0	0	72
Baynham	5	3	0	0/0	0/0	0	48
Perkins	4	2	0	0/0	0/0	0	36
Rentzel	0	6	0	0/0	0/0	0	36
Garrison	5	0	0	0/0	0/0	0	30
Reeves	4	1	0	0/0	0/0	0	30
Cole	0	0	2b	0/0	0/0	0	12
Morton	2	0	0	0/0	0/0	0	12
Green	0	0	1c	0/0	0/0	0	6
Homan	0	1	0	0/0	0/0	0	6
Howley	0	0	1d	0/0	0/0	0	6
Meredith	1	0	0	0/0	0/0	0	6
Shy	1	0	0	0/0	0/0	0	6
Townes	0	0	1e	0/0	0/0	0	8
Norman	0	1	0	0/0	0/0	0	2
Wright	0	1	0	0/0	0/0	0	6
Pugh	0	0	0	0/0	0/0	1	2

COWBOYS	22	25	7	17/29	54/54	1+	431
Opponents	2	20	1*	9/22	21/23	0	186

a 90 punt return vs. Pittsburgh (12/8)

63 punt return vs. N.Y. Giants (12/15)

b 21 fumble return vs. Washington (11/17)

5 interception return vs. Washington (11/28)

c 55 interception return vs. Minnesota (10/20)

d 35 interception return vs. Detroit (9/15)

e 20 fumble return vs. Cleveland (9/22)

+ Pugh forced fumble in end zone vs. Washington

(11/28)

\* Hanburger 30 interception return vs. Washington (11/17)

## USUAL STARTERS

WR	Bob Hayes	LE	Larry Cole(10)
LT	Tony Liscio		Willie Townes(4)
LG	John Niland	LT	Jethro Pugh
C	Malcolm Walker	RT	Bob Lilly
RG	John Wilbur	RE	George Andrie
RT	Ralph Neely	LLB	Chuck Howley
TE	Pittis Norman	MLB	Lee Roy Jordan
WR	Lance Rentzel	RLB	Dave Edwards
CB	Don Meredith	LCB	Cornell Green
RB	Craig Baynham(8)	RCB	Mike Johnson
	Dan Reeves(4)	SS	Mike Gaechter
FB	Don Perkins	FS	Mel Renfro(8)
			Dick Daniels(8)



## 1969 ★ DALLAS COWBOYS STATISTICS ★ 1969

RECORD: 11-2-1  
FIRST PLACE CAPITOL DIVISION  
HEAD COACH: TOM LANDRY

Date	W/L	Score	Opponent	Att.
9/21	W	24-3	ST. LOUIS	62,134
9/28	W	21-17	@ New Orleans	79,567
10/5	W	38-7	@ Philadelphia	60,658
10/12	W	24-17	@ Atlanta	54,833
10/19	W	49-14	PHILADELPHIA	71,509
10/27	W	25-3	NEW YORK	58,964
11/2	L	10-42	@ Cleveland	84,850
11/9	W	33-17	NEW ORLEANS	68,282
11/16	W	41-28	@ Washington	50,474
11/23	L	23-24	@ Los Angeles	79,105
11/27	T	24-24	SAN FRANCISCO	62,348
12/7	W	10-7	@ Pittsburgh	24,990
12/13	W	27-10	BALTIMORE	63,191
12/21	W	20-10	WASHINGTON	56,924

## 1969 EASTERN CHAMPIONSHIP GAME

12/28 L 14-38 CLEVELAND 69,321

## PLAYOFF BOWL GAME

(Miami)

1/3/70 L 0-31 Los Angeles 31,151

TEAM STATISTICS	DALLAS	OPP
FIRST DOWNS	275	203
Rushing	133	52
Passing	125	141
Penalty	17	10
Third Down-Made/Att.	82/197	64/191
Third Down Efficiency	41.6	33.5
Fourth Down-Made/Att.	2/6	3/8
TOTAL NET YARDS	5,122	3,707
Avg. Per Game	365.9	264.8
Total Plays	931	826
Avg. Per Play	5.5	4.5
NET YARDS RUSHING	2,276	1,050
Avg. Per Game	162.6	75.0
Total Rushes	532	313
Avg. Per Rush	4.3	3.4
NET YARDS PASSING	2,846	2,657
Sacked/Yards Lost	44/366	55/452
Gross Yards	3,212	3,109
Attempts/Completions	355/189	458/235
Pct. of Completions	53.2	51.3
Had Intercepted	18	24
PUNTS/AVERAGE	63/43.3	82/42.2
Net Punting Average	37.2	37.7
PUNT RET./AVG.	38/7.2	43/7.1
KICKOFF RET./AVG.	36/19.9	64/19.4
INT./AVG. RET.	24/14.1	18/9.3
PENALTIES/YARDS	81/840	58/680
FUMBLES/BALL LOST	28/12	23/11
TOUCHDOWNS	44	28
Rushing	17	3
Passing	24	23
Returns	3	2
EXTRA POINTS/ATTEMPTS	43/44	28/28
FIELD GOALS/ATTEMPTS	20/36	9/25

	ATT	COMP	YDS	PCT	AVG	PCT	TD	INT	LG	SKS/YDS	RATING	
PASSING												
Morton	302	162	2,619	53.6	8.67	21	7.0	15	5.0	67	30/246	85.4
Staubach	47	23	421	49.0	8.96	1	2.1	2	4.3	75t	12/106	69.5
Hill	3	3	137	100.0	45.66	2	66.7	0	0.0	53	0/0	158.3
Reeves	3	1	35	33.3	11.67	0	0.0	1	33.3	35	2/14	38.9
COWBOYS	355	189	3,212	53.2	9.05	24	6.3	18	7.1	75t	44/366	85.6
Opponents	458	235	3,109	51.3	6.79	23	5.0	24	5.2	88t	55/452	68.0

RUSHING	ATT	YDS	AVG	LG	TD
Hill	204	942	4.6	55	8
Garrison	176	818	4.6	21	2
Reeves	59	173	2.9	12	4
Shy	42	154	3.7	23	1
Morton	16	62	4.0	15	1
Staubach	15	60	4.0	19	1
Welch	6	21	3.5	6	0
Norman	5	20	4.0	21	0
Hayes	4	17	4.3	6	0
Rentzel	2	11	5.5	14	0
Baynham	3	-2	-0.6	2	0
COWBOYS	532	2,276	4.3	55	17
Opponents	313	1,050	3.4	25	3

RECEIVING	ATT	YDS	AVG	LG	TD
Rentzel	43	969	22.3	75t	12
Hayes	40	746	18.7	67t	4
Hill	20	232	11.6	28	0
Reeves	18	187	10.4	29	1
Ditka	17	369	21.7	51	3
Norman	13	238	18.3	31	3
Garrison	13	131	10.1	25	0
Horman	12	240	20.0	66	0
Shy	8	124	15.5	49t	1
Conrad	4	74	18.5	34	0
Wright	1	12	12.0	12	0
COWBOYS	189	3,212	17.0	75t	24
Opponents	235	3,109	13.2	88t	23

INTERCEPTIONS	NO	YDS	AVG	LG	TD
Renfro	10	118	11.8	41	0
Gaechter	3	72	24.0	37	0
Jordan	2	38	19.0	38	0
Howley	2	37	18.5	28	0
P. Clark	2	2	1.0	2	0
Green	2	0	0.0	0	0
Cole	1	41	41.0	41t	1
Brown	1	31	31.0	31	0
Edwards	1	0	0.0	0	0
COWBOYS	24	339	14.1	41t	1
Opponents	18	167	9.3	56t	1

PUNTING	NO	YDS	AVG	TB2IN	LG	BL	NET
Widby	63	2,729	43.3	4	9	62	0 37.2
COWBOYS	63	2,729	43.3	4	9	62	0 37.2
Opp.	82	3,463	42.2	5	21	81	0 37.7

PUNT RETURNS	NO	FC	YDS	AVG	LG	TD
Hayes	18	5	179	9.9	50	0
Renfro	15	7	80	5.3	34	0
Rentzel	4	3	14	3.5	11	0
Johnson	1	0	0	0.0	0	0
COWBOYS	38	15	273	7.2	50	0
Opponents	43	7	305	7.1	28	0

KICKOFF RETURNS	NO	YDS	AVG	LG	TD
Flowers	11	238	20.8	30	0
Baynham	7	114	16.3	29	0
Welch	5	112	22.4	35	0
Hill	4	125	31.3	46	0
Hayes	3	80	26.7	46	0
Shy	3	47	15.6	26	0
Green	2	0	0.0	0	0
Garrison	1	2	2.0	2	0
COWBOYS	36	718	19.9	46	0
Opponents	64	1,242	19.4	60	0

SCORE BY QUARTERS	1	2	3	4	OT	T
COWBOYS	102	106	54	107	0	369
Opponents	62	64	48	49	0	223

FIELD GOALS	7-19	20-29	30-39	40-49	50+
Clark, M.	7-8	6-7	4-7	3-11	0-3
Opponents	7-8	6-7	4-7	3-11	0-3
COWBOYS	1-1	3-5	4-5	1-12	0-2

Clark: (23M,30),(47M),(14,47M),(47,32M)(17M,33M),(41M,42M,47,35,15),(14,50M),(21,21,46M,40M),(36,14,50M),(18,22,43),(47M,24,37M),(32),(15,27,46M),(12,24,54M)

Opponents: (42M,46M,20,27M),(56M,32M,43),(42B),(34),(48M),(23,50B),(45M,46M),(37,44M),(48B),(36),(48B,21),(1),(24,43M),(34,27B,42M)

SCORING	TDR	TDP	TDR1	FG	PAT	S	TP
M. Clark	0	0	0	20/36	43/44	0	103
Rentzel	0	12	1a	0/0	0/0	0	78
Hill	8	0	0	0/0	0/0	0	48
Reeves	4	1	0	0/0	0/0	0	30
Hayes	0	4	0	0/0	0/0	0	24
Ditka	0	3	0	0/0	0/0	0	18
Norman	0	3	0	0/0	0/0	0	18
Garrison	2	0	0	0/0	0/0	0	12
Shy	1	1	0	0/0	0/0	0	12
Cole	0	0	1b	0/0	0/0	0	6
Lilly	0	0	1c	0/0	0/0	0	6
Morton	1	0	0	0/0	0/0	0	6
Staubach	1	0	0	0/0	0/0	0	6
Andrie	0	0	0	0/0	0/0	1+	2
COWBOYS	17	24	3	20/36	43/44	1+	369
Opponents	3	23	2*	9/25	28/28	0	223

a Fumble recovery in end zone vs. Philadelphia (10/5)

b 21 fumble return vs. Washington (11/17)

c 41 interception return vs. Washington (11/16)

+ Andrie tackled Tarkenton in end zone vs. N.Y. Giants (10/27)

\* Bradley 56 interception return vs. Philadelphia (10/19)

Hanburger 19 fumble return vs. Washington (12/21)

## USUAL STARTERS

WR	Bob Hayes(10)	LE	Larry Cole
LT	Dennis Horman(4)	LT	Jethro Pugh(11)
LG	John Niland		Ron East(3)
C	Malcolm Walker	RT	Bob Lilly
RG	John Wilbur	RE	George Andrie
RT	Ralph Neely(11)	LLB	Dave Edwards
	Rayfield Wright(3)	MLB	Lee Roy Jordan
TE	Pettis Norman(10)	RLB	Chuck Howley
	Mike Ditka(4)	LCB	Cornell Green
WR	Lance Rentzel	RCB	Phil Clark
QB	Craig Morton	SS	Mike Gaechter
RB	Calvin Hill	FS	Mel Renfro
FB	Walt Garrison		

## 1970 ★ DALLAS COWBOYS STATISTICS ★ 1970

RECORD: 10-4  
FIRST PLACE NFC EAST  
HEAD COACH: TOM LANDRY

Date	W/L	Score	Opponent	Att.
9/20	W	17-7	@ Philadelphia	59,728
9/27	W	28-10	N.Y. Giants	57,239
10/4	L	7-20	@ St. Louis	50,780
10/11	W	13-0	Atlanta	53,611
10/18	L	13-54	@ Minnesota	47,900
10/25	W	27-16	@ Kansas City	51,158
11/1	W	21-17	PHILADELPHIA	55,736
11/8	L	20-23	@ N.Y. Giants	62,928
11/16	L	0-38	ST. LOUIS	69,323
11/22	W	45-21	@ Washington	50,415
11/26	W	16-3	GREEN BAY	67,182
12/6	W	34-0	WASHINGTON	57,936
12/12	W	6-2	@ Cleveland	75,458
12/20	W	52-10	HOUSTON	50,504

## 1970 DIVISIONAL PLAYOFF

12/26	W	5-0	DETROIT	73,167
-------	---	-----	---------	--------

## 1970 NFC CHAMPIONSHIP GAME

1/3/71	W	17-10	@ San Francisco	59,625
--------	---	-------	-----------------	--------

## SUPER BOWL V

1/17/71	L	13-16	Baltimore	80,055
---------	---	-------	-----------	--------

## TEAM STATISTICS

	DALLAS	OPP
FIRST DOWN	229	205
Rushing	119	87
Passing	95	105
Penalty	15	13
Third Down-Made/Att.	63/186	74/202
Third Down Efficiency	33.9	36.6
Fourth Down-Made/Att.	6/15	6/15
TOTAL NET YARDS	4,449	3,569
Avg. Per Game	317.8	254.9
Total Plays	858	855
Avg. Per Play	5.2	4.2
NET YARDS RUSHING	2,300	1,656
Avg. Per Game	164.3	118.3
Total Rushes	522	415
Avg. Per Rush	4.4	4.0
NET YARDS PASSING	2,149	1,913
Sacked/Yards Lost	39/296	41/313
Gross Yards	2,445	2,226
Attempts/Completions	297/149	399/193
Pct. of Completions	50.2	48.4
Had Intercepted	16	24
PUNTS/AVERAGE	69/41.3	74/41.1
Net Punting Average	35.4	36.3
PUNT RET./AVG.	32/7.4	38/7.4
KICKOFF RET./AVG.	37/24.0	60/19.0
INT./AVG. RET.	24/12.8	16/16.2
PENALTIES/YARDS	87/934	70/732
FUMBLES/BALL LOST	29/12	25/14
TOUCHDOWNS	35	24
Rushing	16	10
Passing	18	10
Returns	1	4
EXTRA POINTS/ATTEMPTS	35/35	24/24
FIELD GOALS/ATTEMPTS	18/27	17/26

RUSHING	ATT	YDS	AVG	LG	TD	KICKOFF RETURNS	NO	YDS	AVG	LG	TD
Thomas	151	803	5.3	47	5	Thomas	19	416	21.9	33	0
Hill	153	577	3.8	20	3	Adkins	7	149	21.3	27	0
Garrison	126	507	4.0	18	4	Washington	5	242	48.4	100	1
Staubach	27	221	8.2	25	0	Kiner	3	50	16.7	18	0
Reeves	35	84	2.4	8	2	Harris	1	22	22.0	22	0
Morton	16	37	2.3	11	0	Waters	1	6	6.0	6	0
Hayes	4	34	8.5	13	1	Flowers	1	3	3.0	3	0
Norman	2	16	8.0	22	0	COWBOYS	37	888	24.0	100	1
Welch	5	13	2.6	5	1	Opponents	60	1,142	19.0	44	0
Rentzel	1	11	11.0	11	0						
Homan	2	-3	-1.5	0	0						
COWBOYS	522	2,300	4.4	47	16						
Opponents	415	1,656	4.0	48	10						

RECEIVING	NO	YDS	AVG	LG	TD
Hayes	34	889	26.1	89	10
Rentzel	28	556	19.9	86	5
Garrison	21	205	9.8	36	2
Hill	13	95	7.3	21	0
Reeves	12	140	11.7	23	0
Thomas	10	73	7.3	17	0
Rucker	9	200	22.2	52	1
Dika	8	98	12.3	26	0
Homan	7	105	15.0	43	0
Norman	6	70	11.7	23	0
Kiner	1	14	14.0	14	0
COWBOYS	149	2,445	16.4	89	18
Opponents	193	2,226	11.5	78	10

INTERCEPTIONS	NO	YDS	AVG	LG	TD
Waters	5	45	9.0	20	0
Rentzel	4	3	0.8	3	0
Adderley	3	69	23.0	30	0
Harris	2	66	33.0	60	0
Hill	2	18	9.0	17	0
Edwards	2	2	1.0	2	0
Green	1	59	59.0	59	0
Kiner	1	28	28.0	28	0
Stincic	1	11	11.0	11	0
Jordan	1	6	6.0	6	0
Pugh	1	0	0.0	0	0
Washington	1	0	0.0	0	0
COWBOYS	24	307	12.8	60	0
Opponents	16	259	16.2	43	1

PUNTING	NO	YDS	AVG	TB	IN20	LG	BL	NET
Widby	69	2,847	41.3	6	10	59	1	35.4
COWBOYS	69	2,847	41.3	6	10	59	1	35.4
Opp.	74	3,045	41.1	6	21	64	1	36.3

PUNT RETURNS	NO	FC	YDS	AVG	LG	TD
Hayes	15	7	116	7.7	34	0
Rentzel	13	6	77	5.9	29	0
Adkins	4	2	44	11.0	24	0
Reeves	0	2	0	0.0	0	0
COWBOYS	32	17	237	7.4	34	0
Opponents	38	12	281	7.4	74	1

SCORE BY QUARTERS	1	2	3	4	OT	T
COWBOYS	36	82	93	88	0	299
Opponents	59	49	55	58	0	221

FIELD GOALS	7-9	20-29	30-39	40-49	50+
M. Clark	7-8	3-5	6-9	2-5	0-0
COWBOYS	7-8	3-5	6-9	2-5	0-0
Opponents	2-2	4-6	7-9	3-5	1-4

Clark (13), (47M, 41M), (19M), (38M, 19, 10), (19, 43), (38, 34), (34M), (28, 32M, 22), (1), (42), (21, 12, 15), (21B, 38, 47M, 15), (29M, 39, 31), (35) Opponents: (1), (50M, 20, 27M), (38, 35, 43M), (36M), (42, 31, 28, 34), (25, 32, 22), (19), (40, 42, 55M, 54, 20M), (53M, 31), (1), (19), (47M), (32M), (37)

SCORING	TDR	TDP	TDR1	FG	PAT	S	TP
M. Clark	0	0	0	18/27	35/35	0	89
Hayes	1	10	0	0/0	0/0	0	66
Garrison	3	2	0	0/0	0/0	0	30
Rentzel	0	5	0	0/0	0/0	0	30
Thomas	5	0	0	0/0	0/0	0	30
Hill	4	0	0	0/0	0/0	0	24
Reeves	2	0	0	0/0	0/0	0	12
Rucker	0	1	0	0/0	0/0	0	6
Washington	0	0	1a	0/0	0/0	0	6
Welch	1	0	0	0/0	0/0	0	6
COWBOYS	16	18	1	18/27	35/35	0	299
Opponents	10	10	4*	17/26	24/24	1	221

a 100 kickoff return vs. Washington (11/22)  
\* Sharockman 34 punt block return vs. Minnesota (10/18)  
Sharockman 34 interception return vs. Minnesota (10/18)  
Roland 74 punt return vs. St. Louis (11/16)  
Peacock 41 fumble return vs. Houston (12/20)  
+ Reynolds tackled Hayes in end zone vs. Cleveland (12/12)

## USUAL STARTERS

WR Bob Hayes(9)	LE Larry Cole(10)
Dennis Homan(5)	Pat Toomey(3)
LT Tony Liscio(8)	LT Jethro Pugh
Ralph Neely(6)	RT Bob Lilly
LG John Niland	RE George Andrie
C Dave Manders	LLB Dave Edwards
RG Blaine Nye (10)	MLB Lee Roy Jordan
Ralph Neely (4)	RLB Chuck Howley
RT Rayfield Wright	LCB Herb Adderley
TE Pettis Norman	RCB Mel Renfro
WR Lance Rentzel	SS Cornell Green
QB Craig Morton(11)	FS Charlie Waters(6)
RB Roger Staubach(3)	Cliff Harris(5)
RB Calvin Hill(9)	Richmond Flowers(3)
Duane Thomas(4)	
FB Walt Garrison(10)	
Duane Thomas(4)	

PASSING	ATT	COMP	YDS	PCT	ATT	TD	INT	PCT INT	PCT LG	SKS/YDS	RATING	
Morton	207	102	1,819	49.3	8.78	15	7.2	7	3.4	89*	20/166	69.8
Staubach	82	44	542	53.7	6.61	2	2.4	8	9.3	43	19/130	42.9
Reeves	3	1	14	33.3	4.67	0	0.0	1	33.3	14	0/0	9.7
Hill	4	1	12	25.0	3.00	0	0.0	0	0.0	12	0/0	39.6
Rentzel	1	1	58	100.0	58.00	1	100.0	0	0.0	58	0/0	158.3
COWBOYS	297	149	2,445	50.2	8.23	18	6.3	16	7.1	89*	39/296	75.9
Opponents	399	193	2,226	48.4	5.58	10	5.0	24	5.2	78*	41/313	48.9



## 1971 ★ DALLAS COWBOYS STATISTICS ★ 1971

RECORD: 11-3  
FIRST PLACE, NFC EAST  
HEAD COACH: TOM LANDRY

Date	W/L	Score	Opponent	Att.
9/19	W	42-37	@ Buffalo	46,206
9/26	W	42-7	@ Philadelphia	65,358
10/3	L	16-20	WASHINGTON	72,000
10/11	W	20-13	N.Y. GIANTS	68,378
10/17	L	14-24	@ New Orleans	83,088
10/24	W	44-21	NEW ENGLAND	65,708
10/31	L	19-23	@ Chicago	55,049
11/7	W	16-13	@ St. Louis	50,486
11/14	W	20-7	PHILADELPHIA	60,178
11/21	W	13-0	@ Washington	53,014
11/25	W	28-21	LOS ANGELES	66,595
12/4	W	52-10	N.Y. JETS	66,689
12/12	W	42-14	@ N.Y. Giants	62,815
12/18	W	31-12	ST. LOUIS	66,672

## 1971 DIVISIONAL PLAYOFF

12/25 W 20-12 @ Minnesota 49,100

## 1971 NFC CHAMPIONSHIP GAME

1/2/72 W 14-3 SAN FRANCISCO 66,311

## SUPER BOWL VI

(New Orleans)

1/16/72 W 24-3 Miami 81,035

## TEAM STATISTICS

	DALLAS	OPP
FIRST DOWNS	288	200
Rushing	135	59
Passing	144	125
Penalty	9	16
Third Down-Made/Att	87/183	68/182
Third Down Efficiency	47.5	37.4
Fourth Down-Made/Att	2/3	3/16
TOTAL NET YARDS	5,035	3,468
Avg. Per Game	359.6	247.7
Total Plays	905	817
Avg. Per Play	5.6	4.2
NET YARDS RUSHING	2,249	1,144
Avg. Per Game	160.6	81.7
Total Rushes	512	353
Avg. Per Rush	4.4	3.2
NET YARDS PASSING	2,786	2,324
Sacked/Yards Lost	32/251	43/336
Gross Yards	3,037	2,660
Attempts/Completions	361/206	421/209
Pct. of Completions	57.1	49.6
Had Intercepted	14	26
PUNTS/AVERAGE	56/41.6	65/41.5
Net Punting Average	35.0	36.1
PUNT RET./AVG.	31/8.0	26/8.9
KICKOFF RET./AVG.	50/27.5	70/24.0
INT./AVG. RET.	26/15.5	14/21.7
PENALTIES/YARDS	94/952	61/647
FUMBLES/BALL LOST	30/21	40/25
TOUCHDOWNS	50	25
Rushing	25	8
Passing	22	15
Returns	3	2
EXTRA POINTS/ATTEMPTS	50/50	24/25
FIELD GOALS/ATTEMPTS	18/33	16/23

RUSHING	ATT	YDS	AVG	LG	TD
D. Thomas	175	793	4.5	56†	11
Hill	106	468	4.4	17	8
Garrison	127	429	3.4	34	1
Staubach	41	343	8.4	31	2
Reeves	17	79	4.6	22	0
Williams	21	67	3.2	16	1
Welch	14	51	3.6	14	1
Hayes	3	18	6.0	11	0
Morton	4	9	2.3	4	1
Ditka	2	2	1.0	11	0
Alworth	2	-10	-5.0	-4	0

COWBOYS	512	2,249	4.4	56†	25
Opponents	353	1,144	3.2	5†	8

RECEIVING	ATT	YDS	AVG	LG	TD
Garrison	40	396	9.9	36	1
Hayes	35	840	24.0	85†	8
Alworth	34	487	14.3	26	2
Ditka	30	360	12.0	29	1
Hill	19	244	12.8	27†	3
Truax	15	232	15.5	25	1
D. Thomas	13	153	11.8	34	2
Richardson	8	170	21.3	45†	3
Adkins	4	53	13.3	23	0
Williams	3	59	19.7	35	0
Reeves	3	25	8.3	11	0
Rucker	1	19	19.0	19†	1
Welch	1	-1	-1.0	-1	0

COWBOYS	206	3,037	14.7	85†	22
Opponents	209	2,660	12.7	75†	15

INTERCEPTIONS	NO	YDS	AVG	LG	TD
Adderley	6	182	30.3	46	0
Howley	5	122	24.4	53	0
Renfro	4	11	2.8	7	0
Waters	2	37	18.5	30	0
Jordan	2	34	17.0	23	0
Green	2	16	8.0	12	0
Edwards	2	0	0.0	0	0
Harris	2	0	0.0	0	0
Lewis	1	0	0.0	0	0

COWBOYS	26	402	15.5	53	0
Opponents	14	304	21.7	60	1

## USUAL STARTERS

WR Bob Hayes	LE Larry Cole
LT Ralph Neely(7)	LT Jethro Pugh
Tony Lisco(5)	RT Bob Lilly
LG John Niland	RE George Andrie
C Dave Manders	LLB Dave Edwards
RG Blaine Hye	MLB Lee Roy Jordan
RT Rayfield Wright	RLB Chuck Howley
TE Billy Truax(10)	LCB Herb Adderley
Mike Ditka(4)	RCB Mel Renfro
WR Lance Alworth(11)	SS Cornell Green
Gloster Richardson(3)	FS Cliff Harris(11)
DB Roger Staubach(10)	Charlie Waters(3)
Craig Morton(4)	
RB Duane Thomas(9)	
Calvin Hill(5)	
FB Walt Garrison	

PUNTING	NO	YDS	AVG	TB IN 20	LG	BL	NET
Widby	56	2,329	41.6	7	17	59	1 35.0
COWBOYS	56	2,329	41.6	7	17	59	1 35.0
Opp	65	2,697	41.5	5	17	58	1 36.1

PUNT RETURNS	NO	FC	YDS	AVG	LG	TD
Harris	17	8	129	7.6	35	0
Waters	9	5	109	12.1	42	0
Adkins	4	0	5	1.3	10	0
Hayes	1	0	5	0.2	5	0
Renfro	0	1	0	0.0	0	0

COWBOYS	31	14	248	8.0	42	0
Opponents	26	15	231	8.9	43	0

KICKOFF RETURNS	NO	YDS	AVG	LG	TD
Harris	29	823	28.4	77	0
I. Thomas	7	295	42.1	101†	2
Welch	4	105	26.3	39	0
Ditka	3	30	10.0	20	0
D. Thomas	2	64	32.0	33	0
Waters	1	18	18.0	18	0
Lewis	1	15	15.0	15	0
Hayes	1	14	14.0	14	0
Williams	1	12	12.0	12	0
Green	1	0	0.0	0	0

COWBOYS	50	1,376	27.5	101†	2
Opponents	70	1,681	24.0	52	0

## SCORE BY

## QUARTERS

	1	2	3	4	OT	T
COWBOYS	96	139	72	99	0	406
Opponents	62	59	32	69	0	222

FIELD GOALS	7-19	20-29	30-39	40-49	50+
M. Clark	5-5	4-6	0-1	4-12	0-1
Fritsch	1-1	3-3	0-1	1-3	0-0
COWBOYS	6-6	7-9	0-2	5-15	0-1
Opponents	0-0	4-6	9-11	3-6	0-0

Clark: (1), (48M 42M), (48M 22.9, 27), (42.41, 41M), (50M), (16, 17, 45M, 12), (21M, 42M, 29M, 10), (1, 0), (43M, 26, 31M, 48), (1), (47M, 45), (1), (24)

Fritsch: (1, 0, 0, 0), (0, 0), (27, 42M, 14, 26), (23, 41M, 39M, 46), (1, 0, 0, 0), (1)

Opponents: (40, 49M), (1), (25, 32), (35, 20), (36), (1), (44, 38, 35), (41, 47M, 36), (22M), (1), (31M), (35), (35M), (23M, 33, 29, 23, 35, 45M)

SCORING	TDR	TDP	TDR1	FG	PAT	S	TP
M. Clark	0	0	0	13/25	47/47	0	86
D. Thomas	11	2	0	0/0	0/0	0	78
Hill	8	3	0	0/0	0/0	0	68
Hayes	0	8	0	0/0	0/0	0	66
Richardson	0	3	0	0/0	0/0	0	18
Fritsch	0	0	0	5/8	2/2	0	17
Alworth	0	2	0	0/0	0/0	0	12
Garrison	1	1	0	0/0	0/0	0	12
Staubach	2	0	0	0/0	0/0	0	12
I. Thomas	0	0	2a	0/0	0/0	0	12
Welch	1	0	0	0/0	0/0	1+	8
Ditka	0	1	0	0/0	0/0	0	6
Lilly	0	0	1b	0/0	0/0	0	6
Morton	1	0	0	0/0	0/0	0	6
Rucker	0	1	0	0/0	0/0	0	6
Truax	0	1	0	0/0	0/0	0	6
Williams	1	0	0	0/0	0/0	0	6
Reeves	0	0	0	0/0	1/1†	0	1

COWBOYS	25	22	3	18/33	50/50	1	406
Opponents	8	15	2†	16/23	24/24	0	222

a 89 kickoff return vs. Los Angeles (11/25)  
 † 101 kickoff return vs. N.Y. Jets (12/4)  
 b 7 fumble return vs. Philadelphia (9/26)  
 + tackled Green in end zone vs. Chicago (10/31)  
 † runs left end on bad snap vs. St. Louis (11/7)  
 † Nelson 101 field goal return vs. Philadelphia (9/2)  
 † Athas 37 int. return vs. N.Y. Giants (12/12)

PASSING	ATT	COMP	YDS	PCT	AVG	ATT	TD	PCT	PCT	LG	SKS/YDS	RATING
Staubach	211	126	1,882	59.7	8.91	15	7.1	4	1.9	85†	23/175	104.8
Morton	143	78	1,131	54.5	7.91	7	4.9	8	5.6	76†	9/76	73.5
Reeves	5	2	24	40.0	4.80	0	0.0	1	20.0	14	0/0	15.8
D. Thomas	1	0	0	0.0	0.00	0	0.0	0	0.0	0	0/0	39.6
Hill	1	0	0	0.0	0.00	0	0.0	1	100.0	0	0/0	0.0
COWBOYS	361	206	3,037	57.1	8.41	22	6.1	14	3.9	85†	32/251	88.8
Opponents	421	209	2,660	49.6	6.32	15	3.6	26	6.2	75†	43/336	55.9

1972 ★ DALLAS COWBOYS STATISTICS ★ 1972

RECORD: 10-4  
SECOND PLACE, NFC EAST  
HEAD COACH: TOM LANDRY

Date	W/L	Score	Opponent	Att.
9/17	W	28-6	PHILADELPHIA	55,850
9/24	W	23-14	@ N.Y. Giants	62,725
10/1	L	13-16	@ Green Bay	47,103
10/8	W	17-13	PITTSBURGH	65,682
10/15	W	21-0	@ Baltimore	58,992
10/22	L	20-24	@ Washington	53,039
10/30	W	28-24	DETROIT	65,378
11/5	W	34-28	@ San Diego	54,476
11/12	W	33-24	ST. LOUIS	65,218
11/19	W	28-7	@ Philadelphia	65,720
11/23	L	10-31	SAN FRANCISCO	65,124
12/3	W	27-6	@ St. Louis	49,797
12/9	W	34-24	WASHINGTON	65,136
12/17	L	3-23	N.Y. Giants	64,602

DIVISIONAL PLAYOFF

12/23 W 30-28 @ San Francisco 61,214

NFC CHAMPIONSHIP GAME

12/31 L 3-26 @ Washington 53,129

TEAM STATISTICS

	DALLAS	OPP
FIRST DOWNS	256	217
Rushing	118	81
Passing	126	113
Penalty	12	23
Third Down-Made/Att	89/201	78/187
Third Down Efficiency	44.3	41.7
Fourth Down-Made/Att	5/11	7/15
TOTAL NET YARDS	4,466	3,755
Avg. Per Game	319.0	268.2
Total Plays	897	842
Avg. Per Play	5.0	4.5
NET YARDS RUSHING	2,124	1,515
Avg. Per Game	151.7	108.2
Total Rushes	499	428
Avg. Per Rush	4.3	3.5
NET YARDS PASSING	2,342	2,240
Sacked/Yards Lost	31/238	32/268
Gross Yards	2,580	2,508
Attempts/Completions	367/196	382/187
Pct. of Completions	53.4	49.0
Had Intercepted	23	16
PUNTS/AVERAGE	51/36.2	65/40.6
Net Punting Average	36.2	36.3
PUNT RET./AVG.	28/4.8	15/2.7
KICKOFF RET./AVG.	50/21.6	52/24.5
INT./AVG. RET.	16/13.3	23/13.1
PENALTIES/YARDS	90/841	59/586
FUMBLES/BALL LOST	27/15	40/17
TOUCHDOWNS	36	28
Rushing	17	7
Passing	16	18
Returns	3	3
EXTRA POINTS/ATTEMPTS	36/36	27/28
FIELD GOALS/ATTEMPTS	21/36	15/34

RUSHING	ATT	YDS	AVG	LG	TD
Hill	245	1036	4.2	26	6
Garrison	167	784	4.7	41	7
Newhouse	28	116	4.1	19	1
Montgomery	35	81	2.3	10	1
Staubach	6	45	7.5	20	0
Morton	8	26	3.3	12	2
Reeves	3	14	4.7	14	0
Neely	1	10	10.0	10	0
Hayes	2	8	4.0	7	0
Fugett	3	2	0.7	9	0
Alworth	1	2	2.0	2	0

COWBOYS	499	2,124	4.3	41	17
Opponents	428	1,515	3.5	34	7

RECEIVING	NO	YDS	AVG	LG	TD
Hill	43	364	8.5	33	3
Garrison	37	390	10.5	26	3
Sellers	31	653	21.1	55	5
Parks	18	298	16.6	38	1
Ditka	17	198	11.6	26	1
Hayes	15	200	13.3	29	0
Alworth	15	195	13.0	30	2
Montgomery	8	131	16.4	46	1
Fugett	7	94	13.4	29	0
Truax	4	49	12.3	18	0
Newhouse	1	8	8.0	8	0

COWBOYS	196	2,580	13.2	55	16
Opponents	187	2,508	13.4	94	18

INTERCEPTIONS	NO	YDS	AVG	LG	TD
Waters	6	132	22.0	56	1
Harris	3	40	13.3	23	0
Jordan	2	18	9.0	12	0
Green	2	1	0.5	1	0
Lewis	1	15	15.0	15	0
Howley	1	7	7.0	7	0
Renfro	1	0	0.0	0	0

COWBOYS	16	213	13.3	56	1
Opponents	23	302	13.1	45	1

PUNTING NO	YDS	AVG	TB	IN20	LG	BL	NET
Bateman	51	1,949	38.2	3	4	61	0 36.2
COWBOYS	51	1,949	38.2	3	4	61	0 36.2
Opp.	65	2,636	40.6	7	13	63	0 36.3

PUNT RETURNS	NO	FC	YDS	AVG	LG	TD
Harris	19	16	78	4.1	21	0
Waters	9	7	56	6.2	17	0

COWBOYS	28	23	134	4.8	21	0
Opponents	15	26	41	2.7	14	0

KICKOFF RETURNS	NO	YDS	AVG	LG	TD
Harris	26	615	23.7	44	0
Newhouse	18	382	21.2	30	0
Thomas	2	50	25.0	30	0
Waters	2	18	9.0	18	0
Montgomery	1	15	15.0	15	0
Fugett	1	0	0.0	0	0

COWBOYS	50	1,080	21.6	44	0
Opponents	15	1,272	24.5	55	0

SCORE BY QUARTERS	1	2	3	4	OT	T
COWBOYS	83	101	76	59	0	319
Opponents	25	86	50	79	0	240

FIELD GOALS	7-19	20-29	30-39	40-49	50+
Fritch	6-6	5-5	3-6	5-13	2-6

COWBOYS	6-6	5-5	3-6	5-13	2-6
Opponents	3-4	4-7	4-5	4-15	0-3

Fritsch: (46M), (54,13.8), (46,9), (40,44M,50M,33M), (57M,39M,42M), (13,12,50M), (48M), (25,47M,31), (27,14,50,32M,38), (42,49M), (23), (42M,29,42,50M), (42M,36,26), (43)  
Opponents: (30,42,44M,58M), (45M,24M), (44,26,22,16M,27B,41M), (39,39,50M,41M), (48M,48M), (42,43M,37M), (43M,17), (50B), (34), (47M,42M), (18), (49M), (16), (22M,49,22,26)

SCORING	TDR	TDP	TDR1	FG	PAT	S	TP
Fritsch	0	0	0	21/36	36/36	0	99
Garrison	7	3	0	0/0	0/0	0	60
Hill	6	3	0	0/0	0/0	0	54
Sellers	0	5	0	0/0	0/0	0	30
Montgomery	1	1	1a	0/0	0/0	0	18
Alworth	0	2	0	0/0	0/0	0	12
Morton	2	0	0	0/0	0/0	0	12
Ditka	0	1	0	0/0	0/0	0	6
Newhouse	1	0	0	0/0	0/0	0	6
Niland	0	0	1b	0/0	0/0	0	6
Parks	0	1	0	0/0	0/0	0	6
Waters	0	0	1c	0/0	0/0	0	6

COWBOYS 17 16 3 21/36 36/36 2+319  
Opponents 7 18 3\* 15/34 27/28 0 240

a 54 fumble return vs. San Diego (11/5)  
b fumble recovery in endzone vs. Philadelphia (11/19)  
c 28 interception return vs. St. Louis (11/12)  
+ Bradley tackled in end zone vs. Philadelphia (11/19)  
Smith centered out of end zone vs. Philadelphia (11/19)  
\* Blount 35 fumble return vs. Pittsburgh (10/8)  
Vanderbundt 73 fumble return vs. San Francisco (11/23)  
Vanderbundt 21 interception return vs. San Francisco (11/23)

USUAL STARTERS

WR Ron Sellers(8)	LE Larry Cole(7)
Bob Hayes(6)	Tody Smith(6)
LT Ralph Neely	LT Jethro Pugh
LG John Niland	RT Bob Lilly
C Dave Manders	RE Pat Toomay
RG Blaine Nye	LLB Dave Edwards
RT Rayfield Wright	MLB Lee Roy Jordan
TE Mike Ditka	RLB Chuck Howley
WR Lance Alworth(7)	LCB Herb Adderley
Billy Parks(7)	RCB Mel Renfro
QB Craig Morton	SS Cornell Green
RB Calvin Hill	FS Cliff Harris
FB Walt Garrison	

PASSING	ATT	COMP	YDS	PCT	AVG	TD	PCT	PCT	LG	SKS/YDS	RATING	
Morton	339	185	2,396	54.6	7.07	15	4.4	21	6.2	46	23/179	65.9
Staubach	20	9	98	45.0	4.90	0	0.0	2	10.0	21	8/59	20.4
Hill	3	1	55	33.3	18.33	1	33.0	0	0.0	55	0/0	121.5
Montgomery	3	1	31	33.3	10.33	0	0.0	0	0.0	31	0/0	72.9
Reeves	2	0	0	0.0	0.00	0	0.0	0	0.0	0	0/0	39.6
COWBOYS	367	196	2,580	53.4	7.03	16	4.4	23	6.3	55	31/238	64.3
Opponents	382	187	2,508	49.0	6.57	18	4.7	16	4.2	94	32/268	68.5



1973 ★ DALLAS COWBOYS STATISTICS ★ 1973

RECORD: 10-4  
FIRST PLACE, NFC EAST  
HEAD COACH: TOM LANDRY

Date	W/L	Score	Opponent	Att.
9/16	W	20-17	@ Chicago	55,701
9/24	W	40-3	NEW ORLEANS	53,972
9/30	W	45-10	ST. LOUIS	64,815
10/8	L	7-14	@ Washington	54,314
10/14	L	31-37	@ Los Angeles	81,428
10/21	W	45-28	N.Y. GIANTS	64,898
10/28	L	16-30	@ Philadelphia	65,954
11/4	W	38-10	CINCINNATI	58,802
11/11	W	23-10	@ N.Y. Giants	70,128
11/18	W	31-10	PHILADELPHIA	61,985
11/22	L	7-14	MIAMI	64,100
11/22	W	22-10	@ Denver	51,706
12/9	W	27-7	WASHINGTON	64,458
12/16	W	30-3	@ St. Louis	43,946

1973 DIVISIONAL PLAYOFF

12/23 W 27-16 LOS ANGELES 64,291

1973 NFC CHAMPIONSHIP GAME

12/30 L 10-27 MINNESOTA 64,524

TEAM STATISTICS

	DALLAS	OPP
FIRST DOWNS	281	208
Rushing	139	83
Passing	127	106
Penalty	15	19
Third Down-Made/Att	77/203	67/201
Third Down Efficiency	37.9	33.3
Fourth Down-Made/Att	9/13	4/9
TOTAL NET YARDS	4,751	3,466
Avg. Per Game	339.4	247.6
Total Plays	906	827
Avg. Per Play	5.2	4.2
NET YARDS RUSHING	2,418	1,471
Avg. Per Game	172.7	105.1
Total Rushes	542	435
Avg. Per Rush	4.5	3.4
NET YARDS PASSING	2,333	1,995
Sacked/Yards Lost	43/269	40/306
Gross Yards	2,602	2,301
Attempts/Completions	321/192	352/187
Pct. of Completions	59.8	53.1
Had Intercepted	16	18
PUNTS/AVERAGE	59/41.5	70/39.4
Net Punting Average	37.9	34.9
PUNT RET./AVG.	28/6.2	29/5.2
KICKOFF RET./AVG.	32/22.4	53/24.9
INT./AVG. RET.	18/16.7	16/9.4
PENALTIES/YARDS	83/762	52/516
FUMBLES/BALL LOST	25/12	44/23
TOUCHDOWNS	46	23
Rushing	17	5
Passing	26	15
Returns	3	3
EXTRA POINTS/ATTEMPTS	45/46	23/23
FIELD GOALS/ATTEMPTS	19/30	14/30

PASSING	ATT	COMP	YDS	PCT	AVG	TD	INT	PCT	PCT	LG	SKS/YDS	RATING
Staubach	286	179	2,428	62.6	8.49	3	8.0	15	5.2	53	43/269	94.6
Morton	32	13	174	40.6	5.44	3	9.4	1	3.1	53t	0/0	77.0
Montgomery	1	0	0	0.0	0.00	0	0.0	0	0.0	0	0/0	0.0
Hill	1	0	0	0.0	0.00	0	0.0	0	0.0	0	0/0	0.0
Garrison	1	0	0	0.0	0.00	0	0.0	0	0.0	0	0/0	0.0
COWBOYS	321	192	2,602	59.8	8.11	26	8.1	16	4.9	53t	43/269	92.3
Opponents	352	187	2,301	53.1	6.54	15	4.2	18	5.1	80t	40/306	66.3

RUSHING	ATT	YDS	AVG	LG	TD
Hill	273	1,142	4.2	21	6
Garrison	105	440	4.2	33	6
Newhouse	84	436	5.2	54	1
Staubach	46	250	5.4	18	3
Strayhorn	11	62	5.6	24	1
Fugett	1	34	34.0	34	0
Stowe	3	28	9.3	14	0
Robinson	2	17	8.5	11	0
Pinder	12	15	1.3	5	0
DuPree	2	2	1.0	6	0
Richards	1	2	2.0	2	0
Morton	1	0	0.0	0	0
Montgomery	1	-10	-10.0	-10	0
COWBOYS	542	2,418	4.5	54	17
Opponents	435	1,471	3.4	25	5

RECEIVING	ATT	YDS	AVG	LG	TD
Hill	32	290	9.1	29	0
DuPree	29	392	13.5	40	5
Garrison	26	273	10.5	53	2
Stowe	23	389	16.9	45	6
Pearson	22	388	17.6	40	2
Hayes	22	360	16.4	47	3
Montgomery	14	164	11.7	32t	3
Fugett	9	168	18.7	48t	3
Newhouse	9	87	9.7	38	1
Richards	6	91	15.2	53t	1
COWBOYS	192	2,602	13.6	53t	26
Opponents	187	2,301	12.3	80t	15

INTERCEPTIONS	NO	YDS	AVG	LG	TD
Jordan	6	78	13.0	31t	1
Waters	5	112	22.4	44	0
Renfro	2	65	32.5	35	1
Harris	2	9	4.5	5	0
Toomay	1	35	35.0	35	0
B. Barnes	1	1	1.0	1	0
Washington	1	0	0.0	0	0
COWBOYS	18	300	16.7	44	2
Opponents	16	151	9.4	29	1

PUNTING	NO	YDS	AVG	TBIN20	LG	BL	NET
Bateman	55	2,290	41.6	3	4	62	2 36.2
Montgomery	4	158	39.5	0	0	48	0 38.3
COWBOYS	59	2,448	41.5	3	4	62	2 37.9
Opp.	70	2,756	39.4	7	12	78	2 34.9

PUNT RETURNS	NO	FC	YDS	AVG	LG	TD
Richards	21	18	139	6.6	46	0
Harris	3	3	20	6.7	12	0
Pearson	2	0	13	6.5	13	0
Montgomery	2	0	2	1.0	3	0
COWBOYS	28	21	174	6.2	46	0
Opponents	29	7	152	5.2	59t	1

KICKOFF RETURNS	NO	YDS	AVG	LG	TD
Pearson	7	155	22.1	26	0
Montgomery	6	175	29.2	63	0
Harris	6	148	24.7	33	0
Robinson	4	86	21.5	28	0
Newhouse	3	62	20.7	26	0
Richards	3	44	14.7	20	0
Strayhorn	2	44	22.0	25	0
Walton	1	11	11.0	11	0
Washington	1	0	0.0	0	0
COWBOYS	33	725	22.0	63	0
Opponents	53	1,310	24.9	53	0

SCORE BY QUARTERS	1	2	3	4	OT	T
COWBOYS	73	108	79	122	0	382
Opponents	47	64	33	59	0	203

FIELD GOALS	7-19	20-29	30-39	40-49	50+
Fritsch	10-10	6-7	2-6	0-3	0-2
Clark	0-0	0-1	1-1	0-0	0-0
COWBOYS	10-10	6-8	3-7	0-3	0-2
Opponents	4-5	3-7	6-10	1-6	0-2

Fritsch: (25,36B,11),(27),(24),(39B,38B),(8),(18),  
(1),(34,43M),(13,37,17),(23),(49M,42M),  
(55M,53M,21,18),(30M,9,27),(18,13,26M,  
17)

Clark: (1,0,0,0,0,0),(33,23B),(1,0,0,0,0,0,0,0)  
Opponents: (33),(9,38M,17B),(16,52M),(53B,44,  
30),(49M,27,37,35),(1),(7,21M,37B,35,  
32),(29),(43),(17,48M),(41B),(29),  
(23M,28M,37M),(33,49M)

SCORING	TDR	TOP	TDRt	FG	PAT	S	TP
Fritsch	0	0	0	18/28	43/43	0	97
Garrison	6	2	0	0/0	0/0	0	48
Hill	6	0	0	0/0	0/0	0	36
Stowe	0	6	0	0/0	0/0	0	36
DuPree	0	5	0	0/0	0/0	0	30
Hayes	0	3	0	0/0	0/0	0	18
Staubach	3	0	0	0/0	0/0	0	18
Fugett	0	3	0	0/0	0/0	0	18
Montgomery	0	3	0	0/0	0/0	0	18
Newhouse	1	1	0	0/0	0/0	0	12
Pearson	0	2	0	0/0	0/0	0	12
Lewis	0	0	1a	0/0	0/0	0	6
Jordan	0	0	1b	0/0	0/0	0	6
Richards	0	1	0	0/0	0/0	0	6
Strayhorn	1	0	0	0/0	0/0	0	6
Renfro	0	0	1c	0/0	0/0	0	6
Clark	0	0	0	1/2	1/2	0	4
Bateman	0	0	0	0/1	0/1	0	1
COWBOYS	17	26	3	19/30	45/46	2+	382
Opponents	5	15	3*	14/30	23/23	0	203

a blocked punt recovery in end zone vs. N.Y. Giants (10/21)

b 31 interception return vs. Cincinnati (11/4)

c 30 interception return vs. L.A. Rams (10/14)

\* Barnes tackled O'Neal in end zone on punt vs. New Orleans (9/24)

Barnes tackled Van Heusen in end zone vs. Denver (12/2)

\* Hill 59 punt return vs. Chicago (9/16)

Owens 26 interception return vs. Washington (10/8)

Stone 2 blocked punt return vs. Washington (12/9)

USUAL STARTERS

WR	Bob Hayes	LE	Larry Cole
LT	Ralph Neely	LT	Jethro Pugh
LG	John Niland	RT	Bob Lilly
C	John Fitzgerald	RE	Pat Toomay
RG	Blaine Nye	LLB	Dave Edwards
RT	Ray Field Wright	MLB	Lee Roy Jordan
TE	Billy Joe DuPree	RLB	D.D. Lewis
WR	Otto Stowers(7)	LCB	Charlie Waters
	Drew Pearson(6)	RCB	Mel Renfro
DB	Roger Staubach	SS	Cornell Green
RB	Calvin Hill	FS	Cliff Harris
FB	Walt Garrison(8)		Robert Newhouse(6)









# 1975 ★ DALLAS COWBOYS STATISTICS ★ 1975

**RECORD: 10-4**  
**SECOND PLACE NFC EAST**  
**HEAD COACH: TOM LANDRY**

Date	W/L	Score	Opponent	Att.
9/21	W	18-7	LOS ANGELES	49,091
9/28	W	37-31	ST. LOUIS (OT)	52,417
10/6	W	36-10	@ Detroit	79,784
10/12	W	13-7	@ N.Y. Giants	56,511
10/19	L	17-19	GREEN BAY	64,934
10/26	W	20-17	@ Philadelphia	64,889
11/2	L	24-30	(OT) @ Wash.	55,004
11/10	L	31-34	KANSAS CITY	63,539
11/16	W	34-31	@ New England	60,905
11/23	W	27-17	PHILADELPHIA	57,893
11/30	W	14-3	N.Y. GIANTS	53,329
12/7	L	17-31	@ St. Louis	49,701
12/13	W	31-10	WASHINGTON	61,091
12/21	W	31-21	@ N.Y. Jets	37,279

**1975 DIVISIONAL PLAYOFF**

12/28	W	17-14	@ Minnesota	48,341
-------	---	-------	-------------	--------

**1975 NFC CHAMPIONSHIP GAME**

1/4/76	W	37-7	@ Los Angeles	84,483
--------	---	------	---------------	--------

**SUPER BOWL X**

1/18/76L	17-21	Pittsburgh	80,187
----------	-------	------------	--------

**TEAM STATISTICS**

	DALLAS	OPP
FIRST DOWNS	288	234
Rushing	132	100
Passing	142	113
Penalty	14	21
Third Down-Made/Att.	97/218	84/211
Third Down Efficiency	44.4	39.8
Fourth Down-Made/Att.	4/10	6/11
TOTAL NET YARDS	5,025	3,739
Avg. Per Game	358.9	267.1
Total Plays	986	888
Avg. Per Play	5.1	4.2
NET YARDS RUSHING	2,432	1,699
Avg. Per Game	173.7	121.4
Total Rushes	571	474
Avg. Per Rush	4.3	3.6
NET YARDS PASSING	2,593	2,040
Sacked/Yards Lost	39/242	41/288
Gross Yards	2,835	2,328
Attempts/Completions	376/207	373/162
Pct. of Completions	55.1	43.4
Had Intercepted	17	25
PUNTS/AVERAGE	68/39.4	82/39.6
Net Punting Average	33.2	34.1
PUNT RET./AVG.	32/9.8	37/7.1
KICKOFF RET./AVG.	54/21.4	66/23.9
INT./AVG. RET.	25/13.8	17/11.9
PENALTIES/YARDS	94/715	63/639
FUMBLES/BALL LOST	25/18	43/19
TOUCHDOWNS	41	33
Rushing	17	13
Passing	19	19
Returns	5	1
EXTRA POINTS/ATTEMPTS	38/40	31/32
FIELD GOALS/ATTEMPTS	22/35	13/18

	PASSING	ATT	COMP	YDS	PCT	AVG	ATT	TD	PCT	INT	PCT	INT	LG	SKS/YDS	RATING
Staubach	348	198	2,666	56.9	7.66	17	4.9	16	4.6	62	36/213	78.6			
Longley	23	7	102	30.4	4.43	1	4.3	1	4.5	23	3/29	42.3			
Newhouse	2	1	46	50.0	23.00	1	50.0	0	0.0	46	0/0	95.8			
Hoopes	3	1	21	33.3	7.00	0	0.0	0	0.0	21	0/0	59.0			
COWBOYS	376	207	2,835	55.1	7.54	19	5.1	17	4.5	62	39/242	77.7			
Opponents	373	162	2,328	43.4	6.24	19	5.1	25	6.7	80	41/288	53.4			

RUSHING	ATT	YDS	AVG	LG	TD
Newhouse	209	930	4.4	29	2
P. Pearson	133	509	3.8	32	2
Dennison	111	383	3.5	27	7
Staubach	55	316	5.7	17	4
Young	50	225	4.5	29	2
Richards	3	18	6.0	11	0
Hoopes	1	13	13.0	13	0
Longley	3	12	4.0	7	0
D. Pearson	1	11	11.0	11	0
Laidlaw	3	10	3.3	10	0
DuPree	1	3	3.0	3	0
Fugett	1	2	2.0	2	0
COWBOYS	571	2,432	4.3	32	17
Opponents	474	1,699	3.6	39	13

RECEIVING	ATT	YDS	AVG	LG	TD
D. Pearson	46	822	17.9	46	8
Fugett	38	488	12.8	54	3
Newhouse	34	275	8.1	23	0
P. Pearson	27	351	13.0	49	2
Richards	21	451	21.5	62	4
Young	18	184	10.2	42	1
Laidlaw	11	100	9.1	25	0
DuPree	9	138	15.3	28	1
Dennison	2	5	2.5	4	0
Breunig	1	21	21.0	21	0
COWBOYS	207	2,835	13.7	62	19
Opponents	162	2,318	14.3	80	19

INTERCEPTIONS	NO	YDS	AVG	LG	TD
Jordan	6	80	13.3	38	0
Renfro	4	70	17.5	22	0
Washington	4	26	6.5	23	0
Harris	3	58	19.3	27	1
Waters	3	55	18.3	35	1
Hughes	2	33	16.5	33	1
Peterson	1	19	19.0	19	0
Gregory	1	3	3.0	3	0
Jones	1	2	2.0	2	0
COWBOYS	25	346	13.8	38	3
Opponents	17	203	11.9	31	0

PUNTING	NO	YDS	AVG	TB IN20	LG	BL	NET	
Hoopes	68	2,676	39.4	8	15	55	1	33.2
COWBOYS	68	2,676	39.4	8	15	55	1	33.2
Opp.	82	3,247	39.6	7	20	64	1	34.1

PUNT RETURNS	NO	FC	YDS	AVG	LG	TD
Richards	28	13	288	10.3	43	1
Woolsey	4	2	25	6.3	15	0
COWBOYS	32	15	313	9.8	43	1
Opponents	37	8	261	7.1	34	0

KICKOFF RETURNS	NO	YDS	AVG	LG	TD
P. Pearson	16	391	24.4	42	0
Dennison	13	262	20.2	27	0
Woolsey	12	247	20.6	29	0
Henderson	4	130	32.5	97	1
Young	3	54	18.0	29	0
P. Howard	2	51	25.5	31	0
Breunig	2	13	6.5	7	0
Peterson	1	10	10.0	10	0
Waters	1	0	0.0	0	0
COWBOYS	54	1,158	21.4	97	1
Opponents	66	1,578	23.9	73	0

SCORE BY QUARTERS	1	2	3	4	OT	T
COWBOYS	36	115	88	105	6	350
Opponents	57	68	51	86	6	268

FIELD GOALS	11-19	20-29	30-39	40-49	50+
Fritsch	2-2	13-14	4-9	3-9	0-1
COWBOYS	2-2	13-14	4-9	3-9	0-1
Opponents	0-0	8-10	1-1	3-5	1-2

Fritsch: (32M,25,28M,39,19,31),(40,45B,39M), (21,20,39),(24,22,32M),(50M,24),(20,49M,41M,42),(33,43M,38M),(42B,21),(43,26), (26,45M,20),(37M),(23),(19),(22)  
 Opponents: (1,(28),(21),(1),(24,29),(28),(43,29M,45M),(51,44,54B),(29),(49M,23,22B),(35),(27),(48),(1)

SCORING	TDR	TDP	TDR	FG	PAT	S	TP
Fritsch	0	0	0	22/35	38/40	0	104
D. Pearson	0	8	0	0/0	0/0	0	48
Dennison	7	0	0	0/0	0/0	0	42
Richards	0	4	1a	0/0	0/0	0	30
P. Pearson	2	2	0	0/0	0/0	0	24
Staubach	4	0	0	0/0	0/0	0	24
Fugett	0	3	0	0/0	0/0	0	18
Young	2	1	0	0/0	0/0	0	18
Newhouse	2	0	0	0/0	0/0	0	12
DuPree	0	1	0	0/0	0/0	0	6
Harris	0	0	1b	0/0	0/0	0	6
Henderson	0	0	1c	0/0	0/0	0	6
Hughes	0	0	1d	0/0	0/0	0	6
Waters	0	0	1e	0/0	0/0	0	6
COWBOYS	17	19	5	22/35	38/40	0	350
Opponents	13	19	1*	13/18	31/32	0	268

- a 43 punt return vs. Philadelphia (10/26)
- b 27 interception return vs. Washington (11/2)
- c 97 kickoff return vs. St. Louis (9/28)
- d 33 interception return vs. N.Y. Jets (12/21)
- e 20 interception return vs. Washington (12/13)
- \* Matsuzak fumble recovery in end zone vs. Kansas City (11/10)

**USUAL STARTERS**

WR Golden Richards	LE Ed Jones
LT Ralph Neely	LT Jethro Pugh
LG Burton Lawless(10)	RT Larry Cole(8)
Herb Scott(4)	Bill Gregory(6)
C John Fitzgerald	RE Harvey Martin
RG Blaine Nye	LLB Dave Edwards
RT Rayfield Wright	MLB Lee Roy Jordan
TE Jean Fugett(9)	RLB D.D. Lewis
WR Drew Pearson	LCB Mack Washington
QB Roger Staubach	SS Charlie Waters
RB Preston Pearson(10)	FS Cliff Harris
Doug Dennison(3)	
FB Robert Newhouse	

# HISTORY

## 1976 ★ DALLAS COWBOYS STATISTICS ★ 1976

**RECORD 11-3**  
**FIRST PLACE NFC EAST**  
**HEAD COACH: TOM LANDRY**

Date	W/L	Score	Opponent	Att.
9/12	W 27-7		PHILADELPHIA	54,052
9/19	W 24-6		@ New Orleans	61,413
9/26	W 30-27		BALTIMORE	64,237
10/3	W 28-13		@ Seattle	62,027
10/10	W 24-14		@ N. Y. Giants	76,042
10/17	L 17-21		@ St. Louis	50,317
10/24	W 31-21		CHICAGO	61,346
10/31	W 20-7		@ Washington	55,004
11/7	W 9-3		N.Y. GIANTS	58,870
11/15	W 17-10		BUFFALO	51,779
11/21	L 10-17		@ Atlanta	54,992
11/25	W 19-14		ST. LOUIS	62,498
12/5	W 26-7		@ Philadelphia	55,072
12/12	L 14-27		WASHINGTON	59,916

### 1976 DIVISIONAL PLAYOFF

12/19	L	12-14	LOS ANGELES	62,436
-------	---	-------	-------------	--------

### TEAM STATISTICS

	DALLAS	OPP
FIRST DOWNS	269	246
Rushing	111	113
Passing	140	111
Penalty	18	22
Third Down-Made/Att.	98/220	81/213
Third Down Efficiency	44.5	38.0
Fourth Down-Made/Att.	9/14	8/16
TOTAL NET YARDS	4,884	3,730
Avg. Per Game	348.9	266.4
Total Plays	958	919
Avg. Per Play	5.1	4.1
NET YARDS RUSHING	2,147	1,821
Avg. Per Game	153.4	130.1
Total Rushes	538	484
Avg. Per Rush	4.0	3.8
NET YARDS PASSING	2,737	1,909
Sacked/Yards Lost	30/230	44/327
Gross Yards	2,967	2,236
Attempts/Completions	390/222	391/187
Pct. of Completions	56.9	47.8
Had Intercepted	13	16
PUNTS/AVERAGE	72/38.0	92/40.0
Net Punting Average	31.2	31.7
PUNT RET./AVG.	45/10.9	28/9.0
KICKOFF RET./AVG.	42/24.5	62/20.6
INT./AVG. RET.	16/8.3	13/11.9
PENALTIES/YARDS	94/761	71/643
FUMBLES/BALL LOST	26/16	32/12
TOUCHDOWNS	34	25
Rushing	16	12
Passing	17	12
Returns	1	1
EXTRA POINTS/ATTEMPTS	34/34	23/25
FIELD GOALS/ATTEMPTS	18/23	7/12

RUSHING	ATT	YDS	AVG	LG	TD
Dennisson	153	542	3.5	14	6
Newhouse	116	450	3.9	24	3
Laidlaw	94	424	4.5	28	3
P. Pearson	68	233	3.4	21	1
Young	48	208	4.3	24	0
Staubach	43	184	4.3	18	0
DuPree	7	50	7.1	13	0
D. Pearson	2	20	10.0	11	0
Saldi	1	19	19.0	19	0
D. White	6	17	2.8	14	0
COWBOYS	538	2,147	4.0	28	16
Opponents	484	1,821	3.8	35	12

RECEIVING	NO	YDS	AVG	LG	TD
D. Pearson	58	806	13.9	40	6
DuPree	42	680	16.2	38	2
Laidlaw	38	325	8.6	26	1
P. Pearson	23	316	13.7	30	2
Richards	19	414	21.8	56	3
Newhouse	15	86	5.7	16	0
Young	11	134	12.2	25	1
Dennisson	8	67	8.4	33	0
Johnson	5	84	16.8	43	2
Barnes	1	43	43.0	43	0
Reece	1	6	6.0	6	0
Saldi	1	6	6.0	6	0
COWBOYS	222	2,967	13.4	56	17
Opponents	187	2,236	12.0	54	12

INTERCEPTIONS	NO	YDS	AVG	LG	TD
Washington	4	49	12.3	22	0
Harris	3	32	10.7	29	0
Renfro	3	23	7.7	23	0
Waters	3	6	2.0	5	0
Barnes	1	23	23.0	23	0
Hughes	1	0	0.0	0	0
Martin	1	0	0.0	0	0
COWBOYS	16	133	8.3	29	0
Opponents	13	155	11.9	37	1

PUNTING	NO	YDS	AVG	TB	IN20	LG	BL	NET
D. White	70	2,690	38.4	12	13	54	0	31.4
Herrera	2	49	24.5	0	2	27	0	24.5
COWBOYS	72	2,739	38.0	12	15	54	0	31.2
Opp.	92	3,681	40.0	14	16	58	2	31.7

PUNT RETURNS	NO	FC	YDS	AVG	LG	TD
Johnson	45	11	489	10.9	55	0
Waters	0	1	0	0.0	0	0
COWBOYS	45	12	489	10.9	55	0
Opponents	28	9	252	9.0	59	0

KICKOFF RETURNS	NO	YDS	AVG	LG	TD
Johnson	28	693	24.8	74	0
Jensen	13	313	24.1	35	0
Saldi	1	9	9.0	9	0
Henderson	0	12	12.0	12	0
COWBOYS	42	1,027	24.5	74	0
Opponents	62	1,275	20.6	35	0

SCORE BY QUARTERS	1	2	3	4	OT	T
COWBOYS	49	117	65	65	0	296
Opponents	17	58	34	85	0	194

FIELD GOALS	11-19	20-29	30-39	40-49	50+
Herrera	1-1	8-8	6-8	3-5	0-1
COWBOYS	1-1	8-8	6-8	3-5	0-1
Opponents	1-1	5-5	1-2	0-3	0-1

Herrera: (37,46),(25),(37,18,32),(508,39M),(24,44M),(35),(22),(37,21),(22,30,20),(31M,43),(23),(41M,42),(21),(1)  
 Opponents: (45M),(55M),(44M,30,24),(1),(24B),(1),(1),(19),(44M,22),(21),(1),(1),(25,27)

SCORING	TDR	TDP	TDR1	FG	PAT	S	TP
Herrera	0	0	0	18/23	34/34	0	88
D. Pearson	0	6	1a	0/0	0/0	0	42
Dennisson	6	0	0	0/0	0/0	0	36
Laidlaw	3	1	1	0/0	0/0	0	24
Newhouse	3	0	0	0/0	0/0	0	18
P. Pearson	1	2	0	0/0	0/0	0	18
Richards	0	3	0	0/0	0/0	0	18
Staubach	3	0	0	0/0	0/0	0	18
DuPree	0	2	0	0/0	0/0	0	12
Johnson	0	2	0	0/0	0/0	0	12
Young	0	1	0	0/0	0/0	0	6
Henderson	0	0	0	0/0	0/0	1+	2
Kyle	0	0	0	0/0	0/0	1\$	2
COWBOYS	16	17	1	18/23	34/34	2	296
Opponents	12	12	1*	7/12	23/25	0	194

a Fumble recovery in end zone vs. New Orleans (9/19)

+ Blocked punt out of end zone vs. St. Louis (11/25)

\$ Blocked punt out of end zone vs. Philadelphia (12/5)

\* Hartenstein 12 interception return vs. Chicago (10/24)

### USUAL STARTERS

WR Golden Richards(9)	LE Ed Jones
Jay Saldi(3)	LT Jethro Pugh
LT Ralph Neely	RT Larry Cole(8)
LG Herb Scott(10)	Bill Gregory(6)
Burton Lawless(4)	RE Harvey Martin
C. John Fitzgerald	LLB Bob Breunig
RG Blaine Nye	MLB Lee Roy Jordan
RT Rayfield Wright	RLB D.D. Lewis
TE Billy Joe DuPree	LCB Benny Barnes
WR Drew Pearson	RCB Mel Rentro(9)
QB Roger Staubach	Mark Washington(5)
RB Doug Dennisson	SS Charlie Waters
FB Scott Laidlaw(7)	FS Cliff Harris
Robert Newhouse(7)	

	PASSING	ATT	COMP	YDS	PCT	AVG		TD	PCT	PCT	LG	SKS/YDS	RATING
						ATT	YDS						
Staubach	369	208	2,715	56.4	10.65	14	3.8	11	3.0	53	29/215	79.9	
D. White	20	13	213	65.0	16.38	2	10.0	2	10.0	56	1/15	94.4	
D. Pearson	1	1	39	100.0	39.00	1	100.0	0	0.0	39	0/0	118.8	
COWBOYS	390	222	2,967	56.9	7.61	17	4.4	13	3.3	56	30/230	82.1	
Opponents	391	187	2,236	47.8	5.72	12	3.1	16	4.1	54	44/327	59.0	



1977 ★ DALLAS COWBOYS STATISTICS ★ 1977

RECORD: 12-2  
FIRST PLACE NFC EAST  
HEAD COACH: TOM LANDRY

Date	W/L	Score	Opponent	Att.
9/18	W	16-10	@ Minnesota (OT)	47,678
9/25	W	41-21	N.Y. GIANTS	64,215
10/2	W	23-7	TAMPA BAY	55,316
10/9	W	30-24	@ St. Louis	50,129
10/16	W	34-16	WASHINGTON	62,115
10/23	W	16-10	@ Philadelphia	65,507
10/30	W	37-0	DETROIT	63,160
11/6	W	24-10	@ N. Y. Giants	74,532
11/14	L	17-24	ST. LOUIS	64,038
11/20	L	13-28	@ Pittsburgh	49,761
11/27	W	14-7	@ Washington	55,031
12/4	W	24-14	PHILADELPHIA	60,289
12/12	W	42-36	@ San Francisco	55,848
12/18	W	14-6	DENVER	63,752

1977 DIVISIONAL PLAYOFF

12/26	W	37-7	CHICAGO	62,920
-------	---	------	---------	--------

1977 NFC CHAMPIONSHIP GAME

1/1/78	W	23-6	MINNESOTA	61,968
--------	---	------	-----------	--------

SUPER BOWL XII

(New Orleans)

1/15/78W	27-10	Denver	76,400
----------	-------	--------	--------

TEAM STATISTICS

	DALLAS	OPP
FIRST DOWNS	272	205
Rushing	118	88
Passing	136	94
Penalty	18	23
Third Down-Made/Att	90/213	69/207
Third Down Efficiency	42.3	33.3
Fourth Down-Made/Att	3/5	10/16
TOTAL NET YARDS	4,812	3,213
Avg. Per Game	343.7	229.5
Total Plays	969	880
Avg. Per Play	5.0	3.7
NET YARDS RUSHING	2,369	1,651
Avg. Per Game	169.2	117.9
Total Rushes	564	457
Avg. Per Rush	4.2	3.6
NET YARDS PASSING	2,443	1,562
Sacked/Yards Lost	33/246	53/429
Gross Yards	2,689	1,991
Attempts/Completions	372/215	370/154
Pct. of Completions	57.8	41.6
Had Intercepted	10	21
PUNTS/AVERAGE	83/38.7	103/37.1
Net Punting Average	32.4	31.1
PUNT RET./AVG.	61/8.9	36/7.8
KICKOFF RET./AVG.	44/24.3	71/22.7
INT./AVG. RET.	21/10.9	10/18.4
PENALTIES/YARDS	106/865	78/731
FUMBLES/BALL LOST	26/14	22/10
TOUCHDOWNS	42	26
Rushing	21	9
Passing	18	14
Returns	3	3
EXTRA POINTS/ATTEMPTS	39/41	26/26
FIELD GOALS/ATTEMPTS	18/29	10/15
AVG. TIME OF POSS.	32:37	27:23

	PASSING	ATT	COMP	YDS	PCT	AVG	ATT	TD	PCT	PCT	INT	LG	SKS/YDS	RATING
Staubach	361	210	2,620	58.2	7.26	18	5.0	9	2.5	67	30/219	87.1		
D. White	10	4	35	40.0	3.50	0	0.0	1	10.0	12	2/15	45.8		
Dorsett	1	1	34	100.0	34.00	0	0.0	0	0.0	34	0/0	118.8		
Watters	0	0	0	0.0	0.00	0	0.0	0	0.0	0	1/12	42.3		
COWBOYS	372	215	2,689	57.8	7.23	18	4.8	10	2.7	67	33/246	85.1		
Opponents	370	154	1,991	41.6	5.38	14	3.8	21	5.7	60	53/429	48.0		

RUSHING	ATT	YDS	AVG	LG	TD
Dorsett	208	1,007	4.8	84	12
Newhouse	180	721	4.0	29	3
P. Pearson	89	341	3.8	22	1
Staubach	51	171	3.4	33	3
Denison	12	60	5.0	17	1
Brinson	8	28	3.5	20	1
D. Pearson	2	22	11.0	11	0
Laidlaw	9	15	1.7	8	0
DuPree	3	9	3.0	7	0
D. White	1	-2	-2.0	-2	0
Johnson	1	-3	-3.0	-3	0
COWBOYS	564	2,369	4.2	84	21
Opponents	457	1,651	3.6	62	9

RECEIVING	ATT	YDS	AVG	LG	TD
D. Pearson	48	870	18.1	67	2
P. Pearson	46	535	11.6	36	4
Dorsett	29	273	9.4	23	1
DuPree	28	347	12.4	23	3
Richards	17	225	13.2	50	3
Newhouse	16	106	6.6	41	1
Johnson	12	135	11.3	22	1
Saldi	11	108	9.8	23	2
Laidlaw	5	60	12.0	18	1
Hill	2	21	10.5	12	0
Denison	1	9	9.0	9	0
COWBOYS	215	2,689	12.5	67	18
Opponents	154	1,991	12.9	60	14

INTERCEPTIONS	NO	YDS	AVG	LG	TD
Harris	5	7	1.4	7	0
Henderson	3	79	26.3	79	1
Waters	3	11	3.7	6	0
Washington	2	32	16.0	21	0
Renfro	2	28	14.0	25	0
Hughes	2	19	9.5	11	0
Lewis	1	29	29.0	29	0
Breung	1	15	15.0	15	0
Kyle	1	9	9.0	9	0
Hegman	1	0	0.0	0	0
COWBOYS	21	229	10.9	79	1
Opponents	10	184	18.4	48	0

PUNTING NO	YDS	AVG	TB	IN20	LG	BL	NET
D. White	81	3,171	39.6	10	25	57	1 33.2
Herrera	2	44	22.0	0	2	28	0 22.0
COWBOYS	83	3,215	38.7	10	27	57	1 32.4
Opp.	103	3,825	37.1	4	10	65	0 31.1

PUNT RETURNS	NO	FC	YDS	AVG	LG	TD
Johnson	50	15	423	8.5	38	0
Hill	10	1	124	12.4	29	0
Harris	1	0	-2	-2.0	-2	0
COWBOYS	61	16	545	8.9	38	0
Opponents	36	8	280	7.8	68	1

KICKOFF RETURNS	NO	YDS	AVG	LG	TD
Johnson	22	536	24.4	64	0
Brinson	17	409	24.1	41	0
Hill	3	64	21.3	29	0
Denison	1	30	30.0	30	0
Henderson	1	8	8.0	8	0
DuPree	0	24	24.0	24	0
COWBOYS	44	1,071	24.3	64	0
Opponents	71	1,614	22.7	48	0

SCORE BY QUARTERS	1	2	3	4	OT	T
COWBOYS	64	129	53	93	6	345
Opponents	33	73	69	37	0	212

FIELD GOALS	11-19	20-29	30-39	40-49	50+
Herrera	2-2	5-7	4-8	6-11	1-1
COWBOYS	2-2	5-7	4-8	6-11	1-1
Opponents	0-0	3-3	4-5	1-4	2-3

Herrera: (40.27M), (37.41.388), (32.31M.19.20), (29.46M.40.44), (44B.44.52), (34M.49M.18), (21.45.30), (35), (21), (.), (24), (49M), (38M.35M.28M)

Opponents: (31M.35), (.), (32), (25.40.53), (32), (.), (50M.51), (26), (.), (41M.40M.43M), (.), (.), (22.37)

SCORING	TDR	TDP	TDR1	FG	PAT	\$	TP
Herrera	0	0	0	18/29	39/41	0	93
Dorsett	12	1	0	0/0	0/0	0	78
P. Pearson	1	4	0	0/0	0/0	0	30
Newhouse	3	1	0	0/0	0/0	0	24
DuPree	0	3	0	0/0	0/0	0	18
Richards	0	3	0	0/0	0/0	0	18
Saldi	0	2	1a	0/0	0/0	0	18
Staubach	3	0	0	0/0	0/0	0	18
D. Pearson	0	2	0	0/0	0/0	0	12
Brinson	1	0	0	0/0	0/0	0	6
Denison	1	0	0	0/0	0/0	0	6
Henderson	0	0	1b	0/0	0/0	0	6
Harris	0	1	0	0/0	0/0	0	6
Laidlaw	0	1	0	0/0	0/0	0	6
Waters	0	0	1c	0/0	0/0	0	6
COWBOYS	21	18	3	18/29	39/41	0	345
Opponents	9	14	3*	10/15	26/26	0	212

a 8 fumble return vs. N. Y. Giants (11/6)  
b 79 interception return vs. Tampa Bay (10/2)  
c 17 blocked punt return vs. Philadelphia (10/23)  
\* Hammond 68 punt return vs. N. Y. Giants (9/25)  
Wood 37 fumble return vs. Tampa Bay (10/2)  
Davis 35 fumble return vs. St. Louis (10/9)

USUAL STARTERS

WR Golden Richards	LE Ed Jones
LT Ralph Neely	LT Jethro Pugh
LG Herb Scott(10)	RT Randy White
Burton Lawless(4)	RE Harvey Martin
C John Fitzgerald	LLB Thomas Henderson
RG Tom Raftery	MLB Bob Breung
RT Pat Donovan	RLB D.D. Lewis
TE Billy Joe DuPree	LCS Benny Barnes
WR Drew Pearson	RCB Aaron Kyle(10)
QB Roger Staubach	Mark Washington(4)
RB Preston Pearson(10)	SS Charlie Waters
Tony Dorsett(4)	FS Cliff Harris
FB Robert Newhouse	



## 1978 ★ DALLAS COWBOYS STATISTICS ★ 1978

RECORD: 12-4  
FIRST PLACE, NFC EAST  
HEAD COACH: TOM LANDRY

Date	W/L	Score	Opponent	Att.
9/4	W	38-0	BALTIMORE	64,224
9/10	W	34-24	@ N.Y. Giants	73,265
9/17	L	14-27	@ Los Angeles	65,749
9/24	W	21-12	ST. LOUIS	62,760
10/2	L	5-9	@ Washington	55,031
10/8	W	24-3	N. Y. GIANTS	63,420
10/15	W	24-21	@ St. Louis (OT)	48,991
10/22	W	14-7	PHILADELPHIA	60,525
10/26	L	10-21	MINNESOTA	61,848
11/5	L	16-23	@ Miami	69,414
11/12	W	42-14	@ Green Bay	55,256
11/19	W	27-7	NEW ORLEANS	57,920
11/23	W	37-10	WASHINGTON	64,905
12/3	W	17-10	NEW ENGLAND	63,263
12/10	W	31-13	@ Philadelphia	64,667
12/17	W	30-7	@ N.Y. Jets	52,532

## 1978 DIVISIONAL PLAYOFF

12/30 W 27-20 ATLANTA 60,338

## 1978 NFC CHAMPIONSHIP GAME

1/7/79 W 28-0 @ Los Angeles 67,470

## SUPER BOWL XIII

(Miami)

1/21/79 L 31-35 Pittsburgh 78,656

## TEAM STATISTICS

	DALLAS	OPP
FIRST DOWNS	342	232
Rushing	146	83
Passing	167	128
Penalty	29	21
Third Down-Made/Att.	118/235	78/220
Third Down Efficiency	50.2	35.5
Fourth Down-Made/Att.	4/8	8/13
TOTAL NET YARDS	5,969	4,009
Avg. Per Game	372.4	250.6
Total Plays	1,107	967
Avg. Per Play	5.4	4.1
NET YARDS RUSHING	2,783	1,721
Avg. Per Game	173.9	107.6
Total Rushes	625	477
Avg. Per Rush	4.5	3.6
NET YARDS PASSING	3,176	2,288
Sacked/Yards Lost	33/229	58/442
Gross Yards	3,405	2,730
Attempts/Completions	449/251	432/202
Pct. of Completions	55.9	46.8
Had Intercepted	17	23
PUNTS/AVERAGE	77/39.9	108/39.2
Net Punting Average	33.1	32.4
PUNT RET.AVG.	63/8.0	40/7.8
KICKOFF RET.AVG.	47/19.1	73/23.4
INT./AVG. RET.	23/13.7	17/10.4
PENALTIES/YARDS	96/816	95/783
FUMBLES/BALL LOST	36/18	27/13
TOUCHDOWNS	48	25
Rushing	22	13
Passing	25	11
Returns	1	1
EXTRA POINTS/ATTEMPTS	46/48	23/25
FIELD GOALS/ATTEMPTS	16/26	11/22
AVG. TIME OF POSS.	32:24	27:36

RUSHING	ATT	YDS	AVG	LG	TD
Dorsett	290	1,325	4.6	63	7
Newhouse	140	584	4.2	24	8
Laidlaw	75	312	4.2	59	3
Staubach	42	182	4.3	23	1
P. Pearson	25	104	4.2	18	0
Brinson	18	96	5.3	39†	2
Dennison	14	75	5.4	23	1
Blackwell	9	37	4.1	13	0
D. Pearson	3	29	9.7	33	0
Hill	3	17	5.7	14	0
DuPree	1	15	15.0	15	0
D. White	5	7	1.4	4	0
COWBOYS	625	2,783	4.5	63	22
Opponents	477	1,721	3.6	52†	13

RECEIVING	NO	YDS	AVG	LG	TD
P. Pearson	47	526	11.2	34	0
Hill	46	823	17.9	54	6
D. Pearson	44	714	16.2	53†	3
Dorsett	37	378	10.2	91†	2
DuPree	34	509	15.0	38	9
Newhouse	20	176	8.8	24	2
Johnson	12	155	12.9	23	0
Laidlaw	6	108	18.0	44†	1
Saldi	3	8	2.7	5	2
Dennison	1	6	6.0	6	0
Richards	1	2	2.0	2	0
COWBOYS	251	3,405	13.6	91†	25
Opponents	202	2,730	13.5	51	11

INTERCEPTIONS	NO	YDS	AVG	LG	TD
Barnes	5	72	14.4	38	0
Waters	4	61	15.3	22	0
Harris	4	26	6.5	23	0
Kyle	3	20	6.7	17	0
Hughes	2	80	40.0	56	0
Thurman	2	35	17.5	23	0
Cole	1	13	13.0	13	0
Martin	1	7	7.0	7	0
Breunig	1	2	2.0	2	0
COWBOYS	23	316	13.7	56	0
Opponents	17	176	10.4	43†	1

PUNTING	NO	YDS	AVG	TB2IN	LG	BL	NET
D. White	77	3,076	39.9	11	16	56	1 33.1
COWBOYS	77	3,076	39.9	11	16	56	1 33.1
Opp.	108	4,257	39.4	13	16	61	0 32.4

PUNT RETURNS	NO	FC	YDS	AVG	LG	TD
Johnson	51	12	401	7.9	23	0
Hill	11	0	101	9.2	20	0
Thurman	1	0	0	0.0	0	0
COWBOYS	63	12	502	8.0	23	0
Opponents	40	13	311	7.8	38	0

KICKOFF RETURNS	NO	YDS	AVG	LG	TD
Johnson	29	603	20.8	56	0
Brinson	6	93	15.5	31	0
Blackwell	3	70	23.3	31	0
Dennison	3	63	21.0	24	0
Thurman	3	42	14.0	20	0
R. White	1	15	15.0	15	0
Lawless	1	10	10.0	10	0
Saldi	1	0	0.0	0	0
COWBOYS	47	896	19.1	56	0
Opponents	73	1,709	23.4	57	0

PASSING	ATT	COMP	YDS	PCT	AVG	PCT	INT	INT	LG	SKS/YDS	RATING	
Staubach	413	231	3,190	55.9	7.72	25	6.1	16	3.9	91†	32/219	84.9
D. White	34	20	215	58.8	6.32	0	0.0	1	2.9	35	1/10	65.3
Hill	1	0	0	0.0	0.00	0	0.0	0	0.0	0	0/0	39.6
Dorsett	1	0	0	0.0	0.00	0	0.0	0	0.0	0	0/0	42.3
COWBOYS	449	251	3,405	55.9	7.58	25	5.6	17	3.8	91†	33/229	83.1
Opponents	432	202	2,730	46.8	6.32	11	2.5	23	5.3	51	58/442	53.7

SCORE BY QUARTERS	1	2	3	4	OT	T
COWBOYS	58	121	118	84	3	384
Opponents	83	43	25	57	0	208

FIELD GOALS	11-19	20-29	30-39	40-49	50+
Septien	2-3	8-8	3-5	6-11	0-0
COWBOYS	2-3	8-8	3-5	6-11	0-0
Opponents	0-0	3-3	3-7	4-10	1-2

Septien: (18M,45M,48), (49M), (19), (22), (49M,47), (40M), (25), (30,39,24), (33M), (47M,24,26), (33,21,38M,44), (26), (44M, 18,43M), (22)  
Opponents: (37M), (42), (47M), (23,47M,44B,42M), (52,42,27), (37), (33M), (1), (47M), (45,23, 33), (1), (1), (48,53), (46B,30,36B,39M), (1), (1)

SCORING	TOR	TDP	TDR	FG	PAT	S	TP
Septien	0	0	0	16/26	46/47	0	94
Dorsett	7	2	1a	0/0	0/0	0	60
Newhouse	8	2	0	0/0	0/0	0	60
DuPree	0	9	0	0/0	0/0	0	54
Hill	0	6	0	0/0	0/0	0	36
Laidlaw	3	1	0	0/0	0/0	0	24
D. Pearson	0	3	0	0/0	0/0	0	18
Brinson	2	0	0	0/0	0/0	0	12
Saldi	0	2	0	0/0	0/0	0	12
Dennison	1	0	0	0/0	0/0	0	6
Staubach	1	0	0	0/0	0/0	0	6
Waters	0	0	0	0/0	0/0	1+ 2	
COWBOYS	22	25	1	16/26	46/48	1	384
Opponents	13	11	1*	11/22	23/25	1	#282

a 54 fumble return vs. N. Y. Jets (12/17)

+ sacked Theismann in end zone vs. Washington (10/2)

\* Perry 43 interception return vs. Los Angeles (9/17)

# Thaxton blocked punt out of end zone vs. St. Louis (9/24)

% missed PAT @ N.Y. Giants (9/10)

‡ fumbled snap on PAT @ N.Y. Jets (12/17)

## USUAL STARTERS

WR Tony Hill	LE Ed Jones
LT Pat Donovan	LT Jethro Pugh(13)
LG Herb Scott	Larry Cole(3)
C John Fitzgerald	RT Randy White
RG Tom Rafferty	RE Harvey Martin
RT Rayfield Wright(11)	LLB Tomas Henderson
Andy Frederick(3)	MLB Bob Breunig
TE Billy Joe DuPree	RLB D.D. Lewis
WR Drew Pearson	LCB Benny Barnes
QB Roger Staubach	RCB Aaron Kyle
RB Tony Dorsett	SS Charlie Waters
FB Robert Newhouse(12)	FS Cliff Harris
Scott Laidlaw(4)	



1979 ★ DALLAS COWBOYS STATISTICS ★ 1979

Record: 11-5  
First Place, NFC East  
Head Coach: Tom Landry

Date	W/L	Score	Opponent	Att.
9/2	W	22-21	@ St. Louis	50,855
9/9	W	21-13	@ San Francisco	56,728
9/16	W	24-20	CHICAGO	64,056
9/24	L	7-26	@ Cleveland	80,123
9/30	W	38-13	CINCINNATI	63,179
10/7	W	36-20	@ Minnesota	47,572
10/14	W	30-6	LOS ANGELES	64,462
10/21	W	22-13	ST. LOUIS	64,300
10/28	L	3-14	@ Pittsburgh	50,199
11/4	W	16-14	@ N. Y. GIANTS	76,490
11/12	L	21-31	PHILADELPHIA	62,417
11/18	L	20-34	@ Washington	55,031
11/22	L	24-30	HOUSTON	63,897
12/2	W	28-7	N. Y. GIANTS	63,787
12/8	W	24-17	@ Philadelphia	71,434
12/16	W	35-34	WASHINGTON	62,867

1979 DIVISIONAL PLAYOFF

12/30	L	19-21	LOS ANGELES	64,792
-------	---	-------	-------------	--------

TEAM STATISTICS

	DALLAS	OPP
FIRST DOWNS	339	259
Rushing	122	105
Passing	195	135
Penalty	22	19
Third Down-Made/Att	120/241	80/228
Third Down Efficiency	49.8	35.1
Fourth Down-Made/Att	2/9	5/11
TOTAL NET YARDS	5,968	4,586
Avg. Per Game	373.0	286.6
Total Plays	1,122	978
Avg. Per Play	5.3	4.7
NET YARDS RUSHING	2,375	2,115
Avg. Per Game	148.4	132.2
Total Rushes	578	500
Avg. Per Rush	4.1	4.2
NET YARDS PASSING	3,593	2,471
Sacked/Yards Lost	41/290	43/362
Gross Yards	3,883	2,833
Attempts/Completions	503/287	435/207
Pct. of Completions	57.1	47.6
Had Intercepted	13	13
PUNTS/AVERAGE	76/41.7	96/40.8
Net Punting Average	36.0	35.7
PUNT RET./AVG	51/6.5	34/7.4
KICKOFF RET./AVG	68/19.4	68/23.2
INT./AVG. RET.	13/14.8	13/8.8
PENALTIES/YARDS	100/845	70/704
FUMBLES/BALL LOST	33/21	20/10
TOUCHDOWNS	45	38
Rushing	15	15
Passing	29	21
Returns	1	2
EXTRA POINTS/ATTEMPTS	40/45	34/38
FIELD GOALS/ATTEMPTS	19/29	17/27
AVG. TIME OF POSS.	32:57	27:03

	PASSING	ATT	COMP	YDS	PCT	AVG	PCT	INT	PCT	LG	SKS/YDS	RATING
Staubach	461	267	3,586	57.9	7.78	27	5.9	11	2.4	75t	36/240	92.4
D. White	39	19	267	48.7	6.85	1	2.6	2	5.1	45	4/46	58.6
Springs	3	1	30	33.0	10.00	1	33.0	0	0.0	30t	1/4	111.0
COWBOYS	503	287	3,883	57.1	7.72	29	5.8	13	2.6	75t	41/290	90.3
Opponents	435	207	2,833	47.6	6.51	21	4.8	13	3.0	64t	43/362	72.4

RUSHING	ATT	YDS	AVG	LG	TD
Dorsett	250	1,107	4.4	41	6
Newhouse	124	449	3.6	21	3
Springs	67	248	3.7	15	2
Laidlaw	69	236	3.4	15	3
Staubach	37	172	4.5	20	0
Brinson	14	48	3.6	10	0
D. Pearson	3	27	9.0	16	0
D. White	1	25	25.0	25	0
DuPree	2	19	9.5	20	0
Hill	2	18	9.9	12	0
P. Pearson	7	14	2.0	11	1
Johnson	1	13	13.0	13	0
Saldi	1	-1	-1.0	-1	0
COWBOYS	578	2,375	4.1	41	15
Opponents	500	2,115	4.2	76r	15

RECEIVING	ATT	YDS	AVG	LG	TD
Hill	60	1,062	17.7	75t	10
D. Pearson	55	1,026	18.7	56t	8
Dorsett	45	375	8.3	32	1
DuPree	29	324	11.2	33	5
P. Pearson	26	333	12.8	26t	1
Springs	25	251	10.0	27	1
Saldi	14	181	12.9	23t	1
Laidlaw	12	59	4.9	12	0
Newhouse	7	55	7.9	21t	1
Johnson	6	105	17.5	28	1
Cosbie	5	36	7.2	12	0
Wilson	3	76	25.3	45	0
COWBOYS	287	3,883	13.5	75t	29
Opponents	207	2,833	13.7	64t	21

INTERCEPTIONS	NO	YDS	AVG	LG	TD
Hughes	2	91	45.5	68	0
Harris	2	35	17.5	20	0
Barnes	2	20	10.0	11	0
Lewis	2	8	4.0	5	0
Kyle	2	0	0.0	0	0
Mitchell	1	36	36.0	36	0
Thornton	1	3	3.0	3	0
Thurman	1	0	0.0	0	0
COWBOYS	13	193	14.8	68	0
Opponents	13	114	8.8	39t	1

PUNTING	NO	YDS	AVG	TB IN20	LG	BL	NET
D. White	76	3,168	41.7	9	21	73	0 36.0
COWBOYS	76	3,168	41.7	9	21	73	0 36.0
Opp.	96	3,921	40.8	8	17	72	0 35.7

PUNT RETURNS	NO	FC	YDS	AVG	LG	TD
Wilson	35	12	236	6.8	13	0
Manning	10	2	55	5.5	17	0
Hill	6	1	43	7.2	12	0
COWBOYS	51	15	334	6.5	17	0
Opponents	34	18	252	7.4	31	0

KICKOFF RETURNS	NO	YDS	AVG	LG	TD
Springs	38	780	20.5	70	0
Wilson	19	328	17.2	26	0
Manning	7	145	20.7	47	0
Brinson	2	29	14.5	17	0
Hill	1	32	32.0	32	0
Huther	1	8	8.0	8	0
COWBOYS	68	1,322	19.4	70	0
Opponents	68	1,580	23.2	106t	1

SCORE BY QUARTERS	1	2	3	4	OT	T
COWBOYS	73	102	87	109	0	371
Opponents	87	88	60	78	0	313

FIELD GOALS 11-19	20-29	30-39	40-49	50+	
Septien	0-0	7-7	7-11	3-8	2-3
COWBOYS	0-0	7-7	7-11	3-8	2-3
Opponents	0-0	4-4	4-6	7-13	2-4
Septien	(37,50M,24,27),(23,51),(46,43M),(34B,47M),(26,34),(32),(51,41,47M,29),(32M),(26,37,22),(47M),(34,37),(44),(34M,31M,46M),(40),(1)				
Opponents	(60M),(30,35M,44),(1),(48,38),(37,35),(42,41),(51,41,48M,40B),(32M),(48M),(45M,59,52M,45M),(44M,46,45),(27),(1),(27),(24,24)				

SCORING	TDR	TDP	TDR1	FG	PAT	S	TP
Septien	0	0	0	19/29	40/44	0	97
Hill	0	10	0	0/0	0/0	0	60
D. Pearson	0	8	0	0/0	0/0	0	48
Dorsett	6	1	0	0/0	0/0	0	42
DuPree	0	5	0	0/0	0/0	0	30
Newhouse	3	1	0	0/0	0/0	0	24
Laidlaw	3	0	0	0/0	0/0	0	18
Springs	2	1	0	0/0	0/0	0	18
P. Pearson	1	1	0	0/0	0/0	0	12
Barnes	0	0	1a	0/0	0/0	0	6
Johnson	0	1	0	0/0	0/0	0	6
Saldi	0	1	0	0/0	0/0	0	6
COWBOYS	15	29	1	19/29	40/45	0	371
Opponents	15	21	2*	17/27	34/38	0	313

a 33 fumble return vs. Minnesota (10/7)  
\* Darden 39 interception return vs. Cleveland (9/24)  
Green 108 kickoff return vs. St. Louis (10/21)

USUAL STARTERS

WR Tony Hill	LE Larry Cole(12)
LT Pat Donovan	John Dutton(4)
LG Herb Scott	LT Dave Stalls(12)
C John Fitzgerald	Larry Cole(4)
RT Tom Rafferty	RT Randy White
RT Jim Cooper(11)	RE Harvey Martin
Rayfield Wright(5)	LLB Thomas Henderson(10)
TE Billy Joe DuPree	Mike Hegman(5)
WR Drew Pearson	MLB Bob Breung
QB Roger Staubach	RLB D.D. Lewis
RB Tony Dorsett	LCB Benny Barnes
FB Robert Newhouse(12)	RCB Aaron Kyle
Scott Laidlaw(3)	SS Randy Hughes
	FS Cliff Harris



## 1980 ★ DALLAS COWBOYS STATISTICS ★ 1980

RECORD: 12-4  
SECOND PLACE, NFC EAST  
HEAD COACH: TOM LANDRY

Date	W/L	Score	Opponent	Aft.
9/8	W	17-3	@ Washington	55:045
9/14	L	20-41	@ Denver	74:919
9/21	W	28-17	TAMPA BAY	62:750
9/28	W	28-7	@ Green Bay	54:776
10/5	W	24-3	N. Y. GIANTS	59:126
10/12	W	59-14	SAN FRANCISCO	63:999
10/19	L	10-17	@ Philadelphia	70:696
10/26	W	42-31	SAN DIEGO	60:639
11/2	W	27-24	@ St. Louis	50:701
11/9	L	35-38	@ N. Y. Giants	68:343
11/16	W	31-21	ST. LOUIS	52:567
11/23	W	14-10	WASHINGTON	58:809
11/27	W	51-7	SEATTLE	57:540
12/7	W	19-13	@ Oakland	53:194
12/15	L	14-38	@ Los Angeles	65:154
12/21	W	35-27	PHILADELPHIA	62:548

1980 NFC WILD CARD GAME				
12/28	W	34-13	LOS ANGELES	64:533

1980 DIVISIONAL PLAYOFF				
1/4/81	W	30-27	@ Atlanta	60:022

1980 NFC CHAMPIONSHIP GAME				
1/11/81	L	7-20	@ Philadelphia	70:696

TEAM STATISTICS	DALLAS	OPP
FIRST DOWNS	337	296
Rushing	143	98
Passing	171	160
Penalty	23	28
Third Down-Made/Att.	130/243	88/222
Third Down Efficiency	53.5	39.6
Fourth Down-Made/Att.	5/11	7/15
TOTAL NET YARDS	5,468	5,279
Avg. Per Game	341.8	329.9
Total Plays	1,075	996
Avg. Per Play	5.1	5.3
NET YARDS RUSHING	2,346	2,069
Avg. Per Game	146.6	129.3
Total Rushes	594	469
Avg. Per Rush	4.0	4.4
NET YARDS PASSING	3,104	3,205
Sacked/Yards Lost	31/252	43/358
Gross Yards	3,356	3,563
Attempts/Completions	449/265	484/231
Pct. of Completions	59.6	47.7
Had Intercepted	25	27
PUNTS/AVERAGE	71/40.8	76/43.5
Net Punting Average	34.8	34.7
PUNT RET./AVG.	55/10.1	31/6.6
KICKOFF RET./AVG.	58/21.7	73/21.5
INT./AVG. RET.	27/19.4	25/7.2
PENALTIES/YARDS	107/908	106/989
FUMBLES/BALL LOST	27/14	33/20
TOUCHDOWNS	60	38
Rushing	26	15
Passing	30	21
Returns	4	2
EXTRA POINTS/ATTEMPTS	59/60	38/38
FIELD GOALS/ATTEMPTS	11/17	15/28
AVG. TIME OF POSS.	32:46	27:14

RUSHING	ATT	YDS	AVG	LG	TD
Dorsett	278	1,185	4.3	56	11
Newhouse	118	451	3.8	29	6
Spring	89	326	3.7	20	6
J. Jones	41	135	3.4	9	0
D. White	27	114	4.2	48	2
Newsome	23	73	3.1	23	2
D. Pearson	3	31	10.3	32	0
Hill	4	27	6.8	15	0
DuPree	4	19	4.8	11	0
Carano	4	6	1.5	5	0
P. Pearson	3	6	2.0	2	0
COWBOYS	594	2,373	4.0	56	26
Opponents	469	2,069	4.4	51	15

RECEIVING	NO	YDS	AVG	LG	TD
Hill	60	1,055	17.6	58	8
D. Pearson	43	568	13.2	30	6
Dorsett	34	263	7.7	27	0
DuPree	29	312	10.8	39	7
Saldi	25	311	12.4	43	1
P. Pearson	20	213	10.7	20	2
Johnson	19	263	13.7	29	4
Spring	15	212	14.1	58	1
Newhouse	8	75	9.4	18	0
J. Jones	5	39	7.8	16	0
Newsome	4	43	10.8	16	0
Cosbie	2	11	5.5	5	1
D. White	1	-9	-9.0	-9	0
COWBOYS	265	3,356	12.7	58	30
Opponents	231	3,563	15.4	69	21

INTERCEPTIONS	NO	YDS	AVG	LG	TD
Thurman	5	114	22.8	78	1
Waters	5	78	15.6	29	0
Wilson	4	82	20.5	35	0
Mitchell	3	56	18.7	56	0
Breung	3	34	11.3	15	0
Dickerson	2	46	23.0	34	0
Hegman	2	2	1.0	2	0
Cole	1	43	43.0	43	1
Dutton	1	38	38.0	38	1
Barnes	1	30	30.0	30	0
COWBOYS	27	523	19.4	78	3
Opponents	25	179	7.2	36	1

PUNTING NO	YDS	AVG	TB/20	LG	BL	NET	
D. White	71	2,903	40.9	11	17	58	0 34.8
COWBOYS	71	2,903	40.9	11	17	58	0 34.8
Opp.	76	3,304	43.5	6	14	58	0 34.7

PUNT RETURNS NO	FC	YDS	AVG	LG	TD	
J. Jones	54	4	548	10.1	52	0
Solomon	1	0	8	8.0	8	0
COWBOYS	55	4	556	10.1	52	0
Opponents	31	10	206	6.6	27	0

KICKOFF RETURNS NO	YDS	AVG	LG	TD	
J. Jones	32	720	22.5	41	0
Newsome	12	293	24.4	36	0
Wilson	7	139	19.9	34	0
Hurt	4	71	17.8	24	0
Saldi	1	23	23.0	23	0
Cosbie	1	13	13.0	13	0
Waters	1	0	0.0	0	0
COWBOYS	58	1,259	21.7	41	0
Opponents	73	1,568	21.5	53	0

SCORE BY QUARTERS	1	2	3	4	OT	T
COWBOYS	96	153	86	119	0	454
Opponents	66	123	44	78	0	311

FIELD GOALS 11-19	20-29	30-39	40-49	50+	
Septien	1-1	3-4	6-6	0-3	1-3
COWBOYS	1-1	3-4	6-6	0-3	1-3
Opponents	1-1	5-8	3-7	4-9	2-3

Septien: (19), (30,37), (1), (1), (38,27M), (26,40M), (33), (43M,42M,44M), (28,32), (1), (23), (1), (1), (52), (34), (51M), (1)
Opponents: (45M,29M,45), (46,55), (22,35M), (1), (33M,53M,51), (1), (35,38M), (45,45M), (42), (27), (44M), (34), (1), (22,41M,38), (33M,27), (43M,27M,29,25M,19)

SCORING	TDR	TOP	TDR1	FG	PAT	S	TP
Septien	0	0	0	11/17	59/60	0	92
Dorsett	11	0	0	0/0	0/0	0	66
Hill	0	8	0	0/0	0/0	0	48
Spring	6	1	0	0/0	0/0	0	42
DuPree	0	7	0	0/0	0/0	0	42
Newhouse	6	0	0	0/0	0/0	0	36
D. Pearson	0	6	0	0/0	0/0	0	36
Johnson	0	4	0	0/0	0/0	0	24
Newsome	2	0	0	0/0	0/0	0	12
P. Pearson	0	2	0	0/0	0/0	0	12
Cosbie	0	1	0	0/0	0/0	0	6
Saldi	0	1	0	0/0	0/0	0	6
Thurman	0	0	1a	0/0	0/0	0	6
Dutton	0	0	1b	0/0	0/0	0	6
Hegman	0	0	1c	0/0	0/0	0	6
Cole	0	0	1d	0/0	0/0	0	6
D. White	1	0	0	0/0	0/0	0	6
COWBOYS	26	30	4	11/17	59/60	1+	454
Opponents	15	21	2*	15/28	38/38	0	311

- a 78 interception return vs. St. Louis (11/2)  
 b 38 interception return vs. N.Y. Giants (10/5)  
 c fumble recovery in end zone vs. Philadelphia (10/19)  
 d 43 interception return vs. Washington (11/23)  
 \* Zorn grounded ball from end zone vs. Seattle (11/27)  
 \* Thompson 32 fumble return vs. Denver (9/14)  
 Love 16 interception return vs. San Diego (10/26)

## USUAL STARTERS

WR Tony Hill(13)	LE Ed Jones
Jay Saldi(3)	LT Larry Cole
LT Pat Donovan	RT Randy White
LG Herb Scott	RE Harvey Martin
C John Fitzgerald	LLB Mike Hegman
RG Tom Raftery	MLB Bob Breung
RT Jim Cooper	RLB D.D. Lewis
TE Billy Joe DuPree	LCB Steve Wilson(10)
WR Drew Pearson	Benny Games(6)
QB Danny White	RCB Aaron Mitchell
RB Tony Dorsett	SS Charlie Waters
FB Robert Newhouse(10)	FS Dennis Thurman
Ron Springs(5)	

PASSING	ATT	COMP	YDS	PCT	AVG	TD	PCT	PCT	LG	SKS/YDS	RATING	
D. White	436	260	3,287	59.6	7.54	28	6.4	25	5.7	58	31,252	80.8
Carano	12	5	69	41.7	5.75	2	16.6	0	0.0	25	0/0	60.8
Dorsett	1	0	0	0.0	0.00	0	0	0	0.0	0	0/0	39.6
COWBOYS	449	265	3,356	59.0	7.47	30	6.7	25	5.7	58	31,252	81.0
Opponents	484	231	3,563	47.7	7.36	21	4.3	27	5.6	69	43,358	63.5



1981 ★ DALLAS COWBOYS STATISTICS ★ 1981

RECORD: 12-4  
FIRST PLACE, NFC EAST  
HEAD COACH: TOM LANDRY

Date	W/L	Score	Opponent	Att.
9/6	W	25-10	@ Washington	55,045
9/13	W	30-17	ST. LOUIS	63,602
9/21	W	35-21	@ New England	60,311
9/27	W	18-10	N.Y. GIANTS	63,449
10/4	L	17-20	@ St. Louis	49,777
10/11	L	14-45	@ San Francisco	57,574
10/18	W	29-17	LOS ANGELES	64,649
10/25	W	28-27	MIAMI	64,221
11/1	W	17-14	@ Philadelphia	72,111
11/9	W	27-14	BUFFALO	62,583
11/15	L	24-21	@ Detroit	79,694
11/22	W	24-10	WASHINGTON	64,583
11/26	W	10-9	CHICAGO	63,499
12/6	W	37-13	@ Baltimore	54,871
12/13	W	21-10	PHILADELPHIA	64,955
12/19	L	10-13	@ N.Y. Giants (OT)	73,009

1981 DIVISIONAL PLAYOFF

1/2/82 W 38-0 TAMPA BAY 64,848

1981 NFC CHAMPIONSHIP GAME

1/10/82 L 27-28 @ San Francisco 60,525

TEAM STATISTICS

	DALLAS	OPP
FIRST DOWNS	321	286
Rushing	137	107
Passing	158	160
Penalty	26	18
Third Down-Made/Att	99/244	72/211
Third Down Efficiency	40.6	34.1
Fourth Down-Made/Att	5/11	7/15
TOTAL NET YARDS	5,880	5,419
Avg. Per Game	367.5	338.7
Total Plays	1,100	1,021
Avg. Per Play	5.3	5.3
NET YARDS RUSHING	2,711	2,049
Avg. Per Game	169.4	128.0
Total Rushes	630	468
Avg. Per Rush	4.3	4.4
NET YARDS PASSING	3,169	3,370
Sacked/Yards Lost	31/245	42/347
Gross Yards	3,414	3,717
Attempts/Completions	439/241	511/236
Pct. of Completions	54.9	46.2
Had Intercepted	15	37
PUNTS/AVERAGE	83/40.3	80/41.1
Net Punting Average	35.8	36.4
PUNT RET./AVG.	45/5.2	38/6.1
KICKOFF RET./AVG.	54/18.2	71/21.2
INT./AVG. RET.	37/13.0	15/8.3
PENALTIES/YARDS	103/839	104/837
FUMBLES/BALL LOST	45/20	43/16
TOUCHDOWNS	40	34
Rushing	15	16
Passing	24	17
Returns	1	1
EXTRA POINTS/ATTEMPTS	40/40	31/34
FIELD GOALS/ATTEMPTS	27/35	14/29
AVG. TIME OF POSS.	31:47	28:13

	PASSING	ATT	COMP	YDS	PCT	AVG	PCT	INT	PCT	LG	SKS/YDS	RATING
D. White	391	223	3,098	57.0	7.92	22	5.6	13	3.3	731	30/234	87.5
Carano	45	16	235	35.5	5.22	1	2.2	55	2.2	55	1/1	51.6
Pearson	2	2	81	100.0	40.50	1	50.0	0	0.0	59	0/0	121.0
Springs	1	0	0	0.0	0.00	0	0	0	0.0	0	0/0	0.0
COWBOYS	439	241	3,414	54.9	7.78	24	5.5	15	3.4	731	31/245	84.4
Opponents	511	236	3,717	46.2	7.27	17	3.3	37	7.2	811	42/347	51.9

	RUSHING	ATT	YDS	AVG	LG	TD
Dorsett	342	1,646	4.8	75t	4	
Springs	172	625	3.6	16	10	
J. Jones	34	183	5.3	59t	1	
D. White	38	104	2.7	17	0	
Newsome	13	38	2.9	7	0	
Newhouse	14	33	2.3	6	0	
Cosbie	4	33	8.3	15	0	
Pearson	3	31	10.3	25	0	
DuPree	1	12	12.0	11	0	
Carano	8	9	1.1	12	0	
Hill	1	3	3.0	3	0	
COWBOYS	630	2,711	4.3	75t	15	
Opponents	468	2,049	4.4	38t	16	

	RECEIVING	ATT	YDS	AVG	LG	TD
Hill	46	953	20.7	63t	4	
Springs	46	359	7.8	32t	2	
Pearson	38	614	16.2	42t	3	
Dorsett	32	325	10.2	73t	2	
Johnson	25	552	22.1	55	5	
DuPree	19	214	11.3	33t	2	
Cosbie	17	225	13.2	28t	5	
Saldi	8	82	10.2	14t	1	
J. Jones	6	37	6.2	16	0	
Donley	3	32	10.7	17	0	
Newhouse	1	21	21.0	21	0	
COWBOYS	241	3,414	14.2	73t	24	
Opponents	236	3,717	15.8	81t	17	

	INTERCEPTIONS	NO	YDS	AVG	LG	TD
Walls	11	133	12.1	33	0	
Thurman	9	187	20.8	96	0	
Downs	7	81	11.6	21	0	
Waters	3	21	7.0	21	0	
Breung	2	8	4.0	8	0	
Wilson	2	0	0.0	0	0	
Brown	1	28	28.0	28	0	
Barnes	1	24	24.0	24	0	
Lewis	1	0	0.0	0	0	
COWBOYS	37	482	13.0	96	0	
Opponents	15	124	8.3	41	0	

	PUNTING	NO	YDS	AVG	TB/INT	LG	BL	NET
D. White	81	3,284	40.8	7	19	60	0	36.0
Septien	2	62	31.0	0	0	33	0	31.0
COWBOYS	83	3,346	40.3	7	19	60	0	35.8
Opp.	80	3,289	41.1	7	17	57	0	36.4

	PUNT RETURNS	NO	FC	YDS	AVG	LG	TD
J. Jones	33	2	188	5.7	17	0	
Fellows	11	1	44	4.4	10	0	
Donley	1	0	3	3.0	3	0	
Thurman	0	1	0	0.0	0	0	
Wilson	0	1	0	0.0	0	0	
COWBOYS	45	5	235	5.2	17	0	
Opponents	38	8	231	6.1	21	0	

	KICKOFF RETURNS	NO	YDS	AVG	LG	TD
J. Jones	27	517	19.1	33	0	
Newsome	12	228	19.0	27	0	
Fellows	8	170	21.3	31	0	
Newhouse	3	34	10.4	12	0	
Wilson	2	32	16.0	17	0	
Cosbie	1	0	0.0	0	0	
COWBOYS	54	981	18.2	33	0	
Opponents	71	1,508	21.2	65	0	

	SCORE BY	QUARTERS	1	2	3	4	OT	T
COWBOYS	91	108	57	111	0	0	0	367
Opponents	61	81	79	53	0	0	0	277

	FIELD GOALS	11-19	20-29	30-39	40-49	50-59
Septien	1-1	11-11	8-9	7-12	0-2	0-2
COWBOYS	1-1	11-11	8-9	7-12	0-2	0-2
Opponents	2-2	2-5	3-6	7-14	1-2	0-2

Septien: (29,42,23,18),(47,32,25),(26,40M,26,26,25),(36,20,21),(26,1),(40,39),(48M),(39),(47,31),(43),(25,35M),(41,50M,42M),(42,35,31),(47M,43M),(60M,36)

Opponents: (47M,42),(44M,24),(43M),(36M,42),58M,(19,37),(18,40),(40),(1),(34M),(1),(37,47),(27M,26,47M),(43,40M,49M),(1),(49M,50),(21M,27M,40,33M,35)

	SCORING	TDR	0	0	27/35	FG	PAT	S	TP
Septien	0	0	0	0	0	0	40/40	0	121
Springs	10	2	0	0	0	0	0	0	72
Dorsett	4	2	0	0	0	0	0	0	36
Johnson	0	5	0	0	0	0	0	0	30
Cosbie	0	5	0	0	0	0	0	0	30
Hill	0	4	0	0	0	0	0	0	24
Pearson	0	3	0	0	0	0	0	0	18
DuPree	0	2	0	0	0	0	0	0	12
Saldi	0	1	0	0	0	0	0	0	6
Barnes	0	0	1a	0	0	0	0	0	6
J. Jones	1	0	0	0	0	0	0	0	6
Team	0	0	0	0	0	0	0	0	6
COWBOYS	15	24	1	27/35	40/40	0	0	0	367
Opponents	16	17	1*	14/29	31/34	0	0	0	277

a 72 fumble return vs. San Francisco (10/11)  
\* Lott 41 interception return vs. San Francisco (10/11)

USUAL STARTERS

WR Tony Hill(9)	LE Ed Jones
Butch Johnson(6)	LT John Dutton
LT Pat Donovan	RT Randy White
LG Herb Scott	RE Harvey Martin
C Tom Rafferty(13)	LLB Mike Hegman(10)
Robert Shaw(3)	Guy Brown(6)
RG Kurt Peterson	MLB Bob Breung
RT Jim Cooper	RLB D.D. Lewis
TE Billy Joe DuPree	LCB Everson Walls(12)
WR Drew Pearson	Steve Wilson(4)
QB Danny White	RCB Dennis Thurman
RB Tony Dorsett	SS Charlie Waters
FB Ron Springs(13)	FS Michael Downs
Jay Saldi(3)	







## 1983 ★ DALLAS COWBOYS STATISTICS ★ 1983

Record: 12-4  
Second place, NFC East  
Head Coach: Tom Landry

Date	W/L	Score	Opponent	Att.
9/5	W	31-30	@ Washington	55,045
9/11	W	34-17	@ St. Louis	48,532
9/18	W	28-13	N.Y. GIANTS	62,347
9/25	W	21-20	NEW ORLEANS	62,136
10/2	W	37-24	@ Minnesota	60,774
10/9	W	27-24	TAMPA BAY (OT)	63,308
10/16	W	37-7	PHILADELPHIA	63,070
10/23	L	38-40	L.A. RAIDERS	64,991
10/30	W	38-20	@ N.Y. Giants	76,142
11/6	W	27-20	@ Philadelphia	71,236
11/13	L	23-24	@ San Diego	46,192
11/20	W	41-21	KANSAS CITY	64,103
11/24	W	35-17	ST. LOUIS	60,764
12/4	W	35-10	@ Seattle	63,352
12/11	L	10-31	WASHINGTON	65,074
12/19	L	17-42	@ San Francisco	59,957

## 1983 WILD CARD GAME

12/26	L	17-24	L.A. RAMS	43,521
-------	---	-------	-----------	--------

## TEAM STATISTICS

	DALLAS	OPP
FIRST DOWNS	342	286
Rushing	109	82
Passing	205	181
Penalty	28	23
Third Down-Made/Att	94/225	80/222
Third Down Efficiency	41.8	36.0
Fourth Down-Made/Att	4/9	9/17
TOTAL NET YARDS	5,959	5,427
Avg. Per Game	372.4	339.2
Total Plays	1,110	1,025
Avg. Per Play	5.4	5.3
NET YARDS RUSHING	2,117	1,499
Avg. Per Game	132.3	93.7
Total Rushes	519	410
Avg. Per Rush	4.1	3.7
NET YARDS PASSING	3,842	3,928
Sacked/Yards Lost	37/314	57/337
Gross Yards	4,156	4,365
Attempts/Completions	554/346	558/299
Pct. of Completions	62.5	53.6
Had Intercepted	25	27
PUNTS/AVERAGE	83/39.4	84/41.9
Net Punting Average	31.4	34.0
PUNT RET./AVG.	51/9.0	53/11.1
KICKOFF RET./AVG.	70/19.3	78/23.2
INT./AVG. RET.	27/17.3	25/14.3
PENALTIES/YARDS	99/847	100/873
FUMBLES/BALL LOST	30/14	31/21
TOUCHDOWNS	59	42
Rushing	21	12
Passing	31	27
Returns	7	3
EXTRA POINTS/ATTEMPTS	57/59	42/42
FIELD GOALS/ATTEMPTS	22/27	22/30
AVG. TIME OF POSS.	33:08	26:52

RUSHING	ATT	YDS	AVG	LG	TD
Dorsett	289	1,321	4.6	77	8
Springs	149	541	3.6	19†	7
Newsome	44	185	4.2	20	2
Newhouse	9	34	3.8	8	0
D. White	18	31	1.7	22	4
Pearson	2	13	6.5	10	0
T. Hill	1	2	2.0	2	0
Johnson	1	0	0.0	0	0
Hogeboom	6	-10	-1.7	-1	0
COWBOYS	519	2,117	4.1	77	21
Opponents	410	1,499	3.7	32	12

RECEIVING	ATT	YDS	AVG	LG	TD
Springs	73	589	8.1	80†	1
T. Hill	49	801	16.4	75†	7
Pearson	47	545	11.6	32	5
Cosbie	46	588	12.8	61†	6
Johnson	41	561	13.7	46	3
Dorsett	40	287	7.2	19	1
Donley	18	370	20.6	47	2
Newsome	18	250	13.9	52†	4
DuPree	12	142	11.8	28	1
D. White	1	15	15.0	15†	1
Rafferty	1	8	8.0	8	0
COWBOYS	346	4,156	12.0	80†	31
Opponents	299	4,365	14.6	83†	27

INTERCEPTIONS	NO	YDS	AVG	LG	TD
Thurman	6	49	8.2	34	0
Fellows	5	139	27.8	58†	1
Downs	4	80	20.0	28	0
Walls	4	70	17.5	37	0
Clinkscale	2	68	34.0	68†	1
T. Hill	2	12	6.0	12	0
Bates	1	29	29.0	29	0
Jones	1	12	12.0	12	0
Dickerson	1	8	8.0	8	0
Breung	1	0	0.0	0	0
COWBOYS	27	467	17.3	68†	2
Opponents	25	358	14.3	48†	1

PUNTING	NO	YDS	AVG	TB	IN20	LG	BL	NET
D. White	38	1,543	40.6	3	6	50	1	36.0
Warren	39	1,551	39.8	1	8	54	0	32.0
Miller	5	178	35.6	0	2	43	0	21.2
COWBOYS	83	3,272	39.4	4	16	54	1	31.4
Opp.	84	3,515	41.9	10	23	59	0	34.0

PUNT RETURNS	NO	FC	YDS	AVG	LG	TD
R. Hill	30	2	232	7.7	37	0
Fellows	10	3	75	7.5	14	0
Allen	9	1	153	17.0	68†	1
Donley	1	0	1	1.0	1	0
Newhouse	1	0	0	0.0	0	0
COWBOYS	51	6	461	9.0	68†	1
Opponents	53	9	588	11.1	56†	0

KICKOFF RETURNS	NO	YDS	AVG	LG	TD
Fellows	43	855	19.9	53	0
R. Hill	13	243	18.7	40	0
Allen	8	178	22.3	31	0
Cosbie	2	17	8.5	10	0
Newsome	1	28	28.0	28	0
McSwain	1	17	17.0	17	0
Springs	1	13	13.0	13	0
Huther	1	0	0.0	0	0
COWBOYS	70	1,351	19.3	53	0
Opponents	78	1,806	23.2	66	0

SCORE BY QUARTERS	1	2	3	4	OT	T
COWBOYS	75	154	79	168	3	479
Opponents	120	84	70	86	0	360

FIELD GOALS 11-19	20-29	30-39	40-49	50+	
Septien	0-0	5-5	8-8	9-12	0-2
COWBOYS	0-0	5-5	8-8	9-12	0-2
Opponents	2-2	8-8	7-8	4-8	1-4

Septien: (26),(45,24),(1),(41,34),(45,53M,45,35),(41,48M,42),(31,46,34),(23),(42M,36),(39,23),(50M,37),(25,40),(1),(35),(47,46M)

Opponents: (23,30,39,31M),(23),(31,27),(45M,19,42,43B),(41),(48,47M),(1),(37,24,26,26),(27,29),(52M,19,37),(37),(51M),(42),(54),(49M,38),(52M)

SCORING	TDR	TDP	TDR1	FG	PAT	S	TP
Septien	0	0	0	22/27	57/59	0	123
Dorsett	8	1	0	0/0	0/0	0	54
Springs	7	1	0	0/0	0/0	0	48
T. Hill	0	7	0	0/0	0/0	0	42
Cosbie	0	6	0	0/0	0/0	0	36
Newsome	2	4	0	0/0	0/0	0	36
Pearson	0	5	0	0/0	0/0	0	30
D. White	4	1	0	0/0	0/0	0	30
Johnson	0	3	0	0/0	0/0	0	18
Donley	2	1	0	0/0	0/0	0	12
Fellows	0	2a	0	0/0	0/0	0	12
Allen	0	1b	0	0/0	0/0	0	6
Clinkscale	0	1c	0	0/0	0/0	0	6
Downs	0	1d	0	0/0	0/0	0	6
DuPree	0	1	0	0/0	0/0	0	6
Hegman	0	1e	0	0/0	0/0	0	6
Thurman	0	1f	0	0/0	0/0	0	6
Dickerson	0	0	0	0/0	0/0	1+	2
COWBOYS	21	3†	7	22/27	57/59	1	479
Opponents	12	27	3*	22/30	42/42	0	360

a 62 blocked FG return vs. New Orleans (9/25)  
b 58 interception return vs. Minnesota (10/2)  
c 68 punt return vs. Kansas City (11/20)  
d 10 fumble return vs. New York (9/18)  
e 9 fumble return vs. Los Angeles (10/23)  
f fumble recovery in end zone vs. St. Louis (9/11)  
+ tackled Stabler in end zone vs. New Orleans (9/25)

\* Nelson 21 blocked punt return vs. S.D. (11/13)  
Wright 48 interception return vs. San Francisco (12/19)  
McLemore 56 punt return vs. San Francisco (12/19)

## USUAL STARTERS

WR	Tony Hill(9)	LE	Ed Jones
	Butch Johnson(3)	LT	John Dutton
	Billy Joe DuPree(3)	RT	Randy White
LT	Pat Donovan	RE	Harvey Martin
LG	Hert Scott	LLB	Mike Hegman
	Tom Rafferty	MLB	Bob Breung
RG	Kurt Peterson	RLB	Anthony Dickerson
RT	Jim Cooper	RCB	Everson Walls
TE	Doug Cosbie	ROB	Dennis Thurman
WR	Drew Pearson	SS	Dextor Clinkscale
QB	Danny White	FS	Michael Downs
FB	Tony Dorsett		
FB	Ron Springs		

PASSING	ATT	COMP	YDS	PCT	AVG	PCT	PCT	PCT	LG	SKS/YDS	RATING	
D. White	533	334	3,980	62.7	7.47	29	5.4	23	4.3	80†	37/314	85.6
Hogeboom	17	11	161	64.7	9.47	1	5.9	1	5.9	24	0/0	90.6
Springs	2	1	15	50.0	7.50	1	50.0	0	0.0	15†	0/0	121.0
Dorsett	1	0	0	0.0	0.00	0	0.0	0	0.0	0	0/0	39.6
Pearson	1	0	0	0.0	0.00	0	0.0	1	100.0	0	0/0	39.6
COWBOYS	554	346	4,156	62.5	7.50	31	5.6	25	4.5	80†	37/314	85.2
Opponents	558	299	4,365	53.6	7.82	27	4.8	27	4.8	83†	57/437	75.3



## 1984 ★ DALLAS COWBOYS STATISTICS ★ 1984

RECORD: 9-7  
FOURTH PLACE, NFC EAST  
HEAD COACH: TOM LANDRY

Date	W/L	Score	Opponent	Att.
9/3	W	20-13	@ L.A. Rams	65,403
9/9	L	7-28	@ N.Y. Giants	75,921
9/16	W	17-17	PHILADELPHIA	64,521
9/23	W	20-6	GREEN BAY	64,222
9/30	W	23-14	@ Chicago	63,623
10/7	L	20-31	ST. LOUIS	61,438
10/14	L	14-34	@ Washington	55,431
10/21	W	30-27	NEW ORLEANS (OT)	50,966
10/28	W	22-3	INDIANAPOLIS	58,724
11/4	L	7-19	N.Y. GIANTS	60,235
11/11	W	24-17	@ St. Louis	48,721
11/18	L	3-14	@ Buffalo	74,391
11/22	W	20-17	NEW ENGLAND	55,341
12/2	W	26-10	@ Philadelphia	66,322
12/9	L	28-30	WASHINGTON	64,286
12/17	L	21-28	@ Miami	74,139

TEAM STATISTICS	DALLAS	OPP
FIRST DOWNS	323	283
Rushing	93	106
Passing	202	155
Penalty	28	22
Third Down-Made/Att.	83/238	83/247
Third Down Efficiency	34.9	33.6
Fourth Down-Made/Att.	3/7	5/16
TOTAL NET YARDS	5,320	5,036
Avg. Per Game	332.5	314.8
Total Plays	1,121	1,094
Avg. Per Play	4.8	4.6
NET YARDS RUSHING	1,714	2,226
Avg. Per Game	107.1	139.1
Total Rushes	469	510
Avg. Per Rush	3.7	4.4
NET YARDS PASSING	3,606	2,810
Sacked/Yards Lost	48/389	57/390
Gross Yards	3,995	3,200
Attempts/Completions	604/322	527/250
Pct. of Completions	53.3	47.4
Had Intercepted	26	28
PUNTS/AVERAGE	108/38.2	99/42.8
Net Punting Average	34.0	36.3
PUNT RET./AVG.	54/8.3	55/4.2
KICKOFF RET./AVG.	63/19.0	65/20.2
INT./YARD RET.	28/10.6	26/14.7
FUMBLES/YARDS	100/947	93/854
FUMBLES/BALL LOST	35/17	35/16
TOUCHDOWNS	34	36
Rushing	12	8
Passing	19	23
Returns	3	5
EXTRA POINTS/ATTEMPTS	33/34	35/36
FIELD GOALS/ATTEMPTS	23/29	19/28
AVG TIME OF POSSESSION	29:06	31:06

RUSHING	ATT	YDS	AVG	LG	TD
Dorsett	302	1,189	3.9	31	6
Newsome	66	268	4.1	30	5
Springs	68	197	2.9	16	1
D. White	6	21	3.5	8	0
Hogeboom	15	19	1.3	11	0
J. Jones	8	13	1.6	6	0
T. Hill	1	7	7.0	7	0
Donley	2	5	2.5	6	0
Smith	1	-5	-5.0	-5	0
COWBOYS	469	1,714	3.7	31	12
Opponents	510	2,226	4.4	85	8

RECEIVING	NO	YDS	AVG	LG	TD
Cosbie	60	789	13.2	36	4
Hill	58	864	14.9	66	5
Dorsett	51	459	9.0	68	1
Springs	46	454	9.9	57	3
Renfro	35	583	16.7	60	2
Donley	32	473	14.8	49	2
Newsome	26	263	10.1	29	0
J. Jones	7	57	8.1	19	1
Cornwell	2	23	11.5	13	1
Harris	1	9	9.0	9	0
Phillips	1	6	6.0	6	0
Pozderac	1	1	1.0	1	0
Carmichael	1	7	7.0	7	0
Smith	1	7	7.0	7	0
COWBOYS	322	3,995	12.4	68	19
Opponents	250	3,200	12.8	80	23

INTERCEPTIONS	NO	YDS	AVG	LG	TD
Downs	7	126	18.0	27	1
Thurman	5	81	16.2	43	1
Winkscale	3	32	10.7	23	0
Clarks	3	12	4.0	12	0
Fellows	3	3	1.0	3	0
Hegman	3	3	1.0	3	0
Lockhart	1	32	32.0	32	0
Scott	1	5	5.0	5	0
Bates	1	3	3.0	3	0
Dickerson	1	0	0.0	0	0
COWBOYS	28	297	10.6	43	2
Opponents	26	372	14.3	49	4

PUNTING	NO	YDS	AVG	TB/IN20	LG	BL	NET
D. White	82	3,151	38.4	8	21	54	0 36.0
Warren	21	799	38.1	3	48	0	32.0
Miller	5	173	34.6	0	14	1	0 21.2
COWBOYS	108	4,123	38.2	11	25	54	0 34.0
Opp.	99	4,236	42.8	10	23	59	1 36.3

PUNT RETURNS	NO	FC	YDS	AVG	LG	TD
Allen	54	15	446	8.3	18	0
COWBOYS	54	15	446	8.3	18	0
Opponents	55	19	230	4.2	19	0

KICKOFF RETURNS	NO	YDS	AVG	LG	TD
Allen	33	666	20.2	34	0
McSwain	20	403	20.2	32	0
Fellows	6	94	15.7	23	0
Salonen	2	30	15.0	22	0
Granger	2	6	3.0	5	0
COWBOYS	63	1,199	19.0	34	0
Opponents	65	1,310	20.2	64	0

PASSING	ATT	COMP	YDS	PCT	AVG	PCT	PCT	LG	SKS/YDS	RATING		
Hogeboom	367	195	2,366	53.1	6.45	7	1.9	14	3.8	68	26/211	63.7
D. White	233	126	1,580	54.1	6.78	11	4.7	11	4.7	66	22/178	71.5
Renfro	2	1	49	50.0	24.50	0	0.0	0	0.0	49	0	135.4
Springs	1	0	0	0.0	0.00	0	0.0	0	0.0	0	0	39.6
Dorsett	1	0	0	0.0	0.00	0	0.0	1	100.0	0	0	0.0
COWBOYS	604	322	3,995	53.3	6.61	19	3.2	26	4.3	68	48/389	66.6
Opponents	527	250	3,200	47.4	6.07	23	4.4	28	5.3	80	57/390	59.3

SCORE BY QUARTERS	1	2	3	4	OT	T
COWBOYS	65	89	56	95	3	308
Opponents	64	81	91	72	0	308

FIELD GOALS	11-19	20-29	30-39	40-49	50+
Septien	2-2	6-7	9-9	4-8	2-3
COWBOYS	2-2	6-7	9-9	4-8	2-3
Opponents	0-0	8-8	7-9	2-8	2-3

Septien: (31,52), (1), (28M,47,51,30), (32,42), (44,32, 23), (52M,35,36), (1), (36,27,41), (19,19,24), (1), (42M,35,48M,45B), (20,47M), (28,23), (32), (1), (1)

Opponents: (31,36), (1), (39,39M), (37M), (41M, 43M), (46M,22), (20,22,47M), (49,50, 49,52), (55), (40,38,23,27), (49B,30), (1), (29,56M), (23), (31,34,21), (1)

SCORING	TDR	TDP	TDR1	FG	PAT	S	P	TP
Septien	0	0	0	23/29	33/34	0	102	
Dorsett	6	1	0	0/0	0/0	0	42	
T. Hill	0	5	0	0/0	0/0	0	30	
Newsome	5	0	0	0/0	0/0	0	30	
Cosbie	0	4	0	0/0	0/0	0	24	
Springs	1	3	0	0/0	0/0	0	24	
Donley	0	2	0	0/0	0/0	0	12	
Renfro	0	2	0	0/0	0/0	0	12	
Cornwell	0	1	0	0/0	0/0	0	6	
Downs	0	0	1a	0/0	0/0	0	6	
Jeffcoat	0	0	1b	0/0	0/0	0	6	
J. Jones	0	1	0	0/0	0/0	0	6	
Thurman	0	0	1c	0/0	0/0	0	6	
Dutton	0	0	0	0/0	0/0	1+	2	
COWBOYS	12	19	3	23/29	33/34	1	308	
Opponents	8	23	5*	19/28	35/36	0	308	

a 27 interception return vs. New England (11/22)  
b fumble recovery in end zone vs. New Orleans (10/21)

c 38 interception return vs. Philadelphia (12/2)  
+ tackled Pizarick in end zone vs. Philadelphia (12/2)

\* Header 81 fumble return vs. N.Y. Giants (9/9)  
R. Brown 5 interception return vs. Green Bay (9/23)  
Coleman 49 interception return vs. Washington (10/14)  
Winston 43 interception return vs. New Orleans (10/21)  
Green 32 interception return vs. Washington (12/9)

## USUAL STARTERS

WR Tony Hill(11)	LE Ed Jones
Doug Donley(4)	LT John Dutton
LT Phil Pozderac(7)	RT Randy White
Herb Scott(5)	RE Jim Jeffcoat
Howard Richards(4)	LLB Mike Hegman
LG Glen Tilson(12)	MLB Bob Brunning(8)
Herb Scott(4)	Eugene Lockhart(8)
C. Tom Raftery	RLB Anthony Dickerson
RG Jim Cooper(7)	LCB Everson Walls
Phil Pozderac(7)	RCB Ron Fellows
Kurt Peterson	SS Dexter Clinkscale
TE Doug Cosbie	FS Michael Downs
WR Mike Renfro(11)	
Doug Donley(5)	
QB Gary Hogeboom(10)	
Danny White(6)	
RB Tony Dorsett	
FB Ron Springs(12)	
Timmy Newsome(4)	



1985 ★ DALLAS COWBOYS STATISTICS ★ 1985

RECORD: 10-6  
FIRST PLACE, NFC EAST  
HEAD COACH: TOM LANDRY

Date	W/L	Score	Opponent	Att.
9/9	W	44-14	WASHINGTON	62,292
9/15	L	21-26	@ Detroit	72,985
9/22	W	20-7	CLEVELAND	61,456
9/29	W	17-10	@ Houston	49,686
10/6	W	30-29	@ N.Y. Giants	74,981
10/13	W	27-13	PITTSBURGH	62,932
10/20	L	14-16	@ Philadelphia	70,114
10/27	W	24-10	ATLANTA	57,941
11/4	L	10-41	@ St. Louis	49,347
11/10	W	13-7	@ Washington	55,750
11/17	L	0-44	CHICAGO	63,855
11/24	W	34-17	PHILADELPHIA	54,047
11/28	W	35-17	ST. LOUIS	54,125
12/8	L	24-50	@ Cincinnati	56,936
12/15	W	28-21	N.Y. GIANTS	62,310
12/22	L	16-31	@ San Francisco	60,114

1985 DIVISIONAL PLAYOFF  
1/4/86 L 0-20 @ L.A. Rams 66,351

TEAM STATISTICS	DALLAS	OPP
FIRST DOWNS	336	312
Rushing	95	98
Passing	208	193
Penalty	33	21
Third Down-Made/Att.	96/227	87/228
Third Down Efficiency	42.3	38.2
Fourth Down-Made/Att.	5/9	7/17
TOTAL NET YARDS	5,602	5,608
Avg. Per Game	350.1	350.5
Total Plays	1,093	1,076
Avg. Per Play	5.1	5.2
NET YARDS RUSHING	1,741	1,853
Avg. Per Game	108.8	115.8
Total Rushes	462	465
Avg. Per Rush	3.8	4.0
NET YARDS PASSING	3,861	3,755
Sacked/Yards Lost	44/375	62/459
Gross Yards	4,236	4,214
Attempts/Completions	587/344	549/279
Pct. of Completions	58.6	50.8
Had Intercepted	25	33
PUNTS/AVERAGE	83/41.4	78/41.3
Net Punting Average	35.3	36.7
PUNT RET./AVG.	40/5.9	44/6.5
KICKOFF RET./AVG.	62/19.5	68/19.3
INT./AVG. RET.	33/8.0	25/12.8
PENALTIES/YARDS	100/759	108/990
FUMBLES/BALL LOST	29/16	24/15
TOUCHDOWNS	43	40
Rushing	11	18
Passing	27	20
Returns	5	2
EXTRA POINTS/ATTEMPTS	42/43	37/40
FIELD GOALS/ATTEMPTS	19/28	18/27
AVG TIME OF POSSESSION	30:34	29:26

	PASSING	ATT	COMP	YDS	PCT	AVG	PCT			LG	SKS/YDS	RATING
							TD	INT	PCT			
D. White	450	267	3,157	59.3	7.02	21	4.7	17	3.8	56t	30/257	80.6
Hogeboom	126	70	978	55.6	7.76	5	4.0	7	5.6	58t	14/118	70.8
Pelluer	8	5	47	62.5	5.88	0	0.0	0	0.0	28	0/0	78.7
Hill	1	1	42	100.0	42.00	0	0.0	0	0.0	42	0/0	118.8
J. Jones	2	1	12	50.0	6.00	1	50.0	1	50.0	12t	0/0	68.8
COWBOYS	587	344	4,236	58.6	7.22	27	4.6	25	4.3	58t	44/375	78.6
Opponents	549	279	4,214	50.8	7.68	20	3.6	33	6.0	70t	62/459	63.5

RUSHING	ATT	YDS	AVG	LG	TD
Dorsett	305	1,307	4.3	60t	7
Newsome	88	252	2.9	15	2
Hogeboom	8	48	6.0	15	1
D. White	22	44	2.0	21	1
Williams	13	40	3.1	9	0
Lavette	13	34	2.6	10	0
Fowler	7	25	3.6	6	0
J. Jones	1	0	0.0	0	0
Banks	1	-1	-1.0	-1	0
Pelluer	3	-2	-0.7	1	0
Hill	1	-6	-6.0	-6	0
COWBOYS	462	1,741	3.8	60t	11
Opponents	465	1,853	4.0	74t	18

RECEIVING	ATT	YDS	AVG	LG	TD
Hill	74	1,113	15.0	53t	7
Cosbie	64	793	12.4	42	6
Renfro	60	955	15.9	58t	8
Dorsett	46	449	9.8	56t	3
Newsome	46	361	7.9	24	1
J. Jones	24	179	7.5	35	0
Powe	15	237	16.9	34	0
Cornwell	6	77	12.8	32	1
Fowler	5	24	4.8	10	0
Gonzalez	3	28	9.3	13	0
D. White	1	12	12.0	12t	1
Lavette	1	8	8.0	8	0
COWBOYS	344	4,236	12.3	58t	27
Opponents	279	4,214	15.1	70t	20

INTERCEPTIONS	NO	YDS	AVG	LG	TD
Walls	9	31	3.4	19	0
Thurman	5	21	4.2	21t	1
Fellows	4	52	13.0	29	0
Bates	4	15	3.8	8	0
Clinkscale	3	16	5.3	11	0
Downs	3	11	3.7	11	0
Scott	2	26	13.0	26t	1
Jeffcoat	1	65	65.0	65t	1
Lockhart	1	19	19.0	19t	1
Hegman	1	7	7.0	7	0
COWBOYS	33	263	8.0	65t	4
Opponents	25	319	12.8	47	2

PUNTING	NO	YDS	AVG	TB/20	LG	BL	NET
Saxon	82	3,396	41.9	10	57	1	35.6
D. White	1	43	43.0	1	0	43	36.0
COWBOYS	83	3,439	41.4	11	20	57	35.3
Opp.	78	3,218	41.3	6	23	60	36.7

PUNT RETURNS	NO	FC	YDS	AVG	LG	TD
Bates	22	6	152	6.9	21	0
Gonzalez	15	5	58	3.9	13	0
Banks	3	3	27	9.0	28	0
COWBOYS	40	14	237	5.9	28	0
Opponents	44	10	286	6.5	19	0

KICKOFF RETURNS	NO	YDS	AVG	LG	TD
Lavette	34	682	20.1	34	0
Duckett	9	173	19.2	25	0
J. Jones	9	161	17.9	26	0
Williams	6	129	21.5	30	0
Fowler	3	48	16.0	20	0
Powe	1	17	17.0	17	0
COWBOYS	62	1,210	19.5	34	0
Opponents	68	1,310	19.3	43	0

SCORE BY QUARTERS	1	2	3	4	OT	T
COWBOYS	55	122	78	102	0	357
Opponents	66	73	98	96	0	333

FIELD GOALS 11-19	20-29	30-39	40-49	50+	
Septien	1-1	5-5	8-11	4-9	1-2
COWBOYS	1-1	5-5	8-11	4-9	1-2
Opponents	0-0	3-4	10-11	5-11	0-1

Septien: (53,39,43), (42M,44M), (39,49M,33), (47M,33M,36M,35,36M), (22,29,31), (47M, 38,39), (.), (28), (18), (40,50M,36), (.), (.), (21), (.), (29,48,41)

Opponents: (.), (34,46,48M), (.), (33,37M), (23,37,47M), (48,49M,34), (39,33,36), (38,46M,27M), (45M), (49M), (44,46,22), (26), (38, 53M), (49M), (.), (39)

SCORING	TD	TDP	TDR	FG	PAT	S	TP
Septien	0	0	19/28	42/43	0	99	
Dorsett	7	3	0	0/0	0/0	0	60
Renfro	0	8	0	0/0	0/0	0	48
Hill	0	7	0	0/0	0/0	0	42
Cosbie	0	6	0	0/0	0/0	0	36
Newsome	2	1	0	0/0	0/0	0	18
D. White	1	1	0	0/0	0/0	0	12
Cornwell	0	1	0	0/0	0/0	0	6
Hogeboom	1	0	0	0/0	0/0	0	6
Jeffcoat	0	0	1a	0/0	0/0	0	6
Lockhart	0	0	1b	0/0	0/0	0	6
Penn	0	0	1c	0/0	0/0	0	6
Scott	0	0	1d	0/0	0/0	0	6
Thurman	0	0	1e	0/0	0/0	0	6
COWBOYS	11	27	5	19/28	42/43	0	357
Opponents	8	20	2*	18/27	37/40	1+	333

a 65 interception return vs. N.Y. Giants (12/15)  
b 19 interception return vs. Pittsburgh (10/13)  
c 46 blocked punt return vs. Cincinnati (12/8)  
d 26 interception return vs. Washington (9/9)  
e 21 interception return vs. Washington (9/9)  
\* Dent 1 interception return vs. Chicago (11/17)  
Richardson 36 interception return vs. Chicago (11/17)

+ Browner safety vs. Cincinnati (12/8)

USUAL STARTERS

WR Tony Hill	LE Ed Jones
LT Chris Schultz(8)	LT John Dutton
Phil Postlerac(7)	RT Randy White
LG Glen Tansler	RE Jim Jeffcoat
C Tom Rafferty	LLB Mike Hegman
RG Kurt Peterson	MLB Eugene Lockhart
RT Jim Cooper	RLB Jeff Rohrer
TE Doug Cosbie	LCB Everson Walls
WR Mike Renfro	RCB Ron Fellows(11)
QB Danny White	Victor Scott(3)
RB Tony Dorsett	SS Dextor Clinkscale
FB Timmy Newsome	FS Michael Downs



## 1986 ★ DALLAS COWBOYS STATISTICS ★ 1986

RECORD: 7-9  
THIRD PLACE, NFC EAST  
HEAD COACH: TOM LANDRY

Date	W/L	Score	Opponent	All.
9/8	W	31-28	N.Y. GIANTS	59,804
9/14	W	31-7	@ Detroit	73,812
9/21	L	35-37	ATLANTA	62,880
9/29	W	31-7	@ St. Louis	49,077
10/5	L	14-29	@ Denver	76,082
10/12	W	30-6	WASHINGTON	63,264
10/19	W	17-14	@ Philadelphia	68,572
10/26	W	37-6	ST. LOUIS	60,756
11/2	L	14-17	@ N.Y. Giants	74,871
11/9	L	13-17	L.A. RAIDERS	61,706
11/16	W	24-21	@ San Diego	55,622
11/23	L	14-41	@ Washington	55,642
11/27	L	14-31	SEATTLE	58,023
12/7	L	10-29	@ L.A. Rams	64,949
12/14	L	21-23	PHILADELPHIA	46,117
12/21	L	10-24	CHICAGO	57,256

TEAM STATISTICS	DALLAS	OPP
FIRST DOWNS	325	286
Rushing	98	118
Passing	199	148
Penalty	28	20
Third Down-Made/Att.	80/213	89/226
Third Down Efficiency	37.6	39.4
Fourth Down-Made/Att.	6/14	4/7
TOTAL NET YARDS	5,474	4,985
Avg. Per Game	342.2	311.6
Total Plays	1,054	1,017
Avg. Per Play	5.2	4.9
NET YARDS RUSHING	1,969	2,200
Avg. Per Game	123.1	137.5
Total Rushes	447	500
Avg. Per Rush	4.4	4.4
NET YARDS PASSING	3,505	2,785
Sacked/Yards Lost	60/498	53/364
Gross Yards	4,003	3,149
Attempts/Completions	547/319	464/226
Pct. of Completions	58.3	48.7
Had Intercepted	24	17
PUNTS/AVERAGE	87/40.2	87/41.6
Net Punting Average	34.5	36.6
PUNT RET./AVG.	46/5.5	41/7.3
KICKOFF RET./AVG.	59/20.5	66/20.6
INT./AVG. RET.	17/10.8	24/13.8
PENALTIES/YARDS	111/931	90/817
FUMBLES/BALL LOST	44/17	29/18
TOUCHDOWNS	43	41
Rushing	21	17
Passing	21	21
Returns	1	3
EXTRA POINTS/ATTEMPTS	43/43	39/41
FIELD GOALS/ATTEMPTS	15/21	16/30
AVG TIME OF POSSESSION	31:14	28:46

RUSHING	ATT	YDS	AVG	LG	TD
Dorsett	184	748	4.1	33	5
Walker	151	737	4.9	84	12
Pelluer	41	255	6.2	21	1
Newsome	34	110	3.2	13	2
Collier	6	53	8.8	21	0
Clack	4	19	4.8	8	0
D. White	8	16	2.0	10	1
Sherrard	2	11	5.5	8	0
Cosbie	1	9	9.0	9	0
Lavette	10	6	0.6	5	0
Fowler	6	5	0.8	2	0
COWBOYS	447	1,969	4.4	84	21
Opponents	500	2,200	4.4	50	17

RECEIVING	NO	YDS	AVG	LG	TD
Walker	76	837	11.0	84	2
Hill	49	770	15.7	63	3
Newsome	48	421	8.8	30	3
Sherrard	41	744	18.2	68	5
Cosbie	28	312	11.1	22	1
Dorsett	25	267	10.7	36	1
Renfro	22	325	14.8	30	3
Banks	17	202	11.9	23	0
Chandler	6	57	9.5	15	2
Lavette	5	31	6.2	9	1
Fowler	1	19	19.0	19	0
Clack	1	18	18.0	18	0
COWBOYS	319	4,003	12.6	84	21
Opponents	232	3,149	13.6	71	21

INTERCEPTIONS	NO	YDS	AVG	LG	TD
Downs	6	54	9.0	31	0
Fellows	5	46	9.2	34	1
Walls	3	46	15.3	24	0
Scott	1	31	31.0	31	0
Lockhart	1	5	5.0	5	0
Holloway	1	1	1.0	1	0
COWBOYS	17	183	10.8	34	1
Opponents	24	331	13.8	56	2

PUNTING	NO	YDS	AVG	TB	IN20	LG	BL	NET
Saxon	87	3,498	40.2	10	28	58	1	34.5
COWBOYS	87	3,498	40.2	10	28	58	1	34.5
Opp.	87	3,620	41.6	9	17	62	1	36.6

PUNT RETURNS	NO	FC	YDS	AVG	LG	TD
Banks	27	14	160	5.9	20	0
Lavette	18	3	92	5.1	28	0
Holloway	1	0	0	0.0	0	0
COWBOYS	46	17	252	5.5	28	0
Opponents	41	14	301	7.3	26	0

KICKOFF RETURNS	NO	YDS	AVG	LG	TD
Lavette	36	699	19.4	37	0
Clack	19	421	22.2	51	0
Newsome	2	32	16.0	18	0
Banks	1	56	56.0	56	0
Tunnei	1	0	0.0	0	0
COWBOYS	59	1,208	20.5	56	0
Opponents	66	1,358	20.6	38	0

SCORE BY QUARTERS	1	2	3	4	OT	T
COWBOYS	61	105	62	118	0	346
Opponents	44	136	74	83	0	337

FIELD GOALS	11-19	20-29	30-39	40-49	50+
Septien	0-0	4-5	6-7	4-7	1-2
COWBOYS	0-0	4-5	6-7	4-7	1-2
Opponents	1-1	4-5	5-8	5-7	1-9

Septien: (35),(27),(,)(,)(32,42M),(,)(21,37,36),(38),  
(44,43,47),(33M,42M,63M),(20,44M,20),  
(33,28M),(,)(,)(48),(,)(50)  
Opponents: (36M),(,)(47,33,56M,52B,18),(42B),(,)(,  
(50M,51M,37M),(50M,31M),(35,36),  
(25,51M),(45),(44M,55M),(50M,25,  
41),(42,26M),(37,27),(26,50,40),(31)

SCORING	TDR	TDP	TDR1	FG	PAT	S	TP
Septien	0	0	0	15/21	43/43	0	88
Walker	12	2	0	0/0	0/0	0	84
Dorsett	5	1	0	0/0	0/0	0	36
Newsome	2	3	0	0/0	0/0	0	30
Sherrard	0	5	0	0/0	0/0	0	30
Hill	0	3	0	0/0	0/0	0	18
Renfro	0	3	0	0/0	0/0	0	18
Chandler	0	2	0	0/0	0/0	0	12
Cosbie	0	1	0	0/0	0/0	0	6
Fellows	0	0	1a	0/0	0/0	0	6
Lavette	0	1	0	0/0	0/0	0	6
Pelluer	1	0	0	0/0	0/0	0	6
D. White	1	0	0	0/0	0/0	0	6
COWBOYS	21	21	1	15/21	43/43	0	346
Opponents	17	21	3*	16/30	39/41	2+	337

a 22 interception return vs. St. Louis (9/29)  
\* Pitts 22 fumble return vs. Atlanta (9/21)  
Butler 33 interception return vs. Atlanta (9/21)  
Irvin 50 interception return vs. L.A. Rams (12/7)  
+ R. Jones safety vs. Denver (10/5)  
Jeter safety vs. L.A. Rams (12/7)

## USUAL STARTERS

WR Tony Hill	LE Ed Jones
LT Mark Tunei(11)	LT John Dutton
Phil Pozderac(3)	RT Randy White
LG Glen Titensor	RE Jim Jeffcoat
C Tom Rafferty	LLB Mike Hegman
RG Crawford Ker	MLB Eugene Lockhart
RT Jim Cooper(9)	RLB Jeff Rohrer
Phil Pozderac(7)	LCB Everson Walls
TE Doug Cosbie	RCB Ron Fellows
WR Mike Renfro(6)	SS Bill Bates
Gordon Banks(5)	FS Michael Downs
Mike Sherrard(4)	
QB Steve Pelluer(9)	
Danny White(6)	
RB Tony Dorsett(12)	
Herschel Walker(4)	
FB Timmy Newsome(12)	
Herschel Walker(4)	

PASSING	ATT	COMP	YDS	PCT	ATT	TD	INT	PCT	PCT	LG	SKS/YDS	RATING
Pelluer	378	215	2,727	56.9	7.21	8	2.1	17	4.5	84	47/362	67.9
D. White	153	95	1,157	62.1	7.56	12	7.8	5	3.3	63	10/98	97.9
Collier	15	8	96	53.3	6.40	1	6.7	2	13.3	27	3/38	55.8
Renfro	1	1	23	100.0	23.00	0	0.0	0	0.0	23	0/0	118.8
COWBOYS	547	319	4,003	58.3	7.32	21	3.8	24	4.4	84	60/498	75.7
Opponents	464	226	3,149	48.7	6.79	21	4.5	17	3.7	71	53/364	70.8













## 1990 ★ DALLAS COWBOYS STATISTICS ★ 1990

RECORD: 7-9  
FOURTH PLACE, NFC EAST  
HEAD COACH: JIMMY JOHNSON

Date	W/L	Score	Opponent	Att.
9/9	W	17-14	SAN DIEGO	48,063
9/16	L	7-28	N.Y. GIANTS	61,090
9/23	L	15-19	@ Washington	53,804
9/30	L	17-31	@ N.Y. Giants	75,923
10/7	W	14-10	TAMPA BAY	60,076
10/14	L	3-20	@ Phoenix	45,235
10/21	W	17-13	@ Tampa Bay	68,315
10/28	L	20-21	PHILADELPHIA	62,605
11/4	L	9-24	@ N.Y. Jets	68,086
11/11	L	6-24	SAN FRANCISCO	62,966
11/18	W	24-21	@ L.A. Rams	58,589
11/22	W	27-17	WASHINGTON	60,355
12/2	W	17-13	NEW ORLEANS	60,087
12/9			- Bye -	
12/16	W	41-10	PHOENIX	60,190
12/23	L	3-17	@ Philadelphia	63,895
12/30	L	7-26	@ Atlanta	50,097

TEAM STATISTICS	DALLAS	OPP
FIRST DOWNS	250	280
Rushing	88	109
Passing	135	153
Penalty	27	18
Third Down-Made/Att	67/198	85/208
Third Down Efficiency	33.8	40.9
Fourth Down-Made/Att	5/10	8/16
TOTAL NET YARDS	4,081	4,615
Avg. Per Game	255.1	288.4
Total Plays	911	988
Avg. Per Play	4.5	4.7
NET YARDS RUSHING	1,500	1,976
Avg. Per Game	93.8	123.5
Total Rushes	393	482
Avg. Per Rush	3.8	4.1
NET YARDS PASSING	2,581	2,639
Sacked/Yards Lost	43/317	36/292
Gross Yards	2,898	2,931
Attempts/Completions	475/254	470/271
Pct. of Completions	53.5	57.7
Had Intercepted	24	11
PUNTS/AVERAGE	79/43.2	70/40.9
Net Punting Average	35.6	36.2
PUNT RET./AVG.	39/6.4	43/10.2
KICKOFF RET./AVG.	54/20.4	55/20.7
INT./AVG. RET.	11/11.5	24/14.7
PENALTIES/YARDS	98/729	104/911
FUMBLES/BALL LOST	27/9	32/19
TOUCHDOWNS	27	36
Rushing	13	18
Passing	12	12
Returns	2	6
EXTRA POINTS/ATTEMPTS	26/27	36/36
FIELD GOALS/ATTEMPTS	18/25	18/26
AVG TIME OF POSSESSION	28:44	31:16

RUSHING	ATT	YDS	AVG	LG	TD
E. Smith	241	937	3.9	48	11
Agee	53	213	4.0	28	0
Aikman	40	172	4.3	20	1
Highsmith	19	48	2.5	7	0
Dixon	11	43	3.9	18	0
Johnston	10	35	3.5	8	1
Wright	3	26	8.7	14	0
Saxon	1	20	20.0	20	0
Laufenberg	2	6	3.0	5	0
T. Smith	6	6	1.0	3	0
Bates	1	4	4.0	4	0
Walsh	1	0	0.0	0	0
Martin	4	-2	-0.5	3	0
McKinnon	1	-8	-8.0	-8	0
COWBOYS	393	1,500	3.8	48	13
Opponents	482	1,976	4.1	67	18

RECEIVING	NO	YDS	AVG	LG	TD
Martin	64	732	11.4	45	0
Novacek	59	657	11.1	41	4
Agee	30	272	9.1	30	1
E. Smith	24	228	9.5	57	0
Irvin	20	413	20.7	61	5
McKinnon	14	172	12.3	28	1
Johnston	14	148	10.6	26	1
Awalt	13	133	10.2	25	0
Wright	11	104	9.5	20	0
Highsmith	3	13	4.3	7	0
Dixon	2	26	13.0	21	0
COWBOYS	254	2,898	11.4	61	12
Opponents	271	2,931	10.8	58	12

INTERCEPTIONS	NO	YDS	AVG	LG	TD
Holt	3	72	24.0	64	1
Washington	3	24	8.0	13	0
Bates	1	4	4.0	4	0
Gant	1	26	26.0	26	0
Hendrix	1	0	0.0	0	0
Horton	1	0	0.0	0	0
Williams	1	0	0.0	0	0
COWBOYS	11	126	11.5	64	1
Opponents	24	353	14.7	61	4

PUNTING	NO	YDS	AVG	TB	IN20	LG	BL	NET
Saxon	79	3,413	43.2	8	20	62	0	35.6
COWBOYS	79	3,413	43.2	8	20	62	0	35.6
Opp.	70	2,866	40.9	4	15	62	2	36.2

PUNT RETURNS	NO	FC	YDS	AVG	LG	TD
Shepard	20	1	121	6.1	13	0
Harris	12	6	63	5.3	12	0
Martin	5	3	46	9.2	17	0
McKinnon	2	1	20	10.0	20	0
COWBOYS	39	11	250	6.4	20	0
Opponents	43	8	438	10.2	98	1

KICKOFF RETURNS	NO	YDS	AVG	LG	TD
Dixon	36	736	20.4	47	0
Wright	12	276	23.0	90	1
Shepard	4	75	18.8	22	0
Stepnoski	1	15	15.0	15	0
Harris	1	0	0.0	0	0
COWBOYS	54	1,102	20.4	90	1
Opponents	55	1,136	20.7	76	1

SCORE BY QUARTERS	1	2	3	4	OT	T
COWBOYS	50	46	40	108	0	244
Opponents	55	102	52	100	0	308

FIELD GOALS	11-19	20-29	30-39	40-49	50+
Willis	0-0	4-4	7-9	7-8	0-4
COWBOYS	0-0	4-4	7-9	7-8	0-4
Opponents	0-0	9-9	5-8	2-6	2-3

Willis: (31), (1), (33.5M, 56M, 41), (22), (1), (37), (43M, 24), (43, 43.51M), (37, 35.32), (23, 37), (53M, 23), (49, 41), (47), (1), (46), (34M, 33M)

Opponents: (31M), (1), (37, 23, 24, 55), (47M, 34), (33), (28, 28), (37M, 23, 32), (1), (24), (39M, 42, 43M), (1), (52M, 25), (43, 50), (38), (47M, 29), (44M, 23)

SCORING	TDR	TDP	TDR1	FG	PAT	S	TP
Willis	0	0	0	18/25	26/26	0	80
E. Smith	11	0	0	0/0	0/0	0	66
Irvin	0	5	0	0/0	0/0	0	30
Novacek	0	4	0	0/0	0/0	0	24
Johnston	1	1	0	0/0	0/0	0	12
Agee	0	1	0	0/0	0/0	0	6
Aikman	1	0	0	0/0	0/0	0	6
Holt	0	0	1a	0/0	0/0	0	6
McKinnon	0	1	0	0/0	0/0	0	6
Wright	0	0	1b	0/0	0/0	0	6
COWBOYS	13	12	2	18/25	26/27	1f	244
Opponents	18	12	6*	18/26	36/36	10/30	

a 64 interception return vs. Tampa Bay (10/21)

b 90 kickoff return vs. N.Y. Giants (9/16)

# Mojsiejek stepped out of end zone vs.

Washington (9/23)

\* Taylor 11 interception return vs. N.Y. Giants

(9/16)

Green 18 interception return vs. Washington

(9/23)

Mathis 98 punt return vs. N.Y. Jets (11/4)

Allen 35 interception return vs. Philadelphia

(12/23)

Jones 76 kickoff return vs. Atlanta (12/30)

Sanders 61 interception return vs. Atlanta (12/30)

& Green tackled E. Smith in end zone vs. Atlanta (12/30)

## USUAL STARTERS

WR Michael Irvin(7)	LE Daniel Stubbs
Dennis McKinnon(7)	LT Dean Hanel(11)
LT Mark Tuinei(13)	Jim Jones(5)
Kevin Gogan(3)	RT Danny Noonan
LG Crawford Ker	RE Jim Jeffcoat(13)
C Mark Stepnoski	Tony Tolbert(3)
RG John Gesek(11)	LLB Jack Del Rio
Tony Slaton(4)	MLB Eugene Lockhart
RT Nate Newton	RLB Ken Norton
TE Jay Novacek	LCB Isaac Holt
WR Kelvin Martin	RCB Manny Hendrix(10)
QB Troy Aikman	Robert Williams(6)
RB Emmitt Smith	SS Vince Albritton(8)
FB Tommie Agee(11)	James Washington(8)
Alonso Highsmith(5)	FS Ray Horton

PASSING	ATT	COMP	YDS	PCT	AVG	ATT	PCT	INT	PCT	INT	LG	SKS/YDS	RATING
Aikman	399	226	2,579	56.6	6.46	11	2.8	18	4.5	611	39/288	66.6	
Laufenberg	67	24	279	35.8	4.16	1	1.5	6	9.0	271	4/29	16.9	
Walsh	9	4	40	44.4	4.44	0	0.0	0	0.0	20	0/0	57.6	
COWBOYS	475	254	2,898	53.5	6.10	12	2.5	24	5.1	611	43/317	59.4	
Opponents	470	271	2,931	57.7	6.24	12	2.6	11	2.3	581	26/292	74.9	



## 1991 ★ DALLAS COWBOYS STATISTICS ★ 1991

RECORD: 11-5  
SECOND LEAGUE, NFC EAST  
HEAD COACH: JIMMY JOHNSON

Date	W/L	Score	Opponent	Att.
9/1	W	26-14	@ Cleveland	78,860
9/9	L	31-33	WASHINGTON	63,025
9/15	L	0-24	PHILADELPHIA	62,656
9/22	W	17-9	@ Phoenix	68,814
9/29	W	21-16	N.Y. GIANTS	64,010
10/6	W	20-17	@ Green Bay	53,895
10/13	W	35-23	CINCINNATI	63,275
10/20			- Bye -	
10/27	L	10-34	@ Detroit	74,906
11/3	W	27-7	PHOENIX	61,190
11/10	L	23-26	@ Houston (OT)	63,001
11/17	L	9-22	@ N.Y. Giants	76,410
11/24	W	24-21	@ Washington	55,561
11/28	W	20-10	PITTSBURGH	62,253
12/8	W	23-14	NEW ORLEANS	64,530
12/15	W	25-13	@ Philadelphia	65,854
12/22	W	31-27	ATLANTA	60,962

1991 FIRST ROUND PLAYOFFS  
12/29 W 17-13 @ Chicago 62,594

1991 DIVISIONAL PLAYOFFS  
1/5/92 L 6-38 @ Detroit 78,290

TEAM STATISTICS	DALLAS	OPP
FIRST DOWNS	304	299
Rushing	89	103
Passing	191	180
Penalty	24	16
Third Down-Made/Att	74/196	76/194
Third Down Efficiency	37.8	39.2
Fourth Down-Made/Att	6/14	7/17
TOTAL NET YARDS	5,101	5,066
Avg. Per Game	318.8	316.6
Total Plays	971	963
Avg. Per Play	5.3	5.3
NET YARDS RUSHING	1,711	1,571
Avg. Per Game	106.9	98.2
Total Rushes	433	400
Avg. Per Rush	4.0	3.9
NET YARDS PASSING	3,390	3,495
Sacked/Yards Lost	38/273	23/151
Gross Yards	3,663	3,646
Attempts/Completions	500/305	540/320
Pct. of Completions	61.0	59.3
Had Intercepted	12	12
PUNTS/AVERAGE	57/42.6	61/38.8
Net Punting Average	36.8	32.4
PUNT RET./AVG.	29/10.7	28/8.3
KICKOFF RET./AVG.	52/21.7	69/16.9
INT./AVG. RET.	12/13.9	12/20.3
PENALTIES/YARDS	74/610	97/801
FUMBLES/BALL LOST	23/12	23/11
TOUCHDOWNS	37	32
Rushing	15	11
Passing	16	17
Returns	6	4
EXTRA POINTS/ATTEMPTS	37/37	31/32
FIELD GOALS/ATTEMPTS	27/39	29/39
AVG TIME OF POSSESSION	30:06	29:54

	PASSING	ATT	COMP	YDS	PCT	AVG	PCT			LG	SKS/YDS	RATING
							TD	INT	LG			
Aikman	363	237	2,754	65.3	7.59	11	3.0	10	2.8	61	32/224	86.7
Beuerlein	137	68	909	49.6	6.64	5	3.6	2	1.5	66r	6/49	77.2
COWBOYS	500	305	3,663	61.0	7.33	16	3.2	12	2.4	66r	38/273	84.1
Opponents	540	320	3,646	59.3	6.75	17	3.1	12	2.2	67r	23/151	80.8

RUSHING	ATT	YDS	AVG	LG	TD
E. Smith	365	1,563	4.3	75t	12
Blake	15	80	5.3	30t	1
Johnston	17	54	3.2	10	0
Agee	9	20	2.2	8	1
Aikman	16	5	0.3	9	1
Richards	2	4	2.0	3	0
Wright	2	-1	-0.5	3	0
Beuerlein	7	-14	-2.0	-1	0
COWBOYS	433	1,711	4.0	75t	15
Opponents	400	1,571	3.9	75t	11

RECEIVING	ATT	YDS	AVG	LG	TD
Irvin	93	1,523	16.4	66t	8
Novacek	59	664	11.3	49	4
E. Smith	49	258	5.3	14	1
Johnston	28	244	8.7	22	1
Harper	20	326	16.3	39	1
Martin	16	243	15.2	27	0
Roberts	16	136	8.5	21	1
Wright	10	170	17.0	53	0
Agee	7	43	6.1	9	0
Awalt	5	57	11.4	20	0
Blake	1	5	5.0	5	0
Aikman	1	-6	-6.0	-6	0
COWBOYS	305	3,663	12.0	66t	16
Opponents	320	3,646	11.4	67t	17

INTERCEPTIONS	NO	YDS	AVG	LG	TD
Holt	4	2	0.5	2	0
Brown	2	31	15.5	20	0
Washington	2	9	4.5	9	0
Edwards	1	36	36.0	36t	1
Gant	1	0	0.0	0	0
Horton	1	65	65.0	65t	1
Williams	1	24	24.0	24	0
COWBOYS	12	167	13.9	65t	2
Opponents	12	244	20.3	96t	2

PUNTING	NO	YDS	AVG	TBIN20	LG	BL	NET
Saxon	57	2,426	42.6	5	16	64	0
COWBOYS	57	2,426	42.6	5	16	64	0
Opp.	61	2,364	38.8	4	14	77	3

PUNT RETURNS	NO	FC	YDS	AVG	LG	TD
Martin	21	8	244	11.6	85t	1
Shepard	6	3	57	9.5	14	0
Horton	1	0	8	8.0	8	0
Brownlow	1	0	0	0.0	0	0
Wright	0	1	0	0.0	0	0
COWBOYS	29	12	309	10.7	85t	1
Opponents	28	10	231	8.3	34	0

KICKOFF RETURNS	NO	YDS	AVG	LG	TD
Wright	21	514	24.5	102t	1
Dixon	18	398	22.1	39	0
Gant	6	114	19.0	26	0
Shepard	3	54	18.0	21	0
Martin	3	47	15.7	25	0
Horton	1	0	0.0	0	0
COWBOYS	52	1,127	21.7	102t	1
Opponents	69	1,169	16.9	82t	1

SCORE BY QUARTERS	1	2	3	4	OT	T
COWBOYS	91	105	35	111	0	342
Opponents	61	89	66	91	3	310

FIELD GOALS	11-19	20-29	30-39	40-49	50+
Willis	2-2	6-6	9-11	6-13	4-7
COWBOYS	2-2	6-6	9-11	6-13	4-7
Opponents	1-1	11-11	5-5	9-14	3-8

Willis:	(38,25,22,54),(51),(1),(48M,52M,45M,41),(1),(40M,23,39),(1),(47R,35),(36,27),(35,37,45),(22,31,18),(51R,32M,42),(45M,18,47R,38M,43),(50,41,40),(50,55M,32,37),(20,45M)
Opponents:	(45M),(53,52,45,46),(42,55M),(49M,32,32,29),(43,52M,29,25),(42),(45,24,26),(44,32),(1),(52,19,22,41M,23),(27,37,22),(1),(42,51M),(54M),(37,51M,47),(49M,25,29,49M)

SCORING	TDR	TDP	TDR1	FG	PAT	T	PT
Willis	0	0	0	27/39	37/37	0	118
E. Smith	12	1	0	0/0	0/0	0	78
Irvin	0	8	0	0/0	0/0	0	48
Novacek	0	4	0	0/0	0/0	0	24
Horton	0	0	2a	0/0	0/0	0	12
Agee	1	0	0	0/0	0/0	0	6
Aikman	1	0	0	0/0	0/0	0	6
Blake	1	0	0	0/0	0/0	0	6
Edwards	0	0	1b	0/0	0/0	0	6
Harper	0	1	0	0/0	0/0	0	6
Johnston	0	1	0	0/0	0/0	0	6
Martin	0	0	1c	0/0	0/0	0	6
Roberts	0	1	0	0/0	0/0	0	6
R. Williams	0	0	1d	0/0	0/0	0	6
Wright	0	0	1e	0/0	0/0	0	6
Hendrix	0	0	0	0/0	0/1	1	2
COWBOYS	15	16	6	27/39	37/37	1	342
Opponents	11	17	4	29/39	31/32	0	310

- a 20 fumble return vs. N.Y. Giants (9/29)  
 65 interception return vs. Green Bay (10/6)  
 b 36 interception return vs. Cincinnati (10/13)  
 c 85 punt return vs. Philadelphia (12/15)  
 d 18 blocked punt return vs. Houston (11/10)  
 e 102 kickoff return vs. Atlanta (12/22)  
 # tackled Booty in end zone vs. Philadelphia (12/25)  
 \* Wilson 82 kickoff return vs. Green Bay (10/6)  
 White 55 blocked FG return vs. Detroit (10/27)  
 Crockett 96 interception return vs. Detroit (10/27)  
 Mayhew 31 interception return vs. Washington (11/24)

## USUAL STARTERS

WR Alvin Harper(5)	LE Tony Tolbert
Alfredo Roberts(5)	LT Tony Castlas
Alexander Wright(5)	RT Russel Maryland(7)
LT Mark Tuine(12)	Jimmie Jones(6)
Alan Veingrad(3)	Danny Noonan(3)
LG Kevin Gogan	RE Jim Jeffcoat
C Mark Stepnoski	LLB Ken Norton
RG John Gesek	MLB Jack Del Rio
RT Nate Newton	RLB Vinson Smith
TE Jay Novacek(12)	LCB Isaac Holt
Alfredo Roberts(4)	RCB Larry Brown(13)
WR Michael Irvin	Manny Hendrix(3)
QB Steve Aikman(12)	SS James Washington
Steve Beuerlein(4)	FS Ray Horton
RB Emmitt Smith	
FB Daryl Johnston	



# HISTORY

## 1992 ★ DALLAS COWBOYS STATISTICS ★ 1992

**RECORD: 13-3**  
**FIRST PLACE, NFC EAST**  
**HEAD COACH: JIMMY JOHNSON**

Date	W/L	Score	Opponent	Att.
9/7	W	23-10	WASHINGTON	63,538
9/13	W	34-28	@N.Y. Giants	76,430
9/20	W	31-20	PHOENIX	62,575
9/27			- Bye -	
10/5	L	7-31	@ Philadelphia	66,572
10/11	W	27-0	SEATTLE	62,311
10/18	W	17-10	KANSAS CITY	64,115
10/25	W	28-13	@ L.A. Raiders	91,505
11/1	W	20-10	PHILADELPHIA	65,012
11/8	W	37-3	@ Detroit	74,816
11/15	L	23-27	L.A. RAMS	63,690
11/22	W	16-10	@ Phoenix	72,439
11/26	W	30-3	N.Y. GIANTS	62,416
12/6	W	31-27	@ Denver	74,946
12/13	L	17-20	@ Washington	56,437
12/21	W	41-17	@ Atlanta	67,036
12/27	W	27-14	CHICAGO	63,101

### 1992 DIVISIONAL PLAYOFFS

1/10/93W 34-10 PHILADELPHIA 63,721

### 1992 NFC CHAMPIONSHIP GAME

1/17/93W 30-20 @ San Francisco 64,920

### SUPER BOWL XXVII

(Pasadena)

1/31/93W 52-17 Buffalo 98,374

### TEAM STATISTICS

	DALLAS	OPP
FIRST DOWNS	324	241
Rushing	119	68
Passing	183	147
Penalty	22	26
Third Down-Made/Att	87/208	50/184
Third Down Efficiency	41.8	27.2
Fourth Down-Made/Att	8/12	7/15
TOTAL NET YARDS	5,606	3,933
Avg. Per Game	350.4	245.8
Total Plays	1,014	873
Avg. Per Play	5.5	4.5
NET YARDS RUSHING	2,121	1,244
Avg. Per Game	132.6	77.8
Total Rushes	500	345
Avg. Per Rush	4.2	3.6
NET YARDS PASSING	3,485	2,689
Sacked/Yards Lost	23/112	44/347
Gross Yards	3,597	3,036
Attempts/Completions	491/314	484/263
Pct. of Completions	64.0	54.3
Had Intercepted	15	17
PUNTS/AVERAGE	61/43.0	87/42.1
Net Punting Average	33.5	35.1
PUNT RET./AVG.	44/12.5	34/11.7
KICKOFF RET./AVG.	37/18.9	60/20.3
INT./AVG. RET.	17/9.3	15/20.0
PENALTIES/YARDS	91/650	94/727
FUMBLES/BALL LOST	16/9	25/14
TOUCHDOWNS	48	29
Rushing	20	11
Passing	23	16
Returns	5	2
EXTRA POINTS/ATTEMPTS	47/48	27/29
FIELD GOALS/ATTEMPTS	24/35	14/17
AVG TIME OF POSSESSION	33:57	26:03

	PASSING	ATT	COMP	YDS	PCT	AVG	TD	PCT	PCT	LG	SKS/YDS	RATING	
Aikman	473	302	3,445	63.8	7.28		23	4.9	14	3.0	871	23/112	89.5
Beuerlein	18	12	152	66.7	8.44		0	0.0	1	5.6	27	0/0	69.7
COWBOYS	491	314	3,597	64.0	7.33		23	4.7	15	3.1	871	23/112	88.8
Opponents	484	263	3,036	54.3	6.27		16	3.3	17	3.5	67	44/347	69.9

RUSHING	ATT	YDS	AVG	LG	TD
E. Smith	373	1,713	4.6	68t	18
Richards	49	176	3.6	15	1
Aikman	37	105	2.8	19	1
Johnston	17	61	3.6	14	0
Agee	16	54	3.4	10	0
Harper	1	15	15.0	15	0
Martin	2	13	6.5	8	0
Beuerlein	4	-7	-1.8	-1	0
Irvin	1	-9	-9.0	-9	0
COWBOYS	500	2,121	4.2	68t	20
Opponents	345	1,244	3.6	28	11

RECEIVING	NO	YDS	AVG	LG	TD
Irvin	78	1,396	17.9	87t	7
Novacek	68	630	9.3	34	6
E. Smith	59	335	5.7	26t	1
Harper	35	562	16.1	52	4
Martin	32	359	11.2	27	3
Johnston	32	249	7.8	18	2
Roberts	3	36	12.0	18	0
Agee	3	18	6.0	8	0
Richards	3	8	2.7	6	0
Gesek	1	4	4.0	4	0
COWBOYS	314	3,597	11.5	87t	23
Opponents	263	3,036	11.5	81	16

INTERCEPTIONS	NO	YDS	AVG	LG	TD
Washington	3	31	10.3	16	0
Gant	3	19	6.3	11	0
Everett	2	28	14.0	17	0
Horton	2	15	7.5	15t	1
Holt	2	11	5.5	8	0
K. Smith	2	10	5.0	7	0
Brown	1	30	30.0	30	0
Myles	1	13	13.0	13	0
Harper	1	1	1.0	1	0
COWBOYS	17	158	9.3	30	1
Opponents	15	300	20.0	59	0

PUNTING	NO	YDS	AVG	TBIN20	LG	BL	NET
Saxon	61	2,620	43.0	9	19	58	0 33.5
COWBOYS	61	2,620	43.0	9	19	58	0 33.5
Opp.	87	3,660	42.1	3	17	73	2 35.1

PUNT RETURNS	NO	FC	YDS	AVG	LG	TD
Martin	42	18	532	12.7	79t	2
K. Smith	1	0	17	17.0	17	0
Horton	1	0	1	1.0	1	0
COWBOYS	44	18	550	12.5	79t	2
Opponents	34	6	397	11.7	65	0

KICKOFF RETURNS	NO	YDS	AVG	LG	TD
Martin	24	503	21.0	59	0
Wright	8	117	14.6	21	0
Holmes	3	70	23.3	28	0
K. Smith	1	9	9.0	9	0
Edwards	1	0	0.0	0	0
COWBOYS	37	699	18.9	59	0
Opponents	60	1,217	20.3	42	0

SCORE BY	QUARTERS	1	2	3	4	OT	T
COWBOYS		108	116	134	51	0	409
Opponents		54	53	51	85	0	243

FIELD GOALS	11-19	20-29	30-39	40-49	50+
Elliot	0-0	6-7	10-14	5-10	3-4
COWBOYS	0-0	6-7	10-14	5-10	3-4
Opponents	1-1	4-4	4-5	5-7	0-0

Elliot: (32M),(39,35),(33B,29),(48M),(31,51,42M),(51M,39),(48M),(42M,38M,35,48),(25,42,30),(37,42,36),(28),(45,33,53),(53,32M),(23),(47,22,46M),(28M,21,34)

Opponents: (49),(1),(22,42),(40),(40M),(32),(1),(18),(36),(33,44),(20),(35M,42,44M),(1),(32,22),(27),(1)

SCORING	TDR	TD	TDR1	FG	PAT	S	TP
Elliot	0	0	0	24/35	47/48	0	119
E. Smith	18	1	0	0/0	0/0	0	114
Irvin	0	7	0	0/0	0/0	0	42
Novacek	0	6	0	0/0	0/0	0	36
Martin	0	3	2a	0/0	0/0	0	30
Harper	0	4	0	0/0	0/0	0	24
Johnston	0	2	0	0/0	0/0	0	12
Aikman	1	0	0	0/0	0/0	0	6
Horton	0	0	1b	0/0	0/0	0	6
Maryland	0	0	1c	0/0	0/0	0	6
Richards	1	0	0	0/0	0/0	0	6
R. Williams	0	0	1d	0/0	0/0	0	6
Holt	0	0	0	0/0	0/0	1#	2
COWBOYS	20	23	5	24/35	47/48	1	409
Opponents	11	16	2	14/17	27/29	0	243

- a 79 punt return vs. Washington (9/7)
- 74 punt return vs. L.A. Rams (11/15)
- b 15 interception return vs. Seattle (10/11)
- c 26 fumble return vs. Chicago (12/27)
- d 3 block punt return vs. N.Y. Giants (9/13)
- # Blocked punt out of end zone vs. Washington (9/7)
- \* Copeland fumble recovery in end zone vs. Washington (12/13)
- Zorich 42 fumble return vs. Chicago (12/27)

### USUAL STARTERS

WR Alvin Harper	LE Tony Tolbert
LT Mark Tuinei	LT Tony Casillas
LG Nate Newton	RT Russell Maryland
C Mark Stepnoski	RE Charles Haley(13)
RG John Gesek	Jim Jeffcoat(3)
RT Erik Williams	LLB Vinson Smith(13)
TE Jay Novacek	Kenneth Gant(3)
WR Michael Irvin	MLB Robert Jones(13)
QB Troy Aikman	Ken Norton(3)
RB Emmitt Smith	RLB Ken Norton
FB Daryl Johnston	LCB Issiac Holt(11)
	Kevin Smith(5)
	RCB Larry Brown
	SS Thomas Everett(9)
	James Washington(6)
	FS James Washington(9)
	Ray Horton(7)





# 1993 ★ DALLAS COWBOYS STATISTICS ★ 1993

**RECORD: 12-4**  
**FIRST PLACE, NFC EAST**  
**HEAD COACH: JIMMY JOHNSON**

Date	W/L	Score	Opponent	Att.
9/6	L	16-35	@ Washington	56,345
9/12	L	10-13	BUFFALO	63,226
9/19	W	17-10	@ Phoenix	73,025
9/26			- Bye -	
10/3	W	36-14	GREEN BAY	63,568
10/10	W	27-3	@ Indianapolis	60,453
10/17	W	26-17	SAN FRANCISCO	65,099
10/24			- Bye -	
10/31	W	23-10	@ Philadelphia	61,912
11/7	W	31-9	N.Y. GIANTS	64,735
11/14	W	20-15	PHOENIX	64,224
11/21	L	14-27	@ Atlanta	67,337
11/25	L	14-16	MIAMI	60,198
12/6	W	23-17	PHILADELPHIA	64,521
12/12	W	37-20	@ Minnesota	63,321
12/18	W	28-7	@ New York Jets	73,233
12/26	W	38-3	WASHINGTON	64,497
1/2/94	W	16-13	@ N.Y. Giants (OT)	77,356

**DIVISIONAL PLAYOFF**

1/16/94W	27-17	GREEN BAY	64,790
----------	-------	-----------	--------

**NFC CHAMPIONSHIP GAME**

1/23/94W	38-21	SAN FRANCISCO	64,902
----------	-------	---------------	--------

**SUPER BOWL XXVIII**

(Atlanta)

1/30/94W	30-13	Buffalo	72,817
----------	-------	---------	--------

**TEAM STATISTICS**

	DALLAS	OPP
FIRST DOWNS	322	297
Rushing	120	94
Passing	172	176
Penalty	30	27
Third Down-Made/Att	83/198	87/219
Third Down Efficiency	41.9	39.7
Fourth Down-Made/Att	7/12	6/17
TOTAL NET YARDS	5,615	4,767
Avg. Per Game	350.9	297.9
Total Plays	994	1012
Avg. Per Play	5.6	4.7
NET YARDS RUSHING	2,161	1,651
Avg. Per Game	135.1	103.2
Total Rushes	490	423
Avg. Per Rush	4.4	3.9
NET YARDS PASSING	3,454	3,116
Avg. Per Game	215.9	194.8
Sacks/Yards Lost	29/163	34/231
Gross Yards	3,617	3,347
Attempts/Completions	475/317	555/334
Pct. of Completions	66.7	60.2
Had Intercepted	6	14
PUNTS/AVERAGE	56/41.8	78/41.3
Net Punting Average	37.7	34.8
PUNT RET./AVG.	37/10.3	32/5.3
KICKOFF RET./AVG.	36/21.1	66/18.6
INT./AVG. RET.	14/12.2	6/7.8
PENALTIES/YARDS	94/744	87/653
FUMBLES/BALL LOST	33/16	22/14
TOUCHDOWNS	41	23
Rushing	20	7
Passing	18	14
Returns	3	2
EXTRA POINTS/ATTEMPTS	40/41	23/23
FIELD GOALS/ATTEMPTS	30/37	22/27
AVG TIME OF POSSESSION	30:56	29:04

	PASSING	ATT	COMP	YDS	PCT	TD	INT	PCT	ATT	PCT	TD	INT	PCT	LG	SKS/YDS	RATING
Aikman	392	271	3,100	69.1	7.91	15	3.8	6	1.5	80t	26/153	99.0				
Kosar	63	36	410	57.1	6.51	3	4.8	0	0.0	86e	2/4	92.7				
J. Garret	19	9	61	47.4	3.21	0	0.0	0	0.0	16	1/6	54.9				
Harper	1	1	46	100.0	46.00	0	0.0	0	0.0	46	0/0	118.8				
COWBOYS	475	317	3,617	66.7	7.61	18	3.8	6	1.3	86	29/163	96.8				
Opponents	555	334	3,347	60.2	6.03	14	2.5	14	2.5	70t	34/231	75.3				

RUSHING	ATT	YDS	AVG	LG	TD
E. Smith	283	1,486	5.3	62t	9
Lassic	75	269	3.6	15	3
Coleman	34	132	3.9	16	2
Aikman	32	125	3.9	20	0
Johnston	24	74	3.1	11	3
Gainer	9	29	3.2	8	0
K. Williams	7	26	3.7	12	2
Agee	6	13	2.2	6	0
Kosar	9	7	0.8	4	0
Irvin	2	6	3.0	9	0
Novacek	1	2	2.0	2t	1
J. Garret	8	-8	-1.0	0	0
COWBOYS	490	2,161	4.4	62t	20
Opponents	423	1,651	3.9	77t	7

RECEIVING	ATT	YDS	AVG	LG	TD
Irvin	88	1,330	15.1	61t	7
E. Smith	57	414	7.3	86	1
Johnston	50	372	7.4	20	1
Novacek	44	445	10.1	30	1
Harper	36	777	21.6	80t	5
K. Williams	20	151	7.6	33	2
Lassic	9	37	4.1	9	0
Gainer	6	37	6.3	8	0
Coleman	4	24	6.0	10	0
T. Williams	1	25	25.0	25	0
Price	1	4	4.0	4	0
Galbraith	1	1	1.0	1t	1
COWBOYS	317	3,617	11.4	86	18
Opponents	334	3,347	10.0	70t	14

INTERCEPTIONS	NO	YDS	AVG	LG	TD
K. Smith	6	56	9.3	32t	1
Bates	2	25	12.5	22	0
Everett	2	25	12.5	17	0
Washington	1	38	38.0	24	0
Norton	1	25	25.0	25	0
Marion	1	2	2.0	2	0
Gant	1	0	0.0	0	0
COWBOYS	14	171	12.2	32t	1
Opponents	6	47	7.8	26	0

PUNTING	NO	YDS	AVG	TBIN20	LG	BL	NET
Jett	56	2,342	41.8	3	22	59	0 37.7
COWBOYS	56	2,342	41.8	3	22	59	0 37.7
Opp.	78	3,219	41.3	6	21	60	0 34.8

PUNT RETURNS	NO	FC	YDS	AVG	LG	TD
K. Williams	36	14	381	10.6	64t	2
Washington	1	0	0	0.0	0	0
COWBOYS	37	14	381	10.3	64t	2
Opponents	32	12	169	5.3	20	0

KICKOFF RETURNS	NO	YDS	AVG	LG	TD
K. Williams	31	689	22.2	49	0
K. Smith	1	33	33.0	33	0
Gant	1	18	18.0	18	0
R. Jones	1	12	12.0	12	0
Hennings	1	7	7.0	7	0
Novacek	1	-1	-1.0	-1	0
Vanderbeek	0	0	0.0	0	0
COWBOYS	36	758	21.1	49	0
Opponents	66	1,225	18.6	95t	1

SCORE BY	QUARTERS	1	2	3	4	OT	T
COWBOYS		76	124	86	87	3	376
Opponents		43	46	79	61	0	229

FIELD GOALS	11-19	20-29	30-39	40-49	50+
Murray	4-4	4-4	9-12	8-8	3-5
Elliott	0-0	1-1	0-1	1-2	0-0
COWBOYS	4-4	5-5	9-13	9-10	3-5
Opponents	3-3	11-11	5-6	3-7	0-0

Murray: (1), (1), (23,50M), (33,19,19,50,48), (30,32), (48,39,29,35M,18), (35,23,40), (34,54M), (44,43), (-), (32M), (23,19,47), (51,52,46), (1), (39M,38), (32,38,41).

Elliott: (22), (49M,43,30M)  
 Opponents: (32M), (48,35), (20), (42M), (27), (25), (33), (21,45,29), (19,47), (26,24), (44M), (20,31,41B,19), (25,44M), (19,21), (1), (32), (29,31).

SCORING	TDR	TDP	TDR	FG	PAT	S	TP
Murray	0	0	0	28/33	38/38	0	122
E. Smith	9	1	0	0/0	0/0	0	60
Irvin	0	7	0	0/0	0/0	0	42
K. Williams	2	2	2a	0/0	0/0	0	36
Harper	0	5	0	0/0	0/0	0	30
Johnston	3	1	0	0/0	0/0	0	24
Lassic	3	0	0	0/0	0/0	0	18
Coleman	0	2	0	0/0	0/0	0	12
Novacek	1	1	0	0/0	0/0	0	12
Elliott	0	0	0	2/4	2/3	0	8
Galbraith	0	1	0	0/0	0/0	0	6
K. Smith	0	0	1b	0/0	0/0	0	6
COWBOYS	20	18	3	30/37	40/14	0	376
Opponents	7	14	2	22/27	23/23	1	229

a 64 yd. punt return, vs. Miami (11/25)  
 b 62 yd. punt return, vs. Washington (11/26)  
 c 32 yd. interception return, @ N.Y. Jets (12/18)  
 \* 95 yd. kickoff ret., R Brooks, vs. G.Bay (10/3)  
 † 47 yd. fum. ret., E. Davis, vs. S.F. (10/17)  
 ‡ Kosar intentional grounding in end zone vs. Phoenix (11/14)

**USUAL STARTERS**

WR Alvin Harper	LE Tony Tolbert
LT Mark Tuinei	LT Tony Casillas
LG Nate Newton	RT Russell Maryland(12)
C Mark Stepnoski(13)	Leon Lett(4)
Frank Cornish(3)	RE Charles Haley(11)
RG Kevin Gogan	Jim Jeffcoat(3)
RT Erik Williams	LLB Dixon Edwards
TE Jay Novacek	MLB Ken Norton(3)
WR Michael Irvin	Robert Jones(3)
QB Troy Aikman	RLB Darrin Smith(12)
RB Emmitt Smith(13)	Ken Norton(3)
Derrick Lassic(3)	LCB Kevin Smith
Daryl Johnston	RCB Larry Brown
	SS Darren Woodson
	FS Thomas Everett



## 1994 ★ DALLAS COWBOYS STATISTICS ★ 1994

RECORD: 12-4  
FIRST PLACE, NFC EAST  
HEAD COACH: BARRY SWITZER

Date	W/L	Score	Opponent	Att.
9/4	W	26-9	@ Pittsburgh	60,156
9/11	W	20-17	HOUSTON	64,402
9/19	L	17-20	DETROIT (OT)	64,102
9/25			- Bye -	
10/2	W	34-7	@ Washington	55,394
10/9	W	38-3	ARIZONA	64,518
10/16	W	24-13	PHILADELPHIA	64,703
10/23	W	28-21	@ Arizona	71,023
10/30	W	23-20	@ Cincinnati	57,096
11/7	W	38-10	N.Y. GIANTS	64,836
11/13	L	14-21	@ San Francisco	69,014
11/20	W	31-7	WASHINGTON	64,644
11/24	W	42-31	GREEN BAY	64,597
12/4	W	31-19	@ Philadelphia	65,947
12/10	L	14-19	CLEVELAND	64,826
12/19	W	24-16	@ New Orleans	67,323
12/24	L	10-15	@ N.Y. Giants	66,943

DIVISIONAL PLAYOFF  
1/8/95 W 35-9 GREEN BAY 64,475

NFC CHAMPIONSHIP GAME  
1/15/95 L 28-38 @ San Francisco 69,125

RUSHING	ATT	YDS	AVG	LG	TD
E. Smith	368	1,484	4.0	46	21
Coleman	64	180	2.8	13	1
Johnston	40	138	3.5	9	2
B. Thomas	24	70	2.9	11	1
Aikman	30	62	2.1	13	1
K. Williams	6	20	3.3	8	0
Agee	5	4	0.8	3	0
Wilson	1	-1	-1.0	-1	0
Garrett	3	-2	-0.7	0	0
Peete	9	-2	-0.2	2	0

COWBOYS	550	1,953	3.6	46	26
Opponents	437	1,561	3.6	40	8

RECEIVING	NO	YDS	AVG	LG	TD
Irvin	79	1,241	15.7	65t	6
E. Smith	50	341	6.8	68	1
Novacek	47	475	10.1	27	2
Johnston	44	325	7.4	24	2
Harper	33	821	24.9	90	8
K. Williams	13	181	13.9	29	0
Coleman	8	46	5.8	14	0
Galbraith	4	31	7.8	15	0
B. Thomas	2	1	0.5	5	0
Agee	1	2	2.0	2	0
Kennard	1	-3	-3.0	-3	0

COWBOYS	282	3,461	12.3	90	19
Opponents	269	3,051	11.3	67t	19

SCORE BY QUARTERS	1	2	3	4	OT	T
COWBOYS	100	122	104	88	0	414
Opponents	34	93	46	72	3	248

FIELD GOALS 11-19	20-29	30-39	40-49	50+	
Boniol	3-3	3-4	10-12	6-9	0-1
COWBOYS	3-3	3-4	10-12	6-9	0-1
Opponents	1-1	6-6	8-8	5-6	0-4

Boniol: (40,31,21,32),(45,29),(19),(28,47),(41M, 19),(37),(43B),(38M,37,43,38),(45),(43M), (32,51M),(41,37,35),(19),(1),(30,20B),(37, 37M)  
Opponents: (41),(41),(32,51M,57B,51B,44),(1),(42), (1),(22,33),(23),(1),(53M),(28),(22,19), (34,32,43,32),(40M, 21,32,29),(38,30)

SCORING	TDR	TDP	TDR1	FG	PAT	S	P
E. Smith	21	1	0	0/0	0/0	0	132
Boniol	0	0	0	22/29	48/48	0	114
Harper	0	8	0	0/0	0/0	0	48
Irvin	0	6	0	0/0	0/0	0	36
Johnston	2	2	0	0/0	0/0	0	24
Novacek	0	2	0	0/0	0/0	0	12
K. Williams	0	0	2a	0/0	0/0	0	12
Aikman	1	0	0	0/0	0/0	0	6
Coleman	1	0	0	0/0	0/0	0	6
D. Smith	0	0	1b	0/0	0/0	0	6
B. Thomas	1	0	0	0/0	0/0	0	6
Tolbert	0	0	1c	0/0	0/0	0	6
Woodson	0	0	1d	0/0	0/0	0	6
COWBOYS	26	19	5	22/29	48/48	0	414
Opponents	8	19	0	20/25	24/24	0	248

2-Pt Conversions: Team 0-2, Opponents 0-3

- a 87 yd. kickoff return vs. Arizona (10/9)  
83 yd. punt return vs. Washington (11/20)  
b 13 yd. interception return @ New Orleans (12/19)  
c 54 yd. interception return, @ New Orleans (12/19)  
d 94 yd. interception return @ Philadelphia (12/4)  
\* R Peete fumble out of end zone, @ NY Giants (12/24)

TEAM STATISTICS	DALLAS	OPP
FIRST DOWNS	322	273
Rushing	136	86
Passing	160	157
Penalty	26	30
Third Down-Made/Att.	93/209	91/229
Third Down Efficiency	44.5	39.7
Fourth Down-Made/Att.	6/7	8/17
TOTAL NET YARDS	5,321	4,313
Avg. Per Game	332.6	269.6
Total Plays	1,018	1,006
Avg. Per Play	5.2	4.3
NET YARDS RUSHING	1,953	1,561
Avg. Per Game	122.1	97.6
Total Rushes	550	437
Avg. Per Rush	3.6	3.6
NET YARDS PASSING	3,368	2,752
Avg. Per Game	210.5	172.0
Sacks/Yards Lost	20/93	47/299
Gross Yards	3,461	3,051
Attempts/Completions	418/282	522/269
Pct. of Completions	62.9	51.5
Had Intercepted	14	22
PUNTS/AVERAGE	70/41.9	84/43.3
Net Punting Average	35.4	36.8
PUNT RET./AVG.	44/9.2	36/10.5
KICKOFF RET./AVG.	50/25.7	82/20.8
INT./AVG. RET.	22/13.5	14/12.9
PENALTIES/YARDS	100/895	102/826
FUMBLES/BALL LOST	22/10	15/9
TOUCHDOWNS	50	27
Rushing	26	8
Passing	19	19
Returns	5	0
EXTRA POINT/ATTEMPTS	48/50	24/27
Kicking Made-Attempts	48/48	24/24
Passing Made-Attempts	0/0	0/2
Rushing Made-Attempts	0/2	0/1
FIELD GOALS/ATTEMPTS	22/29	20/25
AVG. TIME OF POSSESSION	31:35	28:25

INTERCEPTIONS	NO	YDS	AVG	LG	TD
Woodson	5	140	28.0	94t	1
Washington	5	43	8.6	25	0
Brown	4	21	5.3	14	0
D. Smith	2	13	6.5	13t	1
K. Smith	2	11	5.5	11	0
Tolbert	1	54	54.0	54t	1
Marion	1	11	11.0	11	0
Haley	1	1	1.0	1	0
Gant	1	0	0.0	0	0
Holmes	0	3	3.0	3	0
COWBOYS	22	297	13.5	94t	3
Opponents	14	180	12.9	56	0

PUNTING	NO	YDS	AVG	TBIN20	LG	BL	NET
Jepp	70	2,935	41.9	4	26	58	0 35.4
COWBOYS	70	2,935	41.9	4	26	58	0 35.4
Opp.	84	3,637	43.3	7	31	80	0 36.8

PUNT RETURNS	NO	FC	YDS	AVG	LG	TD
K. Williams	39	13	349	8.9	83t	1
Holmes	5	1	55	11.0	19	0
COWBOYS	44	14	404	9.2	83t	1
Opponents	36	14	378	10.5	58	0

KICKOFF RETURNS	NO	YDS	AVG	LG	TD
K. Williams	43	1,148	26.7	87t	1
Holmes	4	89	22.3	32	0
Marion	2	39	19.5	21	0
R. Jones	1	8	8.0	8	0
COWBOYS	50	1,284	25.7	87t	1
Opponents	82	1,709	20.8	67	0

## USUAL STARTERS

WR Alvin Harper	LE Tony Tolbert
LT Mark Tuinei	LT Russell Maryland
LG Nate Newton	RT Leon Lett
C Mark Stepnoski	RE Charles Haley
RG Derrek Kennard	LLB Dixon Edwards
RT Larry Allen(9)	MLB Robert Jones
Erik Williams(7)	ERL Darrin Smith
TE Jay Novacek	LCB Kevin Smith
WR Michael Irvin	RCB Larry Brown
QB Troy Aikman	SS Darren Woodson
RB Emmitt Smith	FS James Washington
FB Daryl Johnston	

PASSING	ATT	COMP	YDS	PCT	AVG	TD	PCT	PCT	INT	LG	SKS/YDS	RATING
Aikman	361	233	2,676	64.5	7.41	13	3.6	12	3.3	90	14/59	84.9
Peete	56	33	470	58.9	8.39	4	7.1	1	1.8	65t	7/21	102.5
Garrett	31	16	315	51.6	10.16	2	6.5	1	3.2	68	2/13	95.5
COWBOYS	448	282	3,461	62.9	7.73	19	4.2	14	3.1	90	20/93	87.8
Opponents	522	269	3,051	51.5	5.84	19	3.6	22	4.2	67t	47/299	64.0



## 1995 ★ DALLAS COWBOYS STATISTICS ★ 1995

RECORD: 12-4  
FIRST PLACE, NFC EAST  
HEAD COACH: BARRY SWITZER

Date	W/L	Score	Opponent	Att.
9/4	W	35-0	@ N.Y. Giants	77,454
9/10	W	31-21	DENVER	64,578
9/17	W	23-17	@ Minnesota (OT)	60,088
9/24	W	34-20	ARIZONA	64,560
10/1	L	23-27	@ Washington	55,489
10/8	W	34-24	GREEN BAY	64,806
10/15	W	23-9	@ San Diego	62,664
10/22			- Bye -	
10/29	W	28-13	@ Atlanta	70,089
11/6	W	34-12	PHILADELPHIA	64,876
11/12	L	20-38	SAN FRANCISCO	65,180
11/19	W	34-21	@ Oakland	54,092
11/23	W	24-12	KANSAS CITY	64,901
12/3	L	17-24	WASHINGTON	64,866
12/10	L	17-20	@ Philadelphia	66,198
12/17	W	21-20	N.Y. GIANTS	64,400
12/25	W	37-13	@ Arizona	72,394

## DIVISIONAL PLAYOFF

1/7/96 W 30-11 PHILADELPHIA 64,372

## NFC CHAMPIONSHIP GAME

1/14/96 W 38-27 GREEN BAY 65,135

## SUPER BOWL XXX

(Phoenix)

1/28/96 W 27-17 Pittsburgh 76,347

## TEAM STATISTICS

	DALLAS	OPP
FIRST DOWNS	364	303
Rushing	141	113
Passing	195	165
Penalty	28	25
Third Down-Made/Att.	83/186	97/216
Third Down Efficiency	44.6	44.9
Fourth Down-Made/Att.	8/13	8/19
TOTAL NET YARDS	5,824	5,044
Avg. Per Game	364.0	315.3
Total Plays	1,007	1,001
Avg. Per Play	5.8	5.0
NET YARDS RUSHING	2,201	1,772
Avg. Per Game	137.6	110.8
Total Rushes	495	442
Avg. Per Rush	4.4	4.0
NET YARDS PASSING	3,623	3,272
Avg. Per Game	226.4	204.5
Sacked/Yards Lost	18/118	36/219
Gross Yards	3,741	3,491
Attempts/Completions	494/322	523/293
Pct. of Completions	65.2	56.0
Had Intercepted	10	19
PUNTS/AVERAGE	55/40.8	65/42.7
Net Punting Average	34.7	37.8
PUNT RET./AVG.	23/11.1	22/9.8
KICKOFF RET./AVG.	58/22.0	85/19.5
INT./AVG. RET.	19/13.7	10/15.5
PENALTIES-YARDS	90/695	112/913
FUMBLES/BALL LOST	24/13	16/6
TOUCHDOWNS	51	32
Rushing	29	13
Passing	18	17
Returns	4	2
EXTRA POINT/ATTEMPTS	47/50	30/32
Kicking Made-Attempts	46/48	29/29
Passing Made-Attempts	1/2	1/3
Rushing Made-Attempts	0/0	0/0
FIELD GOALS/ATTEMPTS	27/28	22/27
AVG. TIME OF POSSESSION	31:15	28:45

	PASSING	ATT	COMP	YDS	PCT	ATT	PCT	INT	PCT	LG	SKS/YDS	RATING
Aikman	432	280	3,304	64.8	7.65	16	3.7	7	1.6	50	14/89	93.6
Wilson	57	38	391	66.7	6.86	1	1.8	3	5.3	38	4/29	70.1
Garrett	5	4	46	80.0	9.20	1	20.0	0	0.0	24	0/0	144.6
COWBOYS	494	322	3,741	65.2	7.57	18	3.6	10	2.0	50	18/118	91.7
Opponents	523	293	3,491	56.0	6.67	17	3.3	19	3.6	81	36/219	72.3

	RUSHING	ATT	YDS	AVG	LG	TD
E. Smith	377	1,773	4.7	60	25	
S. Williams	48	205	4.3	44	1	
Johnston	25	111	4.4	18	2	
K. Williams	10	53	5.3	14	0	
Aikman	21	32	1.5	12	1	
Wilson	10	12	1.2	11	0	
Sanders	2	9	4.5	8	0	
Lang	1	7	7.0	7	0	
Garrett	1	-1	1.0	-1	0	
COWBOYS	495	2,201	4.4	60	29	
Opponents	442	1,772	4.0	48	1	

	RECEIVING	ATT	YDS	AVG	LG	TD
Irvin	111	1,603	14.4	50	10	
Novacek	62	705	11.4	33	5	
E. Smith	62	375	6.0	40	2	
K. Williams	38	613	16.1	48	2	
Johnston	30	248	8.3	24	1	
Bjornson	7	53	7.6	16	0	
Fleming	6	83	13.8	16	0	
S. Williams	3	28	9.3	24	0	
Sanders	2	25	12.5	19	0	
Watkins	1	8	8.0	8	0	
COWBOYS	322	3,741	11.6	50	18	
Opponents	293	3,491	11.9	81	17	

	INTERCEPTIONS	NO	YDS	AVG	LG	TD
Brown	6	124	20.7	65	2	
Marion	6	40	6.7	32	1	
Woodson	2	46	23.0	37	1	
Sanders	2	34	17.0	34	0	
Myles	1	15	15.0	15	0	
Holmes	1	2	2.0	2	0	
Holmes	1	0	0.0	0	0	
COWBOYS	19	261	13.7	65	4	
Opponents	10	155	15.5	48	1	

	PUNTING	NO	YDS	AVG	TB/20	LG	BL	NET
Jett	53	2,166	40.9	6	17	58	0	34.5
Boniol	2	77	38.5	0	2	56	0	38.5
COWBOYS	55	2,243	40.8	6	19	58	0	34.7
Opp.	65	2,775	42.7	3	22	60	0	37.8

	PUNT RETURNS	NO	FC	YDS	AVG	LG	TD
K. Williams	18	15	166	9.2	30	0	
Holmes	4	1	35	8.8	13	0	
Sanders	1	1	54	54.0	43	0	
COWBOYS	23	17	255	11.1	43	0	
Opponents	22	10	216	9.8	21	0	

	KICKOFF RETURNS	NO	YDS	AVG	LG	TD
K. Williams	49	1,108	22.6	43	0	
Holmes	5	134	26.8	46	0	
Marion	1	16	16.0	16	0	
Sanders	1	15	15.0	15	0	
Schwartz	1	9	9.0	9	0	
Watkins	1	-6	-6.0	-6	0	
COWBOYS	58	1,276	22.0	46	0	
Opponents	85	1,661	19.5	59	0	

	SCORE BY	QUARTERS	1	2	3	4	OT	T
COWBOYS	102	133	83	111	6	43		291
Opponents	38	104	78	71	0	29		291

	FIELD GOALS	11-19	20-29	30-39	40-49	50+
Boniol	0-0	11-12	13-13	3-3	0-0	
COWBOYS	0-0	11-12	13-13	3-3	0-0	
Opponents	1-1	7-7	7-8	7-10	0-1	

	Boniol	(1,45)	(39,20M)	(25,30)	(32,34.23)	(24,35)	(30,1)	(42,37)	(26,37)	(26,38)	(20,37)	(21,27,32,23,45,35)	(39,23,24)	
Opponents:	(42B,1)	(42,48M)	(54M,31.19)	(38,46)	(42,1)	(21,40)	(36,37)	(26)	(31M)	(34,37)	(47)	(42,27,38,42)	(40M,20,27)	(21,23)

	SCORING	TR	TOP	TD	2PT	FG	PAT	S	TP
E. Smith	25	0	0	0	0	0	0	0	150
Boniol	0	0	0	0	27/28	46/48	0	127	
Irvin	0	10	0	0	0	0	0	60	
Novacek	0	5	0	1	0	0	0	32	
Johnston	2	1	0	0	0	0	0	18	
Brown	0	0	2a	0	0	0	0	12	
K. Williams	0	2	0	0	0	0	0	12	
Aikman	1	0	0	0	0	0	0	6	
Marion	0	0	1b	0	0	0	0	6	
S. Williams	1	0	0	0	0	0	0	6	
Woodson	0	0	1c	0	0	0	0	6	
COWBOYS	29	18	4	1	27/28	46/48	0	435	
Opponents	13	17	2*	1	22/27	29/29	1+	291	

2-PT Conversions: Team 1-2, Opponents 1-3

a 20 yd. interception return vs Philadelphia (11/6)  
 b 65 yd. interception return @ Philadelphia (12/10)  
 b 32 yd. interception return @ Arizona (IV/25)  
 c 37 yd. interception return-Washington(10/1)  
 \* Hanks 38 yd. fumble return vs San Francisco (11/12)  
 A. Williams 48 yd. int. return @ Arizona (12/25)  
 + Aikman sacked in end zone @ San Diego (10/15)

## USUAL STARTERS

WR Kevin Williams	LE Tony Tolbert
LT Mark Tuinei	LT Russell Maryland
LG Nate Newton	RT Leon Lett(10)
C Ray Donaldson(12)	Chad Hennings(6)
RE Derek Kennard(4)	RE Charles Haley(11)
RG Larry Allen	Shante Carver(3)
RT Erik Williams	LLB Dixon Edwards
TE Jay Novacek	MLB Robert Jones(12)
WR Michael Irvin	Godfrey Myles(4)
QB Troy Aikman	RLB Darrin Smith(5)
RB Emmitt Smith	Godfrey Myles(7)
FB Daryl Johnston	LCB Deion Sanders(9)
	Clayton Holmes(6)
	RCB Larry Brown
	SS Darren Woodson
	FS Brock Marion

## 1996 ★ DALLAS COWBOYS STATISTICS ★ 1996

RECORD: 10-6  
FIRST PLACE, NFC EAST  
HEAD COACH: BARRY SWITZER

Date	W/L	Score	Opponent	Att.
9/2	L	6-22	@ Chicago	63,076
9/8	W	27-0	N.Y. GIANTS	63,069
9/15	L	24-25	INDIANAPOLIS	63,021
9/22	L	7-10	@ Buffalo	78,098
9/30	W	23-19	@ Philadelphia	67,201
10/6			- Bye -	
10/13	W	17-3	ARIZONA	64,096
10/20	W	32-28	ATLANTA	64,091
10/27	W	29-10	@ Miami	75,283
11/3	L	21-31	PHILADELPHIA	64,952
11/10	W	20-17	@ San Fran. (OT)	68,919
11/18	W	21-6	GREEN BAY	65,032
11/24	L	6-20	@ N.Y. Giants	77,081
11/28	W	21-10	WASHINGTON	64,955
12/8	W	10-6	@ Arizona	70,763
12/15	W	12-6	NEW ENGLAND	65,578
12/22	L	10-37	@ Washington	56,454

## 1996 NFC WILD CARD GAME

12/28 W 40-15 MINNESOTA 64,682

## 1996 DIVISIONAL PLAYOFF

1/5/97 L 17-26 @ Carolina 72,808

## TEAM STATISTICS DALLAS OPP

FIRST DOWNS	286	260
Rushing	105	89
Passing	163	144
Penalty	18	27
Third Down-Made/Att	89/213	73/212
Third Down Efficiency	41.8	34.4
Fourth Down-Made/Att	4/8	12/20
TOTAL NET YARDS	4,763	4,382
Avg. Per Game	297.7	273.9
Total Plays	981	958
Avg. Per Play	4.9	4.6
NET YARDS RUSHING	1,641	1,576
Avg. Per Game	102.6	98.5
Total Rushes	475	437
Avg. Per Rush	3.5	3.6
NET YARDS PASSING	3,122	2,806
Avg. Per Game	195.1	175.4
Sacked/Yards Lost	19/127	37/219
Gross Yards	3,249	3,025
Attempts/Completions	487/307	484/271
Pct. of Completions	63.0	56.0
Had Intercepted	14	19
PUNTS/AVERAGE	74/42.6	75/46.1
Net Punting Average	36.8	39.5
PUNT RET./AVG.	44/9.0	32/7.8
KICKOFF RET./AVG.	53/25.3	70/20.4
INT./AVG. RET.	19/8.8	14/17.9
PENALTIES/YARDS	103/832	94/717
FUMBLES/BALL LOST	24/15	26/14
TOUCHDOWNS	27	24
Rushing	14	10
Passing	12	10
Returns	1	4
EXTRA POINT/ATTEMPTS	26/27	20/24
Kicking Made-Attempts	24/25	20/20
Passing Made-Attempts	2/2	0/3
Rushing Made-Attempts	0/0	0/1
FIELD GOALS/ATTEMPTS	32/36	28/32
AVG TIME OF POSS.	30:53	29:07

	AVG			PCT		PCT		LG	SKS/YDS	RATING
	ATT	COMP	YDS	TD	INT	TD	INT			
PASSING										
Aikman	465	296	3,126	63.7	6.72	12	2.6	13	2.8	61 18/120 80.1
Wilson	18	8	79	44.4	4.39	0	0.0	1	5.6	20 1/7 34.3
Garrett	3	3	44	100.0	14.67	0	0.0	0	0.0	32 0/0 118.8
Sh. Williams	1	0	0	0.0	0.00	0	0.0	0	0.0	0/0 39.6
COWBOYS	487	307	3,249	63.0	6.67	12	2.5	14	2.9	61 19/127 78.6
Opponents	484	271	3,025	56.0	6.25	10	2.1	19	3.9	52 37/219 65.3

RUSHING	ATT	YDS	AVG	LG	TD
E. Smith	327	1,204	3.7	42	12
Sh. Williams	69	269	3.9	27	0
Walker	10	83	8.3	39t	1
Johnston	22	48	2.2	7	0
Aikman	35	42	1.2	10	0
K. Williams	4	11	2.8	9	0
Wilson	4	5	1.3	8	0
Sanders	3	2	0.7	3	0
Jett	1	-23	-23.0	-23	0
COWBOYS	475	1,641	3.5	42	14
Opponents	437	1,576	3.6	37	10

RECEIVING	NO	YDS	AVG	LG	TD
Irvin	64	962	15.0	61	2
Bjornson	48	388	8.1	25	3
E. Smith	47	249	5.3	21	3
Johnston	43	278	6.5	23	1
Sanders	36	475	13.2	41	1
K. Williams	27	323	12.0	31	1
Martin	25	380	15.2	60t	1
Walker	7	89	12.7	24	0
Sh. Williams	5	41	8.2	13	0
Armstrong	2	10	5.0	6	0
St. Williams	1	32	32.0	32	0
Mitchell	1	17	17.0	17	0
Ware	1	5	5.0	5	0
COWBOYS	307	3,249	10.6	61	12
Opponents	271	3,025	11.2	52	10

INTERCEPTIONS	NO	YDS	AVG	LG	TD
K. Smith	5	45	9.0	24	0
Woodson	5	43	8.6	21	0
Teague	4	47	11.8	22	0
Harper	2	30	15.0	15	0
Sanders	2	3	1.5	2	0
Strickland	1	0	0.0	0	0
COWBOYS	19	168	8.8	24	0
Opponents	14	250	17.9	104t	1

PUNTING	NO	YDS	AVG	TB IN 20	LG	BL	NET
Jett	74	3,150	42.6	9	22	60	0 36.8
COWBOYS	74	3,150	42.6	9	22	60	0 36.8
Opp.	75	3,459	46.1	5	23	67	0 39.5

PUNT RETURNS	NO	FC	YDS	AVG	LG	TD
Martin	41	10	373	9.1	22	0
K. Williams	2	0	17	8.5	9	0
Sanders	1	1	4	4.0	4	0
COWBOYS	44	11	394	9.0	22	0
Opponents	32	23	249	7.8	52	0

KICKOFF RETURNS	NO	YDS	AVG	LG	TD
Walker	27	779	28.9	89	0
K. Williams	21	471	22.4	39	0
Marion	3	68	22.7	37	0
C. Williams	2	21	10.5	21	0
COWBOYS	53	1,339	25.3	89	0
Opponents	70	1,431	20.4	50	0

SCORE BY QUARTERS	1	2	3	4	OT	T
COWBOYS	60	85	57	81	3	286
Opponents	52	80	51	67	0	250

FIELD GOALS 11-19	20-29	30-39	40-49	50+	
Boniol	1-1	13-13	12-13	5-7	1-2
COWBOYS	1-1	13-13	12-13	5-7	1-2
Opponents	1-1	10-11	8-10	7-8	2-2

Boniol: (28.43M,28),(23,29),(52.40M,57M), (36B),(46,30,21),(23),(49),(33,29,24), (19,37),(26,29),(45,37,42,45,35,39,28), (31,37),(1),(31),(23,36,35,29),(34)

Opponents: (31.35M,42,34),(1),(23,25,52,43), (32),(46,29),(49),(23,54,32,28, 37),(26),(30),(28),(32M),(45,46), (40B,21),(33,28),(21,30),(46,29,18)

SCORING	TDR	TDP	TDR1	2P1	FG	PAT	S	TP
Boniol	0	0	0	0	32/36	24/25	0	120
E. Smith	12	3	0	0	0/0	0/0	0	90
Bjornson	0	3	0	1	0/0	0/0	0	20
Irvin	0	2	0	1	0/0	0/0	0	14
Sanders	0	1	1a	0	0/0	0/0	0	12
Aikman	1	0	0	0	0/0	0/0	0	6
Johnston	0	1	0	0	0/0	0/0	0	6
Martin	0	1	0	0	0/0	0/0	0	6
Walker	1	0	0	0	0/0	0/0	0	6
K. Williams	0	1	0	0	0/0	0/0	0	6
COWBOYS	14	12	1	0	32/36	24/25	0	286
Opponents	10	10	4*	0	28/32	20/20	1	250

2-Pt Conversions: Cowboys 2-2 Opponents 0-4

a 22 yard fumble return vs. Indianapolis (9/15)

\* Cox fumble recovery in end zone @ Chicago (9/2)

Hall 32 yard interception return @ Philadelphia (9/30)

Vincent 90 yard interception return vs. Philadelphia (11/3)

Wooten 54 fumble return @ N.Y. Giants (11/24)

+ Jett runs out of end zone for safety @ Philadelphia (9/30)

## USUAL STARTERS

WR Kevin Williams(9)	LE Tony Tolbert
Deion Sanders(3)	LT Chad Hennings
LT Mark Tuinei	RT Leon Lett
LG Nate Newton	RE Shante Carver(7)
C Ray Donaldson	Charles Haley(5)
RG Larry Allen	Hurvin McCormack(3)
RT Erik Williams	LLB Broderick Thomas(8)
TE Eric Bjornson(10)	Randall Godfrey(6)
Tyji Armstrong(5)	MLB Fred Strickland
WR Michael Irvin(11)	RLB Darrin Smith
Deion Sanders(5)	LCB Kevin Smith
QB Troy Aikman	RCB Deion Sanders
RB Emmitt Smith	SS Darren Woodson
FB Daryl Johnston	FS Brock Marion(10)
	George Teague(6)



1997 ★ DALLAS COWBOYS STATISTICS ★ 1997

RECORD: 6-10  
FOURTH PLACE, NFC EAST  
HEAD COACH: BARRY SWITZER

Date	W/L	Score	Opponent	Att.
8/31	W	37-7	@ Pittsburgh	60,396
9/7	L	22-25	@ Arizona	71,578
9/15	W	21-20	PHILADELPHIA	63,942
9/21			- Bye -	
9/28	W	27-3	CHICAGO	64,082
10/5	L	17-20	@ N.Y. Giants	77,137
10/13	L	16-21	@ Washington	76,159
10/19	W	26-22	JACKSONVILLE	64,464
10/26	L	12-13	@ Philadelphia	67,106
11/2	L	10-17	@ San Francisco	68,657
11/9	W	24-6	ARIZONA	64,302
11/16	W	17-14	WASHINGTON	64,559
11/23	L	17-45	@ Green Bay	60,111
11/27	L	14-27	TENNESSEE	63,421
12/8	L	13-23	CAROLINA	63,251
12/14	L	24-31	@ Cincinnati	60,043
12/21	L	7-20	N.Y. GIANTS	63,746

TEAM STATISTICS	DALLAS	OPP
FIRST DOWNS	279	281
Rushing	82	104
Passing	170	139
Penalty	27	38
Third Down-Made/Att	83/229	89/233
Third Down Efficiency	36.2	38.2
Fourth Down-Made/Att	6/13	5/11
TOTAL NET YARDS	4,778	4,516
Avg. Per Game	298.6	282.3
Total Plays	1,015	1,022
Avg. Per Play	4.7	4.4
NET YARDS RUSHING	1,637	1,994
Avg. Per Game	102.3	124.6
Total Rushes	423	511
Avg. Per Rush	3.9	3.9
NET YARDS PASSING	3,141	2,522
Avg. Per Game	196.3	157.6
Sacked/Yards Lost	39/313	38/195
Gross Yards	3,454	2,717
Attempts/Completions	553/314	473/253
Pct. of Completions	56.8	53.5
Had Intercepted	12	7
PUNTS/AVERAGE	86/41.8	95/43.6
Net Punting Average	35.4	36.1
PUNT RET./AVG.	46/11.1	40/9.1
KICKOFF RET./AVG.	63/24.1	65/18.0
INT./AVG. RET.	7/18.6	12/17.6
PENALTIES/YARDS	116/1,058	99/757
FUMBLES/BALL LOST	23/11	27/12
TOUCHDOWNS	29	36
Rushing	6	12
Passing	19	20
Returns	4	4
EXTRA POINT/ATTEMPTS	26/29	36/36
Kicking Made-Attempts	24/24	34/34
Passing Made-Attempts	2/5	2/2
Rushing Made-Attempts	0/0	0/0
FIELD GOALS/ATTEMPTS	34/38	20/27
AVG TIME OF POSS.	29:53	30:07

RUSHING	ATT	YDS	AVG	LG	TD
E. Smith	261	1,074	4.1	44	4
Sh. Williams	121	468	3.9	18	2
Aikman	25	79	3.2	13	0
Walker	6	20	3.3	11	0
Miller	1	6	6.0	6	0
Johnston	2	3	1.5	3	0
Wilson	6	-2	-0.3	3	0
Sanders	1	-11	-11.0	-11	0
COWBOYS	423	1,637	3.9	44	6
Opponents	511	1,994	3.9	31	12

RECEIVING	ATT	YDS	AVG	LG	TD
Irvin	75	1,180	15.7	55	9
Bjornson	47	442	9.4	32	0
Miller	46	445	14.0	54	4
E. Smith	40	234	5.9	24	0
Sh. Williams	30	308	10.3	20	1
Sh. Williams	21	159	7.6	18	0
Johnston	18	166	9.2	21	1
LaFleur	18	122	6.8	17	2
Walker	14	149	10.6	64	2
B. Davis	3	33	11.0	12	0
Galbraith	2	16	8.0	11	0
COWBOYS	314	3,454	11.0	64	19
Opponents	253	2,717	10.7	61	20

INTERCEPTIONS	NO	YDS	AVG	LG	TD
Sanders	2	81	40.5	50	1
Stroutmire	2	8	4.0	8	0
K. Smith	1	21	21.0	21	0
Woodson	1	14	14.0	14	0
Coakley	1	6	6.0	6	0
COWBOYS	7	130	18.6	50	1
Opponents	12	211	17.6	61	1

PUNTING	NO	YDS	AVG	TB	IN	LG	BL	NET
Gowin	86	3,592	41.8	9	26	72	0	35.4
COWBOYS	86	3,592	41.8	9	26	72	0	35.4
Opp.	95	4,142	43.6	10	27	66	0	36.0

PUNT RETURNS	NO	FC	YDS	AVG	LG	TD
Sanders	33	12	407	12.3	83	1
Mathis	11	2	91	8.3	45	0
St. Williams	2	0	14	7.0	14	0
Pittman	1	0	0	0.0	0	0
COWBOYS	47	14	512	10.9	83	1
Opponents	40	19	365	9.1	37	0

KICKOFF RETURNS	NO	YDS	AVG	LG	TD
Walker	50	1,167	23.3	49	0
Marion	10	311	31.1	49	0
Galbraith	2	24	12.0	11	0
Sanders	1	18	18.0	18	0
COWBOYS	63	1,520	24.1	49	0
Opponents	65	1,172	18.0	34	0

SCORE BY QUARTERS	1	2	3	4	OT	T
COWBOYS	41	95	86	82	0	304
Opponents	64	71	86	90	3	314

FIELD GOALS	11-19	20-29	30-39	40-49	50+
Cunningham	1-1	16-16	9-9	7-10	1-1
Gowin	0-0	0-0	0-0	0-0	0-1
COWBOYS	1-1	16-16	9-9	7-10	1-1
Opponents	2-2	8-8	4-6	6-9	0-2

Cunningham: (52,24,28),(24,47,37,34,28,40B), (46,48,25,23,22),(33,23), (38,40M, 31,27),(19),(37,21),(26,24,35,43), (21),(23),(34,40,42),(29),(1,43, 32),(23),(44M)  
Gowin: (1,1,0,0,0,0),(63M),(1,1,0,0,0,0),(1,0,0,0,0,0)  
Opponents: (1),(20),(49,45M),(41),(21),(27,22),(1, (1,52M,47M,29,37),(28),(46M,42), (39,51M),(1),(34M,32),(29,19),(34, 40,18),(42),(28,42,38M)

SCORING	TDR	TDP	TDR	2Pt	FG	PAT	S	TP
Cunningham	0	0	0	0	34/37	24/24	0	126
Irvin	0	9	0	0	0/0	0/0	0	54
E. Smith	4	0	0	1	0/0	0/0	0	26
Miller	0	4	0	0	0/0	0/0	0	24
LaFleur	0	2	0	0	0/0	0/0	0	12
Sanders	0	0	2	0	0/0	0/0	0	12
Walker	0	2	0	0	0/0	0/0	0	12
Sh. Williams	2	0	0	0	0/0	0/0	0	12
Coakley	0	0	1	0	0/0	0/0	0	6
Hennings	0	0	1	0	0/0	0/0	0	6
Johnston	0	1	0	0	0/0	0/0	0	6
St. Williams	0	1	0	0	0/0	0/0	0	6
Bjornson	0	0	1	0	0/0	0/0	0	2
Gowin	0	0	0	0	0/1	0/0	0	0
COWBOYS	6	19	4	2	34/38	24/24	0	304
Opponents	12	20	4	2	20/27	34/34	0	314

2-Pt Conversions: Cowboys 2-5; Opponents 2-2

- a 83 yard punt return vs. Chicago (9/28)
- 50 yard interception return @ Green Bay (11/23)
- b 16 yard fumble return @ Washington (10/13)
- c 4 yard fumble return @ Arizona (9/7)
- \* Thomas 37 yard fumble return vs. Philadelphia (9/15)
- Wooten 61 interception return @ N.Y. Giants (10/5)
- Sharper 34 yard fumble return @ Green Bay (11/23)
- Robertson 42 yard fumble return vs. Tennessee (11/27)

USUAL STARTERS

WR Anthony Miller	LE Tony Tolbert
LT George Hegamin(7)	LT Tony Casillas
Mark Tunei(6)	RT Chad Hennings(8)
Larry Allen(3)	Antonio Anderson(5)
LG Nate Newton	Leon Lett(3)
C Clay Shiver	RE Stante Carver
RG Larry Allen(13)	LLB Randall Godfrey
John Flannery(3)	MLB Fred Strickland
RT Erik Williams	RLB Dexter Coakley
TE Eric Bjornson	LCB Kevin Smith
WR Michael Irvin	RCB Deion Sanders(13)
QB Troy Aikman	Kevin Mathis(3)
RB Emmitt Smith	SS Darren Woodson
FB Daryl Johnston(6)	FS Brock Marion
Herschel Walker(6)	
David LaFleur(3)	

	PASSING	ATT	COMP	YDS	PCT	AVG	ATT	PCT	PCT	TD	INT	LG	SKS/YDS	RATING
Aikman	518	292	3,283	56.4	6.34	19	3.7	12	2.3	64	33/269	78.0		
Wilson	21	12	115	57.1	5.47	0	0.0	0	0.0	32	4/26	72.5		
Garrett	14	10	56	71.4	4.00	0	0.0	0	0.0	12	2/18	78.3		
COWBOYS	553	314	3,454	56.8	6.25	19	3.4	12	2.2	64	39/313	77.8		
Opponents	473	253	2,717	53.5	5.74	20	4.2	7	1.5	61	38/195	78.5		



## 1998 ★ DALLAS COWBOYS STATISTICS ★ 1998

RECORD: 10-6  
FIRST PLACE, NFC EAST  
HEAD COACH: CHAN GAILEY

Date	W/L	Score	Opponent	Att.
9/6	W	38-10	ARIZONA	63,602
9/13	L	23-42	@ Denver	75,013
9/21	W	31-7	@ N.Y. Giants	78,039
9/27	L	12-13	OAKLAND	63,544
10/4	W	31-10	@ Washington	72,284
10/11	W	27-20	CAROLINA	64,181
10/18	L	12-13	@ Chicago	59,201
10/25			- Bye -	
11/2	W	34-0	@ Philadelphia	67,002
11/8	W	16-6	N.Y. GIANTS	64,316
11/15	W	35-28	@ Arizona	69,923
11/22	W	30-22	SEATTLE	64,142
11/26	L	36-46	MINNESOTA	64,366
12/6	L	3-22	@ New Orleans	65,065
12/13	L	17-20	@ Kansas City	77,697
12/20	W	13-9	PHILADELPHIA	62,722
12/27	W	23-7	WASHINGTON	63,565

1998 NFC WILD CARD GAME  
1/2/99 L 7-20 ARIZONA 62,969

TEAM STATISTICS	DALLAS	OPP
FIRST DOWNS	308	276
Rushing	125	84
Passing	154	162
Penalty	29	30
Third Down-Made/Att	76/206	71/210
Third Down Efficiency	36.9	33.8
Fourth Down-Made/Att	8/12	5/20
TOTAL NET YARDS	5,450	5,164
Avg. Per Game	340.6	322.8
Total Plays	992	988
Avg. Per Play	5.5	5.2
NET YARDS RUSHING	2,014	1,619
Avg. Per Game	125.9	101.2
Total Rushes	499	401
Avg. Per Rush	4.0	4.0
NET YARDS PASSING	3,436	3,545
Avg. Per Game	214.8	221.6
Sacked/Yards Lost	19/110	34/222
Gross Yards	3,546	3,767
Attempts/Completions	474/279	553/290
Pct. of Completions	58.9	52.4
Had Intercepted	8	14
PUNTS/AVERAGE	78/42.8	85/42.4
Net Punting Average	36.6	35.0
PUNT RET./AVG.	39/12.6	34/6.2
KICKOFF RET./AVG.	51/23.4	69/18.5
INT./AVG. RET.	14/17.9	8/15.1
PENALTIES/YARDS	128/1,108	120/917
FUMBLES/BALL LOST	18/7	23/12
TOUCHDOWNS	42	32
Rushing	21	10
Passing	17	21
Returns	4	1
EXTRA POINT/ATTEMPTS	40/42	31/32
Kicking Made-Attempts	40/40	29/30
Passing Made-Attempts	0/2	1/1
Rushing Made-Attempts	0/0	1/1
FIELD GOALS/ATTEMPTS	29/35	16/19
AVG TIME OF POSS.	31:50	28:10

RUSHING	ATT	YDS	AVG	LG	TD
E. Smith	319	1,332	4.2	32	13
Warren	59	291	4.9	49	4
S. Williams	64	220	3.4	24	1
Aikman	22	69	3.1	23	2
Gowin	1	33	33.0	33	0
Johnston	8	17	2.1	6	0
B. Davis	4	15	3.8	8	0
Garrett	11	14	1.3	5	0
Ogden	1	12	12.0	12	0
Millis	3	9	3.0	5	0
Bjornson	1	7	7.0	7	1
Irvin	1	1	1.0	1	0
Quinn	5	-6	-1.2	-1	0
COWBOYS	499	2,014	4.0	49	21
Opponents	401	1,619	4.0	63	10

RECEIVING	NO	YDS	AVG	LG	TD
Irvin	74	1,057	14.3	51	1
B. Davis	39	691	17.7	80	3
Millis	28	479	17.1	43	4
E. Smith	27	175	6.5	24	2
LaFleur	20	176	8.8	24	2
Jeffers	18	330	18.3	67	2
Johnston	18	60	3.3	9	1
Bjornson	15	218	14.5	43	1
Warren	13	66	5.1	15	1
S. Williams	11	104	9.5	30	0
Ogden	8	63	7.9	12	0
Sanders	7	100	14.3	55	0
Clay	1	27	27.0	27	0
COWBOYS	279	3,546	12.7	80	17
Opponents	290	3,767	13.0	89	21

INTERCEPTIONS	NO	YDS	AVG	LG	TD
Sanders	5	153	30.6	71	1
K. Smith	2	31	15.5	22	0
Mathis	2	0	0.0	0	0
Wheaton	1	41	41.0	41	0
Coakley	1	18	18.0	18	0
Reese	1	6	6.0	6	0
Woodson	1	1	1.0	1	0
Godfrey	1	0	0.0	0	0
COWBOYS	14	250	17.9	71	1
Opponents	8	121	15.1	30	1

PUNTING	NO	YDS	AVG	TBIN20	LG	BL	NET
Gowin	77	3,342	43.4	14	31	65	136.6
COWBOYS	78	3,342	42.8	14	31	65	136.6
Opp.	85	3,604	42.4	7	22	65	035.0

## USUAL STARTERS

WR Billy Davis	LE Kavika Pittman
LT Larry Allen	LT Leon Lett
LG Nate Newton	RT Chad Hennings
C Clay Shiver(9)	RE Greg Ellis
Michael Kisebak(7)	LLB Randall Godfrey
RG Fiozell Adams(10)	MLB Fred Strickland
Everett McIVER(6)	RLB Dexter Coakley
TE Erik Williams	LCB Kevin Smith(12)
RT David LaFleur	Kevin Mathis(4)
WR Michael Irvin	RCB Deion Sanders(11)
QB Troy Aikman(11)	Charlie Williams(3)
Jason Garrett(5)	SS Darren Woodson
Ermitt Smith	FS Omar Stoutmire(12)
FB Daryl Johnston	George Teague(4)

PUNT RETURNS	NO	FC	YDS	AVG	LG	TD
Sanders	24	8	375	15.6	69	2
Hughes	10	3	93	9.3	35	0
Warren	2	1	11	5.5	6	0
Mathis	2	1	3	1.5	5	0
K. Smith	1	0	11	11.0	11	0
COWBOYS	39	13	493	12.6	69	2
Opponents	34	13	210	6.2	18	0

KICKOFF RETURNS	NO	YDS	AVG	LG	TD
Mathis	25	621	24.8	42	0
Hughes	11	274	24.9	36	0
Warren	5	90	18.0	23	0
S. Williams	4	103	25.8	40	0
Ogden	3	65	21.7	28	0
Sanders	1	16	16.0	16	0
LaFleur	1	12	12.0	12	0
B. Davis	1	10	10.0	10	0
COWBOYS	51	1,191	23.4	42	0
Opponents	69	1,274	18.5	44	0

SCORE BY QUARTERS	1	2	3	4	OT	T
COWBOYS	72	124	80	105	-	381
Opponents	77	82	66	50	-	275

FIELD GOALS	11-19	20-29	30-39	40-49	50+
Cunningham	1-1	9-9	8-11	10-11	1-3
COWBOYS	1-1	9-9	8-11	10-11	1-3
Opponents	0-0	6-6	5-5	3-6	2-2

Cunningham: (25),(30,54,26),(40,38M), (40,37M),(42),(27,55M,38), (23,23),(33,25),(37,38M,40), (19),(1),(47,44,28),(30,46,47), (33),(32),(51M,42,41),(49M, 34,23,25)  
Opponents: (22),(1),(1),(30,48M,38),(31),(1), (22,29),(1),(32,23),(40B),(1),(45), (53,53),(24,43),(21,48M,41,39), (1)

SCORING	TOR	TDP	TDR1	2P1	FG	PAT	S	TP
Cunningham	0	0	0	0	29/35	40/40	0	127
E. Smith	13	2	0	0	0/0	0/0	0	90
Warren	4	1	0	0	0/0	0/0	0	30
Millis	0	4	0	0	0/0	0/0	0	24
B. Davis	0	3	0	0	0/0	0/0	0	18
Sanders	0	0	3a	0	0/0	0/0	0	18
Aikman	2	0	0	0	0/0	0/0	0	12
Bjornson	1	1	0	0	0/0	0/0	0	12
Jeffers	0	2	0	0	0/0	0/0	0	12
LaFleur	0	2	0	0	0/0	0/0	0	12
Wheaton	0	0	1b	0	0/0	0/0	1+	8
Irvin	0	1	0	0	0/0	0/0	0	6
Johnston	0	1	0	0	0/0	0/0	0	6
S. Williams	1	0	0	0	0/0	0/0	0	6
COWBOYS	21	17	4	0	39/35	40/40	1	381
Opponents	10	21	1*	2	16/19	29/30	1	275

2-Pt Conversions: Cowboys 0-2; Opponents 2-2

a 59 yard punt return @ N.Y. Giants (9/21)  
71 yard interception return @ N.Y. Giants (9/21)  
69 yard punt return @ Philadelphia (11/2)  
b 15 yard fumble return vs. Arizona (9/6)  
+ tackled Araguz in end zone vs. Oakland (9/27)

\* Adams 25 yard interception return vs. Seattle (11/22)

# Aikman intentional grounding in end zone @ New Orleans. (12/6)

PASSING	ATT	COMP	YDS	PCT	AVG	TD	PCT	INT	PCT	INT	LG	SKS/YDS	RATING
Aikman	315	187	2,330	59.4	7.40	12	3.8	5	1.6	67	9/58	88.5	
Garrett	158	91	1,206	57.6	7.63	5	3.2	3	1.9	80	10/52	84.5	
Quinn	1	1	10	100.0	10.00	0	0.0	0	0.0	10	0/0	108.3	
COWBOYS	474	279	3,546	58.9	7.48	17	3.6	8	1.7	80	19/110	87.2	
Opponents	553	290	3,767	52.4	6.81	21	3.8	14	2.5	89	34/222	76.3	



## 1999 ★ DALLAS COWBOYS STATISTICS ★ 1999

RECORD: 8-8  
SECOND PLACE, NFC EAST  
HEAD COACH: CHAN GALEY

Date	W/L	Score	Opponent	Att.
9/12	W	41-35	@ Wash. (OT)	79,237
9/20	W	24-7	ATLANTA	63,663
9/26			- Bye -	
10/3	W	35-7	ARIZONA	64,169
10/10	L	10-13	@ Philadelphia	66,669
10/18	L	10-13	@ N.Y. Giants	78,204
10/24	W	38-20	WASHINGTON	64,377
10/31	L	24-34	@ Indianapolis	56,860
11/8	L	17-27	@ Minnesota	64,111
11/14	W	27-13	GREEN BAY	64,634
11/21	L	9-13	@ Arizona	72,015
11/25	W	20-0	MIAMI	64,328
12/5	L	6-13	@ New England	58,444
12/12	W	20-10	PHILADELPHIA	64,086
12/19	L	21-22	N.Y. JETS	64,271
12/24	L	24-31	@ New Orleans	47,835
1/2/00	W	26-18	N.Y. GIANTS	63,767
<b>1999 NFC Wild Card Game</b>				
1/9/00	L	10-27	@ Minnesota	64,056

TEAM STATISTICS	DALLAS	OPP
FIRST DOWNS	295	266
Rushing	129	81
Passing	139	154
Penalty	27	31
Third Down-Made/Att.	77/219	71/221
Third Down Efficiency	35.2	32.1
Fourth Down-Made/Att.	6/17	4/9
TOTAL NET YARDS	5,178	4,840
Avg. Per Game	323.6	302.5
Total Plays	1,024	997
Avg. Per Play	5.1	4.9
NET YARDS RUSHING	2,051	1,442
Avg. Per Game	128.2	90.1
Total Rushes	493	417
Avg. Per Rush	4.2	3.5
NET YARDS PASSING	3,127	3,398
Avg. Per Game	195.4	212.4
Sacked/Yards Lost	24/151	35/217
Gross Yards	3,278	3,615
Attempts/Completions	507/295	545/297
Pct. of Completions	58.2	54.5
Had Intercepted	13	24
PUNTS/AVERAGE	81/43.2	93/41.2
Net Punting Average	35.1	34.2
PUNT RET./AVG.	41/10.7	43/10.7
KICKOFF RET./AVG.	58/23.7	62/20.3
INT./AVG. RET.	24/18.4	13/7.7
PENALTIES/YARDS	136/1,196	107/862
FUMBLE/BALL LOST	22/10	23/9
TOUCHDOWNS	42	28
Rushing	16	6
Passing	20	19
Returns	6	3
EXTRA POINT/ATTEMPTS	41/41	27/28
Kicking Made-Attempts	41/41	24/24
Passing Made-Attempts	0/0	1/1
Rushing Made-Attempts	0/0	2/3
FIELD GOALS/ATTEMPTS	19/31	26/33
AVG TIME OF POSS.	31:51	28:09

RUSHING	ATT	YDS	AVG	LG	TD
E. Smith	329	1,397	4.2	63†	11
Warren	99	403	4.1	25	2
Ismail	13	110	8.5	27†	1
Chancey	14	57	4.1	11	0
Thomas	8	35	4.4	10	0
Bjornson	1	20	20.0	20†	1
Garrett	6	12	2.0	9	0
Aikman	21	10	0.5	7	1
Tucker	1	8	8.0	8	0
Mills	1	-1	-1.0	-1	0
COWBOYS	493	2,051	4.2	63†	16
Opponents	417	1,442	3.5	37	6

RECEIVING	ATT	YDS	AVG	LG	TD
Ismail	80	1,097	13.7	76†	6
LaFleur	35	322	9.2	25	7
Warren	34	224	6.6	24	0
Mills	30	325	10.8	36	0
E. Smith	27	119	4.4	14†	2
Tucker	23	439	19.1	90†	2
Ogden	12	144	12.0	25	0
Irvin	10	167	16.7	37†	3
Bjornson	10	131	13.1	32	0
Thomas	10	64	6.4	13	0
McGarity	7	70	10.0	18	0
Brazzell	5	114	22.8	53	0
Lucky	5	25	5.0	8	0
Sanders	4	24	6.0	9	0
Lester	2	9	4.5	6	0
Johnston	1	4	4.0	4	0
COWBOYS	295	3,278	11.1	90†	20
Opponents	297	3,615	12.2	71	19

INTERCEPTIONS	NO	YDS	AVG	LG	TD
Coakley	4	119	29.8	46†	1
Teague	3	127	42.3	95†	2
Reese	3	28	9.3	24	0
Sanders	3	2	0.7	2	0
Hawthorne	3	-2	-0.7	0	0
Hambrick	2	44	22.0	25	0
Woodson	2	5	2.5	5	0
Ellis	1	87	87.0	87†	1
K. Smith	1	16	16.0	16	0
Godfrey	1	10	10.0	10	0
Nguyen	1	6	6.0	6	0
COWBOYS	24	442	18.4	95†	4
Opponents	13	100	7.7	30	0

## USUAL STARTERS

WR Raghbi Ismail	LE Kavika Pittman
LT Flozell Adams	LT Alonzo Spellman
LG Larry Allen(11)	RT Chad Hennings
Solomon Pagan(5)	RE Greg Ellis
C Mark Stepanoski	LLB Darren Hambrick
RB Everett McIVER	MLB Randall Godfrey
RT Erik Williams	RLB Dexter Coakley
TE David LaFleur	LCB Kevin Smith(4)
WR Ernie Mills(5)	Kevin Mathis(4)
Michael Irvin(4)	RCB Deion Sanders(14)
Jason Tucker(3)	Charlie Williams(2)
QB Troy Aikman	SS Darren Woodson
RB Emmitt Smith	FS George Teague
FB Robert Thomas	

PUNTING	NO	YDS	AVG	TBIN20	LG	BL	NET
Gowin	81	3,500	43.2	10	24	64	0 35.1
COWBOYS	81	3,500	43.2	10	24	64	0 35.1
Opp.	93	3,836	41.2	11	17	59	1 34.2

PUNT RETURNS	NO	FC	YDS	AVG	LG	TD
Sanders	30	1	344	11.5	76	1
Tucker	4	2	52	13.0	41	0
Ogden	4	2	28	7.0	10	0
McGarity	3	4	16	5.3	9	0
COWBOYS	41	9	440	10.7	76	1
Opponents	43	14	459	10.7	85†	1

KICKOFF RETURNS	NO	YDS	AVG	LG	TD
Tucker	22	613	27.9	79	0
Mathis	18	408	22.7	37	0
Ogden	12	252	21.0	29	0
Sanders	4	87	21.8	31	0
Noble	1	9	9.0	9	0
Coakley	1	3	3.0	3	0
COWBOYS	58	1,372	23.7	79	0
Opponents	62	1,259	20.3	32	0

SCORE BY QUARTERS	1	2	3	4	OT	T
COWBOYS	87	92	80	87	6	352
Opponents	28	56	76	116	0	276

FIELD GOALS	11-19	20-29	30-39	40-49	50+
Cunningham	0-0	4-6	5-6	3-9	0-0
Murray	0-0	3-3	3-4	1-2	0-1
COWBOYS	0-0	7-9	8-10	4-11	0-1
Opponents	0-0	8-8	11-11	7-13	0-1

Cunningham: (1)(23.47M),(24M),(42.50M), (48M,38.41M),(32),(24),(42M, 37M,39),(22M,44.47),(48M), (36.23), (20.43M,34),(1),(1),(1)
Murray: (1),(1),(1),(1),(1),(1),(1),(1),(1),(1), (49M,30, 34.33M),(1), (33),(20.21,27.40)
Opponents: (25.42),(49M),(1),(48.31),(27.21), (36.24),(43.30,33.27),(49M,31,40), (38.44B,31),(24.38),(52M,47B, 47M),(41.23),(44),(47,33.49M,37), (32),(29)

SCORING	TD	TD	TD	PAT	FG	PAT	FG
E. Smith	11	2	0	0	0	0	0
Cunningham	0	0	0	0	12/22	31/31	0
Ismail	1	6	0	0	0	0	0
LaFleur	0	7	0	0	0	0	0
Murray	0	0	0	0	7/9	10/10	0
Irvin	0	3	0	0	0	0	0
Ellis	0	0	2a	0	0	0	0
Teague	0	0	2b	0	0	0	0
Tucker	0	2	0	0	0	0	0
Warren	2	0	0	0	0	0	0
Aikman	1	0	0	0	0	0	0
Bjornson	1	0	0	0	0	0	0
Coakley	0	0	1c	0	0	0	0
Sanders	0	0	1d	0	0	0	0
Hambrick	0	0	0	0	0	0	1+ 2
COWBOYS	16	20	6	0	19/31	41/41	1 352
Opponents	6	19	3*	0	26/33	24/24	0 276

2-Pt Conversions: Cowboys 0-0; Opponents 3-4

a 87 yard interception return vs. Atlanta (9/20)

98 yard fumble return vs. Arizona (10/3)

b 32 yard interception return vs. Arizona (10/3)

95 yard interception return vs. Green Bay (11/14)

c 46 yard interception return vs. Miami (11/25)

d 70 yard punt return vs. Washington (10/24)

\* Forced punter out of end zone @ Arizona (11/21)

Barber 85-yard punt return @ N.Y. Giants (10/18)

Wilkins fumble recovery in end zone @ Indianapolis (10/31)

Wearly 58 yard fumble return @ N.O. (12/24)

PASSING	ATT	COMP	YDS	PCT	AVG	TD	PCT	PCT	INT	LG	SKS/YDS	RATING
Aikman	442	263	2,964	59.5	6.71	17	3.8	12	2.7	90†	19/130	81.1
Garrett	64	32	314	50.0	4.90	3	4.7	1	1.6	37†	5/21	73.3
Sanders	1	0	0	0.0	0.00	0	0.0	0	0.0	0	0/0	39.6
COWBOYS	507	295	3,278	58.2	6.47	20	3.9	13	2.6	90†	24/151	80.0
Opponents	545	297	3,615	54.5	6.63	19	3.5	24	4.4	71	35/217	68.4

## 2000 ★ DALLAS COWBOYS STATISTICS ★ 2000

RECORD: 5-11  
FOURTH PLACE, NFC EAST  
HEAD COACH: DAVE CAMPO

Date	W/L	Score	Opponent	Att.
9/3	L	14-41	PHILADELPHIA	62,872
9/10	L	31-32	@ Arizona	66,009
9/18	W	27-21	@ Washington	84,431
9/24	L	24-41	SAN FRANCISCO	64,127
10/1	W	16-13	@ Carolina (OT)	73,310
10/8			- Bye -	
10/15	L	14-19	@ N.Y. Giants	78,189
10/22	W	48-7	ARIZONA	62,981
10/29	L	17-23	JACKSONVILLE (OT)	63,554
11/5	L	13-16	@ Philadelphia (OT)	65,636
11/12	W	23-6	CINCINNATI	62,170
11/19	L	0-27	@ Baltimore	69,416
11/23	L	15-27	MINNESOTA	63,878
12/3	L	7-27	@ Tampa Bay	65,621
12/10	W	24-13	WASHINGTON	63,467
12/17	L	13-17	N.Y. GIANTS	61,311
12/25	L	0-31	@ Tennessee	68,498

TEAM STATISTICS	DALLAS	OPP
FIRST DOWNS	276	309
Rushing	116	137
Passing	128	145
Penalty	32	27
Third Down-Made/Att	70/195	84/208
Third Down Efficiency	35.9	40.4
Fourth Down-Made/Att	10/18	8/18
TOTAL NET YARDS	4,475	5,329
Avg. Per Game	279.7	333.1
Total Plays	943	1,021
Avg. Per Play	4.7	5.2
NET YARDS RUSHING	1,953	2,636
Avg. Per Game	122.1	164.8
Total Rushes	463	538
Avg. Per Rush	4.2	4.9
NET YARDS PASSING	2,522	2,693
Avg. Per Game	157.6	168.3
Sacked/Yards Lost	35/249	26/189
Gross Yards	2,771	2,882
Att./Completions	445/255	458/277
Completion Pct.	57.3	60.5
Had Intercepted	21	16
PUNTS/AVERAGE	68/41.9	70/45.0
Net Punting Avg.	35.4	33.3
PENALTIES/YARDS	108/963	108/999
FUMBLES/BALL LOST	31/18	23/9
TOUCHDOWNS	31	41
Rushing	15	17
Passing	14	20
Returns	2	4
EXTRA POINT/ATTEMPTS	29/31	37/40
Kicking Made-Attempts	27/27	37/37
Passing Made-Attempts	2/3	0/1
Rushing Made-Attempts	0/1	0/2
FIELD GOALS/ATTEMPTS	25/33	26/31
AVG TIME OF POSS.	28:40	31:20

RUSHING	ATT	YDS	AVG	LG	TD
E. Smith	294	1,203	4.1	52	9
Warren	59	254	4.3	32	2
Cunningham	23	89	3.9	19	1
Wiley	24	88	3.7	11	0
Ismail	8	73	9.1	37	0
Thomas	15	51	3.4	9	0
McGarity	6	49	8.2	22	1
Tucker	4	42	10.5	17	1
Wright	12	36	3.0	19	0
T. Hambrick	6	28	4.7	13	0
Coakley	1	26	26.0	26	0
Aikman	10	13	1.3	5	0
Seder	1	1	1.0	11	1
COWBOYS	463	1,953	4.2	52	15
Opponents	538	2,636	4.9	70	17

RECEIVING	ATT	YDS	AVG	LG	TD
McKnight	52	926	17.8	48	2
Harris	39	306	7.8	21	5
Warren	31	302	9.7	76	1
Ismail	25	350	14.0	44	1
McGarity	25	250	10.0	25	0
Thomas	23	117	5.1	14	2
Wiley	14	72	5.1	15	1
Tucker	13	126	9.7	18	0
LaFleur	12	109	9.1	19	1
E. Smith	11	79	7.2	19	0
Galloway	4	62	15.5	22	1
Hodge	4	60	15.0	20	0
Brazzell	2	12	6.0	10	0
COWBOYS	255	2,771	10.9	76	14
Opponents	277	2,882	10.4	68	19

INTERCEPTIONS	NO	YDS	AVG	LG	TD
Sparks	5	59	11.8	43	0
Reese	2	60	30.0	46	0
Nguyen	2	31	15.5	24	0
Woodson	2	12	6.0	12	0
McNeil	2	4	2.0	4	0
William	2	1	0.5	1	0
C. Williams	1	0	0.0	0	0
COWBOYS	16	167	10.4	46	0
Opponents	21	179	8.5	42	3

PUNTING NO	YDS	AVG	TB	IN20	LG	BL	NET
Knorr	58	2,485	42.8	8	12	60	0 35.8
Cantrell	10	367	36.7	0	3	40	0 33.3
COWBOYS	68	2,852	41.9	8	15	60	0 35.4
Opp.	70	2,838	40.5	7	22	63	0 33.3

PUNT RETURNS	NO	FC	YDS	AVG	LG	TD
McGarity	30	9	353	11.8	64	2
Tucker	4	5	9	2.3	8	0
Galloway	1	0	2	2.0	2	0
COWBOYS	35	14	364	10.4	64	2
Opponents	29	18	282	9.7	54	0

KICKOFF RETURNS	NO	YDS	AVG	LG	TD
Tucker	51	1,099	21.5	90	0
Wiley	13	303	23.3	38	0
LaFleur	2	21	10.5	13	0
Santiago	1	13	13.0	13	0
Goodrich	1	12	12.0	12	0
Noble	1	8	8.0	8	0
Larrimore	0	0	0.0	0	0
COWBOYS	69	1,456	21.1	90	0
Opponents	56	1,205	21.5	42	0

SCORE BY QUARTERS	1	2	3	4	OT	T
COWBOYS	51	92	73	75	3	294
Opponents	61	101	84	106	9	361

FIELD GOALS	11-19	20-29	30-39	40-49	50+
Seder	2-2	5-6	9-11	9-13	0-1
COWBOYS	2-2	5-6	9-11	9-13	0-1
Opponents	2-2	9-9	9-9	4-9	2-2
Seder: (34,38), (44), (32,36), (40), (27,45M,24), (1), (32,23), (19), (48,27), (39M,44M,43,35,42,51M), (46M), (37,26M,43,36), (34M), (33,19,47M,20,43), (47,43), (1)					
Opponents: (33,37), (19,54,35,51), (1), (38,47), (39,23), (24,20), (1), (42,49B), (40M,34,34,32), (22,37), (25,47M,19), (49,29), (28,25), (1), (45B,40M,44), (21)					

SCORING	TD	FG	2PT	STP			
Seder	1	0	0	25/33	27/27	0	108
E. Smith	9	0	0	0	0/0	0/0	54
Harris	0	5	0	0	0/0	0/0	32
McGarity	1	0	2a	0	0/0	0/0	18
Warren	2	1	0	0	0/0	0/0	18
McKnight	0	2	0	0	0/0	0/0	12
Thomas	0	2	0	0	0/0	0/0	12
Ismail	0	1	0	0	0/0	0/0	8
Cunningham	1	0	0	0	0/0	0/0	6
Galloway	0	1	0	0	0/0	0/0	6
LaFleur	0	1	0	0	0/0	0/0	6
Tucker	1	0	0	0	0/0	0/0	6
Wiley	0	1	0	0	0/0	0/0	6
Reese	0	0	0	0	0/0	1r	2
COWBOYS	15	14	2	25	33	27/27	1 294
Opponents	17	20	4*	26	31	37/37	0 361

2-Pt Conversions: Cowboys 2-4; Opponents 0-3

- a 64-yard punt return @ Arizona (9/10);
- 59-yard punt return vs. Arizona (10/22)
- \* Trotter 27-yard interception return vs. Philadelphia (9/3)
- Kelly 9 interception return @ Tampa Bay (12/3)
- Ford 30 fumble return @ Tennessee (12/25)
- Bulluck 8 interception return @ Tennessee (12/25)
- \* Tackled punter in end zone @ Carolina (10/1)

## USUAL STARTERS

WR	Raghib Ismail(9)	LE	Greg Ellis
	Jason Tucker(7)	LT	Chad Hennings(8)
LT	Flozell Adams		Brandon Noble(8)
LG	Larry Allen	RT	Leon Lett(7)
C	Mark Stepnoski(11)	RE	Michael Myers(7)
	Ben Fricke(5)	RE	Alonzo Spellman
RG	Solomon Page	LLB	Darren Hambrick
RT	Erik Williams	MLB	Barron Wortham(11)
TE	David LaFleur(10)		Dat Nguyen(5)
	Jackie Harris(6)	RLB	Dexter Coakley
WR	James McKnight	LCB	Phillip Sparks(11)
QB	Troy Aikman(11)		Kareem Larrimore(4)
	Randal Cunningham(3)	RCB	Ryan McNeil
RB	Ermitt Smith	SS	Darren Woodson(11)
FB	Robert Thomas	FS	Greg Myers(5)
			George Teague(9)
			Izell Reese(7)

PASSING	ATT	COMP	YDS	PCT	AVG	TD	INT	PCT	INT	LG	SKS/YDS	RATING
Aikman	262	156	1,632	59.5	6.23	7	2.7	14	5.3	48	13/91	64.3
Cunningham	125	74	849	59.2	6.79	6	4.8	4	3.2	76	8/45	82.4
Wright	53	22	237	41.5	4.47	0	0.0	3	5.7	46	12/92	31.7
Stoerner	5	3	53	60.0	10.60	1	20.0	0	0.0	29	2/21	135.8
COWBOYS	445	255	2,771	57.3	6.23	14	3.1	21	4.7	76	35/249	66.6
Opponents	458	277	2,882	60.5	6.29	20	4.4	16	3.5	68	26/189	78.7



## 2001 ★ DALLAS COWBOYS STATISTICS ★ 2001

RECORD: 5-11  
FIFTH PLACE: NFC EAST  
HEAD COACH: Dave Campo

Date	W/L	Score	Opponent	Att.
9/9	L	6-10	TAMPA BAY	61,521
9/23	L	21-32	SAN DIEGO	63,430
9/30	L	18-40	@ Philadelphia	66,621
10/7	L	21-28	@ Oakland	61,535
10/15	W	9-7	WASHINGTON	63,941
10/21			- Bye -	
10/28	W	17-3	ARIZONA	63,114
11/4	L	24-27	@ N.Y. Giants (OT)	78,673
11/11	L	13-20	@ Atlanta	69,010
11/18	L	3-36	PHILADELPHIA	63,204
11/22	L	24-26	DENVER	64,104
12/2	W	20-14	@ Washington	85,112
12/9	W	20-13	N.Y. GIANTS	61,821
12/16	L	3-29	@ Seattle	63,366
12/23	L	10-17	@ Arizona	48,883
12/30	W	27-21	SAN FRANCISCO	64,366
1/6/02	L	10-15	@ Detroit	77,512

## TEAM STATISTICS

	DALLAS	OPP
FIRST DOWNS	247	272
Rushing	114	90
Passing	110	160
Penalty	23	22
Third Down-Made/Att	71/215	76/214
Third Down Efficiency	33.0	35.5
Fourth Down-Made/Att	4/16	8/15
TOTAL NET YARDS	4,402	4,599
Avg. Per Game	275.1	287.4
Total Plays	952	985
Avg. Per Play	4.6	4.7
NET YARDS RUSHING	2,184	1,710
Avg. Per Game	136.5	106.9
Total Rushes	505	472
Avg. Per Rush	4.3	3.6
NET YARDS PASSING	2,218	2,889
Avg. Per Game	138.6	180.6
Sacked/Yards Lost	34/190	24/130
Gross Yards	2,408	3,019
Att./Completions	413/210	489/287
Completion Pct	50.8	58.7
Had Intercepted	20	9
PUNTS/AVERAGE	81/38.7	79/41.7
Net Punting Avg	31.1	34.5
PUNT RET./AVG	41/12.0	38/13.0
KICKOFF RET./AVG	64/23.1	54/21.6
INT./AVG. RET.	9/21.2	20/17.2
PENALTIES/YARDS	92/744	69/634
FUMBLES/BALL LOST	25/14	29/16
TOUCHDOWNS	26	37
Rushing	8	12
Passing	14	20
Returns	4	5
EXTRA POINT/ATTEMPTS	24/26	33/37
Kicking Made-Attempts	24/24	33/34
Passing Made-Attempts	0/2	0/3
Rushing Made-Attempts	0/0	0/0
FIELD GOALS/ATTEMPTS	22/33	27/36
AVG TIME OF POSS.	30:13	29:47

## SCORE BY

QUARTERS	1	2	3	4	OT	T
COWBOYS	38	81	45	82	0	246
Opponents	60	131	54	90	3	338

	PASSING				RUSHING				RECEIVING				INTERCEPTIONS			
	ATT	COMP	YDS	PCT	ATT	TD	INT	PCT	ATT	TD	INT	NO	YDS	AVG	LG	TD
Carter	176	90	1,072	51.1	6.09	5	2.8	7	4.0	64	12/56	63.0				
Wright	98	48	529	49.0	5.40	5	5.1	5	5.1	80	5/30	61.1				
Leaf	88	45	494	51.1	5.61	1	1.1	3	3.4	38	12/82	57.7				
Stoerner	49	26	314	53.1	6.41	3	6.1	5	10.2	28	5/22	53.8				
Galloway	1	1	-1	100.0	-1.00	0	0.0	0	-1	0.0	0/0	79.2				
Knorr	1	0	0	0.0	0.00	0	0.0	0	0.0	0	0/0	39.6				
COWBOYS	413	210	2,408	50.8	5.83	14	3.4	20	4.8	80	34/190	59.9				
Opponents	489	287	3,019	58.7	6.17	20	4.1	9	1.8	78	24/130	82.7				

	RUSHING	ATT	YDS	AVG	LG	TD
E. Smith	261	1,021	3.9	44	3	
T. Hambrick	113	579	5.1	80	2	
Wiley	34	247	7.3	58	0	
Carter	45	150	3.3	17	1	
Wright	17	57	3.4	12	0	
Thomas	6	40	6.7	24	0	
Galloway	3	32	10.7	16	0	
Ismail	8	31	3.9	11	0	
Stoerner	9	27	3.0	13	1	
Seder	1	8	8.0	8t	1	
Chiaverini	1	3	3.0	3	0	
Knorr	1	0	0.0	0	0	
Taylor	1	0	0.0	0	0	
Swinton	1	-4	-4.0	-4	0	
Leaf	4	-7	-1.8	0	0	
COWBOYS	505	2,184	4.3	80	8	
Opponents	472	1,710	3.6	48	12	

	RECEIVING	ATT	YDS	AVG	LG	TD
Ismail	53	634	15.7	80	2	
Galloway	52	699	13.4	47	3	
E. Smith	17	116	6.8	22	0	
Wiley	16	99	6.2	17	1	
Harris	15	141	9.4	28	2	
Lucky	13	96	7.4	16	1	
Chiaverini	10	107	10.7	21	2	
Huggins	8	36	4.5	10	0	
Swinton	7	117	16.7	45	1	
McGarity	6	45	7.5	11	1	
Thomas	5	19	3.8	6	1	
Hambrick	4	62	15.5	27	0	
Rambo	3	28	9.3	14	0	
Winterspoon	1	9	9.0	9	0	
COWBOYS	210	2,408	11.5	80	14	
Opponents	287	3,019	10.5	78	20	

	INTERCEPTIONS	NO	YDS	AVG	LG	TD
Woodson	3	11	3.7	6	0	
Coakley	2	39	19.5	29	2	
Hawthorne	2	28	14.0	22	0	
Edwards	1	71	71.0	71	1	
Reese	1	42	42.0	42	0	
COWBOYS TOT.	9	191	21.2	71	3	
Opp. Totals	20	344	17.2	50	4	

## USUAL STARTERS

WR	Raghib Ismail	LE	Greg Ellis
LT	Flozell Adams	NT	Brandon Noble
LG	Larry Allen	DT	Mike Myers
C	Mark Stepanoski	RE	Peppi Zallner
RG	Kevin Garmon	WLB	Dexter Coakley
RT	Sojourn Page	MLB	Dat Nguyen
TE	Jackie Harris (12) Mike Lucky (4)	SLB	Markus Steeles (10) Darren Hambrick (5)
WR	Joey Galloway	RCB	Mario Edwards
DB	Quincy Carter (8) Ryan Leaf (3)	LCB	Duane Hawthorne (11) / Izell Reese (3)
	Anthony Wright (3) Clint Stoerner (2)	SS	Darren Woodson George Teague
RB	Ermitt Smith		
FB	Troy Hambrick (9) Robert Thomas (5)		

	PUNTING	NO	YDS	AVG	TB	INTO	LG	BL	NET
Knorr	78	3,135	40.2	6	25	57	3	31	1
COWBOYS	81	3,135	38.7	6	25	57	3	31	1
Opponents	79	3,298	41.7	4	29	62	0	34	4

	PUNT RETURNS	NO	FC	YDS	AVG	LG	TD
Swinton	31	8	414	13.4	65	1	0
McGarity	6	2	38	6.3	17	0	0
Rambo	2	0	15	7.5	13	0	0
Ismail	1	3	20	20.0	20	0	0
Galloway	1	0	6	6.0	6	0	0
COWBOYS	41	13	493	12.0	65	1	0
Opponents	38	18	493	13.0	74	0	0

	KICKOFF RETURNS	NO	YDS	AVG	LG	TD
Swinton	56	1,327	23.7	77	0	
Wiley	4	90	22.5	40	0	
Rambo	2	30	15.0	19	0	
Larrimore	1	22	22.0	22	0	
Evans	1	7	7.0	7	0	
COWBOYS TOT.	64	1,476	23.1	77	0	
Opp. Totals	54	1,164	21.6	61	0	

	FIELD GOALS	11-19	20-29	30-39	40-49	50+
Seder	0-0	5-5	3-5	3-6	0-1	0
Hilbert	0-0	3-3	6-6	2-7	0-0	0
COWBOYS	0-0	8-8	9-11	5-13	0-1	0
Opponents	2-2	10-10	6-8	8-11	1-5	0

Seder:	(22,46), (1, 41), (43), (348, 418), (41M, 28), (52M, 39, 26), (31), (22, 47M, 34M), (26, 39), (0, 0), (0, 0), (0, 0), (0, 0)
Hilbert:	(0, 0), (0, 0), (0, 0), (0, 0), (478, 41M, 30), (43), (44M, 38, 39), (38, 41, 48M), (37), (27, 41M), (22, 20), (33)
Opponents:	(39, 52M), (22, 24, 23, 41M, 43), (40), (19), (1), (44M), (27), (40, 59M, 42), (31, 36M, 19), (24, 46, 26, 28, 30), (24, 50, 48, 28), (1, 35, 41), (22, 37), (34, 35M), (46M), (51M, 51M, 47)

	SCORING	TDR	TDP	TDR	2PM	FG	PAT	S	TP
Seder	1	0	0	0	11/17	12/12	0	51	0
Hilbert	0	0	0	0	11/15	12/12	0	45	0
Galloway	0	3	0	0	0/0	0/0	0	18	0
Smith	3	0	0	0	0/0	0/0	0	18	0
Chiaverini	0	2	0	0	0/0	0/0	0	12	0
Coakley	0	0	2	0	0/0	0/0	0	12	0
Hambrick	2	0	0	0	0/0	0/0	0	12	0
Harris	0	2	0	0	0/0	0/0	0	12	0
Ismail	0	2	0	0	0/0	0/0	0	12	0
Swinton	0	1	1	0	0/0	0/0	0	12	0
Carter	1	0	0	0	0/0	0/0	0	6	0
Edwards	0	0	1	0	0/0	0/0	0	6	0
Lucky	0	1	0	0	0/0	0/0	0	6	0
McGarity	0	1	0	0	0/0	0/0	0	6	0
Stoerner	1	0	0	0	0/0	0/0	0	6	0
Thomas	0	1	0	0	0/0	0/0	0	6	0
Wiley	0	1	0	0	0/0	0/0	0	6	0
COWBOYS	8	14	4	0	22/33	24/24	0	246	0
Opponents	12	20	5	0	27/36	33/34	1	338	0

2-Pt Conversions: Cowboys 0-2; Opponents 0-3  
 a 10-yard interception return vs. Arizona (10/28)  
 b 29-yard interception return @ N.Y. Giants (11/4)  
 c 71-yard interception return @ N.Y. Giants (11/4)  
 d 65-yard punt return vs. Denver (11/22)  
 e Moore 10 fumble return @ Philadelphia (9/30)  
 f Trotter 50 interception ret. vs. Philadelphia (11/18)  
 g Hampton 38 interception ret. vs. Philadelphia (11/18)  
 h Charlton 38 interception return @ Seattle (12/16)  
 i McKinnon 24 interception return @ Arizona (12/23)  
 j Swinton fumble punt out of end zone @ Seattle (12/16)



## 2002 ★ DALLAS COWBOYS STATISTICS ★ 2002

RECORD: 5-11  
FOURTH PLACE, NFC EAST  
HEAD COACH: DAVE CAMPO

Date	W/L	Score	Opponent	Att.
9/8	L	10-19	@ Houston	69,604
9/15	W	21-13	TENNESSEE	62,527
9/22	L	13-44	@ Philadelphia	65,537
9/29	W	13-10	@ St. Louis	66,165
10/6	L	17-21	N.Y. GIANTS	63,447
10/13	W	14-13	CAROLINA	61,773
10/20	L	6-9	@ Arizona (OT)	59,702
10/27	L	14-17	SEATTLE	63,854
11/3	L	7-9	@ Detroit	61,789
11/10			BYE	
11/17	L	3-20	@ Indianapolis	57,057
11/24	W	21-19	JACKSONVILLE	62,204
11/28	W	27-20	WASHINGTON	63,606
12/8	L	27-31	SAN FRANCISCO	64,097
12/15	L	7-37	@ N.Y. Giants	78,698
12/21	L	3-27	PHILADELPHIA	63,209
12/29	L	14-20	@ Washington	84,142

TEAM STATISTICS	DALLAS	OPP
FIRST DOWNS	237	291
Rushing	87	90
Passing	129	178
Penalty	21	23
Third Down-Made/Att.	50/208	92/246
Third Down Efficiency	24.0%	37.4%
Fourth Down-Made/Att.	4/12	9/11
TOTAL NET YARDS	4,375	5,267
Avg. Per Game	273.4	329.2
Total Plays	948	1,079
Avg. Per Play	4.6	4.9
NET YARDS RUSHING	1,754	1,818
Avg. Per Game	109.6	113.6
Total Rushes	423	481
Avg. Per Rush	4.1	3.8
NET YARDS PASSING	2,621	3,449
Avg. Per Game	163.8	215.6
Sacked/Yards Lost	54/399	24/137
Gross Yards	3,020	3,586
Attempts/Completions	471/252	574/334
Pct. of Completions	53.5	58.2
Had Intercepted	16	19
PUNTS/AVERAGE	113/40.4	94/41.4
Net Punting Average	33.0	36.0
LT RET./AVG.	39/8.3	58/11.0
KICKOFF RET./AVG.	68/22.4	48/22.8
INT./AVG. RET.	19/11.9	16/15.8
PENALTIES/YARDS	105/974	119/919
FUMBLES/BALL LOST	33/18	23/11
TOUCHDOWNS	26	35
Rushing	7	10
Passing	14	22
Returns	5	3
EXTRA POINTS/ATTEMPTS	25/26	34/35
TWO POINT CONV./ATTS.	0/0	0/0
FIELD GOALS/ATTEMPTS	12/19	27/38
AVG. TIME OF POSS.	28:04	31:56

SCORE BY QUARTERS	1	2	3	4	OT	T
COWBOYS	23	47	51	96	0	217
Opp. Totals	55	103	48	120	3	329

RUSHING	ATT	YDS	AVG	LG	TD
Smith	254	975	3.8	30	5
Hambrick	79	317	4.0	18	1
Wiley	22	168	7.6	48	1
Carter	27	91	3.4	16	0
Hutchinson	18	74	4.1	18	0
Bryant	6	40	6.7	24	0
Galloway	4	31	7.8	21	0
Thomas	10	31	3.1	14	0
Swinton	1	23	23.0	23	0
D. Scott	1	14	14.0	14	0
Knorr	1	-10	-10.0	-10	0
COWBOYS	423	1,754	4.1	48	7
Opponents	481	1,818	3.8	60	10

RECEIVING	ATT	YDS	AVG	LG	TD
Galloway	61	908	14.9	80	6
Wiley	44	733	16.7	78	6
McGee	23	294	12.8	58	1
D. Scott	22	218	9.9	17	1
Hambrick	21	99	4.7	14	0
Whalen	17	152	8.9	33	0
Smith	16	89	5.6	17	0
Rambo	14	211	15.1	47	0
Wiley	13	144	11.1	31	0
Thomas	12	80	6.7	23	0
Swinton	7	63	9.0	16	0
Lucky	1	22	22.0	22	0
McKie	1	7	7.0	7	0
COWBOYS	252	3,020	12.0	80	14
Opponents	334	3,586	10.7	65	22

INTERCEPTIONS	NO	YDS	AVG	LG	TD
Ro. Williams	5	90	18.0	85	2
Ross	5	17	3.4	12	0
Edwards	2	29	14.5	29	0
Coakley	1	52	52.0	52	1
Hunter	1	16	16.0	16	0
Hawthorne	1	15	15.0	15	0
Glover	1	7	7.0	7	0
Woodson	1	1	1.0	1	0
Ellis	1	0	0.0	0	0
Dixon	1	0	0.0	0	0
COWBOYS	19	227	11.9	85	3
Opp. Totals	16	252	15.8	80	1

## USUAL STARTERS

WR	Antonio Bryant	LE	Greg Ellis
LT	Fliczi Adams	NT	Brandon Noble
LG	Larry Allen (3)	DT	La'Roi Glover
	Ross Tucker (7)	RE	Ebenezer Ekuban
C	Andre Gurode (6)	WLB	Dexter Coakley
	Tyson Walter (8)	MLB	Dai Nguyen (8)
RG	Kelvin Garmon (3)	CB	Keith Adams (5)
	Solomon Page (5)	SLB	Kevin Hardy
	Andre Gurode (8)	RCB	Mario Edwards
RT	Solomon Page (10)	LCB	D. Hawthorne (4)
	Javar Collins (4)		Derek Ross (9)
TE	Tony McGee	SS	Darren Woodson (10)
WR	Joey Galloway		Tony Doon (6)
QB	Quincy Carter(7)	FS	Roy Williams
	Chad Hutchinson (9)		
RB	Ermitt Smith		
FB	Robert Thomas		

PUNTING	NO	YDS	AVG	TB	NO LG BL NET
Filipovic	65	2,640	40.6	6	14 60 1 31.5
Knorr	47	1,928	41.0	4	11 56 0 35.1
COWBOYS	112	4,568	40.4	10	25 60 1 33.0
Opponents	93	3,893	41.4	9	39 64 1 36.0

PUNT RETURNS	NO	YDS	AVG	LG	TD
Swinton	19	9	141	7.4	26
Galloway	15	8	181	12.1	71
Rambo	5	2	3	0.6	4
COWBOYS	39	19	325	8.3	71
Opponents	58	20	637	11.0	52

KICKOFF RETURNS	NO	YDS	AVG	LG	TD
Swinton	28	697	24.9	100	1
Dantzier	27	602	22.3	84	1
Rambo	7	127	18.1	24	0
Wiley	4	62	15.5	27	0
Noble	2	33	16.5	17	0
COWBOYS	68	1,521	22.4	100	2
Opp. Totals	48	1,095	22.8	47	0

FIELD GOALS	11-19	20-29	30-39	40-49	50+
Cundiff	0-0	3-3	5-7	4-8	0-1
COWBOYS	0-0	3-3	5-7	4-8	0-1
Opponents	0-0	5-7	10-11	9-14	3-6

Cundiff: (33.42M);(1);(47.33);(35.48);(45M.32);(1);(49M);(1);(21.52M);(33M);(21.37M.42);(23.37.47M);(1);(42);(1)  
Opponents: (42);(38.52);(51.20.32);(27.49M);(1);(44M.50.44);(41.53M.23.28M.51M.40);(20);(42.44.43);(23M.48.42M.32);(41M.31);(36B);(44M.55M.47);(38.35.31);(32.39);(22.38)

SCORING	TDR	TDP	TDR 2Pt	FG	PAT	\$	TP
Cundiff	0	0	0	0	12/19	25/25	0 61
Bryant	0	6	0	0	0/0	0/0	0 36
Galloway	0	6	0	0	0/0	0/0	0 36
Smith	5	0	0	0	0/0	0/0	0 30
Ro. Williams	0	0	2c	0	0/0	0/0	0 12
Coakley	0	0	1a	0	0/0	0/0	0 6
Dantzier	0	0	0	1d	0/0	0/0	0 6
Hambrick	1	0	0	0	0/0	0/0	0 6
McGee	0	1	0	0	0/0	0/0	0 6
D. Scott	0	1	0	0	0/0	0/0	0 6
Swinton	0	0	1b	0	0/0	0/0	0 6
Wiley	1	0	0	0	0/0	0/0	0 6
COWBOYS	7	14	5	0	12/19	25/25	0 217
Opponents	10	22	3	0	27/38	34/35	24329

2-Pt. Conversions: Cowboys 0-1, Opponents 0-0  
a- 50-yard interception return vs. Tennessee (9/15)  
b- 100-yard kickoff return @ Philadelphia (9/22)  
c- 5-yard interception return vs. Washington (11/28)  
d- 85-yard interception return @ Washington (12/29)  
d- 84-yard kickoff return vs. San Francisco (12/8/02)

\* 50-yard Kenny Holmes fumble recovery @ N.Y. Giants (12/15)  
80-yard Shawn Barber interception return vs. Philadelphia (12/21)  
Lavar Arrington fumble recovery in endzone @ Washington (12/29)  
# Seth Payne sacked Quincy Carter in end zone @ Houston (9/8)  
Rob Meier tackles Ross Tucker in end zone vs. Jacksonville (11/24)

PASSING	ATT	COMP	YDS	PCT	AVG	TD	PCT	PCT	INT	LG	SKS/YDS/RATING
Hutchinson	250	127	1,555	50.8	6.22	7	2.8	8	3.2	58	34/265 66.3
Carter	221	125	1,465	56.6	6.63	7	3.2	8	3.6	80	19/130 72.3
Wiley	0	0	0	0.0	0.00	0	0.0	0	0.0	0	1/4
COWBOYS	471	252	3,020	53.5	6.41	14	3.0	16	3.4	80	54/399 69.1
Opp. Totals	574	334	3,586	58.2	6.25	22	3.8	19	3.3	65	24/137 75.6





## The Opponents

### Arizona Cardinals (Dallas Leads Series 52-28-1)

Year	Site	Winner-Score	Att.
1960	St. Louis	St. Louis, 12-10	23,128
1961	Dallas	St. Louis, 31-17	20,500
1961	St. Louis	St. Louis, 31-13	15,384
1962	Dallas	St. Louis, 28-24	16,027
1962	St. Louis	St. Louis, 52-20	14,201
1963	Dallas	St. Louis, 34-7	36,432
1963	St. Louis	Dallas, 28-24	<b>12,695</b>
1964	Dallas	St. Louis, 16-6	36,605
1964	St. Louis	Dallas, 31-13	<b>28,253</b>
1965	St. Louis	St. Louis, 20-13	32,034
1965	Dallas	Dallas, 27-13	<b>38,499</b>
1966	St. Louis	Tie, 10-10	50,673
1966	St. Louis	Dallas, 31-17	<b>76,965</b>
1967	Dallas	Dallas, 46-21	<b>68,787</b>
1968	Dallas	Dallas, 27-10	<b>48,296</b>
1969	Dallas	Dallas, 24-3	<b>62,134</b>
1970	St. Louis	St. Louis, 20-7	50,780
1970	Dallas	St. Louis, 38-0	69,323
1971	St. Louis	Dallas, 16-13	<b>50,486</b>
1971	Dallas	Dallas, 31-12	<b>66,672</b>
1972	Dallas	Dallas, 33-24	<b>65,218</b>
1972	St. Louis	Dallas, 27-6	<b>49,787</b>
1973	Dallas	Dallas, 45-10	<b>64,729</b>
1973	St. Louis	Dallas, 30-3	<b>43,946</b>
1974	St. Louis	St. Louis, 31-28	49,885
1974	Dallas	Dallas, 17-14	<b>64,146</b>
1975	Dallas	Dallas, 37-31 (OT)	<b>52,417</b>
1975	St. Louis	St. Louis, 31-17	49,701
1976	St. Louis	St. Louis, 21-17	50,317
1976	Dallas	Dallas, 19-14	<b>62,498</b>
1977	St. Louis	Dallas, 30-24	<b>50,129</b>
1977	Dallas	St. Louis, 24-17	64,038
1978	Dallas	Dallas, 21-12	<b>62,760</b>
1978	St. Louis	Dallas, 24-21 (OT)	<b>48,991</b>
1979	St. Louis	Dallas, 22-21	<b>50,855</b>
1979	Dallas	Dallas, 22-13	<b>64,300</b>
1980	St. Louis	Dallas, 27-24	<b>50,701</b>
1980	Dallas	Dallas, 31-21	<b>52,567</b>
1981	Dallas	Dallas, 30-17	<b>63,602</b>
1981	St. Louis	St. Louis, 20-17	49,777
1982	St. Louis	Dallas, 24-7	<b>50,705</b>
1983	St. Louis	Dallas, 34-17	<b>48,532</b>
1983	Dallas	Dallas, 35-17	<b>60,764</b>
1984	Dallas	St. Louis, 31-20	61,438
1984	St. Louis	Dallas, 24-17	<b>48,721</b>
1985	St. Louis	St. Louis, 21-10	49,347
1985	Dallas	Dallas, 35-17	<b>54,125</b>
1986	St. Louis	Dallas, 31-7	<b>49,077</b>
1986	Dallas	Dallas, 37-6	<b>60,756</b>
1987	St. Louis	St. Louis, 24-13	47,241
1987	Dallas	Dallas, 21-16	<b>36,788</b>
1988	Phoenix	Dallas, 17-14	<b>67,139</b>
1988	Dallas	Phoenix, 16-10	42,196
1989	Dallas	Phoenix, 19-10	44,431
1989	Phoenix	Phoenix, 24-20	49,657
1990	Phoenix	Phoenix, 20-3	45,235
1990	Dallas	Dallas, 41-10	<b>60,190</b>
1991	Phoenix	Dallas, 17-9	<b>68,814</b>
1991	Dallas	Dallas, 27-7	<b>61,190</b>
1992	Dallas	Dallas, 31-20	<b>62,575</b>
1992	Phoenix	Dallas, 16-10	<b>72,439</b>
1993	Phoenix	Dallas, 17-10	<b>73,025</b>
1993	Dallas	Dallas, 20-15	<b>64,224</b>
1994	Dallas	Dallas, 38-3	<b>64,518</b>
1994	Arizona	Dallas, 28-21	71,023
1995	Dallas	Dallas, 34-20	<b>64,560</b>
1995	Arizona	Dallas, 37-13	<b>72,394</b>
1996	Dallas	Dallas, 17-3	<b>64,096</b>
1996	Arizona	Dallas, 10-6	<b>70,763</b>
1997	Arizona	Arizona, 25-22 (OT)	71,578
1997	Dallas	Dallas, 24-6	<b>64,302</b>
1998	Dallas	Dallas, 38-10	<b>63,602</b>
1998	Arizona	Dallas, 35-28	<b>69,923</b>
1998*	Dallas	Arizona, 20-7	62,969

1999	Dallas	Dallas, 35-7	<b>64,169</b>
1999	Arizona	Arizona, 13-9	72,015
2000	Arizona	Arizona, 32-31	66,009
2000	Dallas	Dallas, 48-7	<b>62,981</b>
2001	Dallas	Dallas, 17-3	<b>63,114</b>
2001	Arizona	Arizona, 17-10	48,883
2002	Arizona	Arizona, 6-9 (OT)	59,702

### 2003 Oct. 5 at Dallas

\*NFC Wild Card Game

#### ARIZONA CARDINALS

2002 Results (5-11)		2003 Schedule	
23	at Washington	31	9/7 at Detroit
24	at Seattle	13	9/14 Seattle
15	San Diego	23	9/21 Green Bay
21	N.Y. Giants	7	9/28 at St. Louis
16	at Carolina	13	10/5 at Dallas
9	Dallas (OT)	6	10/12 Baltimore
28	at San Francisco	38	10/19 Open
14	St. Louis	27	10/26 San Francisco
6	Seattle	27	11/2 Cincinnati
14	at Philadelphia	38	11/9 at Pittsburgh
20	Oakland	41	11/16 at Cleveland
0	at Kansas City	49	11/23 St. Louis
23	Detroit (OT)	20	11/30 at Chicago
28	at St. Louis	30	12/7 at San Francisco
14	San Francisco	17	12/14 Carolina
7	at Denver	37	12/21 at Seattle
			12/28 Minnesota

### Atlanta Falcons (Dallas Leads Series, 14-7)

Year	Site	Winner-Score	Att.
1966	Atlanta	Dallas, 47-14	<b>56,990</b>
1967	Dallas	Dallas, 37-7	<b>54,751</b>
1969	Atlanta	Dallas, 24-17	<b>54,833</b>
1970	Dallas	Dallas, 13-0	<b>53,611</b>
1974	Atlanta	Dallas, 24-0	<b>52,322</b>
1976	Atlanta	Atlanta, 17-10	54,972
1978*	Dallas	Dallas, 27-20	<b>60,388</b>
1980*	Atlanta	Dallas, 30-27	<b>60,022</b>
1985	Dallas	Dallas, 24-10	<b>57,941</b>
1986	Dallas	Atlanta, 37-35	62,880
1987	Dallas	Atlanta, 21-10	40,103
1988	Dallas	Dallas, 26-20	<b>39,702</b>
1989	Atlanta	Atlanta, 27-21	55,285
1990	Atlanta	Atlanta, 26-7	50,097
1991	Dallas	Dallas, 31-27	<b>60,962</b>
1992	Atlanta	Dallas, 41-17	<b>67,036</b>
1993	Atlanta	Atlanta, 27-14	67,337
1995	Atlanta	Dallas, 28-13	<b>70,089</b>
1996	Dallas	Dallas, 32-28	<b>64,091</b>
1999	Dallas	Dallas, 24-7	<b>63,663</b>
2001	Atlanta	Atlanta, 20-13	69,101

### 2003 Sept. 7 at Dallas

\*NFC Divisional Playoffs

#### ATLANTA FALCONS

2002 Results (9-6-1)		2003 Schedule	
34	at Green Bay (OT)	37	9/7 at Dallas
13	Chicago	14	9/14 Washington
30	Cincinnati	3	9/21 Tampa Bay
6	Tampa Bay	20	9/28 at Carolina
17	at N.Y. Giants	10	10/5 Minnesota
30	Carolina	0	10/13 at St. Louis (Mon.)
37	at New Orleans	35	10/19 New Orleans
20	Baltimore	17	10/26 Open
34	at Pittsburgh	34	11/2 Philadelphia
24	New Orleans	17	11/9 at N.Y. Giants
41	at Carolina	0	11/16 at Tampa Bay
30	at Minnesota (OT)	24	11/23 Tennessee
10	at Tampa Bay	34	11/30 at Houston
24	Seattle (OT)	30	12/7 Carolina
36	Detroit	15	12/14 at Indianapolis
16	at Cleveland	24	12/20 at Tampa Bay (Sat.)
			12/28 Jacksonville



# HISTORY

## Baltimore Ravens (Baltimore Leads Series 1-0)

Year	Site	Winner-Score	Att.
2000	Baltimore	Baltimore, 27-0	69,416

### BALTIMORE RAVENS

2002 Results (7-9)			2003 Schedule		
7	at Carolina	10 9/7	at Pittsburgh	9	9/14
0	Tampa Bay	25	Cleveland	10	9/21
34	Denver	23	at San Diego	10	9/28
26	at Cleveland	21	Kansas City	10	10/5
20	at Indianapolis	22	Open	10	10/12
17	Jacksonville	10	at Arizona	11	10/19
18	Pittsburgh	31	at Cincinnati	11	10/26
17	at Atlanta	20	Denver	12	11/2
38	Cincinnati	27	Jacksonville	12	11/9
7	at Miami	26	at St. Louis	12	11/16
13	Tennessee	12	at Miami	12	11/23
27	at Cincinnati	23	Seattle	13	11/30
25	New Orleans	37	San Francisco	13	12/7
23	at Houston	19	Cincinnati	14	12/14
13	Cleveland	14	at Oakland	14	12/21
31	at Pittsburgh	34	at Cleveland	15	12/28
			Pittsburgh		

## Buffalo Bills (Dallas Leads Series, 5-3)

Year	Site	Winner-Score	Att.
1971	Buffalo	Dallas, 49-37	46,206
1976	Dallas	Dallas, 17-10	51,779
1981	Dallas	Dallas, 27-14	62,583
1984	Buffalo	Buffalo, 14-3	74,391
1992*	Pasadena	Dallas, 52-17	98,374
1993	Dallas	Buffalo, 13-10	63,226
1993**	Atlanta	Dallas, 30-13	72,817
1996	Buffalo	Buffalo, 10-7	78,098

2003 Nov. 9 at Dallas

\*Super Bowl XXVII, Jan. 31, 1993

\*\*Super Bowl XXVIII, Jan. 30, 1994

### BUFFALO BILLS

2002 Results (8-8)			2003 Schedule		
31	N.Y. Jets (OT)	37 9/7	New England	9	9/7
45	at Minnesota (OT)	39 9/14	at Jacksonville	9	9/14
23	at Denver	28 9/21	at Miami	10	9/21
33	Chicago (OT)	27 9/28	Philadelphia	10	9/28
31	Oakland	49 10/5	Cincinnati	10	10/5
31	at Houston	24 10/12	at N.Y. Jets	10	10/12
23	at Miami	10 10/19	Washington	11	10/19
24	Detroit	17 10/26	at Kansas City	11	10/26
7	New England	38 11/2	Open	11	11/2
16	at Kansas City	17 11/9	at Dallas	11	11/9
13	at N.Y. Jets	31 11/16	Houston	11	11/16
38	Miami	21 11/23	Indianapolis	12	11/23
17	at New England	27 11/30	at N.Y. Giants	12	11/30
20	San Diego	13 12/7	N.Y. Jets	13	12/7
0	at Green Bay	10 12/14	at Tennessee	13	12/14
27	Cincinnati	9 12/21	Miami	14	12/21
			at N. England (Sat.)	14	12/27

## Carolina Panthers (Dallas Leads Series, 3-2)

Year	Site	Winner-Score	Att.
1996*	Carolina	Carolina, 26-17	72,808
1997	Dallas	Carolina, 23-13	63,251
1998	Dallas	Dallas, 27-20	64,181
2000	Carolina	Dallas, 16-13 (OT)	73,310
2002	Dallas	Dallas, 14-13	61,733

2003 Nov. 23 at Dallas

\*NFC Divisional Playoffs

### CAROLINA PANTHERS

2002 Results (7-9)			2003 Schedule		
10	Baltimore	7 9/7	Jacksonville	9	9/7
31	Detroit	7 9/14	at Tampa Bay	9	9/14
21	at Minnesota	14 9/21	Open	9	9/21
14	at Green Bay	17 9/28	Atlanta	10	9/28
13	Arizona	16 10/5	New Orleans	10	10/5
13	at Dallas	14 10/12	at Indianapolis	10	10/12
0	at Atlanta	30 10/19	Tennessee	10	10/19
9	Tampa Bay	12 10/26	at New Orleans	11	10/26
24	New Orleans	34 11/2	at Houston	11	11/2
10	at Tampa Bay	23 11/9	Tampa Bay	11	11/9
0	Atlanta	41 11/16	Washington	11	11/16
13	at Cleveland	6 11/23	at Dallas	11	11/23
52	Cincinnati	31 11/30	Philadelphia	11	11/30
14	at Pittsburgh	30 12/7	at Atlanta	12	12/7
24	Chicago	14 12/14	at Arizona	12	12/14
10	at New Orleans	6 12/21	Detroit	12	12/21
			at N.Y. Giants	12	12/28

## Chicago Bears (Dallas Leads Series, 11-8)

Year	Site	Winner-Score	Att.
1960	Chicago	Chicago, 17-7	39,951
1962	Dallas	Chicago, 34-33	12,692
1964	Chicago	Dallas, 24-10	47,527
1968	Chicago	Dallas, 34-3	46,667
1971	Chicago	Chicago, 23-19	55,049
1973	Chicago	Dallas, 20-17	55,701
1976	Dallas	Dallas, 31-21	61,346
1977*	Dallas	Dallas, 37-7	62,290
1979	Dallas	Dallas, 24-20	64,056
1981	Dallas	Dallas, 10-9	63,499
1984	Chicago	Dallas, 23-14	63,623
1985	Dallas	Chicago, 44-0	63,855
1986	Dallas	Chicago, 24-10	57,256
1988	Chicago	Chicago, 17-7	64,759
1991**	Chicago	Dallas, 17-13	62,594
1992	Dallas	Dallas, 27-14	63,101
1996	Chicago	Chicago, 22-6	63,076
1997	Dallas	Dallas, 27-3	64,082
1998	Chicago	Chicago, 13-12	59,201

\*NFC Divisional Playoffs

\*\*NFC First-Round Playoffs

### CHICAGO BEARS

2002 Results (4-12)			2003 Schedule		
27	Minnesota	23 9/7	at San Francisco	9	9/7
14	at Atlanta	13 9/14	at Minnesota	9	9/14
23	New Orleans	29 9/21	Open	9	9/21
27	at Buffalo (OT)	33 9/29	Green Bay (Mon.)	10	9/29
21	Green Bay	34 10/5	Oakland	10	10/5
20	at Detroit (OT)	23 10/12	at New Orleans	10	10/12
7	at Minnesota	25 10/19	at Seattle	10	10/19
13	Philadelphia	19 10/26	Detroit	11	10/26
30	New England	33 11/2	San Diego	11	11/2
16	at St. Louis	21 11/9	at Detroit	11	11/9
20	Detroit (OT)	17 11/16	St. Louis	11	11/16
20	at Green Bay	30 11/23	at Denver	11	11/23
9	at Miami	27 11/30	Arizona	12	11/30
20	N.Y. Jets	13 12/7	at Green Bay	12	12/7
14	at Carolina	24 12/14	Minnesota	12	12/14
0	Tampa Bay	15 12/21	Washington	12	12/21
			at Kansas City	12	12/28

## Cincinnati Bengals (Dallas Leads Series, 5-3)

Year	Site	Winner-Score	Att.
1973	Dallas	Dallas, 38-10	58,802
1979	Dallas	Dallas, 38-13	63,179
1985	Cincinnati	Cincinnati, 50-24	56,936
1988	Dallas	Cincinnati, 38-24	37,865
1991	Dallas	Dallas, 35-23	63,275
1994	Cincinnati	Dallas, 23-20	57,096
1997	Cincinnati	Cincinnati, 31-24	60,043
2000	Dallas	Dallas, 23-6	62,170





CINCINNATI BENGALS

2002 Results (2-14)		2003 Schedule	
6	San Diego	34	9/7 Denver
7	at Cleveland	20	9/14 at Oakland
3	at Atlanta	30	9/21 Pittsburgh
7	Tampa Bay	35	9/28 at Cleveland
21	at Indianapolis	28	10/5 at Buffalo
7	Pittsburgh	34	10/12 Open
24	Tennessee	30	10/19 Baltimore
38	at Houston	3	10/26 Seattle
27	at Baltimore	3	11/2 at Arizona
20	Cleveland	27	11/9 Houston
21	at Pittsburgh	29	11/16 Kansas City
23	Baltimore	27	11/23 at San Diego
31	at Carolina	52	11/30 at Pittsburgh
15	Jacksonville	29	12/7 at Baltimore
20	New Orleans	13	12/14 San Francisco
9	at Buffalo	27	12/21 at St. Louis
			12/28 Cleveland

Cleveland Browns  
(Cleveland Leads Series, 17-10)

Year	Site	Winner-Score	Att.
1960	Dallas	Cleveland, 48-7	28,500
1961	Cleveland	Cleveland, 25-7	43,638
1961	Dallas	Cleveland, 38-17	23,500
1962	Cleveland	Cleveland, 19-10	40,400
<b>1962</b>	<b>Dallas</b>	<b>Dallas, 45-21</b>	<b>24,226</b>
1963	Dallas	Cleveland, 41-24	28,710
1963	Cleveland	Cleveland, 27-17	55,096
1964	Cleveland	Cleveland, 27-6	72,062
1964	Dallas	Cleveland, 20-16	37,456
1965	Cleveland	Cleveland, 23-17	80,451
1965	Dallas	Cleveland, 24-17	76,251
1966	Cleveland	Cleveland, 30-21	84,721
<b>1966</b>	<b>Dallas</b>	<b>Dallas, 26-14</b>	<b>80,259</b>
<b>1967</b>	<b>Cleveland</b>	<b>Dallas, 21-14</b>	<b>81,039</b>
<b>1967*</b>	<b>Dallas</b>	<b>Dallas, 52-14</b>	<b>70,786</b>
<b>1968</b>	<b>Dallas</b>	<b>Dallas, 28-7</b>	<b>68,733</b>
1968*	Cleveland	Cleveland, 31-20	81,497
1969	Cleveland	Cleveland, 42-10	84,850
1969*	Dallas	Cleveland, 38-14	69,321
<b>1970</b>	<b>Cleveland</b>	<b>Dallas, 6-2</b>	<b>75,458</b>
<b>1974</b>	<b>Dallas</b>	<b>Dallas, 41-17</b>	<b>48,754</b>
1979	Cleveland	Cleveland, 26-7	80,123
<b>1982</b>	<b>Dallas</b>	<b>Dallas, 31-14</b>	<b>46,267</b>
<b>1985</b>	<b>Dallas</b>	<b>Dallas, 20-7</b>	<b>61,456</b>
1988	Cleveland	Cleveland, 24-21	77,683
<b>1991</b>	<b>Cleveland</b>	<b>Dallas, 26-14</b>	<b>78,860</b>
1994	Dallas	Cleveland, 19-14	64,826

\*Eastern Conference Championship Game

CLEVELAND BROWNS

2002 Results (9-7)		2003 Schedule	
39	Kansas City	40	9/7 Indianapolis
20	Cincinnati	7	9/14 at Baltimore
31	at Tennessee (OT)	28	9/21 at San Francisco
13	at Pittsburgh (OT)	16	9/28 Cincinnati
21	Baltimore	26	10/5 at Pittsburgh
3	at Tampa Bay	17	10/12 Oakland
34	Houston	17	10/19 San Diego
24	at N.Y.Jets	21	10/26 at New England
20	Pittsburgh	23	11/2 Open
27	at Cincinnati	20	11/9 at Kansas City
24	at New Orleans	15	11/16 Arizona
6	Carolina	13	11/23 Pittsburgh
21	at Jacksonville	20	11/30 at Seattle
23	Indianapolis	28	12/8 St. Louis (Mon.)
14	at Baltimore	13	12/14 at Denver
24	Atlanta	16	12/21 Baltimore
			12/28 at Cincinnati

Denver Broncos  
(Dallas Leads Series, 5-4)

Year	Site	Winner-Score	Att.
<b>1973</b>	<b>Denver</b>	<b>Dallas, 22-10</b>	<b>51,706</b>
<b>1977</b>	<b>Dallas</b>	<b>Dallas, 14-6</b>	<b>63,752</b>
<b>1978*</b>	<b>New Orleans</b>	<b>Dallas, 27-10</b>	<b>76,400</b>
1980	Denver	Denver, 41-20	74,919
1986	Denver	Denver, 29-14	76,082
<b>1992</b>	<b>Denver</b>	<b>Dallas, 31-27</b>	<b>74,946</b>
<b>1995</b>	<b>Dallas</b>	<b>Dallas, 31-21</b>	<b>64,578</b>
1998	Denver	Denver, 42-23	75,013
2001	Dallas	Denver, 26-24	64,104

\*Super Bowl XII, Jan. 15, 1978

DENVER BRONCOS

2002 Results (9-7)		2003 Schedule	
23	St. Louis	16	9/7 at Cincinnati
24	at San Francisco	14	9/14 at San Diego
28	Buffalo	23	9/22 Oakland (Mon.)
23	at Baltimore	34	9/28 Detroit
26	San Diego	9	10/5 at Kansas City
22	Miami	24	10/12 Pittsburgh
37	at Kansas City (OT)	34	10/19 at Minnesota
24	at New England	16	10/26 at Baltimore
10	Oakland	34	11/3 New England (Mon.)
31	at Seattle	9	11/9 Open
20	Indianapolis (OT)	23	11/16 San Diego
27	at San Diego (OT)	30	11/23 Chicago
13	at N.Y. Jets	19	11/30 at Oakland
31	Kansas City	24	12/7 Kansas City
16	at Oakland	28	12/14 Cleveland
37	Arizona	7	12/21 at Indianapolis
			12/28 at Green Bay

Detroit Lions  
(Detroit Leads Series, 9-8)

Year	Site	Winner-Score	Att.
1960	Detroit	Detroit, 23-14	43,272
<b>1963</b>	<b>Dallas</b>	<b>Dallas, 17-14</b>	<b>27,262</b>
<b>1968</b>	<b>Dallas</b>	<b>Dallas, 59-13</b>	<b>61,382</b>
<b>1970*</b>	<b>Dallas</b>	<b>Dallas, 5-0</b>	<b>73,167</b>
<b>1972</b>	<b>Dallas</b>	<b>Dallas, 28-24</b>	<b>65,378</b>
<b>1975</b>	<b>Detroit</b>	<b>Dallas, 36-10</b>	<b>79,784</b>
<b>1977</b>	<b>Dallas</b>	<b>Dallas, 37-0</b>	<b>63,160</b>
1981	Detroit	Detroit, 27-24	79,694
1985	Detroit	Detroit, 26-21	72,985
<b>1986</b>	<b>Detroit</b>	<b>Dallas, 31-7</b>	<b>73,812</b>
1987	Detroit	Detroit, 27-17	45,325
1991	Detroit	Detroit, 34-10	74,906
1991*	Detroit	Detroit, 38-6	78,290
<b>1992</b>	<b>Detroit</b>	<b>Dallas, 37-3</b>	<b>74,816</b>
1994	Dallas	Detroit, 20-17 (OT)	64,102
2001	Detroit	Detroit, 15-10	77,512
2002	Detroit	Detroit, 7-9	61,789

2003 Oct. 19 at Detroit

\*NFC Divisional Playoffs

DETROIT LIONS

2002 Results (3-13)		2003 Schedule	
21	at Miami	49	9/7 Arizona
7	at Carolina	31	9/14 at Green Bay
31	Green Bay	37	9/21 Minnesota
26	New Orleans	21	9/28 at Denver
24	at Minnesota	31	10/5 at San Francisco
23	Chicago (OT)	20	10/12 Open
17	at Buffalo	24	10/19 Dallas
9	Dallas	7	10/26 at Chicago
14	at Green Bay	40	11/2 Oakland
14	N.Y. Jets	31	11/9 Chicago
17	at Chicago (OT)	20	11/16 at Seattle
12	New England	20	11/23 at Minnesota
20	at Arizona (OT)	23	11/27 Green Bay (Thu.)
20	Tampa Bay	23	12/7 San Diego
15	at Atlanta	36	12/14 at Kansas City
36	Minnesota	38	12/21 at Carolina
			12/28 St. Louis



# HISTORY

## Green Bay Packers

(Dallas Leads Series, 14-11)

Year	Site	Winner-Score	Att.
1960	Green Bay	Green Bay, 41-7	32,294
1964	Dallas	Green Bay, 45-21	44,975
1965	Milwaukee	Green Bay, 13-3	48,311
1966*	Dallas	Green Bay, 34-27	75,504
1967*	Green Bay	Green Bay, 21-17	50,861
1968	Dallas	Green Bay, 28-17	74,604
1970	Dallas	Dallas, 16-3	67,182
1972	Milwaukee	Green Bay, 16-14	47,103
1975	Dallas	Green Bay, 19-17	64,934
1978	Milwaukee	Dallas, 42-14	55,256
1980	Milwaukee	Dallas, 28-7	54,776
1982**	Dallas	Dallas, 37-26	63,972
1984	Dallas	Dallas, 20-6	64,222
1989	Green Bay	Green Bay, 31-13	56,656
1989	Dallas	Green Bay, 20-10	41,265
1991	Milwaukee	Dallas, 20-17	53,695
1993	Dallas	Dallas, 36-14	63,568
1993S	Dallas	Dallas, 27-17	64,790
1994	Dallas	Dallas, 42-31	64,597
1994S	Dallas	Dallas, 35-9	64,745
1995	Dallas	Dallas, 34-24	64,806
1995#	Dallas	Dallas, 38-27	65,135
1996	Dallas	Dallas, 21-6	65,032
1997	Green Bay	Green Bay, 45-17	60,111
1999	Dallas	Dallas, 27-13	64,634

\$NFC Divisional Playoffs  
 #NFC Championship Game  
 \*NFL Championship Game  
 \*\*Super Bowl Tournament

### GREEN BAY PACKERS

2002 Results (12-4)		2003 Schedule	
37	Atlanta (OT)	34	9/7 Minnesota
30	at New Orleans	35	9/14 Detroit
27	at Detroit	31	9/21 at Arizona
17	Carolina	14	9/29 at Chicago (Mon.)
34	at Chicago	21	10/5 Seattle
28	at New England	10	10/12 Kansas City
30	Washington	9	10/19 at St. Louis
24	Miami	10	10/26 Open
40	Detroit	14	11/2 at Minnesota
21	at Minnesota	31	11/10 Philadelphia (Mon.)
7	at Tampa Bay	21	11/16 at Tampa Bay
30	Chicago	20	11/23 San Francisco
26	Minnesota	22	11/27 at Detroit (Thu.)
20	at San Francisco	14	12/7 Chicago
10	Buffalo	0	12/14 at San Diego
17	at N.Y. Jets	42	12/22 at Oakland (Mon.)
			12/28 Denver

## Houston Texans

(Houston Leads Series, 1-0)

Year	Site	Winner-Score	Att.
2002	Houston	Houston, 10-19	69,604

### HOUSTON TEXANS

2002 Results (4-12)		2003 Schedule	
19	Dallas	10	9/7 at Miami
3	at San Diego	24	9/14 at New Orleans
3	Indianapolis	23	9/21 Kansas City
17	at Philadelphia	35	9/28 Jacksonville
24	Buffalo	31	10/5 Open
17	at Cleveland	34	10/12 at Tennessee
21	at Jacksonville	19	10/19 N.Y. Jets
3	Cincinnati	38	10/26 at Indianapolis
10	at Tennessee	17	11/2 Carolina
21	Jacksonville	24	11/9 at Cincinnati
16	N.Y. Giants	14	11/16 at Buffalo
3	at Indianapolis	19	11/23 New England
24	at Pittsburgh	6	11/30 Atlanta
19	Baltimore	23	12/7 at Jacksonville
10	at Washington	26	12/14 at Tampa Bay
3	Tennessee	13	12/21 Tennessee
			12/28 Indianapolis

## Indianapolis Colts

(Dallas Leads Series, 7-6)

Year	Site	Winner-Score	Att.
1960	Dallas	Baltimore, 45-7	25,500
1967	Baltimore	Baltimore, 23-17	60,238
1969	Dallas	Dallas, 27-10	63,191
1970*	Miami	Baltimore, 16-13	80,055
1972	Baltimore	Dallas, 21-0	58,992
1976	Dallas	Dallas, 30-27	64,237
1978	Dallas	Dallas, 38-0	64,224
1981	Baltimore	Dallas, 37-13	54,871
1984	Dallas	Dallas, 22-3	58,724
1993	Indianapolis	Dallas, 27-3	60,453
1996	Dallas	Indianapolis, 25-24	63,021
1999	Indianapolis	Indianapolis, 34-24	56,860
2002	Indianapolis	Indianapolis, 3-20	57,057

\*Super Bowl V, Jan. 17, 1971

### INDIANAPOLIS COLTS

2002 Results (10-6)		2003 Schedule	
28	at Jacksonville	25	9/7 at Cleveland
13	Miami	21	9/14 Tennessee
23	at Houston	3	9/21 Jacksonville
28	Cincinnati	21	9/28 at New Orleans
22	Baltimore	20	10/6 at Tampa Bay (Mon.)
10	at Pittsburgh	28	10/12 Carolina
21	at Washington	26	10/19 Open
15	Tennessee	23	10/26 Houston
35	at Philadelphia	13	11/2 at Miami
20	Dallas	3	11/9 at Jacksonville
23	at Denver (OT)	20	11/16 N.Y. Jets
19	Houston	3	11/23 at Buffalo
17	at Tennessee	27	11/30 New England
28	at Cleveland	23	12/7 at Tennessee
27	N.Y. Giants	44	12/14 Atlanta
20	Jacksonville	13	12/21 Denver
			12/28 at Houston

## Jacksonville Jaguars

(Dallas Leads Series, 2-1)

Year	Site	Winner-Score	Att.
1997	Dallas	Dallas, 26-22	64,464
2000	Dallas	Jacksonville, 23-17 (OT)	63,554
2002	Dallas	Dallas, 21-19	62,204

### JACKSONVILLE JAGUARS

2002 Results (6-10)		2003 Schedule	
25	Indianapolis	28	9/7 at Carolina
23	at Kansas City	16	9/14 Buffalo
28	N.Y. Jets	3	9/21 at Indianapolis
28	Philadelphia	25	9/28 at Houston
14	at Tennessee	23	10/5 San Diego
10	at Baltimore	17	10/12 Miami
19	Houston	21	10/19 Open
17	at N.Y. Giants	24	10/26 Tennessee
26	Washington	7	11/2 at Baltimore
24	at Houston	21	11/9 Indianapolis
19	at Dallas	21	11/16 at Tennessee
23	Pittsburgh	25	11/23 at N.Y. Jets
20	Cleveland	21	11/30 Tampa Bay
29	at Cincinnati	15	12/7 Houston
10	Tennessee	28	12/14 at New England
13	at Indianapolis	20	12/21 New Orleans
			12/28 at Atlanta

## Kansas City Chiefs

(Dallas Leads Series, 4-3)

Year	Site	Winner-Score	Att.
1970	Kansas City	Dallas, 27-16	51,158
1975	Dallas	Kansas City, 34-31	63,539
1983	Dallas	Dallas, 41-21	64,103
1989	Kansas City	Kansas City, 36-28	76,841
1992	Dallas	Dallas, 17-10	64,115
1995	Dallas	Dallas, 24-12	64,901
1998	Kansas City	Kansas City, 20-17	77,697





**KANSAS CITY CHIEFS**

2002 Results (8-8)		2003 Schedule	
40	at Cleveland	39	9/7 San Diego
16	Jacksonville	23	9/14 Pittsburgh
38	at New England (OT)	41	9/21 at Houston
48	Miami	30	9/28 at Baltimore
29	at N.Y. Jets	25	10/5 Denver
34	at San Diego	35	10/12 at Green Bay
34	Denver (OT)	37	10/20 at Oakland (Mon.)
20	Oakland	10	10/26 Buffalo
13	at San Francisco	17	11/2 Open
17	Buffalo	16	11/9 Cleveland
32	at Seattle	39	11/16 at Cincinnati
49	Arizona	0	11/23 Oakland
49	St. Louis	10	11/30 at San Diego
24	at Denver	31	12/7 at Denver
22	San Diego	29	12/14 Detroit
0	at Oakland	24	12/20 at Minnesota (Sat.)
			12/28 Chicago

1999\$	Minnesota	Minnesota, 27-10	64,056
2000	Dallas	Minnesota, 27-15	63,878

\$NFC Wild Card Game  
 \*NFC Divisional Playoff Game  
 \*\*NFC Championship Game

**MINNESOTA VIKINGS**

2002 Results (6-10)		2003 Schedule	
23	at Chicago	27	9/7 at Green Bay
39	Buffalo (OT)	45	9/14 Chicago
14	Carolina	21	9/21 at Detroit
23	at Seattle	48	9/28 San Francisco
31	Detroit	24	10/5 at Atlanta
7	at N.Y. Jets	20	10/12 Open
25	Chicago	7	10/19 Denver
24	at Tampa Bay	38	10/26 N.Y. Giants
20	N.Y. Giants	27	11/2 Green Bay
31	Green Bay	21	11/9 at San Diego
17	at New England	24	11/16 at Oakland
24	Atlanta	30	11/23 Detroit
22	at Green Bay	26	11/30 at St. Louis
32	at New Orleans	31	12/7 Seattle
20	Miami	17	12/14 at Chicago
38	at Detroit	36	12/20 Kansas City (Sat.)
			12/28 at Arizona

**Miami Dolphins**  
 (Miami Leads Series, 6-4)

Year	Site	Winner-Score	Att.
1971*	N. Orleans	Dallas, 24-3	81,035
1973	Dallas	Miami, 14-7	64,100
1978	Miami	Miami, 23-16	69,414
1981	Dallas	Dallas, 28-27	64,221
1984	Miami	Miami, 28-21	74,139
1987	Dallas	Miami, 20-14	56,519
1989	Dallas	Miami, 17-14	56,044
1993	Dallas	Miami, 16-14	60,196
1996	Miami	Dallas, 29-10	75,283
1999	Dallas	Dallas, 20-0	64,328

2003 Nov. 27 at Dallas  
 \*Super Bowl VI, Jan. 16, 1972

**MIAMI DOLPHINS**

2002 Results (9-7)		2003 Schedule	
49	Detroit	21	9/7 Houston
21	at Indianapolis	13	9/14 at N.Y. Jets
30	N.Y. Jets	3	9/21 Buffalo
30	at Kansas City	48	9/28 Open
26	New England	13	10/5 at N.Y. Giants
24	at Denver	22	10/12 at Jacksonville
10	Buffalo	23	10/19 New England
10	at Green Bay	24	10/27 at San Diego (Mon.)
10	at N.Y. Jets	13	11/2 Indianapolis
26	Baltimore	7	11/9 at Tennessee
30	San Diego	3	11/16 Baltimore
21	at Buffalo	38	11/23 Washington
27	Chicago	9	11/27 at Dallas (Thu.)
23	Oakland	17	12/7 at New England
17	at Minnesota	20	12/15 Philadelphia (Mon.)
24	at New England (OT)	27	12/21 at Buffalo
			12/28 N.Y. Jets

**Minnesota Vikings**  
 (Dallas Leads Series, 13-11)

Year	Site	Winner-Score	Att.
1961	Dallas	Dallas, 21-7	20,500
1961	Minnesota	Dallas, 28-0	33,070
1966	Dallas	Dallas, 28-17	64,116
1968	Dallas	Dallas, 20-7	47,644
1970	Minnesota	Minnesota, 54-13	47,900
1971*	Minnesota	Dallas, 20-12	49,100
1973**	Dallas	Minnesota, 27-10	64,524
1974	Dallas	Minnesota, 23-21	57,847
1975*	Minnesota	Dallas, 17-14	48,341
1977	Minnesota	Dallas, 16-10 (OT)	47,678
1977**	Dallas	Dallas, 23-6	61,968
1978	Dallas	Minnesota, 21-10	61,848
1979	Minnesota	Dallas, 36-20	47,572
1982	Minnesota	Minnesota, 31-27	60,007
1983	Minnesota	Dallas, 37-24	60,774
1987	Dallas	Minnesota, 44-38 (OT)	54,229
1988	Dallas	Minnesota, 43-3	57,830
1993	Minnesota	Dallas, 37-20	63,321
1995	Minnesota	Dallas, 23-17 (OT)	60,088
1996\$	Dallas	Dallas, 40-15	64,682
1998	Dallas	Minnesota, 46-36	64,366
1999	Minnesota	Minnesota, 27-17	64,111

**New England Patriots**  
 (Dallas Leads Series, 7-1)

Year	Site	Winner-Score	Att.
1971	Dallas	Dallas, 44-21	65,708
1975	N. England	Dallas, 34-31	60,905
1978	Dallas	Dallas, 17-10	63,263
1981	N. England	Dallas, 35-21	60,311
1984	Dallas	Dallas, 20-17	55,341
1987	N. England	Dallas, 23-17 (OT)	60,567
1996	Dallas	Dallas, 12-6	64,578
1999	N. England	New England, 13-6	58,444

2003 Nov. 16 at New England

**NEW ENGLAND PATRIOTS**

2002 Results (9-7)		2003 Schedule	
30	Pittsburgh	14	9/7 at Buffalo
44	at N.Y. Jets	7	9/14 at Philadelphia
41	Kansas City (OT)	38	9/21 N.Y. Jets
14	at San Diego	21	9/28 at Washington
13	at Miami	26	10/5 Tennessee
10	Green Bay	28	10/12 N.Y. Giants
16	Denver	24	10/19 at Miami
38	at Buffalo	7	10/26 Cleveland
33	at Chicago	30	11/3 at Denver (Mon.)
23	at Oakland	27	11/9 Open
24	Minnesota	17	11/16 Dallas
20	at Detroit (Thu.)	12	11/23 at Houston
27	Buffalo	17	11/30 at Indianapolis
7	at Tennessee	24	12/7 Miami
17	N.Y. Jets	30	12/14 Jacksonville
27	Miami (OT)	24	12/20 at N.Y. Jets (Sat.)
			12/27 Buffalo (Sat.)

**New Orleans Saints**  
 (Dallas Leads Series, 14-5)

Year	Site	Winner-Score	Att.
1967	Dallas	Dallas, 14-10	52,562
1967	N. Orleans	Dallas, 27-10	83,437
1968	N. Orleans	Dallas, 17-3	84,728
1969	N. Orleans	Dallas, 21-17	79,567
1969	Dallas	Dallas, 33-17	68,282
1971	N. Orleans	N. Orleans, 24-14	83,088
1973	Dallas	Dallas, 40-3	53,972
1976	N. Orleans	Dallas, 24-6	61,413
1978	Dallas	Dallas, 27-7	57,920
1982	Dallas	Dallas, 21-7	64,506
1983	Dallas	Dallas, 21-20	62,136
1984	Dallas	Dallas, 30-27 (OT)	50,966
1988	N. Orleans	N. Orleans, 20-17	68,474
1989	N. Orleans	N. Orleans, 28-0	66,977
1990	Dallas	Dallas, 17-13	60,087
1991	Dallas	Dallas, 23-14	64,530

continued

## HISTORY

1994	N. Orleans	Dallas, 24-16	67,323
1998	N. Orleans	N. Orleans, 22-3	65,065
1999	N. Orleans	N. Orleans, 31-24	47,835

2003 Dec. 28 at New Orleans

### NEW ORLEANS SAINTS

2002 Results (9-7)		2003 Schedule	
26	at Tampa Bay (OT)	20	9/7 at Seattle
35	Green Bay	20	9/14 Houston
29	at Chicago	23	9/21 at Tennessee
21	at Detroit	26	9/28 Indianapolis
32	Pittsburgh	29	10/5 at Carolina
43	at Washington	27	10/12 Chicago
35	San Francisco	27	10/19 at Atlanta
35	Atlanta	37	10/26 Carolina
34	at Carolina	24	11/2 at Tampa Bay
17	at Atlanta	24	11/9 Open
15	Cleveland	24	11/16 Atlanta
23	Tampa Bay	20	11/23 at Philadelphia
37	at Baltimore	25	11/30 at Washington
31	Minnesota	32	12/7 Tampa Bay
13	at Cincinnati	20	12/14 N.Y. Giants
6	Carolina	10	12/21 at Jacksonville
			12/28 Dallas

### New York Giants (Dallas Leads Series, 48-31-2)

Year	Site	Winner-Score	Att.
1960	New York	Tie, 31-31	55,033
1961	Dallas	New York, 31-10	41,500
1961	New York	Dallas, 17-16	60,254
1962	Dallas	New York, 41-10	45,668
1962	New York	New York, 41-31	62,694
1963	New York	New York, 37-21	62,889
1963	Dallas	New York, 34-27	29,635
1964	Dallas	Tie, 13-13	33,225
1964	New York	Dallas, 31-21	63,031
1965	Dallas	Dallas, 31-2	59,366
1965	New York	Dallas, 38-20	62,871
1966	Dallas	Dallas, 52-7	60,010
1966	New York	Dallas, 17-7	62,735
1967	Dallas	Dallas, 38-24	66,209
1968	Dallas	New York, 27-21	72,163
1968	New York	Dallas, 28-10	62,617
1969	Dallas	Dallas, 25-3	58,964
1970	Dallas	Dallas, 28-10	57,236
1970	New York	New York, 23-20	62,938
1971	Dallas	Dallas, 20-13	68,378
1971	New York	Dallas, 42-14	62,815
1972	New York	Dallas, 23-14	62,725
1972	Dallas	New York, 23-3	64,602
1973	Dallas	Dallas, 45-28	64,898
1973	N. Haven	Dallas, 23-10	70,128
1974	Dallas	New York, 14-6	46,353
1974	N. Haven	Dallas, 21-7	61,191
1975	New York	Dallas, 13-7	56,511
1975	Dallas	Dallas, 14-3	53,329
1976	New York	Dallas, 24-14	76,042
1976	Dallas	Dallas, 9-3	58,870
1977	Dallas	Dallas, 41-21	64,215
1977	New York	Dallas, 24-10	74,532
1978	New York	Dallas, 34-24	73,265
1978	Dallas	Dallas, 24-3	64,869
1979	New York	Dallas, 16-14	76,490
1979	Dallas	Dallas, 28-7	63,787
1980	Dallas	Dallas, 24-3	59,126
1980	New York	New York, 38-35	68,343
1981	Dallas	Dallas, 18-10	63,499
1981	New York	N.Y., 13-10 (OT)	73,009
1983	Dallas	Dallas, 28-13	62,347
1983	New York	Dallas, 38-20	76,142
1984	New York	New York, 28-7	75,921
1984	Dallas	New York, 19-7	60,235
1985	New York	Dallas, 30-29	74,981
1985	Dallas	Dallas, 28-21	62,310
1986	Dallas	Dallas, 31-28	59,804
1986	New York	New York, 17-14	74,871
1987	New York	Dallas, 16-14	73,426
1987	Dallas	Dallas, 33-24	55,730
1988	Dallas	New York, 12-10	55,325
1988	New York	New York, 29-21	75,826
1989	Dallas	New York, 30-13	51,785

1989	New York	New York, 15-0	72,141
1990	Dallas	New York, 28-7	61,090
1990	New York	New York, 31-17	75,923
1991	Dallas	Dallas, 21-16	64,010
1991	New York	New York, 22-9	76,410
1992	New York	Dallas, 34-28	76,430
1992	Dallas	Dallas, 30-3	62,416
1993	Dallas	Dallas, 31-9	64,735
1993	New York	Dallas, 16-13 (OT)	77,356
1994	Dallas	Dallas, 38-10	64,836
1994	New York	New York, 15-10	66,943
1995	New York	Dallas, 35-0	77,454
1995	Dallas	Dallas, 21-20	64,400
1996	Dallas	Dallas, 27-0	63,069
1996	New York	New York, 20-6	77,081
1997	New York	New York, 20-17	77,137
1997	Dallas	New York, 20-7	63,746
1998	New York	Dallas, 31-7	78,039
1998	Dallas	Dallas, 16-6	64,316
1999	New York	New York, 13-10	78,204
1999	Dallas	Dallas, 26-18	63,767
2000	New York	New York, 19-14	78,189
2000	Dallas	New York, 17-13	61,311
2001	New York	New York, 27-24 (OT)	78,673
2001	Dallas	Dallas, 20-13	61,821
2002	Dallas	New York, 17-21	63,447
2002	New York	New York, 7-37	78,698

2003 Sept. 15 at New York  
2003 Dec. 21 at Dallas

### NEW YORK GIANTS

2002 Results (10-6)		2003 Schedule	
13	San Francisco	16	9/7 St. Louis
26	at St. Louis	21	9/15 Dallas (Mon.)
9	Seattle	6	9/21 at Washington
7	at Arizona	21	9/28 Open
21	at Dallas	17	10/5 Miami
10	Atlanta	17	10/12 at New England
3	at Philadelphia	17	10/19 Philadelphia
24	Jacksonville	17	10/26 at Minnesota
27	at Minnesota	20	11/2 at N.Y. Jets
19	Washington	17	11/9 Atlanta
14	at Houston	16	11/16 at Philadelphia
29	Tennessee (OT)	32	11/24 at Tampa Bay (Mon.)
27	at Washington	21	11/30 Buffalo
37	Dallas	7	12/7 Washington
44	at Indianapolis	27	12/14 at New Orleans
10	Philadelphia (OT)	7	12/21 at Dallas
			12/28 Carolina

### New York Jets (Dallas Leads Series, 5-2)

Year	Site	Winner-Score	Att.
1971	Dallas	Dallas, 52-10	66,689
1975	N.Y. Jets	Dallas, 31-21	37,279
1978	N.Y. Jets	Dallas, 30-7	52,532
1987	N.Y. Jets	Dallas, 38-24	12,370
1990	N.Y. Jets	N.Y. Jets, 24-9	68,086
1993	N.Y. Jets	Dallas, 28-7	73,233
1999	Dallas	N.Y. Jets, 22-21	64,271

2003 Sept. 28 at New York

### NEW YORK JETS

2002 Results (9-7)		2003 Schedule	
37	at Buffalo (OT)	31	9/4 at Washington (Th.)
7	New England	44	9/14 Miami
3	at Miami	30	9/21 at New England
3	at Jacksonville	28	9/28 Dallas
25	Kansas City	29	10/5 Open
20	Minnesota	7	10/12 Buffalo
21	Cleveland	24	10/19 at Houston
44	at San Diego	13	10/26 at Philadelphia
13	Miami	10	11/2 N.Y. Giants
31	at Detroit	14	11/9 at Oakland
31	Buffalo	13	11/16 at Indianapolis
20	at Oakland	26	11/23 Jacksonville
19	Denver	13	12/1 Tennessee (Mon.)
13	at Chicago	20	12/7 at Buffalo
30	at New England	17	12/14 Pittsburgh
42	Green Bay	17	12/20 New England (Sat.)
			12/28 at Miami





**Oakland Raiders**  
(Oakland Leads Series, 5-3)

Year	Site	Winner-Score	Att.
1974	Oakland	Oakland, 27-23	45,850
1980	Oakland	Dallas, 19-13	53,194
1983	Dallas	Los Angeles, 40-38	64,991
1986	Dallas	Los Angeles, 17-13	61,706
1992	Los Angeles	Dallas, 28-13	91,505
1995	Oakland	Dallas, 34-21	54,092
1998	Dallas	Oakland, 13-12	63,544
2001	Oakland	Oakland, 28-21	61,535

**OAKLAND RAIDERS**

**2002 Results (11-5)**

31	Seattle	17
30	at Pittsburgh	17
52	Tennessee	25
49	at Buffalo	31
13	at St. Louis	28
21	San Diego (OT)	27
10	at Kansas City	20
20	San Francisco (OT)	23
34	at Denver	10
27	New England	20
41	at Arizona	20
26	N.Y. Jets	20
27	at San Diego	7
17	at Miami	23
28	Denver	16
24	Kansas City	0

**2003 Schedule**

9/7	at Tennessee
9/14	Cincinnati
9/22	at Denver (Mon.)
9/28	San Diego
10/5	at Chicago
10/12	at Cleveland
10/20	Kansas City (Mon.)
10/26	Open
11/2	at Detroit
11/9	N.Y. Jets
11/16	Minnesota
11/23	at Kansas City
11/30	Denver
12/7	at Pittsburgh
12/14	Baltimore
12/22	Green Bay (Mon.)
12/28	at San Diego

**Philadelphia Eagles**  
(Dallas Leads Series 50-37)

Year	Site	Winner-Score	Att.
1960	Dallas	Philadelphia, 27-25	18,500
1961	Dallas	Philadelphia, 43-7	25,000
1961	Philadelphia	Philadelphia, 35-13	60,127
1962	Dallas	Dallas, 41-19	18,645
1962	Philadelphia	Philadelphia, 28-14	58,070
1963	Philadelphia	Philadelphia, 24-21	60,671
1963	Dallas	Dallas, 27-20	23,694
1964	Dallas	Philadelphia, 17-14	55,972
1964	Philadelphia	Philadelphia, 24-14	60,671
1965	Dallas	Philadelphia, 35-24	56,249
1965	Philadelphia	Dallas, 21-19	54,714
1966	Dallas	Dallas, 56-7	69,372
1966	Philadelphia	Philadelphia, 24-23	60,658
1967	Philadelphia	Philadelphia, 21-14	60,740
1967	Dallas	Dallas, 38-17	55,834
1968	Philadelphia	Dallas, 45-13	60,858
1968	Dallas	Dallas, 34-14	72,083
1969	Philadelphia	Dallas, 38-7	60,658
1969	Dallas	Dallas, 49-14	71,509
1970	Philadelphia	Dallas, 17-7	59,728
1970	Dallas	Dallas, 21-17	55,736
1971	Philadelphia	Dallas, 42-7	65,358
1971	Dallas	Dallas, 20-7	60,178
1972	Dallas	Dallas, 28-6	55,850
1972	Philadelphia	Dallas, 28-7	65,720
1973	Philadelphia	Philadelphia, 30-16	65,954
1973	Dallas	Dallas, 31-10	61,985
1974	Philadelphia	Philadelphia, 13-10	64,088
1974	Dallas	Dallas, 31-24	43,586
1975	Philadelphia	Dallas, 20-17	64,889
1975	Dallas	Dallas, 27-17	57,893
1976	Dallas	Dallas, 27-7	54,052
1976	Philadelphia	Dallas, 26-7	55,072
1977	Philadelphia	Dallas, 16-10	65,507
1977	Dallas	Dallas, 24-14	60,289
1978	Dallas	Dallas, 14-7	60,525
1978	Philadelphia	Dallas, 31-13	64,667
1979	Dallas	Philadelphia, 31-21	62,417
1979	Philadelphia	Dallas, 24-17	71,434
1980	Philadelphia	Philadelphia, 17-10	70,696
1980	Dallas	Dallas, 35-27	62,548
1980**	Philadelphia	Philadelphia, 20-7	70,696
1981	Philadelphia	Dallas, 17-14	72,111
1981	Dallas	Dallas, 21-10	64,955

1982	Dallas	Philadelphia, 24-20	46,199
1983	Dallas	Dallas, 37-7	63,070
1983	Philadelphia	Dallas, 27-20	71,236
1984	Dallas	Dallas, 23-17	64,521
1984	Philadelphia	Dallas, 26-10	66,322
1985	Philadelphia	Philadelphia, 16-14	70,114
1985	Dallas	Dallas, 35-17	54,407
1986	Philadelphia	Dallas, 17-14	68,572
1986	Dallas	Philadelphia, 23-21	46,117
1987	Dallas	Dallas, 41-22	40,622
1987	Philadelphia	Philadelphia, 37-20	61,630
1988	Philadelphia	Philadelphia, 24-23	66,309
1988	Dallas	Philadelphia, 23-7	46,131
1989	Dallas	Philadelphia, 27-0	54,444
1989	Philadelphia	Philadelphia, 20-10	59,842
1990	Dallas	Philadelphia, 21-20	62,605
1990	Philadelphia	Philadelphia, 17-3	63,895
1991	Dallas	Philadelphia, 24-0	62,656
1991	Philadelphia	Dallas, 25-13	65,854
1992	Philadelphia	Philadelphia, 31-7	66,572
1992	Dallas	Dallas, 20-10	65,012
1992*	Dallas	Dallas, 34-10	63,721
1993	Philadelphia	Dallas, 23-10	61,912
1993	Dallas	Dallas, 23-17	64,521
1994	Dallas	Dallas, 24-13	64,703
1994	Philadelphia	Dallas, 31-19	65,947
1995	Dallas	Dallas, 34-12	64,876
1995	Philadelphia	Philadelphia, 20-17	66,198
1995*	Dallas	Dallas, 30-11	64,371
1996	Philadelphia	Dallas, 23-19	67,201
1996	Dallas	Philadelphia, 31-21	64,952
1997	Dallas	Dallas, 21-20	63,942
1997	Philadelphia	Philadelphia, 13-12	67,106
1998	Philadelphia	Dallas, 34-0	67,002
1998	Dallas	Dallas, 13-9	62,722
1999	Philadelphia	Philadelphia, 13-10	66,669
1999	Dallas	Dallas, 20-10	64,086
2000	Dallas	Philadelphia, 41-14	62,872
2000	Philadelphia	Philadelphia, 16-13 (OT)	65,636
2001	Philadelphia	Philadelphia, 40-18	66,621
2001	Dallas	Philadelphia, 36-3	63,204
2002	Philadelphia	Philadelphia, 13-44	65,537
2002	Dallas	Philadelphia, 3-27	63,209

2003 Oct. 12 at Dallas  
2003 Dec. 7 at Philadelphia

\*NFC Divisional Playoffs  
\*\*NFC Championship Game

**PHILADELPHIA EAGLES**

**2002 Results (12-4)**

24	at Tennessee	27
37	at Washington	3
44	Dallas	13
35	Houston	17
25	at Jacksonville	28
20	Tampa Bay	10
17	N.Y. GIANTS	3
19	at Chicago	13
13	Indianapolis	35
38	Arizona	14
38	at San Francisco	17
10	St. Louis	3
27	at Seattle	20
34	Washington	21
27	at Dallas	3
7	at N.Y. Giants (OT)	10

**2003 Schedule**

9/8	Tampa Bay (Mon.)
9/14	New England
9/21	Open
9/28	at Buffalo
10/5	Washington
10/12	at Dallas
10/19	at N.Y. Giants
10/26	N.Y. Jets
11/2	at Atlanta
11/10	at Green Bay (Mon.)
11/16	N.Y. Giants
11/23	New Orleans
11/30	at Carolina
12/7	Dallas
12/15	at Miami (Mon.)
12/21	San Francisco
12/27	at Washington (Sat.)

## HISTORY

### Pittsburgh Steelers (Dallas Leads Series, 15-13)

Year	Site	Winner-Score	Att.
1960	Dallas	Pittsburgh, 35-28	30,000
1961	<b>Dallas</b>	<b>Dallas, 27-24</b>	<b>23,500</b>
1961	Pittsburgh	Pittsburgh, 37-7	17,519
1962	Dallas	Pittsburgh, 30-28	19,478
1962	<b>Pittsburgh</b>	<b>Dallas, 42-27</b>	<b>23,106</b>
1963	Pittsburgh	Pittsburgh, 27-21	19,047
1963	Dallas	Pittsburgh, 24-19	24,136
1964	Pittsburgh	Pittsburgh, 23-17	35,594
1964	<b>Dallas</b>	<b>Dallas, 17-14</b>	<b>35,271</b>
1965	Pittsburgh	Pittsburgh, 22-13	37,804
1965	<b>Dallas</b>	<b>Dallas, 24-17</b>	<b>57,293</b>
1966	<b>Dallas</b>	<b>Dallas, 52-21</b>	<b>58,453</b>
1966	<b>Pittsburgh</b>	<b>Dallas, 20-7</b>	<b>42,185</b>
1967	<b>Pittsburgh</b>	<b>Dallas, 24-21</b>	<b>39,641</b>
1968	<b>Dallas</b>	<b>Dallas, 28-7</b>	<b>55,069</b>
1969	<b>Pittsburgh</b>	<b>Dallas, 10-7</b>	<b>24,990</b>
1972	<b>Dallas</b>	<b>Dallas, 17-13</b>	<b>65,682</b>
1975*	Miami	Pittsburgh, 21-17	80,187
1977	Pittsburgh	Pittsburgh, 28-13	49,761
1978**	Miami	Pittsburgh, 35-31	78,656
1979	Pittsburgh	Pittsburgh, 14-3	50,199
1982	Dallas	Pittsburgh, 36-28	63,431
1985	<b>Dallas</b>	<b>Dallas, 27-13</b>	<b>62,932</b>
1988	Pittsburgh	Pittsburgh, 24-21	56,813
1991	<b>Dallas</b>	<b>Dallas, 20-10</b>	<b>62,253</b>
1994	<b>Pittsburgh</b>	<b>Dallas, 26-9</b>	<b>60,156</b>
1995\$	Arizona	Dallas, 27-17	76,347
1997	<b>Pittsburgh</b>	<b>Dallas, 37-7</b>	<b>60,396</b>

\*Super Bowl X, Jan. 18, 1976

\*\*Super Bowl XIII, Jan. 21, 1979

\$Super Bowl XXX, Jan. 28, 1996

#### PITTSBURGH STEELERS

2002 Results (10-5-1)		2003 Schedule	
14	at New England	30	9/7 Baltimore
17	Oakland	30	9/14 at Kansas City
16	Cleveland (OT)	13	9/21 at Cincinnati
29	at New Orleans	32	9/28 Tennessee
34	at Cincinnati	7	10/5 Cleveland
28	Indianapolis	10	10/12 at Denver
31	at Baltimore	18	10/19 Open
23	at Cleveland	20	10/26 St. Louis
34	Atlanta (OT)	34	11/2 at Seattle
23	at Tennessee	31	11/9 Arizona
29	Cincinnati	21	11/17 at San Fran. (Mon.)
25	at Jacksonville	23	11/23 at Cleveland
6	Houston	24	11/30 Cincinnati
30	Carolina	14	12/7 Oakland
17	at Tampa Bay	7	12/14 at N.Y. Jets
34	Baltimore	31	12/21 San Diego
			12/28 at Baltimore

### St. Louis Rams (Series Tied, 13-13)

Year	Site	Winner-Score	Att.
1960	Dallas	Los Angeles, 38-13	16,000
1962	<b>Los Angeles</b>	<b>Dallas, 27-17</b>	<b>26,907</b>
1967	Dallas	Los Angeles, 35-13	75,229
1969	Los Angeles	Los Angeles, 24-23	79,105
1971	<b>Dallas</b>	<b>Dallas, 28-21</b>	<b>66,595</b>
1973	Los Angeles	Los Angeles, 37-31	81,428
1973*	<b>Dallas</b>	<b>Dallas, 27-16</b>	<b>64,291</b>
1975	<b>Dallas</b>	<b>Dallas, 18-7</b>	<b>49,091</b>
1975**	<b>Los Angeles</b>	<b>Dallas, 37-7</b>	<b>84,483</b>
1976*	Dallas	Los Angeles, 14-12	62,436
1978	Los Angeles	Los Angeles, 27-14	65,749
1978**	<b>Los Angeles</b>	<b>Dallas, 28-0</b>	<b>67,470</b>
1979	<b>Dallas</b>	<b>Dallas, 30-6</b>	<b>64,462</b>
1979*	Dallas	Los Angeles, 21-19	64,792
1980	Los Angeles	Los Angeles, 38-14	62,548
1980\$	<b>Dallas</b>	<b>Dallas, 34-13</b>	<b>64,533</b>
1981	<b>Dallas</b>	<b>Dallas, 29-17</b>	<b>64,649</b>
1983\$	Dallas	Los Angeles, 24-17	43,521
1984	<b>Los Angeles</b>	<b>Dallas, 20-13</b>	<b>65,403</b>
1985*	Los Angeles	Los Angeles, 20-0	66,351
1986	Los Angeles	Los Angeles, 29-10	64,949

1987	<b>Los Angeles</b>	<b>Dallas, 29-21</b>	<b>60,700</b>
1989	Dallas	Los Angeles, 35-31	46,100
1990	<b>Los Angeles</b>	<b>Dallas, 24-21</b>	<b>58,589</b>
1992	Dallas	Los Angeles, 27-23	63,690
2002	<b>St. Louis</b>	<b>Dallas, 13-10</b>	<b>66,165</b>

\$NFC Wild Card Game

\*NFC Division Playoff Game

\*\*NFC Championship Game

#### ST. LOUIS RAMS

2002 Results (7-9)		2003 Schedule	
16	at Denver	23	9/7 at N.Y. Giants
21	N.Y. Giants	26	9/14 San Francisco
14	at Tampa Bay	26	9/21 at Seattle
10	Dallas	13	9/28 Arizona
13	at San Francisco	37	10/5 Open
28	Oakland	13	10/13 Atlanta (Mon.)
37	Seattle	20	10/19 Green Bay
27	at Arizona	14	10/26 at Pittsburgh
28	San Diego	24	11/2 at San Francisco
21	Chicago	16	11/9 Baltimore
17	at Washington	20	11/16 at Chicago
3	at Philadelphia	10	11/23 at Arizona
10	at Kansas City	49	11/30 Minnesota
30	Arizona	28	12/8 at Cleveland (Mon.)
10	at Seattle	30	12/14 Seattle
31	San Francisco	20	12/21 Cincinnati
			12/28 at Detroit

### San Diego Chargers (Dallas Leads Series, 5-2)

Year	Site	Winner-Score	Att.
1972	<b>San Diego</b>	<b>Dallas, 34-28</b>	<b>54,476</b>
1980	<b>Dallas</b>	<b>Dallas, 42-31</b>	<b>60,639</b>
1983	San Diego	San Diego, 24-23	46,192
1986	<b>San Diego</b>	<b>Dallas, 24-21</b>	<b>55,622</b>
1990	<b>Dallas</b>	<b>Dallas, 17-14</b>	<b>48,063</b>
1995	<b>San Diego</b>	<b>Dallas, 23-9</b>	<b>62,664</b>
2001	Dallas	San Diego, 32-21	63,43

#### SAN DIEGO CHARGERS

2002 Results (8-8)		2003 Schedule	
34	at Cincinnati	6	9/7 at Kansas City
24	Houston	3	9/14 Denver
23	at Arizona	15	9/21 Baltimore
21	New England	14	9/28 at Oakland
9	at Denver	26	10/5 at Jacksonville
35	Kansas City	34	10/12 Open
27	at Oakland (OT)	21	10/19 at Cleveland
13	N.Y. Jets	44	10/27 Miami (Mon.)
24	at St. Louis	28	11/2 at Chicago
30	San Francisco (OT)	17	11/9 Minnesota
3	at Miami	30	11/16 at Denver
30	Denver (OT)	27	11/23 Cincinnati
7	Oakland	27	11/30 Kansas City
13	at Buffalo	20	12/7 at Detroit
22	at Kansas City	24	12/14 Green Bay
28	Seattle (OT)	31	12/21 at Pittsburgh
			12/28 Oakland

### San Francisco 49ers (San Francisco Leads Series 16-13-1)

Year	Site	Winner-Score	Att.
1960	Dallas	San Francisco, 26-14	10,000
1963	San Fran.	San Francisco, 31-24	29,563
1965	<b>Dallas</b>	<b>Dallas, 39-31</b>	<b>33,677</b>
1967	San Fran.	San Francisco, 24-16	27,182
1969	Dallas	Tie, 24-24	62,348
1970**	<b>San Fran.</b>	<b>Dallas, 17-10</b>	<b>59,625</b>
1971**	<b>Dallas</b>	<b>Dallas, 14-3</b>	<b>66,311</b>
1972	Dallas	San Francisco, 31-10	65,124
1972*	<b>San Fran.</b>	<b>Dallas, 30-28</b>	<b>61,214</b>
1974	<b>Dallas</b>	<b>Dallas, 20-14</b>	<b>50,018</b>
1977	<b>San Fran.</b>	<b>Dallas, 42-35</b>	<b>55,848</b>
1979	<b>San Fran.</b>	<b>Dallas, 21-13</b>	<b>56,728</b>
1980	<b>Dallas</b>	<b>Dallas, 59-14</b>	<b>63,399</b>
1981	San Fran.	San Francisco, 45-14	57,574



1981**	San Fran.	San Francisco, 28-27	60,525
1983	San Fran.	San Francisco, 42-17	59,957
1985	San Fran.	San Francisco, 31-16	60,114
1989	Dallas	San Francisco, 31-14	61,077
1990	Dallas	San Francisco, 24-6	62,966
1992**	<b>San Fran.</b>	<b>Dallas, 30-20</b>	<b>64,920</b>
1993	Dallas	Dallas, 26-17	65,099
1993**	Dallas	Dallas, 38-21	64,902
1994	San Fran.	San Francisco, 21-14	69,014
1994**	San Fran.	San Francisco, 38-28	69,125
1995	Dallas	San Francisco, 38-20	65,180
1996	<b>San Fran.</b>	<b>Dallas, 20-17 (OT)</b>	<b>68,919</b>
1997	San Fran.	San Francisco, 17-10	68,657
2000	Dallas	San Francisco, 41-24	64,127
2001	Dallas	Dallas, 27-21	64,366
2002	Dallas	San Francisco, 27-31	64,097

\*NFC Divisional Playoff Game  
\*\*NFC Championship Game

**SAN FRANCISCO 49ERS**

2002 Results (10-6)		2003 Schedule	
16	at N.Y. Giants	13	9/7 Chicago
14	Denver	24	9/14 at St. Louis
20	Washington	10	9/21 Cleveland
37	St. Louis	13	9/28 at Minnesota
28	at Seattle	21	10/5 Detroit
27	at New Orleans	35	10/12 at Seattle
38	Arizona	28	10/19 Tampa Bay
23	at Oakland (OT)	20	10/26 at Arizona
17	Kansas City	13	11/2 St. Louis
17	at San Diego (OT)	20	11/9 Open
17	Philadelphia	38	11/17 Pittsburgh (Mon.)
31	Seattle	24	11/23 at Green Bay
31	at Dallas	27	11/30 at Baltimore
14	Green Bay	20	12/7 Arizona
17	at Arizona	14	12/14 at Cincinnati
20	at St. Louis	31	12/21 at Philadelphia
			12/27 Seattle (Sat.)

**Seattle Seahawks**  
(Dallas Leads Series, 5-3)

Year	Site	Winner-Score	Att.
1976	Seattle	Dallas, 28-13	62,027
1980	Dallas	Dallas, 51-7	57,540
1983	Seattle	Dallas, 35-10	63,352
1986	Dallas	Seattle, 31-14	58,023
1992	Dallas	Dallas, 27-0	62,311
1998	Dallas	Dallas, 30-22	64,142
2001	Seattle	Seattle, 29-3	63,366
2002	Dallas	Seattle, 14-17	63,854

**SEATTLE SEAHAWKS**

2002 Results (7-9)		2003 Schedule	
17	at Oakland	31	9/7 New Orleans
13	Arizona	24	9/14 at Arizona
6	at N.Y. Giants	9	9/21 St. Louis
46	Minnesota	23	9/28 Open
21	San Francisco	28	10/5 at Green Bay
20	at St. Louis	37	10/12 San Francisco
17	at Dallas	14	10/19 Chicago
3	Washington	14	10/26 at Cincinnati
27	at Arizona	6	11/2 Pittsburgh
9	Denver	31	11/9 at Washington
39	Kansas City	32	11/16 Detroit
24	at San Francisco	31	11/23 at Baltimore
20	Philadelphia	27	11/30 Cleveland
30	at Atlanta (OT)	24	12/7 at Minnesota
30	St. Louis	10	12/14 at St. Louis
31	at San Diego (OT)	28	12/21 Arizona
			12/27 at San Fran. (Sat.)

**Tampa Bay Buccaneers**  
(Dallas Leads Series, 8-2)

Year	Site	Winner-Score	Att.
1977	Dallas	Dallas, 23-7	55,316
1980	Dallas	Dallas, 28-17	62,750
1981*	Dallas	Dallas, 38-0	64,848
1982	Dallas	Dallas, 14-9	49,578
1982**	Dallas	Dallas, 30-17	65,042
1983	Dallas	Dallas, 27-24 (OT)	63,308
1990	Dallas	Dallas, 14-10	60,076
1990	Tampa	Dallas, 17-13	68,315
2000	Dallas	Tampa Bay, 27-7	65,621
2001	Dallas	Tampa Bay, 10-6	61,521

2003 Oct. 26 at Tampa Bay

\*NFC Divisional Playoff  
\*\*Super Bowl Tournament

**TAMPA BAY BUCCANEERS**

2002 Results (12-4)		2003 Schedule	
20	New Orleans (OT)	26	9/8 at Philadelphia (Mon.)
25	at Baltimore	0	9/14 Carolina
26	St. Louis	14	9/21 at Atlanta
35	at Cincinnati	7	9/28 Open
20	at Atlanta	6	10/6 Indianapolis (Mon.)
17	Cleveland	3	10/12 at Washington
10	at Philadelphia	20	10/19 at San Francisco
12	at Carolina	9	10/26 Dallas
38	Minnesota	24	11/2 New Orleans
23	Carolina	10	11/9 at Carolina
21	Green Bay	7	11/16 Green Bay
20	at New Orleans	23	11/24 N.Y. Giants (Mon.)
34	Atlanta	10	11/30 at Jacksonville
23	at Detroit	20	12/7 at New Orleans
7	Pittsburgh	17	12/14 Houston
15	at Chicago	0	12/20 Atlanta (Sat.)
			12/28 at Tennessee

**Tennessee Titans**  
(Dallas Leads Series, 6-5)

Year	Site	Winner-Score	Att.
1970	Dallas	Dallas, 52-10	50,540
1974	Houston	Dallas, 10-0	49,775
1979	Dallas	Houston, 30-24	63,897
1982	Houston	Dallas, 37-7	51,808
1985	Houston	Dallas, 17-10	49,686
1988	Dallas	Houston, 25-17	50,845
1991	Houston	Houston, 26-23 (OT)	63,001
1994	Dallas	Dallas, 20-17	64,402
1997	Dallas	Tennessee, 27-14	63,421
2000	Tennessee	Tennessee, 31-0	68,498
2002	Dallas	Dallas, 21-13	62,527

**TENNESSEE TITANS**

2002 Results (11-5)		2003 Schedule	
27	Philadelphia	24	9/7 Oakland
13	at Dallas	21	9/14 at Indianapolis
28	Cleveland (OT)	31	9/21 New Orleans
25	at Oakland	52	9/28 at Pittsburgh
14	Washington	31	10/5 at New England
23	Jacksonville	14	10/12 Houston
30	at Cincinnati	24	10/19 at Carolina
20	at Indianapolis	15	10/26 at Jacksonville
17	Houston	10	11/2 Open
31	Pittsburgh	23	11/9 Miami
12	at Baltimore	13	11/16 Jacksonville
32	at N.Y. Giants (OT)	29	11/23 at Atlanta
27	Indianapolis	17	12/1 at N.Y. Jets (Mon.)
28	New England	7	12/7 Indianapolis
28	at Jacksonville	10	12/14 Buffalo
13	at Houston	3	12/21 at Houston
			12/28 Tampa Bay





## HISTORY

### Washington Redskins (Dallas Leads Series 50-34-2)

Year	Site	Winner-Score	Att.
1960	Washington	Washington, 26-14	21,142
1961	Dallas	Tie, 28-28	17,500
1961	Washington	Washington, 34-24	21,451
1962	Dallas	Tie, 35-35	15,730
<b>1962</b>	<b>Washington</b>	<b>Dallas, 38-10</b>	<b>49,888</b>
1963	Washington	Washington, 21-17	40,101
<b>1963</b>	<b>Dallas</b>	<b>Dallas, 35-20</b>	<b>18,838</b>
<b>1964</b>	<b>Dallas</b>	<b>Dallas, 24-18</b>	<b>25,158</b>
1964	Washington	Washington, 28-16	49,219
<b>1965</b>	<b>Dallas</b>	<b>Dallas, 27-7</b>	<b>61,577</b>
1965	Washington	Washington, 34-31	50,205
<b>1966</b>	<b>Washington</b>	<b>Dallas, 31-30</b>	<b>50,927</b>
1966	Dallas	Washington, 34-31	64,198
<b>1967</b>	<b>Washington</b>	<b>Dallas, 17-14</b>	<b>50,566</b>
1967	Dallas	Washington, 27-20	75,538
<b>1968</b>	<b>Dallas</b>	<b>Dallas, 29-20</b>	<b>66,076</b>
<b>1968</b>	<b>Washington</b>	<b>Dallas, 44-24</b>	<b>50,816</b>
<b>1969</b>	<b>Washington</b>	<b>Dallas, 41-28</b>	<b>50,474</b>
<b>1969</b>	<b>Dallas</b>	<b>Dallas, 20-10</b>	<b>56,924</b>
<b>1970</b>	<b>Washington</b>	<b>Dallas, 45-21</b>	<b>50,415</b>
<b>1970</b>	<b>Dallas</b>	<b>Dallas, 34-0</b>	<b>57,936</b>
1971	Dallas	Washington, 20-16	72,000
<b>1971</b>	<b>Washington</b>	<b>Dallas, 13-0</b>	<b>53,041</b>
1972	Washington	Washington, 24-20	53,039
<b>1972</b>	<b>Dallas</b>	<b>Dallas, 34-24</b>	<b>65,136</b>
1972*	Washington	Washington, 26-3	53,129
1973	Washington	Washington, 14-7	54,314
<b>1973</b>	<b>Dallas</b>	<b>Dallas, 27-7</b>	<b>64,458</b>
1974	Washington	Washington, 28-21	54,395
<b>1974</b>	<b>Dallas</b>	<b>Dallas, 24-23</b>	<b>63,243</b>
1975	Washington	Washington, 30-24 (OT)	55,004
<b>1975</b>	<b>Dallas</b>	<b>Dallas, 31-10</b>	<b>61,091</b>
<b>1976</b>	<b>Washington</b>	<b>Dallas, 20-7</b>	<b>55,004</b>
1976	Dallas	Washington, 27-14	59,916
<b>1977</b>	<b>Dallas</b>	<b>Dallas, 34-16</b>	<b>62,115</b>
<b>1977</b>	<b>Washington</b>	<b>Dallas, 14-7</b>	<b>55,031</b>
1978	Washington	Washington, 9-5	55,031
<b>1978</b>	<b>Dallas</b>	<b>Dallas, 37-10</b>	<b>64,905</b>
1979	Washington	Washington, 34-20	55,031
<b>1979</b>	<b>Dallas</b>	<b>Dallas, 35-34</b>	<b>62,867</b>
<b>1980</b>	<b>Washington</b>	<b>Dallas, 17-3</b>	<b>55,045</b>
<b>1980</b>	<b>Dallas</b>	<b>Dallas, 14-10</b>	<b>58,809</b>
<b>1981</b>	<b>Washington</b>	<b>Dallas, 26-10</b>	<b>55,045</b>
<b>1981</b>	<b>Dallas</b>	<b>Dallas, 24-10</b>	<b>64,583</b>
<b>1982</b>	<b>Washington</b>	<b>Dallas, 24-10</b>	<b>54,633</b>
1982*	Washington	Washington, 31-17	55,045
<b>1983</b>	<b>Washington</b>	<b>Dallas, 31-30</b>	<b>55,045</b>
1983	Dallas	Washington, 31-10	65,074
1984	Washington	Washington, 34-14	55,431
1984	Dallas	Washington, 30-28	64,286
<b>1985</b>	<b>Dallas</b>	<b>Dallas, 44-14</b>	<b>62,292</b>
<b>1985</b>	<b>Washington</b>	<b>Dallas, 13-7</b>	<b>55,750</b>
<b>1986</b>	<b>Dallas</b>	<b>Dallas, 30-6</b>	<b>63,264</b>

1986	Washington	Washington, 41-14	55,642
1987	Dallas	Washington, 13-7	60,415
1987	Washington	Washington, 24-20	54,882
1988	Dallas	Washington, 35-17	63,235
<b>1988</b>	<b>Washington</b>	<b>Dallas, 24-17</b>	<b>51,526</b>
1989	Dallas	Washington, 30-7	63,200
<b>1989</b>	<b>Washington</b>	<b>Dallas, 13-3</b>	<b>53,187</b>
1990	Washington	Washington, 19-15	53,804
<b>1990</b>	<b>Dallas</b>	<b>Dallas, 27-17</b>	<b>60,355</b>
1991	Dallas	Washington, 33-31	63,025
<b>1991</b>	<b>Washington</b>	<b>Dallas, 24-21</b>	<b>55,561</b>
<b>1992</b>	<b>Dallas</b>	<b>Dallas, 23-10</b>	<b>63,538</b>
1992	Washington	Washington, 20-17	56,437
1993	Washington	Washington, 35-16	53,345
<b>1993</b>	<b>Dallas</b>	<b>Dallas, 38-3</b>	<b>64,497</b>
<b>1994</b>	<b>Washington</b>	<b>Dallas, 34-7</b>	<b>55,394</b>
<b>1994</b>	<b>Dallas</b>	<b>Dallas, 31-7</b>	<b>64,644</b>
1995	Washington	Washington, 27-23	55,489
1995	Dallas	Washington, 24-17	64,866
<b>1996</b>	<b>Dallas</b>	<b>Dallas, 21-10</b>	<b>64,955</b>
1996	Washington	Washington, 37-10	56,454
1997	Washington	Washington, 16-21	76,159
<b>1997</b>	<b>Dallas</b>	<b>Dallas, 17-14</b>	<b>64,559</b>
<b>1998</b>	<b>Washington</b>	<b>Dallas, 31-10</b>	<b>72,284</b>
<b>1998</b>	<b>Dallas</b>	<b>Dallas, 23-7</b>	<b>63,565</b>
<b>1999</b>	<b>Washington</b>	<b>Dallas, 41-35 (OT)</b>	<b>79,237</b>
<b>1999</b>	<b>Dallas</b>	<b>Dallas, 38-20</b>	<b>64,377</b>
<b>2000</b>	<b>Washington</b>	<b>Dallas, 27-21</b>	<b>84,431</b>
<b>2000</b>	<b>Dallas</b>	<b>Dallas, 32-13</b>	<b>63,467</b>
<b>2001</b>	<b>Dallas</b>	<b>Dallas, 9-7</b>	<b>63,941</b>
<b>2001</b>	<b>Washington</b>	<b>Dallas, 20-14</b>	<b>85,112</b>
<b>2002</b>	<b>Dallas</b>	<b>Dallas, 27-20</b>	<b>63,606</b>
2002	Washington	Washington, 14-20	84,142

**2003** Nov. 2 at Dallas  
**2003** Nov. 14 at Washington  
 \*NFC Championship Game

### WASHINGTON REDSKINS

2002 Results (7-9)		2003 Schedule	
31	Arizona	23	9/4 N.Y. Jets (Thu.)
7	Philadelphia	37	9/14 at Atlanta
10	at San Francisco	20	9/21 N.Y. Giants
31	at Tennessee	14	9/28 New England
27	New Orleans	43	10/5 at Philadelphia
9	at Green Bay	30	10/12 Tampa Bay
26	Indianapolis	21	10/19 at Buffalo
14	at Seattle	3	10/26 Open
7	at Jacksonville	26	11/2 at Dallas
17	at N.Y. Giants	19	11/9 Seattle
20	St. Louis	17	11/16 at Carolina
20	at Dallas (Thu.)	27	11/23 at Miami
21	N.Y. Giants	27	11/30 New Orleans
21	at Philadelphia	34	12/7 at N.Y. Giants
26	Houston	10	12/14 Dallas
20	Dallas	14	12/21 at Chicago
			12/27 Philadelphia (Sat.)



## Ring of Honor

The Cowboys honor former players and coaches who made outstanding contributions to the club by inducting them into the Ring of Honor at Texas Stadium. Their names and the years of service are prominently displayed in silver on the wall above the Cowboys' bench at Texas Stadium. Members of the Cowboys' Ring of Honor:

### 2003 INDUCTEE ★ TEX SCHRAMM




Texas Earnest Schramm Jr., served 29 seasons as president and general manager of the Dallas Cowboys, turning a 1960 expansion team in Dallas into one of the most successful franchises in NFL history. Under Schramm, the team reached five Super Bowls, winning two, made 18 playoff appearances and compiled an NFL-record 20 consecutive winning seasons, one of the longest such

streaks in all of professional sports. Schramm was an NFL pioneer and innovator. He was instrumental in creating the Dallas Cowboys Cheerleaders, the first of their kind in professional football, developing the Cowboys' Ring of Honor and bringing an annual Cowboys Thanksgiving Day game to the nation. Schramm's position as chairman of the NFL Competition Committee from 1966 to 1988 changed the face of the NFL. He was a driving force behind the development and implementation of instant replay, giving the head referee a microphone for penalty announcements, shortening the play-clock and helping to develop the wild-card playoff system. One of Schramm's most significant accomplishments was coordinating the merger of the NFL and the American Football League in 1966. He was inducted into the Pro Football Hall of Fame in 1991.

### ★ TONY DORSETT ★

Running back, 1977-87. Tony Dorsett finished his career as the second leading rusher in NFL history and played in five NFC Championship Games, two Super Bowls and four Pro Bowls. After guiding the University of Pittsburgh to the 1976 national title and claiming the Heisman Trophy, Dorsett captured rookie of the year honors in 1977. He also holds the NFL record with a 99-yard touchdown run. Inducted into the Ring of Honor in 1994, Dorsett was also elected to the Pro Football Hall of Fame in 1994. Dorsett was inducted into the Ring of Honor at halftime of the Cowboys game against Arizona on Oct. 9, 1994.




## ★ BOB HAYES ★



Wide receiver, 1965-74. Bob Hayes led the Cowboys in receptions three times and accumulated 365 receptions for 7,295 receiving yards during his 10-year career. His 71 career touchdown receptions remains the Cowboys club record. Hayes also registered remarkable career numbers for average yards-per-catch (20.0) and average yards-per-punt return (11.1). He was a three-time Pro Bowl selection and four-time All-Pro. One of the greatest sprinters in the history of track and field, Hayes joined the Cowboys with the title of "World's Fastest Human" after winning the Olympic gold medal in the 100 meters in Tokyo in 1964. Hayes was inducted into the Ring of Honor at halftime of the Cowboys against San Diego on Sept 23, 2001.

## ★ CHUCK HOWLEY ★

Linebacker, 1961-73. When Chuck Howley retired in 1973, Tom Landry said "I don't know that I've seen anybody better at linebacker than Howley." A six-time All-Pro, Howley was the most valuable player in Super Bowl V. The Cowboys traded for Howley, who was drafted by Chicago in 1958. He was an All-America center at West Virginia. A six-time Pro Bowl selection, Howley was inducted into the Ring of Honor at halftime of the Cowboys against Detroit, Oct. 30, 1977.



## ★ LEE ROY JORDAN ★



Linebacker, 1963-76. The inspirational leader of the Cowboys' first championship teams was Lee Roy Jordan. The Cowboys' first-round draft choice in 1963 following an All-America career at Alabama, Jordan anchored the "Doomsday Defense" from his middle linebacker position for 14 years. He was named to the Pro Bowl five times and All-Pro twice. Jordan was inducted into the Ring of Honor at halftime of the Cowboys against Arizona on Oct. 29, 1989.

## ★ TOM LANDRY ★

Head Coach, 1960-88. The first head coach of the Cowboys, Tom Landry led Dallas to two Super Bowl wins and five NFC titles in his 29 years at the Cowboys helm. He compiled a career record of 270-178-6, the third most wins in NFL history, and was elected to the Pro Football Hall of Fame in 1990. Landry was inducted into the Ring of Honor at halftime of the Cowboys against N.Y. Giants on Nov. 7, 1993.



## ★ BOB LILLY ★




Defensive tackle, 1961-74. Nicknamed "Mr. Cowboy," Bob Lilly was the franchise's first draft choice in 1961, the first name in the Ring of Honor in 1975 and its first inductee into the Pro Football Hall of Fame in 1980. A seven-time All-Pro, Lilly was named to a club-record 11 Pro Bowls. He was a two-time All-SWC pick and an All-America at Texas Christian University before being drafted by Dallas. Lilly was inducted into the Ring of Honor at halftime of the Cowboys against Philadelphia on Nov. 23, 1975.



## ★ DON MEREDITH ★

Quarterback, 1960-68. Don Meredith led the Cowboys to their first winning season and their first NFL Championship Game in 1966. Signed by Clint Murchison, Jr. before Dallas was granted its NFL franchise, "Dandy Don" played in two Pro Bowls and was named NFL Player of the Year in 1966. A two-time All-America at SMU, Meredith was inducted into the Ring of Honor at halftime of the Cowboys against N.Y. Giants on Nov. 7, 1976.




## ★ DON PERKINS ★

Running back, 1961-68. Don Perkins was the first Cowboys player to rush for more than 6,000 yards. A six-time Pro Bowl selection, Perkins finished among the top 10 NFL rushers in each of his eight seasons. He was named NFL Rookie of the Year in 1961 and All-Pro in 1962. Perkins was signed before Dallas was granted its NFL franchise. A three-time All-Skyline pick at New Mexico, Perkins was inducted into the Ring of Honor at halftime of the Cowboys against N.Y. Giants on Nov. 7, 1976.




## ★ MEL RENFRO ★

Defensive back, 1964-77. Mel Renfro was named to the Pro Bowl his first 10 seasons in the NFL. He is the club's all-time interceptor with 52 and kickoff returner with a 26.4-yard career average. Renfro was drafted in the second round in 1964 after a career as an All-America halfback and world class sprinter at Oregon. A five-time All-Pro, Renfro was inducted into the Ring of Honor at halftime of the Cowboys against Miami, Oct. 25, 1981. In 1996 Renfro was elected to the Pro Football Hall of Fame.




## ★ ROGER STAUBACH ★

Quarterback, 1969-79. Roger Staubach led the Cowboys to six NFC Championship Games, four Super Bowls and two Super Bowl titles. A great clutch performer, Staubach led Dallas to comeback victories 23 times, 14 in the last two minutes or overtime. A five-time Pro Bowler, he was drafted by Dallas in 1964 after winning the Heisman Trophy and Maxwell Award at the Naval Academy. Staubach was inducted into the Ring of Honor at halftime of the Cowboys against Tampa Bay, Oct. 9, 1983. Roger was elected to the Pro Football Hall of Fame in 1985.



## ★ RANDY WHITE ★

Defensive tackle, 1975-88. A nine-time Pro Bowler during his 14 years with Dallas, Randy White established a club-record with eight straight All-Pro selections. White was co-MVP (with teammate Harvey Martin) in the Cowboys' Super Bowl XII victory over Denver. A consensus All-America defensive end for Maryland in 1974, White won both the Outland Trophy and the Vince Lombardi Awards. White was inducted into the Ring of Honor at halftime of the Cowboys against Arizona on Oct. 9, 1994. Randy was also elected to the Pro Football Hall of Fame in 1994.



## Cowboys in the Hall of Fame

Seven members of the Pro Football Hall of Fame in Canton, Ohio, have been elected based on their accomplishments with the Cowboys—Bob Lilly in 1980, Roger Staubach in 1985, Tom Landry in 1990, Tex Schramm in 1991, Tony Dorsett and Randy White in 1994 and Mel Renfro in 1996. In addition, six other players with ties to the Cowboys have also been enshrined in Canton: Herb Adderly, Lance Alworth, Mike Ditka, Forrest Gregg, Tommy McDonald, and Jackie Smith.



# 74

★ **BOB LILLY** ★  
**Defensive Tackle, 1961-74**

Before earning the nickname "Mr. Cowboy", Bob Lilly was the first player ever drafted by the Dallas Cowboys in 1961. So it is fitting that Lilly not only became the first Cowboys player inducted into the Ring of Honor in 1975, but also became the franchise's first player inducted into the Pro Football Hall of Fame in 1980.

During the course of 14 seasons with the Cowboys, Lilly was named Rookie of the Year in 1961, was selected to the Pro Bowl a club-record 11-times – 10 consecutive selections between 1964-74 – was named to the All-Pro team seven times

and played in two Super Bowls, including the club's very first Super Bowl victory, 24-3 over Miami in Super Bowl VI.

As the foundation of the famed "Doomsday Defense", Lilly's intensity was readily apparent in an infamous scene after the Cowboys' Super Bowl V loss to the Baltimore Colts when he ripped his helmet off and hurled it into the air. The following year, the Lilly-led Cowboys defense held Miami to only a field goal in Super Bowl VI, the fewest points every given up in Super Bowl history.

"The competition is what I love," Lilly once said. "That makes me a lot more intense. Personalities don't enter into it at all. My objective is to get the man with the ball. Nobody better get in my way."

Lilly is the Cowboys' all-time leader in consecutive games played at 196, is tied for second with 14 seasons played and second all-time with 194 games started. Lilly led the Cowboys in sacks three consecutive years, beginning with his rookie season.

"A man like that comes along once in a lifetime," late Cowboys head coach Tom Landry said in 1972. "He is something a little bit more than great. Nobody is better than Bob Lilly."

Lilly was a two-time All-American defensive end at Texas Christian University and a two-time all-Southwest Conference team selection.

He was born July 26 1939, in Olney, Texas.

### Lilly's Accomplishments:

- ★ 11-Time Pro Bowl (Franchise Record)
- ★ 7-Time All-Pro
- ★ NFL 75th Anniversary Team
- ★ AFL-NFL 25-year Anniversary Team
- ★ National Football Foundation Hall of Fame
- ★ Super Bowl VI Title
- ★ 2 NFC Titles
- ★ 4 Eastern Conference Titles
- ★ November 23, 1975 declared "Bob Lilly Day" in Dallas, Texas
- ★ College Football Hall of Fame

★ **ROGER STAUBACH** ★  
**Quarterback, 1969-79**

# 12



Good things come to those who wait, and certainly the Dallas Cowboys' patience in the mid-60's was supremely rewarded, landing one of the best players in franchise history because they were willing to wait for Roger Staubach to fulfill his military commitment.

For that five years of patience, the Cowboys landed the guy who became better known as "Roger The Dodger" over the next 11 years when he was selected to six Pro Bowls – including five consecutively – and was named the NFL Players Association Most Valuable Player in 1971. Staubach led the NFL in passing four times and was selected to the All-NFC team four times.

"He is one of the finest to ever play the game," Green Bay Packers Quarterback Bart Starr once said of Staubach. "I think if I had some of that Staubach competitiveness, I'd have been much better."

Staubach, the 1963 Heisman Trophy winner, was drafted by the Dallas Cowboys in 1964 from the Naval Academy, but did not join the team until 1969 due to his Navy commitment. Former president and general manager Tex Schramm signed Staubach to a futures contract in a hotel room in 1964, actually scribbling





out the details on a legal-sized tablet that would have Staubach paid annually to participate in training camp practices when he had enough leave built up.

The 1963 Heisman Trophy winner showed up in Dallas as a 27-year-old rookie, but in those 11 seasons still managed carve out the franchise's all-time leading quarterback rating of 83.42 and became a four-time NFL passing champion. But Staubach almost became better known for his scrambling ability, and to this day ranks eighth on the Cowboys' all-time rushing list with 2,264 yards.

Staubach owns the second most passing yards in club history, 22,700, and his 3,586 in 1979 still ranks as the second most passing yards in a single season for the Cowboys. He also still leads the club with a career average of 7.67 yards per attempt and his three, 300-yard passing performances in 1979 has him tied for the single-season lead with Don Meredith and Danny White.

Staubach also became known as "Captain Comeback" for his 23 fourth-quarter come-from-behind victories in regular season and playoff games, including 14 in the final two minutes or overtime. Never was this more apparent than in a 1975 playoff game against the Minnesota Vikings when Staubach connected with wide receiver Drew Pearson on a desperation 50-yard "Hail Mary" touchdown pass that knocked the Vikings out of the playoffs.

"You could never defeat Roger mentally or physically," late Cowboys head coach Tom Landry said in 1983. "He was like that in a game, in practice, or in the business world."

Staubach ended his Cowboys career with four Super Bowl appearances, including wins in Super Bowls VI and XII. In Super Bowl VI, Staubach was named the game's Most Valuable Player.

Following the 1979 season, Staubach retired, fearing the after-effects of recurring concussions.

In 1983, Staubach became the sixth member of the Dallas Cowboys Ring of Honor and two years later was inducted into the Pro Football Hall of Fame.

He was born Feb. 5, 1942, in Cincinnati, Ohio.

**Staubach's Accomplishments:**

- ★ 6-Time Pro Bowl
- ★ 4-Time NFL Passing Champion
- ★ MVP of Super Bowl VI
- ★ Super Bowl VI and XII Titles
- ★ 5 NFC Titles
- ★ 7 Division Titles
- ★ 1979 Byron "Whizzer" White Award
- ★ 1971 NFL Players Association Most Valuable Player
- ★ 1971 Bert Bell Award
- ★ 1975 Vince Lombardi Sportsman of the Year
- ★ 1963 Heisman Trophy
- ★ 1963 Walter Camp Memorial Trophy
- ★ 1965 Naval Academy Athletic Association Sword

**Staubach's Career Passing Statistics**

Year	G	Att	Comp	Comp %	Yds	YPA	TD	Int	Rating
1969	6	47	23	48.9	421	8.96	1	2	69.5
1970	8	82	44	53.7	542	6.61	2	8	42.9
1971	13	211	126	59.7	1882	8.92	15	4	104.8
1972	4	20	9	45.0	98	4.90	0	2	20.4
1973	14	286	179	62.6	2,428	8.49	23	15	94.6
1974	14	360	190	52.8	2,552	7.09	11	15	68.4
1975	13	348	198	56.9	2,666	7.66	17	16	78.5
1976	14	369	208	56.4	2,715	7.36	14	11	79.9
1977	14	361	210	58.2	2,620	7.26	18	9	87.0
1978	15	413	231	55.9	3,190	7.72	25	16	84.9
1979	16	461	267	57.9	3,586	7.78	27	11	92.3
<b>Total</b>	<b>131</b>	<b>2,958</b>	<b>1,685</b>	<b>57.0</b>	<b>22,700</b>	<b>7.67</b>	<b>153</b>	<b>109</b>	<b>83.4</b>

**Staubach's Career Rushing Statistics**

Year	Att	Yds	Avg	TD
1969	15	60	4.0	1
1970	27	221	8.2	0
1971	41	343	8.4	2
1972	6	45	7.5	0
1973	46	250	5.4	3
1974	47	320	6.8	3
1975	55	316	5.7	4
1976	43	184	4.3	3
1977	51	171	3.4	3
1978	42	182	4.3	1
1979	37	172	4.6	0
<b>Total</b>	<b>410</b>	<b>2,264</b>	<b>5.5</b>	<b>20</b>



## ★ TOM LANDRY ★ Head Coach, 1960-88

Tom Landry paced the sidelines as the "only head coach" in Dallas Cowboys history for 29 years in his trademark fedora. By the time Landry's coaching career ended following the 1988 season, he had compiled a 270-178-6 record, the third most wins in NFL history.

That distinguished career was good enough for Landry to gain entry into the Pro Football Hall of Fame in 1990 and the Cowboys Ring of Honor in 1993, thanks to leading the Cowboys to two Super Bowl titles, five Super Bowl appearances, five

NFC Championships, 13 division titles and an incredible 20 consecutive winning seasons.

"This team has always played for me," Landry said. "That was the key to why I continued coaching. If they wouldn't play for me, I would have been out a long time ago. They always played hard and tried hard."

Landry's head coaching career did not start out very smoothly, coming over from the N.Y. Giants staff to take over the expansion Cowboys in 1960. That first year ended with an 0-11-1 in 1960, the tie coming against Landry's former team the Giants, preventing the Cowboys from going winless. The Cowboys went on to suffer through losing seasons in the first five years, before going 7-7 in 1965.

But from that point on, Landry turned the franchise into "America's Team," the Cowboys reeling off 20 consecutive winning seasons from 1966-85, one of the longest winning streaks in all of professional sports.

As a player-coach with the Giants before coming to the Cowboys, Landry helped to develop what would eventually become a base defense in the NFL, the 4-3. It was innovations like this that caught the attention of Cowboys owner Clint Murchison Jr. and president Tex Schramm when it came time to select the franchise's first head coach.

As head coach of the Cowboys, Landry introduced more innovations to the game, including offensive motion. Very seldom did the Cowboys run a play from the formation they initially lined up in after breaking the huddle. Landry brought back the shotgun formation, popularized situational substitutions and concocted the "Flex" defense.

Walking the sidelines characteristically stoic, Landry was always thinking a couple of plays ahead and what the long-term effects of each play he called might be. He coached football as if it were a chess match, positioning his team in the best way to win in the end. And in the end, no one coached with more success for a longer period of time than Landry.

That success was the impetus for Landry's induction into Pro Football Hall of Fame less than two years after he coached his last game.

"I think it's always good to have recognition for success," Landry said at the time. "That's what athletics is all about: achieving. Winning seasons. Super Bowls. Individual honors. It makes the kids look up and think of a time they might be up there."

The legendary coach, born Sept. 11 1924 in Mission, Texas, died Feb. 12, 2000 of leukemia.

### Landry's Accomplishments:

- ★ 20 Consecutive Winning Seasons (1966-85)
- ★ Super Bowl VI and XII Titles
- ★ 2 NFL Championship game appearances
- ★ 5 NFC Titles
- ★ 13 Divisional Titles
- ★ 1966 NFL Coach of the Year
- ★ 1975 NFC Coach of the Year





## Landry's Career Statistics

Year	W	L	T	Pct	Place	Playoff
1960	0	11	1	.000	7 NFL-E	-
1961	4	9	1	.308	6 NFL-E	-
1962	5	8	1	.385	5 NFL-E	-
1963	4	10	0	.286	5 NFL-E	-
1964	5	8	1	.385	5 NFL-E	-
1965	7	7	0	.500	2 NFL-E	-
1966	10	3	1	.769	1 NFL-E	**0-1
1967	9	5	0	.643	1 NFL-Cap	**1-1
1968	12	2	0	.857	1 NFL-Cap	0-1
1969	11	2	1	.846	1 NFL-Cap	0-1
1970	10	4	0	.714	1 NFC-E	*2-1
1971	11	3	0	.786	1 NFC-E	*3-0
1972	10	4	0	.714	2 NFC-E	1-1
1973	10	4	0	.714	1 NFC-E	1-1
1974	8	6	0	.571	3 NFC-E	-
1975	10	4	0	.714	2 NFC-E	*2-1
1976	11	3	0	.786	1 NFC-E	0-1
1977	12	2	0	.857	1 NFC-E	*3-0
1978	12	4	0	.750	1 NFC-E	*2-1
1979	11	5	0	.688	1 NFC-E	0-1
1980	12	4	0	.750	2 NFC-E	2-1
1981	12	4	0	.750	1 NFC-E	1-1
1982	6	3	0	.667	2 NFC**	2-1
1983	12	4	0	.750	2 NFC-E	0-1
1984	9	7	0	.563	4 NFC-E	-
1985	10	6	0	.625	1 NFC-E	0-1
1986	7	9	0	.438	3 NFC-E	-
1987	7	8	0	.467	2 NFC-E	-
1988	3	13	0	.188	5 NFC-E	-
Total	250	162	6	.605		20-16

\* Super Bowl Appearance

\*\* NFL Championship Game Appearances

\*\*\* NFL strike-shortened season

## ★ TEX SCHRAMM ★ Cowboys President and General Manager 1959-1989



Texas Earnest Schramm Jr., better known as "Tex," rose to Professional Football Hall of Fame status during his 29 seasons as president and general manager of the Dallas Cowboys, turning a 1960 expansion franchise in Dallas into one of the most successful franchises in NFL history.

With Schramm overseeing the birth and growth of the Cowboys organization, the team reached five Super Bowls, winning two, made 18 playoff appearances and compiled an NFL-record 20 consecutive winning seasons, one of the longest such streaks in all of professional sports.

Schramm was an NFL pioneer and innovator. Under his watch, the Dallas Cowboys were always on the cutting edge with revolutionary ideas and visions. He was instrumental in creating the Dallas Cowboys Cheerleaders, the first of their kind in professional football, developing the Cowboys' Ring of Honor and bringing an annual Cowboys Thanksgiving Day game to the nation.

Schramm's work was not just focused on the Dallas Cowboys, as his tireless efforts changed the face of the entire NFL. He was a driving force behind the development and implementation of instant replay, giving the head referee a microphone for penalty announcements, shortening the play-clock and helping to develop the wild-card playoff system.

A tough negotiator, Schramm was the engineer in building the Cowboys foundation from the ground up. His tough stance in labor negotiations was also evident in his support for using replacement players during the 1987 NFL strike. After just three weeks, the move proved successful and the players returned to work. The benefits of this would be apparent in future years as lasting labor peace was reached with the NFL Players Association in 1992 and has continued since.

His position as chairman of the NFL Competition Committee from 1966 to 1988 aided his innovative efforts. Schramm's impact on the league was widespread, and probably his most cherished legacy since the one-time TV-executive at CBS who first came up with the idea of televising the Winter Olympics in 1960 from Squaw Valley was such a firm believer in preserving and making history.

One of Schramm's most significant accomplishments in the NFL was coordinating the merger of the established NFL and the fledgling American Football League in 1966, holding what amounted to as

secret meetings with Kansas City Chiefs owner Lamar Hunt at the insistence of NFL Commissioner Pete Rozelle.

The merger of the two warring leagues led to what became known as the Super Bowl, and when the leagues combined in 1970, the most powerful sports league in the world.

After Schramm departed the Cowboys in 1989 when Jerry Jones bought the club, he went international, becoming president of the upstart World League of American Football, later to become known as NFL Europe. He was inducted into the Pro Football Hall of Fame in 1991.

"I'm not one of the great athletes like the men behind me," a jubilant Schramm said during his Hall of Fame induction speech. "But I'm thrilled to be standing in front of them. Many of the men in here were my heroes. To be rubbing shoulders with them, it's beyond my comprehension."

In all, Schramm spent 44 years of his life in professional football, starting as a sportswriter for the *Austin American-Statesman* in 1947 - a natural step for the California-born Schramm who earned a bachelor's degree in journalism from the University of Texas. Schramm spent 10 seasons with the Los Angeles Rams (1947-56), where Schramm first came in contact with Rozelle, who originally hired him to be the Rams' public relations director. Schramm then spent a brief period (1957-59) at CBS before being hired by Clint Murchison in 1959 to oversee the startup of the Dallas expansion franchise.

Schramm was born on June 2, 1920, in San Gabriel, Calif.

**Tex Schramm's NFL Legacy**

During Schramm's 25 years as chairman of the NFL's Competition Committee, the NFL implemented the following:

Year	Contribution
1970	Moved the official game time to the scoreboard clock
1972	Moved the hash marks toward the center of the field to aid offense
1974	Implemented stricter pass defense rules to influence scoring
1974	Moved goalposts from the goal line to the end line for safety and to help offensive play
1974	Developed the sudden-death overtime concept for breaking ties
1975	Gave the referee a microphone to announce calls to the crowd and TV audiences
1977	Made defensive linemen's head slaps illegal
1979	Implemented the in-the-grasp rule to protect quarterbacks
1986	Instituted Instant Replay to aid officials
	Enabled Quarterbacks to stop the clock by throwing the ball directly into the ground



33

★ TONY DORSETT ★  
Running Back, 1977-87

Tony Dorsett arrived in Dallas in 1977 via a draft-day deal the Cowboys swung with the Seattle Seahawks for the sole intention of selecting the Heisman Trophy winner from the University of Pittsburgh. Then Cowboys president and General Manager Tex Schramm paid what seemed like a bundle for the right to draft Dorsett: One first-round, and three second-round choices.

As his 11-career turned out in Dallas, a steal of a deal for an eventual Pro Football Hall of Fame player.

The Dorsett deal paid dividends in his very first year with the Cowboys, the four-time All-American picking up where he left off in college, rushing for 1,007 yards to earn NFL Offensive Rookie of the Year honors and set the rushing bar for rookie running backs in Dallas.

"A lot of the people said I wouldn't last in this league," Dorsett said in 1987. "I was the skinny little kid from Aliquippa, Pa., who wasn't supposed to make it."

Dorsett did make it, in fact he became one of the greatest running backs in NFL history. On Sept. 26, 1988 while playing his final NFL season with the Denver Broncos, Dorsett moved into second place on the NFL all-time rushing list with 12,306 rushing yards, and eventually finished his career with 12,739 yards. At the time, Dorsett trailed only Walter Payton when he retired after suffering a knee injury the following summer, but now ranks fifth behind Payton, Emmitt Smith, Barry Sanders and Eric Dickerson.

By the time Dorsett completed his 12-year career, he had collected a victory in Super Bowl XII, four Pro Bowl selections, one All-Pro honor and three All-NFC selections.

One of the most notable moments of Dorsett's career came on Jan. 2, 1983, before a Monday Night Football television audience playing against the Minnesota Vikings. Dorsett received a handoff from quarterback Danny White and proceeded to run 99-yards for a touchdown, thus recording an unbreakable NFL record. Dorsett's greatest season came in 1981 when he rushed for 1,646 yards, a franchise record at the time, a total that now ranks third to only Emmitt Smith's two, 1700-yard seasons.

"When he came to us, we hadn't had a strong running attack for about three years," Hall of Fame quarterback Roger Staubach once said. "Tony Dorsett is one of the greatest backs in NFL history."

Dorsett was the Heisman Trophy winner in 1976 and was the first Pitt football player to have his jersey retired. Dorsett left Pitt as a four-time All-American and four-time 1,000-yard rusher. His final collegiate highlight was a 27-3 victory over Georgia in the Sugar Bowl to claim the national title.





In 1994 Dorsett became the ninth Cowboys player inducted into the Ring of Honor, and that same year he was inducted into the Pro Football Hall of Fame.

He was born April 7, 1954, in Rochester, Pa.

**Dorsett's Accomplishments:**

- ★ 4-Time Pro Bowl
- ★ 1-Time All-Pro
- ★ NFL Offensive Rookie of the Year
- ★ 3 All-NFC selections
- ★ Super Bowl XII Title
- ★ NFL Record 99-yard TD Run (Jan. 3, 1983 at Minnesota)
- ★ 5th All-Time NFL Career Rushing (12,739)
- ★ 3rd All-Time Franchise Career Points (516)
- ★ 2nd All-Time Franchise Career Touchdowns (86)
- ★ 2nd All-Time Franchise Career Rushing Yards (12,036)
- ★ 1st All-Time Franchise Rookie Rushing Yards (1,007)
- ★ 1976 Heisman Trophy (University of Pittsburgh)

**Dorsett's Career Statistics**

Year	G	Rushing				Receiving			
		Att	Yds	Avg	TD	Rec	Yds	Avg	TD
1977 (Dallas)	14	208	1,007	4.8	12	29	273	9.4	1
1978 (Dallas)	16	290	1,325	4.6	7	37	378	10.2	2
1979 (Dallas)	14	250	1,107	4.4	6	45	375	8.3	1
1980 (Dallas)	15	278	1,185	4.3	11	34	263	7.7	0
1981 (Dallas)	16	342	1,646	4.8	4	32	325	10.2	2
1982 (Dallas)	9	177	745	4.2	5	24	179	7.5	0
1983 (Dallas)	16	289	1,321	4.6	8	40	287	7.2	1
1984 (Dallas)	16	302	1,189	3.9	6	51	459	9.0	1
1985 (Dallas)	16	305	1,307	4.3	7	46	449	9.8	3
1986 (Dallas)	13	184	748	4.1	5	25	267	10.7	1
1987 (Dallas)	12	130	456	3.5	1	19	177	9.3	1
1988 (Denver)	16	181	703	3.9	5	16	122	7.6	0
Totals	173	2,936	12,739	4.3	77	398	3,554	8.9	13

★ **RANDY WHITE** ★  
**Defensive Tackle, 1975-88**

**54**



Randy White came to the Cowboys from the University of Maryland as the No. 2 pick in the 1975 NFL Draft. Before his career was over, 14 years later, he would become known as the "Manster" – half man, half defensive monster – setting numerous franchise records as the heart-and-soul of the famed "Doomsday Defense".

White struggled in his first two years with the Cowboys when then head coach Tom Landry moved White from his familiar defensive tackle position to linebacker. But, after Landry moved White back to right tackle in 1977, White became one of the NFL's most dominating defensive linemen and a coveted co-Super Bowl MVP.

"Coming out of college a lot was expected of me," White said. "But I never did feel comfortable playing linebacker. Those first two years I was fighting for my life out there. Then they switched me to defensive tackle, where I was a lot more comfortable and from there my career took off."

White played 14 seasons, tying him for second all-time in franchise history, and he set a franchise record with eight All-Pro selections. White also was selected to nine Pro Bowls, ranking third in franchise history for Pro Bowl appearances. White's 16 sacks in 1978 rank third in franchise history for a single season, and he still remains third all-time in career tackles with 1,104 and second with 701 career solo tackles.

"His performances range anywhere from spectacular to spectacular," Landry once said. "He could outmatch anybody's intensity from game to game."

In his career, White played in six NFC Championship Games and three Super Bowls, claiming victory in Super Bowl XII and co-MVP honors with teammate Harvey Martin. Even more astounding, White only missed one game in his 14-year career.

In 1994, White was inducted into the Ring of Honor with teammate Tony Dorsett, the same year he was inducted into the Pro Football Hall of Fame.

"Any honor I receive is a reflection on the great teammates and coaches I had in my career," White said. "There's a real special group of guys with the Cowboys, and to be a part of that was a great honor." He was born Jan. 15, 1953, in Pittsburgh, Pa.



White's Accomplishments:

- ★ 9-Time Pro Bowl
- ★ 8-Time All-Pro
- ★ Co-MVP Super Bowl XII
- ★ 1978 Defensive Player of the Year
- ★ 1982 NFL Defensive Lineman of the Year
- ★ Super Bowl XII Title
- ★ 3 NFC Titles
- ★ 5 Division Titles
- ★ 2nd Franchise History Career Solo Tackles (701)
- ★ 3rd Franchise History Career Combined Tackles (1,104)
- ★ 3rd Franchise History Games Played (209)
- ★ Outland Trophy- University of Maryland
- ★ Lombardi Trophy- University of Maryland

Year	Games	White's Career Statistics			Sacks	Fum. Rec.
		Solo	Tackles Asst.	Total		
1975	14	13	6	19	7.0	2
1976	14	25	17	42	6.0	1
1977	14	70	48	118	13.0	2
1978	16	75	48	123	16.0	0
1979	15	50	41	91	5.0	1
1980	16	56	32	88	6.5	0
1981	16	61	33	94	8.5	0
1982	9	22	21	43	2.5	1
1983	16	67	33	100	12.5	1
1984	16	81	27	108	12.5	0
1985	16	61	34	95	10.5	0
1986	16	73	30	103	6.5	2
1987	15	39	25	64	6.0	0
1988	16	8	8	16	1.5	0
Total	209	701	403	1,104	111.0	10



20

★ MEL RENFRO ★  
Defensive Back, 1965-77

Mel Renfro first came to the Cowboys a highly-acclaimed running back out of the University of Oregon. But Cowboys head coach Tom Landry saw Renfro as a defensive back when they selected him in the second round of the 1964 draft.

And what a defensive back he was, becoming arguably the best safety-cornerback during his 14-year career to ever play for the Cowboys, and one of the best to ever play in the NFL. His 52 career interceptions and 26.4-yard career kick-off-return average still stand as team records, both a tribute to his running ability.

The NFL certainly got to know Renfro in a hurry, having been elected to the Pro Bowl in each of his first 10 seasons in the NFL – the first six at free safety and the final four at cornerback. His 10 Pro Bowl appearances is second to only Bob Lilly's 11 for the Cowboys.

On top of his 10 Pro Bowls, Renfro was a four-time All-Pro, playing in four Super Bowls and eight NFC Championships. He became the fifth member of the exclusive Ring of Honor in 1981, and was finally elected to the Pro Football Hall of Fame in 1996 in his 14th year of eligibility.

Renfro's 14 seasons with the Dallas Cowboys ties him for second in club history, just one shy of the record.

While at Oregon, Renfro led the team in rushing three consecutive years and was a two-time All-American. Despite coming to the NFL as an acclaimed runner, Renfro only ran the ball eight times during his career, all in 1966. Landry saw a free safety first, Renfro spending his first six seasons at safety and the final eight at corner.

In the middle of Renfro's All-Pro 1969 season, Landry was uncharacteristically complimentary toward one of his players, calling him "the best in the league at free safety."

But the Cowboys certainly figured out a way to capitalize on Renfro's running ability, having him return punts and kickoffs early in his career. He led the NFL in kickoff and punt returns his rookie season, and had seven interceptions, returning one for a touchdown. Renfro still is tied for the franchise lead with two career touchdown returns, and his 30-yard kick-off return average in 1965 still remains as the single-season high.

But it was interceptions Renfro was best known for during his career. In his first six years at free safety, Renfro totaled 30 interceptions. His interception totals declined somewhat when Landry moved him to cornerback for good in 1970. The decline had more to do with quarterbacks' reluctance to throw his way than any diminishing skills or quickness. His 626 interception return yards still stands as a career record





for the Cowboys.

That 1971 Pro Bowl possibly was the greatest indication of Renfro's all-round ability. Not only did he play cornerback, but he also returned two punts for touchdowns, leading the NFC to a 27-6 win and earning the game's Most Valuable Player award.

He was born Dec. 30, 1941, in Houston, Texas.

**Renfro's Accomplishments:**

- ★ 4-Time All-Pro
- ★ 10-Time Pro Bowl
- ★ 3-Time All-NFC
- ★ Cowboys Career Record 52 interceptions
- ★ Cowboys Career Record 26.4-yard kickoff-return average
- ★ Cowboys Career Record 626 interception return yards
- ★ Super Bowl VI and XII Titles
- ★ 4 NFC Championships
- ★ 9 Division Titles
- ★ Consensus All-American, 1962

**Renfro's Career Statistics**

Year	Kickoff Returns					Punt Returns					Tot	
	Ret	Yds	Avg	Long	TD	Ret	Yds	Avg	Long	TD	TD	TD
1964	40	1017	25.4	64	0	32	418	13.1	69	1	1	1
1965	21	630	30	100	1	24	145	6.0	35	0	1	1
1966	19	487	25.6	87	1	21	123	5.9	38	0	1	1
1967	5	112	22.4	30	0	3	-1	-0.3	7	0	0	0
1968	0	0	-	-	-	0	0	-	-	-	-	-
1969	0	0	-	-	-	15	80	5.3	34	0	0	0
1970	0	0	-	-	-	13	77	5.9	29	0	0	0
1971	0	0	-	-	-	0	0	-	-	-	-	-
1972	0	0	-	-	-	0	0	-	-	-	-	-
1973	0	0	-	-	-	0	0	-	-	-	-	-
1974	0	0	-	-	-	1	0	0.0	0	0	0	0
1975	0	0	-	-	-	0	0	-	-	-	-	-
1976	0	0	-	-	-	0	0	-	-	-	-	-
1977	0	0	-	-	-	0	0	-	-	-	-	-
TOTALS	85	2246	26.4	100	2	109	842	7.7	69	1	3	3

Year	Rushing					Receiving				Tot	
	Att	Yds	Avg	Long	TD	Rec	Yds	Avg	Long	TD	TD
1966	8	52	6.5	27	0	4	65	16.3	42	0	0

Year	Fum. Rec.		TD	Int	Interceptions		TD
	Yds	Avg			Yds	Avg	
1964	4	1	1	7	110	15.7	1
1965	3	1	1	2	92	46	1
1966	2	1	1	2	57	28.5	0
1967	0	0	0	7	38	5.4	0
1968	0	0	0	3	5	1.7	0
1969	2	0	0	10	118	11.8	0
1970	1	0	0	4	3	0.8	0
1971	0	0	0	4	11	2.8	0
1972	0	0	0	1	0	0.0	0
1973	0	0	0	2	65	32.5	1
1974	0	0	0	1	6	6	0
1975	0	0	0	4	70	17.5	0
1976	0	0	0	3	23	7.7	0
1977	0	0	0	2	28	14	0
Total	12	3	3	52	626	12	3

\*Official tackle and sack stats not tabulated until 1979.



# Historical Highlights

## 1960

**LANDRY HIRED** – Clint Murchison, Jr., and Bedford Wynne sign N.Y. Giants defensive assistant Tom Landry to a personal services contract on Dec. 27, 1959, with the intention of naming him head coach once they are awarded an expansion franchise by the NFL.

**NFL FRANCHISE** – Clint Murchison, Jr., and Bedford Wynne were awarded an expansion franchise in the NFL at the annual league meeting in Miami Beach, Fla. The Cowboys were to play as a "swing" team, playing every other team one time during the first season, although listed in the Western Conference standings (January 28).

**COWBOYS STOCKED** – A player pool was set up in the league meeting in Los Angeles, with each of 12 NFL teams freezing 25 names on its roster and the Cowboys allowed to pick three from each team for a total of 36 veterans. Dallas, once given the list, had to select its 36 players within 24 hours (March 13).

**TRAINING STARTS** – Rookies report to first Cowboys camp at Pacific University in Forest Grove, Oregon (July 9).

**FIRST PRE-SEASON GAME** – The Cowboys, less than six months in existence, get their first test and drop a 16-10 preseason game to San Francisco in Seattle (August 6).

**FIRST HOME GAME** – In their Dallas debut, in the Salesmanship Club preseason game, the Cowboys led the world champion Baltimore Colts into the final minute before a 62-yard pass from Johnny Unitas to Lenny Moore gave the Colts a 14-10 victory (August 19).

**FIRST VICTORY** – In a preseason game at Louisville, KY, the Cowboys beat the New York's Giants, 14-3, with Frank Clarke catching touchdown passes for 73 yards (Eddie LeBaron) and 74 yards (Don Meredith) (August 27).

**FIRST LEAGUE GAME** – In their first league game, Dallas fell to Pittsburgh, 35-28, with Bobby Layne leading a fourth-period Steelers rally (Sept. 24, Saturday night).

**STREAK SNAPPED** – Dallas snaps a 10-game loss streak by tying New York, 31-31, at Yankee Stadium (Dec. 4).

## 1961

**TRAINING STARTS** – Rookies launch training at new campsite – St. Olaf College in Northfield, Minn. (July 9).

**FIRST LEAGUE WIN** – Scoring 10 points in the final 56 seconds, the Cowboys score their first NFL victory, 27-24, over Pittsburgh in the '61 league opener in the Cotton Bowl. Allen Green's 27-yard field goal on the game's final play won it before 23,500 spectators (Sept. 17).

## 1962

**TRAINING STARTS** – Team begins training at new campsite – Northern Michigan College in Marquette, Mich. (July 13).

**PENALTY HISTORY** – For the first time in anyone's memory in an NFL game, points were awarded for a penalty. The Cowboys were holding in the end zone on a 99-yd. TD pass from LeBaron to Clarke, and Pittsburgh was awarded a safety. The Steelers eventually won, 30-28 (Sept. 23).

**100-YARD FIRSTS** – Cowboys' Amos Marsh returned a kickoff 101 yards and Mike Gaechter returned a pass interception 100 yards, both plays for fourth-quarter TDs in a 41-19 win over Philadelphia in Dallas. It was the first time in NFL history that two 100-yard runs had been made in the same game, much less by the same team in the same quarter (Oct. 14).

## 1963

**SHIFT TO KANSAS CITY** – The rival Dallas Texans of the AFL announce they are moving the franchise to Kansas City (Feb. 8).

**CALIFORNIA TRAINING SITE** – The Cowboys open training at California Lutheran College in Thousand Oaks, Calif. (July 12).

**HOWTON SETS RECORD** – Bill Howton broke Don Hutson's all-time receiving mark with a 14-yard catch at Washington. Hutson's record was 7,991 yards and the catch gave Howton an even 8,000 yards (Sept. 29).





## 1964

**LANDRY CONTRACT** – With one year to go on his original contract, Tom Landry is signed to a 10-year extension, in effect giving him an 11-year pact, possibly the longest in major pro sports history (Feb. 5).

## 1965

**FIRST SELLOUT** – An overflow crowd of 76,251 jams the Cotton Bowl for the Cleveland game, notching the team's first home sellout. Cleveland won, 24-17 (Nov. 21).

## 1966

**PLAYOFF BOWL** – After defeating New York, 38-20, in the season finale (and winning five of their last seven games) to get into the Playoff Bowl at Miami, the Cowboys fall to Baltimore, 35-3 (Jan. 15).

**MERGER** – Peace comes to pro football with Cowboys General Manager Tex Schramm completing two months of negotiations with AFL's Lamar Hunt, merging the two leagues under the NFL banner (June 8).

**SCHRAMM ELEVATED** – Texas E. Schramm, Vice-President and General Manager of the Cowboys from the beginning, was named President of the club by Owner Clint Murchison, Jr., who retained the title of Chairman of the Board.

**NEELY CASE SOLVED** – Dallas and Houston reached agreement in the Ralph Neely case. Neely remained with Dallas with Houston receiving the Cowboys Nos. 1, 2 and two fifth round picks in the 1967 draft (Nov. 17).

**THE CHAMPIONSHIP** – The Cowboys won their first championship, capturing the Eastern Conference title with a 10-3-1 record, but lost the NFL Championship Game to Green Bay, 34-27.

## 1967

**TEXAS STADIUM** – On Dec. 23, Owner Clint Murchison, Jr., formally announced plans to build Texas Stadium in suburban Irving. The stadium, to be financed through a bond-option plan, would be ready for the 1970 season. The stadium would seat a minimum of 58,000.

**SECOND CHAMPIONSHIP** – Under the NFL's new format, the Cowboys easily won the Capitol Division and defeated Cleveland, Century Division winner, 52-14, in the Cotton Bowl for the Eastern conference championship. However, on Dec. 31 in Green Bay, the Cowboys lost their second bid for an NFL title, falling to the Packers, 21-17, in the 13 degree below weather.

## 1968

**WIN CAPITOL** – For the second straight year the Cowboys won the Capitol Division, but for the first time in three years the Cowboys did not win the Eastern Championship, being upset at Cleveland, 31-20, on Dec. 21. Dallas won the Runner-Up Bowl over Minnesota, 17-13.

## 1969

**TEXAS STADIUM** – Ground was broken for Texas Stadium in suburban Irving on January 25, and on June 29 Bert Rose was named general manager of the stadium.

**ORIGINALS RETIRE** – An era ended for the Cowboys in July. On July 5th at a press conference in Dallas, quarterback Don Meredith, the last of the original Cowboys, announced his retirement. Then, on July 18th, the day the veterans were to report to training camp, all-time rushing great Don Perkins officially retired.

**REPEAT CAPITOL WINS** – Once again the Cowboys rolled to the Capitol Division Championship with an 11-2-1 season. However, the Cowboys failed to win the Eastern Championship when on Dec. 28, the Cowboys lost to Cleveland, 38-14, in the Cotton Bowl.

## 1970

**FIVE STRAIGHT PLAYOFFS** – The Cowboys won their last five games to finish 10-4, claim the Eastern Division championship and make the playoffs for the fifth year in a row. They defeated Detroit, 5-0, in the opening round to get a shot at the National Conference championship.

**FIRST NFC TITLE** – The Cowboys captured the biggest prize of their 11-year history on Jan. 3, 1971 when they downed San Francisco, 17-10, for the NFC crown. A 16-13 loss to Baltimore in the Super Bowl Jan. 17 left Dallas with one major goal still unrealized.

**1971**

**TEXAS STADIUM** – The Cowboys opened a new era in their sparkling Irving, Tex., home with a 44-21 victory over the New England Patriots on Oct. 24. Duane Thomas scored the first touchdown in the new stadium, a 56-yard run just two minutes and 16 seconds after the opening kickoff. Attendance was 65,708.

**SIX STRAIGHT PLAYOFFS** – The Cowboys won their last seven games to finish 11-3, claim the Eastern Division championship and make the playoffs for the sixth year in a row. They defeated Minnesota, 20-12, in the opening round.

**SECOND NFC TITLE** – For the second consecutive year, the Cowboys met the San Francisco 49ers in the National Conference showdown. This time Dallas won 14-13, to qualify for its second straight Super Bowl.

**FIRST WORLD CHAMPIONSHIP** – The Cowboys downed the Miami Dolphins, 24-3, to win Super Bowl VI in New Orleans on Jan. 16. It was the 10th victory in a row for Dallas as Roger Staubach passed for two touchdowns and was named the game's Most Valuable Player.

**1972**

**FIRST 1,000-YARD BACK** – Calvin Hill became the first Dallas player to rush for 1,000 yards when he gained 111 on Dec. 9 against the Washington Redskins in Texas Stadium. Hill wound up with 1,036 yards for the season on a record 245 carries.

**SEVEN STRAIGHT PLAYOFFS** – The Cowboys qualified for the NFL playoffs a record seventh consecutive year, their 10-4 record earning them the National Conference Wild Card berth. Roger Staubach passed for two touchdowns in the last 1:30 to give the Cowboys a 30-28 victory at San Francisco in the first round. Then, at Washington on New Year's Eve, Dallas was foiled in its bid for a third straight NFL title with the Redskins win, 16-3.

**1973**

**100 VICTORIES** – The Cowboys and Coach Tom Landry recorded their 100th victory with a 40-3 Texas Stadium win over the New Orleans Saints on Sept. 24. Landry ended the season with a career mark of 108-80-6 to rank ninth on the list of the NFL's all-time winningest coaches.

**EIGHT STRAIGHT PLAYOFFS** – The Cowboys regained the NFC Eastern Division title with a 10-4 record and broke their own NFL record by reaching the playoffs for the eighth year in a row. Dallas defeated the Western Division champion Los Angeles Rams in the first round, 27-16, but fell to Central Division winner Minnesota in the NFC Championship Game, 27-10.

**1974**

**FIRST TOP DRAFT CHOICE** – For the first time in their history, the Cowboys had the very first choice in the NFL Draft. The No. 1 pick came to Dallas from Houston in exchange for Tody Smith and Billy Parks. The Cowboys selected Ed "Too Tall" Jones, a 6-9, 260-pound defensive end from Tennessee State.

**PLAYOFFS MISSED** – The Cowboys' record breaking string of eight straight years in the NFL playoffs was broken when the club's 8-6 record failed to qualify.

**1975**

**LILLY HONORED** – "Mr. Cowboy" was honored on Bob Lilly Day at Texas Stadium at halftime of the Philadelphia game on Nov. 23. It was first such recognition ever given to a Dallas player. Lilly never missed a game in 14 years with the Cowboys, earning All-Pro honors seven times at defensive tackle before retiring prior to the '75 season.

**TEN STRAIGHT WINNING SEASONS** – The Cowboys' 10-4 record earned them the NFC Wild Card berth in the playoffs. The composite record over 10 straight winning seasons was 101-37-2.

**THIRD NFC TITLE** – After shocking Minnesota in the first round, 17-14, on Roger Staubach's 50-yard "Hail Mary" pass to Drew Pearson, the Cowboys traveled to Los Angeles for the NFC showdown. Staubach threw four touchdown passes, three to Preston Pearson, and Dallas won, 37-7. Pittsburgh won Super Bowl X on Jan. 18 in Miami, 21-17.

**1976**

**MEREDITH, PERKINS HONORED** – Former Cowboys greats Don Meredith and Don Perkins joined Bob Lilly in the Ring of Honor at Texas Stadium during halftime ceremonies at the New York Giants game on Nov. 7.

**ELEVEN STRAIGHT WINNING SEASONS** – The Cowboys won the NFC Eastern Division title with their 11-3 record, giving them their 11th straight winning season and 10th playoff berth in that period. A 14-12 first



round loss to Los Angeles – the first time Dallas had lost in the first round under the current playoff setup – ended the season.

## 1977

**HOWLEY HONORED** – Former All-Pro linebacker Chuck Howley, a Cowboy from 1961 through 1973, became the fourth member of the Ring of Honor. Howley was honored during ceremonies at halftime of the Detroit Lions game on Oct. 30.

**TWELVE STRAIGHT WINNING SEASONS** – Getting off to an 8-0 start, their best ever, the Cowboys rolled to a 12-2 record, the championship of the NFC East, and their 12th consecutive winning season. They opened their 11th visit to the playoffs in those 12 years with a 37-7 first-round victory over the Chicago Bears at Texas Stadium.

**FOURTH NFC TITLE** – Dallas crushed the Minnesota Vikings at Texas Stadium, 23-6, for National Conference crown No. 4 and the right to meet the Denver Broncos in Super Bowl XII.

**SECOND WORLD CHAMPIONSHIP** – The Cowboys stopped the Denver Broncos, 27-10, to win Super Bowl XII in New Orleans on Jan. 15, 1978. In the process, Dallas tied Minnesota for most Super Bowl appearances (four) and Green Bay, Miami and Pittsburgh for most Super Bowl victories (two). Defensive linemen Harvey Martin and Randy White were named co-MVPs in the game.

## 1978

**THIRTEEN STRAIGHT WINNING SEASONS** – After a mediocre 6-4 start, the Cowboys won six straight games to finish the expanded regular season with a 12-4 record and their 10th division crown. It marked the Cowboys' 13th consecutive winning season and 12th trip to the playoffs in that span. Dallas rallied to beat Atlanta 27-20 in a divisional playoff at Texas Stadium, sending the Cowboys to their seventh NFC championship game in the past nine years.

**FIFTH NFC TITLE** – Dallas shut out the Rams in Los Angeles 28-0 in the National Conference title game to advance to the Super Bowl a record fifth time, including three of the last four. In the first Super Bowl rematch, Pittsburgh edged the Cowboys 35-31 for the NFL championship on Jan. 21 in Miami's Orange Bowl.

## 1979

**TWENTIETH ANNIVERSARY** – The Cowboys celebrated their 20th anniversary season at halftime of the St. Louis Cardinals game at Texas Stadium on Oct. 21. Stars from each of those 20 seasons plus Coach Tom Landry were introduced during the halftime ceremonies.

**FOURTH STRAIGHT NFC EAST TITLE** – The Cowboys won their final three regular season games to finish with an 11-5 record, their 11th division championship, including the past four NFC East titles, and 14th consecutive winning season. The Cowboys made their 13th trip to the playoffs in those 14 years, but were eliminated by Los Angeles 21-19 in a divisional playoff at Texas Stadium.

## 1980

**STAUBACH RETIRES** – At a press conference at Texas Stadium on March 31, quarterback Roger Staubach announced his retirement after 11 record-breaking years with the Cowboys. Staubach held all major Cowboys' passing records and was the all-time leading NFL passer.

**LILLY ENTERS HALL OF FAME** – Bob Lilly, a seven-time All-Pro defensive tackle in his 14-year career with the Cowboys from 1961-74, became the first Cowboys' player to be inducted into the Pro Football Hall of Fame. Enshrined along with Lilly on Aug. 2 at Canton, Ohio, were Herb Adderley, who played for the Cowboys from 1970-71, Jim Otto and Deacon Jones.

**FIFTEEN STRAIGHT WINNING SEASONS** – Behind new starting quarterback Danny White, the Cowboys rolled to their 15th consecutive winning season with a surprising 12-4 record, tied for best in the league with Philadelphia and Atlanta. The Cowboys lost the NFC East title to Philadelphia on a tie-breaker, but entered the playoffs for the 14th time in 15 years, this time as a wild card team. The Cowboys beat Los Angeles 34-13 at Texas Stadium in the NFC Wild Card Game and rallied past the Falcons at Atlanta 30-27 to advance to the NFC Championship Game at Philadelphia. But the Cowboys lost 20-7 in their bid for a sixth Super Bowl appearance.

**LANDRY'S 200th VICTORY** – Tom Landry joined George Halas and Curly Lambeau as the only coaches with 200 NFL victories when the Cowboys beat Los Angeles 34-13 on Dec. 28 at Texas Stadium in the NFC Wild Card Game, raising Landry's record to 200-119-6, counting regular season and playoff games.





## HISTORY

### 1981

**RENFRO HONORED** – Former All-Pro defensive back Mel Renfro, the Cowboys' all-time leading pass interceptor, became the fifth member of the Cowboys' Ring of Honor. Renfro, who played for Dallas from 1964 through 1977, was honored during halftime ceremonies of the Cowboys-Miami Dolphins game at Texas Stadium on Oct. 25.

**TWELFTH DIVISION CHAMPIONSHIP** – The Cowboys regained the NFC Eastern Division Championship, their 12th division title since 1966, with a 12-4 record and tied Oakland's NFL mark of 16 consecutive winning seasons. Entering the playoffs for the 15th time in that span, the Cowboys advanced to the NFC Championship Game for the ninth time in 12 years by routing Tampa Bay 38-0 at Texas Stadium. But for the second year in a row Dallas lost the conference title game. San Francisco scored a last-minute touchdown at Candlestick Park to edge the Cowboys 28-27 for a berth in Super Bowl XVI.

### 1982

**200TH REGULAR-SEASON VICTORY** – The Cowboys beat Washington 24-10 at RFK Stadium on Dec. 5 for the club's and Coach Tom Landry's 200th regular season victory.

**SEVENTEEN STRAIGHT WINNING SEASONS** – The Cowboys finished the strike-shortened regular season 6-3 to establish an NFL record of 17 consecutive winning seasons. Entering the playoffs for a record-tying eighth straight year and for the 16th time in 17 years, the Cowboys beat Tampa Bay 30-17 and Green Bay 37-26, both at Texas Stadium, to advance to the NFC Championship Game for the third year in a row. But again the Cowboys come up short, losing 31-17 at Washington.

### 1983

**STAUBACH HONORED** – Former quarterback Roger Staubach, who led the Cowboys to four Super Bowls, became the sixth member of the Ring of Honor during halftime ceremonies of the Cowboys-Tampa Bay game on Oct. 9.

**NEW HEADQUARTERS** – Ground was broken on Nov. 29 for the Cowboys' new headquarters and training facility at The Valley Ranch in northwest Dallas County.

**EIGHTEEN STRAIGHT WINNING SEASONS** – The Cowboys extended their NFL record to 18 consecutive winning seasons with a 12-4 finish. The club also set a league record with its ninth straight playoff appearance, qualifying as a wild card entry. The L.A. Rams eliminated Dallas from the playoffs, however, with a 24-17 upset victory at Texas Stadium in the NFC Wild Card Game on Dec. 26.

### 1984

**SILVER SEASON** – The Cowboys kicked off their 25th anniversary with a news conference at Texas Stadium on Jan. 27. President Tex Schramm announced the Cowboys would celebrate their 25th anniversary during 1984 under the theme "Silver Season."

**OWNERSHIP CHANGES HANDS** – The sale of the Cowboys from the Murchison family to an 11-member limited partnership headed by Dallas businessman H.R. "Bum" Bright was approved by NFL owners on March 19 at the league's annual meeting in Honolulu. The sale was completed on May 18.

**NINETEEN STRAIGHT WINNING SEASONS** – The Cowboys defeated the Eagles 26-10 in Philadelphia to extend their NFL record to 19 consecutive winning seasons. The Cowboys finished 9-7 and missed the playoffs for the first time in 10 years and only the second time in 19 years.

### 1985

**STAUBACH ENTERS HALL OF FAME** – Roger Staubach, the master of the comeback victory during his 11-year career as a Cowboys quarterback, was inducted into the Pro Football Hall of Fame in his first year of eligibility. Enshrined with Staubach on Aug. 3 at Canton, Ohio, were Pete Rozelle, Joe Namath, O.J. Simpson and Frank Gatski. Staubach joined Bob Lilly as the only players who spent their entire career with the Cowboys to be elected to the Hall of Fame.

**TEXAS STADIUM IMPROVEMENTS** – Texas Stadium unveiled a new look when the Cowboys opened their preseason schedule against Green Bay on Aug. 10. The stadium became the first to have two DiamondVision color scoreboards, and the addition of 118 Crown Suites gave Texas Stadium more private suites, 296, than any stadium in the nation.

**COWBOYS RANCH OPENS** – Cowboys players and coaches reported on Aug. 27 to the team's new headquarters and training facility at Cowboys Center in Valley Ranch.



**DORSETT PASSES 10,000 YARDS** – On a 19-yard sweep around left end, Tony Dorsett, became the sixth player in NFL history to rush for 10,000 yards. Dorsett's feat highlighted a 27-13 victory over Pittsburgh at Texas Stadium on Oct. 13.

**THIRTEENTH DIVISION CHAMPIONSHIP** – The Cowboys edged the New York Giants 28-21 on Dec. 15 at Texas Stadium to capture the NFC Eastern Division championship for the first time since 1981. Picked in most season previews to finish third or fourth in the division, the Cowboys rallied for their NFL record 20th consecutive winning season, a 13th division title in 20 years and a playoff berth for the 18th time in that span. But in their NFL record 36th playoff game appearance, the Cowboys fell 20-0 to the Los Angeles Rams in Anaheim Stadium on Jan. 4.

## 1986

**COWBOYS GO TO LONDON** – The Cowboys began preparations for their first trip to a foreign country when the NFL announced on March 12 that the Cowboys would play the Super Bowl champion Chicago Bears in a preseason game at London's Wembley Stadium on Aug. 3.

**100TH WIN AT TEXAS STADIUM** – Dallas defeated St. Louis 37-6 for the club's 100th victory at Texas Stadium. Since the facility opened in 1971 the Cowboys have compiled a 100-25 (.800) record.

**STREAK BROKEN** – The Cowboys' streak of 20 consecutive winning seasons from 1966 through 1985, third longest in professional sports history, came to an end when the club finished with a 7-9 record after losing seven of its last eight games. Only baseball's New York Yankees (39 straight winning seasons, 1926-64) and hockey's Montreal Canadiens (32 from 1951-52 through 1982-83) surpassed the Cowboys' accomplishments.

## 1987

**FOUNDER DIES** – Cowboys founder Clint Murchison, Jr., died March 30 after a long illness. Murchison, 63, who owned the club until 1984, acquired the expansion Dallas franchise in the NFL in 1960. He hired Tex Schramm as general manager, gave Tom Landry a 10-year contract when his coaching career was in doubt in 1964 and was instrumental in the building of Texas Stadium.

**DORSETT GETS 12,000 YARDS** – Tony Dorsett became the fourth rusher in NFL history to gain more than 12,000 yards when he registered 52 yards against the Rams on Dec. 21 for a career total of 12,036. The only runners ahead of Dorsett were Walter Payton, Jim Brown and Franco Harris.

## 1988

**LANDRY TIES LAMBEAU** – Dallas opened the 1988 season against Pittsburgh on Sept. 12 and Tom Landry tied an NFL record held by Curly Lambeau by coaching in his 29th consecutive season with the same team. Lambeau led the Green Bay Packers from 1921-49.

## 1989

**JONES ACQUIRES COWBOYS, NAMED JOHNSON COACH** – Jerry Jones reached an agreement to purchase the Cowboys from Bum Bright on Feb. 25 and announced that University of Miami Coach Jimmy Johnson would replace Tom Landry.

**SALE APPROVED, SCHRAMM RESIGNS** – The sale of the Cowboys to Jerry Jones was unanimously approved by NFL owners on April 18 at a special meeting in New York. At the same meeting, Tex Schramm was named president of the new World League of American Football. He announced his resignation as president and general manager of the Cowboys after 29 years with the club.

**AIKMAN SIGNED** – The Cowboys, holding the No. 1 pick in the NFL Draft for only the second time in their history, announced the signing of quarterback Troy Aikman to a six-year contract on April 20.

**WALKER TRADED** – Herschel Walker is traded to Minnesota on Oct. 12 for five players, six conditional draft choices and a 1992 first round draft choice. Among the players who actually came to Dallas as a result of the trade include Emmitt Smith, Russell Maryland, Kevin Smith and Darren Woodson.

**JORDAN HONORED** – Former All-Pro linebacker Lee Roy Jordan, a Cowboy from 1963-76, became the seventh member of the Ring of Honor. Jordan was honored during ceremonies at halftime of the Phoenix Cardinals game on Oct. 29.



## 1990

**AUSTIN TRAINING CAMP** – Beginning on July 18, nearly 100,000 fans visit the Cowboys' first ever in-state training camp at St. Edward's University in Austin, Tex.

**LANDRY ENTERS HALL OF FAME** – Tom Landry, who led the Cowboys to five Super Bowls and 20 consecutive winning seasons as the Cowboys head coach from 1960-88, was inducted into the Pro Football Hall of Fame in his first year of eligibility. Enshrined on Aug. 4 at Canton, Ohio, Landry joined former Dallas players Bob Lilly and Roger Staubach as the only Hall of Fame members who built their achievements with the Cowboys.

**SMITH ROOKIE OF THE YEAR, JOHNSON COACH OF THE YEAR** – Following a dramatic turn-around season where the team posted a 7-9 record and missed the playoffs by one game, Jimmy Johnson was named the NFL Coach of the Year by the Associated Press. Running back Emmitt Smith, who led all NFL rookie running backs in rushing yardage and touchdowns, was named the A.P.'s NFC Offensive Rookie of the Year.

## 1991

**RECORD DRAFT HAUL INCLUDES MARYLAND AS NO. 1 OVERALL PICK** – After a pre-draft trade with the New England Patriots, the Cowboys used the No. 1 overall selection in the NFL Draft for only the third time in franchise history. Dallas chose Outland Trophy winner Russell Maryland (DT) with the top pick. The Cowboys went on to acquire 16 more choices, setting a club record for most selections in a 12-round draft with 17 overall.

**SCHRAMM ENTERS HALL OF FAME** – One of the NFL's true innovators, and the guiding force behind the development of America's Team, Tex Schramm was inducted into the Pro Football Hall of Fame on July 27, 1991. Schramm, who served as the President and General Manager of the Dallas Cowboys from the team's inception in 1960 until his retirement in 1989, joined Staubach, Lilly and Landry with his enshrinement in Canton, Ohio.

**RETURN TO THE PLAYOFFS** – After winning the final five games of the season, Dallas finished with an 11-5 record – the team's best mark since the 1983 season. The initial spark to the winning streak was a 24-21 win over the eventual World Champion Washington Redskins on Nov. 24. The win, at Washington's RFK Stadium, ended the Redskins' bid for a perfect regular season after 11 straight wins. Dallas finished second in the NFC East and qualified as the NFC's No. 2 Wild Card Playoff entry, marking the club's first postseason trip since 1985. Dallas traveled to Chicago and defeated the Bears 17-13 in the opening round Wild Card Game before dropping a 38-6 decision at Detroit the following week.

**SMITH AND IRVIN LEAD NFL** – Emmitt Smith and Michael Irvin became the first two players from the same team to lead the NFL in rushing yardage and receiving yardage in the same season. Smith had 1,563 yards rushing, while Irvin set single-season club records for receptions (93) and receiving yardage (1,523). Both players were named to the NFC Pro Bowl squad along with tight end Jay Novacek and quarterback Troy Aikman. The Cowboys sent four offensive players to the Pro Bowl for the first time since 1979, and Irvin was named the MVP of the Pro Bowl Game.

## 1992

**JONES NAMED TO COMPETITION COMMITTEE** – On May 1, Jerry Jones, was appointed to the NFL's Competition Committee by Commissioner Paul Tagliabue. Jones became the first owner to serve on the prestigious committee since the death of Cincinnati's Paul Brown.

**FOURTEENTH DIVISION CHAMPIONSHIP** – Before a national television audience on ABC's Monday Night Football, the Cowboys defeated the Atlanta Falcons (41-17) at the Georgia Dome to claim the NFC Eastern Division Championship. The victory marked the Cowboys' first divisional title since 1985.

**RECORD NUMBER OF OFFENSIVE PRO BOWL SELECTIONS** – Six players from the Cowboys offense were selected to play in the Pro Bowl: RB Emmitt Smith, TE Jay Novacek, QB Troy Aikman, WR Michael Irvin, G Nate Newton and C Mark Stepnoski. The six players establish a Dallas Cowboys' record for most offensive players selected to the Pro Bowl.

**CLUB RECORD FOR VICTORIES/SMITH EARNS SECOND RUSHING TITLE** – On Dec. 27, Dallas defeated Chicago by a 17-14 score at Texas Stadium. The victory was the 13th of the year for Dallas, establishing a new club record for victories in a season. Emmitt Smith finished the season with 1,713 rushing yards, enabling Smith to become the first player to win back-to-back NFL rushing titles since Eric Dickerson (1983-84).

**ROAD ATTENDANCE RECORD SET** – The Cowboys set a new team record for road attendance by averaging 72,523 fans-per-road game in 1992. The team also played before a sold-out stadium in all 16 regular season games for the first time since the 1981 season.





**SIXTH NFC TITLE** – On January 17, 1993, the Cowboys defeated the San Francisco 49ers by a 30-20 score at Candlestick Park. The victory sends Dallas to Super Bowl XXVII in Pasadena, marking the Cowboys first NFC title, and Super Bowl trip, since 1978.

**THIRD WORLD CHAMPIONSHIP** – While making an NFL record sixth Super Bowl appearance, the Cowboys defeated Buffalo 52-17 in Super Bowl XXVII at the Rose Bowl in Pasadena on Jan. 31, 1993. The victory enabled the Cowboys to become the only franchise in NFL history to win more than one Super Bowl under two different ownerships. The Super Bowl crowd of 98,374 was the largest crowd to ever witness a Dallas Cowboys game. The game was also witnessed by 133.4 million television viewers, making Super Bowl XXVII the most watched event in television history.

## 1993

**WHITE HOUSE VISIT** – The Super Bowl Champion Dallas Cowboys became the first athletic team to visit the White House under the Clinton administration. The Cowboys team visit to the White House was the first in club history. (March 5).

**LANDRY HONORED** – Former Head Coach Tom Landry, who led Dallas to two Super Bowl wins and five NFL titles in his 29 years at the Cowboys helm, became the eighth member of the Ring of Honor during halftime ceremonies of the Cowboys-New York Giants game on Nov. 7.

**RECORD NUMBER OF PRO BOWL SELECTIONS** – An NFC-record 11 Dallas players were selected to the Pro Bowl, including a club-record eight offensive selections (seven Pro Bowl starters).

**FIFTEENTH DIVISION CHAMPIONSHIP** – In the final game of the regular season, the Cowboys defeat the New York Giants 16-13 in overtime at Giants Stadium to claim their 15th division crown and their second consecutive NFC East title (Jan. 2).

**SMITH EARNS THIRD RUSHING TITLE** – Emmitt Smith finishes the season with 1,486 yards to earn his third straight NFL rushing crown. He becomes just the fourth man in NFL history to win three consecutive rushing titles.

**SEVENTH NFC TITLE** – Dallas defeats San Francisco 38-21 in the NFC Championship Game at Texas Stadium. The victory gives the Cowboys an NFL-record seventh conference championship in the first conference title game to be played at Texas Stadium since Jan. 1, 1978 (a 23-6 win over Minnesota).

**FOURTH WORLD CHAMPIONSHIP** – Dallas becomes one of just three NFL teams to win four Super Bowls by defeating Buffalo (30-13) in Super Bowl XXVIII. The game, played at the Georgia Dome in Atlanta, featured two rushing touchdowns by Super Bowl MVP Emmitt Smith. Dallas raised its NFL record number of Super Bowl appearances to seven (one fourth of all the Super Bowl games played).

## 1994

**SWITZER NAMED HEAD COACH** – Barry Switzer is named the new head coach of the Dallas Cowboys – and the third head coach in team history – on March 30. Switzer replaces Jimmy Johnson, who stepped down as the Cowboys' head coach the previous day.

**DORSETT AND WHITE ENTER HALL OF FAME** – Tony Dorsett, the Cowboys all-time leading rusher in his 11-year career with the Cowboys from 1977-87, and Randy White, a nine-time Pro Bowl defensive tackle in his 14-year career with the Cowboys from 1975-78, are both inducted into the Pro Football Hall of Fame in their first year of eligibility. Enshrined on July 30 at Canton, Ohio, both men join former Dallas players Bob Lilly and Roger Staubach as well as Tom Landry and Tex Schramm in the Hall of Fame.

**NFL RECORD CROWD IN MEXICO CITY** – The Cowboys travel to Mexico City to play the Houston Oilers in a preseason game in front of 112,376 fans, the largest crowd to ever witness an NFL game (Aug. 15).

**DORSETT AND WHITE HONORED** – Former All-Pro, running back Tony Dorsett and defensive tackle Randy White, became the ninth and tenth members of the Ring of Honor. They were honored during ceremonies at halftime of the Arizona Cardinals game on Oct. 9.

**SIXTEENTH DIVISION CHAMPIONSHIP** – The Cowboys clinched the NFC Eastern Division Crown in the first week of December with a 31-19 victory over the Eagles in Philadelphia (Dec. 4).

**RECORD NUMBER OF PRO BOWL SELECTIONS – AGAIN** – For the second straight year, the Cowboys send 11 players to the Pro Bowl, tying the NFC record that Dallas established in 1993.

**NFL RECORD FOR TITLE GAME APPEARANCES** – While making an NFL record 13th NFC Championship Game appearance, the Cowboys become the only team in NFL history to advance to at least two championship games in every decade of the team's existence. Dallas fell short of its third straight Super Bowl with a 38-28 loss to the San Francisco 49ers at Candlestick Park on Jan. 15, 1995.

## 1995

**SEVENTEENTH DIVISION CHAMPIONSHIP** – On Dec. 24, Dallas wrapped up its fourth straight NFC Eastern Division title – a feat that no other NFC East team has accomplished other than the Cowboys teams from 1976 to 1979.

**SMITH WINS FOURTH RUSHING CROWN** – Emmitt Smith closes the season with a team-record 1,773 rushing yards and an NFL record 25 touchdowns. Smith led the NFL in rushing for the fourth time in five years, becoming just the fifth player in NFL history to win at least four rushing titles.

**TEN PRO BOWLERS SELECTED** – Ten Cowboys are selected to the NFC Pro Bowl squad. Since 1993, Dallas has earned 32 Pro Bowl selections – the most ever by one team over a three year period of time.

**EIGHTH NFC TITLE** – The Cowboys win an NFL record eighth conference championship game by defeating the Green Bay Packers 38-27 at Texas Stadium on Jan. 14, 1996. The victory marked the Cowboys third NFC title in four years.

**THREE SUPER BOWL TITLES IN FOUR YEARS** – Dallas becomes the first team in NFL history to win three Super Bowls in a four year period by defeating the Pittsburgh Steelers 27-17 in Super Bowl XXX at Sun Devil Stadium in Tempe, AZ. The game, played on Jan. 28, 1996, is witnessed by 138.4 million television viewers, making Super Bowl XXX the most watched event in television history. The victory enables Dallas to earn its fifth Super Bowl title – joining the San Francisco 49ers as the only NFL franchises to win five Super Bowls. The Cowboys have now appeared in an NFL record eight Super Bowls – three more than any other team.

## 1996

**SMITH PASSES 10,000 YARDS** – On a six-yard dash up the middle against Washington on Thanksgiving Day, Emmitt Smith became the 12th player in NFL history to rush for 10,000 yards. Smith's feat highlighted a 21-10 win over the Redskins at Texas Stadium on Nov. 28.

**NINE PRO BOWLERS SELECTED** – A NFL-high nine players are selected to the NFC Pro Bowl squad, the fourth straight year Dallas has led the NFL in Pro Bowl selections. Over the past four seasons, Dallas has sent 41 players to Hawaii, the most ever in the NFL in a four-year period. The next highest total was posted by the 1971-74 Miami Dolphins with 38.

**EIGHTEENTH DIVISION CHAMPIONSHIP** – On Dec. 15, Dallas wrapped up its fifth straight NFC Eastern Division title – a feat never before achieved in the NFC East – and the eighteenth division title in team history with a 12-6 win over New England at Texas Stadium. The Carolina Panthers eliminated the Cowboys from the playoffs in a divisional playoff loss at Carolina.

## 1997

**IRVIN TOPS 10,000 YARDS** – On a 14-yard touchdown reception at Washington on Oct. 13, Michael Irvin became the 14th player in NFL history to record over 10,000 yards receiving.

**PLAYOFF STREAK SNAPPED** – The Cowboys close the 1997 season with a 6-10 record, marking the team's first non-playoff season since 1990.

## 1998

**GAILEY NAMED HEAD COACH** – Jerry Jones named Chan Gailey as the fourth head coach in the history of the Dallas Cowboys franchise on Feb. 12. Gailey, who had previously served as the Pittsburgh Steelers offensive coordinator, replaced Barry Switzer, who resigned from his position on January 9th.

**TRAINING CAMP OPENS IN WICHITA FALLS** – The Cowboys open training camp at Midwestern State University in Wichita Falls, Texas on July 15. Attendance figures for the four-week camp exceed 100,000.

**SANDERS SETS RETURN MARK** – On Sept. 21, Deion Sanders returned a punt 59 yards for a touchdown in the first half at the New York Giants and then ran back an interception 71 yards for a score in the fourth quarter. It was the first time in club history that one player had scored two touchdowns on returns of any kind in the same game.

**SMITH BECOMES CLUB'S ALL-TIME RUSHER** – With 163 yards on 29 carries in a 16-6 win over the New York Giants on Nov. 8, Emmitt Smith becomes the Dallas Cowboys all-time leading rusher. Smith's performance pushes him past Tony Dorsett (12,036) and into the Cowboys top spot.



**NINETEENTH DIVISION CHAMPIONSHIP** – After a one-year absence from postseason play, the Cowboys clinch their sixth NFC Eastern Division title in the last seven years with a 13-9 win over Philadelphia at Texas Stadium on Dec. 20. The 1998 division crown is the 19th division championship (15th NFC East title) in the club's 39-year history.

**SMITH BECOMES NFL'S ALL-TIME RUSHING TOUCHDOWN LEADER** – After scoring a first-half touchdown on a one-yard run against the Redskins at Texas Stadium, Emmitt Smith becomes the NFL's all-time leader in rushing touchdowns, moving ahead of Marcus Allen (123). Smith later added a 26-yard TD run to bring his record total to 125 rushing touchdowns by season's end.

**COWBOYS POST 10 WINS AND SWEEP NFC EAST** – The Cowboys closed the year with a 23-7 victory over Washington and a 10-6 record, marking the 23rd season in which Dallas recorded at least 10 wins – a NFL record. The win over the Redskins also enabled Dallas to become the first team in the history of the NFC East to post an 8-0 record in division play.

**COWBOYS EXTEND NFL-RECORD WITH 25TH PLAYOFF APPEARANCE** – The Cowboys extended their NFL record for postseason appearances to 25 with a 20-7 loss to Arizona in a NFC Wild Card Playoff Game at Texas Stadium on Jan. 2, 1999.

## 1999

**COWBOYS COMEBACK** – The Cowboys overcome a 21 point fourth quarter deficit and pull out an overtime win over the Washington Redskins in the season opener on Sept. 12. After the team scored 21 points in the fourth quarter to tie the game – tying the largest deficit overcome to win a game – Troy Aikman connected with Raghieb Ismail on a 76-yard bomb in overtime to provide the final margin of victory.

**IRVIN RECORDS FINAL CATCH** – On Oct. 10 at Veterans Stadium in Philadelphia, wide receiver Michael Irvin went across the middle and hauled in an eight-yard reception for the 750th catch of his career. The catch would be the last of his career as he suffered neck and back injuries on the play and was never able to return to the playing field. Irvin finished his career tied for 10th on the NFL's all-time reception list and was ninth all-time in receiving yards.

**SELLOUT STREAK ENDS** – The Dallas Cowboys NFL-record of consecutive games in front of sold out stadiums comes to an end on Dec. 24, 1999 in a Christmas Eve game against the New Orleans Saints in the Louisiana Superdome. The streak, which included home and away games, came to a halt after 160 games. It began on December 23, 1990 at Philadelphia's Veterans Stadium and included 79 straight sell-outs at Texas Stadium (including playoffs) and 81 straight sell-outs on the road (including playoffs).

**AIKMAN NFL'S WINNINGEST QUARTERBACK** – With eight wins in 1999, Troy Aikman became the winningest starting quarterback of any decade in NFL history with 90 wins in the 1990s. He broke the mark of 86 wins set by Joe Montana in the 1980s.

**TEAM OF THE 90'S** – The Cowboys close the century as the NFL's most successful team in the decade of the 1990s. From 1990 to 1999, Dallas qualified for the playoffs eight times, won six division titles, made four trips to the conference championship game and won three Super Bowls.

**SMITH BECOMES NFL'S ALL-TIME LEADING POSTSEASON RUSHER** – Emmitt Smith ran for 99 yards in a 27-10 loss at Minnesota in an NFC Wild Card Playoff Game on Jan. 9, 1999. The total gave Smith the NFL record with 1,586 career postseason rushing yards, moving him past Franco Harris (1,556).

## 2000

**CAMPO NAMED HEAD COACH** – Jerry Jones named Cowboys defensive coordinator Dave Campo as the fifth head coach in franchise history on Jan. 26. Campo spent the previous 11 seasons as an assistant coach in Dallas and was the defensive coordinator for the 1995 team that won Super Bowl XXX. He replaced Chan Gailey, who was fired on Jan. 11.

**TOM LANDRY DIES** – After a long battle with leukemia, Tom Landry died on Feb. 12 at the age of 75.

**SMITH ECLIPSES 15,000 YARDS** – With 150 yards rushing against Washington on Dec. 10, running back Emmitt Smith became just the third player in NFL history to rush for over 15,000 career yards, joining Walter Payton and Barry Sanders. Smith's effort also pushed him past the 1,000-yard mark for the season, marking the 10th consecutive season he has done so. Barry Sanders is the only other player to have accomplished this feat.





2001

**AIKMAN RETIRES** – At a press conference at Texas Stadium on April 9, quarterback Troy Aikman announced his retirement after 12 seasons with the Cowboys. Aikman departed holding or tied for 47 separate club passing records.

2002

**SMITH BECOMES NFL'S ALL-TIME LEADING RUSHER** – On second-and-seven from the Dallas 30-yard line with 9:28 remaining in the fourth quarter against Seattle at Texas Stadium on Oct. 27, Emmitt Smith burst up the middle on an 11-yard run to become the NFL's all-time leading rusher. With that carry, he moved past Walter Payton's mark of 16,726 career rushing yards. Smith finished the day with 109 yards on 24 carries. By season's end, he had extended the record to 17,162 career rushing yards.

2003

**PARCELLS BECOMES SIXTH COACH IN CLUB HISTORY** – On Jan. 2, Bill Parcells was named the sixth head coach in club history, replacing Dave Campo who was fired on December 30. In 15 seasons as a head coach with the New York Giants, the New England Patriots and the New York Jets, Parcells has posted a 149-106-1 record, including victories in Super Bowls XXI and XXV with the Giants and an appearance in Super Bowl XXXI with the Patriots. His 149 career wins place him 13th in NFL history.

**EMMITT SMITH RELEASED** – On Feb. 27, Emmitt Smith was released after 13 seasons with the club. He departs as the NFL's all-time leading rusher and holds or is tied for 62 club records. On March 27, Smith signed a two-year contract with the Arizona Cardinals.

**TEX SCHRAMM TO BE NEWEST RING OF HONOR INDUCTEE** – At a press conference at Texas Stadium on April 16, Jerry Jones announced that Tex Schramm will become the 12th member of the club's Ring of Honor. The first president and general manager of the club, Schramm was a driving force in turning a 1960 expansion team into one of the most popular and successful sports franchises in the world.

**Consecutive Winning Seasons**

**LONGEST WINNING STREAKS OF ALL-TIME**

- 1. New York Yankees (1926-1964) .....39
- 2. Montreal Canadiens (1951/52-1982/83).....32
- 3. Boston Bruins (1967/68-1995/96) .....29
- 4. DALLAS COWBOYS (1966-1985) .....20
- 5. Baltimore Orioles (1968-1985) .....18  
Utah Jazz (1985/86-current).....18
- 7. Chicago White Sox (1951-1967) .....17
- 8. Chicago Black Hawks (1960/61-1975/76) .....16  
Los Angeles Raiders (1965-1980) .....16  
Boston Red Sox (1967-1982).....16  
Philadelphia Flyers (1972/73-1987/88) .....16  
Los Angeles Lakers (1976/77-1991/92) .....16  
San Francisco 49ers (1983-1998) .....16



## Cowboys Attendance Records

The Cowboys played in the Cotton Bowl (capacity 72,132 in 1970) from 1960 until Texas Stadium was opened on Oct. 24, 1971 against New England. In 1985 seats were removed from Texas Stadium to make room for 118 Crown Suites.

## TOTAL ATTENDANCE

Year	Home		Percent Change	Road		Pre-Season Games (No.)		Post-Season Games (No.)		Grand Total
	Games (No.)	Avg.		Games (No.)	Avg.	Games (No.)	Avg.	Games (No.)	Avg.	
1960	128,500 (6)	21,417	—	214,820 (6)	35,803	120,284 (6)	20,047	—	463,604	
1961	172,000 (7)	24,571	+33.9%	251,443 (7)	35,920	238,186 (5)	47,637	65,569 (1)	521,027	
1962	152,446 (7)	21,778	-11.4%	278,807 (7)	39,829	178,683 (5)	—	—	609,936	
1963	188,727 (7)	26,961	+23.8%	280,062 (7)	40,009	214,290 (5)	—	—	683,079	
1964	268,661 (7)	38,380	+42.3%	356,339 (7)	50,906	207,751 (5)	—	—	832,751	
1965	388,912 (7)	55,559	+44.8%	366,390 (7)	52,341	199,395 (5)	65,569 (1)	—	1,020,266	
1966	473,373 (7)	67,625	+21.7%	408,899 (7)	58,414	238,186 (5)	75,504 (1)	—	1,195,952	
1967	460,476 (7)	65,782	-2.7%	402,843 (7)	57,548	278,511 (5)	121,647 (2)	—	1,263,477	
1968	470,110 (7)	67,158	+2.1%	401,626 (7)	57,375	300,909 (6)	104,458 (2)	—	1,277,103	
1969	443,352 (7)	63,336	-5.7%	434,477 (7)	62,068	384,095 (6)	100,472 (2)	—	1,362,396	
1970	411,531 (7)	58,790	-7.2%	398,377 (7)	56,911	347,327 (6)	212,847 (3)	—	1,370,082	
1971	466,220 (7)	66,603	+13.3%	416,043 (7)	59,433	375,250 (6)	195,716 (3)	—	1,454,229	
1972	446,990 (7)	63,856	-4.1%	391,852 (7)	55,979	474,273 (7)	114,343 (2)	—	1,427,458	
1973	433,030 (7)	61,861	-3.1%	423,177 (7)	60,454	355,994 (6)	128,815 (2)	—	1,341,016	
1974	373,435 (7)	53,348	-13.8%	378,233 (7)	54,033	284,620 (6)	—	—	1,036,288	
1975	402,294 (7)	57,471	+7.7%	404,073 (7)	57,725	273,567 (6)	211,095 (3)	—	1,291,029	
1976	412,698 (7)	58,957	+2.6%	414,867 (7)	59,267	320,564 (6)	62,436 (1)	—	1,120,565	
1977	432,885 (7)	61,840	+5.0%	398,486 (7)	56,926	329,549 (6)	201,288 (3)	—	1,362,208	
1978	498,865 (8)	62,358	+9.9%	484,905 (8)	60,613	260,344 (4)	206,464 (3)	—	1,450,578	
1979	508,965 (8)	63,621	+0.2%	488,432 (8)	61,054	268,989 (5)	64,792 (1)	—	1,331,178	
1980	477,378 (8)	59,672	-6.2%	492,828 (8)	61,604	244,612 (4)	195,251 (3)	—	1,410,069	
1981	511,541 (8)	63,943	+7.2%	502,392 (8)	62,800	243,849 (4)	125,373 (2)	—	1,383,155	
1982	269,981 (5)	53,996	-15.6%	217,153 (4)	54,288	208,057 (4)	184,059 (3)	—	879,250	
1983	505,793 (8)	63,224	+17.1%	481,230 (8)	60,154	217,621 (4)	43,521 (1)	—	1,248,165	
1984	479,733 (8)	59,967	-5.2%	523,951 (8)	65,494	203,646 (4)	—	—	1,227,330	
1985	478,958 (8)	59,870	-0.2%	489,913 (8)	61,239	193,795 (4)	66,351 (1)	—	1,209,017	
1986	469,806 (8)	58,726	-1.9%	518,627 (8)	64,828	299,134 (5)	—	—	1,287,567	
1987	344,406 (7)	49,201	-16.2%	416,141 (8)	52,018	199,327 (4)	—	—	959,874	
1988	393,129 (8)	49,141	-0.1%	528,529 (8)	66,066	177,090 (4)	—	—	1,098,738	
1989	418,346 (8)	52,293	+6.4%	490,586 (8)	61,323	215,219 (4)	—	—	1,124,151	
1990	475,432 (8)	59,429	+13.7%	483,944 (8)	60,493	173,716 (4)	—	—	1,133,092	
1991	501,901 (8)	62,738	+5.6%	537,101 (8)	67,138	219,022 (4)	140,884 (2)	—	1,398,908	
1992	506,758 (8)	63,345	+1.0%	580,181 (8)	72,523	284,898 (5)	227,015 (3)	—	1,598,852	
1993	510,068 (8)	63,759	+0.7%	533,380 (8)	66,673	283,409 (5)	202,509 (3)	—	1,529,366	
1994	516,628 (8)	64,579	+1.3%	512,896 (8)	64,112	354,574 (5)	133,870 (2)	—	1,517,968	
1995	518,167 (8)	64,771	+0.3%	518,468 (8)	64,808	305,545 (5)	205,853 (3)	—	1,548,033	
1996	513,794 (8)	64,224	-0.8%	556,875 (8)	69,609	264,937 (5)	137,490 (2)	—	1,473,096	
1997	511,767 (8)	63,971	-0.4%	541,187 (8)	67,648	240,871 (4)	—	—	1,293,825	
1998	510,438 (8)	63,805	-0.3%	564,224 (8)	70,528	354,816 (5)	62,969 (1)	—	1,492,447	
1999	513,295 (8)	64,162	+0.6%	523,375 (8)	65,422	232,646 (5)	64,056 (1)	—	1,333,372	
2000	504,360 (8)	63,045	-1.7%	571,110 (8)	71,389	289,340 (5)	—	—	1,364,810	
2001	505,501 (8)	63,187	+0.1%	550,712 (8)	68,839	261,647 (5)	—	—	1,317,860	
2002	504,717 (8)	63,089	-0.1%	542,694 (8)	67,837	246,211 (4)	—	—	1,293,622	
Total	18,475,367(321)	57,555	—	19,271,638(321)	59,744	11,224,137(213)	3,655,647(53)	—	52,626,789	

## LARGEST CROWDS

## HOME

## Regular Season

80,259 vs. Cleveland, Nov. 24, 1966

79,965 vs. St. Louis, Dec. 4, 1966

\*66,689 vs. N.Y. Jets, Dec. 4, 1971

†65,180 vs. San Francisco, Nov. 12, 1995

## Postseason

75,504 vs. Green Bay, Jan. 1, 1967

\*66,311 vs. San Francisco, Jan. 2, 1972

†65,135 vs. Green Bay, Jan. 14, 1996

## Preseason

78,807 vs. Green Bay, Aug. 28, 1967

\*65,405 vs. Houston, Aug. 5, 1972

†63,923 vs. Denver, Aug. 21, 1994

\*Texas Stadium record

†Texas Stadium record after 1985 improvements

## AWAY

## Regular Season

91,505 @ L.A. Raiders, Oct. 25, 1992

85,112 @ Washington, Dec. 2, 2001

84,850 @ Cleveland, Nov. 2, 1969

## Postseason

84,483 @ L.A. Rams, Jan. 4, 1976

## Preseason

87,381 @ L.A. Rams, Aug. 8, 1969

## NEUTRAL

## Postseason

98,374 vs. Buffalo @ Pasadena, Jan. 31, 1993

## Preseason

112,376 vs. Houston @ Mexico City, Aug. 15, 1994

106,424 vs. N. Eng. @ Mexico City, Aug. 17, 1998

## SMALLEST CROWDS

## HOME

†10,000 vs. San Francisco, Nov. 20, 1960

12,692 vs. Chicago, Nov. 18, 1962

## AWAY

4,954 vs. Minnesota, Aug. 5, 1961 in Sioux Falls, S.D.

12,370 @ N.Y. Jets, Oct. 4, 1987

†Estimated; no turnstiles in Cotton Bowl in 1960 and 1961

## SELLOUT STREAKS

**Longest home sellout streak** – 104 straight games (began 9/9/91 vs. Washington, still active) regular season and playoffs

**Last home non-sellout** (regular season and playoffs) – 12/16/90 vs. Phoenix (88 straight)

**Longest road sellout streak** – 81 straight games (began 12/23/90 @ Philadelphia, ended 12/24/99 @ New Orleans) regular season and playoffs

**Last road non-sellout** (regular season and playoffs) – 10/20/02 @ Arizona (4 straight)

**Longest sellout streak** (home and away – regular season and playoffs) – 160 straight games (began 12/16/90 vs. Phoenix, ended 12/24/99 @ New Orleans)

**Last non-sellout** (regular season and playoffs) – 10/20/02 @ Arizona (9 straight)





# Cowboys During the Week

The Dallas Cowboys have a tradition of showing up on the football schedule just about any day of the week. Besides the annual Thanksgiving Day games, the Cowboys have also played on Christmas Day. Besides Sundays, the Cowboys have shown up on Thursdays, Fridays, Saturdays and Mondays. When it comes to prime time, the Cowboys are also front and center on Sunday and Monday nights.

## Thanksgiving Day Games (22-12-1)

Since 1966, the Cowboys have been a fixture on Thanksgiving Day, having hosted the annual contest for 36 of the last 38 years. In 1975 and 1977, the St. Louis Cardinals played host to the game in place of Dallas. In 1978, the game returned to Dallas for good. The Cowboys have posted a 22-12 record in the holiday classic and a 23-12 mark the following week. Here are the Cowboys annual Thanksgiving Day results:

Date	Result	Win/Loss	TV
11/24/66	DALLAS 26, Cleveland 14	.....Win	CBS
11/23/67	DALLAS 46, St. Louis 21	.....Win	KRLD
11/28/68	DALLAS 29, Washington 20	.....Win	CBS
11/27/69	DALLAS 24, San Francisco 24	.....Tie	CBS
11/26/70	DALLAS 16, Green Bay 3	.....Win	CBS
11/25/71	DALLAS 28, Los Angeles 21	.....Win	CBS
11/23/72	San Francisco 31, DALLAS 10	.....Loss	CBS
11/22/73	Miami 14, DALLAS 7	.....Loss	CBS
11/28/74	DALLAS 24, Washington 23	.....Win	CBS
11/25/76	DALLAS 19, St. Louis 14	.....Win	CBS
11/23/78	DALLAS 37, Washington 10	.....Win	CBS
11/22/79	Houston 30, DALLAS 24	.....Loss	CBS
11/27/80	DALLAS 51, Seattle 7	.....Win	NBC
11/26/81	DALLAS 10, Chicago 9	.....Win	CBS
11/25/82	DALLAS 31, Cleveland 14	.....Win	NBC
11/24/83	DALLAS 35, St. Louis 17	.....Win	CBS
11/22/84	DALLAS 20, New England 17	.....Win	NBC
11/28/85	DALLAS 35, St. Louis 17	.....Win	CBS
11/27/86	Seattle 31, DALLAS 14	.....Loss	NBC
11/26/87	Minnesota 44, DALLAS 38	.....Loss	CBS
11/24/88	Houston 25, DALLAS 17	.....Loss	NBC
11/23/89	Philadelphia 27, DALLAS 0	.....Loss	CBS
11/22/90	DALLAS 27, Washington 17	.....Win	CBS
11/28/91	DALLAS 20, Pittsburgh 10	.....Win	NBC
11/26/92	DALLAS 30, N.Y. Giants 3	.....Win	CBS
11/25/93	Miami 16, DALLAS 14	.....Loss	NBC
11/24/94	DALLAS 42, Green Bay 31	.....Win	FOX
11/23/95	DALLAS 24, Kansas City 12	.....Win	NBC
11/28/96	DALLAS 21, Washington 10	.....Win	FOX
11/27/97	Tennessee 27, DALLAS 14	.....Loss	NBC
11/26/98	Minnesota 46, DALLAS 36	.....Loss	FOX
11/25/99	DALLAS 20, Miami 0	.....Win	CBS
11/23/00	Minnesota 27, DALLAS 15	.....Loss	FOX
11/22/01	Denver 26, DALLAS 24	.....Loss	CBS
11/28/02	DALLAS 27, Washington 20	.....Win	FOX

## Christmas Day Games (2-1)

The Cowboys have played three times on Christmas Day, twice in the regular season and once in the postseason. Here are the Cowboys Christmas day results:

Date	Result	Win/Loss	TV
12/25/71*	Dallas 20, MINNESOTA 12	.....Win	
12/25/95	Dallas 37, ARIZONA 13	.....Win	ABC
12/25/00	TENNESSEE 31, Dallas 0	.....Loss	ABC

\*postseason game

## Thursday Games (0-1)

Date	Result	Win/Loss	TV
10/26/78	Minnesota 21, DALLAS 10	.....Loss	ABC

## Friday Games (0-2)

Date	Result	Win/Loss	TV
10/30/60	Philadelphia 27, DALLAS 25	.....Loss	
12/24/99	NEW ORLEANS 31, Dallas 24	.....Loss	FOX

## Saturday Games (9-11)

Date	Result	Win/Loss	TV
10/24/60	Pittsburgh 35, DALLAS 28	.....Loss	
10/14/63	St. Louis 34, DALLAS 7	.....Loss	
10/12/64	St. Louis 16, DALLAS 6	.....Loss	
12/11/65	DALLAS 27, St. Louis 13	.....Win	
12/16/67	SAN FRANCISCO 24, Dallas 16	.....Loss	CBS
12/13/69	DALLAS 27, Baltimore 10	.....Win	CBS
12/12/70	CLEVELAND 6, Dallas 2	.....Loss	CBS
12/4/71	DALLAS 52, N.Y. Jets 10	.....Win	NBC
12/18/71	DALLAS 31, St. Louis 12	.....Win	
12/7/74	DALLAS 41, Cleveland 17	.....Win	NBC
12/14/74	OAKLAND 27, Dallas 23	.....Loss	ABC
12/13/75	DALLAS 31, Washington 10	.....Win	CBS
12/8/79	Dallas 24, PHILADELPHIA 17	.....Win	CBS
12/19/81	N.Y. GIANTS 13, Dallas 10 (OT)	.....Loss	CBS
12/16/89	N.Y. GIANTS 15, Dallas 0	.....Loss	CBS
10/31/93	Dallas 23, PHILADELPHIA 10	.....Win	CBS
12/18/93	DALLAS 28, N.Y. Jets 7	.....Win	CBS
12/10/94	Cleveland 19, DALLAS 14	.....Loss	NBC
12/24/94	N.Y. GIANTS 15, Dallas 10	.....Loss	FOX
12/21/02	Philadelphia 27, DALLAS 3	.....Loss	ESPN

## Sunday Night Games (10-10)

Date	Result	Win/Loss	TV
10/14/79	DALLAS 30, Los Angeles 6	.....Win	ABC
10/26/80	DALLAS 42, San Diego 31	.....Win	ABC
10/18/81	DALLAS 29, Los Angeles 17	.....Win	ABC
10/23/83	L.A. Raiders 40, DALLAS 38	.....Loss	ABC
10/21/84	DALLAS 30, New Orleans 27 (OT)	.....Win	ABC
10/6/85	Dallas 30, N.Y. GIANTS 29	.....Win	ABC
12/7/86	L.A. RAMS 29, Dallas 10	.....Loss	ABC
11/22/87	Miami 20, DALLAS 14	.....Loss	ESPN
11/13/88	Minnesota 43, DALLAS 3	.....Loss	ESPN
11/5/89	Dallas 13, Washington 3	.....Win	ESPN
11/11/90	San Francisco 24, DALLAS 6	.....Loss	ESPN
10/22/91	Dallas 17, PHOENIX 9	.....Win	TNT
10/19/93	Dallas 17, PHOENIX 10	.....Win	TNT
10/17/95	Dallas 23, MINNESOTA 17 (OT)	.....Win	TNT
10/7/97	ARIZONA 25, Dallas 22 (OT)	.....Loss	TNT
12/27/98	Dallas 23, WASHINGTON 7	.....Win	ESPN
12/5/99	NEW ENGLAND 13, Dallas 6	.....Loss	ESPN
10/10/00	ARIZONA 32, Dallas 31	.....Loss	ESPN
10/30/01	PHILADELPHIA 40, Dallas 18	.....Loss	ESPN
10/8/02	HOUSTON 19, Dallas 10	.....Loss	ESPN

## Monday Night Games (prior to the 1970 creation of ABC MNF) (1-2)

Date	Result	Win/Loss	TV
10/4/65	ST. LOUIS 20, Dallas 13	.....Loss	
10/28/68	Green Bay 28, DALLAS 17	.....Loss	CBS
10/27/69	DALLAS 25, New York 3	.....Win	CBS





**ABC Monday Night Football  
(35-26)**

The Cowboys will be making their 62nd appearance on ABC's Monday Night Football during the 2003 season. Only Miami, with 67 games entering this season, has appeared on the prime time telecast more. The Cowboys have posted a 35-26 record on Monday Night Football, including a 17-9 record at home and an 18-17 mark on the road. Here are the Cowboys ABC Monday Night Football results:

Date	Result	Win/Loss	Date	Result	Win/Loss
11/16/70	St. Louis 38, DALLAS 0	Loss	11/2/87	DALLAS 33, N.Y. Giants 24	Win
10/11/71	DALLAS 20, N.Y. Giants 13	Win	12/21/87	Dallas 29, L.A. RAMS 21	Win
10/30/72	DALLAS 28, Detroit 24	Win	10/12/88	Dallas 17, PHOENIX 14	Win
10/24/73	DALLAS 40, New Orleans 12	Win	10/3/88	NEW ORLEANS 20, Dallas 17	Loss
10/8/73	WASHINGTON 14, Dallas 7	Loss	10/9/91	Washington 33, DALLAS 31	Loss
10/23/74	PHILADELPHIA 13, Dallas 10	Loss	10/7/92	DALLAS 23, Washington 10	Win
10/6/75	Dallas 36, DETROIT 10	Loss	10/5/92	PHILADELPHIA 31, Dallas 7	Loss
11/10/75	Kansas City 34, DALLAS 31	Loss	12/21/92	Dallas 41, ATLANTA 17	Win
11/15/76	DALLAS 17, Buffalo 10	Win	10/6/93	WASHINGTON 35, Dallas 16	Loss
11/14/77	St. Louis 24, DALLAS 17	Loss	12/6/93	DALLAS 23, Philadelphia 17	Win
12/12/77	Dallas 42, SAN FRANCISCO 35	Win	10/19/94	Detroit 20, DALLAS 17 (OT)	Loss
10/4/78	DALLAS 38, Baltimore 0	Win	11/7/94	DALLAS 38, N.Y. Giants 10	Win
10/2/78	WASHINGTON 9, Dallas 5	Loss	12/19/94	Dallas 24, NEW ORLEANS 16	Win
10/24/79	CLEVELAND 26, Dallas 7	Win	10/4/95	Dallas 35, N.Y. GIANTS 0	Win
11/12/79	Philadelphia 31, DALLAS 21	Loss	11/6/95	DALLAS 34, Philadelphia 12	Win
10/8/80	Dallas 17, WASHINGTON 3	Win	12/25/95	Dallas 37, ARIZONA 13	Win
12/15/80	LOS ANGELES 38, Dallas 14	Loss	10/2/96	CHICAGO 22, Dallas 6	Loss
10/21/81	Dallas 35, NEW ENGLAND 21	Win	10/30/96	Dallas 23, PHILADELPHIA 19	Win
11/9/81	DALLAS 27, Buffalo 14	Win	11/18/96	DALLAS 21, Green Bay 7	Win
10/13/82	Pittsburgh 36, DALLAS 28	Loss	10/15/97	DALLAS 21, Philadelphia 20	Win
12/13/82	Dallas 37, HOUSTON 7	Win	10/13/97	WASHINGTON 21, Dallas 16	Loss
1/3/83	MINNESOTA 31, Dallas 27	Loss	12/8/97	Carolina 23, DALLAS 13	Loss
10/5/83	Dallas 31, WASHINGTON 30	Win	10/21/98	Dallas 31, N.Y. GIANTS 7	Win
12/19/83	SAN FRANCISCO 42, Dallas 17	Loss	11/2/98	Dallas 34, PHILADELPHIA 0	Win
10/3/84	Dallas 20, L.A. Rams 13	Win	10/20/99	DALLAS 24, Atlanta 7	Win
12/17/84	MIAMI 28, Dallas 21	Loss	10/18/99	N.Y. GIANTS 13, Dallas 10	Loss
10/9/85	DALLAS 44, Washington 14	Win	11/8/99	MINNESOTA 27, Dallas 17	Loss
11/4/85	ST. LOUIS 21, Dallas 10	Loss	10/18/00	Dallas 27, WASHINGTON 21	Win
10/28/86	DALLAS 31, N.Y. Giants 28	Win	12/25/00	TENNESSEE 31, Dallas 0	Loss
10/29/86	Dallas 31, ST. LOUIS 7	Win	10/15/01	DALLAS 9, Washington 7	Win
10/19/87	Washington 13, DALLAS 7	Loss	9/15/03	Dallas at New York Giants	

**Non-Traditional Playoff Games**

The Cowboys have participated in a number of playoff games on days other than Sunday. Here are those results:

Date	Day	Result	Win/Loss	TV
12/21/68	Saturday	CLEVELAND 31, Dallas 20	Loss	
12/28/69	Friday	CLEVELAND 38, Dallas 14	Loss	CBS
12/25/71	Saturday	Dallas 20, MINNESOTA 12	Win	
12/23/72	Saturday	Dallas 30, SAN FRANCISCO 28	Win	CBS
12/26/77	Monday	DALLAS 37, Chicago 7	Win	CBS
12/30/78	Saturday	DALLAS 27, Atlanta 20	Win	CBS
1/2/82	Saturday	DALLAS 38, Tampa Bay 0	Win	CBS
1/22/83	Saturday	WASHINGTON 31, Dallas 17	Loss	CBS
12/26/83	Monday	L.A. Rams 24, DALLAS 17	Loss	CBS
1/4/86	Saturday	L.A. RAMS 20, Dallas 0	Loss	CBS
12/28/96	Saturday	DALLAS 40, Minnesota 15	Win	ABC
1/2/99	Saturday	Arizona 20, DALLAS 7	Loss	ABC

**COWBOYS' WON-LOST RECORD  
(Regular Season)**

Vs. AFC – 67-49	Game After Thanksgiving – 23-12
On ABC Monday Night Football – 35-26	On Thursdays – 0-1
Week After ABC MNF – 28-24*	(non-Thanksgiving)
On Sunday Night Football – 10-10	On Fridays – 0-2
(ESPN 2-8) (TNT 3-1)	On Saturdays – 9-11
In Overtime – 11-10	On Monday – 1-2
In Season Openers – 30-12-1	(Pre-1970 ABC MNF)
On Thanksgiving Day – 22-12-1	In Domes – 17-18

\*Five Times the Cowboys final game of the season was on a Monday Night. Four times they followed with a Bye.



## COWBOYS OVERTIME GAMES


The Cowboys have played in 21 regular season overtime games with a record of 11-10 since the NFL adopted the extra session in 1974.


	Score by Quarters					Total	Winning Score
	1	2	3	4	OT		
<i>Sept. 28, 1975 at Texas Stadium</i>	1	2	3	4	OT	—	31
*St. Louis .....	0	3	14	14	0	—	DuPree 3 pass from Staubach at 7:07
DALLAS .....	0	7	21	3	6	—	37
<i>Nov. 2, 1975 at RFK Stadium</i>							
*DALLAS .....	0	17	0	7	0	—	24
Washington .....	3	7	7	7	6	—	30 Kilmer 1 run at 8:26
<i>Sept. 18, 1977 at Metropolitan Stadium</i>							
DALLAS .....	0	3	0	7	6	—	16 Staubach 4 run at 8:46
*Minnesota .....	7	0	0	3	0	—	10
<i>Oct. 15, 1978 at Busch Stadium</i>							
*DALLAS .....	0	7	14	0	3	—	24 FG Septon 47 at 11:32
St. Louis .....	7	7	0	7	0	—	21
<i>Dec. 19, 1981 at Giants Stadium</i>							
*DALLAS .....	0	0	0	10	0	—	10
N.Y. Giants .....	0	0	7	3	3	—	13 FG Danelo 35 at 8:41
<i>Oct. 9, 1983 at Texas Stadium</i>							
Tampa Bay .....	10	0	7	7	0	—	24
*DALLAS .....	7	7	3	7	3	—	27 FG Septon 42 at 10:22
<i>Oct. 21, 1984 at Texas Stadium</i>							
New Orleans .....	0	17	10	0	0	—	27
*DALLAS .....	3	0	3	21	3	—	30 FG Septon 41 at 11:18
<i>Nov. 15, 1987 at Sullivan Stadium</i>							
*DALLAS .....	7	7	0	3	6	—	23 Walker 60 run at 13:10
New England .....	0	7	0	10	0	—	17
<i>Nov. 26, 1987 at Texas Stadium</i>							
*Minnesota .....	14	7	7	10	6	—	44 Nelson 24 run at 7:09
DALLAS .....	0	14	10	14	0	—	38
<i>Nov. 10, 1991 at The Astrodome</i>							
DALLAS .....	10	3	3	7	0	—	23
*Houston .....	0	10	3	10	3	—	26 FG Del Greco 23 at 0:29
<i>Jan. 2, 1994 at Giants Stadium</i>							
DALLAS .....	3	10	0	0	3	—	16 FG Murray 41 at 4:16
*N.Y. Giants .....	0	0	10	3	0	—	13
<i>Sept. 19, 1994 at Texas Stadium</i>							
*Detroit .....	3	7	7	0	3	—	20 FG Hanson 44 at 0:27
DALLAS .....	7	0	3	7	0	—	17
<i>Sept. 17, 1995 at The Hubert H. Humphrey Metrodome</i>							
*DALLAS .....	6	3	0	8	6	—	23 Smith 31 run at 12:34
Minnesota .....	3	7	0	7	0	—	17
<i>Nov. 10, 1996 at 3Com Park</i>							
*DALLAS .....	0	7	0	10	3	—	20 FG Boniol 29 at 8:43
San Francisco .....	10	0	0	7	0	—	17
<i>Sept. 7, 1997 at Sun Devil Stadium</i>							
*DALLAS .....	6	13	3	0	0	—	22
Arizona .....	0	7	7	8	3	—	25 FG Butler 20 at 6:30
<i>Sept. 12, 1999 at Redskins Stadium</i>							
DALLAS .....	7	7	0	21	6	—	41 Ismail 76 pass from Aikman at 10:51
*Washington .....	3	10	22	0	0	—	35
<i>Oct. 1, 2000 at Ericsson Stadium</i>							
*DALLAS .....	0	10	3	0	3	—	16 FG Seder 24 at 11:08
Carolina .....	0	10	0	3	0	—	13
<i>Oct. 29, 2000 at Texas Stadium</i>							
*Jacksonville .....	0	17	0	0	6	—	23 Whitted 37 pass from Brunell at 11:16
DALLAS .....	7	0	3	7	0	—	17
<i>Nov. 5, 2000 at Veterans Stadium</i>							
DALLAS .....	0	7	3	3	0	—	13
*Philadelphia .....	0	0	0	13	3	—	16 FG Akers 32 at 7:05
<i>Nov. 4, 2001 at Giants Stadium</i>							
*DALLAS .....	10	14	0	0	0	—	24
N.Y. Giants .....	0	7	7	10	3	—	27 FG Anderson 42 at 7:55
<i>Oct. 20, 2002 at Sun Devil Stadium</i>							
*DALLAS .....	0	0	6	0	0	—	6
Arizona .....	3	3	0	0	3	—	9 FG Gramatica 40 at 3:10

\*Won toss to begin overtime



**The  
Sidelines**





## Texas Stadium

The glittering showcase of Cowboys football is Texas Stadium, a state-of-the-art modern football facility built at a cost of \$35 million in 1971. The Cowboys opened their facility on Oct. 24, 1971 with a 44-21 victory over New England. Since then, the Cowboys have posted a 182-82 record (.689) overall, including a 16-5 (.762) mark in postseason, at home. Prior to moving to Texas Stadium the Cowboys spent the 1960-71 seasons at the Cotton Bowl, where they posted a 45-33-4 record, including a 2-2 mark in postseason.

Located in the Dallas suburb of Irving, Texas Stadium has a seating capacity of 65,529 and features two Daktronics color replay screens, 381 luxury suites, three sports bars, 52 concession stands, 40 specialty stands, 86 restrooms, 115 drinking fountains and 130 acres of parking. Texas Stadium's most unique feature is the partial roof which covers fans from inclement weather, but leaves the game outdoors. Texas Stadium also boasts the luxurious Stadium Club, one of Dallas' premier locations for private parties, banquets and convention gatherings.

The Corral, outside Gate 8, features food, beverage, entertainment and large screen televisions for fan hospitality before, during and after all Cowboys home games and special events.

Complete banquet, catering and special event services are available for private groups at Texas Stadium. Information on hosting an event can be obtained by calling 972-785-4000.

Tours of Texas Stadium are available hourly Monday through Saturday from 10:00 a.m. to 3:00 p.m., and Sundays, when no events are scheduled, from 11:00 a.m. to 3:00 p.m. Call 972-785-4780 for more information.

The Cowboys souvenir shop, The Pro Shop, is also open daily on the grounds outside the stadium at Gate 8.

**Texas Stadium**  
**2401 E. Airport Freeway ★ Irving, TX 75062**  
**972-785-4000**



## Cowboys Summer Training Camp

One of the annual highlights for Dallas Cowboys fans is the opportunity to visit Dallas Cowboys Training Camp. This year's camp will take place at the Alamodome in San Antonio, Texas. The 2003 camp marks the team's 14th in Texas.

Since moving their training camp to Texas, the Cowboys have had seven winning seasons, won six NFC Eastern Division titles, three Super Bowls and played in four NFC Championship Games. The team has also compiled a composite record of 128-97 for a winning percentage of .569 since moving to Texas from Thousand Oaks, Calif., prior to the 1990 season.

San Antonio is a convenient location for Cowboys fans throughout Texas and the neighboring states to visit. In each of the past 12 seasons, the Cowboys have drawn an average of nearly 100,000 fans to the summer practice sessions and scrimmages with other NFL teams.

The camp at The Alamodome offers a rare opportunity for Cowboys' fans from all over the State of Texas and the Southwest to get an "up close and personal look" at their favorite team with all practice sessions free and open to the public.

The team will dress and conduct practice at the Alamodome. A state-of-the-art Sportfield NT synthetic grass system will be installed inside the dome. The team will also conduct meetings and eat meals at the Alamodome this year. The San Antonio Marriott Riverwalk will again be the Cowboys home away from home for lodging. Located at 711 East Riverwalk, the hotel is on the city's scenic River Walk.



- LOCATION:** The Alamodome, San Antonio, Texas
- DATES:** This year camp opens on Friday, July 25 and runs through Tuesday, Aug. 19
- SAN ANTONIO:** San Antonio has a population of 1,144,646 people as of the 2000 U.S. census and is the third largest city in Texas. With a metropolitan area of 1,592,383, San Antonio has the 30th largest metropolitan population in the United States. There are over 30,000 hotel rooms in the San Antonio metro area.
- ALAMODOME:** The Alamodome opened on May 15, 1993 and has hosted a number of major sporting events in its short history. Along with the annual Alamo Bowl, the facility also hosted the 1997 and 1999 Big XII Championship football game. In 1998, the Alamodome was home to the Men's NCAA Final Four and in 2002 hosted the Women's NCAA Final Four. The Alamodome has also been selected as the site for the 2004 Men's NCAA Final Four. Home to the NBA's San Antonio Spurs from 1993-2002, the Alamodome hosted the 1996 NBA All-Star Game and the 1999 NBA Finals won by the Spurs. The facility has also been the home of numerous state political conventions and concerts. The Alamodome is a multi-purpose facility that seats up to 72,000 and has 160,000 square feet of floor space.
- PRACTICES:** Cowboys practice sessions at the Alamodome are open to the public free of charge. Public parking is available on site during practice times for \$6.00.



## Cowboys on the Web

[www.dallascowboys.com](http://www.dallascowboys.com)

For breaking news, press releases, historical information, statistics and rosters, visit the official website of the Dallas Cowboys, [www.dallascowboys.com](http://www.dallascowboys.com). Updated daily, [www.dallascowboys.com](http://www.dallascowboys.com) has the most extensive information on upcoming games, including video of weekly press conferences and audio of weekly conference calls. The Cowboys website is also a great place to find information on the players and coaches, order tickets for upcoming games and order merchandise from the Cowboys Pro Shop.



## Cowboys on the Road

### Hotel Headquarters on the Road

**Home Games**

DFW Airport Marriott .....(972) 929-8800

**Arizona, August 9**

Hilton Phoenix East / Mesa .....(480) 833-5555

**Pittsburgh, August 21**

Marriott City Center .....(412) 471-4000

**New York Giants, September 15**

Hilton Hasbrouck Heights .....(201) 288-6100

**New York Jets, September 28**

Hyatt Regency Jersey City .....(201) 469-1234

**Detroit, October 19**

Marriott Renaissance Center .....(313) 568-8000

**Tampa Bay, October 26**

Hyatt Regency Tampa .....(813) 225-1234

**New England, November 16**

Hilton Dedham Place .....(781) 329-7900

**Philadelphia, December 7**

Loews Philadelphia .....(215) 627-1200

**Washington, December 14**

Renaissance Washington, DC .....(202) 898-9000

**New Orleans, December 28**

Renaissance Pere Marquette .....(504) 525-1111

## Official Dallas Cowboys Fan Club

## Official Dallas Cowboys #1 Fan Club

Be a part of the exciting action of the Dallas Cowboys all year long. The Official Dallas Cowboys #1 Fan Club offers members exclusive premium items, discounts on special items throughout the year, the *Dallas Cowboys Official Weekly*, and more. Call for more information or to join: 972-556-9978 between 2-5 p.m. (central time) Monday-Friday.







When first introduced at Texas Stadium in 1972 as a new form of entertainment for football fans, little did the Dallas Cowboys know that their cheerleaders were the start of something special, something so special, in fact, it has grown to be an international phenomenon. They initially captivated the Cowboys fans with their unique blend of glamour and dance. Then came the television viewers and the motion picture audiences. Today it's crowds across America and around the world who instantly recognize the women wearing the traditional star-spangled blue and white uniform as an American icon...The Dallas Cowboys Cheerleaders.



The image and style of the Cowboys Cheerleaders has had an enormous influence on entertainment in sports, but while the Cowboys Cheerleaders have been imitated throughout the sports world, no one has been able to equal their stature.

The strength of their national popularity was evident during the 1970's when two made-for-TV movies about the Cowboys Cheerleaders drew top ratings. That popularity grew through the '80's and 90's with annual ESPN Swimsuit Specials, guest appearances on Saturday Night Live, the Today Show, Late Night with David Letterman and many other television shows. More recently, the Cheerleaders had a featured role in Robert Altman's film "Dr. T and the Women" starring Richard Gere, have appeared in several national television commercials and are regularly the subject of magazine and newspaper articles.

Besides being an integral part of Cowboys games at Texas Stadium, the Cheerleaders have an ongoing demand for performances at numerous festivals, sporting events and corporate conventions around the country. They have performed alongside celebrities as diverse as Creed, Jessica Simpson, Leann Rimes, Wayne Newton, Neal McCoy, Reba McEntire, Randy Travis, Shania Twain and Clint Black at nationally televised Texas Stadium spectaculars and on stages around the world.

The Cowboys Cheerleaders also donate their time to many charitable and civic causes. Every year the Cheerleaders visit hospitals, nursing homes and schools. They perform at telethons and other fund-raising events around the United States. And they bring their special brand of goodwill and appreciation to the men and women of the American military on USO/DoD Tours in places like Korea, Iraq, Cuba, Afghanistan, Panama, Italy, the Indian Ocean, Bosnia, Kosovo and the Persian Gulf.

The Cowboys Cheerleaders annual trips every Christmas and spring have become a special tradition. Since 1979 the Cheerleaders have visited and entertained hundreds of thousands of United States soldiers, sailors, airmen and Marines all over the world on 51 USO/DoD tours. In 1997 the squad received the first-ever "Spirit of Hope Award" from the USO in recognition of distinguished service to American troops stationed overseas; they were also honored to receive the USO's 50th Anniversary Award, and last year were inducted into the Veteran of Foreign Wars Hall of Fame.



**Kelli McGonagill Finglass**  
Director



**Judy Trammell**  
Choreographer

**2003-2004 VETERANS**

Emily Newton .....4 Yrs.	Adrianna Butler.....2 Yrs.	Maya Hayes.....2 Yrs.
Kelly Stus .....4 Yrs.	Jennifer Clark.....2 Yrs.	Lisa Henslin .....2 Yrs.
Laura Beke.....3 Yrs.	Monica Cravinas.....2 Yrs.	Cortney Leon .....2 Yrs.
Misty Eubanks.....3 Yrs.	Jenni Croft.....2 Yrs.	Ashley Melott .....2 Yrs.
Amber Godsin.....3 Yrs.	Heather Dunn.....2 Yrs.	Heather Piler .....2 Yrs.
Courtney Sparks.....2 Yrs.	Shenythia Frazier.....2 Yrs.	Crystal Risher .....2 Yrs.
Lynlee Allen .....2 Yrs.	Stacy Fresh.....2 Yrs.	

**2003-2004 ROOKIES**

Cheryl Andrews	Crissy Dunham	Irene Maddox
Tara Burton	Tina Garza	Candace Montez
Mindy Corwin	Micaela Johnson	Janelle Shumate
Emma Dawson	Emily Kuchar	Andrea Ulmer
Misty Duncan	Kari Laywell	Sara White

## Cowboys on Radio

KLUV 98.7 FM is the radio home for the Dallas Cowboys and flagship station of The Dallas Cowboys Radio Network. On "Oldies Radio 98.7 KLUV", an Infinity station, all Cowboys games are heard in brilliant digital stereo.

Brad Sham, the award-winning play-by-play voice of the Dallas Cowboys, is celebrating his 25th season with the broadcast team. Brad is once again joined in the booth by former Cowboys quarterback Babe Laufenberg who serves as color analyst. As the sideline reporter, Kristi Scales provides instant updates from the field.

KLUV pre- and post-game coverage is anchored by Wally Lynn. Former Cowboys All Pro defensive back Charlie Waters provides analysis during the pre-game show, and former All Pro Cowboys wide receiver Drew Pearson co-hosts the post-game call-in show.

In 2003, KLUV is proud to welcome legendary broadcaster Pat Summerall to the Dallas Cowboys Radio Network crew. Pat's pre-game commentaries and a weekly exclusive interview with head coach Bill Parcells brings a new dimension to the game day lineup.

### The Dallas Cowboys Radio Network

**TEXAS:** Abilene, KHXS (102.7-FM); Amarillo, KGNC (710-AM); Austin, KVET (1300-AM); Beaumont, KLVJ (560-AM); Big Spring, KBST (95.9-FM); Brady, KNEL (95.3-FM); Brownwood, KBWD (1380-AM); Bryan-College Station, WTAW (1620-AM); Carthage, KGAS (104.3-FM); Comanche, KCOM (1550-AM); Corpus Christi, KEYS (1440-AM); Dallas-Fort Worth, KLUV (98.7-FM); Eastland, KATX (97.7-FM); Edinburg, KURV (710-AM); El Paso, KROD (600-AM); Fredricksburg, KNAF (910 AM); Gonzales, KCTI (1450-AM/106.3-FM); Haskell, KVRP (97.1-FM); Hereford, KPAN (106.3-FM/860-AM); Horseshoe Bay, KBLK (92.5-FM); Lamesa, KPET (690-AM); Laredo, KHOY (88.1 FM)/KLNT (1490-AM); Llano, KBLK (92.5-FM); Longview, KEES (1430-AM); Lubbock, KJTV (950-AM); Lufkin, KTBO (107.7-FM); Marble Falls, KBLK (92.5-FM); Marshall, KCUL (92.3-FM/1410-AM); Midland, KHXX (99.1-FM); Mt. Pleasant, KALK (97.7-FM); Nacogdoches, KTBO (107.7-FM); Odessa, KHXX (99.1-FM); Pecos, KPTX (98.3-FM); Plainview, KKYN (1090-AM); San Angelo, KKSA (1260-AM)/KWFR (94.7-FM), KIXY (94.7-FM); San Antonio, KTSA (550-AM); Stephenville, KSTV (93.1-FM/1510-AM); Sulphur Springs, KSST (1230-AM); Sweetwater, KXOX (1240-AM); Texarkana, KCMC (740-AM); Tyler, KTBB (600-AM); Uvalde, KVOU (1400-AM); Waco, KRZX (1660-AM) and KRZI (1580-AM); Wichita Falls, KWFS (102.3-FM/1290-AM).

**LOUISIANA:** Minden, KASO (1240-AM); Shreveport, KFLO (560-AM/106.7-FM).

**NEW MEXICO:** Albuquerque, KKOB (770-AM); Artesia, KBIM (94.9-FM); Carlsbad, KBIM (94.9-FM); Hobbs, KBIM (94.9-FM); Lovington, KBIM (94.9-FM); Maljamar, KBIM (94.9-FM); Roswell, KBIM (94.9-FM).

**OKLAHOMA:** Ardmore, KVSO (1240-AM); Bartlesville, KRIG (104.9-FM); Oklahoma City, WWLS (640-AM); Tulsa, KTBZ (1430-AM).

### The Dallas Cowboys Spanish Radio Network

**TEXAS:** Amarillo, KTNZ 1010-AM; Austin, KOKE 1600-AM; Corpus Christi, KMJR 105.5-FM; Dallas, KESS 1270-AM; El Paso, KAMA 750-AM; Laredo, KLNT 1490-AM; McAllen/Brownsville, KGBT 1530-AM; San Antonio KCOR 1350-AM; Waco, KWOW 104.1-FM.

**NEW MEXICO:** Las Cruces, KAMA (750-AM).


**NEVADA:** Las Vegas, KRLU (1340-AM).

**MEXICO:** Mexico City, XERC (97.7-FM); Nuevo Laredo, XHNOE (91.3-FM).



## Cowboys on Television

### Dallas Cowboys Broadcasting Network



The Dallas Cowboys Broadcasting Network is the television production and syndication unit of the Dallas Cowboys Football Club. Now in its 12th year, the Dallas Cowboys Broadcasting Network produces and distributes some of the most-watched programs in the region — Dallas Cowboys preseason games, weekly programs, and specials throughout the year. These programs are televised in Dallas/Fort Worth and over 25 other markets throughout Texas, Arkansas, Louisiana, New Mexico and Oklahoma.

The Cowboys weekly shows during the preseason and regular season keep Dallas Cowboys fans abreast of the latest Cowboys stories making news and of key issues in the National Football League:

#### “Cowboys Special Edition with Jerry Jones”

Cowboys owner/general manager Jerry Jones discusses the hottest topics with different members of the media. Also included on the show in 2003 are scheduled visits from former Cowboys cornerback Deion Sanders. The show airs Saturdays at 6:30 p.m. from July 19, 2003 through the postseason on KTVT/CBS11 in Dallas/Fort Worth and at locally scheduled times throughout the Dallas Cowboys syndicated network.

#### “Cowboys Huddle”

Host Babe Laufenberg sits down with Coach Bill Parcells to give fans an inside look at the team. With regularly scheduled visits from Pat Summerall and other Cowboys players and coaches, fans will be able to get a fresh perspective of the team. The show will air Sundays at 10:00 a.m. from Sept. 6, 2003 through the postseason on KTVT/CBS11 in Dallas/Fort Worth and at locally scheduled times throughout the Dallas Cowboys syndicated network.

#### Cadena de Plata

Cadena de Plata broadcasts all Dallas Cowboys games in Spanish to affiliates throughout the Southwestern United States and the Republic of Mexico. Cadena de Plata (Silver Network) began broadcasting Cowboys preseason games in 1995 with original Spanish language television productions. Programs currently aired on the network include the Cowboys scrimmage, preseason games and Vaqueros de Dallas Edicion 2003, four one-hour specials during the season. Cadena de Plata has also expanded to provide radio broadcasts of all Cowboys preseason, regular-season and postseason games to markets in the United States and Mexico.

## Cowboys in Print

### DALAS COWBOYS *Official* WEEKLY

*Dallas Cowboys Official Weekly* remains one of the largest team publications in sports with a circulation of nearly 30,000. The 29-year-old *Cowboys Weekly* reaches fans across the nation and around the world 32 times a year with action photos, game stories, inside information, profiles of players and cheerleaders and much more.

Fans interested in subscribing to the DCW should call 972-556-9972. An annual subscription, which includes free Internet access at [www.dallascowboysweek.com](http://www.dallascowboysweek.com), for 32 issues is priced at \$39.00.



## Community Outreach and the Dallas Cowboys



### GENE AND JERRY JONES FAMILY DALLAS COWBOYS CHARITIES

For the past 14 years, Jerry Jones and his family have owned and operated the Dallas Cowboys with a management style that places just as much emphasis on community leadership as it does on the goal of winning the Super Bowl. The dominant theme which underscores the Cowboys role in the community is to maximize the visibility, energy and celebrity of the world's most recognizable sports franchise and use those dynamic forces as a powerful means to help others.

The results on the field have brought championships to Dallas. The results away from the field have touched the lives of thousands.

#### THE MISSION

"In the area of community service, our organization's mission is built upon an overall philosophy of helping those who don't have the strength, the resources or the means to help themselves," says Jones. "As a sports entity that has enjoyed unprecedented success and recognition for more than four decades, we feel a very strong obligation to transfer that championship tradition and the magic that it creates toward the bigger purpose of making a difference."

Jones enlists the talents, skills and resources of his entire family, all of the Cowboys players, and every member of the organization to provide a cutting edge approach to community outreach. "Any personal contact with an individual member of our organization can provide help for hundreds of people in need," adds Jones. "The star on the helmet can move mountains."



*Chad Hutchinson made new friends while participating in the team's annual NFL/United Way Hometown Huddle event hosted for youth from The Salvation Army - the event is a league initiative where every NFL team performs community service on the same day.*





## THE ARMY AND THE STAR

The Jones family's dynamic association with The Salvation Army is a visible example of the creative and innovative manner in which the Cowboys can make a difference in the world.

For the past six seasons, the Jones family has dedicated the Cowboys annual Thanksgiving Day halftime show as a national showcase to kickoff The Salvation Army's annual Kettle Drive. The team's association with network television has spawned a donation of \$20 million worth of airtime to present nationally televised entertainment extravaganzas that have created a new holiday tradition.

Under the direction of Charlotte Jones Anderson, the Cowboys have produced the annual halftime event and welcomed nationally renowned entertainers Reba McEntire, Randy Travis, Clint Black and Billy Gilman & Jessica Simpson, Creed and LeAnn Rimes to highlight each of the six Kettle Kickoff celebrations. The efforts have helped raise over \$500 million dollars, for the Army, while reaching over 250 million people nation-wide.



*Gene and Jerry Jones join Salvation Army Commissioners Carol and Todd Bassett during the Cowboys 2002 Thanksgiving Day halftime show.*

On the local Salvation Army front, The Gene and Jerry Jones Family Center for Children opened in November of 1998 in conjunction with the Army. The center offers low-income families accessibility to affordable childcare programs that meet the needs of quality care and intellectual development. In each of the last 10 years, Gene and Jerry Jones Family Dallas Cowboys Charities has served as host, and underwritten the costs, for the Super Lunch, a fundraising event for The Salvation Army



*For the past six years, the Dallas Cowboys have dedicated their nationally televised halftime shows, viewed by 250 million people nationwide, to launch The Salvation Army National Red Kettle fundraising campaign which has helped raise over \$500 million dollars.*



*International recording star LeAnn Rimes performs in the Cowboys 2002 Thanksgiving Day halftime extravaganza to kickoff The Salvation Army annual Kettle Drive.*

Irving Corps Community Center and its special projects including the Family Center for Children. This annual event has raised \$1.2 million since its inception, a figure that includes significant matching funds from the Gene and Jerry Jones Family.

Gene and Jerry are members of The Salvation Army's Dallas County Board and the National Advisory Board, respectively. The family was presented the Army's Partner of the Year Award in 1997 and in 1999 received the Evangeline Booth Award, one of the Army's highest national community service awards. Annually, the entire Cowboys organization supports the Army's Corporate Angel Tree Program, helping those in need during the holiday season. Individuals in the organization, including front office staff and players adopt "angels" to provide clothing and toys to underprivileged families.




## MAGIC BY ASSOCIATION

Maximizing the "magic" of the Dallas Cowboys celebrity, and using that influence to assist others through community service, is the backbone of the organization's mission away from the field of competition. Each year, the team fulfills thousands of requests for ticket packages and autographed memorabilia items that can produce proceeds that range from \$100 to tens of thousands of dollars per donation. Non-profit player appearances for charity and "Make-A-Wish" visits are a staple item for every Cowboys player. In addition, the Gene and Jerry Jones Family Dallas Cowboys Charities is the active philanthropic arm of the organization that annually makes significant contributions to organizations on both the local and national levels. In April of 1999, Gene and Jerry Jones made a \$1 million gift to the Library of Congress for the purpose of promoting education on the national and international levels. In their continuing desire to enhance education and support young people in the community, the Jones family served as the underwriting sponsor for The



*Dat Nguyen greets a fellow participant in the annual Children's Cancer Fund Fashion Show and Luncheon which raises money for research programs in pediatric oncology and hematology at Children's Medical Center and UT Southwestern Medical Center of Dallas - young cancer patients serve as models for the fashion show while Dallas Cowboys serve as their celebrity escorts.*



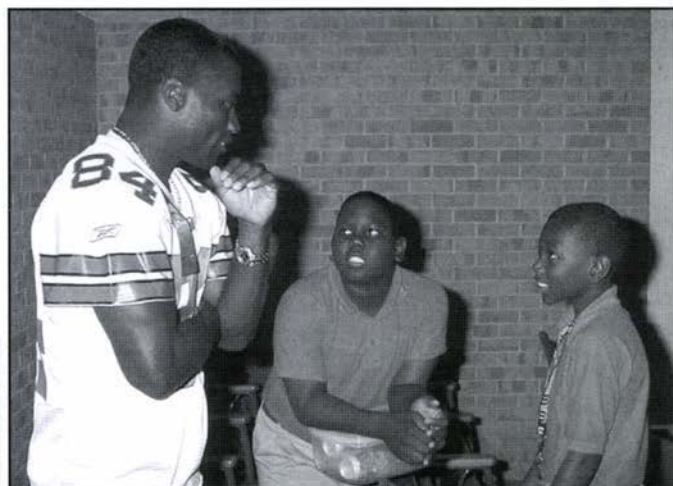
*Darren Woodson serves as a celebrity escort for the young cancer patient and model at the Children's Cancer Fund Fashion Show - the event proceeds support research programs in pediatric oncology and hematology at Children's Medical Center and UT Southwestern Medical Center at Dallas.*



*Antonio Bryant helps the preschoolers at The ChildCareGroup carve a pumpkin for Halloween during a Rookie Club visit - the Dallas Cowboys Rookie Club introduces new players to the importance of community service, enabling them to work as a team and gain confidence in interacting with the community as professional athletes and role models.*

Dallas Cowboys/Gene and Jerry Jones Family - *Dallas Morning News* All-State Scholar-Athlete Team in 2001. The program honored and provided scholarships for 12 college-bound student-athletes from across the State of Texas who distinguished themselves through academic and athletic excellence.

A wide variety of charitable efforts highlight the Jones family's continued activity in the local community. Some of those programs and events include "First Downs for Down Syndrome," a program in which the Cowboys' offensive production on the playing field produced corporate funding for down syndrome; a record setting celebrity roast of Jerry Jones for St. Phillips School in Dallas, a facility



*Joey Galloway visits a local elementary school in support of the NFL Hometown Anti-Drug Challenge in conjunction with The White House Office of National Drug Control Policy - Galloway spoke to the student body about the importance of staying away from drugs and shared his personal story of how his parents stressed that drugs were not an option.*



where the team had previously funded a new playground; the Ticket Art Program, which featured the artwork of regional children's hospital patients on the 1997 Dallas Cowboys season tickets and raised money for the children's respective hospitals; the annual Cystic Fibrosis Sports Challenge hosted at Texas Stadium; support of the 2001-2003 Dallas Mayor's Summer Reading Programs with participation by defensive end Ebenezer Ekuban; in 1998-99, the "Be Cool, Go To School" program, which rewarded Dallas city elementary schools who boasted the best attendance with a visit from a Cowboys player and team mascot Rowdy; in 1999-2000, the "Cowboys Prepare to Pass" program, an incentive program where Cowboys' spokesperson Darren Woodson encouraged 10th grade students in Dallas to pass the mandatory TAAS test; and in 2002, participation and support of The NFL Hometown Anti-Drug Challenge in cooperation with wide receiver Joey Galloway and The White House Office of National Drug Control Policy.

Jerry Jones's passion for helping those who have been hit with adversity has inspired him to enlist the assistance of his players on several goodwill missions that have touched the hearts of those in need. The organization's presence in these areas often extends far beyond the boundaries of the



*Larry Allen accepts the Cowboys Offensive Player of the Year award at the team's annual Kickoff Luncheon — the luncheon serves as a major revenue producer for Happy Hill Farm Academy & Home for abused and neglected youth.*

Dallas-Fort Worth area. In the spring of 1997, Jones joined Cowboys Troy Aikman, Herschel Walker and Charles Haley on a relief trip to the tornado-ravaged state of Arkansas. Three years earlier, the entire World Champion Cowboys team went to the Oklahoma City bombing site within two weeks of the tragedy. For years, Gene and Jerry Jones have been avid supporters of the Susan G. Komen Foundation and Race for the Cure for Breast Cancer. Annually, the Cowboys participate in the Fort Worth, Plano and Dallas Race for the Cure events. Additionally, the Dallas Cowboys honored the Komen Foundation and 450 breast cancer survivors in a special halftime tribute at Texas Stadium on Oct. 24, 1999.

The Cowboys are also very active in raising a large portion of the annual funds for the Happy Hill Farm and Academy. The Dallas Cowboys Family Cookbook and the team's annual Kickoff Luncheon serve as major revenue producers for the local academy that houses and educates abused and neglected children. The academy is also home to the Dallas Cowboys Courage House.

Under the enthusiastic guidance of Gene Jones, who serves as a member of the board of trustees for Children's Medical Center of Dallas, the entire Cowboys team has conducted annual Christmas visits to local children's hospitals in each of the past 14 years. The holiday visitation program, which involves not only every player, but also the Dallas Cowboys Cheerleaders, now extends to five different hospitals throughout Dallas and Ft. Worth.



*Ebenezer Ekuban conducts football drills at the team's seventh annual Dallas Cowboys Let Us Play! Sports Camp for 150 inner-city girls from area non-profit agencies - the complimentary camp promotes the benefits associated with athletics and education.*


Each year, the Cowboys underwrite and produce the annual "Dallas Cowboys Let Us Play! Sports Camp for Girls," a three-day camp for inner-city girls between the ages of 12 to 15 which encourages involvement in athletics with a focus on building character and self-esteem in at-risk youths. From 1998-2002, the team sponsored a free coaching clinic for regional youth league and middle school coaches, from seven states, who spent a day at Texas Stadium with the entire Cowboys coaching staff.



*Woodrow Dantzler plays defense while coaching youth at the Cowboys annual Dallas Cowboys Let Us Play! Sports Camp for 150 inner-city girls from local non-profit agencies - the camp promotes the benefits associated with athletics and education.*



*Roy Williams enjoys a game of chess and visiting with youth associated with the United Way of America while shooting the Cowboys' NFL/United Way Public Service Announcement.*



## POWERFUL PARTNERSHIP WITH THE NFL

Through national public service announcements, local promotional events and their association with the NFL, the Cowboys are responsible for \$1 million in annual support of the United Way each year. The inaugural NFL & United Way Hometown Huddle took place on October 19, 1999 when the Dallas Cowboys and NFL players nationwide showed support in their communities. In 2000, the Second Annual Hometown Huddle on October 17th involved the Dallas Cowboys secondary serving lunch to the homeless and visiting with children at The Salvation Army, Carr P. Collins Social Service Center. In 2001 and 2002, the team hosted the Hometown Huddle event at their training facility, inviting 100 boys and girls to participate in a junior training camp.

In addition, the Cowboys and the entire NFL have formed a partnership that will designate over \$1 million of annual support to the development of youth football programs throughout the country. In conjunction with that effort, the Cowboys have made possible three new or refurbished football fields in the Dallas-Ft. Worth area including: a \$100,000 grant in 2002 to Pierce Football Field, located in Joppa, one of Dallas' most impoverished neighborhoods, a \$100,000 grant in 1999 to the St. Philips School and Community Center in South Dallas to help fund a new \$750,000 recreation center that will include a football field and in 1998, the Cowboys presented Dallas Moorland YMCA with the funding to build new football fields to support their growing youth football program.

Annually, the club participates in the Dallas Cowboys Community Quarterback Award, a league-wide volunteer recognition program that donates nearly \$1 million each year to community organizations served by outstanding volunteers. The 2000 Cowboys award was given to Coach Robert Green from St. Philip's School & Community Center, the 2001 Cowboys award was given to Mrs. Dudie Weber from Texas Scottish Rite Hospital for Children and the 2002 Cowboys award was given to Ms. Marilyn Giles from Dallas CAN! Academy. Each award winner received an \$11,000 grant from the Gene and Jerry Jones Family Dallas Cowboys Charities donated in their name to the nominating charity organization.



*During the 2002 holiday season, the world famous Dallas Cowboys Cheerleaders embarked upon their 50th USO Tour - performing for United States Military Troops serving overseas.*

## AMBASSADORS OF GOOD CHEER

The world famous Dallas Cowboys Cheerleaders organization is completely subsidized by the club for the primary purpose of providing goodwill and a sense of caring on a local, national and international platform. Aside from their obvious presence on game days and their diligent work in local hospitals and homes for the elderly, the Dallas Cowboys Cheerleaders have now made more U.S.O. visits to U.S. military troops stationed overseas than the legendary Bob Hope.


## A FAMILY PASSION

The operation of the Dallas Cowboys is a very visible family passion for Gene and Jerry Jones and their three children. Jerry Jones serves as the club's owner and general manager, while Stephen Jones-Chief Operating Officer/Executive Vice President/Director of Player Personnel, Charlotte Jones Anderson-Vice President/Director of Charities and Special Events and Jerry Jones, Jr.-Chief Sales and Marketing Officer/Vice President/General Counsel are all actively involved with the daily management of the club. Their shared dedication to community involvement has been a family source of pride for several years, and it extends far beyond the realm of the athletic world.

In the spring of 1998, the Jones' hosted a celebrity fundraiser at their home with Lauren Bacall as the featured guest. On that one evening, for the benefit of SMU's Meadows Foundation, the family helped produce the single largest fund raising event in University history. As a result of her efforts, the University established the Gene Jones Scholarship in her honor. More recently, the Jones Family has hosted fundraising affairs for the John Goodwin Tower Center Medal of Freedom with President George H. W. Bush and the Dallas Center for Performing Arts with Beverly Sills.

Family Gateway, a Dallas community outreach organization, recognized the work of Gene and Jerry Jones in the spring of 2003 with the Annette G. Strauss Humanitarian Award. The award is given annually to recognize those who are dedicated to enhancing the well being of others, who champion causes for the betterment of individuals and by example, encourage people to do the same. In





*Quincy Carter spends time at a local elementary school reading to children while promoting the importance of education and literacy.*



*Greg Ellis, along with teammates Matt Lehr and Joey Galloway, spread holiday cheer while visiting patients at Cook Children's Medical Center - Fort Worth during the team's annual hospital visits.*

June of 2002, the Joneses were recognized as the recipients of the Children's Champion Award for Philanthropy that was presented by the Dallas for Children organization.

Gene Jones is also a current member of the advisory board for the Meadows School for the Arts at Southern Methodist University, the board of directors for the John G. Tower Center for Political Studies at SMU, the board of directors for the Dallas Center for Performing Arts, the advisory board for Family Gateway and the Children's Medical Center Trustees. She has previously served on the advisory board for the March of Dimes, the executive board of TACA and the executive board of the Mental Health Center. She has also been a member of the Dallas Symphony League and the Associates of the Dallas Museum of Art.

Jerry Jones has a lifetime association with the Boys and Girls Clubs of America. In 2001, the Joneses were awarded the Chairman's Award by The Boys and Girls Clubs of America. This award is given to recognize individuals who made a positive difference in people's lives - particularly in the lives of children. The Chairman's Dinner, chaired by daughter, Charlotte Anderson, raised \$1.9 million for The Boys and Girls Clubs. Jerry currently serves as a national trustee for the Southwest region of the organization and was previously named the Man of the Year by the Boys and Girls Clubs of Little Rock, Arkansas.





# 2002 Final Standings

## AMERICAN FOOTBALL CONFERENCE

### East Division

	W	L	T	Pct.	Pts.	OP
New Jets	9	7	0	.563	359	336
New England	9	7	0	.563	381	346
Miami	9	7	0	.563	278	301
Buffalo	8	8	0	.500	379	397

### North Division

	W	L	T	Pct.	Pts.	OP
Pittsburgh	10	5	1	.656	390	345
Cleveland	9	7	0	.563	344	320
Baltimore	7	9	0	.438	316	354
Cincinnati	2	14	0	.125	279	456

### South Division

	W	L	T	Pct.	Pts.	OP
Tennessee	11	5	0	.688	367	324
Indianapolis	10	6	0	.625	349	313
Jacksonville	6	10	0	.375	328	315
Houston	4	12	0	.250	213	356

### West Division

	W	L	T	Pct.	Pts.	OP
Oakland	11	5	0	.688	450	304
Denver	9	7	0	.563	392	344
San Diego	8	8	0	.500	333	367
Kansas City	8	8	0	.500	467	399

\* Division Champion; \* Wild Card Team

## NATIONAL FOOTBALL CONFERENCE

### East Division

	W	L	T	Pct.	Pts.	OP
Philadelphia	12	4	0	.750	415	241
N.Y. Giants	10	6	0	.625	320	279
Washington	7	9	0	.438	307	365
Dallas	5	11	0	.313	217	329

### North Division

	W	L	T	Pct.	Pts.	OP
Green Bay	12	4	0	.750	398	328
Minnesota	6	10	0	.375	390	442
Chicago	4	12	0	.250	281	379
Detroit	3	13	0	.188	306	451

### South Division

	W	L	T	Pct.	Pts.	OP
Tampa Bay	12	4	0	.750	346	196
Atlanta	9	6	1	.594	402	314
New Orleans	9	7	0	.563	432	388
Carolina	7	9	0	.438	258	302

### West Division

	W	L	T	Pct.	Pts.	OP
San Francisco	10	6	0	.625	367	351
St. Louis	7	9	0	.438	316	369
Seattle	7	9	0	.438	355	369
Arizona	5	11	0	.333	262	417

## 2002 NFL POSTSEASON AT A GLANCE

(Home team in caps)

### AFC Wild Card Playoff Games

NEW YORK JETS 41, Indianapolis 0  
PITTSBURGH 36, Cleveland 33

### AFC Divisional Playoff Games

TENNESSEE 34, Pittsburgh 31 (OT)  
OAKLAND 30, New York Jets 10

### AFC Championship Game

OAKLAND 41, Tennessee 24

### NFC Wild Card Playoff Games

Atlanta 27, GREEN BAY 7  
SAN FRANCISCO 39, New York Giants 38

### NFC Divisional Playoff Games

PHILADELPHIA 20, Atlanta 6  
TAMPA BAY 31, San Francisco 6

### NFC Championship Game

Tampa Bay 27, PHILADELPHIA 10

### Super Bowl XXXVII at Qualcomm Stadium, San Diego, California

Tampa Bay (NFC) 48, Oakland (AFC) 21

### AFC-NFC Pro Bowl at Aloha Stadium, Honolulu, Hawaii

AFC 45, NFC 20





2003 NATIONAL FOOTBALL LEAGUE SCHEDULE

(All Times Local)

THURSDAY, SEPTEMBER 4 (First Weekend)

New York Jets at Washington 9:00

SUNDAY, SEPTEMBER 7

New England at Buffalo 1:00
Jacksonville at Carolina 1:00
Denver at Cincinnati 1:00
Indianapolis at Cleveland 1:00
Arizona at Detroit 1:00
Minnesota at Green Bay 12:00
San Diego at Kansas City 12:00
Houston at Miami 1:00
St. Louis at New York Giants 1:00
Baltimore at Pittsburgh 1:00
Atlanta at Dallas 3:15
Chicago at San Francisco 1:15
New Orleans at Seattle 1:15
Oakland at Tennessee 7:30

MONDAY, SEPTEMBER 8

Tampa Bay at Philadelphia 9:00

SUNDAY, SEPTEMBER 14 (Second Weekend)

Washington at Atlanta 1:00
Cleveland at Baltimore 1:00
Detroit at Green Bay 12:00
Tennessee at Indianapolis 12:00
Buffalo at Jacksonville 1:00
Pittsburgh at Kansas City 12:00
Houston at New Orleans 12:00
Miami at New York Jets 1:00
San Francisco at St. Louis 12:00
Seattle at Arizona 1:05
Carolina at Tampa Bay 4:05
Cincinnati at Oakland 1:15
New England at Philadelphia 4:15
Denver at San Diego 1:15
Chicago at Minnesota 7:30

MONDAY, SEPTEMBER 15

Dallas at New York Giants 9:00

SUNDAY, SEPTEMBER 21 (Third Weekend)

(Open Dates: Carolina, Chicago, Dallas, Philadelphia)
Tampa Bay at Atlanta 1:00
Pittsburgh at Cincinnati 1:00
Minnesota at Detroit 1:00
Kansas City at Houston 12:00
Jacksonville at Indianapolis 12:00
New York Jets at New England 1:00
New Orleans at Tennessee 12:00
Green Bay at Arizona 1:05
St. Louis at Seattle 1:05
New York Giants at Washington 4:05
Baltimore at San Diego 1:15
Cleveland at San Francisco 1:15
Buffalo at Miami 8:30

MONDAY, SEPTEMBER 22

Oakland at Denver 7:00

SUNDAY, SEPTEMBER 28 (Fourth Weekend)

(Open Dates: Miami, New York Giants, Seattle, Tampa Bay)
Kansas City at Baltimore 1:00
Philadelphia at Buffalo 1:00
Atlanta at Carolina 1:00
Cincinnati at Cleveland 1:00
Jacksonville at Houston 12:00
San Francisco at Minnesota 12:00
Tennessee at Pittsburgh 1:00
Arizona at St. Louis 12:00
New England at Washington 1:00
San Diego at Oakland 1:05
Detroit at Denver 2:15
Dallas at New York Jets 4:15
Indianapolis at New Orleans 7:30

MONDAY, SEPTEMBER 29

Green Bay at Chicago 8:00

SUNDAY, OCTOBER 5 (Fifth Weekend)

(Open Dates: Baltimore, Houston, New York Jets, St. Louis)
Minnesota at Atlanta 1:00
Cincinnati at Buffalo 1:00
New Orleans at Carolina 1:00
Oakland at Chicago 12:00
Arizona at Dallas 12:00
Seattle at Green Bay 12:00
Denver at Kansas City 12:00

Tennessee at New England 1:00
Miami at New York Giants 1:00
San Diego at Jacksonville 4:05
Washington at Philadelphia 4:15
Detroit at San Francisco 1:15
Cleveland at Pittsburgh 8:30

MONDAY, OCTOBER 6

Indianapolis at Tampa Bay 9:00

SUNDAY, OCTOBER 12 (Sixth Weekend)

(Open Dates: Cincinnati, Detroit, Minnesota, San Diego)
Oakland at Cleveland 1:00
Philadelphia at Dallas 12:00
Kansas City at Green Bay 12:00
Carolina at Indianapolis 12:00
Miami at Jacksonville 1:00
New York Giants at New England 1:00
Chicago at New Orleans 12:00
Houston at Tennessee 12:00
Tampa Bay at Washington 1:00
Baltimore at Arizona 1:15
Pittsburgh at Denver 2:15
Buffalo at New York Jets 4:15
San Francisco at Seattle 5:30

MONDAY, OCTOBER 13

Atlanta at St. Louis 8:00

SUNDAY, OCTOBER 19 (Seventh Weekend)

(Open Dates: Arizona, Indianapolis, Jacksonville, Pittsburgh)
New Orleans at Atlanta 1:00
Washington at Buffalo 1:00
Tennessee at Carolina 1:00
Baltimore at Cincinnati 1:00
San Diego at Cleveland 1:00
Dallas at Detroit 1:00
New England at Miami 1:00
Denver at Minnesota 12:00
Philadelphia at New York Giants 1:00
Green Bay at St. Louis 12:00
New York Jets at Houston 3:05
Tampa Bay at San Francisco 1:15
Chicago at Seattle 1:15

MONDAY, OCTOBER 20

Kansas City at Oakland 6:00

SUNDAY, OCTOBER 26 (Eighth Weekend)

(Open Dates: Atlanta, Green Bay, Oakland, Washington)
Denver at Baltimore 1:00
Detroit at Chicago 12:00
Seattle at Cincinnati 1:00
Tennessee at Jacksonville 1:00
New York Giants at Minnesota 12:00
Cleveland at New England 1:00
Carolina at New Orleans 12:00
St. Louis at Pittsburgh 1:00
Dallas at Tampa Bay 1:00
San Francisco at Arizona 2:05
Houston at Indianapolis 4:15
New York Jets at Philadelphia 4:15
Buffalo at Kansas City 7:30

MONDAY, OCTOBER 27

Miami at San Diego 6:00

SUNDAY, NOVEMBER 2 (Ninth Weekend)

(Open Dates: Buffalo, Cleveland, Kansas City, Tennessee)
Jacksonville at Baltimore 1:00
San Diego at Chicago 12:00
Washington at Dallas 12:00
Oakland at Detroit 1:00
Carolina at Houston 12:00
Indianapolis at Miami 1:00
New York Giants at New York Jets 1:00
New Orleans at Tampa Bay 1:00
Cincinnati at Arizona 2:05
Pittsburgh at Seattle 1:05
Philadelphia at Atlanta 4:15
St. Louis at San Francisco 1:15
Green Bay at Minnesota 7:30

MONDAY, NOVEMBER 3

New England at Denver 7:00





**SUNDAY, NOVEMBER 9 (Tenth Weekend)**  
 (Open Dates: Denver, New England,  
 New Orleans, San Francisco)

Tampa Bay at Carolina	1:00
Houston at Cincinnati	1:00
Chicago at Detroit	1:00
Indianapolis at Jacksonville	1:00
Cleveland at Kansas City	12:00
Atlanta at New York Giants	1:00
Arizona at Pittsburgh	1:00
Miami at Tennessee	12:00
Seattle at Washington	1:00
Minnesota at San Diego	1:05
Buffalo at Dallas	3:15
New York Jets at Oakland	1:15
Baltimore at St. Louis	7:30

**MONDAY, NOVEMBER 10**

Philadelphia at Green Bay	8:00
---------------------------	------

**SUNDAY, NOVEMBER 16 (Eleventh Weekend)**

Houston at Buffalo	1:00
Washington at Carolina	1:00
St. Louis at Chicago	12:00
Kansas City at Cincinnati	1:00
Arizona at Cleveland	1:00
Baltimore at Miami	1:00
Atlanta at New Orleans	12:00
New York Giants at Philadelphia	1:00
Jacksonville at Tennessee	12:00
San Diego at Denver	2:05
New York Jets at Indianapolis	4:05
Minnesota at Oakland	1:15
Detroit at Seattle	1:15
Green Bay at Tampa Bay	4:15
Dallas at New England	8:30

**MONDAY, NOVEMBER 17**

Pittsburgh at San Francisco	6:00
-----------------------------	------

**SUNDAY, NOVEMBER 23 (Twelfth Weekend)**

Seattle at Baltimore	1:00
Indianapolis at Buffalo	1:00
Pittsburgh at Cleveland	1:00
Carolina at Dallas	12:00
San Francisco at Green Bay	12:00
New England at Houston	12:00
Detroit at Minnesota	12:00
Jacksonville at New York Jets	1:00
New Orleans at Philadelphia	1:00
St. Louis at Arizona	2:05
Chicago at Denver	2:05
Tennessee at Atlanta	4:15
Oakland at Kansas City	3:15
Cincinnati at San Diego	1:15
Washington at Miami	8:30

**MONDAY, NOVEMBER 24**

New York Giants at Tampa Bay	9:00
------------------------------	------

**THURSDAY, NOVEMBER 27 (Thirteenth Weekend)**

Green Bay at Detroit	12:30
Miami at Dallas	3:05

**SUNDAY, NOVEMBER 30**

San Francisco at Baltimore	1:00
Philadelphia at Carolina	1:00
Arizona at Chicago	12:00
Atlanta at Houston	12:00
New England at Indianapolis	1:00
Buffalo at New York Giants	1:00
Cincinnati at Pittsburgh	1:00
Minnesota at St. Louis	12:00
New Orleans at Washington	4:05
Denver at Oakland	1:15
Kansas City at San Diego	1:15
Cleveland at Seattle	1:15
Tampa Bay at Jacksonville	8:30

**MONDAY, DECEMBER 1**

Tennessee at New York Jets	9:00
----------------------------	------

**SUNDAY, DECEMBER 7 (Fourteenth Weekend)**

Cincinnati at Baltimore	1:00
San Diego at Detroit	1:00
Chicago at Green Bay	12:00
Houston at Jacksonville	1:00
Seattle at Minnesota	12:00
Tampa Bay at New Orleans	12:00
Washington at New York Giants	1:00
Dallas at Philadelphia	1:00
Oakland at Pittsburgh	1:00
Indianapolis at Tennessee	12:00
Arizona at San Francisco	1:05
New York Jets at Buffalo	4:15
Kansas City at Denver	2:15
Miami at New England	4:15
Carolina at Atlanta	8:30

**MONDAY, DECEMBER 8**

St. Louis at Cleveland	9:00
------------------------	------

**SUNDAY, DECEMBER 14 (Fifteenth Weekend)**

Minnesota at Chicago	12:00
San Francisco at Cincinnati	1:00
Atlanta at Indianapolis	1:00
Detroit at Kansas City	12:00
Jacksonville at New England	1:00
Pittsburgh at New York Jets	1:00
Seattle at St. Louis	12:00
Houston at Tampa Bay	1:00
Buffalo at Tennessee	12:00
Dallas at Washington	1:00
Cleveland at Denver	2:05
Baltimore at Oakland	1:05
Carolina at Arizona	2:15
Green Bay at San Diego	1:15
New York Giants at New Orleans	7:30

**MONDAY, DECEMBER 15**

Philadelphia at Miami	9:00
-----------------------	------

**SATURDAY, DECEMBER 20 (Sixteenth Weekend)**

Atlanta at Tampa Bay	1:30
Kansas City at Minnesota	4:00
New England at New York Jets	8:30

**SUNDAY, DECEMBER 21**

Miami at Buffalo	1:00
Detroit at Carolina	1:00
Washington at Chicago	12:00
Baltimore at Cleveland	1:00
New York Giants at Dallas	12:00
Tennessee at Houston	12:00
New Orleans at Jacksonville	1:00
Cincinnati at St. Louis	12:00
San Diego at Pittsburgh	4:05
San Francisco at Philadelphia	4:15
Arizona at Seattle	1:15
Denver at Indianapolis	8:30

**MONDAY, DECEMBER 22**

Green Bay at Oakland	6:00
----------------------	------

**SATURDAY, DECEMBER 27 (Seventeenth Weekend)**

Buffalo at New England	1:30
Seattle at San Francisco	2:00
Philadelphia at Washington	8:30

**SUNDAY, DECEMBER 28**

Jacksonville at Atlanta	1:00
Cleveland at Cincinnati	1:00
St. Louis at Detroit	1:00
Indianapolis at Houston	12:00
Chicago at Kansas City	12:00
New York Jets at Miami	1:00
Dallas at New Orleans	12:00
Tampa Bay at Tennessee	12:00
Minnesota at Arizona	2:05
Carolina at New York Giants	4:05
Denver at Green Bay	3:15
Oakland at San Diego	1:15
Pittsburgh at Baltimore	8:30

OUR TEAM.  
OUR BEER.



Live Responsibly 

© 2004 Miller Brewing Co., Fort Worth, TX

With 96 calories and just 3.2g of carbs per 12-oz. serving, Miller Lite is the great tasting, less filling light beer that has Cowboys fans cheering.

OFFICIAL-BEER SPONSOR OF THE DALLAS COWBOYS