

# DALLAS COWBOYS



**2001  
Media  
Guide**

# DALLAS COWBOYS 2001 SCHEDULE

Date	Preseason Games (TV)	Dallas Time
Sat., Aug. 4	@ Oakland (KTVT/CBS11)	8:00 p.m.
Sat., Aug. 11	<b>DENVER (KTVT/CBS11)</b>	8:00 p.m.
Sat., Aug. 18	@ New Orleans (KTVT/CBS11)	7:00 p.m.
Mon., Aug. 27	Oakland @ Mexico City (ABC)	7:00 p.m.
Thurs., Aug. 30	<b>JACKSONVILLE (KTVT/CBS11)</b>	7:30 p.m.

## Regular Season Games (TV)

Sun., Sept. 9	<b>TAMPA BAY (FOX)</b>	Noon
Sun., Sept. 16	@ Detroit (FOX)	Noon
Sun., Sept. 23	<b>SAN DIEGO (CBS)</b>	Noon
Sun., Sept. 30	@ Philadelphia (ESPN)	7:30 p.m.
Sun., Oct. 7	Bye Week	
Mon., Oct. 15	<b>WASHINGTON (ABC)</b>	8:00 p.m.
Sun., Oct. 21	@ Oakland (FOX)	3:15 p.m.
Sun., Oct. 28	<b>ARIZONA (FOX)</b>	3:05 p.m.
Sun., Nov. 4	@ N.Y. Giants (FOX)	Noon
Sun., Nov. 11	@ Atlanta (FOX)	Noon
Sun., Nov. 18	<b>PHILADELPHIA (FOX)</b>	Noon
Thurs., Nov. 22	<b>DENVER (CBS)</b>	3:05 p.m.
Sun., Dec. 2	@ Washington (FOX)	3:15 p.m.
Sun., Dec. 9	<b>N.Y. GIANTS (FOX)</b>	Noon
Sun., Dec. 16	@ Seattle (FOX)	3:15 p.m.
Sun., Dec. 23	@ Arizona (FOX)	3:05 p.m.
Sun., Dec. 30	<b>SAN FRANCISCO (FOX)</b>	Noon

## Home Games in Bold CAPS

Wild Card Weekend	Jan. 5-6, 2002
Divisional Playoffs	Jan. 12-13, 2002
Conference Championships	Jan. 20, 2002
Super Bowl XXXVI (New Orleans, LA)	Jan. 27, 2002
Pro Bowl (Honolulu, Hawaii)	Feb. 3, 2002



## FINGERTIP INFORMATION

### OFFICE ADDRESS

Cowboys Center  
One Cowboys Parkway  
Irving, Texas 75063-4727  
Executive Office 972/556-9900

### COWBOYS TICKET OFFICE

Texas Stadium  
2401 E. Airport Freeway  
Irving, Texas 75062  
Ticket Office 972/785-5000

### Ticketmaster Outlets:

All Fiesta, Foley's and Kroger stores

### Charge Tickets by Phone

Ticketmaster Outlets:  
214/953-1500



### HOME FIELD

Texas Stadium (Capacity 65,639)

### Helmet/Blue Jersey

Silver (PMS 8240)  
Blue (PMS 282)

### White Jersey

Royal Blue (PMS 661)  
Silver-Green (PMS 8280)

## 2001 TRAINING CAMP DATA

### WICHITA FALLS, TEXAS

July 21 through August 9  
Midwestern State University  
3410 Taft Blvd.  
Wichita Falls, TX 76308

### PHONE NUMBERS:

Fan Hotline ..... 940/397-7777  
Switchboard ..... 940/397-6700  
Public Relations ..... 940/397-6910  
Public Relations Fax ..... 940/397-6877

### OXNARD, CALIFORNIA

August 13 through August 25  
Marriott Residence Inn  
2101 W. Vineyard Ave.  
Oxnard, CA 73030

### PHONE NUMBERS:

Hotel Switchboard ..... 805/278-2200  
Hotel Fax ..... 805/983-4470

Directory ..... 2

What to Look for in 2001 ..... 4

### THE FRONT OFFICE

Jones, Jerry ..... 6  
Jones, Stephen ..... 11  
Campo, Dave ..... 12  
Coaching Staff ..... 15  
Player Personnel ..... 30

### THE PLAYERS

Draft, All-Time (1960-2001) ..... 161  
Free Agency ..... 170  
Honors, All-Time ..... 156  
Players

Biographies, Draft Choices ..... 126  
Biographies, Rookies and Free Agents ..... 134  
Biographies, Veterans ..... 38

### Rosters

All-Time, Alphabetical ..... 145  
All-Time, College ..... 150  
All-Time, Numerical ..... 151  
2001 Veterans ..... 144  
2001 Rookies and First-Year Free Agents ..... 143

### 2000 SEASON

Statistics, 2000 ..... 180  
Season at a Glance, 2000 ..... 172

### THE RECORDS

Big Days/Regular Season ..... 215  
Largest Margin of Victory ..... 204  
Largest Margin of Defeat ..... 204  
Last Time ..... 217  
Longest Plays/Regular Season ..... 213  
Individual Records/Regular Season ..... 195  
Team Records/Regular Season ..... 205  
Records/Temperatures ..... 194  
Statistical Leaders, All-Time ..... 184  
Statistical Leaders by Year ..... 188  
Team Statistics by Year ..... 186

### THE PLAYOFF RECORDS

Playoff History ..... 220  
Big Days/Playoffs ..... 231  
Longest Plays/Playoffs ..... 232  
Statistical Leaders, All-Time/Playoffs ..... 222  
Individual Records/Playoff ..... 224  
Team Records/Playoffs ..... 228

### THE HISTORY

Attendance ..... 296  
Consecutive Winning Seasons ..... 297  
Historical Highlights ..... 287  
Hall of Fame ..... 286  
Opponents ..... 276  
Overtime Games ..... 298  
Preseason Results, All-Time ..... 234  
Results, All-Time ..... 236  
Ring of Honor ..... 283  
Thanksgiving Day, etc. Results ..... 297

### THE SIDELINES

Cheerleaders ..... 303  
Community Outreach ..... 306  
Cowboys in Print ..... 305  
Cowboys on Radio ..... 304  
Cowboys on Television ..... 305  
Cowboys on the Web ..... 302  
NFL Standings, 2000 ..... 310  
NFL Schedule, 2001 ..... 311  
Road Itinerary ..... 302  
Texas Stadium ..... 300  
Training Camp ..... 301



# Cowboys Club Directory

## FRONT OFFICE

**Jerry Jones**, President and General Manager  
**Stephen Jones**, Chief Operating Officer/  
 Executive Vice President/Director of Player  
 Personnel  
**Charlotte Anderson**, Vice President/Director of  
 Charities and Special Events  
**Jerry Jones Jr.**, Vice President/Director of  
 Marketing/Legal/Internet  
**George Hays**, Vice President of Marketing

## COACHING STAFF

**Dave Campo**, Head Coach  
**Joe Avezzano**, Special Teams/Tight Ends  
**Bill Bates**, Defensive Nickel Package/Assistant  
 Special Teams  
**Wes Chandler**, Wide Receivers  
**George Edwards**, Linebackers  
**Steve Hoffman**, Kickers/Quality Control  
**Hudson Houck**, Offensive Line  
**Jim Jeffcoat**, Defensive Ends  
**Joe Juraszek**, Strength and Conditioning  
**Andre Patterson**, Defensive Tackles  
**Clancy Pendergast**, Secondary  
**Jack Reilly**, Offensive Coordinator  
**Clarence Shelmon**, Running Backs  
**Glenn Smith**, Offensive Assistant  
**Wade Wilson**, Quarterbacks  
**Mike Zimmer**, Defensive Coordinator  
**Tony Ollison**, Assistant Strength and Conditioning  
**Bennie Wylie**, Assistant Strength and Conditioning  
**Laura Fryar**, Assistant to the Head Coach  
**Gail Arlington**, Administrative Assistant

## PLAYER PERSONNEL

**Stephen Jones**, Director of Player Personnel  
**Larry Laceywell**, Director of College and Pro  
 Scouting  
**Chris Hall**, College Scouting Coordinator  
**Todd Williams**, Personnel Assistant

### College

**Tom Ciskowski**, Assistant Director of College  
 Scouting  
**Jeff Ireland**, National Scout  
**Walter Juliff**, National Scout  
**Jim Garrett**, Scout  
**Tommy Hart**, Scout  
**Jim Hess**, Scout  
**Henry Sroka**, Scout

### Pro

**Bryan Broaddus**, Assistant Director of Pro  
 Scouting  
**Larry Dixon**, Advance Scout  
**Bill Hitt**, Pro Scout  
**Jim Dodson**, Pro Scout  
**Chief Conwoop**, Pro Personnel Assistant

## MARKETING

**George Hays**, Vice President of Marketing  
**Charlotte Anderson**, Vice President/Director of  
 Marketing and Special Events  
**John Hickman**, Director of Sales and Marketing  
**Blaze Witt**, Grants and Events Coordinator  
**Tiffany Guzman**, Special Events Assistant  
**Ted Olivetrea**, Mascot Coordinator

## FRONT OFFICE STAFF

**Marylyn Love**, Executive Assistant to the General  
 Manager  
**Bruce Mays**, Director of Operations  
**Robert Newhouse**, Director of Player Assistance  
 and Development  
**Susan Skaggs**, Director of Civic Affairs  
**Vincent Thompson**, Director of Human  
 Resources  
**Craig Glieber**, Assistant Director of Operations  
**Steve Carichoff**, Assistant Director Player  
 Programs/Operations  
**Connie Shaffer**, Administrative Assistant  
**Sheri Bybee**, Administrative Assistant  
**Sarah Latham**, Human Resources Assistant

## PUBLIC RELATIONS

**Rich Dalrymple**, Director of Public Relations  
**Brett Daniels**, Assistant Director of Public  
 Relations  
**Doug Hood**, Assistant  
**Emily Robbins**, Assistant/Community Relations  
 Director

## MEDICAL

**Jim Maurer**, Head Athletic Trainer  
**Britt Brown**, Associate Athletic Trainer  
**Greg Gaither**, Assistant Athletic Trainer  
**Warren Young**, Intern  
**Dr. Dan Cooper**, Team Physician  
**Dr. Andrew Dosssett**, Team Physician  
**Dr. J.R. Zamorano**, Team Physician  
**Dr. Robert Fowler**, Team Physician

## EQUIPMENT

**Mike McCord**, Equipment Manager  
**Bucky Buchanan**, Assistant Equipment Manager  
**Clyde Howard**, Assistant

## COWBOYS WEEKLY NEWSPAPER

**Russ Russell**, Publisher  
**Ron Spain**, Editor  
**Sharon Carnahan**, Circulation Manager  
**Cheryl Harris**, Production Manager  
**Kay Clark**, Administrative Assistant  
**Jonnie Haug**, Assistant

## VIDEO

**Robert Blackwell**, Director  
**Jack Murray**, Assistant  
**Sam Daniel**, Assistant





**TICKET SALES AND PROMOTIONS**

Joel Finglass, Director  
 Travis Clark, Assistant Director  
 Jim Engstrom, Assistant Director  
 Tandra Johnson, Assistant Director  
 Jeff Abadie, Sales  
 Dale Boutwell, Sales  
 Jenny Durbin, Sales  
 Ted Low, Sales  
 Eric Mock, Sales  
 Ronda Moren, Sales  
 Matt Mooty, Sales  
 Grady Siske, Sales  
 Leslie Vitale, Sales

**TICKET OPERATIONS**

Carol Padgett, Director of Ticket Operations  
 Ann Bihari, Assistant Director of Ticket Operations  
 Joy Dotson, Secretary  
 Kristy Grissom, Ticket Representative  
 Sonia Hacic, Ticket Representative  
 Katie Norcross, Ticket Representative  
 Andrea Payne, Ticket Representative  
 Ruth Ramirez, Ticket Representative  
 Christopher Rogers, Ticket Representative  
 Casey Yocom, Ticket Representative

**ACCOUNTING**

George Mitchell, Chief Financial Officer  
 Robert Nunez, Treasurer  
 Jamé Grazer, Controllor, New Enterprises  
 David Frey, Controllor  
 David Thomasson, Payroll Manager  
 Kristi Burnham, Accounting Staff  
 Shelly Cates, Accounting Staff  
 Carla Howard, Accounting Staff  
 Teresa Jackson, Accounting Staff  
 Cathy Lowe, Accounting Staff

**INFORMATION TECHNOLOGY**

Robert Nunez, IT Director  
 David Land, Network Administrator  
 Jayd Yoshino, Network Engineer  
 Al Gibson, Network Engineer

**INTERNET**

Jerry Jones Jr., Vice President/Legal/Director of Internet  
 Derek Eagleton, Manager  
 Alan Larkin, Webmaster  
 Mickey Spagnola, Columnist/Editor  
 Nick Eatman, Writer

**BUILDING OPERATIONS/PRACTICE FIELDS**

Steve Landers, Director of Facilities  
 Clay Braudrick, Assistant  
 Al Walker, Assistant  
 Kathy Coleman, Mail Room/Supplies  
 Bryan Wansley, Mail Room Assistant  
 Curtis Manning, Security  
 Jake Jacobs, Security  
 Jesse Alonzo, Security

**COWBOYS BROADCASTING**

John Chang, Director of Broadcasting  
 Scott Purcel, Broadcast Manager  
 Gina Miller, Producer and Reporter  
 Roxanne Medina, Producer and Videographer  
 Brenda Davenport, Syndication and Traffic Manger  
 Chris Behm, Production Assistant

**COWBOYS MERCHANDISING**

Bill Priakos, Director of Merchandising  
 Jeff Coleman, Mall Store Coordinator  
 Andre Landry, Game Day Merchandising Coordinator  
 Mike Denton, Catalog/Internet Coordinator

**DALLAS COWBOYS CHEERLEADERS**

Charlotte Anderson, President  
 Kelli McGonagill Finglass, Director  
 Judy Trammell, Choreographer  
 Rachel Durbin, Assistant to the Director  
 Dan Devens, Graphics and Design  
 Shelly Roper McCaslin, Associate Choreographer, Recruiter  
 Megan Willsey, Associate Choreographer  
 Shelly Bramhall, Associate Choreographer  
 Jennifer Jones Cloutier, Camp Coordinator  
 Cortney Bailey, Receptionist

**TEXAS STADIUM**

Stephen Jones, President  
 Bruce Hardy, Vice President and General Manager  
 Amy Phillips, Vice President of Food and Beverage  
 Ron Underwood, Director of Operations  
 Glenn Kimberlin, Administrative Assistant/Operations  
 Becky Elliott, Administrative Assistant  
 David Lavender, Director of Maintenance  
 Steve Epperson, Director of Housekeeping  
 Terri Van Hooser, Controllor  
 Susan Van Dyke, Accounting Staff  
 Phil Caruso, Accounting Staff  
 Sam Williams, Accounting Staff  
 Stephanie Downes, Executive Assistant  
 Veronica Elizardo, Receptionist  
 George Wasai, Director of Concessions  
 Jeannie Sprufers, Director of Suite Services  
 Eduardo Alvarez, Executive Chef  
 Felipe Tirado, Sous Chef  
 Tiffany Garrett, Catering Sales Manager  
 Cathy Malloy, Catering Sales Manager  
 Roderick Mitchell, Concessions Manager  
 Wes Harrell, Beverage Manager  
 Joe Quesenberry, Purchasing Manager  
 Maria Miranda, Banquet Manager  
 Heather Hobbs, Suite Services Coordinator  
 Kristi Behlmann, Concessions Assistant  
 Laura Van Der Tuin, Executive Assistant




## WHAT TO LOOK FOR IN 2001

- ★ **The Cowboys** improving their NFL-best, opening-day record of 30-10-1 (.744). Dallas holds the NFL record for consecutive wins in opening games with 17 straight from 1965-81.
- ★ **The Cowboys** improving their NFC-best 65-43 (.602) record against AFC foes in games against Denver, Oakland, San Diego and Seattle.
- ★ **The Cowboys** increasing their club-record 88-game (regular-season and playoffs) sellout streak at Texas Stadium.
- ★ **The Cowboys** improving their 92-23 record when Emmitt Smith carries 20-or-more times. Dallas is also 60-17 in games when Smith rushes for 100-yards-or-more (marks include both regular season and postseason).
- ★ **The Cowboys** extending their club record for consecutive games (regular season and post-season) without allowing a kickoff return for a touchdown. Entering 2001, the Cowboys current streak is 136 games (Oct. 3, 1993).
- ★ **The Cowboys** establishing a club record for consecutive point after touchdowns (kicking). Entering 2001, the Cowboys have connected on 141 consecutive PATs. The club record is 162 straight set from 1969-73. Dallas last had a missed PAT on Oct. 27, 1996 at Miami.
- ★ **Dexter Coakley** recording the 600th tackle of his career. Coakley enters his fifth NFL season with 538 career tackles.
- ★ **Joey Galloway** recording the 300th reception and 5,000th receiving yard of his career. Entering the 2001 season, Galloway has 287 receptions for 4,519 yards in his career.
- ★ **Jackie Harris** recording his 400th career reception. Harris currently has 378 career catches.
- ★ **Raghib Ismail** recording the 5,000th receiving yard of his career. Entering the 2001 season, Ismail has 4,461 receiving yards in his career.
- ★ **Emmitt Smith** extending his NFL record for career rushing touchdowns. Smith currently has 145 rushing touchdowns.
- ★ **Emmitt Smith** scoring the 1,000th point of his career. Smith currently has 938 career points, 62 points shy of the 1,000-point plateau. He would become the 29th player in NFL history to score 1,000 points.
- ★ **Emmitt Smith** moving past Barry Sanders into second place on the NFL's all-time rushing chart. Smith, currently in third place with 15,166 yards, trails Sanders (15,269 yards) by 103 yards. With 1,561 yards rushing in 2001, Smith can pass Walter Payton (16,726) to become the NFL's all-time leading rusher.
- ★ **Emmitt Smith** becoming the first player in NFL history to rush for 1,000-yards in 11-straight seasons.
- ★ **Emmitt Smith** continuing to move up the NFL's all-time list for combined net yards. Smith enters 2001 in sixth place on that list with 17,973 career yards. He can move past Herschel Walker (18,168 yards) and Barry Sanders (18,308) with 336 yards.
- ★ **George Teague** recording the 500th and 600th tackle of his career. Teague enters the 2001 season with 499 career stops.
- ★ **Jason Tucker** entering the club's all-time kickoff return list. Tucker currently has 73 kickoff returns, two shy of the 75 necessary to qualify for the career rankings. With a current career average of 23.5 yards-per-return, Tucker would enter the club's record book with the fourth highest return average in club history.
- ★ **Darren Woodson** moving into second place on the club's all-time tackle chart. Woodson currently stands third on that list with 1,047 career stops, trailing Randy White (1,104 tackles) by 57 tackles. Lee Roy Jordan holds the club record with 1,236 career tackles.



**The  
Front  
Office**





## Jerry Jones

**Owner and  
General Manager**



In one of the most dramatic eras of ownership in professional sports, Jerry Jones' stewardship of the Dallas Cowboys has brought rapid success and unprecedented results to one of the world's most visible sports entities.

Highlighted by Super Bowl victories following the 1992, 1993 and 1995 seasons, Jones became the first owner in NFL history to guide his team to three league championships in his first seven years of ownership.

In addition, the Dallas Cowboys of the 1990s maintained a championship level of excellence throughout the decade by winning a league-high six division titles, earning four NFC Championship Game appearances and claiming the ultimate prize three times. Dallas also became the first team in NFL history to win three Super Bowls in four seasons.

All of this has been accomplished since Jones' 1989 purchase of the team – at a period of time when the proud franchise was struggling through its most difficult era in club history. For the first time since 1964, the Cowboys had posted losing seasons for three consecutive years, and the club had closed the 1988 and 1989 seasons with the worst record in the NFL.

In the ensuing years of Jones' ownership, fans of the Dallas Cowboys witnessed what might have been the most impressive and visible turnaround in the history of professional sports. A team that closed the 1980s with a pair of seasons that netted just four wins would go on to win more division titles and league championships than any other franchise in the 1990s.

Jones' immediate vision in 1989 was to put a championship team on the field, while also restoring the pride of a fan following that spans the nation and reaches all corners of the world. In a matter of months, that vision became reality. By January of 1993, the Cowboys earned a Super Bowl championship for the first time in 15 seasons, and the following year, the Cowboys became the fifth team to win back-to-back Super Bowl crowns.

In 1995, the Dallas Cowboys became the first NFL franchise to win three Super Bowls in a four year period of time, while tying the NFL record for the most Super Bowl victories by an organization with five. In 1996, the club claimed its fifth straight division title, a feat that had never been accomplished by any NFC Eastern Division team. After a one-year absence from postseason play in 1997, the Cowboys regained the NFC East crown in 1998 and finished the decade with a playoff appearance in 1999 – the team's eighth postseason trip in nine years.

Along the way, Jones has established himself as one of the NFL's most influential and active owners. His "hands on" leadership ability has played a major role in the resurgence of the Cowboys, and his contributions to the National Football League have been prominent and productive:

- ★ In the last 22 years, 22 different owners have entered the National Football League. Of that group, only Jerry Jones has guided his franchise to more than two Super Bowl championships. Moreover, Jones joins Art Rooney, Jack Kent Cooke, Al Davis and Eddie DeBartolo as the only men to own NFL franchises that have won at least three Super Bowls under their guidance.
- ★ The fan following and interest in the current era of the Cowboys has reached unprecedented levels in the national and international spotlight. In the 1990s, the Cowboys compiled an NFL record by playing in front of 160 straight sold out stadiums (home and away). In addition, Dallas' three most recent Super Bowl appearances represent the three most watched television programs in history and the club is annually one of the league's top merchandise sellers.
- ★ As a member of the league's Broadcasting Committee, Jones was a key player in the agreement that introduced the FOX Network to the NFL as the rights holder for the NFC television package in 1993. In addition, he was a prominent voice in the most recent NFL television agreement that set the standard for all of professional sports in terms of network television partnerships.
- ★ The results of an ESPN poll released on May 31, 2000 revealed that the Cowboys were the nation's favorite professional team in any sport. For the past seven consecutive years, the Cowboys have been named the most popular NFL team in research compiled by Harris Polls.





- ★ With his appointment to the NFL's prestigious Competition Committee in May of 1992, Jones became the first owner to serve in that capacity since the late Paul Brown. He has since moved to the Executive Committee of the NFL's Management Council as well as the NFL's Committee on NFL Properties. After being rotated off of the Competition Committee in the middle of the last decade, Jones recently served a second term from 1998 to 2000.
- ★ Jones was one of nine NFL owners who were named to *The Sporting News* list of the 100 Most Powerful People in Sports of the Century. Jones (ranked #78) joined George Halas (14), Lamar Hunt (17), Paul Brown (19), Al Davis (31), George Preston Marshall (61), Wellington Mara (73), Art Rooney (81) and Sonny Werblin (96) on the list. In addition, Jones has consistently been rated among the Top 20 in *The Sporting News* annual tabulation of the Most Powerful People in Sports throughout the past decade.
- ★ In May of 1997, *Financial World* magazine recognized Jones as the owner of the most valuable sports team in all of professional athletics. The Cowboys carried the "most valuable franchise" tag from 1993-97. The publication has not determined team values in the past four years. In September of 1999, *Fortune* ranked the Cowboys as the NFL's most valuable franchise.
- ★ In November of 1994, Jones was selected as the Master Entrepreneur of the Year by Ernst and Young and *Inc.* magazine. In December of 1994, he was named one of America's 10 Most Interesting People in a nationally televised Barbara Walters special on ABC.
- ★ During the club's run to the 1992 World Championship, the Cowboys set a team record for most wins in a regular season (13) and most overall wins (16). Following the 1995 season, the Cowboys appeared in a NFL-record eighth Super Bowl. The Cowboys are now the only team in the NFL that has won multiple Super Bowl titles in two separate decades.
- ★ After the inaugural 1-15 season in 1989, Jones was the NFL's most aggressive executive in the area of Plan B free agency, signing 16 Plan B players. Three of those players went on to start in Super Bowl XXVII, and tight end Jay Novacek was selected to five Pro Bowls.

Jerral Wayne Jones was born on Oct. 13, 1942 in Los Angeles. He learned his business style from his father, J.W. "Pat" Jones, a successful entrepreneur first in supermarkets, then in insurance.

Pat Jones moved his family to North Little Rock, AR, soon after Jerry was born. After starring as a running back at North Little Rock High School, Jerry received a scholarship to play football at the University of Arkansas. He was a starting guard and co-captain of the 1964 team that went 11-0, defeated Nebraska in the Cotton Bowl and captured the national championship.

Upon graduating with a M.B.A. from Arkansas in 1965, Jerry joined his father's insurance company, Modern Security Life in Springfield, Mo., as executive vice president.

Jones entered the oil and gas exploration business in Oklahoma in 1970 and soon became a phenomenal success. His oil and gas concern now has offices in Fort Smith, AR, and Calgary, Canada.

One of a very small number of NFL owners who actually earned a significant level of success as a football player, Jones is currently living his dream of engineering the fortunes of a NFL franchise. A man of varied interests who will not rest on yesterday's achievements, he is a dedicated businessman and family man - sharing a passion for both worlds.

Jerry is also involved in numerous civic and charitable causes. As very strong supporters of The Salvation Army, Jerry and wife Gene were presented the Army's Partner of the Year Award in 1997 on behalf of the Cowboys organization. In each of the last eight years, Gene and Jerry Jones, along with the Dallas Cowboys, have served as hosts and underwritten the costs, for the Super Lunch, a fundraising event for The Salvation Army Irving Corps Community Center and its special projects. This annual event has raised nearly \$1 million since its inception, including \$200,000 in 2000.

The Gene and Jerry Jones Family Center for Children opened in November of 1998 in conjunction with the Salvation Army. The center offers affordable childcare for low-income families and was made possible by gifts from the Jones family and the Cowboys that exceeded \$1.2 million.

For the past four seasons, the Jones family has dedicated the Cowboys annual Thanksgiving Day halftime show as a national showcase to kickoff the Salvation Army's annual Kettle Drive. The nationally televised event has created a new holiday tradition, while helping to increase donations to The Salvation Army's annual fund raising efforts by several millions of dollars. Reba McEntire, Randy Travis, Clint Black, Jessica Simpson and Billy Gilman have provided the entertainment for the last four holiday extravaganzas.

For their efforts in this area, the Joneses received the Evangeline Booth Award in 1999, one of the Army's highest national community service awards and have been selected for membership into the prestigious Salvation Army William Booth Society. Gene and Jerry were named to the Salvation Army's National Advisory Board in April of 1998.

This past spring, the Joneses were awarded the Chairman's Award by The Boys and Girls Clubs of America. This award is given to recognize individuals who made a positive difference in people's lives - particularly in the lives of children. The Chairman's Dinner, chaired by daughter, Charlotte Anderson, raised \$1.9 million for The Boys and Girls Clubs.

Gene and Jerry Jones are also very active supporters of the Library of Congress. As members of the Library's James Madison Council, Gene and Jerry provided a major gift to the Library to provide for the



complete restoration of the Thomas Jefferson Library. The gift was made as a kickoff to the Library of Congress' bicentennial celebration.

In their continuing desire to enhance education and support young people in the community, the Jones family served as underwriting sponsor for The Dallas Cowboys/Gene and Jerry Jones Family - *Dallas Morning News* All-State Scholar-Athlete Team. The program honors and provides scholarships for 12 college-bound, student-athletes from across the State of Texas who have distinguished themselves through academic and athletic excellence.

The Jones family is also very actively involved with several other community-related organizations, including the Children's Medical Center of Dallas, the National Board for The Boys and Girls Clubs of America, the Kent Waldrep Paralysis Foundation and The Rise School of Dallas.

Jerry and wife Gene, a former Arkansas beauty pageant winner whom he met while both attended the University of Arkansas, live in Dallas. They have three children, Stephen, Charlotte and Jerry, Jr., and seven grandchildren.

Stephen (6/21/64) is a graduate of the University of Arkansas and serves as the Cowboys' Chief Operating Officer/Executive Vice President/Director of Player Personnel. Charlotte (7/26/66) is a Stanford graduate and serves as the Cowboys Vice President/Director of Charities and Special Events. Jerry Jr. (9/27/69), a graduate of Georgetown University who earned his law degree from Southern Methodist University, is the Cowboys' Vice President/Director of Marketing/Legal/Internet.

### Chronology Since Jerry Jones' Purchase of the Dallas Cowboys:

**February 25, 1989** - Jones purchases the Dallas Cowboys and the lease to manage Texas Stadium Corp. from H.R. "Bum" Bright. Jerry Jones names Jimmy Johnson as the new head coach.

**April 20, 1989** - Jones completes negotiations on Troy Aikman's contract—a six-year deal that is completed four days before Aikman is the top overall selection in the 1989 NFL Draft.

**October 12, 1989** - Herschel Walker is traded to Minnesota for five players, six conditional draft choices and a 1992 first round draft choice. Current players who actually came to Dallas as a result of the trade include Emmitt Smith and Darren Woodson.

**August 10, 1990** - The Cowboys' first-ever in-state training camp concludes at St. Edward's University in Austin. Over 100,000 fans attend workouts, while more than 400 media credentials are issued in the three-plus weeks of work. Austin officials estimate the camp brought an additional \$3.2 million of income into the Austin area.

**September 5, 1990** - The Cowboys trade Steve Walsh to the New Orleans Saints for a first and third round draft choice in 1991 and a conditional second round pick in 1992.

**April 19, 1991** - A deal is made to bring the first overall selection in the 1991 NFL Draft to Dallas in exchange for a first and second round selection and three veteran players. Dallas selected Outland Trophy winner Russell Maryland with the top pick.

**April 21-22, 1991** - In an unprecedented action among NFL clubs, the Cowboys sign their top three draft choices on draft day. The team also drafts a club record 17 players.

**July 16, 1991** - The Cowboys open training camp in Austin with all 17 of their draft choices under contract. Dallas concludes its second training camp at St. Edward's University, with over 75,000 fans attending the Cowboys' practices.

**November 24, 1991** - The Cowboys end the Washington Redskins' 1991 undefeated streak at 11 games with a 24-21 victory at RFK Stadium.

**December 15, 1991** - Dallas defeats Philadelphia, 25-13, at Veterans Stadium to secure a wild card playoff spot. The victory marks the team's first trip to the playoffs since the 1985 club went 10-6 and won the NFC Eastern Division title.

**December 22, 1991** - Dallas closes the 1991 season with a 31-27 win over Atlanta, marking the team's best record (11-5) since 1983.

**January 5, 1992** - Dallas defeats Chicago by a 17-13 score in an opening round playoff game at Soldier Field. The victory marks the Cowboys' first playoff win since 1982, and the first playoff win on the road since 1980.

**May 1, 1992** - Jerry Jones is appointed to the NFL's Competition Committee by Commissioner Paul Tagliabue. Jones becomes the first owner to serve on the prestigious committee since the death of Cincinnati's Paul Brown.

**December 21, 1992** - Before a national television audience on ABC's Monday Night Football, the Cowboys defeat the Atlanta Falcons (41-17) at the Georgia Dome to claim the NFC Eastern Division Championship. The victory marks the Cowboys' first divisional title since 1985. It is the 14th divisional title in club history.

**December 23, 1992** - Six players from the Cowboys offense are selected to play in the Pro Bowl. The six players establish a Dallas Cowboys' record for most offensive players selected to the Pro Bowl.

**December 27, 1992** - Dallas defeats Chicago by a 27-14 score at Texas Stadium. The victory is the 13th of the year for Dallas, establishing a new club record for victories in a season. Emmitt Smith finishes the season with 1,713 rushing yards, enabling him to become the first player to win back-to-back NFL rushing titles since Eric Dickerson (1983-84).

**December, 1992** - The Cowboys set a new team record for road attendance by averaging 72,523 fans-per-road game in 1992. The team also played before a sold-out stadium in all 16 regular season games.

**January 10, 1993** - In their first home playoff game since 1983, Dallas hands NFC East rival Philadelphia a 34-10 defeat in a NFC Divisional Playoff Game.





**January 17, 1993** – In their first NFC Championship Game since 1982, the Cowboys defeat the San Francisco 49ers by a 30-20 score at Candlestick Park. The victory sends Dallas to Super Bowl XXVII in Pasadena, marking the Cowboys first Super Bowl trip since 1978.

**January 31, 1993** – While making a NFL record sixth Super Bowl appearance, the Cowboys defeat Buffalo 52-17 in Super Bowl XXVII at the Rose Bowl in Pasadena. The victory enables the Cowboys to become the only franchise in NFL history to win more than one Super Bowl under two different owners. Troy Aikman was named the game's MVP after throwing four touchdown passes. The Super Bowl crowd of 98,374 becomes the largest crowd to ever witness a Cowboys game. The game was witnessed by 133.4 million television viewers, making Super Bowl XXVII the most watched event in television history.

**March 5, 1993** – The Super Bowl Champion Dallas Cowboys become the first athletic team to visit the White House under President Bill Clinton's administration. The Cowboys team visit to the White House is the first in club history.

**December 28, 1993** – An NFC record 11 Dallas players are selected to the Pro Bowl. That group includes a club record eight offensive selections (seven Pro Bowl starters).

**January 2, 1994** – The Cowboys defeat the N.Y. Giants 16-13 in overtime at the Meadowlands. The victory clinches the Cowboys' second straight NFC East title and the 15th division crown in club history.

**January 2, 1994** – Emmitt Smith finishes the season with 1,486 yards to earn his third straight NFL rushing crown. He becomes just the fourth man in NFL history to win three consecutive rushing titles.

**January 23, 1994** – Dallas defeats San Francisco 38-21 in the NFC Championship Game at Texas Stadium. The victory gives the Cowboys a NFL-record seventh conference championship in the first conference title game to be played at Texas Stadium since Jan. 1, 1978 (a 23-6 win over Minnesota).

**January 30, 1994** – Dallas becomes one of just three NFL teams to win four Super Bowls by defeating Buffalo (30-13) in Super Bowl XXVIII. The game, played at the Georgia Dome in Atlanta, featured two rushing touchdowns by Super Bowl MVP Emmitt Smith. Dallas raised its NFL record number of Super Bowl appearances to seven.

**March 30, 1994** – Barry Switzer is named the new head coach of the Dallas Cowboys – and the third head coach in team history. Switzer replaces Jimmy Johnson, who stepped down as the Cowboys' head coach the previous day.

**December, 1994** – For the second straight season, the Cowboys send a club and NFC record 11 players to the Pro Bowl.

**January, 1995** – The Cowboys set a Texas Stadium record for home attendance with an average crowd of 64,579 in 1994, the first time Dallas has averaged over 64,000 fans-per-game at Texas Stadium. The previous record was 63,943 set in 1981.

**January 15, 1995** – The Cowboys play in their third NFC Championship Game of the decade. The Cowboys are the only NFL team to play in multiple conference championship games in each decade of the team's existence.

**December 24, 1995** – Dallas wraps up its fourth straight NFC Eastern Division title – a feat that no other NFC East team had accomplished other than the Cowboys teams from 1976 to 1979.

**December 25, 1995** – Emmitt Smith closes the season with a team record 1,773 rushing yards and a NFL record 25 rushing touchdowns. Smith led the NFL in rushing for the fourth time in five years, becoming just the fifth player in NFL history to win at least four rushing titles.

**December, 1995** – Ten Cowboys are selected to the NFC Pro Bowl squad. Since 1993, Dallas has earned 32 Pro Bowl selections – the most ever by one team over a three-year period of time.

**January 14, 1996** – The Cowboys win a NFL record eighth conference championship game by defeating the Green Bay Packers 38-27 at Texas Stadium. The victory marked the Cowboys third NFC title in four years.

**January 28, 1996** – Dallas becomes the first team in NFL history to win three Super Bowls in a four-year period by defeating the Pittsburgh Steelers 27-17 in Super Bowl XXX at Sun Devil Stadium in Tempe, AZ. The game is witnessed by 138.4 million television viewers, making Super Bowl XXX the most watched event in television history. The victory enables Dallas to earn its fifth Super Bowl title – joining the San Francisco 49ers as the only NFL franchises to win five Super Bowls. The Cowboys have now appeared in a NFL record eight Super Bowls. Dallas also became the first NFL franchise to win Super Bowls with three different head coaches.

**December 15, 1996** – The Cowboys clinch a fifth straight division title with a 12-6 win over the New England Patriots at Texas Stadium. The championship enables the Cowboys to become the first team in NFL history to win five straight NFC Eastern Division crowns.

**January 5, 1997** – Dallas closes the postseason with a divisional playoff loss at Carolina. The loss marks the first time since the 1991 season that the Cowboys were unable to reach the NFC title game.

**December, 1997** – The Cowboys close the 1997 season with a 6-10 record, marking the team's first non-playoff season since 1990.

**February 12, 1998** – Jerry Jones names Chan Gailey as the fourth head coach in the history of the Dallas Cowboys franchise. Gailey, who had previously served as the Pittsburgh Steelers offensive coordinator, replaces Barry Switzer, who resigned from his position on January 9th.

**July 15, 1998** – The Cowboys open training camp at Midwestern State University in Wichita Falls, TX. Attendance figures for the four-week camp exceed 100,000.

**November 8, 1998** – With 163 yards on 29 carries in a 16-6 win over the New York Giants, Emmitt Smith becomes the Dallas Cowboys all-time leading rusher. Smith's performance against New York pushes him past Tony Dorsett (12,036) and into the Cowboys top spot.

**December 20, 1998** – After a one-year absence from postseason play, the Cowboys clinch their six NFC Eastern Division title in the last seven years with a 13-9 win over Philadelphia at Texas Stadium. The 1998 division crown is the 19th division championship (15th NFC East title) in the club's 39-year history.



**December 27, 1998** - After scoring a first-half touchdown on a one-yard run against the Redskins at Texas Stadium, Emmitt Smith becomes the NFL's all-time leader in rushing touchdowns, moving ahead of Marcus Allen (123). Smith would later add a 26-yard touchdown run in the second quarter to bring his league record total to 125 rushing touchdowns by season's end. The Cowboys closed the year with a 23-7 victory over Washington and a 10-6 record, marking the 23rd season in which Dallas recorded at least 10 wins-a NFL record. The win over the Redskins also enabled Dallas to become the first team in the history of the NFC East to post an 8-0 record in division play.

**December 24, 1999** - The Dallas Cowboys NFL-record of consecutive games in front of sold out stadiums comes to an end in a Christmas Eve game against the New Orleans Saints in the Louisiana Superdome. The streak, which included home and away games, came to a halt after 160 games. It began on Dec. 23, 1990 at Philadelphia's Veterans Stadium and included 79 straight sell-outs at Texas Stadium (including playoffs) and 81 straight sell-outs on the road (including playoffs).

**January 2, 2000** - The Cowboys close the century as the NFL's most successful team in the decade of the 1990s. From 1990 to 1999, Dallas qualified for the playoffs eight times, won six division titles, made four trips to the conference championship game and won three Super Bowls. The 1999 season ends with an 8-8 regular season record and a wild card playoff loss at Minnesota on Jan. 9, 2000.

**January 26, 2000** - Jerry Jones names Cowboys defensive coordinator Dave Campo as the fifth head coach in franchise history. Campo spent the previous 11 seasons as an assistant coach in Dallas and was the defensive coordinator for the 1995 team that won Super Bowl XXX.

### JERRY JONES MINORITY COACHING FELLOWSHIP

The Jerry Jones Minority Coaching Fellowship was established 12 years ago to give minority college football coaches an intensive working experience on the NFL level. The purpose of this fellowship is to create an experience that will enable an individual coach to understand all dimensions of coaching with the Dallas Cowboys, from working with players in the classroom and on the field, to studying techniques and strategies with the other coaches, to handling administrative duties.

Beginning with training camp, the fellowship coaches are Dallas Cowboys coaches until responsibilities at their respective institutions begin. The coaches are housed at the Cowboys' training facilities and take part in every aspect of the football program, including on-field coaching, staff meeting participation and daily evaluation of current and prospective NFL players. During their stay with the Cowboys, each fellowship coach develops an understanding of the role of an NFL coach, of how to organize and formulate practice plans and game plans and of player evaluations.


"The fellowship coaches are an important part of our team during training camp," says Cowboys owner Jerry Jones. "We want them not only to learn, but to help us during this crucial time of preparing our team for the season. We believe this experience with the Cowboys will help minority coaches develop the background and contacts to move more rapidly into the NFL."

Past recipients of the Jerry Jones Minority Coaching Fellowship include:

- |  |  |
|--|--|
| <b>1989</b> Clarence Brooks, Syracuse University<br>Desmond Robinson, West Virginia University   | <b>1995</b> Ron Aiken, Vanderbilt University<br>Luther Palmer, Virginia Union University<br>Leon Perry, Marshall University<br>Ron Taylor, University of Tulsa<br>Chris Wilson, Northern Illinois University |
| <b>1990</b> John Blake, University of Oklahoma<br>Robert Ford, Texas A&M University<br>Luther Palmer, Norfolk State University<br>Michael Simpson, Albany State University           | <b>1996</b> Charlie Coe, University of Pittsburgh<br>Luther Palmer, Virginia Union University<br>Donald Pittman, Texas A&M-Kingsville<br>Gary Smith, Southern University                                     |
| <b>1991</b> John Blake, University of Oklahoma<br>Clarence James, University of Texas<br>Michael Simpson, Albany State University<br>Charlie Williams, Texas Christian University    | <b>1997</b> Michael London, Boston College<br>Tommie Robinson, Texas Christian University<br>Willard Scissum, University of Alabama  |
| <b>1992</b> Keith Armstrong, Oklahoma State University<br>Charles Coe, University of Tennessee<br>Cary Godette, Georgia Tech University<br>Charlie Williams, University of Minnesota | <b>1998</b> Greg Burns, University of Louisville<br>Jerome Oliver, Air Force Academy<br>Bradley Sherrod, Duke University   |
| <b>1993</b> Ron Burton, University of North Carolina<br>Osia Lewis, Oregon State University<br>Randy Shannon, University of Miami<br>Ron Taylor, University of Tulsa                 | <b>1999</b> Richard Glover, New Mexico State University<br>Fitzgerald Hill, University of Arkansas<br>Travis Jones, Appalachian State University<br>Curtis Modkins, Jr., University of New Mexico            |
| <b>1994</b> Ron Aiken, University of New Mexico<br>Calvin Miller, Oklahoma State University<br>Leon Perry, Marshall University   | <b>2000</b> Al Simmons, University of California-Berkeley<br>Buddy Wyatt, Texas A&M University   |

**BOLD** denotes coaches who later coached in the NFL.





## Stephen Jones

**Chief Operating Officer  
Executive Vice President  
Director of Player Personnel**

With 12 years of NFL experience under his belt, Stephen Jones has earned the reputation of being one of the brightest young executives in all of professional sports.

Named a Cowboys Vice President in February of 1989, Jones coordinates the Cowboys' entire player personnel department. He oversees the negotiation of all player contracts, management of the salary cap, the operation of Texas Stadium and a wide range of other club related duties.

Recognized as Owner Jerry Jones' right hand man, Stephen Jones has played an integral role in the team's rise from a 1-15 record in 1989 to three Super Bowl victories and six NFC East titles in the last nine seasons.

In the ever-evolving role of the salary cap in the current collective bargaining agreement, Jones' performance in managing the Cowboys player payroll has played a prominent role in the team's ability to compete at the NFL's highest level.

Jones' involvement in shaping the Dallas roster under the salary cap was critical in allowing the Cowboys to maintain one of the NFL's most talented core group of players throughout the decade of the 1990s.

In the months leading up to the 2000 season, Jones played a key role in the Cowboys aggressive approach to free agency. He was instrumental in negotiating a long-term contract that allowed Dallas to trade for wide receiver Joey Galloway. In addition, he oversaw the signings of TE Jackie Harris, QB Randall Cunningham, LBs Joe Bowden and Barron Wortham and CB Ryan McNeil, each of whom played a major role during the 2000 season for the Cowboys.

In 1999, his hard work helped Dallas land wide receiver Raghbi "Rocket" Ismail, who went on to lead the team with 80 receptions, and center Mark Stepnoski. These moves helped the Cowboys earn their eighth playoff appearance in the 1990s.

During a historic two-year period, Jones was involved in signing five Cowboys stars who were considered among the best players in the league at their respective positions. Between September of 1993 and September of 1995, Jones helped orchestrate contract agreements for running back Emmitt Smith, quarterback Troy Aikman, fullback Daryl Johnston, wide receiver Michael Irvin and cornerback Deion Sanders.

In the summer of 1992, Stephen Jones was the key figure in the negotiation and signing of 13 veteran contracts – enabling the Cowboys to start the season with a complete roster en route to their run to the Super Bowl XXVII title.

In April of 1991, Jones was part of a Dallas college draft effort that saw the Cowboys select 17 players – all of whom were under contract prior to the start of training camp. In addition, 14 of the 17 players drafted by Dallas went on to earn roster spots in the NFL.

Entering his 12th year as a NFL executive, Jones has enjoyed a life-long association with the game of football. A four-year letterman as a linebacker and special teams stand-out at the University of Arkansas, Jones was a starter for the Razorbacks in the Orange Bowl Classic following the 1986 season.


Prior to attending the University of Arkansas, Jones was an all-state quarterback and a three-year starter at Catholic High School in Little Rock, AR.

He graduated from Arkansas in 1988 with a degree in chemical engineering and went to work in the oil and gas business for JMC Exploration as an engineer.

On Feb. 25, 1989, Jerry Jones purchased the Dallas Cowboys and installed Stephen into a key front office position as one of three vice presidents with the club.

Jones is actively involved with the Young Presidents Organization. He serves on the board of directors for the Kent Waldrep National Paralysis Foundation, the G.T.E./ S.M.U. Athletic Forum and the Episcopal School of Dallas. Jones is also a member of the Boy Scouts of America executive board.

Jones (6/21/64) was born and raised in Little Rock, AR. He is married to the former Karen Hickman of El Dorado, AR, and the couple has three daughters and a son: Jessica (8/24/92), Jordan (10/8/93), Caroline (4/4/97) and John Stephen, Jr. (4/19/99).



## Dave Campo

### Head Coach

**Central Connecticut State**

**NFL: 12th Year ★ Cowboys: 12th Year**

As one of the NFL's most highly regarded defensive minds, Dave Campo earned his spot at the top of the Dallas Cowboys organization through hard work and perseverance.

On Jan. 26, 2000, Jerry Jones selected Campo as the fifth head coach in Dallas Cowboys history. In his 11 seasons as an assistant coach in the NFL (1989-1999), Campo served on Cowboys teams that appeared in three Super Bowls, four NFC Championship Games and won six division titles. With his hiring, Campo joined a select group of four NFL head coaches who have been a part of three or more Super Bowl titles in their coaching career. That group includes George Seifert

(five times), Mike Shanahan (three) and Mike Holmgren (three).

As the franchise's head coach, he is charged with restoring the team to its place among the NFL's elite after an inaugural, injury plagued 2000 season in which the Cowboys record fell to 5-11. The Cowboys lost 11 opening-day starters for a combined total of 70 games, including nine who suffered season-ending injuries. Although the 2000 season evolved into a year of transition and development, the new head coach required, and received, a maximum effort from his players throughout the season. Ultimately, the team's fate was determined by five losses that were decided by a combined total of 19 points.

Enthusiasm, determination and an ability to motivate have long been trademarks of Campo's coaching style, and his first year results as a head coach have only strengthened his resolve to take the Cowboys back to the top.

In four of the five years that Campo directed the Dallas defense, the Cowboys finished the year ranked among the NFL's top 10 units, including two top three finishes. The 1999 defense ranked ninth in the NFL (third in the NFC) in total yards and allowed one touchdown or less in nine of the 16 regular season games. The Cowboys defense held opponents to 13 points or less in nine of the team's 16 games in 1999, tying the second most in club history. The 1978 Cowboys defense held 10 opponents to 13 points-or-less, while the 1998 and 1968 clubs held nine opponents to 13 points-or-less. Dallas closed the 1999 season ranked fifth in the NFL in points allowed per game, surrendering 17.3 points-per-outing. Only four defensive units permitted fewer offensive touchdowns than the 25 surrendered by the Dallas defense in 1999 and only St. Louis (4) surrendered fewer rushing touchdowns than the six allowed by the Cowboys. The 24 interceptions recorded by Dallas in 1999 marked just the second time in the last 13 years the team topped the 20 interception barrier, and it was the highest interception total for a Dallas team since 1985. Following the 1999 season, linebacker Dexter Coakley and cornerback Deion Sanders were named to the NFC Pro Bowl squad.

The 1998 unit permitted fewer opponents' trips inside the 20-yard line (31) than any other team in the league, and the Dallas defense finished fifth in the NFL in third down conversion defense (32.9%). Following the divisional championship season of 1998, defensive tackle Leon Lett, cornerback Deion Sanders and safety Darren Woodson were named to the Pro Bowl.

In 1997, Campo's group ranked second in overall defense in the NFL (allowing 282.3 yards-per-game), while leading the entire league in pass defense (157.6). Those numbers were even more impressive considering the fact that key players such as Lett, Sanders, Woodson and Chad Hennings missed a combined total of 23 starts. Sanders and Woodson earned Pro Bowl honors as prominent players in the NFL's best secondary.

In 1996, Campo's defense helped guide the Cowboys to a 10-6 finish and an unprecedented fifth straight NFC Eastern Division crown. During the '96 regular season, the Dallas defense was ranked first in the NFL for 11-of-16 weeks before closing the year ranked third (273.9 yards-per-game). The Cowboys pass defense finished the year second in the NFL, permitting just 175.4 yards-per-game, while the Dallas rushing defense was 10th (98.5 yards-per-game). Dallas also ranked third in the NFL in limiting opponents to just 16.3 first downs-per-game. The Cowboys defense surrendered just 20 touchdowns (second best in the NFL), and, in four games, the Dallas defense kept its opponent out of the end zone. Three of Dallas' defensive starters, Sanders, Woodson and Tony Tolbert were named to the NFC Pro Bowl squad following the season.

In 1995, Campo directed the fortunes of the World Champion Dallas defense, which finished the season ranked third in the NFL in touchdowns permitted with 32. Dallas also closed the year ranked third in the NFL in fewest points allowed with an average of 18.2 points-per-game. Only seven NFL teams had more interceptions than the 19 registered by Dallas, and the Cowboys returned four of those interceptions for touchdowns, tying the team record. With defensive stars such as Sanders, Kevin Smith, Charles Haley and Russell Maryland missing a combined 37 starts, the Cowboys still managed to finish the season ranked ninth in the NFL (fourth in the NFC) in total defense, allowing 315.3 yards-per-game. Dallas





was 16th in the NFL in rushing defense (110.8) and eighth in pass defense (204.5).

Campo was elevated to the position of defensive coordinator on Jan. 24, 1995. Prior to becoming Dallas' third defensive coordinator since 1992, Campo directed the efforts of a secondary that had grown into one of the team's deepest and most productive units.

In 1994, while helping the Cowboys to the top defensive ranking in the NFL, the Dallas defensive backfield enjoyed its most productive season in several years. While leading the NFL in total defense (269.6 yards-per-game), the Cowboys were also ranked first in the NFL in pass defense (172 yards-per-game). All-Pro strong safety Woodson became the first Dallas defensive back to earn a starting Pro Bowl berth since Everson Walls (1985). Dallas finished the year tied for fourth in the NFL in interceptions with 22 – a figure that represented the most interceptions by a Cowboys club since 1987. In addition, Woodson led the team in interceptions with five – marking the fourth straight year that a different Cowboys defensive back had captured the individual interception lead.

In 1993, while directing the secondary of the Super Bowl XXVIII Champion Cowboys, Campo's group was led by cornerback Kevin Smith, who intercepted more passes (six) than any Dallas player since the 1986 season. Also in '93, strong safety Thomas Everett became the first Dallas defensive back in seven seasons to be selected to appear in the Pro Bowl.

Campo was hired by Dallas in 1989 after spending two years at the University of Miami as the secondary coach. At Miami, he helped the Hurricanes to a two-year record of 23-1 and a national title in 1987, while fine tuning the talents of the best defensive back in school history, Safety Bennie Blades was the 1987 Jim Thorpe Award winner (honoring the best collegiate defensive back) before being selected with the third pick in the NFL Draft by the Detroit Lions. Eight of Campo's Miami charges went on to sign NFL contracts.


Prior to joining Miami, Campo spent three seasons (1984-86) as part of a staff that turned Syracuse into a national championship contender.

Campo began his career at his alma mater, Central Connecticut State, where he spent the 1971-72 seasons. He then moved to the University of Albany (1973), Bridgeport (1974), the University of Pittsburgh (1975), Washington State (1976), Boise State (1977-79), Oregon State (1980), Weber State (1981-82) and Iowa State (1983).

In addition to starring at defensive back in college, David Cross Campo (7/18/47) twice earned All-East honors at shortstop at Central Connecticut State. He attended Robert E. Fitch High School in Groton, CT.

Prior to training camp, July 21, 2001, Campo and the coaching staff participated in the club's fourth annual coaches clinic. The one-day complimentary clinic was offered to 600 area middle school, youth and Salvation Army agency football coaches. He also hosted a Saturday outing for a group of mentally challenged adults at the Valley Ranch training facility, complete with a player autograph session, performance by Rowdy, the Cowboys' mascot, and a tour of the Cowboys training facility.

He and wife Kay have six children – Angie, Eric, Becky, Tommy, Shelbie and Michael.




#### Where Campo's defense ranked as a coordinator:

	NFL Rank			NFC Rank		
	Total	Rush	Pass	Total	Rush	Pass
1995	9	16	8	4	9	4
1996	3	10	2	2	5	2
1997	2	24	1	2	12	1
1998	18	12	22	9	6	12
1999	9	6	13	3	3	4




### DAVE CAMPO COACHING HISTORY

Year – Location	Record	Achievements
1971 – Central Connecticut State (linebackers)	7-3	
1972 – Central Connecticut State (linebackers)	5-5	
1973 – University of Albany (secondary)	7-2	
1974 – Bridgeport (defensive coordinator)	6-4	
1975 – Pittsburgh (secondary)	8-4	Won Sun Bowl
1976 – Washington State (secondary)	3-8	
1977 – Boise State (secondary)	9-2	Big Sky Conference Champions
1978 – Boise State (secondary)	7-4	
1979 – Boise State (defensive coordinator)	10-1	Big Sky Conference Champions
1980 – Oregon State (secondary)	0-11	
1981 – Weber State (assistant head coach/ defensive coordinator)	7-4	
1982 – Weber State (assistant head coach/ defensive coordinator)	4-7	
1983 – Iowa State (secondary)	4-7	
1984 – Syracuse (secondary)	6-5	
1985 – Syracuse (secondary)	7-5	Lost Cherry Bowl
1986 – Syracuse (secondary)	5-6	
1987 – University of Miami (secondary)	12-0	Won Orange Bowl – National Champion
1988 – University of Miami (secondary)	11-1	Won Orange Bowl – Ranked No. 2
1989 – Dallas Cowboys (defensive assistant)	1-15	
1990 – Dallas Cowboys (defensive assistant)	7-9	
1991 – Dallas Cowboys (secondary)	11-5	Lost Divisional Playoff Game
1992 – Dallas Cowboys (secondary)	13-3	Super Bowl XXVII Champions
1993 – Dallas Cowboys (secondary)	12-4	Super Bowl XXVIII Champions
1994 – Dallas Cowboys (secondary)	12-4	Lost NFC Championship Game
1995 – Dallas Cowboys (defensive coordinator)	12-4	Super Bowl XXX Champions
1996 – Dallas Cowboys (defensive coordinator)	10-6	Lost Divisional Playoff Game
1997 – Dallas Cowboys (defensive coordinator)	6-10	
1998 – Dallas Cowboys (defensive coordinator)	10-6	Lost NFC Wild Card Game
1999 – Dallas Cowboys (defensive coordinator)	8-8	Lost NFC Wild Card Game
2000 – Dallas Cowboys (head coach)	5-11	







## Joe Avezzano

### Special Teams/Tight Ends

**Florida State**  
**NFL: 12th Year** ★ **Cowboys: 12th Year**



When Joe Avezzano took over the Cowboys special teams in 1990, he established a high expectation level for his units, and those units have met or exceeded demands year after year. Since his arrival, the Cowboys' special teams units have consistently finished near the top of NFL rankings in all four major kicking game categories – punt return average, kickoff return average, punt coverage and kickoff coverage. In the process, Dallas has also established a well-deserved reputation for making big plays. Since 1990, Avezzano's units have been responsible for 20 blocked kicks and 15 combined touchdowns on punt and kickoff returns – 12 scores on punt returns alone. The Cowboys consistency, big plays and an ability to positively affect the outcome of games on special teams has not gone without notice. In his 11 seasons in Dallas, Avezzano has been named the NFL's Special Teams Coach of the Year three times (1991, 1993, 1998) based on a vote of the NFL's special teams coaches. Avezzano is the only three-time winner of the award. In 2001, Avezzano takes over the responsibility of coaching Dallas' tight ends, and he will try to establish with this group the same level of production he expects from his special teams units.

Despite numerous injuries that caused personnel changes throughout 2000, Dallas was one of only nine teams to finish the year ranked in the top 19 of all four major kicking game categories. In addition, the Cowboys, after ranking in the top two in opponent's average drive start following kickoffs the past three seasons, tied for third in the NFL in that category last fall. Avezzano integrated a new return man, Wane McGarity, into the punt return unit, and he responded by returning two punts for touchdowns to tie the club record for punt returns for touchdowns in a season while finishing third in the NFC with an 11.8 yard average. Rookie punter Micah Knorr finished fourth in the NFC and established a club rookie record by averaging 42.8 yards-per-punt. Knorr also finished fifth in the NFC with a 35.8 net punting average.

After leading the NFL in opponent's average drive start following kickoffs in both 1997 and 1998, the Cowboys finish 1999 ranked second in the league. Despite numerous injuries to return men during the season, Dallas finished fifth in the league in kickoff returns (23.7 yard average) and sixth in punt returns (10.7 yard average). First-year return man Jason Tucker, who didn't even record his first career kickoff return until midseason, came on to finish the year ranked second in the NFL with a 27.9 yard average – the fifth best total in club history. Avezzano was also successful in integrating Flozell Adams into the field goal rush unit mid-way through the 1999 campaign, and Adams responded by blocking two field goals in November.

Dallas closed out the 1998 season as one of only two teams in the NFL to be ranked in the top 12 in all four major kicking game categories, a feat that helped Avezzano win his third Special Teams Coach of the Year award. Avezzano's units led the league in kickoff coverage for the second straight season (18.5 yards-per-opponent's return), while finishing third in punt coverage (6.2), fourth in punt return average (12.6) and 12th in kickoff return average (23.4). Deion Sanders led the league in punt return average (15.6) while returning two punts for touchdowns.

In 1997, the Cowboys led the NFL in kickoff coverage (18.0 yards-per-opponent's return), while ranking fourth in kickoff return average (24.1), 11th in punt return average (10.9) and 13th in punt coverage (9.1). First-year kicker Richie Cunningham, who earned All-Pro honors from the Associated Press, finished the season second in the NFL in scoring.

In 1996, Herschel Walker sparked Dallas with five kickoff returns of 49 yards-or-more to rank second in the NFL in kickoff return average (28.9). As a unit, the Dallas kickoff return team ranked fourth in the NFL, while the Cowboys punt coverage finished eighth and kickoff coverage placed seventh. Jim Schwantz finished the year with 32 kicking game tackles and became the first Cowboy since Bill Bates (1984) to be selected to the Pro Bowl as a special teams player.

On the road to a Super Bowl XXX title in 1995, the Cowboys ranked fourth in the NFL in punt return average with an 11.1 yards-per-return mark, while also finishing seventh in the NFL in kickoff coverage, limiting opponents to 19.5 yards-per-kickoff return.

In 1994, the Cowboys led the NFL in team kickoff return average, and Kevin Williams became the first Cowboy to return a kickoff and a punt for a touchdown in the same season.

In the Super Bowl XXVIII season of 1993, the Cowboys were the only team in the NFL to finish the regular season with a Top 10 ranking in all four major kicking game categories, helping Avezzano earn Special Team Coach of the Year honors for the second time.

Avezzano won his first NFL Special Teams Coach of the Year award in 1991 when the Cowboys led the NFL in points scored on special teams with 20 and in kickoff return average with a 21.7 mark. Also, for the first time in the same season in team history, Dallas placed a player in the top three in the league in both punt and kickoff return averages.

Before coming to Dallas, Avezzano coached the offensive line at Texas A&M for four seasons (1985-88), during which time the Aggies won three Southwest Conference titles and two Cotton Bowls. During his tenure at Texas A&M, he groomed six All-Southwest Conference picks, including All-Americans Richmond Webb and Doug Williams. Four of his charges were selected in the NFL Draft, three of those (Webb, Williams and Jerry Fontenot) in the first three rounds.



Avezzano took on the duties of offensive coordinator in 1988 when sophomore running back Darrin Lewis finished second in the nation in rushing to earn All-America honors. Before joining the Aggies, Avezzano spent five seasons as head coach at Oregon State (1980-84). From 1977-79, he served as offensive coordinator at Tennessee, and he was the offensive line coach at Pittsburgh (1973-76), helping the '76 Panthers to the national title.

Avezzano began his coaching career at Washington High School in Massillon, OH, in 1967. He then coached at Florida State (1968) before moving on to Iowa State (1969-72).

Born in Yonkers, NY (11/17/43), Avezzano grew up in Miami where he played football at Jackson High School. After starring at guard for Florida State, Avezzano was drafted by the Boston Patriots. Joe and wife Diann have a son, Anthony.

Avezzano is very active in support of the Special Olympics, both on the local and national levels. For the last nine years, he has served as the host to a special fundraising event, including the last three years in which he has hosted a Christmas season concert. Through his efforts, Joe has helped raise over \$1.1 million for Texas Special Olympics during his 11 years with the Cowboys.

**Joe Avezzano** – Born November 17, 1943, Yonkers, NY. Guard Florida State 1961-65. Pro center Boston Patriots 1966. College coach: Florida State 1968, Iowa State 1969-72, Pittsburgh 1973-76, Tennessee 1977-79, Oregon State 1980-84 (head coach), Texas A&M 1985-88. Pro coach: joined Dallas in 1990.



## Bill Bates

### Defensive Nickel Package/ Assistant Special Teams

Tennessee

NFL: 4th Year ☆ Cowboys: 4th Year



Bill Bates, one of the most popular and productive players in the history of the Dallas Cowboys franchise, continues his 19-year association with the team by overseeing the club's defensive nickel package in 2001. Bates moves into his new position after helping lead Dallas' pass defense to a No.

3 NFL ranking as the team's secondary coach in 2000. In only his fourth season as a coach, he made the transition from active player to assistant coach during the team's 1998 training camp, working with both the secondary and special teams. In 2001, he continues in both roles, working with secondary coach Clancy Pendergast to continue the Cowboys tradition of fielding top-notch pass defenses and helping Joe Avezzano prepare Dallas' special teams units.

Despite having to integrate four new cornerbacks into the secondary and juggle starting safeties due to late season injuries, Bates, in his first year overseeing the secondary, helped the Cowboys defense finish the season with the third best pass defense in the NFL. Dallas closed the year surrendering only 168.3 passing yards-per-game while holding 10 opponents to 200 passing yards-or-less, including five to 126 yards-or-less. The Cowboys, who extended their streak of consecutive games without allowing a 300-yard passer to 17 (including playoffs), were one of only three teams (Tennessee, Kansas City) to not allow a 300-yard passer during the 2000 season. Darren Woodson, despite missing the final five games of the season with a fractured forearm, finished third on the team with 123 tackles. Ryan McNeil posted a career-high 101 stops, while Phillippi Sparks led the team with five interceptions.

Bates' impact at the coaching level paid immediate dividends for the Dallas special teams. After leading the NFL in opponent's average drive start following kickoffs in 1998, the Cowboys continued their excellence in this area in 1999, finishing the year ranked second in the league. Also in 1998, the Cowboys were one of only two NFL teams to be ranked in the top 12 of all four major kicking categories. Bates' input on defense was instrumental as Dallas recorded 24 interceptions in 1999 – the most by a Cowboys club since 1985.

One of the NFL's true success stories, Bates' distinguished career (1983-97) was characterized by persistence and an ability to overcome the odds. Starting in 1983 when he made the team as a long-shot rookie free agent, he became a visible figure on the field with his ferocious special teams play. His production as a special teams standout helped propel the NFL into adding a spot on the Pro Bowl teams for special teams coverage players.

A three-year starter at safety (1986-88), Bates was named the Cowboys special teams captain in 1990 – a title he held proudly through the three Super Bowl seasons of the '90s. He finished his career with 701 tackles, and he shares the club record for years of service (15) with Mark Tuinei and Ed Jones. Bates also played in 217 regular season games, a figure that is second only to Jones (224) in club annals.

A tremendous competitor right up until his retirement as an active player, Bates topped the 20-tackle barrier on special teams in seven of his final 10 seasons. The 1997 season – his final year as a player – also marked the seventh time in the previous nine seasons that he finished either first or second on the team in special teams tackles.






As a safety, and later as a middle linebacker in nickel packages, Bates collected 14 career interceptions, including a fourth quarter theft in Chicago in the 1991 NFC Wild Card Game that helped nail down the Cowboys first playoff victory in nine years. Bates was the first NFL player selected to the Pro Bowl based on special teams coverage ability, representing the NFC in that capacity in 1984.

Bates was a four-year starting safety at the University of Tennessee. He intercepted nine passes and recovered six fumbles in his career and was named second-team All-Southeastern Conference his junior and senior seasons.

William Frederick Bates was born and raised in Knoxville, TN, where he starred in football, basketball and as a sprinter on the track team at Farragut High School. He was all-state in football and basketball. A 1985 NFL Man of the Year finalist, Bill supports the United Way, the Boys Clubs, the Special Olympics, the March of Dimes and other non-profit organizations. The Bill Bates Foundation was established in 1996 to aid various Metroplex charities. He serves as honorary chairman of the annual Wednesday's Child golf tournament benefiting Dallas-area orphans and of the Keystone Academy golf tournament for the learning disabled. Bill is also active in Fellowship of Christian Athletes.

He and wife Denise live in Dallas. Annually, Denise and Bill serve as course instructors for the Dallas Cowboys Football 101 and 201 for Ladies, which benefits local charities. Bill was named the winner of the Bob Lilly Award in 1990, 1991, 1993 and 1994. The Bill Bates Cowboy Ranch, north of Dallas, has been the setting for Cowboys pep rallies that drew thousands of fans during the Cowboys past playoff trips. The Bates Ranch is also a popular site for several corporate and private outings within the Dallas community. The Bates family includes triplets Graham William, Brianna Gail and Hunter James (5/24/89), Tanner Forest (2/18/91) and Dillon Timothy (7/5/95).

**Bill Bates** – Born June 6, 1961, Knoxville, TN. Safety University of Tennessee 1979-82. Pro Safety Dallas 1983-97. Pro coach: joined Dallas in 1998.



## Wes Chandler

### Receivers

Florida

NFL: 2nd Year ☆ Cowboys: 2nd Year



In his first year as the Cowboys' wide receivers coach, Wes Chandler was quickly forced to call on his 11 seasons of NFL playing experience and seven years of NFL Europe coaching experience to help salvage the Dallas passing game. Expected to oversee a receiving corps headed by Raghieb Ismail and Joey Galloway, his coaching ability was put to the test when Galloway suffered a season-ending knee injury in the season opener. Eight weeks later, Ismail suffered the same fate, going down for the season with a similar knee injury.

To the rescue came James McKnight and Wane McGarity, who blossomed under Chandler's tutelage and the newfound playing time. McKnight led the team with career-highs in receptions (52) and receiving yards (926), good for 11th in the NFC. His 17.8 yards-per-catch average was the fourth best in the NFL. McGarity became a dependable third down receiver, finishing with 25 receptions for 250 yards.

Chandler came to Dallas after seven years coaching in NFL Europe, including a stint as head coach of the Berlin Thunder in 1999. He was the offensive coordinator for the Frankfurt Galaxy in 1998 after spending three years (1995-97) with the Rhein Fire. He made his professional coaching debut with the Orlando Thunder (1991-92) of NFL Europe before spending two seasons (1994-95) as the receivers coach at the University of Central Florida. Chandler helped lead three NFL Europe teams to the World Bowl – Orlando Thunder (1992), Rhein Fire (1997) and Frankfurt Galaxy (1998).

Chandler retired from the NFL during the 1988 season after an 11-year playing career. At the time of his retirement, he ranked 12th in NFL history in receiving yards (8,966) and 13th in receptions (559). He earned four Pro Bowl selections in his career, including three while playing for the San Diego Chargers (1981-87) under Don Coryell and Ernie Zampese. In the strike-shortened season of 1982 – his first full season in San Diego – he caught 49 passes for 1,032 yards (21.1 avg.) and nine touchdowns in eight games. He averaged an NFL record 129.0 receiving yards-per-game that season. During that record setting season, Chandler set, and still owns, the Chargers single game receiving yardage record with 260 yards on 10 receptions against Cincinnati on Dec. 20, 1982. He began his career with the New Orleans Saints (1978-81), who drafted Chandler with the third overall selection in the 1978 NFL Draft. Chandler was leading the NFL in receiving when the Saints traded him to the Chargers during the 1981 season.


After retiring from the NFL, Chandler spent three years (1989-91) as the head football coach/athletic director for Father Lopez High School in Daytona Beach, FL. In 1993, he worked at the Wes Chandler Youth Foundation, which he founded in 1982 in Daytona Beach.

Chandler was a three-year starter for the University of Florida, where he was a consensus All-America and was voted Florida Amateur Athlete-of-the-Year in 1977. He was also an Academic All-America selection as a junior and senior. He finished his collegiate career with 1,994 receiving yards and 22 touchdowns. He lettered in football, basketball, baseball and track at New Smyrna Beach, FL, High School.



Wesley Sandy Chandler earned his bachelor's degree in speech pathology from Florida. He was the founder of a men's service group, "Board of Distinction," in New Orleans. His Wes Chandler Youth Foundation, now part of the Boys and Girls Clubs, has helped such Florida youth as Vince Carter of the NBA's Toronto Raptors. He has a son, Lamar Saxton.

**Wes Chandler** – Born August 22, 1956, New Smyrna Beach, FL. Wide Receiver University of Florida 1974-77. Pro Wide Receiver New Orleans 1978-81, San Diego 1981-87, San Francisco 1988. Pro Coach: Orlando Thunder (NFLEL) 1991-92, Rhein Fire (NFLEL) 1995-97, Frankfurt Galaxy (NFLEL) 1998, Berlin Thunder (NFLEL) 1999 (head coach), joined Dallas in 2000.



## George Edwards

### Linebackers

Duke

NFL: 4th Year ☆ Cowboys: 4th Year



In three seasons as an NFL coach, George Edwards has established himself as a sound teacher, producing excellent results with a young group of linebackers.

Under the leadership of Edwards, Dallas saw two of its young linebackers post career-high tackle totals in 2000. The blossoming of strong-side linebacker Darren Hambrick, who led the team with a career-high 154 tackles in just his second season as a starter, was the biggest surprise. Hambrick recorded the highest tackle total by a Dallas linebacker since Robert Jones recorded 162 stops in 1994. Runner-up on the tackle chart was weakside linebacker Dexter Coakley with a career-high 144 tackles. Because of injuries, Edwards shuffled Dat Nguyen and Barron Wortham in and out of the lineup at middle linebacker all season, and the duo combined for 156 tackles, including 10 behind the line of scrimmage.

In 1999, Coakley was selected to the Pro Bowl, becoming the first Dallas linebacker since Ken Norton Jr. in 1993 to earn that distinction. Coakley finished the year second on the team with 131 tackles, while leading the Cowboys with four interceptions. Randall Godfrey led Dallas in tackles with 143 stops. The season also began the emergence of first-year starter Hambrick, who started 12 games at strongside linebacker and finished the year with 62 tackles.

In his rookie season as an NFL coach, Edwards saw all three of his starters top the 100-tackle plateau and finish second, third and fourth on the team in tackles. Second-year starters Coakley and Godfrey continued their development, with each posting 100-plus tackle seasons for the second consecutive year.

Edwards spent the 1997 season as the defensive line coach at the University of Georgia, where the Bulldogs went 10-2, including a win over Wisconsin in the Outback Bowl, and finished the season ranked 10th in the final Associated Press poll. Along the way, the Georgia defense helped shut out Mississippi State 47-0, marking the first SEC shutout for the Dawgs since 1982.

In 1996, Edwards was the inside linebackers coach at Duke, his alma mater. He joined the Blue Devils after four seasons at Appalachian State University, where he coached outside linebackers in 1992-93 before taking over responsibility for all linebackers in 1994-95. While at Appalachian State, he coached Coakley, a two-time Division I-AA National Defensive Player of the Year and an all-rookie selection as a third-round draft choice of the Cowboys in 1997.

During his four-year tenure at ASU, Edwards coached two All-America and five All-Southern Conference award winning linebackers. The Mountaineers posted a 32-17 record, including a 12-1 mark in 1995, and qualified for postseason play three times during his stint in Boone, NC.


Edwards began his coaching career working with linebackers as a graduate assistant under Steve Spurrier at the University of Florida in 1991-92. In his two seasons at Florida, the Gators were 19-4, capturing the Southeastern Conference title and a spot in the Sugar Bowl following the 1991 season.

A 1989 Duke graduate, Edwards earned four letters as a linebacker with the Blue Devils. He led the team with 116 tackles in his senior season, a year the Blue Devils tied for the Atlantic Coast Conference crown and made an appearance in the All-American Bowl. Named the most valuable linebacker in 1989, Edwards was an honorable mention All-ACC selection as a senior under Spurrier. He also served two seasons as special teams captain.

A native of Siler City, NC, Edwards was a three-time all-conference and all-county choice at Jordan-Matthews High School, and he was also an academic All-America pick as a senior. Edwards graduated from Duke with a political science degree and did post-graduate study at Florida. George and wife Jami live in Coppell, TX, with their son, B.J. (1/25/00).

**George Edwards** – Born January 16, 1967, Siler City, NC. Linebacker Duke 1985-89. College coach: Florida 1990-91 (graduate assistant), Appalachian State 1992-95, Duke 1996, Georgia 1997. Pro coach: joined Dallas in 1998.





## Steve Hoffman

### Kickers/Quality Control

Dickinson College

NFL: 13th Year ★ Cowboys: 13th Year

Since joining the Cowboys in 1989, Steve Hoffman has undertaken the unenviable task of identifying and developing young kickers and punters. His challenges over the past 12 years have been highly visible, and his impressive results have allowed him to develop an outstanding reputation around the NFL.

Hoffman has successfully recruited five rookie or first-year free agent kickers to Dallas. All five – Ken Willis, Lin Elliott, Chris Boniol, Richie Cunningham and Tim Seder – kicked at least 18 field goals in their first NFL season. Using five different placekickers over the past eight years, the Cowboys have connected on 238-of-292 field goal attempts for a success rate of 81.5% – including playoffs and two Super Bowls.

Hoffman has also brought three rookie free agent punters to Dallas – John Jett, Toby Gowin and Micah Knorr. Hoffman helped develop Jett into a four-year veteran who performed on two Super Bowl Championship clubs and Gowin into one of the league's top young punters and kickoff specialists. Over the past eight seasons, these two and Knorr combined to average 42.4 yards-per-punt – including postseason play.

The 2000 season represented another challenge for Hoffman, as he introduced a rookie kicker and punter to the rigors of the National Football League. Both flourished in their first professional season, with Knorr establishing a club rookie record with a gross punting average of 42.8 yards-per-punt. Doubling as the Cowboys kickoff specialist, Knorr finished eighth in the NFL with 10 touchbacks, but had the second highest percentage of touchbacks (17.5% – 10-of-57) in the league. Seder connected on his first seven and 13 of his first 14 field goal attempts to open his professional career. He finished his first season by setting a club record for field goals made in a season by a rookie, hitting 25-of-33. His 75.8% accuracy rate marked the second highest percentage for a rookie in club history, just missing the club mark of 75.9% (Chris Boniol – 1994).

Hoffman's expertise in developing battle-ready kicking specialists was no more evident than in 1997, when he introduced Cunningham and Gowin to the pressures of performing in the NFL. Cunningham responded to the challenge by hitting 34 of his first 37 career field goal attempts, including a mid-season streak of 18 straight successful attempts. After finishing the 1997 season as the NFL's second leading scorer with 126 points, Cunningham was named All-Pro by the Associated Press and *The Sporting News*.

Gowin, who doubled as the Cowboys punter and kickoff man, turned in a season-long average of 41.8 yards, and his net average of 35.4 was second best among all NFL rookie punters. His kickoffs averaged 66.6 yards and he registered 12 touchbacks. Gowin capped his best season in Dallas in 1999 by averaging 43.2 yards-per-attempt (seventh in the NFL) before leaving for New Orleans via free agency.

Both Boniol and Jett departed the Cowboys following the 1996 season after very productive careers in Dallas. Boniol nailed his last 27 straight field goal attempts in 1996, after hitting his last 25 in a row in 1995. He closed his three-year Cowboys career by hitting on 81-of-93 field goals (87.1%), while Jett crafted a four-year average of 41.9 yards-per-punt.

As a rookie in 1994, Boniol hit on 22-of-29 field goal attempts (75.9%) to set a team record for field goal percentage by a rookie. In 1995, Boniol hit on 27 of his 28 field goal attempts (a team record 96.4% and the second best mark in NFL history at the time), and he also scored 127 points to establish a club-record for points by a kicker.

In 1993, Hoffman introduced free agent punter John Jett to the NFL. The newcomer responded by finishing the year ranked third in the NFL in net punting average (37.7).

Hoffman discovered a pair of rookie free agent placekickers in 1990 and 1992, and each went on to establish Dallas records for scoring by a rookie. In 1990, Ken Willis set the mark with 90 points, and in 1992, rookie Lin Elliott shattered that standard by scoring 119 points.

After joining the Cowboys as kicking coach in 1989, Hoffman added quality control duties in 1990. He currently coordinates computer scouting of Cowboys future opponents, while providing internal analysis of the Cowboys own tendencies and productivity.

From 1985-87, Hoffman oversaw kickers at the University of Miami, where one of his charges was Jeff Feagles, an 11-year pro who punted for Seattle last season. Hoffman also was a top instructor for Ray Pelfrey's kicking camps, where his students included Barry Helton, who booted for the L.A. Rams, and Brian Hansen, the Saints' all-time leading punter.

Hoffman spent two springs in Italy as offensive coordinator of the Bellusco Seahawks (1987) and Rho Blackhawks (1988). In the fall of 1988, he coached at Sunset High School in Miami.


In 1983, Hoffman punted for the Washington Federals of the USFL. He also went to training camp with the Redskins in 1981 and 1983, Seattle in 1984 and New Orleans in 1985.

Born in Camden, NJ (9/8/58), Hoffman starred in baseball and football at York Suburban High School in York, PA. He earned All-Mid-Atlantic Conference honors at Dickinson College, where he played quarter-



back, running back and wide receiver while handling the punting duties. Hoffman earned a Bachelor of Arts degree in economics from Dickinson and a Master of Science in sports administration from St. Thomas (FL). He met his wife, Raffaella, while coaching in Italy, they now reside in Coppell, TX, with their daughter, Micaela (10/18/95), and son, Lucas (5/29/97).

**Steve Hoffman** – Born September 8, 1958, Camden, NJ. Quarterback-running back-wide receiver Dickinson College 1979-82. Pro punter Washington (USFL) 1983. College coach: Miami 1985-87. Pro coach: joined Dallas in 1989.



## Hudson Houck



### Offensive Line

**Southern California**

**NFL: 18th Year ☆ Cowboys: 8th Year**

In his eight years in Dallas, Hudson Houck has molded the Cowboys offensive line into one of the top units in league history. During his tenure, the Cowboys have surrendered just 203 sacks (1.6 per game) while guiding the offense to top eight rankings in total offense four times. Dallas is one of only three teams in the NFL to have allowed fewer than 40 sacks in each of the last eight years and the only team to have surrendered fewer than 20 sacks multiple times (three). Prior to Houck's arrival in Dallas, the Cowboys had allowed fewer than 30 sacks in a season only once in franchise history. Dallas has accomplished that feat six times during Houck's tenure. The 203 sacks allowed from 1993-00 are the fewest in the NFL – Miami is second with 225. The Dallas line has led the NFC in fewest sacks allowed in five of Houck's seven seasons. During his 17-year NFL career, his lines have helped running backs produce six NFL rushing titles and 16 1,000-yard rushing seasons. In addition, Dallas is the only team in the NFL to have produced a 1,000-yard rusher in each of the last seven seasons.

While with Dallas, six different offensive linemen have landed in the Pro Bowl at least two times each: Larry Allen (six appearances), Nate Newton (five), Erik Williams (four), Ray Donaldson (two), Mark Stepnoski (two) and Mark Tuinei (two). In all, six linemen have made 21 trips to the Pro Bowl in the last eight years, a total matched by no other NFL team.

During the 2000 season, Houck's offensive line allowed just 35 sacks in 480 pass plays, and six times during the season an opponent was limited to one or fewer sacks. Led by Larry Allen, who earned his sixth consecutive Pro Bowl selection, this unit opened the holes that allowed Emmitt Smith to rush for 1,203 yards and nine touchdowns. It was the 10th consecutive season Smith had topped the 1,000-yard barrier, tying the NFL record.

In 1999, Houck returned only one starting lineman to the position he played in 1998 (Williams – right tackle). Despite this positional overhaul, the Cowboys finished the year second in the NFL in fewest sacks allowed (24) and third in fewest yards lost by sack (151). This group allowed Smith to rush for over 1,000 yards (1,397 yards) for the ninth consecutive year. Following the season, Allen earned his fifth Pro Bowl selection at his third different position (right guard – 1995-97, left tackle – 1998 and left guard – 1999), while Williams earned his fourth trip to Hawaii.

In 1998, Houck moved Allen from right guard to left tackle, changed starting centers at mid-season and relied on rookie Flozell Adams, a second round draft pick, at right guard for most of the year. Despite these changes, Dallas led the NFL in fewest sacks allowed with 19 – tying the second lowest figure in club history. With this protection, Troy Aikman threw a career-low five interceptions, and Smith rushed for over 1,000 yards (1,332). Allen and Newton each earned a trip to the Pro Bowl following the season, allowing Allen to become just the third player in league history to be selected to the Pro Bowl at more than one offensive line position during his career (selected at guard from 1995-97).

In 1997 Smith topped the 1,000 yard rushing mark, and for the third straight year, Aikman was healthy and able to start all season. Following the season, Allen and Williams each made their third appearance in the Pro Bowl.

Houck's 1996 squad equaled the feat of the 1995 group by sending a club-record four members to the Pro Bowl. Allen, Donaldson, Newton and Williams represented Dallas in Hawaii, and along with Tuinei, allowed just 19 sacks on the year, fewest in the NFL and one shy of the club record that group established in 1995 with 18 sacks allowed.

The 1995 squad first established a club record when four members, Allen, Donaldson, Newton and Tuinei, were selected to the Pro Bowl. The line established a club record by allowing just 18 sacks, the second fewest allowed in the NFL in 1995. Also in 1995, Houck's line led Smith to his fourth NFL rushing title in five years, a NFL record 25 rushing touchdowns and a club record 1,773 yards rushing.

The pass protection marks set by the 1994 squad were done despite losing All-Pro tackle Williams to injury seven games into the season. Houck placed a rookie Allen, a second-round draft choice, in Williams' spot at right tackle. Allen went on to start 10 games for Dallas and earned consensus All-Rookie honors. The line once again led the NFC in fewest sacks allowed (fourth in the NFL) at 20.





During his first season in Dallas, the offensive line allowed just 29 sacks, the fewest in the NFC and the third fewest in the NFL. At the same time, Smith grabbed his third straight NFL rushing title – only the fourth player in league history to accomplish that feat – while averaging 5.3 yards-per-carry. The Pro Bowl selection of Newton, Stepnoski and Williams after the season marked the first time in club history that three offensive linemen had represented the team in Hawaii.

Prior to coming to Dallas, Houck spent 1992 coaching the offensive line for the Seattle Seahawks. His group of linemen opened holes that allowed Chris Warren to rush for 4.6 yards-per-carry and 1,017 yards, just the fifth 1,000-yard rushing season in club history and the first since 1988.

Before joining Seattle, Houck spent nine years coaching the offensive line for the L.A. Rams. From 1983 to 1991, no team sent more offensive linemen to the Pro Bowl than the Rams. In all, five Rams' linemen made twenty-one trips to Hawaii, including Jackie Slater (seven trips) and Doug Smith (six).


The excellence of the offensive line translated into a 1,000-yard rusher in seven of Houck's nine seasons with the Rams, including four NFL rushing titles in the five years from 1983-87. Running the ball wasn't the Rams' only weapon, as Jim Everett passed for more yards from 1989-91 than any other quarterback in the NFL. Because of the pass protection provided by the offensive line, Everett did not miss a start from 1988-91.

Houck began a 16-year collaboration with John Robinson in 1976 at his alma mater, the University of Southern California. During his tenure at USC, Houck served as offensive line coach, guiding a group that would open holes for Heisman Trophy winners Charles White and Marcus Allen. While at USC, seven of Houck's offensive linemen went on to achieve All-America status and play in the NFL: Marvin Powell (Jets), Pat Howell (Oilers), Brad Budde (Chiefs), Keith Van Horne (Bears), Roy Foster (Dolphins/49ers), Bruce Matthews (Oilers/Titans) and Don Mosebar (Raiders).

Houck graduated from USC after playing three seasons as a center from 1962-64, including the Trojans' 1962 national championship team. He began his coaching career as an assistant at Crescenta Valley, CA, High School in 1966. He served two years in the United States Army from 1967-68 before returning to Crescenta Valley in 1969. From 1970-71, he served his first stint as an assistant at USC before moving on to coach the offensive line at Stanford from 1972-75.

Houck, who attended Eagle Rock High School in Los Angeles, CA, is a supporter of The Rise School of Dallas, a nonprofit organization providing educational services to children with Down Syndrome. He and his offensive linemen, in conjunction with The Rise School of Dallas, have participated in the First Downs for Down Syndrome fund raising program. Hudson (1/7/43) has a son, Troy. His wife Elsie has two children, Scott and Holly.

**Hudson Houck** – Born January 7, 1943, Los Angeles, CA. Center Southern California 1962-64. College coach: Southern California 1970-72, 1976-82, Stanford 1973-75. Pro coach: Los Angeles Rams 1983-91, Seattle Seahawks 1992, joined Dallas in 1993.



## Jim Jeffcoat

### Defensive Ends

Arizona State

NFL: 4th Year ★ Cowboys: 4th Year



After spending two years as Dallas' assistant defensive line coach, Jim Jeffcoat took over the responsibility of coaching the Cowboys defensive ends in 2000, and his young charges showed dramatic improvement as the year progressed. Hired as a full-time Dallas assistant in 1998, Jeffcoat often calls upon his 15 years of NFL playing experience to help tutor the Cowboys who now follow in his footsteps as one of the franchise's

most productive and consistent defensive ends.

In Jeffcoat's first year overseeing the defensive ends, his unit accounted for 16.5 of Dallas' 25 sacks in 2000, with second-year end Ebenezer Ekuban leading the way with 6.5. Third-year man Greg Ellis tied for the team lead in tackles behind the line of scrimmage with seven totaling losses of 16 yards while posting a career-high 77 tackles to lead all linemen. Under Jeffcoat's guidance, both players overcame adversity with character and persistence. Ekuban handled the responsibility of starting at an early stage in his career while fighting through injuries, while Ellis was forced to battle back from a severely fractured leg that brought an abrupt end to his 1999 season.

In 1999, Jeffcoat assisted with a Cowboys defensive line that produced three linemen who each totaled over 50 tackles for the year. Chad Hennings led the way with a career-high 92 tackles, while Kavika Pittman added a career-high 74 and Ellis recorded 59 in 13 games. Ellis' team leading 7.5 sacks was the Cowboys highest sack total since Tony Tolbert registered 12.0 in 1996. All totaled, the Dallas defensive line accounted for 28.5 of the team's 35 sacks. Alonzo Spellman led the team in quarterback pressures with 22, while Kavika Pittman added 21 and Ellis 17. Pittman also finished second on the team with 10 passes defended, the highest total for a Cowboys lineman since Ed "Too Tall" Jones batted down 14 in 1988. First-round draft choice Ekuban saw action in Dallas' defensive end rotation and earned All-Rookie honors from *Pro Football Weekly* and *Football News*.



In 1998, Ellis became the first Dallas Cowboys rookie to start a season at defensive end since Bob Lilly in 1961. Ellis, who topped all defensive linemen with 63 tackles, led four Dallas defensive linemen that finished with more than 50 tackles – Pittman (59), Hennings (55) and Leon Lett (51). It marked the first time since 1990 that four linemen had recorded over 50 tackles in a season. Cowboys ends accounted for 17 of the teams' 34 sacks, with Pittman recording a team-high six and Ellis and Michael Myers contributing three each.

Jeffcoat joined the coaching ranks after finishing his playing career with 102.5 career sacks, 745 tackles and 194 quarterback pressures. Jeffcoat played in 227 games from 1983 to 1997, placing him among the top 40 players all-time in number of games played. He spent the first 12 years of his career with Dallas after being selected in the first round of the 1983 NFL Draft, and he was a member of the Cowboys' teams that won Super Bowls XXVII and XXVIII. Jeffcoat has played for or coached with all five head coaches in Cowboys history.

During his 12-year stint with the Cowboys, Jeffcoat totaled 698 tackles, 94.5 sacks and 149 quarterback pressures. His best season in Dallas was 1989, when he finished with a career-high 100 tackles, a career-high 42 quarterback pressures, 11.5 sacks and a career-high three fumble recoveries. He registered five seasons with 70-or-more tackles and five seasons with 10-or-more sacks in Dallas. He tied the Cowboys team record for sacks in a game when he registered five sacks at Washington on November 10, 1985.

Jeffcoat was a three-year starter at Arizona State University from 1980-82, where he earned All-PAC 10 and honorable mention All-America honors. He was inducted into the Arizona State Hall of Fame on Oct. 22, 1994 after being named to the all-time Fiesta Bowl team in 1991. Jeffcoat earned All-America football honors at Matawan, NJ, Regional High School while also lettering in wrestling.

Jeffcoat was awarded the New Jersey Sportswriter's Association Unsung Hero Award for his community service in 1991. At the Cowboys' 2000 training camp, Jeffcoat and his defensive players participated in the club's tackling hunger "Lineman Weigh-In" sponsored by Campbell Soup, donating a total of 21,064 cans of soup to The Salvation Army Irving Corps and Faith Mission Food Bank in Wichita Falls. He earned his bachelor's degree in communications and his Masters in Business Administration from ASU. He and wife Tammy have four children: Jaren (10/1/87), twins, Jackson and Jacqueline (12/26/90), and Jasmine (2/15/99).

**Jim Jeffcoat** – Born April 1, 1961, Cliffwood, N.J. Defensive End Arizona St. 1979-82. Pro Defensive End Dallas 1983-94, Buffalo 1995-97. Pro coach: joined Dallas in 1998.



## Joe Juraszek

### Strength and Conditioning

New Mexico

NFL: 5th Year ★ Cowboys: 5th Year



Joe Juraszek (pronounced jer-ASS-ick) joined the Cowboys staff as the strength and conditioning coach in February, 1997 and implemented a hands-on approach that stresses strength development, cardiovascular work, flexibility and speed work. His ability to tailor workout programs to individual player needs based on the player's input and workout history has given him the respect and admiration of the players and the coaching staff.

The rapport Juraszek, along with assistants Bennie Wylie and Tony Ollison, has developed with the players is evident in the number of participants in his offseason conditioning program each spring. The impact of this intensive program can also be seen on the field in the development of and contributions from younger players like Dexter Coakley, Greg Ellis, Flozell Adams, Ebenezer Ekuban, Solomon Page and Izell Reese.

Along with overseeing the strength and conditioning programs for the team, Juraszek also works with the Cowboys medical staff implementing rehabilitation programs for injured players. His work within these rehab programs has allowed players to return to the playing field quickly and, usually, stronger.

Juraszek came to Dallas after serving as the University of Oklahoma strength coach from 1993-96. He joined the Sooners after serving as the strength coach at Texas Tech University from 1987-92. He was a graduate assistant and then a full-time assistant strength coach for Oklahoma from 1981-86.

He attended the University of New Mexico from 1976-81, where he played linebacker and defensive end for the Lobos while earning bachelor's degrees in Physical Education/Health and Economics. He added a master's degree in Economics while serving as a graduate assistant strength coach at Oklahoma.

In January, 2001, Juraszek was a panel member for the "Get & Stay Fit" Family First Town Meeting hosted by WFAA-TV, Dallas' ABC affiliate. He joined Dr. Kenneth Cooper, founder and president of the Cooper Fitness Center and Clinic in Dallas, and Dr. Joel Steinberg, Medical Director of Children's Medical Center of Dallas, in providing advice on exercise training, preventative health tips and the latest facts on dieting.





A native of Chicago, IL (6/8/58), Juraszek and his wife, Camille, have a daughter, Nikki Jo, and a son, J.D.

**Joe Juraszek**— Born June 8, 1958, Chicago, IL. Linebacker/Defensive End New Mexico 1976-80. College coach: Oklahoma 1981-86, 1993-96, Texas Tech 1987-92. Pro coach: joined Dallas in 1997.



## Andre Patterson

### Defensive Tackles

Montana

NFL: 5th Year ★ Cowboys: 2nd Year



Regarded as one of the NFL's finest teachers of defensive line play, Andre Patterson was hired to coach the Cowboys defensive tackles prior to the start of the 2000 season. His abilities to mold and develop young players will be called upon in the next few years as Dallas builds a defensive interior around youth and new faces.

In his first year on the job, season ending injuries to starting defensive tackles Chad Hennings and Leon Lett forced Patterson to accelerate the learning and development process for several young players in 2000, and, by season's end, his youngsters were providing solid results. First-year defensive tackle Dimitrius Underwood collected three sacks and nine of his team-high 14 quarterback pressures in the final six games of the year. Second-year man Brandon Noble had a career-high 69 tackles and ranked third on the team in quarterback pressures with 10, while third-year man Michael Myers added a career-best 46 tackles.

Before joining the Cowboys, Patterson's three previous years in the NFL were all spent with teams that advanced to the playoffs — Minnesota (1998 and 1999) and New England (1997).

In two seasons with the Vikings (1998-99), Patterson worked with two of the top pass rushers in NFL history in John Randle (106 career sacks) — who recorded double-figure sack totals in both seasons under Patterson — and Chris Doleman (150.5 career sacks). In 1999, the Vikings defense finished fifth in the NFC in fewest points allowed (335), while Randle led the team in sacks (10). In addition, Duane Clemons finished second on the team with a career-high nine sacks.

In 1998, Patterson led a unit that was a big part of the Vikings defense that shut out opponents in 29-of-73 quarters (including playoffs), held the opposition to 296 points (sixth best in the NFL) and had the second best turnover ratio (+14) in the NFL. Randle led the squad in sacks (10.5) and quarterback hurries (80), while defensive end Derrick Alexander had a career-high 7.5 sacks.

Patterson joined the Vikings for the 1998 season after spending the 1997 season as a defensive assistant with the New England Patriots. In his first NFL season, he helped guide the Patriots to a 10-6 record and the AFC Eastern Division title. Patterson spent most of his time working with defensive line coach Ray Hamilton. The Patriots finished the campaign with 45 sacks, the second highest total in team history. Henry Thomas led the defensive line with seven sacks. New England's defense tied for fourth in the NFL in turnover margin (+10) and fifth in the NFL against the run.

Prior to joining the Patriots, Patterson spent three seasons as the head coach at Cal-Poly-San Luis Obispo (1994-96). When he arrived at Cal-Poly, the school had just made the jump from Division II to I-AA. In his first season as a head coach, Patterson led the Mustangs to the American West Conference title with a 7-4 record and earned American West Coach of the Year honors. The following season, the Mustangs finished second in the country in passing yards (344.9 ypg) and total offense (495.9 ypg), second only to Montana, the eventual I-AA national champion. The Mustangs averaged 37.4 points-per-game, sixth in the country, and placed two players on the All-America team.

Prior to joining the Mustangs, Patterson coached the defensive line at Washington State for two seasons (1992-93) under former Cougars and current Cowboys defensive coordinator Mike Zimmer — his second stint with Zimmer. While with the Cougars, Patterson coached future NFL linemen Chad Eaton and Lewis Bush. The pair helped set a Pac-10 single-season record with 60 sacks in 1992.

In 1990, Patterson joined the staff at Cornell for two seasons as the defensive line coach. In 1990, Cornell claimed the Ivy League title, powered by a defensive unit which ranked second in the conference.

In 1989, Patterson served as the defensive coordinator at Western Washington University. That year, his defense set an NAIA record for limiting an opponent to minus nine yards passing in a game. He first crossed paths with Zimmer in 1988, when Patterson was coaching the defensive line at Weber State and Zimmer was defensive coordinator.

Patterson coached at St. Monica, CA, High School, in 1987-88. In 1983, he accepted a teaching and coaching position at Renton High School in Washington, where he served as the defensive coordinator and offensive line coach from 1983-86.

Patterson began his coaching career as a graduate assistant at his alma mater, the University of Montana, in 1982.

Patterson played two seasons at Contra Coast Junior College as an offensive lineman before transfer-



ring to Montana in 1981. He played one season at Montana before knee injuries ended his playing career.

Andre Patterson was an all-league center and nose guard at Harry Ells High School in Richmond, VA. He earned his Associate of Art degree from Contra Costa Junior College in San Pablo, CA, in 1980. Patterson received his bachelor's degree in secondary education from the University of Montana in 1983. He was a keynote speaker on Academics and Athletics for the National Rainbow Coalition Convention with Reverend Jesse Jackson. Patterson and his defensive line participated in the Chunky NFL Tackling Hunger Lineman Weigh-In. The group weighed-in at 21,064 cans of Campbell's soup which was donated to the Irving Salvation Army and Faith Mission Food Bank in Wichita Falls, TX. Patterson coached the El Cerreto boys baseball team to a second place finish to Cuba in the 1979 Boys Baseball World Series. He and wife Donna have a son, Andre Jr. (5/19/92), and a daughter, Ashmera (8/13/98).

**Andre Patterson** – Born June 12, 1960, Camdon, AR. Offensive line Contra Costa J.C. 1978-80, Montana 1981. College coach: Montana 1982, Weber State 1988, Western Washington 1989, Cornell 1990-91, Washington State 1992-93, Cal Poly-San Luis Obispo 1994-96 (Head Coach). Pro coach: New England 1997, Minnesota 1998-99, joined Dallas in 2000.



## Clancy Pendergast



### Secondary

Arizona

NFL: 7th Year ★ Cowboys: 6th Year

After four years serving the dual role of defensive assistant/quality control for the Cowboys, Clancy Pendergast oversaw the club's defensive nickel package in 2000. This season, those duties expand as he becomes the club's secondary coach.

Pendergast faced a number of challenges in his first year with the nickel defense. But despite starting five different line-ups and eight different

ent players in the secondary over the course of the 2000 season, the Dallas defense finished the year ranked third in the NFL in pass defense. Darren Woodson (123) and Ryan McNeil (101) each topped the 100-tackle plateau, while Phillippi Sparks, who joined the team the week of the season opener, led the team with five interceptions.

In his first four seasons with Dallas, Pendergast's work as a defensive assistant, helping with the linebackers in particular, was an integral part of the defense's success. During that time, he helped incorporate youngsters Dexter Coakley, Randall Godfrey, Darren Hambrick and Dat Nguyen into the lineup as valuable contributors. Coakley evolved from a rookie third-round draft choice in 1997 to a Pro Bowl selection in 1999. In addition, he has finished in the top three in tackles for the club in each of his four seasons. In 1999, Coakley also led the club with four interceptions -- the most by a Dallas linebacker since Lee Roy Jordan had six in 1975.

Pendergast also helped work Darren Hambrick, a 1998 fifth-round draft choice, into the starting lineup at strongside linebacker in 1999, and Hambrick responded with 62 tackles, 2.5 sacks and two interceptions in his first year as a starter.

The play of Dallas' linebackers in 1998 helped the Cowboys improve their run defense from 24th to 12th in the NFL. Coakley led the group with 127 tackles, second on the team, Fred Strickland finished third on the team with 117 stops, and Godfrey totaled 115 tackles to finish fourth.

The Cowboys linebackers also finished 1997 as the team's second, third and fourth leading tacklers. Godfrey led the group with 149 stops. Coakley started all year at weakside linebacker and recorded 136 tackles, the club-record for tackles by a rookie.

In 1996, the Dallas linebackers were led by Fred Strickland, who recorded a team and career-high 153 tackles. Pendergast worked closely with rookie draft pick Godfrey, helping him earn a starting spot at strongside linebacker by Week 11 against Green Bay (11/18/96).

Pendergast spent the 1995 season with the Houston Oilers as a defensive assistant and quality control coach. He joined the Oilers from Alabama-Birmingham, where he was named the tight ends coach in January of 1995. Prior to his short stint at UAB, Pendergast spent the 1993-94 seasons working with the tight ends and as an advance scout at Oklahoma. In 1992, Pendergast was a defensive assistant at Southern Cal. After earning his bachelor's degree from Arizona (1990), Pendergast worked the 1991 season as a graduate assistant at Mississippi State, helping with the receivers and working as an advance scout.

Pendergast (11/29/67) is a native of Phoenix, AZ.

**Clancy Pendergast** – Born November 29, 1967, Phoenix, AZ. College coach: Mississippi State (Graduate Assistant) 1991, Southern Cal 1992, Oklahoma 1993-94. Pro Coach: Houston Oilers 1995, joined Dallas in 1996.





## Jack Reilly

### Offensive Coordinator

Long Beach State

NFL: 12th Year ★ Cowboys: 3rd Year



Reilly previously coached Banks as a rookie (1996) in St. Louis when Reilly was the Rams offensive coordinator (1995-96). Reilly's initial stint on the Cowboys staff was in 1997, when he served as quarterbacks coach under Ernie Zampese.

In 2000, Reilly oversaw an offense that was riddled with injuries at the quarterback and wide receiver positions. Three different quarterbacks started at least two games, working through injury problems that forced starter Troy Aikman to miss five starts and considerable action in three other outings. The Cowboys starting wide receivers missed a combined total of 22 starts due to knee injuries, as Joey Galloway was lost for the year in the season opener and Rocket Ismail was felled in Week Nine.

Despite the injuries that led to continuity problems, Reilly was still able to direct Emmitt Smith to a 10th straight 1,000 yard season (1,203) as the future Hall of Fame back moved to within 103 yards of catching Barry Sanders as the game's second all-time leading rusher. Dallas finished the season ranked 12th in the NFL in rushing with a 122 yard average.

Reilly's guidance of second-year quarterback Anthony Wright enabled the youngster to relieve the injured Aikman and bring home a win over Washington in Week 13. The following week, Wright nearly helped pull off an upset of the eventual NFC Champion N.Y. Giants in a 17-13 defeat.

Prior to his return to Dallas, Reilly served as the New England Patriots quarterbacks coach for two years. In 1999, the Patriots finished 10th in the league in passing offense (227.3 yards-per-game) and quarterback Drew Bledsoe threw for 3,985 yards, the third highest of his career and the second best in the AFC (Manning - 4,135). In 1998, Bledsoe threw for 3,633 yards - the fourth best total of his career - and had a career low 14 interceptions despite missing the final two games of the season due to injury. The Patriots offense boasted the fifth ranked passing offense in the league, averaging 228.8 yards-per-game.

As the Cowboys quarterbacks coach in 1997, he was the first assistant coach in Dallas to work exclusively with the quarterbacks in a non-coordinator's role since the 1989 season. Under Reilly's watchful eye, Aikman threw for the second highest touchdown total of his career (19) while watching his interception ratio drop from 2.8 in 1996 to 2.3 in 1997.

In his two seasons as offensive coordinator for the St. Louis Rams (1995-96), he helped the Rams improve from 21st in the league in total offense in 1994 to 15th in his first season. The Rams offense averaged 327.3 yards-per-game in 1995, including 237.8 passing to finish ninth in the NFL. Under his tutelage, Pro Bowl wide receiver Isaac Bruce recorded the second highest single-season receiving yardage total in NFL history (1,781) in 1995 while finishing second in the league to Jerry Rice (1,848).

Prior to his work with the Rams, Reilly spent the 1994 season as the Los Angeles Raiders running backs coach on Art Shell's staff and was an offensive assistant with San Diego from 1990-93. In his final two seasons in San Diego, he called the plays as the Chargers pass-offense coordinator, and in 1992, the club won 11 of its last 12 regular season games to claim the AFC Western Division title.


Reilly entered the NFL after five years (1985-89) as offensive coordinator and quarterbacks coach at the University of Utah, where he guided the development of current NFL quarterback Scott Mitchell. Reilly directed an offense that led the nation with an average of 396 passing yards a game and 547 total yards a game in 1988. Utah ranked second in the nation in passing in 1989 and third in 1987. Mitchell, an All-America selection as a junior, finished his collegiate career with 10 NCAA and five Western Athletic Conference records in addition to virtually every school passing record.

Reilly also coached five years at El Camino College in Inglewood, CA, (1980-84), serving as head coach his final three seasons and posting a 19-10 record. He began his coaching career in 1968 at Beverly Hills High School in Los Angeles. After 12 seasons, including the last five as head coach, Reilly made his move to El Camino.

Born in Boston, MA, Reilly grew up in Southern California. He played quarterback at Culver City High School before moving on to play collegiately at Washington State, Santa Monica College, where he earned junior college All-America honors, and Long Beach State, where he earned Little All-America honors.

Reilly and his wife, Wendy, have a son, Chris, and two daughters Corrie and Katie.

**Jack Reilly** - Born May 22, 1945, Boston, MA. Quarterback Washington State 1963, Santa Monica (Calif.) J.C. 1964, Long Beach State 1965-66. College coach: El Camino (Calif.) J.C. 1980-84 (head coach 1981-84), Utah 1985-89. Pro coach: San Diego Chargers 1990-93, Los Angeles Raiders 1994, St. Louis Rams 1995-96, Dallas Cowboys 1997, New England Patriots 1998-99, re-joined Dallas in 2000.



# Clarence Shelmon

## Running Backs

Houston

NFL: 11th Year ★ Cowboys: 4th Year



During his 10-year NFL coaching career, Clarence Shelmon has tutored some of the NFL's elite running backs to record setting performances. In three seasons in Dallas, he has guided the fortunes of the NFL's leading active runner in Emmitt Smith (15,166 career yards – third on the NFL's all-time rushing chart behind Walter Payton – 16,726 and Barry Sanders – 15,269). Under Shelmon's watchful eye, Smith has accumulated 3,932 rushing yards to move from 11th to third on the NFL's all-time rushing list. In Seattle, where he coached for six years before coming to Dallas, he helped lead former Cowboy Chris Warren to the top of the Seahawks' all-time rushing list.

Smith and Warren again led Dallas' rushing attack in 2000, with Smith rushing for 1,203 yards, the fourth best total in the NFC. During the season, Smith became only the third player in NFL history to rush for over 15,000 career yards. In the process, he eclipsed the 100-yard barrier six times, marking the eighth time in his 11-year career he has surpassed the 100-yard mark at least six times in a season. Warren finished second on the team with 254 rushing yards while averaging 4.3 yards-per-carry. Shelmon also worked fifth-round draft choice Michael Wiley into the mix as a third-down back, and he rushed for 88 yards while catching 14 passes in limited playing time. Shelmon further developed fullback Robert Thomas, who was playing only his second season at fullback, helping him rush for 51 yards while catching 23 passes.

In 1999, Smith and Warren combined for 1,800 rushing yards, allowing the Cowboys to finish the season ranked sixth in the NFL in rushing offense. Smith's 1,397 yards were the fourth highest total in the NFL, and he tallied nine 100-yard rushing games during the season – the second highest single season total of his career. Along the way, Shelmon molded Thomas into the Cowboys starting fullback after spending the first year of his NFL career as a linebacker. Thomas replaced Daryl Johnston, who was lost for the year in the season opening game.

Shelmon's first season in Dallas (1998) produced solid results as Smith registered his highest single season rushing total (1,332) since 1995, and Warren compiled a team-leading 4.9 yards-per-carry rushing average. In Week Five at Washington (10/4), the Dallas ground game hit its stride as both Smith (120 yards) and Warren (104) topped the 100-yard rushing barrier, marking the first time a pair of Cowboy backs had eclipsed the century mark in the same game since 1978. The Dallas offense finished the year averaging 125.9 rushing yards-per-game, an improvement of nearly 25 yards-per-game over the previous year's average. Smith continued to add to his brilliant career by surpassing several career milestones, most notably moving into the top spot on the Cowboys all-time rushing list and becoming the NFL's all-time leader in career rushing touchdowns (currently at 145).

Shelmon joined the Cowboys after six seasons working with the Seattle Seahawks' running backs. The Seahawks finished among the NFL's top five rushing teams in four of his last five seasons in Seattle after taking over the league's 20th ranked running game when he joined the club in 1992.

Shelmon inherited Warren, who had 24 rushing yards in his first two seasons, and helped turn him into a four-time 1,000-yard rusher (1992-95), a streak that was broken in 1996 due to injury. Warren bounced back in 1997 with 847 yards (4.2 yards-per-carry) and became the franchise's all-time leading rusher on the last carry of the season when he gained the 6,706th yard of his career, breaking Curt Warner's club mark of 6,705 career rushing yards. Warren's 1,545 yards and 4.6 yards-per-carry in 1994 led the AFC and set a franchise record. His 15 rushing touchdowns in 1995 also led the AFC and his 1,346 rushing yards that season ranks fourth in Seahawks history for a single-season. His 24 100-yard games is another record.

Shelmon was also responsible for the emergence of Lamar Smith, who was originally a third-round draft choice by Seattle. Smith rushed for 680 yards in 1996 and averaged 4.2 yards-per-carry in 1997 with 392 yards on 91 attempts. At fullback, Shelmon utilized the talents of Mack Strong, who emerged as a starter in 1996 after signing as an undrafted free agent in 1993.

Shelmon entered the NFL in 1991 as the running backs coach with the Los Angeles Rams before moving on to Seattle.

Shelmon made the jump to the NFL from the University of Southern California, where he spent two years (1987-88) as the running backs coach and two years (1989-90) as the run game coordinator. At USC, Shelmon aided in the development of standout running backs Aaron Emanuel, Ricky Ervins and Leroy Holt. In 1989, Shelmon guided Ervins to the Pac-10 rushing title with 1,395 yards to gain All-America honorable mention and All-Pac-10 honors. In 1988, Holt captured All-Pac-10 honors, while in 1987, tailback Steven Webster ran for 1,109 yards while garnering All-America honorable mention and All-Pac-10 accolades. During Shelmon's tenure, the Trojans made three consecutive Rose Bowl appearances, including a 17-10 victory over Michigan in 1990.

Before joining the Trojans, Shelmon handled the running backs at Arizona from 1984-86. While with the Wildcats, Shelmon helped develop running backs Vance Johnson, who later starred as a wide receiver for the Denver Broncos, and David Adams, who finished his career as the third leading rusher in





#### Arizona history.

In all, eight of his backs earned All-Pac-10 honors, including two conference rushing champions and one second place finisher, during his seven years in the Pac-10.

He began his coaching career as a graduate assistant at the University of Houston from 1975-76. Following a year of coaching at Carroll High School in Corpus Christi, TX, Shelmon spent three seasons at Army (1978-80), where he coached tight ends and running backs. He then moved to Indiana University for three seasons (1981-83) as running backs coach.

Born in Bossier City, LA, on Sept. 17, 1952, he attended Airline High School before moving to the University of Houston, where he was a two-year letterman as a running back. Shelmon graduated with a B.S. degree in Education. He attended Long Island University working towards a Master's Degree in Guidance and Counseling.

Shelmon plays an active role as a board member for the annual Gary "Big Hands" Johnson Drug, Alcohol and Tobacco Awareness Camp in Saginaw, Michigan. In addition, Shelmon and his wife, Nancy, have created a foundation in the memory of his mother, Ruby Shelmon, that annually helps fund the college education of two high school seniors, one from Bossier City and one from the Dallas area.

Clarence's wife, Nancy, lives and works in Los Angeles.

**Clarence Shelmon** – Born September 17, 1952, Bossier City, LA. Running back Houston 1971-75. College coach: Houston, 1975-76 (graduate assistant), Army 1978-80, Indiana 1981-83, Arizona 1984-86, Southern California 1987-90. Pro coach: Los Angeles Rams 1991, Seattle Seahawks 1992-97, joined Dallas in 1998.



## Glenn Smith

### Offensive Assistant

Texas

NFL: 2nd Year ★ Cowboys: 2nd Year



Glenn Smith enters his second season as an offensive assistant after working with the organization's scouting and coaching staffs in a variety of capacities from 1996 to 1999. In addition to his other duties, Smith will assist Joe Avezzano with the tight ends in 2001.

Since 1998, Smith has assisted the Dallas offensive coaches by breaking down film during the week and charting plays at practice and on game days. In 1996 and 1997, he spent the majority of his time as an assistant in the Cowboys personnel department. While working under Larry Laceywell, Smith helped evaluate college and pro prospects while assisting with pro timing days at colleges and universities.

Prior to joining the Cowboys, Smith was a member of the coaching staff at Northern Illinois University from 1991 to 1995. While working under head coach Charlie Sadler, Smith served as the Huskies tight ends coach (1995), wide receivers coach (1993-94) and recruiting coordinator (1992-93). In his final two seasons at NIU, the Huskies offense ranked in the top 15 in the nation in rushing offense. In addition to his coaching responsibilities at NIU, Smith also assisted with the team's travel arrangements and various other administrative duties.

A 1986 graduate of the University of Texas, Smith began his coaching career as a graduate assistant at Oklahoma from 1988 to 1990. While with the Sooners, he worked under head coaches Barry Switzer and Gary Gibbs with the strength and conditioning program.

Smith is a 1981 graduate of Lanier High School in Austin, TX, where he lettered in football, basketball and baseball. He also spent a summer as a caddie for PGA Tour member Mark Coward.

**Glenn Smith** – Born February 8, 1963, Austin, TX. College coach: Oklahoma 1988-90, Northern Illinois 1991-95. Pro coach: joined Dallas in 2000.





## Wade Wilson

### Quarterbacks

East Texas State

NFL: 2nd Year ★ Cowboys: 2nd Year

Wade Wilson returned to Dallas as an assistant coach in 2000, after 19 years as an NFL quarterback – including three years with Dallas (1995-97). Along with his playing experience, Wilson brought a thorough knowledge of offensive coordinator Jack Reilly's system to Dallas.

In 2000, Wilson was forced to call on all his knowledge and experience as he helped prepare four different quarterbacks for action during the season. It was the first time in club history four different players saw action at quarterback in the same season. Troy Aikman started 11 games but was forced to miss five starts and parts of three other games with injuries. Backup Randall Cunningham relieved Aikman on two occasions and started three other games in his place. Cunningham's start at Washington (9/18) produced a 27-21 win for Dallas and gave Dave Campo his first win as a head coach and Wade Wilson his first as an assistant. Rookie Clint Stoerner saw action in one game early in the year in place of Cunningham before giving way to newcomer Anthony Wright. Wright earned the starting nod in the final two games of the season against the N.Y. Giants (12/17) and Tennessee (12/25).

A former Pro Bowler, Wilson joined the coaching ranks after a 19-year playing career. Only four other players in NFL history have played more seasons than Wilson. He was originally an eighth-round draft choice (210th overall) of the Minnesota Vikings in 1981 and led them to three playoff appearances, including the 1987 NFC Championship Game, during his 11 years with the team. He also spent time with the Atlanta Falcons (1992), New Orleans Saints (1993-94), Dallas Cowboys (1995-97) and Oakland Raiders (1998-99). He served as Aikman's backup on the Cowboys Super Bowl XXX championship team in 1995.

Wilson completed his career with a 75.6 quarterback rating on 1,391-of-2,428 passing for 17,283 yards. His best statistical year was 1988 when he led the NFC with a 91.5 quarterback rating and completed 204-of-332 passes (61.4%) for 2,746 yards, 15 touchdowns and nine interceptions. His 61.4% completion rate led the NFL that season. During his three years in Dallas, Wilson threw for 585 yards, one touchdown and four interceptions on 58-of-96 passing for a 63.9 rating. He earned one start (at Washington, 12/22/96) in his three-year stay in Dallas.

He was a four-year letterman and three-year starter at East Texas State University, where he earned NAIA All-America and Lone Star Conference MVP honors as a senior while leading the conference in passing and total offense. He completed 338-of-668 passes for 4,414 yards and 32 touchdowns during his four years with the Lions. He played high school football at near-by Commerce, TX, High School.

Charles Wade Wilson earned his bachelor's degree in business management from ETSU, and he has his real estate license and his SEC-series seven registration. Wilson has four children; Travis Wade, Hayden, and twins Coleton and Sophie.

**Wade Wilson** - Born February 1, 1959, Commerce, TX. Quarterback East Texas State University 1977-80. Pro Quarterback Minnesota 1981-91, Atlanta 1992, New Orleans 1993-94, Dallas, 1995-97, Oakland 1998-99. Pro Coach: joined Dallas in 2000.



## Mike Zimmer

### Defensive Coordinator

Illinois State

NFL: 8th Year ★ Cowboys: 8th Year

After helping shape the Cowboys pass defense into one of the NFL's best as secondary coach, Mike Zimmer took over the responsibility of shaping Dallas' entire defense when he was named defensive coordinator on Feb. 1, 2000.

Under Zimmer's guidance, the Cowboys defense showed steady improvement throughout the 2000 season despite having five starters miss a combined 33 games. As has become the expectation under Zimmer's watch, the Dallas pass defense again finished near the top of league rankings, ranking third in the NFL (second in NFC) by allowing only 168.3 passing yards-per-game. Despite struggles early in the season, Zimmer's troops improved to finish the season ranked 19th in the NFL (ninth in NFC) in total defense, allowing 333.1 yards-per-game.

Prior to being promoted to defensive coordinator, Zimmer spent five years as Dallas' defensive backs





coach and a year as a defensive assistant working with the nickel defense. In six years under Zimmer's watchful eye, the Cowboys pass defense surrendered an average of 190.6 passing yards-per-game, the second lowest figure in the league over that time span (Philadelphia — 187.4). In addition to finishing as one of the top two pass defenses in the league three times in that time frame, Dallas is the only team to have allowed fewer than 176.0 passing yards-per-game over a season three times.

Despite using five different starting lineups in the secondary and losing Kevin Smith, Kevin Mathis and Deion Sanders for a combined 19 games in 1999, Zimmer's defensive backfield helped the Cowboys pass defense finish fourth in the NFC. The unit also tied for sixth in the league with 24 interceptions — 15 from Zimmer's secondary — and returned four for touchdowns, tying the club record (1985, 1995). The Cowboys defense also limited seven opponents to 190 yards or less passing. Sanders earned his fourth consecutive trip to the Pro Bowl, while Darren Woodson finished third on the team with 128 tackles and George Teague set a career-high with 102 tackles — despite missing two games with a neck strain. Charlie Williams started eight games in place of injured comrades and led all corners with 64 tackles and 11 passes defended.

In 1998, the Cowboys were able to hold eight opponents to 200 yards passing or less, including four to 160 yards or less, despite losing Sanders for over five games, Smith for two games and changing starting free safeties — all in the final six weeks of the season. Sanders led the team with five interceptions totaling 153 return yards to earn his third consecutive Pro Bowl berth, while Woodson earned his fifth straight Pro Bowl appearance after leading the team with 136 tackles.

The Cowboys finished 1997 at or near the top of several NFL pass defense categories, including fewest completions allowed (253-first), net yards-per-pass play (4.94-third) and yards gained-per-completion (10.74-third). The Cowboys also held five opponents to less than 120 yards passing and 12 to 176 yards or less. Woodson earned a spot on the NFC Pro Bowl squad for the fourth consecutive year, while Sanders earned his sixth career Pro Bowl honor.

In 1996, Smith returned from a ruptured Achilles tendon to tie for the team lead with five interceptions. Woodson earned his third consecutive Pro Bowl berth after finishing with 118 tackles and five interceptions to tie Smith for the team lead. Sanders intercepted two passes, knocked away another nine and recovered a team-high three fumbles to earn his fifth career Pro Bowl selection (first with Dallas).

In his first season as defensive backs coach in 1995, Zimmer lost Smith for the year with a ruptured achilles tendon in the season opener and did not have Sanders' services until Week Nine. Despite the injuries, the secondary surrendered only 204.5 passing yards-per-game, and Dallas returned four interceptions for touchdowns, tying the club record (1985). Following the season, Woodson earned his second career Pro Bowl berth.

As a defensive assistant in 1994, Zimmer worked with the Dallas nickel defense, which helped the secondary finish as the top ranked pass defense in the league (172.0 passing yards-per-game). Woodson, who earned his first Pro Bowl trip, tied for the team lead with five interceptions to lead a defense that picked off 22 passes during the year.

Before joining the Dallas staff, Zimmer spent five seasons as the defensive coordinator/secondary coach at Washington State. Zimmer's first Cougar defense in 1989 established a school record with 24 interceptions and 48 sacks. In 1992, Washington State allowed opponents to convert only 26.1 percent of their third downs. In 1993, the Cougars finished eighth in the nation in total defense (298 yards-per-game) and second in rushing defense.

Prior to joining the Cougars' staff, Zimmer was an assistant at Weber State College from 1981-88. He was on the same staff with current Cowboys Head Coach Dave Campo during the 1981-82 seasons. Zimmer coached inside linebackers from 1981-84, while adding the duties of defensive coordinator in 1983. From 1985-88, he served as coordinator and oversaw the secondary.


Zimmer began his coaching career as a part-time assistant on defense at the University of Missouri in 1979, coaching, among others, All-Pro cornerbacks Eric Wright (San Francisco 49ers) and Johnnie Poe (New Orleans Saints).

Zimmer was a two-time all-conference quarterback at Lockport, IL, High School in 1972-73, playing for his father Bill, who played football at Bradley and later with the 49ers. Mike also earned all-conference honors in wrestling and baseball.

Zimmer went on to play quarterback at Illinois State University in 1974. After redshirting the 1975 season, he suffered a broken thumb in the spring of 1976 and was moved to linebacker. A neck injury, suffered during the 1976 season, led to surgery and the end of his playing career. He graduated with a Bachelor's degree in physical education in 1979.

Born in Peoria, IL, Mike and wife Vikki have three children, Adam, Marki and Corri.

**Mike Zimmer** - Born, June 5, 1956, Peoria, IL. Quarterback-Linebacker Illinois State 1974-76. College coach: Missouri 1979-80, Weber State 1981-88, Washington State 1989-93. Pro coach: joined Dallas in 1994.



## Larry Lacewell

### Director of College and Pro Scouting

Larry Lacewell joined the Cowboys as Director of College Scouting in May of 1992 and has coordinated Dallas' NFL Draft efforts since 1993. He became the Cowboys' Director of College and Pro Scouting in the spring of 1994, adding the responsibility of coordinating the scouting efforts of all pro personnel to his college scouting duties. Lacewell now directs the Cowboys personnel evaluation for all college prospects, as well as all personnel with the NFL's 30 other teams and in NFL Europe.

All five of Dallas' draft choices in 2000 made the Cowboys roster, with cornerback Kareem Larrimore and running back Michael Wiley seeing significant playing time. Linebacker Orantes Grant made a sizable contribution on Dallas' special teams units, tying for fourth on the team in special team tackles.

In 1999, seven of the Cowboys eight draft selections earned spots with the club, while six rookies made significant contributions: DE Ebenezer Ekuban, OL Solomon Page, LB Dat Nguyen, WR Wane McGarity, DE Peppi Zellner and TE Mike Lucky. One year later, Page became a full-time starter, Nguyen started five games at middle linebacker and McGarity became one of the NFL's top punt returners.

The Cowboys enjoyed one of their most productive drafts in 1998, as seven of the nine drafted players earned roster spots. The top two picks of 1998, DE Greg Ellis and OT Flozell Adams, combined to start a total of 28 games. Ellis and Adams earned *Football Digest* All-Rookie honors, and are both considered cornerstones of the Cowboys current defensive and offensive lines. Fellow rookies Michael Myers, Izell Reese and Darren Hambrick made significant contributions as rookies, with Hambrick becoming a full-time starter in 1999 and leading the team in tackles in 2000.

In 1997, all nine of the Cowboys' draft selections made the club. The class was highlighted by Dexter Coakley, who started all 16 games at linebacker, earned All-Rookie recognition and was the NFL's Defensive Rookie of the Month for October. Coakley earned his first Pro Bowl selection in 1999, his third year as a professional. Tight end David LaFleur had a strong showing, catching 18 passes for 122 yards as a rookie. LaFleur became the Cowboys starting tight end in 1998.

In 1996, seven of the nine players Dallas selected in the draft went on to earn a Cowboys roster spot. That class was highlighted by Randall Godfrey, who earned a starting linebacker's position by mid-November on a defensive unit that finished the year third in the NFL.

In Lacewell's first three drafts (1993-95), 20 of the 26 players selected by the Cowboys earned roster spots. The highlight of those classes is offensive lineman Larry Allen, who was drafted in the second round of the 1994 draft. Allen has earned Pro Bowl honors each of the past six years and is considered one of the NFL's finest offensive linemen. Of those 20 players that earned roster spots, five moved into the starting lineup by their third season, including Allen and linebacker Darrin Smith (1993), who earned starting spots as rookies.

Lacewell joined the NFL after a distinguished career in collegiate coaching and athletic administration. Most recently, Lacewell served as defensive coordinator at Tennessee (1990-91). The 1990 Vols captured the SEC Championship and defeated Virginia in the Sugar Bowl. In 1991, Tennessee finished second in the SEC and earned a Fiesta Bowl berth.


As the athletic director and head coach at Arkansas State (1978-89), Lacewell compiled a record of 69-48-4. He was named the Southland Conference's Coach of the Year on three occasions, while the Indians captured two conference titles under his direction.

Lacewell began his coaching career at Alabama in 1959. Following two seasons with the Crimson Tide, he moved on to Arkansas State (1961), Arkansas A&M (1962-63), Kilgore Junior College (1964-65), Oklahoma (1966), Wichita State (1967) and Iowa State (1968). Lacewell rejoined the Sooners' staff in 1969 as assistant head coach/defensive coordinator and helped Oklahoma to six Big Eight titles and two national championships in nine years.

A native of Fordyce, AR, Lacewell (2/12/37) attended Fordyce High School and then played halfback at Arkansas A&M from 1955-59. In 1996, Lacewell was inducted into the Arkansas Sports Hall of Fame. He and his wife Criss have two sons, Bryant and Logan.







## Bryan Broaddus

### Assistant Director of Pro Scouting

Bryan Broaddus joined the Cowboys in 1999 as the assistant director of pro scouting. His responsibilities include evaluating talent and tracking player movement and development within the NFL and NFL Europe. Broaddus came to the Cowboys after one year as the assistant director of pro scouting for the Jacksonville Jaguars. Prior to his time in Jacksonville, Broaddus was the coordinator of college scouting for the Philadelphia Eagles in 1997. He spent the 1991-1996 seasons handling the day-to-day operations of the college scouting department for the Green Bay Packers. The Packers won Super Bowl XXXI in his last season with the club. From 1990-91, he worked for the NFL as an assistant in the personnel department of the World League.

Bryan Broaddus played center for Louisiana State from 1982-86 and graduated with a general studies degree in 1987. He served as a graduate assistant coach for LSU in 1988 and the assistant recruiting coordinator at Texas A&M in 1989. Broaddus was born Dec. 12, 1963 in Dallas. He is engaged to Cathy Shulman of Chicago, IL.



## Tom Ciskowski

### Assistant Director of College Scouting

Tom Ciskowski joined the Cowboys scouting department in 1991, working his first year as a scout administered by the BLESTO Scouting Combine. He became an area scout in 1992, working in the West for six years before moving to scout the Southeast from 1998-2000. In 2001, he was named Assistant Director of College Scouting. From his new position, Ciskowski will see first hand the top college prospects in the land.

Before becoming a scout, Ciskowski spent 15 years in the coaching ranks, the first two as an assistant at Pawhuska, OK, High School. In 1979, he moved into the college coaching ranks, becoming the defensive backfield coach at East Central University in Ada, OK. While at ECU, he earned his Master's degree in athletic administration. The following year he moved to Arizona State University, working with the defensive line as a graduate assistant for the 1980-81 seasons.

In 1982, Ciskowski moved to Oklahoma State, joining the staff as an assistant to former Dallas offensive line coach Tony Wise, before becoming the offensive line coach at Wichita State in 1984. After that season, Ciskowski joined the University of Miami as a volunteer assistant, working with former Dallas defensive coordinator Butch Davis and the defensive line.

From 1986-89, Ciskowski worked with the offensive lines, first at New Mexico State for two seasons, and then at UNLV for two more. Before coming to Dallas, he coached the defensive line at College of the Sequoias in Visalia, CA, from 1990-91. Thirteen of the team's players went on from the junior college to play Division I football in 1992.

A native of Medford, OK, Ciskowski attended Medford High School, then played linebacker and earned his Bachelor's degree from Cameron University. He and wife Jan live in Coppell, TX, with sons, Jeremy and Joshua.



## Jeff Ireland

### National Scout

Jeff Ireland joined the Cowboys scouting department in 2001 as one of the team's national scouts. Ireland comes to Dallas after spending four years (1997-2000) as an area scout for the Kansas City Chiefs. Prior to his time in Kansas City, he spent three years (1994-96) evaluating talent for the National Football Scouting combine.

Before becoming a full-time talent evaluator, Ireland was the special teams coach at the University of North Texas from 1992-93. He was the placekicker at Baylor University from 1988-91, finishing his collegiate

## PLAYER PERSONNEL



career third on the Bears' all-time scoring list with 213 points. His 45 career field goals – which includes a 58-yard effort against Rice in 1991 – established a school record for field goals made.

Ireland, an Abilene, TX, native, is the stepson of Kansas City Chiefs Hall of Fame center/linebacker E.J. Holub and the grandson of former Philadelphia Eagles player and longtime Chicago Bears personnel man Jim Parmer. Jeff and wife Rachel have twin daughters, Haley and Hannah, and a son, Riley.



## Walter Juliff

### National Scout




Walter Juliff, entering his 17th season as a NFL scout, served as Assistant Director of College Scouting from 1995-2000 after spending the previous eight years as a Dallas Cowboys area scout. In 2001, he will serve as one of the club's national scouts, cross-checking top prospects across the country.

Before becoming a full-time scout, Juliff spent two seasons as a graduate assistant at the University of Texas. He also was an assistant with the Abilene Cooper H.S. football team in 1980, the Houston-Kingwood H.S. baseball team in 1981 and the Kerrville Tivy track team in 1982. While at Tivy High School, Juliff worked with punter John Teltschik, who earned All Rookie honors with Philadelphia in 1986.

Juliff began his coaching career as a graduate assistant at Angelo State, where he spent two seasons. In 1978, the Rams went undefeated and won the NAIA national championship, then lost in the national semifinals the next year. A native of San Angelo, TX (6/22/56), Walter starred in football and as a hurdler in track at Central High School.

Juliff, who lives in Austin, TX, earned his Bachelor's degree from San Angelo State and his MBA from Texas. He and former Cowboys quarterback Jerry Rhome are cousins.



## Jim Garrett

### Scout



Jim Garrett has spent 36 of the past 37 seasons as a coach or scout in the NFL, including the last 14 as the northeast area scout for Dallas.

Although a member of the Cowboys staff since 1987, Garrett also scouted for the Cowboys in 1968-69 and 1974-75. Prior to his first stint in Dallas, Garrett served two seasons as a scout for the BLESTO Scouting Combine. He then coached with the N.Y. Giants (1969-73) before returning to Dallas. Garrett was also an assistant with New Orleans (1976-77) and Cleveland (1978-84). After a season as the head coach at Columbia,

he scouted for Buffalo in 1986.


An all-conference fullback at Utah State, Garrett played for Philadelphia (1954), the British Columbia Lions (1955), the N.Y. Giants (1956) and the Ottawa RoughRiders (1957).

He began his coaching career at the Coast Guard Academy in 1958. After one season at Lehigh, Garrett became head coach and athletic director at Susquehanna University, where he compiled a 40-3-1 record and was later inducted into the school's Hall of Fame.

The Rutherford, NJ, native (6/19/30) attended Rutherford High School, where he was a member of the first induction group of the school's Hall of Fame in April, 1996. He went to spring training with the Pittsburgh Pirates following his rookie year in the NFL.

He and wife Jane have eight children – Jim, Jane, Jennifer, Janine, Jill, John, Jason and Judd – and 24 grandchildren. John, a receiver who went to camp with Dallas in 1988, is the quarterbacks coach with the Cincinnati Bengals. Jason – a former Cowboys quarterback – is now a quarterback with the N.Y. Giants. Judd, a running back who was on the Cowboys' practice squad in 1993, is the wide receivers/offensive quality control assistant with the Dolphins.





## Tommy Hart

Scout

Tommy Hart became the Cowboys West area scout in 1998 after spending two seasons (1996-97) as the club's defensive ends coach.

As Dallas' defensive ends coach, Hart helped the team register 75 sacks during his two seasons, including 12 by Tony Tolbert in 1996.

Hart, who was inducted into the State of Georgia Sports Hall of Fame in 1993, was an assistant defensive line coach for the San Francisco 49ers from 1983-91 and a part of three Super Bowl champion teams. Hart's 1985 defensive line helped the 49ers register 60 sacks, the second highest total in team history. He moved to the 49ers scouting department for the 1992-93 seasons.

Hart, who has spent 29 of the last 33 years in the NFL as a player, assistant coach or scout, finished his playing career in 1980 with the New Orleans Saints after spending two years with the Chicago Bears and 10 years with the San Francisco 49ers. Originally a 10th round draft choice of the 49ers in 1968, he registered a career-high 17 sacks in 1972, and he set a 49ers club record with six sacks in a single game against the Rams in 1976 on his way to All-Pro and Pro Bowl honors. Hart was a two time winner (1972 and 1976) of the Len Eshmont Memorial Award, given annually to the 49ers player who best exemplified the inspirational and courageous play of Len Eshmont.

Hart earned second team NAIA All-America honors as a senior at Morris Brown College after earning all-conference honors for three consecutive years. Hart earned four letters in football as an offensive guard/tackle and defensive tackle and three letters in track as a sprinter/shot putter.

Born in Macon, GA (11/11/44), Tommy and his wife, Cherrie, have four daughters.



## Jim Hess

Scout

Jim Hess joined the Cowboys as an area scout for the Midwest in 1997 after 37 years in the coaching ranks, where he compiled a career winning percentage of .610 at all levels of coaching. He spent 22 of the 23 years between 1974-96 as a college head coach at Angelo State (1974-81), Stephen F. Austin (1982-88) and New Mexico State (1990-96) and earned conference coach of the year honors in each of the conferences in which his teams participated. In 1989, he served as athletic director for S.F.A.

Hess led New Mexico State to its first winning season in 14 years with a 6-5 mark in 1992 and was named the Big West Coach of the Year. He posted a 47-30-2 (.608) record – the highest winning percentage of any coach in school history – at Stephen F. Austin, including five winning seasons and the school's first-ever conference title (1985). At Angelo State, Hess led the Rams to six Top 20 rankings and the 1978 I-AA national title with a 14-0 record. He posted a 65-23-3 (.731) mark – the highest winning percentage in school history – during his time there and remains one of just a handful of men to win more than 100 games at the I-AA level.

A native of Farmersville, TX, Hess is a 1959 graduate of Southeastern Oklahoma, and he earned his master's degree from North Texas State in 1966. He began his coaching career at the high school level at Farmersville (1959). He then coached at McKinney, TX (1961-62), Rockwall, TX (1963-64) – where his team captured the 1963 Class AA state championship – and Kilgore, TX (1965-66) high schools. In 1967, he became an assistant coach at Rice University (1967-70) before returning to the high school ranks as the head coach at Sterling (1971) in Baytown, TX. In 1972, he joined Angelo State as an assistant coach.

Hess has been a guest coach in the CFL and is the director/organizer/owner of the Angelo Football Clinic in San Angelo, TX. The annual summer clinic has grown to over 1,800 visiting high school and college coaches from around the country.

Hess and his wife, Carol, have two daughters and seven grandchildren.



## Henry Sroka

### Scout



Henry Sroka joined the Cowboys in 1999 after 18 years as a college coach. He serves Dallas as a scout administered by the BLESTO Scouting Combine. However, this is not his first NFL experience, having served a coaching fellowship with the Detroit Lions during training camps in 1991-94.

Prior to joining the Cowboys, Sroka spent the 1998 season as defensive backs coach at the University of Redlands. From 1988-97, he coached running backs under fellow Dallas scout Jim Hess at New Mexico State University and was a part of the school's first winning season in 14 years when the team posted a 6-5 mark in 1992. Prior to that, Sroka was the strength and conditioning coach, kicking coach and defensive backs coach at Wichita State University from 1985-87. He served as a graduate assistant coach at Arizona State from 1981-85, where he worked with the Sun Devil kickers and running backs.

Sroka graduated from St. Mary's College in California in 1978 and went on to earn a master's degree from Arizona State. Sroka was a running back and kicker for St. Mary's, where he was awarded the Albert Rahill Award for team loyalty. Prior to playing for St. Mary's, Sroka was a running back and kicker for the College of San Mateo.

He was born on October 11, 1954 in Mexico City, Mexico. Sroka and his wife, Linn, are the parents of daughter Maria del Pilar and sons Dominic and Mikael.



## Mike McCord

### Equipment Manager



Mike McCord enters his 13th season with the Cowboys, his 10th in the equipment department and his eighth as the equipment manager.

McCord originally joined the Cowboys in 1989 as the assistant ticket manager, spending two years in that capacity before moving to the football operations department in 1991. Before coming to Dallas, McCord spent two-and-a-half years with the University of Texas athletic department, one-and-a-half years as a part-time student assistant before receiving his B.B.A. and then one year as a full-time intern.

A native of Clovis, NM (11/6/64), McCord graduated from Roosevelt High School in San Antonio, TX, and spent two years attending Southwest Texas State before transferring to the University of Texas. He and wife Jan live in Flower Mound, TX, with their daughter, Megan, and son, Brock.



## Bucky Buchanan

### Assistant Equipment Manager




William Andrew "Bucky" Buchanan is entering his eighth year as the Cowboys' assistant equipment manager. Buchanan officially joined the Cowboys in 1994 after spending many weekends and summers in the equipment room helping his father, "Buck" Buchanan, the Cowboys equipment manager from 1973-93.

Before coming to the Cowboys, Buchanan spent one-and-a-half years with Willis Medical in Richardson, TX, and 10 years with the Skaggs Alpha Beta grocery store chain.

A native of Plano, TX, Buchanan (6/9/61) graduated from Plano High School. He and wife Amy have two sons - Thomas II and Brett.





## Jim Maurer

### Head Athletic Trainer

Jim Maurer is in his sixth year as the Cowboys head athletic trainer and his 12th season as a Cowboys athletic trainer. Maurer took over responsibility of the athletic training department after serving as a Cowboys' assistant athletic trainer for six years. He served as a graduate assistant with Dallas for two seasons prior to being hired full-time in 1990.

Maurer was elected to the Professional Football Athletic Trainers Society Executive Board as the NFC head trainer representative in 1999.

A Dallas native (3/8/65), Maurer received his BA degree in physical education in 1988 from Southern Methodist University, where he worked with the football and swim teams.

Maurer worked as a summer assistant with the Kansas City Chiefs in 1987, after spending the summer of 1986 with the Cowboys in the same capacity.

Maurer and wife Rosanne live in Flower Mound, TX, with their sons, Nicholas and Benjamin.



## Britt Brown

### Associate Athletic Trainer

Britt Brown, in his sixth year as a member of the Cowboys athletic training staff, supervises the Cowboys medical rehabilitation program and assists with treatment programs. Prior to coming to Dallas, he spent four years (1992-95) with the Miami Dolphins as an assistant athletic trainer.

Before joining the Dolphins, Brown was the head basketball athletic trainer and assistant football athletic trainer at Southern Methodist University from 1989-92, where he also coordinated travel for the Mustang basketball team. While earning his bachelor's degree in athletic training (1982-87) and his master's degree in exercise physiology (1988-89) from Texas Christian University, he worked with the Horned Frogs football and baseball teams as a student athletic trainer. Brown worked as a part-time assistant athletic trainer for the Cowboys in 1986 and 1987 while attending TCU.

A native of Lampasas, TX (7/6/64), Brown and wife Laura live in Flower Mound, TX, with their son, Chase, and daughters, Sydney and Payton.




## Greg Gaither

### Assistant Athletic Trainer

Greg Gaither returns to the Dallas Cowboys training room in 2001 as an assistant athletic trainer having served as a graduate assistant for the club from 1997-98. He will assist with coordinating player rehabilitation and treatment programs. He comes back to the Cowboys after serving as an assistant athletic trainer at Kansas State University, where he worked primarily with the football team. He joined the Wildcats' training staff in a full-time role during the summer of 1999 after one year as a graduate assistant with the Wildcat baseball team.

A native of Dallas, TX (10/22/73), Gaither graduated from Southern Methodist University with a Bachelor of Arts degree, and received his Masters of Science from Kansas State University. Gaither and his fiancée, Leah, reside in Dallas.



## Robert Blackwell

### Video Director



Robert Blackwell is entering his 21st year in the Cowboys video department, his 13th as the team's video director. In charge of taping and editing Cowboys' practices and games, Blackwell also edits opponents' tapes and handles the team's photographic needs. He oversaw the change from videotape to digital imaging for Dallas' coaching staff in 2000.

Blackwell is currently serving on the NFL Video Directors sub-committee on video quality control and the sub-committee developing the GIS system for game day stadium usage.

A native of Garland, TX (12/1/50), Blackwell earned his degree in communications from Stephen F. Austin, and later shot game films for Southern Methodist University's basketball and football teams (1979-84).

He and wife Diana have two children, Nathaniel and Lora Ann.



## Tony Ollison

### Assistant Strength and Conditioning Coach



Tony Ollison joined the Cowboys strength and conditioning department in the spring of 2000. He works closely with strength coach Joe Juraszek implementing player workout programs.

Ollison was the assistant strength and conditioning coach at the University of Arkansas from 1998 until coming to Dallas in the spring of 2000. He started his career in the weight room as a graduate assistant at Arkansas in 1993. He was a graduate assistant in the University of

Tennessee weight room in 1994 before serving as the Volunteers assistant strength and conditioning coach from 1995-97.

Ollison played defensive tackle for Arkansas (1986-90), totaling 63 career tackles despite missing all but one game his senior season. He played on two Southwest Conference championship teams while earning his degree in communications. He tried out with the Indianapolis Colts as a rookie free agent in 1991 and was drafted by the San Antonio Riders of the World League in 1992.

Ollison, born March 10, 1968, is married to the former Sherry Dihel.



## Bennie Wylie

### Assistant Strength and Conditioning Coach



Bennie Wylie is in his third season as Dallas' assistant strength and conditioning coach. He works closely with strength coach Joe Juraszek implementing player workout programs.

Prior to coming to Dallas, Wylie was the assistant strength coach at Sam Houston State University, where he was a four-year letterman in football from 1994-97. He was an All-Southland Conference running back as a senior in 1997 after averaging 4.8 yards-per-carry and lead-

ing the Bearkats in rushing. In 1994, he was named the Bearkats Freshman of the Year. He finished his course work while working in the weight room and graduated with a bachelor's degree in kinesiology in May, 1999.

A Mexia, TX, native, (7/11/76), Wylie lettered in basketball, track, baseball and power lifting at Mexia High School. He finished third in the state power lifting competition as a senior in 1994.



**The  
Players**





# Flozell Adams


## Tackle

6'7" ★ 335 ★ 5/18/75

Michigan State

D-2 for '98 (38th overall)

NFL: 4th Year ★ Cowboys: 4th Year



**GAMES/STARTS** (regular season, playoffs): 1998 (16/12, 1/1), 1999 (16/16, 1/1), 2000 (16/16). Total – 48/44, 2/2.

**PRO:** In only three seasons in the NFL, Flozell Adams has proven himself to be a quality, dependable offensive lineman. After seeing extensive time at right guard as a rookie, Adams effortlessly made the transition to left tackle, his more natural position, in 1999. With tremendous natural strength and athletic ability, he is rapidly developing into one of the NFL's finest performers at tackle and becoming a fixture on the Dallas line. Adams has great reach and the proper disposition for performing at one of the most difficult positions in professional football. His natural athletic gifts have also made him an imposing figure on the Cowboys field goal defense unit, where he blocked two opponents' field goal attempts in 1999. Evidence of Adams' effectiveness in his three seasons along Dallas' offensive line can be seen in Emmitt Smith's rushing production. Over the past three seasons, Smith has rushed for 3,932 yards, the fourth most in the NFL during that time span, and moved into third place on the NFL's career rushing list. Smith has rushed for over 100-yards 20 times in Adams' 44 career starts. Adams was the Cowboys second-round draft choice (38th overall) in 1998, making him the highest offensive lineman drafted by Dallas since the team selected Howard Richards with the 25th pick in 1981.

**2000:** In his second season as the Cowboys starting left tackle, Adams was part of an offensive line that allowed 35 sacks in 480 pass plays on the season. Only 12 teams surrendered fewer sacks than Dallas. In six games, opponents were held to one sack or less. During Troy Aikman's final 172 pass attempts of the season, the Dallas line allowed him to be sacked only four times - once every 43 attempts. In addition to pass protection, Adams helped Smith (1,203) eclipse the 1,000-yard barrier for the 10th consecutive season, allowing Smith to become only the third person in NFL history to rush for over 15,000 career yards. Adams' work also allowed the Cowboys to average 4.2 rushing yards-per-carry for the year, a mark the club has topped just twice in the past 12 seasons. Only four NFC clubs posted a better yards-per-carry average in 2000. Adams' blocking at Arizona (9/10) helped limit the Cardinals to one sack in 35 pass plays as Randall Cunningham threw for 243 yards and three touchdowns. At Washington (9/18), he was part of an offensive line that helped Dallas rush for 153 yards while allowing only one sack in 24 pass plays. Adams helped lead Smith to his first 100-yard rushing game of the year at Carolina (10/1) when Smith romped for 132 yards on 24 carries (5.5 avg.). In the rematch against Arizona (10/22), the Cowboys rushed for 200 yards, including 112 by Smith, while allowing just one sack. Against Jacksonville (10/29), Smith again eclipsed the 100-yard mark with 102 yards on 24 carries. Adams helped Smith clear the 100-yard barrier for the third consecutive week at Philadelphia (11/5) as Dallas rushed for 204 yards against the league's ninth ranked defense entering the game. Adams and the offensive line held Cincinnati (11/12) sackless in 37 pass attempts, and then duplicated the feat by holding Minnesota (11/23) without a sack in 43 pass attempts. The line's work against the Vikings also allowed Smith to rush for 100 yards on 12 carries before leaving the game in the third quarter with a concussion. For the sixth time during the season, Adams and company led Smith past the 100-yard mark against Washington (12/10) as he rushed for 150 yards. Against the Redskins, the Cowboys rushed for 242 yards as a team, marking the most rushing yards by the Dallas offense since recording 271 yards on the ground at Philadelphia on Oct. 31, 1993.

**1999:** Adams was the only Dallas offensive lineman to start all 16 regular season games, and he provided the production of a seasoned veteran in his first season at left tackle. He was a key part of an offensive line that allowed just 24 sacks in 531 pass plays (one every 22.1 pass plays), the second fewest sacks allowed in the NFL. The Dallas line also allowed one sack or less in nine regular season games, including five of the final six games. In addition, Adams helped Smith to his highest single season rushing total (1,397) since 1995, while enabling the Pro Bowl running back to collect more 100-yard rushing games (nine) than in any other season in his career other than 1995. In his first NFL start at left tackle, at Washington (9/12), he helped lead the way for a Dallas offense that gained 541 total yards, the highest offensive output by Dallas since Sept. 15, 1985 when the team gained 554 yards against Detroit. In addition, Aikman was sacked just one time in 50 pass plays in the overtime win over the Redskins. The following week, the Dallas line led the way for Smith to gain 109 yards in a win over Atlanta (9/20), marking just the third time in 29 games that the Falcon defense had allowed a 100-yard rusher. In the win over Green Bay (11/14), Adams and Co. provided run blocking that helped spring Dallas' ground game to 149 yards on 34 carries (4.4 yards-per-attempt) despite Smith missing the entire game with an injury. On special teams, Adams blocked a Ryan Longwell field goal, marking the first blocked field goal by a Dallas offensive player since Doug Cosbie blocked one against the St. Louis Cardinals on Oct. 21, 1979. Two weeks later in the Thanksgiving Day win over Miami (11/25), Adams blocked a 47-yard field goal attempt by Olindo Mare in the second quarter. That effort tied the club record for blocked field goals in a season (two), as Adams became the 11th player in club history to accomplish that feat and the first since Leon Lett in 1994. In that same Miami game, the Cowboys offensive line permitted just one sack in 30 passing plays






and helped lead Smith to 103 yards rushing against what was the NFL's sixth ranked defense going into the game. Dallas finished the season as the NFL's sixth ranked rushing offense, averaging 128.2 yards-per-game.

**1998:** Injuries to starting right guard Everett McIver forced Adams into extended work as a rookie. He started 10 games in place of McIver, who suffered serious injuries to both knees. Although inexperienced, and playing a new position, Adams earned All-Rookie recognition and was a key part of a Dallas offensive line that allowed just 19 quarterback sacks – the fewest in the NFL. Adams was marked ready for duty in the Dallas opener against Arizona (9/6), where he was used as a third tight end on short yardage situations. Adams wound up playing the final three quarters of the game at right tackle after starter Erik Williams was ejected. Adams helped the Dallas offense amass 444 total yards (188 rushing) against the Cardinals – both totals were the team's highest since 1996. In addition, the offensive line did not allow a sack of Aikman in 32 pass plays. The next three weeks, Adams saw considerable action at tight end as a short yardage blocker, and earned a starting assignment against Oakland (9/27) as the team opened the game in a two-tight end set. After McIver went down with his first knee injury at Washington (10/4), Adams earned his first start at right guard against Carolina (10/11). Against the Panthers, Dallas rolled up 428 yards of total offense while the line allowed just two sacks in 24 pass plays. In his first five starts at right guard, Adams helped Smith rack up four 100-yard rushing games, including a season-high 163 yards on 29 carries (5.6 avg.) against the N.Y. Giants (11/8). In that battle with the Giants, the Dallas offensive line allowed no sacks to a New York defense that led the NFL in sacks during the 1998 season. Adams did not start against Seattle (11/22), but he entered the game when McIver tore the anterior cruciate ligament in his left knee. Adams started the remaining five regular season games at right guard and earned his first postseason experience by starting against Arizona (1/2/99) in the playoff loss at Texas Stadium.

**COLLEGE:** Adams spent three years in the starting line-up for Michigan State, and during that time, the Spartans went to three straight bowl games for only the second time in school history. They also had a running back top the 1,000-rushing yard mark each season. Adams started the final 28 games of his career at tackle, and in 34 career starts, he helped a Spartan running back reach the 100-yard mark 21 times. As a senior, Adams moved from right tackle to left tackle and picked up All-America honors and was named the Big Ten Offensive Lineman of the Year by the league's head coaches. As a sophomore in 1995, Adams protected Cowboys quarterback Tony Banks as the Spartan's right tackle. One of four offensive linemen who were semi-finalist for the Outland Trophy and Lombardi Award, Adams earned postseason invitations to the East-West Shrine Game and Senior Bowl all-star games. He was a second team All-Big Ten selection at right tackle following his junior and sophomore seasons.

**PERSONAL:** A high school All-America and all-state selection as a two-year starter on the offensive line at Proviso West High School in Maywood, IL, Adams also lettered three times in wrestling and four times in track (shot put). He advanced to the state heavyweight wrestling finals as a junior. Adams earned his degree in criminal justice from Michigan State and is a cousin of NBA guard Hersey Hawkins. Since joining the Cowboys, Adams has participated in the offensive line's support of The RISE School in Dallas with the "First Downs for Down Syndrome" project.



## Larry Allen

### Guard/Tackle

6'3" ★ 326 ★ 11/27/71

Sonoma State

D-2 for '94 (46th overall)

NFL: 8th Year ★ Cowboys: 8th Year



**GAMES/STARTS** (regular season, playoffs): 1994 (16/10, 2/2), 1995 (16/16, 3/3), 1996 (16/16, 2/2), 1997 (16/16), 1998 (16/16, 1/1), 1999 (11/11, 1/1), 2000 (16/16). Total – 107/101, 9/9.

**PRO:** As a member of the NFL's All-Decade team for the 1990's, Larry Allen is widely recognized as one of the NFL's premier offensive linemen and has become one of the most decorated players in Cowboys history. In seven NFL seasons since being drafted out of tiny Sonoma State, he is already a six-time All-Pro selection, five times at guard (1995-97, 1999-00) and one at tackle (1998). With his selection at tackle in 1998, he became just the third player in league history to be selected to the Pro Bowl at more than one offensive line position during his career, joining Bruce Matthews (guard/center) and Chris Hinton (guard/tackle). Allen also joined William Roaf (New Orleans) and Randall McDaniel (Tampa Bay) as the only members of the NFC and AFC offensive lines on the 2000 Pro Bowl squad to be making his sixth straight appearance. Allen has played all but one position along the offensive line in his seven seasons in Dallas, moving between right tackle (1994), right guard (1995-97), left tackle (1997-98) and left guard (1999-00). During that time, he has been part of a group that has allowed just 174 sacks in 112 games (1.6 per game), fewest in the NFL during that time (Miami is second with 195 sacks allowed). He has also been a member of an offensive unit that has posted the four lowest sacks allowed totals in club history with 18 in 1995, 19 in 1996 and 1998, and 20 in 1994.

**2000:** For the sixth consecutive season, Allen was selected to the NFC Pro Bowl squad and garnered consensus All-Pro and All-NFC honors for his work on the Dallas offensive line. He was part of an offensive line that allowed just 35 sacks in 480 pass plays during the year, and six times during the season oppo-



nents were held to one sack or less. On the ground, Dallas averaged 4.2 yards-per-carry, a mark the club has topped just twice in the last 12 seasons. Only four NFC clubs posted a better yards-per-carry average in 2000. Despite suffering a fractured right hand in practice on July 20 and missing the first three preseason games, Allen returned to action by the end of preseason and started all 16 games. Against Arizona (9/10), Allen's blocking helped limit the Cardinals to one sack while protecting Randall Cunningham as he completed 24-of-34 passes for 243 yards and three touchdowns. The next week at Washington (9/18), he was a key part of an offensive line that helped Dallas rush for 153 yards on 31 carries (4.9 avg.) and allowed just one sack in 24 pass plays. Emmitt Smith pushed his first 100-yard rushing effort of the season at Carolina (10/1), picking up 132 yards on 24 carries (5.5 avg.), and as a team the Cowboys rushed for 173 yards on the ground. Allen's blocking against Arizona (10/22) keyed the offense as it picked up 347 yards of total offense, including 200 yards rushing – 112 by Smith – and allowed just one sack. For the second straight week, Smith topped the century mark running the ball with 102 yards on 24 carries against Jacksonville (10/29), and he posted his third straight 100-yard game as the Cowboys ran for 204 yards against the league's 10th ranked defense at Philadelphia (11/5). In the Eagles' game, Allen opened a gaping hole that Smith walked through for a second quarter touchdown. Not content to merely run block, the line did not allow a sack in 37 pass attempts against Cincinnati (11/12) or in 43 pass attempts against Minnesota (11/23). In addition, Smith ran for 100 yards on 12 carries against the Vikings before suffering a third quarter concussion. At Tampa Bay (12/3) against the league's sixth ranked defense in sacks-per-pass play, Allen and the line helped limit the Buccaneers to two sacks in 35 pass plays and led the way for 113 rushing yards. Personally, Allen helped limit Warren Sapp to two tackles on the day and the entire Tampa Bay starting defensive line to six tackles. Smith rushed for 150 yards and a touchdown against Washington (12/10) and the NFL's fourth ranked defense. In all, the Cowboys ran for 242 yards against the Redskins, the most by a Dallas offense since recording 271 yards on the ground at Philadelphia on Oct. 31, 1993.

**1999:** Despite starting in his third line position in as many years and missing five games due to injury, Allen was selected to his fifth consecutive Pro Bowl while earning consensus All-Pro honors. He earned this recognition as part of an offensive line that allowed the second fewest sacks (24) in the NFL (Indianapolis – 14) and one or fewer sacks in nine-of-16 games. The Dallas offensive line also led the way for Smith to rush for 1,397 yards. In Allen's first career start at left guard in the season opener at Washington (9/12), he helped lead the way as the Cowboys gained 541 total yards while surrendering only one sack in 50 pass plays. The offensive output against the Redskins was Dallas' highest yardage total since gaining 554 yards on Sept. 15, 1985 against Detroit. Against Atlanta (9/20), he helped lead the way as Smith (109 yards) became just the third player in the last 29 games to rush for over 100 yards against the Falcons. His blocking helped the Cowboys line allow only one sack in 40 pass plays at Philadelphia (10/10), and he helped limit the Redskins (10/24) to no sacks in 32 pass plays. At Minnesota (11/8), Allen's blocking helped spring Smith to 140 rushing yards and two touchdowns in the first half as the Dallas offense rolled up 205 rushing yards for the game. While helping the Cowboys ground game accumulate 149 yards against Green Bay (11/14), Allen sprained the medial collateral ligament in his right knee during the third quarter and did not return. He missed the first game of his career at Arizona (11/21), snapping strings of 97 consecutive games played and 90 consecutive starts. His knee sprain caused him to miss the next four games as well. He returned to the starting lineup at New Orleans (12/24) and helped the Dallas line surrender no sacks on 39 pass plays while helping Smith rush for his eighth 100-yard game of the season. In the season finale against the N.Y. Giants (1/2/00), Smith recorded his ninth 100-yard game of the year and the line did not allow a sack in 33 pass plays. The Cowboys offensive line closed the regular season by not allowing a sack on the final 94 pass plays of the season. The line again surrendered only one sack in 39 pass plays in an NFC Wild Card Playoff Game at Minnesota (1/9/00) while helping Smith rush for 99 yards, including a Dallas postseason record 65-yarder. Allen underwent arthroscopic surgery on Jan. 18, 2000 to remove loose bodies from his right knee.

**1998:** After starting the final three games of 1997 at left tackle, Allen was penciled into the position from day one of the 1998 season. In his first full season guarding Troy Aikman's blindside, he earned consensus All-Pro and All-NFC honors. When Allen's peers voted him to the NFC Pro Bowl squad at tackle, he became just the third player in league history to be selected to the Pro Bowl at more than one offensive line position during his career. Allen earned that recognition as a vital cog in an offensive line that allowed just 19 sacks for 110 yards in 493 pass plays for the season – fewest in the NFL. His blocking also helped Smith to seven 100-yard rushing days and 1,332 yards. In the season opener against Arizona (9/6), Allen debuted at his new position and helped Dallas amass 444 total yards (188 rushing) – both totals were the highest since 1996. In addition, the offensive line did not allow a sack of Aikman in 32 pass plays. In an October match-up at Washington (10/4), Allen helped lead the way as Dallas had two running backs top the 100-yard mark for just the third time in club history. Smith finished with 120 yards and one touchdown while Chris Warren added 104 yards and two touchdowns. The next week against Carolina (10/11), Allen helped Dallas roll up 428 yards of total offense (151 rushing and 277 passing). In November, Allen faced four of the NFC's top defensive ends in Hugh Douglas (fifth in the NFC with 12.5 sacks in 1998), Chad Bratzke (ninth with 11.0), Simeon Rice (tied for 11th with 10.0) and John Randle (10th with 10.5). His streak started at Philadelphia (11/2) when he limited Douglas to one tackle and no sacks. The next week against Bratzke and the N.Y. Giants (11/8), his blocking helped Smith rush for 163 yards on 29 carries (5.6 avg.), and the Dallas offensive line allowed no sacks to a Giants defense that led the NFL in sacks in 1998. At Arizona (11/15), Allen, while limiting Rice to one tackle, was part of a line that allowed no sacks to the Cards defense and helped lead Smith to 118 yards and three touchdowns. Seattle brought the AFC's top sacking defense of 1998 into Dallas (11/22) and came away with just one sack (on an Aikman fumble), while the Cowboys ran for 173 yards on the day. Allen closed out his dominating month against John Randle and the Minnesota Vikings (11/26), limiting him to one tackle and no sacks in 81 offensive plays. In addition, Allen helped set a new club record for pass attempts in a game without a sack (57) and led the way as





Smith rushed for three touchdowns to tie Marcus Allen's NFL record of 123 career rushing scores. In the regular season finale against Washington (12/27), Allen was part of a blocking unit that saw Smith run for two more touchdowns to break the NFL's all-time rushing touchdown record.

**1997:** After spending part of training camp working at left tackle, Allen returned to his right guard spot for the first 13 games of the season. He started his third season at right guard at Pittsburgh (8/31) and helped Dallas gain 380 total yards, including 295 yards passing while not allowing a sack. This kind of play kept Aikman healthy and in the starting lineup for every game for the third straight season. In a win over Philadelphia (9/15), Allen suffered a strained left hamstring in the second quarter and did not return to action. Following the bye week, he returned to the starting lineup against Chicago (9/28) but was forced out of the game in the second quarter when he did not have the strength in his left leg to effectively block. Allen was back in the starting lineup for good the next week at the N.Y. Giants (10/5). After the loss of Mark Tuinei at left tackle at Washington (10/13), Allen slid out to left tackle in third down passing situations against Philadelphia (10/26) and Washington (11/16). In the Redskins game, the line allowed just one sack in 46 pass plays. Allen became the full-time starter at left tackle against Carolina (12/8) and remained there the final three weeks of the season. Despite moving between guard and tackle during the season, Allen was selected to his third straight Pro Bowl at guard and earned first-team All-Pro honors.

**1996:** Allen earned his second consecutive trip to the Pro Bowl, along with consensus All-Pro and All-NFC honors, while the Dallas offensive line led the NFL by allowing just 19 sacks on the season, one shy of the club record set in 1995. In a win at Miami (10/27), Aikman was sacked just once while completing a season-high 33-of-41 (80.5%) pass attempts for 363 yards and three touchdowns. For the third straight year behind Allen, Smith ran for over 1,200 yards while topping 100 yards on the ground four times, including a season-high 155 yards and three touchdowns against Washington (11/28). In the first round of the playoffs, Allen's blocking helped lead the Dallas running game to 255 rushing yards against Minnesota (12/28), the second best postseason total in club history. Smith's 6.8 yards-per-carry average in that game was the third best mark in club history.

**1995:** Allen made his first NFL start at right guard in the season opener at the N.Y. Giants (9/4), helping the Dallas offense roll up 459 yards, including 230 rushing yards – the most by the Cowboys since a 271-yard rushing performance at Philadelphia on Oct. 31, 1993. It wasn't until the third game of the season that the Dallas front five allowed a sack, and six times in 1995, Allen and the rest of the line held an opponent sackless. For the season, Dallas finished second in the NFL in fewest sacks allowed with a club record 18. In addition, Aikman was healthy and able to start every game for just the second time in his career, helping Allen earn All-Pro honors. In the regular-season finale at Arizona (12/25), Allen's work with the line enabled Dallas to roll up 474 yards of total offense, the most yardage by a Dallas team since Sept. 15, 1985. The Cowboys finished the season ranked fifth in the NFL in total offense, while Smith gained a club record 1,773 yards rushing, captured his fourth NFL rushing title in five years and scored a NFL record 25 rushing touchdowns. Following the season, Allen, who was in just his first year as a starting guard, was one of a club-record four Dallas offensive linemen to be selected to the Pro Bowl, joining Ray Donaldson, Nate Newton and Mark Tuinei.

**1994:** Allen was forced into the lineup four games into his rookie campaign when Tuinei suffered back spasms at Washington (10/2). He received a game ball for his play, which held the Redskins sackless on the day. The next week against the Cardinals (10/9), Allen earned his first NFL start, at left tackle for Tuinei, and held Clyde Simmons to five tackles and no sacks while the offensive line did not allow a sack in 28 pass attempts. It was the first time a rookie offensive lineman had started for Dallas since Nov. 24, 1991 when Williams started at right tackle against Washington. Allen returned to spot duty the next two weeks, but early in the morning on Oct. 24, Williams was injured in an automobile accident and lost for the season. Allen moved into the starting lineup at Williams' right tackle spot for good at Cincinnati (10/30). The following week, he was part of an offensive line that helped Dallas amass 450 total yards against the N.Y. Giants (11/7). Both he and Tuinei received game balls for helping hold the Saints without a sack in the Monday night victory at New Orleans (12/19). With 10 regular season starts, Allen tied Burton Lawless (1975) and Kevin Gogan (1987) for the most starts on the offensive line as a rookie in club history. On his way to garnering consensus all-rookie honors, Allen helped Dallas establish a then team record by allowing just 20 sacks – for losses totaling just 93 yards (fewest yards in the NFL). Smith finished the year third in the NFL rushing race with 1,484 yards, and the Cowboys were fifth in the NFL in rushing yards-per-game. In the playoffs, Allen received a game ball against Green Bay (1/8/95) when the Dallas offense picked up 450 total yards and Aikman completed 23-of-30 passes for 337 yards. Allen sprained his left ankle in that game, but returned to action. In the NFC Championship Game at San Francisco (1/15/95), he struggled through three quarters on the injured ankle before leaving the game. Allen was the 10th offensive lineman selected in the NFL Draft and the first player ever drafted from Sonoma State. Taken in the second round (46th overall), it marked the first time since 1981 Dallas had taken an offensive lineman that high.

**COLLEGE:** Allen began his college career at Butte Junior College in Oroville, CA (1989-90). After a year off, he enrolled at Sonoma State, a Division II school 45 miles north of San Francisco. In two years with the Cossacks, Allen gave up just one sack. During his senior year, Sonoma State set a mark with 334 yards rushing against Cal-State Hayward. A two-time All-America selection, Allen participated in the East-West Shrine Game and the Senior Bowl. In 1992, the Cossacks were primarily a passing team and established 10 new school records – including most yards gained, most touchdown passes, best gain-per-completion and highest passing efficiency.

**PERSONAL:** A native of Los Angeles, Allen attended a different high school each of his four years of school, finishing at Vintage High School in Napa, CA. He lettered in football as a freshman at Centennial Senior High in Compton, CA. For the past two seasons, Allen has participated in the offensive line's support of The RISE School in Dallas with the "First Downs for Down Syndrome" project. Larry and wife Janelle have two daughters, Jayla (12/15/94) and Lorian (4/20/00), and a son, Larry, Jr. (7/21/96).



# John Avery


## Running Back

5'9" ★ 190 ★ 1/11/76

Mississippi

FA for '01

NFL: 3rd Year ★ Cowboys: 1st Year



**GAMES/STARTS** (regular season, playoffs): 1998 (16/0, 2/0 – Mia.), 1999 (1/0 – Mia. and 6/0 – Den.). Totals – 23/0, 2/0.

**PRO:** John Avery signed with Dallas on April 30 after a stint in the XFL, where he led the league in rushing with 800 yards in nine games. In addition to his skills as a running back and receiver out of the backfield, Avery is a dangerous kickoff return man, averaging 24.6 yards-per-return for his NFL career. In Dallas, he will be given an opportunity to compliment Emmitt Smith in the running game while providing Joe Avezzano's special teams units an explosive weapon in the return game. After bouncing between teams and leagues in his first three years as a professional, Avery, who originally entered the NFL in 1998 as the Dolphins' first-round draft choice (29th overall), has hopefully found a new home in Dallas.

**2001:** Avery spent the spring with the Chicago Enforcers of the XFL, where he led the league in rushing with 800 yards on 150 carries, finishing 245 yards ahead of the league's runner-up. His 5.3 yards-per-carry average was also a league-high. He also recorded 17 receptions for 297 yards (17.5 avg.) and two touchdowns. With five rushing touchdowns, Avery tied for third in the league in that category, and his seven total touchdowns (five rushing, two receiving) was the second best total on the year. Avery saw action in nine games, collecting three 100-yard rushing games. He opened the season with 157 yards and a touchdown on 25 carries against Orlando while adding three receptions for 93 yards, including a 68-yard touchdown grab. He also went over the 100-yard mark against San Francisco, 23 carries for 110-yards, and Birmingham, 20 carries for 180 yards and two touchdowns.

**2000:** Avery went to camp with Denver but was released Aug. 22.

**1999:** Avery played in six games for the Broncos after being acquired from Miami Sept. 21 in exchange for wide receiver Marcus Nash. He was inactive for seven games and was active but did not play in one other. As a Bronco, Avery rushed five times for 21 yards (4.3) with a long of 11, and caught four passes for 24 yards (6.0). For the season, he returned nine kickoffs for 192 yards (21.3) with a long of 33, combining his Denver and Miami numbers. He played for the Dolphins in the season-opener at Denver (9/13) and returned two kickoffs for 55 yards (27.5) with a long of 33. He was inactive for the Dolphins when they took on Arizona (9/19) the next week. Following the trade, Avery was inactive for his first two games as a Bronco. In his first Broncos appearance, Avery played only on special teams at Oakland (10/10). He then saw action on offense in each of the next two games against Green Bay (10/17) and at New England (10/24), recording a career-high three receptions against the Patriots. He was inactive against Minnesota (10/31), but played on offense again at San Diego (11/7) and Seattle (11/14). Avery was inactive for four of the final five games, seeing action on special teams at Detroit (12/25).

**1998:** Avery was drafted by Miami in the first round (29th overall) of the NFL Draft and played in all 16 games as a rookie. He finished second on the team with 503 rushing yards and two touchdowns on 143 carries (3.5) and had 10 catches for 67 yards (6.7) and one touchdown. Avery led the team in rushing on six occasions, and for the year ranked third among NFL rookie running backs, with his yardage total also figuring seventh in club history for a rookie. He also excelled on special teams, averaging 25.2 yards – fifth in the AFC, eighth in the NFL – on 43 kickoff returns (1,085 yards). The yardage figure ranked second on Miami's single-season list, while his number of returns tied for third. Overall, Avery set a Dolphins single-season record for combined yardage (rushing, receiving, returns) with 1,655, eclipsing the old mark of 1,603 yards set by Tony Nathan in 1979. His first NFL touchdown came on a 19-yard reception from Dan Marino against St. Louis (10/18), and his first rushing score came at Buffalo (11/1). Avery added his second career touchdown receiving against Indianapolis (11/8). In the postseason, Avery played in both games in a reserve role, rushing once for three yards and returning eight kickoffs for 186 yards (23.3-yard average). In the AFC Divisional Playoff loss at Denver (1/9), he returned five kickoffs for a 24.2-yard average with a long of 35.

**COLLEGE:** Avery played his final two years of college ball at Mississippi after transferring from Northwest (MS) Community College. Although he played only two years for the Rebels, Avery ranks fifth on the school's all-time chart with 1,650 yards rushing and 12 touchdowns on 347 carries. He also caught 35 passes for 212 yards and returned 30 kickoffs for a 26.3-yard average, including three touchdowns. Avery was a second-team All-Southeastern Conference choice as a running back and return specialist as a senior when he rushed for 862 yards and seven touchdowns on 166 attempts, caught 19 passes for 113 yards and returned 13 kickoffs for a 24.2-yard average and one touchdown. He compiled 150 yards rushing and two scores on 24 attempts, including a school-record 97-yard scoring run against Arkansas his senior year, and tied his own school record with a 100-yard kickoff return for a touchdown against Alabama. Avery was a first-team All-SEC selection as a return specialist his junior season when he fielded 17 kickoffs for a 27.8-yard average with two touchdowns, including a 97-yarder against Arkansas State. He also rushed for 788 yards and five touchdowns on 181 attempts, and caught 16 passes for 99





yards that year. Avery posted his career high against Arkansas with 155 yards rushing, and returned a kickoff 100 yards for a score against LSU. He was named a two-time all-state and all-region pick at Northwest (MS) Community College, tallying 2,236 yards and 25 touchdowns on 404 carries in his two seasons. Avery added six kickoff returns for a 32.8-yard average with one touchdown.

**PERSONAL:** Avery was named all-state, all-conference and Western North Carolina Player of the Year at Asheville, NC, High School. He earned three letters in football and four letters in track while also lettering on the school's basketball team. He amassed 4,380 yards rushing with 68 touchdowns during his prep career, including 1,871 yards and 32 touchdowns his senior season. John Edward Avery, Jr., who majored in social work, has a son, John E. Avery III (1/22/97).

AVERY'S NFL TOTALS											
Rushing					Kickoff Returns						
Year	No.	Yds.	Avg.	Long	TD	Year	No.	Yds.	Avg.	Long	TD
1997 (Ten.)	1	9	9.0	9	0	1993 (Hou.)	1	0	0.0	0	0
1998 (Mia.)	143	503	3.5	44	2	1998 (Mia.)	43	1,085	25.2	55	0
1999 (Den.)	5	21	4.3	11	0	1999 (Mia.)	2	55	27.5	33	0
Totals	148	524	3.5	44	2	(Den.)	7	137	19.6	25	0
<b>Playoffs</b>					<b>Playoffs</b>						
1998 (Mia.)	1	3	3.0	3	0	Totals	52	1,277	24.6	55	0
<b>Receiving</b>					<b>Playoffs</b>						
1998 (Mia.)	10	67	6.7	19t	1	1998 (Mia.)	8	186	23.3	35	0
1999 (Den.)	4	24	6.0	11	0						
Totals	14	91	6.5	19t	1						

Single-Game Highs									
Most rushes - 21 vs. Indianapolis, 11/8/98					Most kickoff returns - 6 at New England, 11/23/98				
Most rushing yards - 99 vs. Indianapolis, 11/8/98					and at Buffalo, 11/1/98				
Longest rush - 44 vs. St. Louis, 10/18/98					Postseason - 5 at Denver, 1/9/99				
Most receptions - 3 at New England, 10/24/99					Most kickoff return yards - 180 at Buffalo, 11/1/98				
Most receiving yards - 19 vs. Indianapolis, 11/8/98					Postseason - 121 at Denver, 1/9/99				
and vs. St. Louis, 10/18/98					Highest kickoff return average - 30.0 at Buffalo,				
Longest reception - 19t vs. St. Louis, 10/18/98					11/1/98 (6-180)				
Most total yards - 118 (99 rush/19 rec.)					Longest kickoff return - 55 at Buffalo, 11/1/98				
vs. Indianapolis, 11/8/98									



## Tony Banks

### Quarterback

6'4" ★ 230 ★ 4/5/73

Michigan State

FA for '01

NFL: 6th Year ★ Cowboys: 1st Year



**GAMES/STARTS** (regular season, playoffs): 1996 (14/13 - StL.), 1997 (16/16 - StL.), 1998 (14/14 - StL.), 1999 (12/10 - Balt.), 2000 (11/8, 2/0 - Balt.), Total - 67/61, 2/0.

**PRO:** The Cowboys tabbed Tony Banks as their new quarterback on March 28. Banks, who has 61 starts under his belt in five NFL seasons, is familiar with the Cowboys offensive system, having played under Dallas offensive coordinator Jack Reilly as a rookie in 1996 when Reilly was the St. Louis Rams' offensive coordinator. Banks is a strong-armed quarterback with the ability to throw the ball down field and stretch defenses. He has also proven to thrive under the stretch, posting a 10-4 career record as a starter in regular season games during December and January. His .714 winning percentage in those games is tied for the second highest winning percentage among active quarterbacks (minimum 10 starts) during the last month of the season. It's these attributes the Cowboys are looking for from Banks as he takes the reins of Dallas' offense. Banks was originally drafted by St. Louis in the second round (42nd overall) of the 1996 NFL Draft. After three seasons with the Rams, he was traded to Baltimore in 1999.

**2000:** Banks opened the season as Baltimore's starting quarterback and completed 18-of-32 passes for 199 yards, including a 53-yard scoring strike to Qadry Ismail, in the Ravens victory at Pittsburgh (9/3). Banks' scoring toss was his fourth 53-plus yard touchdown pass against the Steelers in two games. The following week against Jacksonville (9/10), he led Baltimore to the greatest comeback in team history as he brought them back from a 17-0 first quarter deficit to a 39-36 victory. He earned AFC Offensive Player of the Week and Miller Lite NFL Player of the Week honors after completing 23-of-40 passes for 262 yards, two interceptions and a career-high five touchdown passes - including the game winner with 0:41 remaining - against the Jaguars. His five scoring tosses set a franchise record for the most touchdown passes in a game. He threw for 189 yards and an interception on 19-of-31 passing at Miami (9/17). In a 37-0 win against Cincinnati (9/24), he completed 20-of-36 passes for 196 yards and two touchdowns. At Cleveland (10/1), Banks completed 18-of-34 passes for 169 yards and an interception and directed second half drives of 19 and 17 plays to preserve the Ravens' 12-0 shutout victory. He finished 17-of-39 for 154 yards in a 15-10 victory at Jacksonville (10/8) and 16-of-27 for 135 yards and an interception at Washington (10/15). He passed for 229 yards and three interceptions on 17-of-32 passing against Tennessee (10/22)



before being replaced by Trent Dilfer in the fourth quarter. After losing his starting job, Banks saw second half action against Cleveland (11/26) and completed two-of-three passes for 45 yards. In the season finale against the N.Y. Jets (12/24), he started the second half for Dilfer (injured wrist) but suffered a separated shoulder on a two-yard rush and did not return to the game. Banks finished the regular season 150-of-274 for 1,578 yards, eight touchdowns and eight interceptions. In Baltimore's Wild Card Playoff Game against Denver (12/31), he led a third quarter series in place of Dilfer (concussion) and threw one incomplete pass. The following week at Tennessee (1/7/01), Banks saw brief third quarter action for Dilfer (rib injury) and threw an incomplete pass before Dilfer returned. Banks did not see any playing time in the AFC Championship Game at Oakland (1/14/01) or in Super Bowl XXXV against the N.Y. Giants (1/28/01).

**1999:** Banks was traded from St. Louis to Baltimore on April 17 for Baltimore's fifth-round choice in the 1999 NFL Draft and seventh-round choice in the 2000 draft. Despite beginning the season as the Ravens' third quarterback, he finished the year with a career-high 17 touchdown passes and a career-low eight interceptions. He finished the season 169-of-320 for 2,136 yards and his 81.2 quarterback rating ranked sixth in the AFC. His 5.3 touchdown percentage led the AFC and was the fourth highest in the NFL. After being deactivated as the third quarterback the first two weeks of the season and not seeing any playing time the next three weeks as the second quarterback, Banks saw his first action against Kansas City (10/21), completing eight-of-14 passes for 69 yards in fourth quarter action. He took over the Ravens starting job the next week against Buffalo (10/31) and completed 13-of-34 passes for 129 yards, a touchdown and an interception. At Cleveland (11/7), he threw for 129 yards and a touchdown on 14-of-25 passing, and two weeks later at Cincinnati (11/21), he passed for 274 yards, two touchdowns and an interception on a season-high 24-of-40 passing. He completed 17-of-34 passes for 214 yards, two touchdowns and an interception against Jacksonville (11/28) before directing the Ravens to 447 total yards of offense against Tennessee (12/5), including a season-high 322 passing yards (18-of-31) and a then career-high four touchdowns. His performance earned him Miller Lite NFL Player of the Week honors, while Baltimore's offensive performance against the Titans was the fifth best yardage total in franchise history. Despite completing only eight-of-26 passes at Pittsburgh (12/12), Banks accounted for 268 passing yards and touchdown passes of 54-, 59- and 76-yards to Ismail, all within a nine minute span in the third quarter. Against New Orleans (12/19), Banks tied his season-high by completing 24-of-36 passes for 298 yards and three touchdowns, marking his third consecutive game with at least three touchdown tosses and his fifth straight game with at least two scoring passes. He passed for 187 yards, a touchdown and an interception on 20-of-37 passing against Cincinnati (12/26), helping him close the month of December with a 4-0 record. In those four games, he posted a 96.8 quarterback rating on 65-of-126 passing for 1,085 yards, 11 touchdowns and four interceptions. Banks closed the season 18-of-26 for 163 yards and an interception in the season finale at New England (1/2/00).

**1998:** Banks finished his third NFL season by completing 241-of-408 passes for 2,535 yards, seven touchdowns and 14 interceptions. In a season opening loss to New Orleans (9/6), he threw for a season-high 298 yards with a touchdown and an interception on a career-high 29-of-44 passing. He attempted a season-high 45 passes, completing 25 for 283 yards, including a career-long 80-yard touchdown toss to Isaac Bruce, the following week against Minnesota (9/13). At Buffalo (9/20), he scored the game-winning touchdown on a two-yard run with 0:11 remaining. Beginning against the Bills, Banks established a career-high with 92 consecutive pass attempts without an interception, spanning games against Arizona (9/27), the N.Y. Jets (10/11) and at Miami (10/18). He completed a career-high 15 consecutive passes against the N.Y. Jets (10/11) and finished the game 18-of-24 (75.0%) for 171 yards and a touchdown. At Chicago (11/8), he completed a career-high 77.4% of his passes (24-of-31) while throwing for 202 yards and a touchdown. He passed for 255 yards on 22-of-37 passing at Philadelphia (12/3) before suffering a sprained PCL in his left knee the following week against New England (12/13). He was placed on Reserve/Injured and missed the final two games of the season at Carolina (12/20) and at San Francisco (12/27).

**1997:** In starting 16 games in only his second professional season, Banks recorded career-highs in attempts (487), completions (252) and passing yards (3,254) while throwing for 14 touchdowns and 13 interceptions. He also finished third on the Rams rushing chart with 186 yards. His 3,254 passing yards ranked fourth in the NFC – behind Brett Favre (3,867), Scott Mitchell (3,484) and Troy Aikman (3,283) – and allowed him to become the Rams' first quarterback to throw for over 3,000 yards since Jim Everett threw for 3,323 yards in 1992. He threw a career-high 49 passes at Oakland (9/28), completing 24 for 255 yards, two touchdowns and three interceptions. At Atlanta (11/2), Banks completed 23-of-34 passes for a career-high 401 yards and two touchdowns, marking the sixth best passing yardage total in club history and the most by a Ram since Jim Everett threw for 454 yards against New Orleans in 1989. Banks' 401 passing yards was the highest yardage total by a NFC quarterback in 1997. He passed for 298 yards and a touchdown on 19-of-38 passing at Washington (11/30) and 267 yards, three touchdowns and an interception on 22-of-41 passing at New Orleans (12/7).

**1996:** Banks finished his rookie campaign with 2,535 yards – the fourth most passing yards by a rookie in NFL history at the time. He completed 241-of-408 passes with 15 touchdowns and 15 interceptions to earn consensus All-Rookie honors. In his second career start, Banks threw three touchdown passes at Arizona (9/29) on 10-of-17 passing. At Baltimore (10/27), he threw for a season-high 353 yards with a touchdown and two interceptions on 26-of-40 passing. He again passed for three scores at Atlanta (12/15) on 11-of-16 passing for 304 yards, the second 300-yard passing day of his rookie season. Banks was originally the Rams first of two second round draft choices (42nd Overall) in the 1996 NFL Draft.

**COLLEGE:** Banks left Michigan State at the top of several Spartan passing charts, finishing his collegiate career ranked third with a 60.7 pass completion percentage, fourth with 4,129 career passing yards and fifth with 301 career completions. He passed for more than 200 yards 11 times during his Spartan career and completed at least 60% of his passes in 13-of-19 games. He transferred to Michigan State after a standout career at Mesa Community College (1992-93) in San Diego.





**PERSONAL:** Anthony Lamar Banks lettered in football, basketball and baseball at Hoover High School in San Diego, CA. Following graduation, he played right field for the Minnesota Twins Class A Fort Myers, FL team before enrolling at Mesa Community College. During his time in Baltimore, Banks was involved with the Toys For Tots kickoff celebration and made a special guest appearance at the Cystic Fibrosis Annual fundraising auction, where he was the highest bidder on an authentic Johnny Unitas jersey. Banks also modeled in a fashion show fundraiser for The Living Classrooms Foundation, which is a learn-by-doing educational program that targets at-risk youth. Tony, a telecommunication major, is married to the former Yolanda Porter.

**BANKS' NFL TOTALS**

Year	Starting Record	Att.	Comp.	Passing				Sacks/Yards	Rating	
				Yards	Pct.	TD	Int.			Long
1996 (StL)	5-8	368	192	2,544	52.2	15	15	771	48/306	71.0
1997 (StL)	5-11	487	252	3,254	51.7	14	13	76	43/317	71.5
1998 (StL)	4-10	408	241	2,535	59.1	7	14	80t	41/237	68.6
1999 (Balt)	6-4	320	169	2,136	52.8	17	8	76t	33/186	81.2
2000 (Balt)	5-3	274	150	1,578	54.7	8	8	53t	19/144	69.3
<b>Totals</b>	<b>25-36</b>	<b>1,857</b>	<b>1,004</b>	<b>12,047</b>	<b>54.1</b>	<b>61</b>	<b>58</b>	<b>80t</b>	<b>184/1,190</b>	<b>72.1</b>

Postseason										
2000 (Balt)	0-0	2	0	0	0.0	0	0	0	0/0	39.6

Year	No.	Rushing			
		Yds.	Avg.	Long	TD
1996 (StL)	61	212	3.5	22	0
1997 (StL)	47	186	4.0	23	1
1998 (StL)	40	156	3.9	19	3
1999 (Balt)	24	93	3.9	12	0
2000 (Balt)	19	57	3.0	10	0
<b>Totals</b>	<b>191</b>	<b>704</b>	<b>3.7</b>	<b>23</b>	<b>4</b>

Postseason					
2000 (Balt)	1	-1	-1.0	-1	0

**Single Game Bests**

- Attempts - 49 @ Oakland, 9/28/97
- Touchdowns - 5 vs. Jacksonville, 9/10/00
- Completions - 29 vs. New Orleans, 9/6/98
- Interceptions - 4 vs. Minnesota, 9/13/98
- Passing Yards - 401 @ Atlanta, 11/2/97
- Rushing Attempts - 10 @ Atlanta, 12/15/96
- Completion Percentage - 77.4 @ Chicago, 11/8/98
- Rushing Yards - 46 vs. Jacksonville, 10/20/96
- Long - 80 vs. Minnesota, 9/13/98
- Long Rush - 23 @ Washington, 11/30/97

**BANKS' REGULAR SEASON TOP 10**

**Pass Attempts**

- 49 - @ Oakland, 9/28/97
- 45 - vs. Minnesota, 9/13/98
- 44 - vs. New Orleans, 9/6/98
- 41 - @ New Orleans, 12/7/97
- 40 - @ Baltimore, 10/27/96
- 40 - @ Cincinnati, 11/21/99
- 40 - vs. Jacksonville, 9/10/00
- 39 - @ Jacksonville, 10/8/00
- 38 - @ Chicago, 12/8/96
- 38 - vs. Atlanta, 11/16/97
- 38 - @ Washington, 11/30/97

**Passing Yards**

- 401 - @ Atlanta, 11/2/97
- 353 - @ Baltimore, 10/27/96
- 332 - vs. Tennessee, 12/5/99
- 304 - @ Atlanta, 12/15/96
- 298 - @ Washington, 11/30/97
- 298 - vs. New Orleans, 9/6/98
- 298 - vs. New Orleans, 12/19/99
- 283 - vs. Minnesota, 9/13/98
- 274 - @ Cincinnati, 11/21/99
- 268 - vs. Kansas City, 10/26/97
- 268 - @ Pittsburgh, 12/12/98

**Interceptions**

- 4 - vs. Minnesota, 9/13/98
- 3 - @ Oakland, 9/28/97
- 3 - vs. Chicago, 12/14/97
- 3 - vs. San Francisco, 10/25/98
- 3 - vs. New Orleans, 12/19/99
- 3 - vs. Tennessee, 10/22/00
- 2 - six times, last vs. Jacksonville, 9/10/00

**Completions**

- 29 - vs. New Orleans, 9/6/98
- 26 - @ Baltimore, 10/27/96
- 25 - vs. Minnesota, 9/13/98
- 24 - @ Oakland, 9/28/97
- 24 - @ Chicago, 11/8/98
- 24 - @ New Orleans, 11/15/98
- 24 - @ Cincinnati, 11/21/99
- 24 - vs. New Orleans, 12/19/99
- 23 - @ Atlanta, 11/2/97
- 23 - @ Atlanta, 11/1/98
- 23 - vs. Jacksonville, 9/10/00

**Completion Percentage**

- 77.4 - @ Chicago, 11/8/98
- 75.0 - vs. N.Y. Jets, 10/11/98
- 69.2 - @ New England, 1/2/00
- 68.8 - @ Atlanta, 12/15/96
- 66.7 - @ Atlanta, 11/2/97
- 66.7 - vs. New Orleans, 12/19/99
- 65.9 - vs. New Orleans, 9/6/98
- 65.0 - @ Baltimore, 10/27/96
- 64.9 - @ New Orleans, 11/15/98
- 64.0 - @ Carolina, 12/20/97

**Touchdowns**

- 5 - vs. Jacksonville, 9/10/00
- 4 - vs. Tennessee, 12/5/99
- 3 - @ Arizona, 9/29/96
- 3 - @ Atlanta, 12/15/96
- 3 - @ New Orleans, 12/7/97
- 3 - @ Pittsburgh, 12/12/99
- 3 - vs. New Orleans, 12/19/99

**BANKS GAME-BY-GAME**

1996


Year	Att.	Comp.	Yards	Pct.	TD	Int.	Long	Sacks/Yards	Rating
W-Cincinnati 9/1				DNP					
L-San Francisco 9/8	17	6	69	35.3	0	0	22	4/19	48.4
L-Washington 9/22				DNP					
L-Arizona 9/29	17	10	186	58.8	3	1	49t	2/24	111.5
L-San Francisco 10/6	33	18	174	54.5	1	2	25	5/37	54.5
L-Carolina 10/13	29	15	163	51.7	1	1	28	4/40	65.8
W-Jacksonville 10/20	17	9	129	52.9	1	1	42	2/8	72.9
L-Baltimore 10/27	40	26	353	65.0	1	2	55	5/29	80.6
L-Pittsburgh 11/3	35	16	184	45.7	0	2	30	6/47	38.3
W-Atlanta 11/10	24	15	188	62.5	2	0	23	1/3	114.5
L-Carolina 11/17	33	14	160	42.4	1	1	37	6/39	55.1
L-Green Bay 11/24	37	17	170	45.9	1	1	22	3/5	57.2
W-New Orleans 12/1	23	11	231	47.8	1	1	70	1/11	80.2



## BANKS GAME-BY-GAME, 1996 cont.

Year	Att.	Comp.	Yards	Pct.	TD	Int.	Long	Sacks/ Yards	Rating
L-@ Chicago 12/8	38	20	194	52.6	0	1	36	2/12	37.6
W-@ Atlanta 12/15	16	11	304	68.8	3	1	77	2/13	124.9
W-New Orleans 12/21	9	4	39	44.4	0	1	15	4/19	17.6
<b>Season Totals</b>	<b>368</b>	<b>192</b>	<b>2,544</b>	<b>52.2</b>	<b>15</b>	<b>15</b>	<b>771</b>	<b>48/306</b>	<b>71.0</b>
<b>1997</b>									
W-New Orleans 8/31	21	13	226	61.9	2	1	46	2/12	110.4
L-San Francisco 9/7	25	9	123	36.0	0	0	46	3/19	54.7
L-@ Denver 9/14	33	18	217	54.5	0	0	29	5/33	49.9
W-N.Y. Giants 9/21	35	15	176	42.8	0	0	31	5/43	58.7
L-@ Oakland 9/28	49	24	255	48.9	2	3	35	0/0	52.7
L-@ San Francisco 10/12	23	9	119	39.1	0	0	69	4/36	56.3
L-Seattle 10/19	31	17	164	54.8	0	1	32	2/9	56.4
L-Kansas City 10/26	30	18	268	60.0	1	0	51	1/7	100.4
L-@ Atlanta 11/2	34	23	401	65.7	2	1	59	1/2	114.9
L-@ Green Bay 11/9	23	9	103	39.1	0	0	18	3/23	53.4
L-Atlanta 11/16	38	21	266	55.2	2	0	76	3/24	94.8
L-Carolina 11/23	13	6	61	46.2	0	1	17	2/12	28.0
W-@ Washington 11/30	38	19	298	50.0	1	0	45	1/14	85.2
W-@ New Orleans 12/7	41	22	267	53.6	3	1	38	5/38	88.2
L-Chicago 12/14	28	13	147	46.4	0	3	25	5/31	23.1
W-@ Carolina 12/20	25	16	163	64.0	1	0	26	1/14	95.9
<b>Season Totals</b>	<b>487</b>	<b>252</b>	<b>3,254</b>	<b>51.7</b>	<b>14</b>	<b>13</b>	<b>76</b>	<b>43/317</b>	<b>71.5</b>
<b>1998</b>									
L-New Orleans 9/6	44	29	298	65.9	1	1	24	6/31	83.3
L-Minnesota 9/13	45	25	283	55.5	1	4	80	1/8	45.0
W-@ Buffalo 9/20	27	13	235	60.0	1	2	45	2/10	48.1
L-Arizona 9/27	26	15	171	57.7	0	0	42	4/27	77.6
W-N.Y. Jets 10/11	24	18	171	75.0	1	0	30	1/0	108.2
L-@ Miami 10/18	29	14	143	48.3	0	1	19	4/15	48.5
L-San Francisco 10/25	35	15	121	42.8	0	3	21	8/32	16.5
L-@ Atlanta 11/1	37	23	221	62.2	1	0	22	2/14	87.8
W-@ Chicago 11/8	31	24	202	77.4	1	0	35	0/0	104.5
L-@ New Orleans 11/15	37	24	246	64.9	0	2	21	7/67	61.3
L-Carolina 11/22	3	2	24	66.7	0	0	16	1/5	135.4
L-Atlanta 11/29	21	10	95	47.6	0	0	21	3/20	60.6
L-@ Philadelphia 12/3	37	22	255	59.5	1	1	41	1/7	69.1
W-New England 12/13	12	7	70	58.3	1	0	14	1/1	102.8
L-@ Carolina 12/20									
L-@ San Francisco 12/27									
<b>Season Totals</b>	<b>408</b>	<b>241</b>	<b>2,535</b>	<b>59.1</b>	<b>7</b>	<b>14</b>	<b>80</b>	<b>41/237</b>	<b>68.6</b>
<b>1999</b>									
L-@ St. Louis 9/12									
L-Pittsburgh 9/19									
W-Cleveland 9/26									
W-@ Atlanta 10/3									
L-@ Tennessee 10/10									
L-Kansas City 10/21	14	8	69	57.1	0	0	20	0/0	70.2
L-Buffalo 10/31	34	13	129	38.2	1	1	18	3/11	47.3
W-@ Cleveland 11/7	25	14	129	56.0	1	0	28	2/17	83.6
L-@ Jacksonville 11/14	21	10	73	47.6	0	0	12	4/22	56.3
W-@ Cincinnati 11/21	40	24	274	60.0	2	1	73	7/48	86.9
L-Jacksonville 11/28	34	17	214	50.0	2	1	46	3/15	77.3
W-Tennessee 12/5	31	18	332	58.1	4	0	76	1/1	134.7
W-@ Pittsburgh 12/12	26	8	268	30.8	3	0	76	4/26	109.1
W-New Orleans 12/19	36	24	298	66.7	3	3	47	4/16	85.2
W-Cincinnati 12/26	33	15	187	45.5	1	1	64	1/6	61.0
L-@ New England 1/2/00	26	18	163	69.2	0	1	25	4/28	69.9
<b>Season Totals</b>	<b>320</b>	<b>169</b>	<b>2,136</b>	<b>52.8</b>	<b>17</b>	<b>8</b>	<b>76</b>	<b>33/190</b>	<b>81.2</b>
<b>2000</b>									
W-@ Pittsburgh 9/3	32	18	199	56.3	1	0	53	1/3	85.3
W-Jacksonville 9/10	40	23	262	57.5	5	2	40	4/11	96.1
L-@ Miami 9/17	31	19	189	61.3	0	1	26	6/45	65.1
W-Cincinnati 9/24	36	20	196	55.6	2	0	26	0/0	89.6
W-@ Cleveland 10/1	34	18	169	52.9	0	1	37	1/9	54.7
W-@ Jacksonville 10/8	35	17	154	43.6	0	0	26	2/16	54.9
L-@ Washington 10/15	27	16	135	59.3	0	1	28	3/27	56.9
L-Tennessee 10/22	32	17	229	53.1	0	3	27	3/24	37.1
L-Pittsburgh 10/29									
W-@ Cincinnati 11/5									
W-@ Tennessee 11/12									
W-Dallas 11/19	0	0	0	0.0	0	0	0	0/0	0.0
W-Cleveland 11/26	3	2	45	66.7	0	0	28	0/0	109.7
W-San Diego 12/10									
W-@ Arizona 12/17									
W-vs. N.Y. Jets 12/24	0	0	0	0.0	0	0	0	0/0	0.0
<b>Season Totals</b>	<b>274</b>	<b>150</b>	<b>1,578</b>	<b>54.7</b>	<b>8</b>	<b>8</b>	<b>53</b>	<b>20/152</b>	<b>69.3</b>
<b>Playoffs</b>									
W-Denver 12/31	1	0	0	0.0	0	0	0	0/0	39.6
W-@ Tennessee (1/7/01)	1	0	0	0.0	0	0	0	0/0	39.6
W-@ Oakland (1/14/01)									
W-N.Y. Giants (1/28/01)									
<b>Postseason Totals</b>	<b>2</b>	<b>0</b>	<b>0</b>	<b>0.0</b>	<b>0</b>	<b>0</b>	<b>0</b>	<b>0/0</b>	<b>39.6</b>



## Joe Bowden

### Linebacker

5'11" ★ 235 ★ 2/25/70

Oklahoma

UFA (Ten.) for '00

NFL: 10th Year ★ Cowboys: 2nd Year

**GAMES/STARTS** (regular season, playoffs): 1992 (14/0, 1/0 – Hou.), 1993 (16/6, 1/0 – Hou.), 1994 (14/1 – Hou.), 1995 (16/14 – Hou.), 1996 (16/16 – Hou.), 1997 (16/16 – Ten.), 1998 (16/16 – Ten.), 1999 (15/15, 4/4 –

Ten.), 2000 (16/0). Totals – 139/84, 6/4 (Dallas 16/0).

**PRO:** The Dallas Cowboys will be counting on Joe Bowden to once again bring veteran leadership and quality competition to the linebacker position. A hard-nosed player with natural instincts and good mobility, Bowden has the skill and experience to play both inside and outside linebacker. After joining the club as an unrestricted free agent on May 3, 2000, he provided depth and versatility to the Cowboys linebacker corps in his first year in Dallas, replacing injured teammates on the outside and filling the role of middle linebacker in some nickel situations. Originally drafted in the fifth round (133rd overall) of the 1992 NFL Draft, Bowden has started 84 games, including 65 straight from 1995-99, during his eight-year career. Also a durable player, Bowden has missed just five of a possible 144 games in his career due to injury. A five-year starter for Tennessee (MLB – 1998; OLB – 1995-97 and 1999), he played a major role in the evolution of the Titans from a .500 ball-club in the mid-1990s to the AFC Champions in 1999.

**2000:** Bowden spent most of his inaugural season in Dallas at middle linebacker in the club's nickel packages, recording 46 tackles on the year – tops among players without a starting appearance. His first appearance in a Cowboys' uniform came when he filled in for Darren Hambrick at strongside linebacker in the second half of the season opener against Philadelphia (9/3), recording three tackles. He also tied for second on the team with two special teams stops, his first special teams tackles since 1997. He again spelled Hambrick (sprained left knee) on the strong side at Arizona (9/10) and recorded one tackle. Over the next three weeks, Bowden saw most of his work at middle linebacker in the club's nickel package, recording three tackles at Washington (9/18), four stops against San Francisco (9/24) and four more at Carolina (10/1). He was slowed by a strained groin early in the fourth quarter at the N.Y. Giants (10/15), but rebounded the next week against Arizona (10/22) to record a season-high five tackles, including one for a three yard loss. Again working primarily in nickel packages, he helped limit the Cardinals to two-of-10 third down conversions. Against Cincinnati (11/12), Bowden recorded two tackles, including the 500th stop of his career, while helping limit the Bengals to 195 yards of total offense. Bowden picked up steam over the final five games of the season, recording 17 tackles and twice matching his season-high with five stops in a game. The streak started against Minnesota (11/23) on Thanksgiving Day when he tied for third on the team with five tackles. He followed that with four tackles and a tackle for a loss at Tampa Bay (12/3). He then logged three tackles against the N.Y. Giants (12/17) while helping to limit them to 225 total yards. In a homecoming of sorts in the season finale at Tennessee (12/25), Bowden tied his season-high for the third time with five tackles.

**1999:** After one season at middle linebacker, Bowden returned to the outside and started 15 games for the Titans, recording 81 tackles, in addition to career-high totals in sacks (3.5) and fumble recoveries (three). He also forced three fumbles, recorded one interception, defended three passes and recorded five tackles for losses. Bowden sacked Tim Couch in the Titans' win over Cleveland (9/19) and led all linebackers with 10 tackles at Jacksonville (9/26). Inactive at San Francisco (10/3) with a strained left quad, Bowden saw his streak of 65 consecutive games started snapped, but he bounced back to recover a Billy Joe Tolliver fumble in the win at New Orleans (10/17) before being forced to leave the game because of a strained hamstring. He returned for the next game and forced a Kurt Warner fumble and recovered a Marshall Faulk fumble in the Tennessee victory over St. Louis (10/31). He paced all linebackers with nine tackles at Cincinnati (11/14) and forced a career-best two fumbles and recovered another against Atlanta (12/19). In the regular season finale at Pittsburgh (1/2/00), Bowden intercepted a Mike Tomczak pass in the Titans' win. In the team's run to Super Bowl XXXIV, he recorded 15 tackles, placing him fifth on the team.

**1998:** With the acquisition of Eddie Robinson before the start of the 1998 season, Bowden shifted from the outside to middle linebacker and went on to start all 16 games. From his MLB position, Bowden led the team with a career-high 145 tackles, surpassing his previous career-best mark (84) by 61 stops. Seven times during the season he registered double-digit tackle efforts. He also added 1.5 sacks, three passes defended, two fumble recoveries and one interception. Twice during the year, Bowden found the end zone for the first two touchdowns of his career. The first came on a 12-yard fumble return against Cincinnati (10/18) and the other on a momentum-seizing, one-yard interception return at Tampa Bay (11/8). Bowden opened the season in style, racking up a career-high 19 tackles in a win at Cincinnati (9/6). He had 10 tackles the next week against San Diego (9/13) and led the team with 11 stops to go along with his touchdown against Cincinnati (10/18). He posted 12 tackles against Chicago (10/25) and collected 10 stops against the N.Y. Jets (11/22). Bowden recovered a fumble at Seattle (11/29), and he closed out the season with 10 tackles at Jacksonville (12/13) and at Green Bay (12/20).

**1997:** A starter in all 16 games at LLB, Bowden ranked second on the team with 84 tackles. He record-



ed six stops, a sack and forced a fumble in the season opener against Oakland (8/31). Three times during the season he registered eight tackles in a game – at Miami (9/7), at Arizona (10/26) and against Jacksonville (11/2). In addition, he added sacks at Seattle (10/5) and Jacksonville (11/16). Bowden recorded his first career interception in the season finale against Pittsburgh (12/21) before leaving the game in the second quarter after suffering a broken left fibula.

**1996:** In his second season as a starter, Bowden moved to LLB and finished fifth on the team with 73 tackles, three sacks and six passes defended. His three sacks topped his four-year career total coming into the season. He recorded his first sack of the year in the season opener against Kansas City (9/1). He posted five tackles against both Atlanta (10/13) and San Francisco (10/27) before adding to his sack total with quarterback drops against Seattle (11/3) and Miami (11/17). Bowden registered a season-high nine tackles and forced a fumble against Jacksonville (12/8).

**1995:** Bowden recorded 51 tackles while starting the final 14 games of the season at RLB after Michael Barrow moved to MLB in place of an injured Al Smith. He led the team with a career-best four forced fumbles. He tied for the team lead with a season-high six tackles against Cleveland (9/17). Later in the season at Cleveland (11/5), he recorded five tackles and forced a fumble that was recovered by Blaine Bishop to set up an Oilers' touchdown. He wrapped up the season by recording his second career sack at Buffalo (12/24).

**1994:** After missing the first two games of the season with a preseason quadricep injury suffered against Buffalo (8/20), Bowden went on to see action in the final 14 games, totaling 13 tackles. With Eddie Robinson out of the lineup with an ankle injury, Michael Barrow moved to LLB and Bowden earned his only start of the year at RLB against Cincinnati (9/25). In that game, Bowden recorded a season-high five tackles and a pass defended. He forced his first career fumble against Pittsburgh (11/6).

**1993:** Bowden saw action in all 16 games, replacing an injured Wilber Marshall for six games at RLB, and finished the season with 28 tackles. He also added seven special team tackles, a sack, a fumble recovery and a pass defended. In his first career start – the season-opener at New Orleans (9/5) – Bowden recorded four stops. He recorded the first sack of his career when he brought down Jay Schroeder in a 28-12 victory over Cincinnati (10/24). He went on to total four tackles in wins over Kansas City (9/12), New England (10/17) and Seattle (11/7). In the postseason loss to Kansas City (1/16/94), he contributed a special teams tackle.

**1992:** Bowden played in 14 games as a rookie, exclusively on special teams, and ranked seventh on team in special teams tackles with nine. He was a contributor to the Oilers' kickoff coverage unit that ranked first in the NFL by allowing just 15.7 yards-per-return. He was deactivated for two games after suffering an ankle sprain in a 26-10 win over Cincinnati (10/25).

**COLLEGE:** Bowden finished his three year career at Oklahoma with 286 tackles (168 solo), two sacks, three interceptions, six passes defended, three fumble recoveries and two forced fumbles. An Associated Press and *Football News* All-America selection and the Big Eight Defensive Player of the Year as a senior, Bowden led the team with a career-best 127 tackles and also had two interceptions (both returned for touchdowns) and two sacks. He was a first-team All-Big Eight and honorable mention All-America selection as junior after finishing with a team-best 116 tackles.

**PERSONAL:** Bowden was a first-team all-state and *Parade* All-America selection as senior at North Mesquite, TX, High School, a Dallas suburb, lettering in football. A communications major at Oklahoma, Joseph Tarrod Bowden donates time to the Sickle Cell Anemia Foundation. Joe and wife Maiika have a son, Jaylon, and a daughter, Sydney.

## BOWDEN'S NFL TOTALS

Year	Tackles			Sacks	Tkl/Loss	Passes Press.	Passes Def.	For. Fum.	Special Teams		
	Solo	Asst.	Tot.						Solo	Asst.	Tot.
1992 (Hous.)	0	0	0	0.0 (0)	-	-	0	0	4	5	9
1993 (Hous.)	19	9	28	1.0 (-4)	-	-	1	0	6	1	7
1994 (Hous.)	7	6	13	0.0 (0)	-	-	0	1	4	0	4
1995 (Hous.)	38	13	51	1.0 (-3)	-	-	2	4	3	2	5
1996 (Hous.)	46	27	73	3.0 (-35)	-	-	6	2	0	0	0
1997 (Tenn.)	53	31	84	2.5 (-18)	-	-	4	1	1	0	1
1998 (Tenn.)	88	57	145	1.5 (-3)	3(-7)	6	3	0	0	0	0
1999 (Tenn.)	54	27	81	3.5 (-20)	5(-12)	8	3	3	0	0	0
2000	28	18	46	0.0 (0)	2(-5)	0	0	0	3	4	7
Total	333	188	521	12.5 (-83)	10(-24)	14	19	11	21	12	33

## Playoffs

1992 (Hou.)	0	0	0	0.0 (0)	0(0)	0	0	0	0	0	0
1993 (Hou.)	0	0	0	0.0 (0)	0(0)	0	0	0	1	0	1
1999 (Ten.)	11	4	15	0.0 (0)	0(0)	3	0	0	0	0	0
Total	11	4	15	0.0 (0)	0(0)	3	0	0	1	0	1

Year	Pass Interceptions				
	No.	Yds.	Avg.	Long	TD
1992 (Ten.)	1	9	9.0	9	0
1998 (Ten.)	1	1	1.0	11	1
1999 (Ten.)	1	29	29.0	29	0
Total	3	39	13.0	29	1

Year	Opponents' Fumbles Recovered				
	No.	Yds.	Avg.	Long	TD
1993 (Hou.)	1	0	0.0	0	0
1995 (Hou.)	1	0	0.0	0	0
1997 (Ten.)	1	0	0.0	0	0
1998 (Ten.)	2	17	8.5	121	1
1999 (Ten.)	3	11	3.7	10	0
Total	8	28	3.5	121	1


## Single Game Beats

Tackles – 19 @ Cincinnati, 9/6/98  
Forced Fumbles – 2 vs. Atlanta, 12/19/99

## Additional Statistics

Kickoff returns: 1995 (1 ret., 6 yards)





# Chris Brazzell

## Wide Receiver

6'2" \* 193 \* 5/22/76

Angelo State

Waivers (N.Y. Jets) for '99

NFL: 3rd Year \* Cowboys: 3rd Year

# 85

**GAMES/STARTS** (regular season, playoffs): 1999 (5/0, 1/1), 2000 (9/0). Total - 14/0, 1/1.

**PRO:** With his size, speed and leaping ability, Chris Brazzell is a good compliment to the Cowboys speed receivers. While his size gives him the ability to venture over the middle of the field, his speed makes defenders respect him as a deep ball threat. During his two seasons with the Cowboys, Brazzell has averaged 18.0 yards on seven receptions and has proven to be a key special teams contributor, posting 10 special team stops in 2000. Dallas coaches are counting on him to provide even greater contributions in 2001.

**2000:** Despite catching only two passes on the year, Brazzell saw plenty of playing time as he tied for seventh on the team with 10 special teams tackles. He led the team with two special team stops in his first game action at Arizona (9/10). At Washington (9/18), he tied for the team lead with two special teams tackles to help limit Deion Sanders to zero yards on three punt returns. Brazzell again tied for the team lead with two special teams stops against San Francisco (9/24). In four receiver sets against the 49ers, he drew a critical pass interference call in the end zone to set up a one-yard Emmitt Smith touchdown. Brazzell saw considerable action at Carolina (10/1) after Raghieb Ismail left the game with a bruised calf but did not record a reception. After being inactive for four games, Brazzell returned to the field against Cincinnati (11/12) and contributed two special teams tackles. He posted his first catch of the season against Minnesota (11/23) with a two-yard grab before catching a 10-yard pass from Anthony Wright at Tampa Bay (12/3), marking Wright's first career completion. Brazzell also had a key special teams tackle at Tampa to pin the Bucs at their own seven-yard line following a kickoff. He suffered a strained right shoulder after tallying a special teams stop against Washington (12/10) and missed the second half of the game. His shoulder injury forced him to miss the final two games of the season.

**1999:** Brazzell went to camp with the N.Y. Jets but was waived Sept. 5. He was claimed by Dallas on Sept. 6 and saw special teams action in the Cowboys season opener at Washington (9/12). He was deactivated the next three games before being released and signed to Dallas' practice squad, where he remained for the next eight games. With a rash of late season injuries to the receiving corps, the Cowboys activated Brazzell from the practice squad on Dec. 10. In his first game back on the active roster, he recorded his first NFL reception with a 12-yard grab on third-and-nine in the third quarter to keep a drive alive against Philadelphia (12/12). The following week against his former N.Y. Jets (12/19) teammates, Brazzell recorded two receptions for a team-high 62 yards, including a career-best 53-yard catch. Because of his play in the first half of that game, he saw considerable action in place of Jason Tucker in standard sets in the second half. Brazzell finished out the regular season with a reception at New Orleans (12/24) (21 yards) and against the N.Y. Giants (1/2/00) (19 yards). In the NFC Wild Card Game at Minnesota (1/9/00), Brazzell earned his first NFL start when the Cowboys opened in a three wide receiver set. He went on to record two receptions for 12 yards.


**1998:** Brazzell was a sixth round draft choice (174th overall) of the N.Y. Jets in the 1998 NFL Draft. He was released before the season began and signed to the Jets practice squad, where he spent the remainder of the year.

**COLLEGE:** Brazzell earned All-Lone Star Conference honors as a senior after totaling 47 catches for 1,091 yards (23.3 avg.) and 13 touchdowns. He led the conference by averaging 109.1 receiving yards-per-game. He caught 11 passes for 216 yards and three touchdowns against Northeastern State, earning conference Player of the Week honors. He is only the second player in school history to record over 1,000 yards receiving in a season. He finished ninth on ASU's all-time receiving list, with 1,565 yards in just two seasons. As a junior, he was a second-team all-conference selection after catching 34 passes for 474 yards and five touchdowns. Brazzell tied the school record for receptions in a game with 11 against Tarleton State. He played two seasons at Blinn Junior College before transferring to Angelo State.

**PERSONAL:** Brazzell earned all-state, South Texas MVP and district MVP honors as a senior at Alice, TX, High School. The education major holds the Texas high school single-season record with 75 catches for 1,971 yards and a 26.0 yards-per-catch average, including a career-high 309 yards receiving in a single game.

### BRAZZELL'S COWBOYS TOTALS

Year	No.	Receiving				TD	Additional Statistics	
		Yds.	Avg.	Long	Special Teams Tackles: 2000 (7-3-10)			
1999	5	114	22.8	53	0			
2000	2	12	6.0	10	0			
Total	7	126	18.0	53	0			
<b>Playoffs</b>								
1999	2	12	6.0	7	0			



## Dexter Coakley

### Linebacker

5'10" \* 230 \* 10/20/72

Appalachian State

D-3a for '97 (65th overall)

NFL: 5th Year \* Cowboys: 5th Year



**GAMES/STARTS** (regular season, playoffs): 1997 (16/16), 1998 (16/16, 1/1), 1999 (16/16, 1/1), 2000 (16/16). Total - 64/64, 2/2.

**PRO:** Despite being considered an undersized linebacker from a small college, Dexter Coakley has made a lasting impression on the National Football League. After earning the starting weakside linebacker job as a rookie third-round draft choice, Coakley has strung together four impressive seasons - finishing in the top three on the team in tackles each year. He became just the second Dallas linebacker in the last 17 years and only the seventh linebacker in club history to be selected to the Pro Bowl when he earned a spot on the NFC squad following the 1999 season. But none of his accomplishments, including earning All-Pro honors in 1999, came as a surprise to Coakley, who has been exceeding expectations throughout his entire athletic career with his quickness, speed and intensity. His enthusiasm for the game, aggressive nature and determination to succeed are perhaps the best package of attributes that any Dallas player has brought to the organization in recent history.

**2000:** Coakley again performed at his expected high level, posting a career-high 144 tackles to finish second on the team while tying for the team lead with seven tackles behind the line of scrimmage. Six times during the 2000 season, he led or tied for the team lead in tackles in a game. He opened the season against Philadelphia (9/3) by leading all linebackers with 10 tackles. He posted seven stops to help limit the Cardinals to 3.0 yards-per-carry at Arizona (9/10) before helping limit the Redskins to 3.7 yards-per-carry at Washington (9/18) by tallying 10 tackles. He again recorded 10 stops against San Francisco (9/24), and he led the team with a season-high 13 tackles, including a career-best eight solo stops, at Carolina (10/1). At the N.Y. Giants (10/15), Coakley led the team with 11 tackles while adding a stop behind the line of scrimmage. He registered another tackle for a loss among his eight stops against Arizona (10/22) in helping limit the Cardinals to 99 total yards through the first three quarters before leaving the 48-7 win. He posted his sixth double-digit tackle game when he tallied 10 stops against Jacksonville (10/29). At Philadelphia (11/5), Coakley helped limit four Eagles running backs to 77 rushing yards on 25 carries (3.1 avg.) while recording 12 tackles. For the third time this season, he led the team in tackles, recording 12 stops against Cincinnati (11/12) while helping limit the Bengals to 195 total yards of offense. He recorded seven stops at Baltimore (11/19), including the 500th tackle of his career. He tied for the team lead with six tackles against Minnesota (11/23) before helping hold the Redskins to 79 rushing yards with three stops against Washington (12/10). He also recovered a Stephen Davis fumble to set up a Dallas touchdown early in the third period. He again led the team with 11 tackles against the N.Y. Giants (12/17), including two stops for losses, to help limit the Giants to 3.2 rushing yards-per-carry. In the season finale at Tennessee (12/25) on Christmas night, Coakley led the team with 11 tackles, including one behind the line of scrimmage, and forced a fumble. Coakley posted double digit tackle totals 10 times during the season, bringing his four-year career total to 24 double digit games.

**1999:** Coakley turned in another phenomenal season, leading the team with four interceptions, tying for the team lead with six tackles for a loss, finishing second with 131 tackles, tying for third with nine passes defended and finishing fifth with 12 special teams tackles. His four interceptions were the most by a Dallas linebacker since Lee Roy Jordan totaled six in 1975, and he was the first linebacker to lead the team in interceptions since Eugene Lockhart in 1989. Coakley's performance throughout the season earned him his first Pro Bowl selection, the first Dallas linebacker to earn a Pro Bowl spot since Ken Norton in 1993. He also earned first-team All-Pro honors from *Sports Illustrated* and second-team All-Pro honors from *College & Pro Football Newsweekly* and *Football Digest*. He opened the season at Washington (9/12) tying for the team lead with nine tackles, including a tackle for a loss on third down that led to a Redskins punt with 3:01 remaining in the game, setting Dallas up for its game tying touchdown drive. Against Atlanta (9/20), he finished with five tackles after intercepting a Tony Graziani pass on the Falcons opening drive and returning it 43 yards to set up a Dallas field goal. His five stops against Arizona (10/3) helped limit the Cardinals to 208 total yards before leading the team with 11 tackles at Philadelphia (10/10). At the N.Y. Giants (10/18), he posted a season-high 12 tackles while helping limit the Giants to 228 yards of offense. Against Washington (10/24), Coakley posted eight tackles while helping limit the Redskins to 61 yards rushing, and he registered six stops while forcing a fumble at Indianapolis (10/31). He tied for the team lead with eight tackles at Minnesota (11/8) before tying for the team lead with 11 stops and helping hold Green Bay (11/14) to 40 yards rushing. At Arizona (11/21), he helped limit the Cardinals to 207 total yards by leading the team with 10 tackles while recording two tackles for losses and a sack. In the Thanksgiving Day battle against Miami (11/25), Coakley recorded the first multi-interception game of his career, picking off Dan Marino twice, returning the first pick 46 yards for the game's first score. He also finished with 10 tackles, a career-high three passes defended and two special teams stops against the Dolphins to earn Phil Simms' Iron Man Award and NFC Defensive Player of the Week honors. Coakley totaled eight tackles, a career-high tying three passes defended and an interception the next week at New England (12/5). He





recorded nine stops and helped limit Philadelphia (12/12) to 233 total yards before posting five tackles against the N.Y. Jets (12/19). He totaled seven stops and a tackle for a loss at New Orleans (12/24), and he helped limit the N.Y. Giants (1/2/00) to 74 rushing yards with seven tackles, including one for a loss. Coakley recorded eight tackles in the NFC Wild Card Playoff Game at Minnesota (1/9/00).

**1998:** Coakley followed a stellar rookie campaign with a solid sophomore season, finishing second on the team with 127 tackles. He closed the year with eight passes defended, tying the third highest total on the team. Coakley was a big part of limiting the Cardinals to 45 rushing yards and 205 total yards by recording three tackles and two passes defended against Arizona (9/6). At Denver (9/13), he led the team with 11 tackles. The next week at the N.Y. Giants (9/21), he finished with six tackles and two passes defended as the Dallas defense limited the Giants to 56 yards. He posted nine tackles against Oakland (9/27) and seven stops at Washington (10/4). The next week, Coakley registered eight tackles while helping the defense hold Carolina (10/11) to 37 yards rushing on 21 carries (1.8 avg.). At Chicago (10/18), he led the team with a career-high 15 tackles while also recording a first quarter sack and picking off a third quarter pass to set up a Dallas touchdown. When the Cowboys limited the Eagles to 200 yards of total offense (96 rushing, 104 passing) at Philadelphia (11/2), Coakley led the team with eight tackles and added his second sack of the season. He was second on the team the next week with eight tackles against the N.Y. Giants (11/8). Coakley tackled Ricky Watters for a two-yard loss and helped limit the Seahawks (11/22) to 66 yards rushing with his five-tackle performance. His eight tackles against Minnesota (11/26) on Thanksgiving Day tied him for the team lead. Over the final four games of the regular season, at New Orleans (12/6), at Kansas City (12/13), against Philadelphia (12/20) and Washington (12/27), Coakley recorded nine tackles a game. In the Eagles contest, he also led the team with two special team tackles, giving him 10 for the season – sixth best on the team. In the season finale, his nine stops helped limit the Redskins to 80 yards rushing in the game and 82 total yards in the second half. In the first postseason action of his career, Coakley recorded five tackles and a special teams stop against Arizona (1/2/99).

**1997:** Coakley was awarded the starting job at weakside linebacker in training camp and never relinquished the position. By season's end, Coakley was the NFL's leader among all rookies in tackles with a Cowboys rookie record 136 stops – a total that was third on the Cowboys defensive list. He was named to All Rookie teams selected by *Pro Football Weekly* and *Football News*. His 2.5 sacks were the most by a Dallas rookie since Russell Maryland registered 4.5 in 1991, and his sack total was good for seventh place among all NFL rookie defenders. Coakley was the club leader with 10 stops for losses. He was named the NFL's Defensive Rookie of the Month for October after tallying 31 tackles, one tackle for a loss and a fumble return for a touchdown. Coakley became the first rookie to start a season opener for Dallas since Robert Jones in 1992 when he started at Pittsburgh (8/31). Coakley led the team with eight tackles and added his first career interception in his first NFL game, making him the first rookie linebacker to record an interception for Dallas since Dixon Edwards had one against Cincinnati on Oct. 13, 1991. The next week at Arizona (9/7), he totaled eight stops, two tackles for losses, two quarterback pressures and a pass deflection. He also had a sack in overtime that forced a Kent Graham fumble that Dallas recovered. Coakley finished second on the team with 11 tackles at Washington (10/13). He also picked up a Redskins fumble and returned it 16 yards for his first career touchdown, making him the first rookie defender to record a touchdown for Dallas since Edwards scored against Cincinnati. It was also the first fumble return for a touchdown by a Dallas rookie since Larry Cole ran one back 21 yards at Washington on Nov. 17, 1968. He registered a season-high 12 tackles at Green Bay (11/23) while tying the club record with four tackles for a loss. He also registered a sack in the Packers game and went over the 100-tackle mark for the season. Four days later, he posted a season-high tying 12-tackle performance against Tennessee (11/27). In the process, he broke Robert Jones' single-season record for tackles by a rookie. He recorded his sixth double digit tackle game of the season with 10 stops against Carolina (12/8) before again totaling 10 stops in the season finale against the N.Y. Giants (12/21) while adding his 10th tackle for a loss.

**COLLEGE:** Coakley recorded a school record 616 tackles and 13 forced fumbles at Appalachian State, totaling double figure tackles in 37 games and at least 20 stops in seven games. Coakley was a first-team Division I-AA All-America and the Southern Conference Defensive Player of the Year as a sophomore, junior and senior, and, in his first year at ASU, he was named the conference's Defensive Freshman of the Year. In 1995, he was named the inaugural recipient of the Buck Buchanan Award, which honors the nation's best Division I-AA defensive player, and he went on to bring home the same award following his senior season. Coakley was also named the Southern Conference's Athlete of the Year as a junior and senior, marking just the seventh time in conference history that one individual had earned that distinction in consecutive years. As a senior, he accumulated a career-high 166 tackles and was named the league's Defensive Player of the Week after having 20-tackle performances against Wake Forest, East Tennessee State and Furman. As a junior, he averaged 13.6 tackles-per-game in 11 regular season outings (150 total). Coakley was the defensive spark behind a Mountaineer team that went undefeated in the regular season and finished the year 12-1 after losing to Stephen F. Austin in a second round playoff game.

**PERSONAL:** A native of Mt. Pleasant, SC, Coakley graduated from Wando High School, where he earned four letters in football. He was the team's Most Valuable Player twice and was twice named all-conference as a defensive back. Coakley posted 295 tackles in his final two years of prep football and was named his school's athlete of the year as a senior. He also lettered in wrestling. Coakley earned a degree in communications and advertising at Appalachian State and worked in the school's sports information office. Dexter annually serves as a celebrity escort in the Children's Cancer Fund Fashion Show, which raises funds for pediatric oncology research. In 1999 and 2000, he was a guest football coach at the club's Let Us Play! Sports Camp for Girls, a camp for girls ages 12-15 that are selected from various



non-profit agencies in the D/FW metroplex. Dexter also served as a speaker for "Babe's Best," a program created by former Cowboys quarterback and current Dallas CBS affiliate sports anchor Babe Laufenberg to recognize outstanding high school athletes for their efforts on and off the field.

## COAKLEY'S COWBOYS TOTALS

Year	Tackles			Sacks	Tkl/Loss	QB Press.	Passes Def.	For. Fum.	Special Teams		
	Solo	Asst.	Tot.						Solo	Asst.	Tot.
1997	68	68	136	2.5 (-19)	10 (-11)	4	3	1	6	1	7
1998	63	64	127	2.0 (-14)	4(-9)	5	8	0	9	1	10
1999	65	66	131	1.0 (-4)	6(-22)	2	9	1	8	4	12
2000	79	65	144	0.0 (0)	7(-16)	4	2	1	2	7	9
Total	275	263	538	5.5 (-37)	27(-58)	15	22	3	25	13	38


Playoffs											
1998	3	2	5	0.0 (0)	0(0)	0	0	0	1	0	1
2000	3	5	8	0.0 (0)	0(0)	0	0	0	1	0	1
Total	6	7	13	0.0 (0)	0(0)	0	0	0	2	0	2

Year	Pass Interceptions				Year	Opponents' Fumbles Recovered			
	No.	Yds.	Avg.	Long TD		No.	Yds.	Avg.	Long TD
1997	1	6	6.0	6	0	16	16.0	16	0
1998	1	18	18.0	18	0	0	0.0	0	0
1999	4	119	29.8	46†	1	8	8.0	8	0
Total	6	143	23.8	46†	1	24	8.0	16	0

Tackles - 15 @ Chicago, 10/18/98  
Solo Tackles - 8 @ Carolina, 10/1/00 and  
@ N.Y. Giants, 10/15/00  
Assists - 11 @ Chicago, 10/18/98

## Single-Game Bests

Tackles for Losses - 4 @ Green Bay, 11/23/97  
Quarterback Pressures - 2 @ Arizona, 9/7/97  
and @ Philadelphia, 11/5/00  
Passes Defended - 3 vs Miami, 11/25/99 and  
@ New England, 12/5/99



## Ryan Collins

## Tight End

6'6" ★ 264 ★ 11/1/75

St. Thomas (Minn.)

FA for '01

NFL: 2nd Year ★ Cowboys: 1st Year



**GAMES/STARTS:** 1998 (Prac. Sq.-Minn), 1999, (4/3-Bal). Total - 4/3.  
**PRO:** Ryan Collins, a smart, athletic tight end, lacks only experience to go along with his size and potential. Signed by Dallas on April 24, 2001.

Collins has shown strong physical and mental capabilities during his offseason work, and he will be given the opportunity to deep snap as well as back up at tight end.

**2001:** Collins played for the NY/NJ Hitmen in the XFL during the spring and finished the season with three receptions for 38 yards.

**2000:** Collins went to camp with the Baltimore Ravens but was cut before the season began. He spent the remainder of the season out of football.

**1999:** Collins signed with the Cleveland Browns on Feb. 23 and was on the active roster through the first three weeks but did not play. Cleveland waived Collins on Sept. 27 and the Baltimore Ravens signed him to their roster on Dec. 3. He saw his first NFL action against Tennessee (12/5) but did not record a catch. He made his first NFL start the next week at Pittsburgh (12/12). Collins registered his first NFL reception, good for 21 yards, against New Orleans (12/19). He was used primarily as the third-down tight end and in two tight end formations against Cincinnati (12/26), where he caught three passes for 41 yards before fracturing his left ankle.

**1998:** Collins originally signed as a rookie free agent with Minnesota on May 4 and was released Aug. 30. He was immediately signed to the Vikings practice squad, where he remained through the season.


**COLLEGE:** As a senior at St. Thomas, Collins earned Division III All-America and All-MIAC honors after catching 47 passes for 617 yards and nine touchdowns. During his junior campaign, he made the switch from defensive tackle to tight end, finishing the year with 55 receptions for 820 yards and 10 touchdowns. He also lettered in basketball for three years.

**PERSONAL:** Ryan Albert Collins, a communications major, lettered in football, basketball and track at Robbinsdale Cooper High School in Minneapolis, MN.

## COLLINS' NFL TOTALS

Year	Receiving				
	No.	Yds.	Avg.	Long	TD
1999 (Bal.)	4	62	15.5	28	0





# Damon Dunn

# 15

## Wide Receiver

5'9" ★ 182 ★ 3/15/76

Stanford  
FA for '01

NFL: 2nd Year ★ Cowboys: 1st Year

**GAMES/STARTS:** 1998 (Prac. Sq.-Jax), 1999 (1/0-Cle), 2000 (1/0-NYJ and 3/0-Cle), Total - 5/0.

**PRO:** Damon Dunn, a multi-dimensional wide receiver who can be used on the outside or in the slot, has good hands and is an intelligent receiver. Signed May 3 following the conclusion of the XFL season, Dunn impressed Cowboys' coaches with his speed and versatility, both as a receiver and return specialist. He will be looking to make his mark on special teams while contributing as a receiver when called upon.

**2001:** Dunn was a member of the XFL champion Los Angeles Xtreme, where he was a wide receiver and returned both punts and kickoffs. He finished the season with 10 catches for 63 yards and one touchdown, while also returning four kickoffs for 105 yards (26.3 avg.) and six punts for 67 yards (11.2 avg.).

**2000:** Dunn was allocated to the Berlin Thunder of NFL Europe by Cleveland, where he led the team and finished third in the league with 41 receptions for 794 yards (19.4 average) and six touchdowns. He returned to the Browns but was cut at the end of camp. The N.Y. Jets picked him up, and he played against New England (9/11) but did not record a catch. He was waived by the Jets on Sept. 20 and re-signed by Cleveland Oct. 18. He played in three games for the Browns against Cincinnati (10/29), the N.Y. Giants (11/5) and New England (11/12), where he registered one catch for six yards against the Patriots. Cleveland released him Nov. 23.

**1999:** Dunn returned with the Jaguars but was waived at the end of camp. He then signed to the Cleveland Browns' practice squad on Nov. 16. He was signed to the active roster on Dec. 14, and saw his first action against Jacksonville (12/19), but did not register a catch.

**1998:** Dunn was signed by the Jacksonville Jaguars as a rookie free agent on April 23 but was released at the end of camp. He re-signed to the Jaguars' practice squad, where he remained for the season.

**COLLEGE:** Dunn finished his collegiate campaign as Stanford's all-time leader in kickoff returns and kickoff return touchdowns, totaling 1,950 yards (26.7 average) and three touchdowns. As a senior starter, Dunn finished the year with 1,161 all-purpose yards (578 receiving, 566 on kickoff returns and 17 rushing) and four touchdowns. As a junior, he was named All-Pac-10 and Academic All-Pac-10 as he finished the year with 35 receptions for 452 yards and two touchdowns. During his sophomore season, he led the Pac-10 with 19 kickoff returns for 539 yards (28.4 avg.) and returned his first kickoff of the season 91 yards for a touchdown. Dunn returned 17 kickoffs for 412 yards (24.2 average) including one for 100 yards and a touchdown against Arizona State. As a member of the track team, Dunn recorded his personal best in the 100 meters (10.64) and 200 meters (21.54) as a junior.

**PERSONAL:** Damon Jerrel Dunn, an ordained Baptist minister from Arlington, TX, received his degree in public policy from Stanford. He returned to school in 1999 and is working towards a master's degree in Philosophy. Dunn lettered in track and was named all-state and all-southwest as a wide receiver at Sam Houston High School in Arlington, TX. Dunn was also a *SuperPrep* and *Blue Chip Illustrated* All-America selection. As a Cowboy, Dunn jumped right into donating time to the community, attending and supporting participants at the Plano Komen Race for the Cure and speaking to student athletes at the St. Philips School Annual Sports Banquet. His father, former UT-Austin fullback, Mike Lockett, led the way for Heisman running back Earl Campbell.

### DUNN'S NFL TOTALS

Receiving					Punt Returns						
Year	No.	Yds.	Avg.	Long	TD	Year	No.	Yds.	Avg.	Long	TD
2000 (Cle).....	1	6	6.0	6	0	2000 (NYJ).....	1	0	0	0	0





# Mario Edwards

## Cornerback

6'0" ★ 191 ★ 12/1/75

Florida State

D6 for '00 (180th overall)

NFL: 2nd Year ★ Cowboys: 2nd Year



**GAMES/STARTS:** 2000 (11/1).

**PRO:** In an effort to infuse the defensive secondary with young talent last season, Dallas selected three cornerbacks in the 2000 NFL Draft. The third of those players, Mario Edwards, was taken in the sixth-round (180th overall) and immediately turned heads with his attitude and hard work. A productive player who achieved at the highest level of collegiate competition, his aggressive style of play had him set to earn significant playing time before a preseason hamstring injury limited him the second half of training camp and into the first month of the regular season. Once healthy, Edwards became a special teams standout and even bigger things are expected of him during his sophomore campaign.

**2000:** Despite suffering a strained left hamstring in a preseason game against Oakland (8/13) – an injury that forced him to miss the final two preseason games and kept him on the club's inactive list the first four weeks of the regular season – Edwards tied for fourth on the team with 11 special teams tackles. For the season, Edwards recorded a special teams tackle in eight of the 11 games he played and was a key member of a kickoff coverage unit that finished the year ranked third in the league in opponents average starting position following kickoffs. His NFL debut came on special teams at Carolina (10/1), and he responded with one tackle. With the return of Charlie Williams (staph infection) to the lineup, Edwards was a game day deactivation at the N.Y. Giants (10/15). He returned to action the following week against Arizona (10/22) and tied for second on the team with two special teams tackles. At Philadelphia (11/5) he recorded a special teams tackle and helped limit Brian Mitchell to one punt return for two yards and two fair catches. Edwards recorded a special teams tackle against Minnesota (11/23) and helped limit the Vikings to an 18.0 average on three kickoff returns. As proof of his improvement as the season progressed, Edwards recorded five special teams tackles over the season's final three games. He tied for second on the team with two special teams tackles against Washington (12/10) as Deion Sanders was limited to one return for 11 yards on three punts and the Redskins were limited to a 17.9 yard average on eight kickoff returns. The following week, he tied for the team lead with two special teams tackles against the N.Y. Giants (12/17). In the season finale at Tennessee (12/25), Edwards earned his first NFL start, lining up at left cornerback while Phillippi Sparks moved to safety. He recorded three tackles and broke up a pass while helping limit the Titans to a 10.8 yards-per-catch average.


**COLLEGE:** Edwards started two national championship games in his final two seasons at Florida State and played for Seminole teams that finished the 1995, 1996, 1998 and 1999 seasons ranked No. 4, 3, 3 and 1 in the nation, respectively. As a senior, he helped the Seminoles to the national title with a win over Virginia Tech in the Sugar Bowl and earned All-ACC honors at left cornerback. After redshirting during his third year at Florida State, Edwards ranked eighth in the nation in interceptions with six as a junior and earned second-team All-ACC honors. He helped the Seminoles lead the nation in pass defense, starting at left corner. Edwards led the team with 11 pass deflections and closed the year with 20 tackles. He set a school record, and tied the conference record, by registering four interceptions in one game against Wake Forest. He played in every game as a sophomore reserve and was one of only six true freshmen to earn a varsity letter. In his first season in Tallahassee, Edwards contributed on special teams with a blocked punt that he caught and returned 24 yards for a score against North Carolina.

**PERSONAL:** A social sciences major at Florida State, Edwards attended Pascagoula, MS, High School – the same school that produced former Florida State All-America corner Terrell Buckley. Edwards, a high school All-America choice, was one of the most highly regarded high school players in the country in 1995. He finished his high school career with a senior season that included 61 tackles, four interceptions and 14 pass deflections.

### EDWARDS' COWBOYS TOTALS

Year	Tackles			Sacks	Tkl/Loss	QB Passes			For. Fum.	Special Teams		
	Solo	Asst.	Tot.			Press.	Def.	Solo		Asst.	Tot.	
2000.....	3	0	3	0.0 (0)	0(0)	0	1	0	5	6	11	





# Ebenezer Ekuban

## Defensive End

6'3" ★ 282 ★ 5/29/76

North Carolina

D-1 for '99 (20th overall)

NFL: 3rd Year ★ Cowboys: 3rd Year

# 96

**GAMES/STARTS** (regular season, playoffs): 1999 (16/2, 1/1), 2000 (12/2). Total - 28/4, 1/1.

**PRO:** With two NFL seasons under his belt, Ebenezer Ekuban is poised to become a vital cog along the Cowboys defensive line. His outstanding size, speed and quickness make him a pass rusher that can create havoc in opponent's backfields, as witnessed by his team leading 6.5 sacks in 2000. Originally a tight end who was converted to the defensive line at the mid-point of his collegiate career, Ekuban's desire and work ethic have contributed to his rapid development at defensive end. His intelligence and enthusiasm to learn the intricacies of the game round out a very promising package.

**2000:** Despite moving from a starting role to a reserve capacity early in the season, Ekuban led the team with 6.5 sacks and tied for the team lead with two forced fumbles while posting 25 tackles, seven quarterback pressures and four stops behind the line of scrimmage. In his first start in a non-injury replacement role, he recorded two tackles and a pressure in the season opener against Philadelphia (9/3). The following week at Arizona (9/10), he teamed with Leon Lett to register his first half sack of the season while also recording five stops while helping limit the Cardinals to 3.0 yards-per-rush on 33 carries. He moved into a reserve capacity at Washington (9/18) and came off the bench to post two tackles, a sack and a tackle for an 18-yard loss to help limit the Redskins to 3.7 yards-per-carry. Ekuban dislocated his right great toe early in the game against San Francisco (9/24), causing him to miss the remainder of the 49ers game, as well as the next four games. He returned to action at Philadelphia (11/5) and tallied two stops before posting two tackles against Cincinnati (11/12). Ekuban recorded one of Dallas' biggest plays against the Bengals when he sacked Akili Smith, forced a fumble on the play and recovered the fumble. It marked the first forced fumble and fumble recovery of his career. Ekuban recorded a tackle, a sack and a forced fumble against Minnesota (11/23) on Thanksgiving Day. He posted two sacks against Washington (12/10) while also recording a career-high four quarterback pressures. Ekuban also saw action at tight end in goal-line situations against the Redskins. Against the N.Y. Giants (12/17), he tallied two stops, including one for a loss, two pressures and a sack before being ejected from the game early in the third quarter for kicking the Giants Lomas Brown. In his limited playing time, he helped hold New York to 126 net yards passing, and he pressured Kerry Collins into throwing an interception in the Dallas end zone. In the Christmas night season finale at Tennessee (12/25), Ekuban registered four tackles, including his fourth stop behind the line of scrimmage.

**1999:** Ekuban saw consistent action throughout his rookie season, playing in every game while starting the final two games of the year after Greg Ellis was felled with a broken leg. His performance and development enabled Ekuban to earn All-Rookie honors from *Pro Football Weekly* and *The Football News*. Used primarily as a pass rusher in spot situations, he finished the season with 33 tackles and 2.5 sacks. While opening his professional career in Washington D.C., where he attended high school, Ekuban tied for the team lead with two quarterback pressures in the overtime win over the Redskins (9/12). The following week, he displayed his versatility by playing on both sides of the ball against Atlanta (9/20). While registering one tackle on defense against the Falcons, Ekuban also saw goal-line action at tight end, providing a key block that enabled Emmitt Smith to score the Cowboys' first touchdown. After Ellis suffered a broken leg in the win over Philadelphia (12/12), Ekuban went from part-time player to starter for the remainder of the year. He responded in the win over Philadelphia by recording his first career sack. He ended the day with 1.5 sacks, which marked the most in a game by a Dallas rookie since Nov. 28, 1991. The following week against the N.Y. Jets (12/19), Ekuban saw his most extensive playing time of the season and responded with five tackles. He then earned his first career start on Christmas Eve in New Orleans (12/24), leading the team with a career-high nine tackles while lining up across from Pro Bowl tackle Willie Roaf. He also added a sack and a tackle for a loss as the defensive front helped limit Ricky Williams to 61 yards on 23 carries (2.7 average). The following week in a playoff clinching win over the N.Y. Giants (1/2/00), he led all defensive linemen with five tackles and tied for the team lead with three quarterback pressures as the Dallas defense limited New York to 74 yards rushing. In the playoff loss at Minnesota (1/9/00), Ekuban recorded four tackles before suffering a sprained left knee in the second quarter that severely limited his effectiveness for the rest of the game.

**COLLEGE:** Ekuban capped his collegiate career by being named first team All-America by *The Sporting News* while also earning All-ACC honors as a senior. Although it was his first season as a full-time starter, Ekuban collected 96 tackles and led the Tar Heels with seven sacks. He also set a school record with 23 stops for losses totaling 98 yards. Lawrence Taylor and William Fuller, both of whom had 22, shared the previous school record. He earned ACC Player of the Week honors against Clemson, collecting a career-high 16 tackles, four tackles for losses, two sacks and a forced fumble. As a junior, in his first season as a defensive end, Ekuban played in 10 regular season games and had starting assign-



ments in two of those. Prior to that, he played tight end as a sophomore and freshman, catching six passes for 66 yards and a touchdown.


**PERSONAL:** In his two-plus years with the Cowboys, Ekuban has made a very visible contribution to the Dallas-Fort Worth community. This past spring, he served as the Dallas celebrity bedtime story reader on behalf of the National Center for Family Literacy to kickoff National Bedtime Story Month (April). He also served as keynote speaker at the 18th Annual Boys & Girls Club of Arlington Banquet and local ABC sports anchor Dale Hansen's Scholar Athlete Awards Banquet, emphasizing the importance of education and making smart choices in life. He participated as a "Grim Reaper" in the Fatal Choices/Shattered Dreams program, demonstrating the devastating effects of drinking and driving. He also participated in a school book cover program to teach children the importance of dialing 911. He has become actively involved with the United Way, participating in the NFL's First Annual Hometown Huddle and serving as Co-Master of Ceremonies for the "Run the Runway" annual fundraiser for United Way of Dallas and Tarrant County, and The Salvation Army, participating in The Salvation Army Angel Tree program. Ebenezer, who has participated in the NFL Flag Football Program at school assemblies, annually serves as a celebrity escort for the Children's Cancer Fund of Dallas Fashion Show. He also serves as an annual guest coach for the Cowboys Let Us Play! Camp for Girls, coaching girls from several metroplex non-profit agencies. In September of 2000, Ekuban served as Honorary Chairman for the annual fundraiser benefiting Crossroads Interfaith Housing Program, where he regularly spends time with the children living there. At North Carolina, he was actively involved in the Carolina Outreach Community Service Program, and was involved in helping to raise \$6,000 for juvenile diabetes research in September of 1998. As a senior at UNC, he made the Dean's List during his final football season, and he was named the 1998 winner of the Jim Tatum Award, which honors the ACC's top student athlete on the football field. Ekuban earned his degree in exercise and sports science. He was a collegiate teammate of Cowboys defensive end Ellis. Ekuban is a native of Ghana, Africa, and he did not participate in football until his junior year of high school in Maryland. He graduated from Bladensburg High School in Riverdale, MD, where he was a two-way standout as a senior tight end and defensive end. In his final prep season, he caught 28 passes for 546 yards and five touchdowns while also recording 76 tackles and 11 sacks.

## EKUBAN'S COWBOYS TOTALS

Year	Tackles			Sacks	Tkl/ Loss	QB Press.	Passes Def.	For. Fum.
	Solo	Asst.	Tot.					
1999	19	14	33	2.5 (-6)	3(-4)	10	0	0
2000	15	10	25	6.5 (-50)	4(-21)	7	0	2
Total	34	24	58	9.0 (-56)	7(-25)	17	0	2
<b>Playoffs</b>								
1999	3	1	4	0.0 (0)	0(0)	0	0	0

Year	Opponents' No.	Fumbles Yds.	Recovered		
			Avg.	Long	TD
2000	1	0	0.0	0	0

Single Game Bests	
Tackles - 9 @ New Orleans, 12/24/99	
Solo Tackles - 7 @ New Orleans, 12/24/99	
Sacks - 2.0 vs. Washington, 12/10/00	
QB Pressures - 4 vs. Washington, 12/10/00	



## Greg Ellis

### Defensive End

6'6" ★ 275 ★ 8/14/75

North Carolina

D-1 for '98 (8th overall)

NFL: 4th Year ★ Cowboys: 4th Year



**GAMES/STARTS** (regular season, playoffs): 1998 (16/16, 1/1), 1999 (13/13), 2000 (16/16). Total - 45/45, 1/1.

**PRO:** Having already overcome the pressure and expectations of being the Cowboys highest draft pick (eighth overall) since Russell Maryland was taken with the first overall pick in 1991, Greg Ellis faced and conquered an even more daunting task in 2000. Having had his 1999 season cut short when he fractured the tibia and fibula in his left leg, Ellis fought through the pain and rehabilitation that accompanied having a titanium rod inserted into the leg during the 2000 season. By the end of the year he had re-emerged as one of the top young defensive ends in the game, proving his worth to the club both on and off the field. On the field he led the club's defensive linemen with a career-high 77 tackles and off the field he was named by teammates as the recipient of the Ed Block courage award for overcoming his injuries. With a season under his belt following the devastating injury, Ellis has regained his place as the cornerstone of the defensive line for the next generation.

**2000:** After two years patrolling the left end of the Dallas defensive line, Ellis switched to the right side in 2000 to take pressure off his injured left leg. He went on to lead all defensive linemen with a career-high 77 tackles, while tying for the team lead with seven tackles for losses and two fumble recoveries. He





also finished second on the team with 13 quarterback pressures. After working into camp slowly, Ellis returned to full action for the final two preseason games. In the season opener against Philadelphia (9/3), he led all defensive linemen with eight tackles and a tackle for a loss in his first regular season action since suffering the leg fracture. He recovered a fumble at Arizona (9/10), and then at Washington (9/18), he recorded his first sack of the season on the game's final play to preserve the Cowboys Monday night win. He also recovered a Redskins fumble in the second quarter to set up a Dallas touchdown. Ellis led all defensive linemen and was third on the team with a career-high 11 tackles against San Francisco (9/24). It was the highest tackle total by a Dallas defensive lineman since Chad Hennings recorded 11 stops against the N.Y. Giants on Dec. 21, 1997. Ellis then recorded four tackles and broke up a pass against Arizona (10/22) while helping limit the Cardinals running backs to 3.5 yards-per-running attempt. Facing perennial All-Pro Tony Boselli, Ellis put together an admirable day against Jacksonville (10/29) with five tackles, a tackle for a loss and a quarterback pressure. He also forced Boselli into two illegal procedure penalties. On special teams, Ellis blocked his first career field goal, getting his hand on a 49-yard fourth quarter attempt by Mike Hollis. Ellis was second among defensive linemen with nine tackles, including two behind the line, at Philadelphia (11/5) while helping limit the Eagles running backs to 25 carries for 77 yards (3.1 avg.). His seven tackles against Cincinnati (11/12) led all defensive linemen, and he recorded his second sack of the season with a takedown of Akili Smith as the Bengals were limited to 195 total yards. Ellis again led all defensive linemen in tackles and was third on the team with nine stops at Baltimore (11/19). His five tackles against Minnesota (11/23) tied him for second on the team. With four tackles, a sack and two quarterback pressures against Washington (12/10) Ellis helped limit the Redskins to just 79 rushing yards on the day, a season low for the Dallas defense. Ellis wrapped up his comeback season with an all-around game at Tennessee (12/25), recording three tackles, two quarterback pressures and a tackle for a loss.

**1999:** Despite missing the final three regular season games because of a fractured left tibia and fibula, Ellis led the team with 7.5 sacks, the highest sack total by a Dallas player since Tony Tolbert had 12.0 in 1996. Before the injury, he was eighth in the NFC in sacks and was also tied for the team lead with 17 quarterback pressures. He finished the season with 59 tackles, four passes defended and two forced fumbles. Ellis set the tone for the season early, recording five tackles and a career-best two sacks at Washington (9/12) in the season opener. The first sack came with the Redskins at the Dallas four-yard line and forced a fumble that George Teague recovered to end a potential scoring drive. The second sack came on third and three on the Redskins opening possession in overtime and forced them to punt. Dallas then took the ball and drove 95-yards for the game-winning score. The next week on Monday Night Football, he recorded his first career interception and touchdown when he picked off a Danny Kanell pass and raced 87-yards for a score against Atlanta (9/20). It was the longest touchdown return of any kind by a defensive lineman in club history until the next game. He also led all defensive linemen with six tackles on the evening. Ellis closed out his season opening burst of big plays against Arizona (10/3) by returning a Jake Plummer fumble 98 yards for a touchdown, the longest fumble return in Cowboys history. In doing so, he became the first Cowboys defensive player since Ray Horton in 1991 (vs. N.Y. Giants, 9/29 and at Green Bay, 10/6) to score a touchdown in back-to-back weeks. Ellis logged four tackles at Philadelphia (10/10) before adding seven tackles and a sack in helping limit the N.Y. Giants (10/18) to 2.5 yards-per-carry average. His four tackles against Washington (10/24) helped limit the NFL's top ranked offense to 272 total yards, including just 61 rushing. Ellis was third on the team, tops among linemen, with seven tackles at Indianapolis (10/31) while also adding a tackle for a loss and a forced fumble. For the second time in 1999, Ellis recorded a career-high two sacks in a game while also leading all defensive linemen with five tackles at Minnesota (11/8). With three tackles and a team-high three quarterback pressures against Green Bay (11/14), he helped limit Brett Favre to a 57.1 QB rating and the Packers to 40 yards rushing, including 31 yards on 15 attempts (2.1 avg.) by Dorsey Levens. He then logged a season-high eight tackles at Arizona (11/21) to finish second on the team, while adding a sack and three quarterback pressures as the Cardinals were limited to 207 total yards. On Thanksgiving Day against Miami (11/25), pressure from the defensive front was instrumental in forcing Dan Marino into a career-worst five interceptions. Ellis recorded his final sack of the season at New England (12/5) while adding four tackles, but his season came to an abrupt end the next week against Philadelphia (12/12) when he fractured the tibia and fibula in his left leg in the first quarter. He underwent surgery that night to have a titanium rod inserted into the leg and was placed on injured reserve on Dec. 15. Following the season, he also underwent surgery on Feb. 10, 2000 to have a bone chip removed from his right wrist.

**1998:** Ellis finished his rookie campaign leading the team with 22 quarterback pressures and all defensive linemen with 63 tackles. He also closed the year with five tackles for losses, five passes defended and three sacks. Since tackle records began being kept in 1979, Ellis became the Cowboys first rookie to lead all defensive linemen on the team in tackles. This effort earned him all-rookie honors from *Football News* and *Football Digest*. Against Arizona (9/6), he became the first rookie to start a season opener at defensive end for Dallas since Bob Lilly in 1961. He finished with two tackles and two quarterback pressures against the Cardinals. He registered five tackles at Denver (9/13) before totaling three tackles and two quarterback pressures the next week at the N.Y. Giants (9/21). He also forced his first career fumble in the fourth quarter and helped limit the Giants to 56 yards rushing. He recorded his first career sack while adding three tackles against Oakland (9/27). He totaled five stops at Washington (10/4), and he registered a season-high nine tackles and 1.5 sacks against Carolina (10/11) while helping limit the Panthers to 37 yards rushing on 21 carries (1.8 avg.). He had three tackles and helped limit the Bears to 2.5 yards-per-rush at Chicago (10/18). He recorded four tackles and half a sack against the Giants (11/8) before recording two tackles and two pressures while helping limit the Cardinals to 32 rushing yards at Arizona (11/15). The next week against Seattle (11/22), he totaled two tackles and deflected his first NFL pass. Four days later against Minnesota (11/26) on Thanksgiving Day, he led all defensive line-



men with four tackles while adding two pressures and two passes defended. He added six tackles and his first career fumble recovery at New Orleans (12/6). He led all defensive linemen with seven tackles and a career-high four quarterback pressures against Philadelphia (12/20), and he registered four tackles and two tackles for losses in the season finale against Washington (12/27). In his first postseason action against Arizona (1/2/99), he led all defensive linemen with eight tackles.

**COLLEGE:** Ellis teamed with Cowboys 1999 first round draft choice Ebenezer Ekuban on the defensive line at North Carolina. With 32.5 career sacks, Ellis left North Carolina as the school's all-time sack leader, the same school that produced NFL Hall of Famer Lawrence Taylor. As a senior, Ellis earned All-America honors, was a finalist for the Lombardi Award and an All-ACC selection for the third straight season after collecting 87 tackles, nine sacks and 32 quarterback pressures. As a junior, Ellis was named second-team All-America by *The Sporting News* and first-team All-ACC after closing the season with 62 tackles, a school record 38 quarterback pressures and 12.5 sacks, the second most sacks in a season behind Taylor's 16 in 1979. In 1995, Ellis became the first North Carolina sophomore to be named first-team All-ACC since Reuben Davis in 1985. Ellis was also named honorable mention All-America by UPI while recording 71 tackles and seven sacks. As a back-up defensive end during his redshirt freshman year, Ellis ranked second on the team with four sacks.

**PERSONAL:** Gregory Lemont Ellis was an all-state selection as a tight end and defensive end at East Wake High School in Wendell, NC. During his high school career, he intercepted five passes and returned all of them for touchdowns. He also blocked four punts and returned two of them for scores. An outstanding basketball player, Ellis was selected to play in the North Carolina East/West Shrine Game. *The Greensboro News and Observer* voted him the Male High School Athlete of the Year in 1993. Ellis enjoys spending time with the children at Happy Hill Farm and supporting their program that houses and educates abused and neglected children. He also participated in a special program hosted by Head Coach Dave Campo for the Arlington Stars, a group of mentally challenged adults, and served as a celebrity model escort for the annual Children's Cancer Fund Fashion Show. Ellis received his degree in communications studies at UNC, where he was also a member of the junior varsity basketball team as a sophomore. Ellis' wife, Tangle, was his high school sweetheart. The couple has a daughter, Tyann (1/17/00).

## ELLIS' COWBOYS TOTALS

Year	Tackles			Sacks	Tkl/ Loss	QB Press.	Passes Def.	For. Fum.	Blk Kick
	Solo	Asst.	Tot.						
1998	38	25	63	3.0 (-16)	5 (-14)	22	5	1	0
1999	40	19	59	7.5 (-44)	2 (-8)	17	3	2	0
2000	44	33	77	3.0 (-30)	7 (-16)	13	1	0	1
Total	122	77	199	13.5 (-90)	14 (-38)	52	9	3	1

## Playoffs

1998	2	6	8	0.0	0	1	0	0	
------	---	---	---	-----	---	---	---	---	--

## Pass Interceptions

Year	No.	Yds.	Avg.	Long	TD
1999	1	87	87.0	87	1

## Opponent's Fumbles Recovered

Year	No.	Yds.	Avg.	Long	TD
1998	1	2	2.0	2	0
1999	1	98	98.0	98	1
2000	2	0	0.0	0	0
Total	4	100	25.0	98	1

## Single-Game Bests

Tackles - 11 vs. San Francisco, 9/24/00  
 QB pressures - 4 vs. Philadelphia, 12/20/98 and  
 @ Arizona, 11/21/99  
 Passes defended - 2 vs. Philadelphia, 12/20/98  
 Sacks - 2.0 @ Washington, 9/12/99 and  
 @ Minnesota, 11/8/99  
 Tackles for losses - 2 vs. Washington, 12/27/98 and  
 @ Philadelphia, 11/5/00



## Aaron Fields

## Defensive End

6'4" ★ 259 ★ 1/9/76

Troy State

FA for '00

NFL: 2nd Year ★ Cowboys: 2nd Year

**GAMES/STARTS:** 2000 (3/0).

**PRO:** Following a string of injuries to the Cowboys defensive line last season, Dallas signed defensive end Aaron Fields from the Atlanta Falcons practice squad. Fields was tabbed for the assignment after having spent training camp with Dallas as a rookie free agent. As an athletic but raw defensive end, Fields had impressed coaches during training camp and was one of the last players Dallas released before the start of the regular season. With just two years of college play under his belt, a rookie year of seasoning should allow Fields to contribute even more to the defensive line rotation in 2001.

**2000:** Fields signed as a rookie free agent with the Cowboys on April 19. He saw action in all five pre-season games, recording five tackles and a fumble recovery before being released Aug. 27. He immediately signed to the Atlanta practice squad, where he spent the first 11 weeks of the season. He was signed by Dallas off the Falcons practice squad on Nov. 8 after Chad Hennings was lost for the season






with a nerve irritation in his neck. Fields was deactivated his first three weeks on the roster before seeing his first NFL action at Tampa Bay (12/3). He went on to suit up against Washington (12/10) and the N.Y. Giants (12/17) but did not record a tackle. He was deactivated in the season finale at Tennessee (12/25).

**COLLEGE:** Fields earned All-Southland Conference honors as a senior, recording 54 tackles, 21 quarterback pressures, 14 tackles behind the line of scrimmage and seven sacks. He led or tied for the team lead in sacks three times during the season. In his first season of varsity football, Fields saw action as a reserve along the defensive line as a junior, posting seven tackles and one sack. Fields was a member of the Troy State squad as a freshman and sophomore but did not see any game action.

**PERSONAL:** Fields was a standout football and basketball player at Notasulga, AL, High School. He earned four letters in football as a tight end, wide receiver and linebacker and three letters in basketball. He earned all-area honors in both sports as a senior.



## Chris Fontenot

### Tight End

6'4" ★ 250 ★ 7/11/74

McNeese State

FA for '00

NFL: 2nd Year ★ Cowboys: 2nd Year



**GAMES/STARTS:** 1998 (5/3-Phi.), 1999 (DNP), 2000 (0/0). Totals – 5/3.

**PRO:** When the Dallas Cowboys signed Chris Fontenot late last year, the team was in need of a big, healthy blocking tight end to close out the season. Now the Cowboys are hoping that he can use his size and limited NFL experience to help fortify a position weakened by injuries from day one last year. Fontenot's blocking skill is coupled with ability as a down field receiver, having caught eight passes for an 11.3 yard average in his five professional games. His dual ability to block and catch will be beneficial as he tries to work his way onto Dallas' tight end depth chart.

**2000:** Fontenot signed with the Oakland Raiders March 7 and registered three receptions for 29 yards in three preseason games. He was waived Aug. 22 and claimed by Dallas Aug. 23. The Cowboys released him Aug. 27, and he signed with New England Aug. 28. He was inactive against Tampa Bay (9/3) before being released Sept. 9. He signed to the Patriots practice squad Sept. 20 but was released Oct. 9. He signed to the Chicago Bears practice squad Nov. 29 and remained there until Dallas signed him to the active roster Dec. 19. He was active but did not play in the season finale at Tennessee (12/25).

**1999:** In four preseason games with Philadelphia, Fontenot tallied three receptions for 47 yards before being released Sept. 5. He spent the remainder of the season out of football.


**1998:** Fontenot signed with the Miami Dolphins as a rookie free agent on April 23 and was released Aug. 30. He signed immediately to the Kansas City Chiefs practice squad, where he remained until the Philadelphia Eagles signed him to their active roster Oct. 29. He saw action in each of the last five games of the season, starting three and catching eight passes for 90 yards. His best game came against Arizona (12/13) when he recorded four receptions for 47 yards.

**COLLEGE:** Fontenot closed his collegiate career at McNeese State with 88 receptions for 1,277 yards and seven touchdowns. He earned second-team All-Southland Conference honors as a senior after posting 33 catches for 457 yards and a career-high four touchdowns. As a junior, he caught a career-high 35 passes for a career-high 563 yards and two touchdowns to earn second-team All-Southland Conference accolades. He caught nine passes for 175 yards and a touchdown after moving to tight end from fullback prior to his sophomore campaign. As a freshman fullback, he rushed for 57 yards on 12 carries while catching 11 passes for 82 yards.

**PERSONAL:** Christopher Dwight Fontenot was an all-state selection in football as a two-way performer for Iota, LA, High School. He also received all-district honors as a forward/center on the basketball team while participating on the track team. He is the cousin of former New Orleans Saints running back Buford Jordan. Chris has a daughter, Christian (3/10/92).

#### FONTENOT'S NFL TOTALS

Year	Receiving			
	No.	Yds.	Avg.	Long
1998 (Phi.)	8	90	11.3	19
				TD
				0



# Ben Fricke

## Guard/Center

6'0" ★ 280 ★ 11/3/75

Houston

FA '99

NFL: 3rd Year ★ Cowboys: 3rd Year

# 66



**GAMES/STARTS** (regular season, playoffs): 1999 (3/0, 0/0), 2000 (8/5), Total – 11/5, 0/0.

**PRO:** After bouncing between teams and leagues for the last two years, Ben Fricke found himself a home in Dallas in 2000. After originally signing with Dallas during the club's 1999 training camp as injuries depleted the Cowboys depth at guard and center, Fricke stepped in and showed coaches the ability to control blocks at the line of scrimmage and the versatility to play guard and center. This flexibility has earned Fricke a spot on the roster the last two seasons and eventually thrust him into the starting lineup when a sprained knee sidelined center Mark Stepnoski the final five weeks of the 2000 season.

**2000:** Fricke earned a spot on the active roster but did not play in seven of the first nine games of the season. He saw his first action of the year against San Francisco (9/24), replacing Stepnoski at center in the fourth quarter after Stepnoski was forced from the game with a strained groin. He also saw fourth quarter time at center against Arizona (10/29) on the club's final two possessions of the Cowboys 48-7 win. Fricke's real season began at Baltimore (11/19) when he took over in the third quarter at center after Stepnoski sprained the MCL in his left knee. From that moment on, Fricke was thrust into action as the starting center. He earned his first NFL start on Thanksgiving Day against Minnesota (11/23). In that game, the line did not allow a sack in 43 pass attempts and Emmitt Smith rushed for 100 yards on 12 carries before suffering a third quarter concussion. The following week at Tampa Bay (12/3), Fricke helped limit the Buccaneers, the league's third ranked defense in sacks-per-pass play, to two sacks in 35 pass plays and led the way for 113 rushing yards. Working on the inside against Warren Sapp, he helped limit the All-Pro to two tackles and the entire Tampa Bay starting defensive line to six tackles on the day. Fricke's blocking against Washington (12/10) helped Smith rush for 150 yards and a touchdown against the NFL's third ranked defense. In all, the Cowboys ran for 242 yards against the Redskins, the most by the Dallas offense since recording 271 yards on the ground at Philadelphia on Oct. 31, 1993.

**1999:** Fricke spent the spring playing for the Amsterdam Admirals after being drafted in the 11th round of the NFL Europe Draft. He led the way for running back David Thompson to finish fourth in the league with 503 rushing yards while the Admirals averaged 115.1 rushing yards-per-game. He signed with Dallas on Aug. 2 after the Cowboys lost offensive line depth due to training camp injuries. He saw his first NFL action against Atlanta (9/20), stepping in at right guard for Everett McIver (strained hamstring) in the second quarter. Fricke helped Smith rush for 109 yards, becoming only the third person in 29 games to rush for over 100 yards against the Falcons. Fricke was released Sept. 22 and re-signed Oct. 5. In his first game back, he took over at center for Stepnoski (back contusion) at Philadelphia (10/10), helping Smith record his third 100-yard game of the season. He was inactive the next two weeks before being released Oct. 27. He signed to the Cowboys practice squad Oct. 28, and was then activated from the practice squad Nov. 19. Due to injuries along the offensive line, Fricke saw action at center at New England (12/5) before being deactivated for the final two regular season games and the playoffs.

**1998:** Fricke was a seventh round draft choice (213th overall) of the N.Y. Giants in the 1998 NFL Draft, but was released at the end of training camp and out of football for the fall.

**COLLEGE:** Fricke became the first player since 1989 to earn All-America honors for the Houston Cougars when he was named All-America by the Football Writer's Association of America following his senior season. He also earned All-Conference USA honors that year. He did not allow a sack as a senior while helping the Cougar offense eclipse the 400-yard mark in total offense three times. He received the 1996 Tony Wilson Iron Man award following his junior season. Fricke was a four-year starter for the Cougars, including as a true freshman in 1994.

**PERSONAL:** The bio-medical technology major was an all-district selection on both offense and defense at Anderson High School in Austin, TX, as a sophomore and junior. He moved to center as a senior. He also served as the team's punter and lettered in track. Fricke participates in the offensive line's support of The RISE School in Dallas with the "First Downs for Down Syndrome" annual fundraising project.





## Joey Galloway

### Wide Receiver

5'11" \* 188 \* 11/20/71

Ohio State

Trade (Seattle) for '00

NFL: 7th Year \* Cowboys: 2nd Year



**GAMES/STARTS** (regular season, playoffs): 1995 (16/16-Sea.), 1996 (16/16-Sea.), 1997 (15/15-Sea.), 1998 (16/16-Sea.), 1999 (8/4, 1/0-Sea.), 2000 (1/1). Total - 72/68, 1/0 (Dallas - 1/1).

**PRO:** On Feb. 12, 2000, the Cowboys finalized a trade with the Seattle Seahawks to bring wide receiver Joey Galloway to Dallas in exchange for first round draft choices in the 2000 and 2001 drafts. While his first year in Dallas was cut short because of injury, the 2001 season should see Galloway return as one of the league's most explosive offensive threats. Teamed with Raghbi Ismail, Dallas boasts one of the fastest receiving tandems in the NFL. Originally the eighth overall pick of the 1995 NFL Draft, Galloway went on to start 67-of-71 games during his Seattle career and was an AFC Pro Bowl alternate in both 1997 and 1998. Only Cris Carter (52) and Carl Pickens (39) recorded more touchdown receptions between 1995-98 than Galloway's 36. He led the Seahawks in receiving yards and touchdowns in each of his first four seasons and led the club in receptions from 1996-98 after finishing second on the team as a rookie in 1995. His 12 100-yard receiving games are the third-best total in Seahawks history. In addition to his 37 receiving touchdowns, Galloway has one touchdown rushing and four touchdowns on punt returns. With 5,752 all-purpose yards in 72 games, he has averaged 79.9 yards-per-game and has caught a pass in all 72 games of his six-year career. Between receptions, rushes, punt and kickoff returns, Galloway averages 13.9 yards every time he touches the football and a touchdown every 7.6 receptions.

**2000:** In the season opener against Philadelphia (9/3), Galloway displayed a glimpse of the ability that first attracted the Cowboys to him. He led the team with four receptions for 62 yards and a touchdown. All four of his receptions gave Dallas a first down, including two on third down. He also added a two-yard punt return. But just as quickly as he burst upon the scene in the first three quarters of the game, his season came screeching to a halt in the fourth quarter when he tore the ACL in his left knee. He was placed on injured reserve Sept. 8 and underwent reconstructive surgery on Oct. 5.

**1999:** Galloway was activated to the 53-man roster on Nov. 13 after an eight-week contract dispute. Although he didn't start against the Broncos (11/14) in his first game back, Galloway caught four passes for 88 yards, including a key 39-yard reception in the third quarter. He had his largest impact of the season at Oakland (12/5) when he recorded four receptions for a team-high 68 yards and a touchdown. The score, his only touchdown of the season, was from 31-yards out. He led the team again the following week with six receptions for 85 yards against the San Diego Chargers (12/12). For the season, he had 22 receptions for 335 yards (15.2 avg.) and one touchdown.

**1998:** A playmaker all year for the Seahawks, Galloway led the team in receptions and touchdowns for the third consecutive season while being named first alternate for the AFC Pro Bowl squad. He tied for the AFC lead with 10 receiving touchdowns and tied for third with 12 total touchdowns, tying his career-high set in 1997. He finished the season ranked eighth in the AFC with 1,047 yards receiving, the third 1,000-yard season of his career. His punt return average of 10.0 was seventh in the AFC. Galloway led the team with 65 receptions and four 100-yard games on the year. In the season opening victory at Philadelphia (9/6), he posted his ninth career 100-yard game with a career-high 142 yards on six receptions, including touchdown catches of 35 and 25 yards. He scored another touchdown among his two receptions against Arizona (9/13). Galloway's 10th career 100-yard game came at Pittsburgh (9/27) with a 139-yard outburst on a season-high seven receptions. John Friesz connected with Galloway on a career-long 81-yard touchdown pass at San Diego (10/25) and later connected on a 41-yard pass to the one-yard line to set up the game-winning touchdown. Galloway finished the game with four catches for 130 yards. The 81-yard catch was the second longest in Seahawks history. He also returned a punt 74 yards for his third career punt return touchdown. Galloway returned a punt 56 yards for a score against Oakland (11/15), and caught four passes for 71 yards, including a 44-yard touchdown pass from Warren Moon. In a 20-18 win over Tennessee (11/29), he caught a seven-yard touchdown pass before posting his fourth 100-yard receiving day of the season with 127 yards and two touchdowns on two receptions at the N.Y. Jets (12/6). The touchdowns against the Jets were from 70 and 57 yards out and marked his seventh-career multi-touchdown game. He tied a season-high with seven receptions against San Diego (12/13), including a touchdown, and then led the team in receptions against Indianapolis (12/20) with five, including a three-yard touchdown pass. He presented the ball to a Make-A-Wish child, Sterling Grover, following the touchdown.

**1997:** Galloway started 15 games, missing only the Tennessee game (10/5) because of an ankle sprain he suffered the previous week at Kansas City (9/27), an injury suffered on a first quarter touchdown reception which kept him out the remainder of that game as well. The Tennessee game marked the first missed game of his career. For the season, Galloway led the team in receptions, yards, and touchdowns for the second consecutive year and set single-season bests with 72 receptions, 1,049 receiving yards, and 12 touchdowns - averaging 28.6 yards on each of his scores. His touchdown total was the most by



a Seahawks player since Steve Largent had 12 in 1985 and was one off the club record by Daryl Turner in 1984. Galloway's 12 touchdowns tied for the AFC lead and was the third best total touchdown figure. Twice during the season, Galloway tied his single-game high with eight catches at St. Louis (10/19) and again at Denver (11/2), in addition he had at least five receptions in eight games. In a 45-34 win over Oakland (10/26), he had seven receptions for 117 yards and three touchdowns. He scored all three touchdowns in the second half, including the game-clincher with 2:24 left. The Oakland game was one of three 100-yard efforts on the year for Galloway. He caught five passes for 106 yards against San Diego (9/21) and six for 101 with two touchdowns against San Francisco (12/21). He totaled 98 yards receiving at Denver (11/2). In a 37-31 win at San Diego (11/9), Galloway scored the game-winning touchdown on a 40-yard reception with 2:20 remaining. He was a first alternate to the AFC Pro Bowl squad.

**1996:** Galloway just missed becoming only the fourth receiver in league history to have back-to-back 1,000-yard receiving seasons in his first two years, finishing the season leading the team in receptions (57), yards (987), and touchdowns (7). He posted two 100-yard games, topped by a season-best 137 yards on five receptions, including touchdowns of 51 and 65 yards in a 22-15 win over the Dolphins in Miami (10/6). He also caught five balls for 108 yards, with a 43-yarder to set up a touchdown, at Denver (12/1). Galloway opened the season with a 60-yard reception at San Diego (9/1) before tallying his second career punt return touchdown with an 88-yarder against Denver (9/8). He had a single-game high eight receptions in back-to-back midseason games against Houston (11/3) and Minnesota (11/10). In the Oilers' contest, he had 94 yards receiving and the game-tying touchdown reception with 3:30 left. His eight catches against the Vikings were good for 91 yards and one score. In a late season AFC West showdown with Oakland (11/24), Galloway had three receptions for 99 yards, with receptions of 40 and 42 yards to set up touchdowns. Through the first seven games of the season, he averaged 11.8 yards on 12 punt returns to rank fourth in the AFC before relinquishing those duties to concentrate on offense.

**1995:** Galloway was the first rookie wide receiver to start every game for Seattle and the first since 1976 to start the opener. Along the way he was named NFL Offensive Rookie of the Year by *College and Pro Football Newsweekly* and was a consensus All-Rookie choice. He caught 67 passes for 1,039 yards and seven touchdowns, becoming the 10th rookie in NFL history to surpass 1,000 yards, and the first since 1986. Galloway combined with Brian Blades to form the first duo with 1,000 yards in the same season in Seattle history. He also added 154 yards rushing and a touchdown while returning 36 punts for a 10.0-yard average, and one touchdown. Along the way he set franchise season records for receptions, yards, and 100-yard games (three) by a rookie, totals that also led all NFL rookies — as did his seven touchdown receptions. The first record to fall was Daryl Turner's for yardage (715 in 1984) 11 games into the season, and in Week 14, he broke Steve Largent's record for rookie receptions (54 in 1976). Prior to Galloway's arrival, the franchise had seen only five 100-yard games by a rookie, but he almost matched that himself, posting a franchise rookie best three 100-yard games: five receptions for 102 yards and one touchdown at Buffalo (10/15); five receptions for 114 yards and two scores at Jacksonville (11/12); and five catches for 108 yards against Oakland (10/08). In that Jaguars game, Galloway established a franchise record for the longest run from scrimmage with an 86-yard touchdown dash. Accounting for 200 yards from scrimmage in the game, Galloway earned AFC Offensive Player of the Week honors for his performance. A club-record 89-yard punt return for a touchdown against the N.Y. Giants (11/5) started Galloway on his way to AFC Special Teams Player of the Month honors for November, a month he returned 13 punts for a 13.2 yard average and one touchdown. Both the 89-yard punt return and the 86-yard run were the longest such plays in the NFL in 1995. For the season, Galloway averaged 48.0 yards on each of his nine touchdowns (7 receiving, 1 rushing, 1 punt return) and was one of two players in the NFL (San Francisco's Jerry Rice) to score three different ways.

**COLLEGE:** Galloway finished his college career ranked second in Ohio State history in touchdown receptions with 19 — trailing only Cris Carter's 27 — and had two games with three touchdowns. He finished fourth in both career receptions, 108, and receiving yards, 1,894. He also added 20 kickoff returns for a 25.0 yard average and one score and 34 punt returns for a 7.8 average. Galloway earned first-team All-Big Ten Conference honors as a junior and second-team accolades as a senior while leading the team in receiving both years. As a senior, he recorded 44 receptions for 669 yards and seven touchdowns. He also returned 18 kickoffs for 462 yards (25.7-yard average), and one touchdown, and 16 punts for a 10.6 average. Galloway finished his senior season catching eight passes for 146 yards and two touchdowns in the Citrus Bowl against Alabama, including a career-best 69-yard reception. As a junior, Galloway caught 47 passes for 946 yards and a school record equaling (Carter — 1986) 11 touchdowns. His yardage total ranked third for a single-season in school history trailing Carter's 1,127 in 1986 and 950 in 1985. Galloway posted four 100-yard games, including 186 (third best single-game total in school history) on nine receptions with three touchdowns against Michigan State. As a sophomore, he saw action in the first two games of the season before injuring his knee and missing the remainder of the season. He caught 14 passes in 11 games as a redshirt freshman. Galloway was a National Football Foundation Scholar Athlete and National Association of Collegiate Directors of Athletics Scholarship recipient.

**PERSONAL:** Galloway caught 32 passes for 608 yards and eight touchdowns, averaged 26.9 yards on kickoff returns and 15.2 on punt returns as a senior at Bellaire, Ohio, High School. He was also an All-Ohio choice in basketball and lettered in track. Despite his injury, Galloway joined in with the rest of the Cowboys wide receiver corps in 2000 in distributing 500 Hams for the Holidays with the Salvation Army. He was also a big hit with the toddlers at the Gene & Jerry Jones Family Center for Children. During his Seahawks career, he sponsored a group of students, the Galloway Express, at each Seattle home game. During the 1996 season, Galloway appeared on *Wheel of Fortune* with proceeds from his spins benefiting the Make-A-Wish Foundation. He earned his degree in Business/Marketing from Ohio State.





GALLOWAY'S NFL TOTALS

		Receiving			
Year	No.	Yds.	Avg.	Long	TD
1995 (Sea.)	67	1,039	15.5	59t	7
1996 (Sea.)	57	987	17.3	65t	7
1997 (Sea.)	72	1,049	14.6	83t	12
1998 (Sea.)	65	1,047	16.1	81t	10
1999 (Sea.)	22	335	15.2	48	1
2000	4	62	15.5	22	1
<b>Total</b>	<b>287</b>	<b>4,519</b>	<b>15.7</b>	<b>81t</b>	<b>38</b>

		Rushing			
Year	No.	Yds.	Avg.	Long	TD
1995 (Sea.)	11	154	14.0	86t	1
1996 (Sea.)	15	127	8.5	51	0
1997 (Sea.)	9	72	8.0	44	0
1998 (Sea.)	9	26	2.9	14	0
1999 (Sea.)	1	-1	-1.0	-1	0
<b>Total</b>	<b>45</b>	<b>378</b>	<b>8.4</b>	<b>86t</b>	<b>1</b>

		Punt Returns				
Year	No.	FC	Yds.	Avg.	Lg	TD
1995 (Sea.)	36	12	360	10.0	89t	1
1996 (Sea.)	15	5	158	10.5	88t	1
1998 (Sea.)	25	5	251	10.0	74t	2
1999 (Sea.)	3	1	54	18.0	21	0
2000	1	0	2	2.0	2	0
<b>Total</b>	<b>80</b>	<b>23</b>	<b>825</b>	<b>10.3</b>	<b>89t</b>	<b>4</b>

- 100-Yard Receiving Games (12 total)**
- 142 @ Philadelphia, 9/6/96 (6 rec.)
  - 139 @ Pittsburgh, 9/27/96 (7 rec.)
  - 137 @ Miami, 10/6/96 (5 rec.)
  - 130 @ San Diego, 10/25/98 (4 rec.)
  - 127 @ N.Y. Jets, 12/6/98 (2 rec.)
  - 117 vs. Oakland, 10/26/97 (7 rec.)
  - 114 @ Jacksonville, 11/12/95 (5 rec.)
  - 108 vs. Oakland, 12/17/95 (5 rec.)
  - 108 @ Denver, 12/1/96 (5 rec.)
  - 106 vs. San Diego, 9/21/97 (5 rec.)
  - 102 @ Buffalo, 10/15/95 (5 rec.)
  - 101 vs. San Francisco, 12/21/97, (6 rec.)

- Single-Game Bests**
- Receptions - 8 four times, last @ Denver, 11/2/97
  - Receiving Yds - 142 @ Philadelphia, 9/6/98
  - Long Reception - 81t at San Diego, 10/25/98
  - Most Touchdowns - 3 vs. Oakland, 10/26/97

**Additional Statistics**  
 Kickoff returns - 1995 (2 returns, 30 yards)

Galloway Game by Game

		1995				
	No	Yds	Avg	LG	TD	
L-Kansas City 9/3	4	69	17.3	31	0	
L-@ San Diego 9/10	3	26	8.7	9	0	
W-Cincinnati 9/17	6	78	13.0	28	0	
W-Denver 10/1	4	89	22.3	51	0	
L-@ Oakland 10/8	4	87	21.8	35	1	
L-@ Buffalo 10/15	5	102	20.4	54	1	
L-San Diego 10/22	2	15	7.5	10	0	
L-@ Arizona (OT) 10/29	2	35	17.5	19	0	
W-N.Y. Giants 11/5	4	35	8.8	10	0	
W-@ Jacksonville 11/12	5	114	22.8	38t	2	
W-@ Washington 11/19	4	90	22.5	59t	1	
L-N.Y. Jets 11/26	3	24	8.0	10	0	
W- Philadelphia 12/3	7	68	9.7	21	0	
W-@ Denver 12/10	4	49	12.3	17	1	
W-Oakland 12/17	5	108	21.6	43t	1	
L-@ Kansas City 12/24	5	50	10.0	15	0	
<b>Season Totals</b>	<b>67</b>	<b>1,039</b>	<b>15.5</b>	<b>59t</b>	<b>7</b>	

		1998				
	No	Yds	Avg	LG	TD	
W-@ Philadelphia 9/6	6	142	23.7	35t	2	
W-Arizona 9/13	2	20	10.0	11	1	
W-Washington 9/20	1	5	5.0	5	0	
L-@ Pittsburgh 9/27	7	139	19.9	40	0	
L-@ Kansas City 10/4	5	50	10.0	16	0	
L-Denver 10/11	6	70	11.7	23	0	
W-@ San Diego 10/25	4	130	32.5	81t	1	
L-Oakland 11/1	1	30	6.0	8	0	
W-Kansas City 11/8	1	45	45.0	45	0	
L-@ Oakland 11/15	3	30	10.0	12	0	
L-@ Dallas 11/22	4	71	17.8	44	1	
W-Tennessee 11/29	4	36	9.0	13	1	
L-@ N.Y. Jets 12/6	2	127	63.5	70t	2	
W-San Diego 12/13	7	69	9.9	15	1	
W-Indianapolis 12/20	5	50	10.0	18	1	
L-@ Denver 12/27	3	33	11.0	18	0	
<b>Season Totals</b>	<b>65</b>	<b>1,047</b>	<b>16.1</b>	<b>81t</b>	<b>10</b>	

		1996				
	No	Yds	Avg	LG	TD	
L-@ San Diego 9/1	4	89	22.3	60	0	
L-Denver 9/8	3	42	14.0	19	0	
L-Kansas City 9/15	4	57	14.3	19	0	
W-@ Tampa Bay 9/22	3	33	11.0	16	0	
L-Green Bay 9/29	1	15	15.0	15	0	
W-@ Miami 10/6	5	137	27.4	65t	2	
L-@ Kansas City 10/17	3	65	21.7	32	1	
W-San Diego 10/27	1	18	18.0	18	0	
W-Houston 11/3	8	94	11.8	18	1	
W-Minnesota 11/10	8	91	11.4	91	1	
L-@ Detroit 11/17	3	22	7.3	10	0	
L-Oakland 11/24	3	99	33.0	42	0	
L-@ Denver 12/1	5	108	21.6	43	0	
W-Buffalo 12/8	1	27	27.0	27t	1	
L-@ Jacksonville 12/15	3	51	17.0	23	0	
W-@ Oakland 12/22	2	39	19.5	32	1	
<b>Season Totals</b>	<b>57</b>	<b>987</b>	<b>17.3</b>	<b>65t</b>	<b>7</b>	


		1999				
	No	Yds	Avg	LG	TD	
L-Detroit 9/12		DNP				
W-@ Chicago 9/19		DNP				
W-@ Pittsburgh 9/26		DNP				
W-Oakland 10/3		DNP				
L-@ San Diego 10/17		DNP				
W-Buffalo 10/24		DNP				
W-@ Green Bay 11/1		DNP				
W-Cincinnati 11/7		DNP				
W-Denver 11/14	4	88	22.0	39	0	
W-@ Kansas City 11/21	1	18	18.0	18	0	
L-Tampa Bay 11/28	1	18	18.0	18	0	
L-@ Oakland 12/5	4	68	17.0	31t	1	
L-San Diego 12/12	6	85	14.2	48	0	
L-@ Denver (OT) 12/19	3	34	11.3	19	0	
W-Kansas City 12/26	2	7	3.5	4	0	
L-@ N.Y. Jets 12/30	1	17	17.0	17	0	
<b>Season Totals</b>	<b>22</b>	<b>335</b>	<b>15.2</b>	<b>48</b>	<b>1</b>	

		1997				
	No	Yds	Avg	LG	TD	
L-N.Y. Jets 8/31	3	34	11.3	17	0	
L-Denver 9/7	4	84	21.0	29	0	
W-@ Indianapolis 9/14	6	58	9.7	15	0	
W-San Diego 9/21	5	15	2.1	53	1	
L-@ Kansas City (OT) 9/28	1	41	41.0	41	1	
W-Tennessee 10/5	Inactive					
W-@ St. Louis 10/19	8	75	9.4	13	0	
W-Oakland 10/26	7	117	16.7	45	3	
L-@ Denver 11/2	8	98	12.3	19	0	
W-@ San Diego 11/9	3	84	28.0	40	2	
L-@ New Orleans (OT) 11/16	5	68	13.6	20	0	
L-Kansas City 11/23	3	36	12.0	20	1	
L-Atlanta 11/30	3	34	11.3	16	1	
L-@ Baltimore 12/7	3	31	10.3	16	0	
W-@ Oakland 12/14	7	82	11.7	35	1	
W-San Francisco 12/21	6	101	16.8	37	2	
<b>Season Totals</b>	<b>72</b>	<b>1,049</b>	<b>14.6</b>	<b>53</b>	<b>12</b>	

		2000				
	No	Yds	Avg	LG	TD	
L-Philadelphia 9/3	4	62	15.5	22	1	
L-@ Arizona 9/10	Reserve/Injured					
W-@ Washington 9/18	Reserve/Injured					
L-San Francisco 9/24	Reserve/Injured					
W-@ Carolina 10/1	Reserve/Injured					
L-@ N.Y. Giants 10/15	Reserve/Injured					
W-Arizona 10/22	Reserve/Injured					
L-Jacksonville 10/29	Reserve/Injured					
L-@ Philadelphia 11/5	Reserve/Injured					
W-Cincinnati 11/12	Reserve/Injured					
L-@ Baltimore 11/19	Reserve/Injured					
L-Minnesota 11/23	Reserve/Injured					
L-@ Tampa Bay 12/3	Reserve/Injured					
W-Washington 12/10	Reserve/Injured					
L-N.Y. Giants 12/17	Reserve/Injured					
L-@ Tennessee 12/25	Reserve/Injured					
<b>Season Totals</b>	<b>4</b>	<b>62</b>	<b>15.5</b>	<b>22</b>	<b>1</b>	



Opponent	Galloway Career By Opponent — Regular Season				LG	TD	100
	Games	No.	Yards	Avg.			
Arizona	2	4	55	13.8	19	1	0
Atlanta	1	3	34	11.3	16	1	0
Baltimore	1	3	31	10.3	16	0	0
Buffalo	2	6	129	21.5	54t	1	1
Cincinnati	1	6	78	13.0	28	0	0
Dallas	1	4	71	17.8	44t	1	0
Denver	10	44	695	15.8	51	1	1
Detroit	1	3	22	7.3	10	0	0
Green Bay	1	1	15	15.0	15	0	0
Indianapolis	2	11	108	9.8	18	1	0
Jacksonville	2	8	165	20.6	38t	2	1
Kansas City	10	29	438	15.1	45	3	0
Miami	1	5	137	27.4	65t	2	1
Minnesota	1	8	91	11.4	19	1	0
New Orleans	1	5	68	13.6	20	0	0
N.Y. Giants	1	4	35	8.8	10	0	0
N.Y. Jets	4	9	202	22.4	70t	2	1
Oakland	9	40	660	16.5	45	8	2
Philadelphia	3	17	272	16.0	35t	3	1
Pittsburgh	1	7	139	19.9	40	0	1
St. Louis	1	8	75	9.4	13	0	0
San Diego	1	35	622	17.8	81t	5	2
San Francisco	1	6	101	16.8	37	2	1
Tampa Bay	2	4	51	12.8	18	0	0
Tennessee	2	12	130	10.8	18	2	0
Washington	2	5	95	19.0	59t	1	0
<b>Postseason</b>							
Miami	1	1	22	22.0	22	0	0



## Kelvin Garmon

### Guard

6'2" ★ 329 ★ 10/26/76

Baylor

D-7b for '99 (243rd overall)

NFL: 2nd Year ★ Cowboys: 2nd Year



**GAMES/STARTS** (regular season/playoffs): 1999 (NFI), 2000 (0/0).  
Total — (0/0).

**PRO:** Kelvin Garmon, who had been away from the football field for almost two years rehabilitating a fractured right tibia suffered during his final collegiate campaign, returned to the playing field and full-time football work in 2000. With his return, he showed coaches the potential they saw when they drafted him in the seventh round (243rd overall) of the 1999 NFL Draft. His size and strength give him the versatility to play anywhere along the offensive line, but his ability to run and his quickness make him a naturally gifted pulling guard. These attributes will be vital to Garmon as he battles for the starting right guard position.


**2000:** After an almost two year hiatus from the playing field, Garmon returned to action in the Cowboys five preseason games, including three starts at left guard for Larry Allen (fractured right hand). His high level of play during the preseason earned him a spot on Dallas' 53-man roster, but he was deactivated for each of the first 15 games. He was part of the Cowboys active roster for the season finale at Tennessee (12/25) but did not see any playing time.

**1999:** Garmon was placed on the Reserve/Non-Football Injury on Aug. 31 following a training camp and preseason where he saw no on-field action. He spent the entire off-season, training camp and regular season fulfilling the requirements of rehabilitating the fractured right tibia that he suffered as a senior at Baylor.

**COLLEGE:** A powerful performer while at Baylor, Garmon's versatility was documented during his senior year when he played every position, except center, on the Bears offensive line. He was enjoying a solid season before his fractured leg brought an abrupt halt to his collegiate career after four games. Prior to his injury, he had registered 17 knockdown blocks. In starting every game as a junior, Garmon displayed his versatility throughout the year. He started the first five games at strong tackle before switching to strong guard for the remaining six outings. For the year, he accounted for 58 knockdowns, including a season-high 15 against Oklahoma State. While he was expected to spend his sophomore season as a reserve, Garmon broke through in summer training camp and earned a starting job for the Bears, earning five starts at right guard and six starts at left tackle.

**PERSONAL:** Garmon, a physical therapy major, attended Haltom, TX, High School, where he was a standout on both the offensive and defensive lines. As a senior, he recorded 80 tackles on defense, including 10 sacks. Garmon earned all-district and all-state honors in his final prep campaign. He also earned varsity letters in basketball and track. Garmon has participated in the offensive line's support of The RISE School in Dallas with the "First Downs for Down Syndrome" project. He was a guest coach for the club's 1999 Dallas Cowboys/Gatorade Junior Training Camp football clinic for 200 youth from The Salvation Army, and he attended and showed support at the 2001 Komen Race for the Cure in Plano, TX.





## Dwayne Goodrich

### Cornerback

5'11" ★ 200 ★ 5/29/78

Tennessee

D-2 for '00 (49th overall)

NFL: 2nd Year ★ Cowboys: 2nd Year

# 23

**GAMES/STARTS:** 2000 (5/0).

**PRO:** Dwayne Goodrich is a big, physical corner that came to Dallas with a championship pedigree, having won the national championship as

a junior at Tennessee. His size is not his only outstanding attribute, as he is a natural athlete that has good speed and an uncanny nose for the ball that allows him to make plays all over the field. He closed his collegiate campaign ranked eighth on the Volunteers all-time interception list, picking off 12 career passes playing in the pass oriented Southeastern Conference. After a tough rookie campaign, he will battle for a starting cornerback spot this season.

**2000:** Goodrich suffered a left hamstring strain in preseason action against Atlanta (8/5) and missed the final three preseason games. He returned to practice on Sept. 13 but was deactivated for the next six games. He saw his first NFL action on special teams at Philadelphia (11/5). Goodrich was a game-day deactivation against Cincinnati (11/12) and at Baltimore (11/19). Against Minnesota (11/23), he led the team with two special teams tackles, helping limit the Viking's kick return team to an 18.0 average on three kickoff returns. Goodrich saw his only action on defense in the season finale at Tennessee (12/25).

**COLLEGE:** Goodrich earned All-SEC honors as a senior after finishing the year with 34 tackles, six passes defended and three interceptions. As a junior, he was selected second-team All-SEC after leading the national champion Volunteers with 10 passes defended while finishing second with three interceptions and 41 tackles. In the national championship game against Florida State, Goodrich returned an interception 54 yards for a touchdown to earn most valuable defensive player honors for the game. He finished his sophomore campaign with a career-high 45 tackles and four interceptions. Playing as a reserve cornerback as a true freshman, Goodrich finished his initial collegiate campaign with 17 tackles, a team-high four fumble recoveries and two interceptions.

**PERSONAL:** Dwayne Lewis Goodrich finished his senior season at H.L. Richards High School in Oak Lawn, IL, with 41 tackles, 18 passes defended and six interceptions to earn *Parade* All-America, *USA Today* All-America and *Prep Football Report* National Defensive Player of the Year accolades. Also a two-year starter at tailback, he rushed for 563 yards on 61 carries as a senior. His two-way play helped lead Richards High to 22 victories in his final 25 games. Goodrich competed on the Volunteer track team as a freshman and sophomore, posting career-best times of 10.5 in the 100 meters and 21.7 in the 200 meters. Goodrich and other members of the Cowboys' secondary participated in the second annual Dallas Cowboys/United Way Hometown Huddle. The group spent time at the Salvation Army Carr P. Collins Social Service Center serving lunch to the homeless and visiting with children.



## Orantes Grant

### Linebacker

6'0" ★ 230 ★ 3/18/78

Georgia

D-7 for '00 (219th overall)

NFL: 2nd Year ★ Cowboys: 2nd Year

# 56

**GAMES/STARTS:** 2000 (13/0).

**PRO:** The selection of Orantes Grant by Dallas in the 2000 NFL Draft was a homecoming of sorts for the linebacker as his old position coach at

Georgia in 1997. George Edwards, became his current position coach in Dallas. An active and aggressive linebacker who never shied away from contact, Grant became a major player on the club's special teams units as a rookie. In his sophomore campaign, he will be counted on even more to provide depth and dependability at the weakside linebacker position.

**2000:** Grant's rookie season got off to a slow start backing up Dexter Coakley at weakside linebacker, but he took advantage of every opportunity on special teams and ended the year tied for the club lead with two fumble recoveries and finished in a tie for fourth with 11 special teams tackles. Grant was deactivated the first two weeks of the season before making his NFL debut on *Monday Night Football* at Washington (9/18). In the game, he tied for the team lead with two special teams stops. He recorded a special teams tackle at Carolina (10/1) while helping limit Michael Bates to 22.3 yards-per-kickoff return.



After being deactivated at the N.Y. Giants (10/15), Grant tied for second on the team with two special teams tackles and saw extensive second half action at weakside linebacker against Arizona (10/22). He recorded a special teams tackle at Philadelphia (11/5) while helping limit Brian Mitchell to one punt return for two yards and two fair catches. On six kickoff returns, Cincinnati (11/12) was able to muster just 19.7 yards a return thanks to the work of Grant and the Cowboys kickoff coverage unit. Twice in December he recovered muffed punts to give Dallas great field position. Against Tampa Bay (12/3), he recovered his first muffed punt and recorded a special teams tackle as the Bucs were limited to a 12.0 yard average on two kickoff returns. In the season finale at Tennessee (12/25), he recovered his second muffed punt to set Dallas up at the Tennessee 45 yard-line. He also saw fourth quarter action at linebacker, recording one tackle and a tackle for a loss.

**COLLEGE:** A two-time All-Southeastern Conference selection, Grant was a starter his final three years at Georgia and team captain his senior year. His 312 career tackles rank 13th and his 190 career solo tackles rank seventh in the Bulldogs' record books. The only senior on the Georgia team to see action in all 44 games of his collegiate career, Grant proved to be a durable workhorse. During his three years as a starter, Georgia posted a 27-9 record, won three consecutive bowl games and was a fixture in the Associated Press Top 20. Grant finished second on the team with 69 tackles as a senior after leading the Bulldogs with 120 tackles as a junior. No other Georgia player had more than 100 tackles, and Grant had more unassisted tackles (80) than all but two of his teammates had total tackles. In his first year as a starter, Grant finished second on the team with 81 tackles from his weakside linebacker position as a sophomore.


**PERSONAL:** A first team all-state linebacker at Dunwoody High School in Atlanta, GA, Orantes Laquay Grant was named to the Top 50 in Georgia list by the *Atlanta Journal-Constitution*. He also earned the DeKalb County Defensive Player of the Year award for recording 130 tackles as a senior linebacker. He also carried the ball 78 times for 570 yards as a tailback. He was a three-year starter, including one season at tight end on the 1993 undefeated state championship team. Grant majored in child and family development at Georgia, where he worked under Cowboys' linebackers coach George Edwards in 1997.

## GRANT'S COWBOYS TOTALS

Year	Tackles			Sacks	Tkl/Loss	QB Press.	Passes Def.	For. Fum.	Special Teams		
	Solo	Ast.	Tot.						Solo	Ast.	Tot.
2000	1	0	-	1	0.0 (0)	0	1	0	7	4	- 11

Year	Opponents' Fumbles Recovered			
	No.	Yds.	Avg.	Long
2000	2	0	0.0	0



## Darren Hambrick

### Linebacker

6'2" ★ 227 ★ 8/30/75

South Carolina

D5a for '98 (130th overall)

NFL: 4th Year ★ Cowboys: 4th Year



**GAMES/STARTS** (regular season, playoffs): 1998 (14/0, 1/0), 1999 (16/12, 1/1), 2000 (16/16). Total - 46/28, 2/1.

**PRO:** The Dallas Cowboys uncovered a productive starter late in the NFL Draft when they selected Darren Hambrick with the first of two fifth round choices (130th overall) in 1998. Hambrick, an athletic linebacker with size and range, has quickly moved from a special teams player to a starting linebacker to the team's leading tackler. After seeing most of his playing time on special teams as a rookie, Hambrick used his speed, tenacity and aggressive style of play to move into the starting strong-side linebacker spot prior to his second season. In his third year, he posted a career-high and team leading 154 tackles. His rise has proven what a valuable asset he is to the Cowboys defensive scheme and how much more will be expected of him in 2001.

**2000:** In just his second season as a starter, Hambrick led the team with 154 tackles, shattering his previous career-best of 62 stops in 1999 by 92 tackles. His 154 stops were the most by a Dallas defender since Brock Marion recorded 158 in 1997. Hambrick also established a new career-high with three tackles behind the line of scrimmage. He posted eight stops and a tackle for a loss against Philadelphia (9/3) in the season opener. He finished second on the team with 10 tackles at Arizona (9/10) despite suffering a sprained left knee in the first quarter. The Cardinals game marked the first time in his young career he posted double-digit tackles. He again finished second on the team with 11 stops at Washington (9/18) before topping that figure with 12 tackles against San Francisco (9/24). He registered nine tackles at Carolina (10/1) and nine more stops, along with a sack, at the N.Y. Giants (10/15). He tallied eight stops against Arizona (10/22) to raise his season total to 67 in just seven games, eclipsing his previous career-high of 62 tackles in a season. He posted a career-high 14 tackles against Jacksonville (10/29). At Philadelphia (11/5), he was second on the team with 13 tackles to help hold the Eagles' running backs to





77 yards on 25 carries (3.1 avg.). He recorded seven stops and broke up a pass in helping limit Cincinnati (11/12) to 195 total yards. He tied his career-high with a team leading 14 stops at Baltimore (11/19) and was second on the squad with five tackles against Minnesota (11/23). Hambrick again tied his career-high with 14 tackles at Tampa Bay (12/3), including a stop behind the line of scrimmage. He helped limit Washington's (12/10) Stephen Davis, the NFC's third-leading rusher, to 57 rushing yards with two tackles. Against the N.Y. Giants (12/17), Hambrick tied for the team lead with 11 tackles, his eighth double-digit tackle game of the season, to help hold the Giants to 3.2 rushing yards-per-carry. He closed the season at Tennessee (12/25) with seven stops, a pressure and a pass defended.

**1999:** While facing the daunting task of becoming a starter in only his second NFL season, Hambrick responded by finishing the year eighth on the team with 62 tackles. He also contributed 2.5 sacks, three quarterback pressures, two interceptions and a forced fumble. Officially, Hambrick started 12 of the Cowboys 16 regular season games, but he was held out of the first play of the other four games as the Dallas defense opened the game with its 45 package. Hambrick earned his first career start at Washington (9/12) and responded with seven tackles. Two weeks later, in the win over Arizona (10/3), Hambrick turned in one of his most productive career outings, while also accomplishing two key milestones. In addition to registering six tackles in the Cowboys win over the Cardinals, Hambrick picked up his first career sack and his first career interception. He returned the fourth quarter interception 25 yards. Two weeks later at New York (10/18), he recorded his second sack of the season. In the Cowboys 27-13 win over Green Bay (11/14), Hambrick had two tackles and a tackle for a loss in helping limit the Packers to 40 yards rushing. In the big Thanksgiving Day win over Miami (11/25), Hambrick recorded three tackles as the Cowboys shutout Miami and limited the Dolphins 69 yards rushing. He recorded a season-high eight tackles at New England (12/5) before posting his second career interception against Philadelphia (12/12). He did not start the next week against the N.Y. Jets (12/19) because Dallas opened the game with its 45 package, but he came on to record seven tackles. On Christmas Eve at New Orleans (12/24), Hambrick recorded four tackles, two quarterback pressures and a sack as the Dallas defense limited Ricky Williams to 61 yards rushing on 23 carries (2.7 avg.). In the playoff loss at Minnesota (1/9/00), he tied for second on the team, and was the leader among linebackers, with a then career-high 10 tackles.

**1998:** Hambrick excelled on the Cowboys special teams units during his rookie campaign, finishing second on the team with 18 special teams tackles. His play helped Dallas lead the NFL in kickoff coverage (18.5 yards-per-return) and finish third in punt coverage (6.2). In the season opener against Arizona (9/6), he broke-up his first NFL pass. At Chicago (10/18), Hambrick led the team with three special teams tackles and forced a fumble on a first quarter kickoff that was recovered at the Bears 29-yard line to set up a Dallas field goal. He totaled two special teams stops at Philadelphia (11/2) while breaking up a fourth quarter pass from the strongside linebacker position. He led the team with four special teams tackles and a forced fumble against Minnesota (11/26). He tied for the team lead with two special teams tackles against Philadelphia (12/20), and he closed the season against Washington (12/27) by tying for the team lead with three special teams stops and helping limit Brian Mitchell to an 11.4 average on five kickoff returns. In his first postseason action against Arizona (1/2/99), Hambrick registered a season-high four defensive tackles and broke up a pass.

**COLLEGE:** Hambrick opened his senior season at South Carolina as the starting weakside linebacker before fracturing his left fibula in the season opener. He missed the next seven games before returning for the final three games. After sitting out 1995 under NCAA transfer rules, Hambrick earned second-team All-SEC honors as a junior at South Carolina after posting 83 tackles, four tackles for losses and 1.5 sacks. As a sophomore at the University of Florida in 1994, Hambrick saw action in every game and recorded 59 tackles and two interceptions. Hambrick was the only true freshman to start a game on defense for the Gators when he started three games in 1993. He saw action in all 13 games and earned third-team Freshman All-America and SEC All-Freshman honors after totaling 46 tackles and two interceptions. Hambrick also competed in the high jump and long jump for the Florida track team in 1993 and 1994.

**PERSONAL:** Hambrick earned prep All-America, all-state and area defensive MVP honors after totaling 140 tackles as a senior at Pasco, FL, High School. As a junior, he led the team to the class AAA state title. As a member of the track team, he became the first athlete in Florida history to qualify for five events at the state track meet, and he high jumped 7'1 3/4" as a senior. Hambrick's brother, Troy, is a running back on the Cowboys roster and his uncle, Jim "Mudcat" Grant, is a former major league pitcher.

## D. HAMBRICK'S COWBOYS TOTALS

Year	Tackles			Sacks	Tkl/Loss	QB Presses		For. Fum.	Special Teams		
	Solo	Ast.	Tot.			Def.	Solo		Ast.	Tot.	
1998	1	1	2	0.0 (0)	0(0)	0	2	2	11	7	18
1999	37	25	62	2.5 (-21)	1(-4)	3	3	1	3	7	10
2000	78	76	154	1.0 (-4)	3(-6)	3	3	0	1	3	4
Totals	116	102	218	3.5 (-25)	4(-10)	6	8	3	15	17	32
<b>Playoffs</b>											
1998	1	3	4	0.0 (0)	0(0)	0	1	0	0	0	0
1999	4	6	10	0.0 (0)	0(0)	1	0	0	0	0	0
Totals	5	9	14	0.0 (0)	0(0)	1	1	0	0	0	0

Year	No.	Interceptions			
		Yds.	Avg.	Long	TD
1999	2	44	22.0	25	0

**Single-Game Bests**  
 Tackles - 14 vs. Jacksonville, 10/29/00;  
 @ Baltimore, 11/19/00 and  
 @ Tampa Bay, 12/3/00  
 Solo Tackles - 9 @ Tampa Bay, 12/3/00  
 Quarterback Pressures - 2 @ New Orleans, 12/24/99  
 Passes Defended - 2 vs. Philadelphia, 12/12/99



# Troy Hambrick

# 42

## Running Back

6'1" ★ 235 ★ 11/6/76

Savannah State

FA for '00

NFL: 2nd Year ★ Cowboys: 2nd Year

**GAMES/STARTS:** 2000 (3/0).

**PRO:** The Dallas Cowboys saw a big, physical running back with deceptive speed in the open field when they signed Troy Hambrick as a rookie free agent in 2000. Hambrick, who saw time as a fullback and tailback during his first training camp and while on the practice squad last year, has been a productive back since the beginning of his collegiate career. In four college seasons and his first NFL season, he has averaged 5.7 yards-per-rush on 491 carries. This type of production, along with his size and ability to play both backfield positions have Dallas coaches excited about his future.


**2000:** Hambrick signed with Dallas as a rookie free agent on June 1 and rushed for 67 yards on 20 carries in five preseason games while catching five passes for 19 yards. He was released Aug. 27 and signed to the Cowboys practice squad Aug. 29. He remained on the practice squad for the first 14 weeks of the season before being moved to Dallas' active roster Dec. 8. He recorded a special teams tackle in his first professional game against Washington (12/10). Two weeks later in the season finale at Tennessee (12/25), he led the team in rushing with 28 yards on six carries (4.7 avg.) after replacing Emmitt Smith in the fourth quarter. Hambrick also led the team with two special teams tackles against the Titans.

**COLLEGE:** Hambrick transferred from South Carolina to Savannah State as a senior in 1999 and proceeded to lead the Southern Intercollegiate Athletics Conference in scoring (116 points) while finishing third in rushing (1,189 yards on 183 carries - 6.5 avg.). He finished the year with 18 touchdowns while catching 14 passes for 111 yards and a touchdown. He left South Carolina after rushing for 1,526 yards over his three years as a Gamecock to rank 18th on the school's all-time rushing list. In Hambrick's final season at USC, he led the team with 701 rushing yards and four touchdowns on 144 carries (4.9 avg.) while catching 22 passes for 166 yards. As a sophomore, he rushed for 604 yards and five scores on 115 carries (5.3 avg.) to lead the team while posting 18 receptions for 143 yards. While carrying the ball 43 times for 281 yards (6.5 avg.) and five touchdowns as a freshman, Hambrick became the first freshman in South Carolina history to rush for more than 100-yards in consecutive games.

**PERSONAL:** After rushing for 1,731 yards and 36 touchdowns as a senior at Pasco, FL, High School, Hambrick was named all-state, to the Florida Super 24 Senior Team and *Tampa Tribune* Player of the Year. He was also named Sunshine Athletic Conference Player of the Year and played in the Florida-Georgia All-Star Game. Troy's brother is Cowboys linebacker Darren Hambrick, and his uncle is former major league pitcher Jim "Mudcat" Grant.

### T. HAMBRICK'S COWBOYS TOTALS

Year	No.	Rushing Yds.	Avg.	Long	TD	Additional Statistics
2000	6	28	4.7	13	0	Special Teams Tackles: 2000 (1-2 - 3).



# Jackie Harris

# 88

## Tight End

6'4" ★ 250 ★ 1/4/68

Northeast Louisiana

UFA(Tenn.) for '00

NFL: 12th Year ★ Cowboys: 2nd Year

**GAMES/STARTS** (regular season, playoffs): 1990 (16/3 - G.B.), 1991 (16/6 - G.B.), 1992 (16/11 - G.B.), 1993 (12/12 - G.B.), 1994 (9/9 - T.B.), 1995 (16/16 - T.B.), 1996 (13/12 - T.B.), 1997 (12/11, 1/1 - T.B.), 1998 (16/16 - Tenn.), 1999 (12/2, 4/2 - Tenn.), 2000 (16/7). Total - 154/105, 5/3 (Dallas 16/7).

**PRO:** Entering his 12th NFL season, Jackie Harris brings invaluable veteran experience, leadership and pass catching ability to the tight end position for Dallas. Harris's smooth route running ability and reliable hands give Dallas a solid tandem at tight end where he joins David LaFleur, one of the game's more physical players at the position. A former All-Pro in Green Bay (1992), Harris is regarded as one of the NFL's finest pass-catching tight ends, and he has finished near the top of the tight ends' receptions list several





times throughout his career. With stops in Green Bay, Tampa Bay and Tennessee, he has amassed 378 receptions for 4,186 yards and 23 touchdowns over his 11-year career. He was a member of the 1999 AFC Champion Tennessee team that lost to St. Louis in Super Bowl XXXIV.

**2000:** Harris made a visible impact in his first year in Dallas by leading the team with a career-high five touchdown catches while ranking second on the club with 39 receptions and third with 302 receiving yards. Harris finished the year third in the NFC among tight ends in receptions. His yardage totals were good for eighth in the NFC among tight ends. In the loss to Arizona (9/10), Harris led all Dallas receivers with seven receptions for 56 yards, including his first touchdown as a Cowboy on a one-yard pass from Randall Cunningham. His seven catches in that game, four of which were good for a first down, were the most by a Dallas tight end since Eric Bjornson had seven at the N.Y. Giants on Oct. 5, 1997. The following week at Washington (9/18), Harris had two receptions for 28 yards and scored the game winning points on a 16-yard touchdown pass from Cunningham. In the loss to the 49ers (9/24), Harris registered the first multiple-touchdown game of his career with scoring receptions of 16 and 11 yards. In the overtime win at Carolina (10/1), Harris had three receptions for 20 yards and moved past the 4,000 career receiving yard mark. He also hauled in a critical two-point conversion reception from Troy Aikman that gave Dallas a 10-7 lead. Harris picked up his fifth scoring catch of the year in the overtime loss to Jacksonville (10/29) on a 13-yard pass from Aikman on the game's opening drive. In the overtime loss at Philadelphia (11/5), he missed some second half action as the result of tendinitis in his right ankle. On Thanksgiving Day against the Vikings (11/23), Harris had two catches for 21 yards before being knocked out of the game with a sprained left knee in the fourth quarter. He returned to action the following week at Tampa Bay (12/3), and then against Washington (11/23) he recorded two receptions for 20 yards. Harris had three receptions for 28 yards against the N.Y. Giants (12/17) before tying for the team lead with two receptions at Tennessee (12/25).

**1999:** Harris finished his second season in Tennessee with 26 receptions for 297 yards and a touchdown. He missed the season opener against Cincinnati (9/12) recovering from broken ribs. Against Cleveland (9/19), he caught two passes for 16 yards. He missed the next three games with a strained hamstring. He returned against St. Louis (10/31) and caught a team-high three passes for 44 yards. He again led the Titans at Miami (11/7) with five receptions for 32 yards, earning him a start at Cincinnati (11/14), where he posted three grabs for 21 yards. He caught three passes for 16 yards the next week against Pittsburgh (11/21) and three passes for a team-high 44 yards at Cleveland (11/28). At Baltimore (12/5), he started and made four catches for 52 yards. Against Jacksonville (12/26), Harris caught three passes for 72 yards, including a 62-yard touchdown reception. In Tennessee's AFC Wild Card Playoff Game against Buffalo (1/8/00), he tied for the team lead with four receptions for 20 yards. Two weeks later at Jacksonville (1/23/00) in the AFC Championship Game, Harris started in a two tight end formation and tied for the team high with three receptions for 33 yards. He started again in a two tight end formation in Super Bowl XXXIV against St. Louis (1/30/00) and led the Titans with seven catches for 64 yards. With 14 postseason catches for a team-high 117 yards, Harris tied for the team lead in postseason receptions.

**1998:** After signing with the Oilers on March 11, Harris proceeded to close his first season in Tennessee second on the team with 43 receptions for 412 yards and two touchdowns while starting 16 games for only the second time in his career. He opened the season with two catches for 27 yards at Cincinnati (9/6) before posting three catches for 37 yards, including a reception on a fake punt, against San Diego (9/13). The next week at New England (9/20), he grabbed a season-high six passes for 35 yards, and he caught three passes for 17 yards against Jacksonville (9/27). Harris then led the team with four receptions for 45 yards at Baltimore (10/11). He caught an 18-yard halfback option pass for a touchdown against Cincinnati (10/18), and he led the Titans with six catches for 53 yards against Chicago (10/25). Against Pittsburgh (11/15), he totaled two receptions for 29 yards before catching three passes for 29 yards, including the 300th reception of his career, against the N.Y. Jets (11/22). At Jacksonville (12/13), Harris totaled 17 yards on four catches, including a four-yard touchdown. He then paced the team with four catches for a season-high 83 yards, including a season-long 32 yarder, in the season finale against Minnesota (12/26).

**1997:** Harris saw action in 12 games for Tampa Bay while battling a groin injury for most of the season. He tallied his lone touchdown of the year, a five-yarder, at Minnesota (9/14). Against Minnesota (10/26), he left the game in the first quarter with a pulled groin and did not return to action. He missed games at Indianapolis (11/2) and Atlanta (11/9) due to the groin injury. He returned to action against New England (11/6) and caught three passes for 51 yards, including a 25-yarder. He totaled a season-best 54 yards, including a season-long 39-yard grab, on three receptions at Chicago (11/23). Following the game against Green Bay (12/7), Harris underwent surgery to repair a hernia and missed the last two games of the regular season. He returned to start a wild card playoff game against Detroit (12/28), recording his first career postseason reception for four yards. He was placed on injured reserve prior to the divisional playoff game at Green Bay (1/4/99) due to complications from the hernia surgery.

**1996:** Despite missing three games due to injury, Harris finished fourth among Buc receivers with 30 receptions for 349 yards and a touchdown. At Detroit (9/8), he caught four passes for 31 yards before totaling a season-high five receptions for a team-best 96 yards at Denver (9/15), including a 36-yard grab on third-and-19. He suffered a cervical strain on the second play of the Seattle (9/22) game and did not return. He re-aggravated the strain in the fourth quarter against Detroit (9/29). He returned to action against Minnesota (10/13) and tied for the team lead with five catches before suffering a sprained MCL in his left knee at Arizona (10/20). He missed the next three games due to the sprain. He returned to action against New Orleans (11/24) and caught four passes for 63 yards before totaling four grabs for 52 yards at Carolina (12/1). He recorded his only touchdown of the year and a two-point conversion against Washington (12/8).

**1995:** While starting all 16 games for the first time in his career, Harris posted career bests with 62 receptions and 751 yards to lead Tampa Bay in receiving. His 62 catches was the highest total ever recorded by a Buc tight end, and it tied Jay Novacek of Dallas for the most catches by a tight end in the NFC. His 751 receiving yards led all NFC tight ends. At Cleveland (9/10), Harris totaled a game-high eight catch-



es for 95 yards. He registered the most prolific day by a Buccaneer tight end in seven years at Carolina (10/1) when he totaled 108 yards on five catches. He sprained an ankle in the second quarter against Jacksonville (11/19) and did not return. The next week, Harris established a new Buc's single game record for receptions by a tight end with 10 catches for 122 yards – second highest yardage total of his career – at Green Bay (11/26).

**1994:** Harris received an offer sheet from Tampa Bay on June 15 and signed with the Bucs as a restricted free agent on June 22 after Green Bay chose not to match the Bucs offer. He finished the year with 26 receptions for 337 yards and three touchdowns. He totaled four grabs for a season-best 96 yards, including a 48-yarder, against Indianapolis (9/11) before scoring Tampa Bay's only touchdown against New Orleans (9/18). He registered a season-high six receptions for 58 yards and a touchdown at Atlanta (10/9). He scored a two-point conversion at San Francisco (10/23) before suffering a shoulder subluxation against Chicago (11/6). He was inactive the next two weeks before undergoing surgery and being placed on injured reserve Nov. 22. At the time of his injury, he was second in catches among NFC tight ends.

**1993:** Harris started 12 games for Green Bay, totaling 42 catches for 604 yards (14.4 avg. – career-high) and four touchdowns to rank third on the team. He opened the season with five catches for 92 yards against the L.A. Rams (9/5). He was named NFC Offensive Player of the Week after grabbing five passes for 128 yards, including a career-long 66-yard touchdown, against Denver (10/10). His 128 receiving yards established a Packer single-game receiving yardage record for tight ends, and his 66-yarder was the Packers' longest reception of the season. He then caught a 51-yard pass at Tampa Bay (10/24) two weeks later. Harris underwent arthroscopic surgery on Nov. 18 to repair a meniscus tear in his left knee. He returned to action at Chicago (12/5) and registered six receptions for 72 yards. He missed the last two regular season games and two playoff games due to his knee injury.

**1992:** Harris totaled 55 receptions for 595 yards and two touchdowns to finish second on the team and second in receptions among NFL tight ends (Jay Novacek – 68). Harris and wide receiver Shannon Sharpe led all NFL receiving duos with a combined 2,056 receiving yards. His efforts earned Harris All-Pro honors. He tied the Packers' single-game record for receptions by a tight end at the N.Y. Giants (11/8), totaling nine catches for 87 yards. He totaled eight receptions for 98 yards one week later against Philadelphia (11/15). He recorded a 40-yard reception at Chicago (11/22) and against Tampa Bay (11/29), he scored the winning touchdown on a nine-yard, fourth quarter catch.

**1991:** Harris finished fourth on the team with 24 catches for 264 yards and three touchdowns while playing in 16 games, including six starts in two tight end formations. He was also Green Bay's second leading special teams tackler with 14. Against Tampa Bay (9/15), he downed a Packer punt at the Bucs' two-yard line to set up a Green Bay safety, which provided the winning margin in a 15-13 victory. He totaled four receptions at the L.A. Rams (9/29) before registering touchdown catches against Buffalo (11/10) – his career first – and Minnesota (11/17). He caught four passes at Atlanta (12/1) and scored his third touchdown of the year at Chicago (12/8).

**1990:** Harris played in all 16 games as a rookie, starting three in two tight end formations. He registered 12 receptions for 157 yards while leading the Green Bay special teams with 22 tackles. He caught a season-high three passes for 43 yards against Seattle (12/9). He was drafted in the fourth round (102nd overall) of the NFL Draft by the Packers.

**COLLEGE:** Harris was a three-year starter at Northeast Louisiana, leaving as the school's all-time leading receiver with 147 catches for 2,107 yards and 14 touchdowns. He earned All-America and All-Southern Conference honors after catching 54 passes for 661 yards and seven touchdowns as a senior in 1989. Despite missing half of his junior season with a knee injury, he managed to catch 43 passes for 512 yards and two scores, including registering a school and conference single-game record 16 receptions against Lamar. He earned second-team all-conference honors as a sophomore and was on the receiving end of Stan Humphries' 48-yard, game-winning touchdown pass against Northwestern (LA) State. He was one of only three true freshmen to play for Northeast Louisiana in 1986.

**PERSONAL:** Jackie Bernard Harris lettered in football, basketball and track at Dollarway High School in Pine Bluff, AR. He played wide receiver and defensive back while leading the team to the state finals as a senior, earning all-state honors. The criminal justice major has donated extensive time to working with underprivileged youth in Arkansas. Harris has his Arkansas real estate license and owns and operates three Christian radio stations in Pine Bluff. Jackie and wife Letrece have two sons, Jackie, Jr. (4/27/94) and Joshua (12/4/95).

## HARRIS' NFL TOTALS

Year	No.	Receiving				TD
		Yds.	Avg.	Long	TD	
1990 (G.B.)	12	157	13.1	26	0	
1991 (G.B.)	24	264	11.0	35	3	
1992 (G.B.)	55	595	10.8	40	2	
1993 (G.B.)	42	604	14.4	66t	4	
1994 (T.B.)	26	337	13.0	48t	3	
1995 (T.B.)	62	751	12.1	33	1	
1996 (T.B.)	30	349	11.6	36	1	
1997 (T.B.)	19	197	10.4	39	1	
1998 (Tenn.)	43	412	9.6	32	2	
1999 (Tenn.)	26	297	11.4	62t	1	
2000	39	306	7.8	21	5	
Totals	378	4,186	11.1	66t	23	
<b>Playoffs</b>						
1997 (T.B.)	1	4	4.0	4	0	
1999 (Tenn.)	14	117	8.4	21	0	
Totals	15	121	8.1	21	0	

## Single-Game Bests

Receptions – 10 at Green Bay, 11/26/95  
 Receiving Yards – 128 vs. Denver, 10/10/93  
 Long Reception – 66 vs. Denver, 10/10/93  
 Touchdowns – 2 vs. San Francisco, 9/24/00


## Additional Statistics

Special teams tackles: 1990 (22); 1991 (14); 1994 (1).  
 Totals – 37.  
 Fumble recoveries: 1991 (1).  
 Forced fumbles: 1990 (1).

## 100-Yard Receiving Games

128 vs. Denver, 10/10/93 (5 rec.)  
 122 @ Green Bay, 11/26/95 (10 rec.)  
 108 @ Carolina, 10/1/95 (5 rec.)





# Duane Hawthorne

## Cornerback

5'10" ★ 175 ★ 8/26/76

Northern Illinois

FA for '99

NFL: 3rd Year ★ Cowboys: 3rd Year



**GAMES/STARTS** (regular season/playoffs): 1999 (13/0, 1/0), 2000 (14/0), Total- 27/0 1/0.

**PRO:** After returning from the Scottish Claymores of NFL Europe, Duane (pronounced DUH-wann) Hawthorne joined the Cowboys at their 2000 training camp. After playing a full season of NFL football in 1999 and a full spring of NFL Europe, he was slowed a bit by fatigue, but managed to show coaches he still had the ability to deliver big-play dividends. Hawthorne originally signed as a rookie free agent and impressed the coaching staff from day one. Filling in for fallen teammates throughout his rookie season, Hawthorne posted three interceptions, the most by a Dallas rookie since another former rookie free agent, Everson Walls (11 in 1981). Hawthorne provides Dallas with an aggressive, quick corner that has two years of NFL experience under his belt.

**2000:** Hawthorne spent the spring starting at cornerback for the Scottish Claymores in NFL Europe, where he earned co-defensive MVP honors and tied for the league lead with four interceptions. He was a key part of a Claymores defense that led the league in pass defense and limited opponents to 178 yards passing-per-game on their way to a 6-4 regular season record and a berth in the World Bowl. He returned to the Cowboys and saw limited playing time in 14 games. At Arizona (9/10), Hawthorne forced a fumble on a Cardinals' kickoff return. He tied for the team lead with two special teams tackles while helping limit Michael Bates to 22.3 yards-per-kickoff return at Carolina (10/1). He was deactivated against Jacksonville (10/29) and at Philadelphia (11/5), but he returned to the field against Cincinnati (11/12) and saw fourth quarter action in dime packages while recording two special teams tackles on kickoff coverage units. Against Washington (12/10), he recorded a special teams tackle and helped limit the Redskins to a 17.9 yard average on eight kickoff returns. He broke up a third down pass to force a punt and added a special teams tackle against the N.Y. Giants (12/17).

**1999:** The only rookie free agent to make the Cowboys roster coming out of training camp, Hawthorne went on to tie for second on the team with three interceptions. His three interceptions were the most by a Dallas rookie since 1981 when Everson Walls recorded 11 and Michael Downs had 7. Playing primarily in the Cowboys nickel and dime packages, Hawthorne recorded 27 tackles and broke up seven passes. The season started slowly for Hawthorne, who saw his first NFL action in the season opener at Washington (9/12), recording a special teams tackle. Hawthorne would make a name for himself off the Arizona Cardinals before the year was over. In the first meeting with Arizona (10/3), Hawthorne recorded his first career interception by picking off a Jake Plummer pass in the third quarter while also adding three tackles on the day. After watching from the sidelines the next two weeks as a game-day deactivation, Hawthorne found his way onto the field at Indianapolis (10/31) in the nickel package and recorded one tackle. Against Green Bay (11/14), he recorded two special teams tackles and helped limit the Packers to two punt returns for no yards and four kickoff returns for a 16.0-yard average. Hawthorne fed off the Cardinals again in November when Dallas traveled to Arizona (11/21), seeing considerable action at cornerback when Kevin Smith was forced from the game with a hamstring injury. He responded with his second interception of the season, along with three tackles and a game-high three passes defended as the Cardinals were limited to 105 yards passing and 207 total yards. With Smith still out of the lineup on Thanksgiving Day, Hawthorne saw time at cornerback against Miami (11/25) and recorded his third interception of the season, picking off a Dan Marino delivery, along with three tackles. Hawthorne took over in the nickel defense against Philadelphia (12/12) when Kevin Mathis was lost in the first quarter with a sprained knee and went on to record three tackles – helping limit the Eagles to 143 yards passing. With Smith and Mathis out with injuries, Hawthorne recorded a season-high five tackles at New Orleans (12/24). In the season finale against the N.Y. Giants (1/2/00), he recorded four tackles and helped limit the Giants starting wide receivers, Amani Toomer and Ike Hilliard, to seven receptions for 72 yards on the day.

**COLLEGE:** Hawthorne finished his career at Northern Illinois with nine interceptions. As a senior, he was the team's fifth leading tackler with 65, while adding 10 passes defended and four interceptions. As a junior, Hawthorne earned All-MAC honors after leading the team with three interceptions and five passes defended. He was nominated for MAC Player of the Week honors after registering two interceptions and five tackles against North Carolina State. As a sophomore, Hawthorne was second on the team with two interceptions and seven pass deflections while recording 40 tackles. As a freshman, Hawthorne totaled eight tackles, forced a fumble and deflected a pass in only eight snaps against the third ranked Florida Gators.

**PERSONAL:** A physical education major, Hawthorne was the team MVP, all-Suburban East Conference, all-district and all-metro as a senior at Ladue High School in St. Louis, MO. A two-way star, he completed 44-of-91 passes for 811 yards and six touchdowns and rushed for 748 yards and four touchdowns on 64 carries as a quarterback while totaling 102 tackles, seven passes defended and five



interceptions as a cornerback his senior season. He lettered three times in football, twice in track and once in basketball while winning the conference 400-meters and running on the 4x400 relay team. Hawthorne joined several members of the Cowboys' secondary for the Second Annual Dallas Cowboys/United Way Hometown Huddle. The group of players went to the Salvation Army, Carr P. Collins Social Services Center and served lunch to the homeless and visited with children in the daycare.

## HAWTHORNE'S COWBOYS TOTALS

Year	Tackles			Sacks	Tkl/ Loss	QB Press.	Passes Def.	For. Fum.	Special Teams		
	Solo	Ast.	Tot.						Solo	Ast.	Tot.
1999	20	7	27	0.0 (0)	0(0)	0	7	0	3	4	7
2000	1	0	1	0.0 (0)	0(0)	0	2	1	3	3	6
Totals	21	7	28	0.0 (0)	0(0)	0	9	1	6	7	13

Year	No.	Interceptions			Long	TD	Single Game Bests	
		Yds.	Avg.	Tackles			Passes	
1999	3	2	-0.7	0	0	5 @ New Orleans, 12/24/99	3 @ Arizona, 11/21/99	



## Damon Hodge

### Wide Receiver

6'1" ★ 192 ★ 2/16/77

Alabama State

FA for '00

NFL: 2nd Year ★ Cowboys: 2nd Year



**GAMES/STARTS:** 2000 (9/0).

**PRO:** Damon Hodge took full advantage of his opportunity as a rookie

free agent in 2000 to make a name for himself. A good sized receiver that impressed coaches with his strong work habits and ability to learn, Hodge earned a spot on the Cowboys practice squad after turning heads with his field awareness and hands during training camp. He will be counted on to continue his development and become an even bigger contributor in 2001.

**2000:** Hodge signed with the Cowboys on April 19 as a rookie free agent. He recorded five receptions for 58 yards in five preseason games but was released Aug. 27. He was then signed to the Cowboys practice squad. Following a string of injuries that left the club thin at receiver, Hodge was moved to the active roster on Oct. 11. He made his NFL debut at the N.Y. Giants (10/15) and recorded three receptions for 52 yards (17.3 yard average) seeing action as the club's number two receiver in place of James McKnight (bruised shoulder). Hodge saw limited playing time over the next eight weeks but did record his first career special teams tackle against Jacksonville (10/29). At Tampa Bay (12/3) he added his fourth reception of the season with an eight-yard grab. Hodge was a game-day deactivation for the season finale at Tennessee (12/25).

**COLLEGE:** Hodge earned Black College All-America honors for recording a school record 83 receptions for 1,023 yards as a junior at Alabama State. As a senior, he closed his final collegiate season second on the Alabama State receiving list with 38 catches for 428 yards and three touchdowns. He finished his career as the school's career-receptions leader with 176 catches during his four-year stint at ASU. His 2,280 career receiving yards are the second highest total in school history, and his 134 career points – 21 touchdowns and four two-point conversions – rank sixth on the Hornets' all-time scoring list. Hodge first emerged as Alabama State's big-play receiver during his sophomore campaign, totaling 53 receptions for 737 yards and nine touchdowns. He also posted a team-high 58 points – nine touchdown catches and two two-point conversions.


**PERSONAL:** The physical education major was a trombone playing member of the A.L. Johnson High School band in Thomaston, AL, before joining the football team as a senior. In his only year of prep football, Hodge earned Bluechip All-America honors. He was also a three-year letterman for the Johnson basketball team. Hodge joined several members of the Cowboys wide receiver corps for the Hormel Hams for the Holidays program. The group of players visited the Salvation Army Irving Corp and distributed 500 hams to families in need during November. The group also spent time with the toddlers at the Gene & Jerry Jones Family Center for Children. Damon has a son, Damon, Jr.

## HODGE'S COWBOYS TOTALS

Year	Receptions				Long	TD
	No.	Yds.	Avg.	Yds.		
2000	4	60	15.0	20	0	

**Additional Statistics**  
Special Teams Tackles: 2000 (0 – 1 – 1).





# Raghib Ismail

## Wide Receiver

5'11" ★ 183 ★ 11/18/69

**Notre Dame**

**UFA(Carolina) for '99**

**NFL: 9th Year ★ Cowboys: 3rd Year**



**GAMES/STARTS** (regular season/postseason): 1993 (13/0, 1/0-Raid.), 1994 (16/0-Raid.), 1995 (16/15-Raid.), 1996 (13/5, 2/0-Car.), 1997 (13/2-Car.), 1998 (16/15-Car.), 1999 (16/14, 1/1), 2000 (9/9). Total - 112/60, 4/1

(Dallas 25/23, 1/1).

**PRO:** As one of the Cowboys biggest free agent signs, Raghib "Rocket" Ismail (Rah-GIBB ISS-my-ell) came to Dallas with high expectations and immediately showed the game breaking ability that earned him his nickname. Signed as an unrestricted free agent on April 15, 1999, he immediately filled a void at speed receiver for the Dallas offense. In 2000, the Cowboys traded for Joey Galloway, creating, arguably, the fastest tandem of starting receivers in the NFL. After both receivers suffered season-ending knee injuries during the 2000 season, the 2001 season should be the NFL's first true glimpse of this game breaking tandem. Ismail has shown consistent improvement since coming into his own with Carolina in 1997, posting career-high figures for receptions and yardage for three consecutive years: 36 receptions for 419 yards in 1997, 69 for 1,024 in 1998 and 80 for 1,097 in 1999. Ismail has not only shown an ability to stretch defenses in the passing game, but he has also shown a knack for creating a big-play carrying the ball. His explosiveness forces defenses to account for his ability to go the distance from any spot on the field.

**2000:** Ismail was off to another productive season, posting 25 receptions for 350 yards and a touchdown while carrying the ball eight times for 73 yards, before his season came to an abrupt end in Week 10 when he tore the anterior cruciate ligament in his right knee. He opened the season against Philadelphia (9/3) by catching two passes for 36 yards while posting the longest rush of his career, a 37-yarder on an end around. He registered five receptions for 69 yards at Arizona (9/10), and he tied for the team lead with three catches for 65 yards at Washington (9/18), including receptions of 44 and 15 yards on the Cowboys fourth quarter, game-winning touchdown drive. He also carried the ball twice for 30 yards against the Redskins. He caught two passes for 38 yards against San Francisco (9/24) before leaving the game with a sprained left ankle in the second half. The next week at Carolina (10/1), he posted three receptions for 25 yards, including the 300th reception of his career, before leaving the game in the third quarter with a right calf contusion. He tallied two catches for 14 yards at the N.Y. Giants (10/15), and he posted his only touchdown catch of the season on a 24-yard grab against Arizona (10/22). He finished the Cardinals game with two receptions for 46 yards and one rush for 11 yards, with all three touches resulting in first downs. He tied his season-high with five receptions for 57 yards against Jacksonville (10/29), with four of his catches giving Dallas a first down. Ismail saw his streak of consecutive games with a reception snapped at 53 at Philadelphia (10/29) when he tore the ACL in his right knee while blocking for Emmitt Smith on a first quarter run. Ismail underwent reconstructive surgery to repair the knee on Nov. 7 and was placed on reserve/injured on Nov. 8.

**1999:** In the spring of 1999, Ismail joined the Dallas Cowboys and finished the year as the team's leader in receptions and yardage with career-best totals of 80 catches - eighth best in the NFC - for 1,097 yards - 11th in the NFC. In compiling those numbers, he became the first person other than Michael Irvin to lead the team in receiving since Kelvin Martin in 1990. In addition to his receiving milestones, Ismail also had career-highs in rushing with 13 carries for 110 yards. He led, or tied for the team lead, in receptions in 13-of-17 games, including eight consecutive games at mid-season, tying Michael Irvin's club record. He was also second on the team with six touchdown receptions, trailing only David LaFlure (seven). Ismail tied for seventh in the NFC, 12th in the NFL, with 25 receptions on third down, 12 of which gave Dallas a first down - leading the team in third down conversion receptions. In his first game as a Dallas Cowboy, Ismail provided the game-winning 76-yard touchdown reception in overtime at Washington (9/12). The touchdown reception from Troy Aikman capped a Dallas comeback that saw the Cowboys erase a 35-14 fourth quarter deficit and was a career-long catch for Ismail. The game winning score marked the second longest overtime touchdown pass and the fifth longest overtime scoring play in NFL history. Ismail led the team with career-highs of eight receptions and 149 yards while adding a 15-yard run on an end around against the Redskins. The following week against Atlanta (9/20), he hauled in a game-long 38-yard reception in the first quarter on third-and-13 to set up an Emmitt Smith touchdown run. Ismail suffered a sprained left shoulder on the play, but he returned to action in the second half. Against Arizona (10/3), Ismail recorded his second 100-yard receiving game of the season with four receptions for 101 yards, including a 63-yard touchdown catch. He also had two carries on end arounds, good for 14 yards. In the Cowboys first loss of the season, at Philadelphia (10/10), he led the team with seven receptions for 88 yards, including a game-long 25-yard catch. He also picked up a first down with a 17-yard end around run. In a Monday night loss at the N.Y. Giants (10/18), three of Ismail's four catches gave Dallas a first down, including two on third down. He ended the night with 74 yards on four catches. Against Washington (10/24), he once again led the team with six receptions for 76 yards, including a 13-yard touchdown catch on the game's opening possession. He also had a 19-yard run on an end





around. In a Monday night loss at Minnesota (11/8), Ismail led the team with seven receptions for 63 yards, including a 24-yard grab. The following week against Green Bay (11/14), he scored on a 37-yard touchdown reception from Jason Garrett, while leading the team with six receptions for 86 yards. In the Thanksgiving Day win over Miami (11/25), Ismail provided the game breaking play with a 65-yard touchdown pass from Aikman that gave Dallas a 17-0 lead midway through the fourth quarter. He also had a 51-yard catch in the fourth quarter to finish the game with five receptions for 125 yards. All of his Thanksgiving Day heroics came after suffering a first quarter concussion that forced him to miss the entire second quarter. Ismail tied his career-high with eight catches for 58 yards at New England (12/5). The following week against Philadelphia (12/12), he tied for the team lead in catches with four for a game-high 52 yards, tying Michael Irvin's club record for leading or tying for the team lead in receptions for eight straight games. Against the N.Y. Jets (12/19), Ismail registered his first rushing touchdown since 1996 with a season-long 27-yard scamper for a score on an end around. The Jets went on to hold Ismail to just one reception, ending his club-record tying streak of eight consecutive games where he led or tied for the team lead in receptions. His one catch against the Jets gave him a career best total of 70 receptions for the season while also putting him over the 1,000 yard receiving barrier for the year. In the playoff clinching win over the N.Y. Giants (1/2/00), Ismail led the team with seven receptions for 62 yards, including his sixth touchdown catch of the season. He capped his most productive career year by providing an outstanding performance in the Cowboys wild card playoff loss at Minnesota (1/9/00), tying his career-best figure for receptions with eight while accounting for a career-high 163 yards (20.4 avg.). In the loss, Ismail posted catches of 45, 30, 25 and 24 yards, and seven of his eight catches gave Dallas a first down, including four on third down. His 163 yards was the second best receiving yardage total in Dallas post-season history, and the eight receptions tied for the fifth best total in the club's postseason history.

**1998:** Ismail was the Panthers leading receiver with 69 catches for 1,024 yards (14.8 average) and eight touchdowns. He also had three rushes for 42 yards. His totals established then team single-season records for receptions and receiving yards, surpassing records previously held by Muhsin Muhammad (68 in 1998) and Mark Carrier (1,002 yards in 1995), while his eight touchdown catches ranked as the second-highest total in team history. Ismail led the team in catches in seven games and tied for the lead in two others while posting three 100-yard receiving games. In the season opener against Atlanta (9/6), Ismail provided a glimpse of what the 1998 season would hold when he caught a team-high six passes for 119 yards, including a 56-yarder for a touchdown. The next week at New Orleans (9/13), he moved into the starting lineup for the injured Rae Carruth (foot) and caught two passes for 12 yards. Against Green Bay (9/27), Ismail led the team with six catches for 71 yards, including a five-yard touchdown. He came back the next week to tie for team-high honors with six catches for 82 yards at Atlanta (10/4). When the Panthers traveled to Dallas (10/11), Ismail led the team with six catches for 117 yards and two touchdowns, marking his second 100-yard receiving contest of the season. His two touchdowns matched his personal best for touchdowns in a game. Ismail caught five passes for 62 yards at Tampa Bay (10/18) and four for 49 yards against Buffalo (10/25). He also added his first carry of the season against the Bills, picking up one yard. With 45 yards receiving against New Orleans (11/1), Ismail surpassed his previous career-high for receiving yards in a season of 513 set in 1994 with Oakland. He finished the day with two receptions, including a 33-yard catch. At San Francisco (11/8), Ismail posted what was then a single-game career-high seven catches for 83 yards, including a 20-yard touchdown reception. He then posted games with five catches for 50 yards against Miami (11/15) and a team-high six catches for 58 yards at St. Louis (11/22). His only catch at the N.Y. Jets (11/29) went for a team season-long 62 yards and set up the Panthers first touchdown. Against the 49ers (12/6), Ismail put on a big-play performance, recording a 40-yard touchdown catch – his longest scoring play of the season – to bring the Panthers back into the game at 28-21 and a career-long 36-yard reverse that set up the game-tying touchdown. After injuring his knee in the fourth quarter after a one catch (16 yards), one carry (five yards) game against Washington (12/13), Ismail returned to the lineup with a team-high five catches for 42 yards against St. Louis (12/20). In the season finale at Indianapolis (12/27), Ismail led the team and matched his career-high with seven catches for 109 yards, including a five-yard touchdown that gave Carolina a 27-19 victory.

**1997:** Ismail recorded a then career-best 36 receptions for 419 yards and two touchdowns in addition to registering four rushes for 32 yards. He began the season as a reserve, recording two receptions for 17 yards against Washington (8/31) and two for 25 at Atlanta (9/7), before logging two receptions for 21 yards and an 11-yard reverse in his first start of the season, at San Diego (9/14). Moving back into a reserve role, he posted one catch for 12 yards against Kansas City (9/21), four for 19 yards, including an eight-yard touchdown, against San Francisco (9/29), two for 21 yards at Minnesota (10/12) and one for seven at New Orleans (10/19). Ismail tallied two catches for 24 yards against Atlanta (10/26) and five receptions for 43 yards, including three third-down conversions, against Oakland (11/2). At St. Louis (11/23), Ismail recorded a 59-yard touchdown catch among five receptions for 93 yards before moving up with 102 yards on six receptions against New Orleans (11/30) in his second start of the year. Included in that Saints contest was a critical 36-yard reception on fourth down and an 18-yard reverse. He left the contest in the fourth quarter with a right SC joint sprain, however, and was inactive for the season's final three games.

**1996:** Joining the Panthers via a trade with Oakland on Aug. 25 (for a 1997 fifth-round draft choice), Ismail displayed his big-play capability, notching a 35-yard touchdown on a reverse against the Giants (11/10) and totaling 108 yards receiving at Atlanta (11/3). Ismail gained 214 yards on 12 catches for the season to lead the team in average yards-per-catch with 17.8, and posted 80 yards and a touchdown on eight rushes. Inactive with a left ankle sprain against Atlanta (9/1) and at New Orleans (9/8), Ismail saw his first action as a Panther against San Francisco (9/22), notching one catch for 12 yards. He played as a reserve at Jacksonville (9/29), posted no yards on a kickoff return reverse at Minnesota (10/6) and had a 17-yard run against St. Louis (10/13). He did not play against New Orleans (10/20), and saw substitute





action without a reception at Philadelphia (10/27). He moved into the starting lineup at Atlanta (11/3) in a three-wideout set and posted 108 yards on five receptions. The following week against the Giants (11/10), he recorded one reception for 30 yards, and his 35-yard reverse for a touchdown notched the Panthers initial score. His 35-yard touchdown gallop was the longest rush from scrimmage by a Panther all season, and it was the longest touchdown run in the NFL by a wide receiver in 1996. At St. Louis (11/17), he started at wide receiver and ran a career-high three times for 24 yards, had one reception for nine yards and subbed at kick returner, collecting one return for 16 yards. At Houston (11/24), he started and returned three kickoffs for 70 yards. Ismail gained seven yards on a reverse and returned one kickoff 14 yards in substitute action against Tampa Bay (12/1) before collecting two receptions for 40 yards and one rush for one yard as a starter at San Francisco (12/8). He was a reserve against Baltimore (12/15), with one catch for nine yards and started against Pittsburgh (12/22), collecting one reception for six yards. In substitute action in both Panthers playoff games, Ismail had one reverse for seven yards against Dallas (1/5/97) and a 24-yard reception at Green Bay (1/12/97) in the NFC Championship Game.

**1995:** Ismail played in all 16 games with 15 starts for the Oakland Raiders, leading the team in kickoff returns with 36 for 706 yards in addition to 28 catches for 491 yards and three touchdowns. He also rushed six times for 29 yards. He caught a season-high five passes for 71 yards at Washington (9/10) and posted a then career-best 125 yards on three receptions, two for touchdowns, including a season-long 73-yarder against Indianapolis (10/22).

**1994:** Ismail played in all 16 games for the L.A. Raiders, ranking third on the team with 34 catches for 513 yards and five touchdowns. He was the Raiders leading kickoff returner with 43 returns for 923 yards in addition to four rushes for 31 yards. He caught a season-high six passes for 77 yards against Seattle (9/11) and caught two touchdowns at San Diego (12/5).

**1993:** In his first NFL season, Ismail led the AFC in kickoff returns with a 24.2-yard average on 25 attempts for 605 yards, including a 66-yard return at Cincinnati (11/28), the longest return in the AFC all season. He was fifth on the team in receiving yards with 353 on 26 receptions. His first NFL touchdown came at Kansas City (10/3), a 43-yard reception among four catches for 75 yards. Ismail signed with the Raiders on August 30 after two seasons with the CFL's Toronto Argonauts.

**1992:** In his second season in the CFL, Ismail posted his second all-star performance for the Toronto Argonauts, placing first in the league in kickoff returns with 1,139 yards on 43 returns (26.5 avg.). He ranked second in the CFL with 2,767 total yards, including 36 receptions for 651 yards and four touchdowns and 154 yards and three touchdowns on 34 rushing attempts. He also had 614 yards on 59 punt returns (10.4 avg.).

**1991:** In his first season as a professional, Ismail earned all-star honors as a kick returner and All-CFL honors as a receiver after becoming just the second player in CFL history to post over 3,000 combined yards. He accumulated the total on: 64 receptions for 1,300 yards (20.3 avg.) and nine touchdowns; 36 rushing attempts for 271 yards and three touchdowns; 48 punt returns for 602 yards (12.5) and one touchdown; and 31 kickoff returns for 786 yards (25.4). He posted a season-high 87-yard touchdown catch against Hamilton and had six 100-yard receiving efforts. Leading his team to the CFL Championship, Ismail scored in each of two postseason contests – on a 75-yard punt return in the conference final against Winnipeg and on an 87-yard kickoff return in the Grey Cup against Calgary en route to Championship Game MVP honors. Ismail was originally a 1991 fourth-round selection (100th overall) by the Los Angeles Raiders.

**COLLEGE:** One of the most recognized players in college football, Ismail was an All-America selection his sophomore and junior seasons at Notre Dame and finished second in the 1990 Heisman Trophy balloting following his junior year. During his college career, he averaged 15.3 yards from scrimmage, 27.6 yards on kickoff returns and 61.8 yards-per-touchdown play. His career average of 22.0 yards-per-reception set a school record while his five career kickoff returns for touchdowns ranked one shy of the NCAA record. He returned kickoffs for touchdowns of 89 and 92 yards against Michigan in 1989 as a sophomore and had two kickoff returns for touchdowns against Rice as a freshman to become the first player in NCAA history to return two kickoffs for touchdowns in two separate games. As a junior, Ismail ranked ninth in the nation, averaging 156.9 all-purpose yards and led the Irish with 32 receptions for 699 yards and two touchdowns in addition to ranking third in rushing with 537 yards and three touchdowns on 67 carries. He had two games with over 170 yards receiving in addition to crossing the 100-yard rushing mark in two contests. As a sophomore, Ismail averaged 135.7 all-purpose yards with 27 receptions for 535 yards and 478 rushing yards on 64 carries. He was named MVP of the Orange Bowl after rushing for 108 yards, including a 35-yard touchdown, against Colorado in a 21-6 win. As a freshman, Ismail was part of a Fighting Irish national championship team, leading the nation in kickoff return average with a 36.1-yard average on 12 returns with two touchdowns. Ismail was also a standout sprinter on the Notre Dame track team, winning the conference indoor title in the 55-meters in 1989 and placing second in the men's 200-meter outdoor event.

**PERSONAL:** Born Raghieb Ramadian Ismail in Elizabeth, NJ, he was a graduate of Myers High School in Wilkes Barre, PA, where he played running back, defensive back and kick returner. He was a Parade High School All-America in football as a senior after rushing for 2,112 yards and accounting for 3,144 all-purpose yards and 33 touchdowns. He posted 25 touchdowns and 2,416 all-purpose yards as a junior. He also lettered three times in track, leading his team to two state titles as a sprinter and long jumper, winning individual state titles in the 100-meters, long jump and as anchor of the 400-meter relay team. He also won state titles in the long jump and the indoor 55-meters as a junior. He also lettered twice in basketball. Ismail's brother Qadry is also a NFL receiver, playing for the Super Bowl champion Baltimore Ravens in 2000. Ismail earned a degree in American Studies while at Notre Dame. Ismail has twice appeared on the *Wheel of Fortune* NFL Players Week, donating all money won to charity. Raghieb and wife Melani have a son, Noe, and two daughters, Imani and Kianna.



## ISMAIL'S NFL TOTALS

Year	No.	Yds.	Avg.	Long	TD
1993 (Raid.)	26	353	13.6	43t	1
1994 (Raid.)	34	513	15.1	42	5
1995 (Raid.)	28	491	17.5	73t	3
1996 (Car.)	12	214	17.8	51	0
1997 (Car.)	36	419	11.6	59t	2
1998 (Car.)	69	1,024	14.8	62	8
1999	80	1,097	13.7	76t	6
2000	25	350	14.0	44	1
Total	310	4,461	14.4	76t	26

## Playoffs

1993 (Raid.)	0	0	0.0	0	0
1996 (Car.)	1	24	24.0	24	0
1999	8	163	20.4	45	0
Total	9	187	20.8	45	0

## 100-Yard Receiving Games

## Regular Season

149 @ Washington, 9/12/99 (8 rec.)
125 vs. Indianapolis, 10/22/95 (3 rec.)
125 vs. Miami, 11/25/99 (5 rec.)
119 vs. Atlanta, 9/6/98 (6 rec.)
117 @ Dallas, 10/11/98 (6 rec.)
109 @ Indianapolis, 12/27/98 (7 rec.)
108 @ Atlanta, 11/3/96 (5 rec.)
102 vs. New Orleans, 11/30/97 (6 rec.)
101 vs. Arizona, 10/3/99 (4 rec.)

## Playoffs

163 @ Minnesota, 1/9/00 (8 rec.)
----------------------------------

Year	No.	Yds.	Avg.	Long	TD
1993 (Raid.)	4	-5	-1.3	10	0
1994 (Raid.)	4	31	7.8	13	0
1995 (Raid.)	6	29	4.8	13	0
1996 (Car.)	8	80	10.0	35t	1
1997 (Car.)	4	32	8.0	18	0
1998 (Car.)	3	42	14.0	36	0
1999	13	110	8.5	27t	1
2000	8	73	9.1	37	1
Total	50	392	7.8	37	2

## Playoffs

1993 (Raid.)	3	51	17.0	33	0
1996 (Car.)	1	7	7.0	7	0
Totals	4	58	14.5	33	0

## Kickoff Returns

Year	No.	Yds.	Avg.	Long	TD
1993 (Raid.)	25	605	24.2	43	0
1994 (Raid.)	43	923	21.4	51	0
1995 (Raid.)	36	706	19.6	43	0
1996 (Car.)	5	100	20.0	30	0
Total	109	2,334	21.4	51	0

## Playoffs

1993 (Raid.)	3	51	17.0	33	0
1996 (Car.)	1	7	7.0	7	0
Totals	4	58	14.5	33	0

## Single-Game Bests

Receptions - 8 @ Washington, 9/12/99 and @ New England, 12/5/99

playoffs - 8 @ Minnesota, 1/9/00

Receiving Yards - 149 @ Washington, 9/12/99

playoffs - 163 @ Minnesota, 1/9/00

Long Reception - 76t @ Washington, 9/12/99

playoffs - 45 @ Minnesota, 1/9/00

Touchdowns - 2 three times, last vs. Dallas, 10/11/98

Rushing Attempts - 3 at St. Louis, 11/17/96

Long Rush - 37 vs. Philadelphia, 9/3/00

Kickoff Returns - 8 at Seattle, 12/17/95

Kickoff Return Yards - 137 at Seattle, 12/17/95



## Alcender Jackson

## Guard

6'3" ★ 311 ★ 5/18/77

Louisiana State

FA for '00

NFL: 2nd Year ★ Cowboys: 2nd Year



GAMES/STARTS: 2000 (3/0).

**PRO:** The Dallas Cowboys landed a quality, young offensive lineman when they signed Alcender Jackson following the 2000 NFL Draft. His tenacity and versatility so impressed coaches during preseason that he was the only rookie free agent to make the squad straight out of training camp. While he saw limited playing time as a rookie, he gained valuable experience working alongside Mark Stepnoski on a daily basis in practice. In 2001 he will be given the opportunity to battle for the starting spot at right guard as Solomon Page moves to right tackle.

**2000:** After seeing action at both right and left guard in preseason, Jackson was deactivated the first 10 weeks of the season. He was active but did not play against Minnesota (11/23) and then deactivated again at Tampa Bay (12/3). Jackson saw his first NFL action when he moved into the lineup at right guard for Solomon Page - who moved to right tackle when Erik Williams suffered a neck strain - against Washington (12/10). Jackson played the entire second half as Emmitt Smith rushed for 150 yards and a touchdown against the NFL's third ranked defense. In all, the Cowboys ran for 242 yards on the day, the most by the Dallas offense since recording 271 yards on the ground at Philadelphia on Oct. 31, 1993. Jackson also saw action at right tackle on the game's final drive at Tennessee (12/25).

**COLLEGE:** A three-year starter at LSU, Jackson spent his final two seasons at left guard after a sophomore season at tackle. As a senior, Jackson helped the Tigers average over 300 yards-per-game on offense. He started his junior season at left guard but missed the final four games with a sprained knee. During his play, he helped Kevin Faulk rush for 1,279 yards and 12 touchdowns while quarterback Herb Tyler compiled a 147.2 passer rating. Jackson moved into the starting lineup at left tackle his sophomore season, and his blocking led the way for Faulk to rush for 1,144 yards and 15 touchdowns. Jackson's work helped LSU average 410.6 total yards-per-game while recording a 9-3 record to end the year ranked No. 13 in the final Associated Press and USA Today polls.

**PERSONAL:** Alcender O'Neal Jackson was a member of the USA Today All-USA team and the Jackson Clarion Ledger Mississippi player of the year after his senior season at Moss Point, MS, High School. The two-time all-state selection helped lead Moss Point to a 12-1 record during his senior campaign. He is married to the former LeQuinta Tolbert.





## Sean Key

### Safety

5'11" ★ 196 ★ 6/25/77

Florida State

FA for '00

NFL: 2nd Year ★ Cowboys: 2nd Year



**GAMES/STARTS:** 2000 (1R).

**PRO:** After successfully rehabilitating a fractured tibia and fibula in his right leg, Sean Key hopes to have a big impact on the Cowboys sec-

ondary in 2001. Originally signed as a rookie free agent on April 27, 2000, Key was turning heads with his play in training camp before he suffered the season-ending injury in the preseason opener against Pittsburgh (7/30/00). After a season of rehabilitation and weight lifting, he is once again showing his understanding of how offenses attack and the responsibilities of a safety.

**2000:** Key suffered a fractured tibia and fibula in his right leg in the preseason opener against Pittsburgh (7/30). Following surgery to insert a rod in the leg, he was placed on injured reserve Aug. 1.

**COLLEGE:** Key closed out his senior season at Florida State with 47 tackles, two interceptions, a forced fumble and a fumble recovery. Despite not starting a game, he finished his junior campaign with 52 stops, the second highest total by a Seminoles defensive back. He also totaled three tackles for losses, three passes defended, two interceptions and two forced fumbles. He was redshirted in 1997 after registering 33 tackles, three pass deflections and a tackle for a loss as a sophomore. He was one of six true freshmen to see playing time in 1995, totaling 13 tackles while seeing action in eight games as a reserve.

**PERSONAL:** Sean Key earned all-state honors as a senior at American High School in Hialeah, FL, after intercepting six passes – returning one 102 yards for a touchdown. He also triple jumped 47 feet for the Patriots' track team. Key was a criminology major at FSU.



## Micah Knorr

### Punter

6'2" ★ 199 ★ 1/9/75

Utah State

FA for '00

NFL: 2nd Year ★ Cowboys: 2nd Year



**GAMES/STARTS:** 2000 (14/0).

**PRO:** After being out of football for three years, Micah Knorr made his NFL debut in 2000 and proved to be one of the top rookie punters in

Cowboys history. Knorr's strong leg led him to a franchise rookie record of 42.8 gross yards-per-punt. His superior hang time on his punts allowed Dallas' coverage teams to get down field and help him post a 35.8 net average – the fourth highest net punting average for a rookie in club history. He also handled kickoff duties, finishing his rookie campaign with the second highest percentage of touchbacks in the NFL – 17.5%, 10-of-57. With his offseason work and his desire to improve, Dallas coaches and fans will be expecting even greater results from him during his sophomore campaign.

**2000:** Knorr burst onto the NFL scene as a rookie, finishing fourth in the NFC, 11th in the NFL, with a club rookie record 42.8 gross punting average. Only one other rookie in the league posted a higher average in 2000 – Shane Lechler, 45.9. Knorr's net punting average of 35.8 – fourth highest rookie mark in club history – was the fifth best net average in the NFC and tied for 14th in the NFL. While handling kickoff duties, he placed 18-of-57 kickoffs into the end zone, posting 10 touchbacks. His 17.5 touchback percentage was the second highest percentage in the NFL (Jeff Wilkins – 22.7%). He made his professional debut against Philadelphia (9/3) and averaged 44.6 yards on seven punts while helping to limit Brian Mitchell to a 5.0 average on four returns. At Arizona (9/10), Knorr averaged 57.0 yards on two punts, with both punts pinning the Cardinals inside their 20-yard line. He punted five times for a 46.4 average at Washington (9/18) to help limit Deion Sanders to three returns for zero yards. Knorr averaged 45.3 yards on three punts, including a career-long 60-yarder, against San Francisco (9/24). He had two punts downed inside the 20-yard line at Carolina (10/1) while averaging 44.0 yards-per-punt, and he posted a 43.3-yard average on three punts at the N.Y. Giants (10/15). Against Arizona (10/22), he posted a career-high eight kickoffs. At Philadelphia (11/5), he pinned the Eagles inside their 25-yard line four times in five punts, including twice inside their 10-yard line in the fourth quarter. Knorr suffered a hairline fracture of the tibial plateau in his left knee while being run into on his only punt against Cincinnati (11/12). The punt, however, was called back due to a roughing the punter penalty. Dallas did not have to punt again against



the Bengals, marking the fourth time in club history that Dallas has not registered a punt in a game. Knorr's knee injury forced him to miss games at Baltimore (11/19) and against Minnesota (11/23). He returned to action at Tampa Bay (12/3) by averaging 41.6 yards on five punts. The next week against Washington (12/10), he punted three times for a 45.0 average to help limit Sanders to one return for 11 yards. His booming kickoffs against the Redskins helped hold them to a 17.9-yard average on eight kickoff returns. Knorr posted a 36.2 average on five punts against the N.Y. Giants (12/17), including two that were downed inside the Giants' 20-yard line. In the season finale against Tennessee (12/25), he recorded a career-high 10 punts, the most by a Dallas punter since Mike Saxon had 10 against Chicago on Nov. 17, 1985. It also tied the mark for the second most punts in a game in club history. Knorr averaged 39.8 yards on those 10 kicks against the Titans, including a 53-yarder. He also closed his initial pro campaign with two special team stops, one at Arizona (9/10) and one against the N.Y. Giants (12/17).

**1999:** Knorr was out of football coaching kickers for Irvine, CA, High School while working at a gym and day spa.

**1997-98:** Knorr was out of football managing a sports retail store in California.

**COLLEGE:** As a senior at Utah State in 1996, Knorr earned second-team All-Big West honors after connecting on 12-of-21 field goals and 36-of-47 extra points to lead the Aggies in scoring with 72 points. He finished his collegiate career with a school record 39 field goals made. As a junior, he earned first-team All-Big West honors after tying for the league lead in field goals, connecting on 12-of-19 with four of the misses coming from beyond 50 yards. He also finished second on the team in scoring with 61 points. Knorr registered 17 touchbacks while handling kickoff duties for USU. He led Utah State as a sophomore with 63 points on 15-of-20 field goals and 18-of-18 PATs while averaging 37.3 yards on 10 punts and posting 14 touchbacks on kickoffs. Knorr saw action in 11 games as a true freshman in 1993, averaging 38.6 yards on 33 punts.

**PERSONAL:** Knorr earned first-team All-CIF honors as both a junior and senior at Orange, CA, High School, where he averaged 42-yards-per-punt as a senior. He participated in the Orange County North-South All-Star Game following his senior campaign. The history major finished his prep career with 81 career points on 42-of-47 PATs and 13-of-27 field goals. This past offseason, Knorr served as a celebrity escort while supporting the Children's Cancer Fund Fashion Show. He also donated time at the Ninth Annual Komen Tarrant County Race for the Cure, signing autographs, firing the start pistol and assisting with the awards ceremony.

## KNORR'S COWBOYS TOTALS

## Punting


Year	No.	Yards	Avg.	TB	IN20	Long	Block	Ret	Ret Yds	NET
2000	58	2,485	42.8	8	12	60	0	25	248	35.8

## Additional Statistics

Special Teams Tackles: 2000 (2-0-2).

## Single-Game Bests

Punts - 10 @ Tennessee, 12/25/00  
 Gross Average - 46.4 @ Washington, 9/18/00  
 Net Average - 41.7 vs. Philadelphia, 9/3/00  
 Inside 20 - 2 four times, last @ Tennessee, 12/25/00  
 Long - 60 vs. San Francisco, 9/24/00



## David LaFleur

## Tight End

6'7" ★ 272 ★ 1/29/74

Louisiana State

D1 for '97 (22nd overall)

NFL: 5th Year ★ Cowboys: 5th Year



**GAMES/STARTS** (regular season, playoffs): 1997 (16/5), 1998 (13/13), 1999 (16/16, 1/1), 2000 (15/10). Total - 60/44, 2/2.

**PRO:** Dallas coaches were looking for the prototypical tight end, somebody who could open holes for the running game and catch passes in traffic, when they drafted David LaFleur in 1997. LaFleur proved to be just what the coaches were looking for at the position, moving into the starting lineup in his second NFL season and continuing to progress through his fourth campaign. In four years, he has logged 85 receptions for 729 yards and 12 touchdowns as a receiver and has helped lead the way as Emmitt Smith topped the 1,000-yard rushing mark all four years. With his size, at 6-7 no player on the team is taller and at 272-pounds he outweighs all non-linemen on the Cowboys roster. LaFleur can be an imposing target on pass plays and a powerful blocker in the running game.

**2000:** A preseason plagued by a nagging groin injury limited LaFleur throughout training camp and kept him out of all five Cowboys' preseason games. The injury was something that stayed with LaFleur throughout the season, and forced the fourth-year veteran to play in pain the entire year. He closed the season with 12 catches for 109 yards and one touchdown. LaFleur made his presence known at Carolina (10/1) by helping Smith gain 132 yards rushing as the Cowboys racked up 173 yards on the ground. In the loss at the N.Y. Giants (10/15), LaFleur's 19-yard reception set up a 13-yard Smith touchdown run. LaFleur's





blocking once again led the way for another strong Dallas offensive display in the win over Arizona (10/22). The Cowboys amassed 347 yards in total offense, 200 on the ground, with Smith collecting 112 rushing yards in the 48-7 win. LaFleur played a part in Smith surpassing the 100-yard rushing mark in each of the next two weeks' overtime losses to Jacksonville (10/22) and at Philadelphia (10/29). In the Thanksgiving Day loss to Minnesota (11/23), LaFleur tied for the team lead in receptions with a career-high six for a career-best 45 yards. He also scored his only touchdown of the season with a six-yard grab from Aikman in the fourth quarter. Four of his catches against the Vikings went for a first down, including one on third down. LaFleur sat out the entire week of practice prior to the win over Washington (12/10) with swelling in his right knee, but he still started the game and helped lead the way as Smith rushed for 150 yards and a touchdown. In all, the Cowboys ran for 242 yards against the Redskins, the most by the Dallas offense since recording 271 yards on the ground at Philadelphia on Oct. 31, 1993. He missed the final game of the season at Tennessee (12/25) as the result of swelling on his knee.

**1999:** Despite a rough off-season that saw LaFleur suffer a broken right ankle in workouts on May 11 and undergo a microscopic lumbar discectomy to repair a herniated disc between the L-5 and S-1 vertebrae on May 19, LaFleur had a breakout season in 1999. Because of the injuries, he missed the first half of training camp, returning to limited work on Aug. 11. These problems did little to slow LaFleur once the regular season started as he went on to lead the team with seven touchdown receptions, becoming just the second Dallas tight end to record seven touchdown catches in a season (Billy Joe DuPree - nine in 1978 and seven in 1980). LaFleur also posted career-highs for receptions (35) - placing him second on the team - and receiving yards (322) in a season. Four times during the season, LaFleur posted four reception games, tying his career-high, and twice he topped his previous single-game receiving yardage total of 39 yards in a game. In the season-opening, come-from-behind win at Washington (9/12), LaFleur had a career day with four receptions for 41 yards and two first half touchdowns. It was the second time in his career he recorded two touchdowns in a game (at Cincinnati, 12/14/97). In the fourth quarter, he suffered an ankle contusion and did not return. He returned to action against Atlanta (9/20) and helped lead the way as Smith (109 yards) became just the third player in the previous 29 games to rush for over 100 yards against the Falcons. He turned in a three catch, 22 yard performance at Philadelphia (10/10) before again tying his season-high with four receptions, including one for a touchdown, against Washington (10/24). He hauled in a 22-yard catch at Indianapolis (10/31) and had two receptions, including one for a touchdown, against Green Bay (11/14). LaFleur opened the scoring at Arizona (11/21) when he hauled in an 11-yard touchdown pass from Jason Garrett. It was his only reception of the day, but he helped lead the way as Dallas rushed for 156 yards, including 127 by Smith. Facing the Eagles (12/12) for the second time, LaFleur again tied his season-best with four receptions for a season-high 44 yards, including a career-long 25-yard catch. He also hauled in his sixth touchdown of the season and had a key block on Chris Warren's first half scoring run in the 20-10 win. Playing close to his hometown of Westlake, LA, LaFleur posted his seventh touchdown catch of the season as part of another four-catch (for 30 yards) outburst at New Orleans (12/24). He then closed out the regular season with three receptions for 17 yards against the N.Y. Giants (1/2/00). LaFleur recorded the first postseason receptions of his career with three catches for 22 yards at Minnesota (1/9/00).

**1998:** After seeing most of his action as a reserve during his rookie season, LaFleur moved into the starting lineup and finished fifth on the team with 20 receptions for 176 yards and two touchdowns. He opened the season against Arizona (9/6) with two receptions for eight yards. The next week at Denver (9/13), he recorded a 12-yard kickoff return at the end of the first half on a squib kick. It was the first kick-off return of his career. LaFleur led the team and tied a career-high with four receptions for 29 yards at Washington (10/4). His performance included a leaping eight-yard grab that set up Chris Warren's third quarter touchdown run. His only catch of the day at Chicago (10/18) was a one-yard touchdown grab from Garrett that put the Cowboys ahead 12-7 in the third quarter. For the second consecutive game, he hauled in a touchdown catch when he came down with a nine-yard grab from Troy Aikman at Philadelphia (11/2). LaFleur tied for the team lead with three receptions for 33 yards at Arizona (11/15) before posting a season-high 39 receiving yards on three receptions, including a season-long 24-yard catch, against Seattle (11/22). He then came back against Minnesota (11/26) on Thanksgiving Day and added three more receptions for 30 yards. LaFleur had one reception for 12 yards at New Orleans (12/6) before suffering a sprained PCL in his right knee in the second quarter. The injury kept him out of the lineup the rest of that game, and he was deactivated for the final three regular season contests. Regaining his health, LaFleur returned to the starting lineup in the NFC Wild Card Playoff Game against Arizona (1/2/99), seeing his first career postseason action, but did not record a reception.

**1997:** After spending most of his rookie season blocking for the Cowboys running game, LaFleur flourished down the stretch, registering 11 catches for 71 yards and two touchdowns while starting three of the final four games of the season. He opened his NFL career by helping the Dallas offense roll up 380 yards of offense in the season opening win at Pittsburgh (8/31). He recorded his first NFL reception, a six-yard grab, against Chicago (9/28) before adding a 14-yard catch at the N.Y. Giants (10/5) and a 13-yard reception at Washington (10/13). Against Arizona (11/9), LaFleur converted a 10-yard, third down catch into a first down and helped Dallas record two rushing touchdowns. He totaled three receptions against Washington (11/16), and he had a five-yard catch against Tennessee (11/27). He led the team with a season-high four receptions for 26 yards against Carolina (12/8), with three of the catches coming in the second half after starting tight end Eric Bjornson fractured his left fibula. LaFleur started the next week at Cincinnati (12/14) and registered three receptions for 29 yards, including two touchdown catches. His effort marked the first time a Dallas tight end had recorded multiple touchdown catches in a game since Jay Novacek scored twice at Washington on Dec. 13, 1992. LaFleur closed out the season against the N.Y. Giants (12/21) by finishing second on the team with three catches. His 18 receptions for the season was the second highest reception total by a rookie tight end in Cowboys history (Billy Joe DuPree, 29 in



1973). Only two rookie tight ends (DuPree – five and Mike Ditka – three) have recorded more than the two touchdown catches LaFleur notched. He was the first LSU Tiger to be drafted by Dallas and only the fourth Tiger to ever play for the Cowboys.

**COLLEGE:** LaFleur was a consensus All-SEC selection and a member of the Walter Camp All-America Team as a senior after becoming the first tight end to lead LSU in receiving – 30 catches for 439 yards and three touchdowns – since 1980. As a junior, he finished with 12 receptions for 120 yards while missing three games with a knee injury. LaFleur was a sophomore All-America pick by *The Gridiron Report* and a consensus All-SEC selection in 1994 after totaling 21 receptions for 263 yards and two touchdowns. He played in every game as a redshirt freshman in 1993, tallying eight catches for 59 yards.

**PERSONAL:** LaFleur was a *Parade* and *USA Today* All-America selection and the Gatorade Circle of Champions Louisiana Player of the Year at Westlake, LA, High School as a senior. He was also the winner of the Bobby Dodd National High School Lineman of the Year Award given by the Atlanta Touchdown Club. LaFleur, who also played defensive end, totaled 81 receptions for 1,758 yards (21.7 avg.) and 18 touchdowns during his three-year high school career. He lettered three times in football and basketball and four times in track at Westlake. LaFleur has served as a celebrity escort in the annual Children's Cancer Fund Fashion Show, which raised nearly \$400,000 in 2000 for pediatric oncology research. David, who earned his degree in kinesiology, and wife Melody reside in Flower Mound, TX with their son Jake (6/3/00).

## LaFLEUR'S COWBOYS TOTALS

Year	No.	Receiving			
		Yds.	Avg.	Long	TD
1997	18	122	6.8	17	2
1998	20	176	8.8	24	2
1999	35	322	9.2	25	7
2000	12	109	9.1	19	1
Totals	85	729	8.6	25	12

Playoffs	Yds.	Avg.	Long	TD	
1999	3	22	7.3	13	0

## Single-Game Bests

Receptions – 6 vs. Minnesota, 11/23/00  
 Receiving Yards – 45 vs. Minnesota, 11/23/00  
 Long Reception – 25 vs. Philadelphia, 12/12/99  
 Touchdowns – 2 @ Cincinnati, 12/14/97 and  
 @ Washington, 9/12/99

## Additional Statistics

Kickoff Returns: – 1998 (1 return, 12 yards)



## Kareem Larrimore

## Cornerback

5'11" ★ 190 ★ 4/21/76

West Texas A&M

D4 for '00 (109th overall)

NFL: 2nd Year ★ Cowboys: 2nd Year



**GAMES/STARTS:** 2000 (15/4).

**PRO:** Kareem Larrimore experienced a trial by fire as a rookie. The club's fourth-round draft choice in 2000, Larrimore was expected to contribute in the nickel package and help on special teams as a rookie. Two weeks into his first training camp, he was thrust into the starting lineup after Kevin Smith's sudden retirement and a rash of injuries to his mates in the secondary. He responded well and fought through his rookie campaign and should do nothing but improve during his second go-round. A well-built pass defender, Larrimore can flat out fly. With a 4.34 timing, he had the third fastest 40-yard dash time at the 2000 NFL Scouting Combine. Speed isn't his only game, as Larrimore is a very effective tackler who will take on blocks and get involved in run support.

**2000:** Larrimore hit the ground running as a rookie, moving into the starting lineup for the final three preseason games at left cornerback after the retirement of Kevin Smith. In the season opener against Philadelphia (9/3), Larrimore became just the second rookie (Ron Francis in 1987) in club history to start at cornerback in a season opener. He recorded three tackles and helped limit the Eagles to 130 yards through the air on 16 catches (8.1 yards-per-catch). In addition, the Eagles starting wide receivers were limited to two receptions for six yards. Larrimore earned his second start of the season and recorded three tackles before giving way to Phillippi Sparks in the second quarter at Arizona (9/10). Back in the starting lineup at Washington (9/18), he helped shut down the Redskins big-play passing attack by helping limit their four wide receivers to 12 receptions for 97 yards (8.1 yards-per-catch), including a long of 14 yards. He also recorded four tackles. Larrimore lost his starting job to Sparks for good at Carolina (10/1), but still contributed two special teams tackles. After being deactivated against Arizona (10/22), he contributed a big special teams play at Philadelphia (11/5), downing a Micah Knorr punt at the Eagles three-yard line in the fourth quarter. Over the next month, Larrimore saw most of his action in the club's dime packages, recording tackles against Cincinnati (11/12) and Minnesota (11/23). He led the club with three special teams tackles against Washington (12/10) as the Redskins were limited to a 17.9-yard average on eight kickoff returns. He also added three tackles and a quarterback pressure covering the slot in the Dallas nickel defense. When Greg Myers went down with an MCL sprain in his left knee against the N.Y. Giants (12/17), Larrimore took over at left cornerback while Sparks moved to safety. Larrimore went on to record two tackles as the Giants were limited to 126 net yards passing in the game. Larrimore was the Cowboys fourth-round draft choice (109th overall) in 2000 out of West Texas A&M.





**COLLEGE:** Larrimore earned Little All-America selection and was an All-Lone Star Conference choice after recording 32 tackles, 10 passes defended and five interceptions as a senior at West Texas A&M (Division II school in Canyon, TX). He returned those five picks for 109 yards, including a 74-yarder for a touchdown. Following the season, Larrimore returned a kickoff 99-yards for a touchdown in the Blue-Gray all-star game, the first such touchdown in the 62-year history of the game. Larrimore earned All-Lone Star Conference honors as a junior. He recorded two interceptions, including one he returned 67 yards for a score. As a kickoff returner, he averaged 26.6 yards a return and took one back 100-yards for a touchdown. Larrimore spent two seasons at Cerritos, CA, Junior College, where he earned All-America honors as a sophomore.


**PERSONAL:** A standout defensive back and returner at Alain Locke High School in Los Angeles, CA, Kareem Maktrel Larrimore has four brothers and sisters.

## LARRIMORE'S COWBOYS TOTALS

Year	Tackles		Tot.	Sacks	Tkl/ Loss	QB Press.	Passes Def.	For. Fum.	Special Teams		
	Solo	Ast.							Solo	Ast.	Tot.
2000	9	11	20	0.0 (0)	0(0)	1	0	2	1	6	7

## Single-Game Bests

Tackles - 4 @ Washington, 9/18/00  
Forced Fumbles - 2 @ Arizona, 9/10/00



## Mike Lucky

### Tight End

6'6" ★ 273 ★ 11/23/75

Arizona

D7 for '99 (229th overall)

NFL: 3rd Year ★ Cowboys: 3rd Year



**GAMES/STARTS** (regular season/postseason): 1999 (14/4, 1/0), 2000 (1R). Total-(14/4, 1/0)

**PRO:** After making significant contributions to Dallas' offense as a rookie, Mike Lucky missed out on his follow-up campaign after tearing the anterior cruciate ligament in his right knee in the 2000 preseason opener. The Cowboys are hoping Lucky, through his rehabilitation regimen, can re-establish the strength and toughness in the trenches that helped Dallas finish his rookie season with the sixth ranked rushing offense in the NFL. Although mostly noted for his bruising style of play as a blocker, he has displayed flashes as a receiver when given the opportunity. These attributes are the reason Lucky gives Dallas valuable depth at tight end.

**2000:** Lucky's second season never got underway as he tore the ACL in his right knee during the preseason opener against Pittsburgh (7/30). He underwent reconstructive surgery to repair the ligaments in his knee on Aug. 1 and was placed on injured reserve.

**1999:** Lucky's productive rookie season got off to a very tenuous start as he suffered a stress fracture in his left foot on Aug. 27 and was forced to miss five weeks, including the opener at Washington (9/12) and the following week against Atlanta (9/20). The open date (9/26) gave Lucky extra time for healing, and he quickly settled into his role as the team's backup tight end, especially blocking for short yardage and goal line situations. Against Arizona (10/3), Lucky earned his first NFL start in his very first NFL game when Dallas opened in a two-tight end formation. He later went on to record his first career reception with a two-yard grab on third-and-two to keep a Cowboys touchdown drive alive against the Cardinals. Lucky earned his second career start (three tight end set) in his first appearance on Monday Night Football in the Cowboys 13-10 loss at the N.Y. Giants (10/18). One week later against Washington (10/24), Lucky recorded his second catch of the season with a five-yard reception. He started the next week's game at Indianapolis (10/31) as the Cowboys once again opened in a short yardage formation. In the Thanksgiving Day win over Miami (11/25), he recorded two catches for 15 yards, marking his first career multiple catch game. He added a three-yard reception in the season finale against the N.Y. Giants (1/2/00). His contributions in the running game enabled the Cowboys to average 128.3 yards-per-game on the ground (sixth in the NFL), while Emmitt Smith enjoyed his finest season since 1995 (1,397). He was selected by the Cowboys in the seventh round (229th overall) of the 1999 NFL Draft.

**COLLEGE:** Lucky started 35 of the final 36 games of his college career, catching 43 career passes for 563 yards and four touchdowns. As a senior, he finished fourth on the team with 11 receptions for 142 yards. He also added 40 knockdown blocks and was a punishing part of a Wildcats' running game that averaged 213 yards-per-game (14th in the nation). In the regular season finale, Lucky's blocking was a critical part of an Arizona offense that rolled up 607 total yards against Arizona State, including a school-record 288 yards rushing by Trung Canidate. Arizona finished the season 12-1 and ranked fourth in the final Associated Press poll. As a junior starter on the Insight.com Bowl champion Wildcats, Lucky finished fourth on the team with 13 receptions for 154 yards and two touchdowns.

**PERSONAL:** Michael Thomas Lucky left Antioch, CA, High School rated the 15th best tight end in the country by *SuperPrep* magazine. As a senior, he served as team captain and caught 36 passes for 650



yards and 11 touchdowns, earning all-Northern California and all-state accolades. Lucky earned his degree in political science at Arizona. Off the field, Lucky has shown support for the Race For The Cure in Dallas and Ft. Worth, which benefits The Susan G. Komen Breast Cancer Foundation, and he donates his time to Our Children's Center in Irving, TX. Mike and wife Deanna have a daughter, Madison.

## LUCKY'S COWBOYS TOTALS

Year	Receptions				
	No.	Yds.	Avg.	Long	TD
1999	5	25	5.0	8	0
2000	Reserve/Injured - Knee				

## Additional Statistics

Special Teams Tackles: 2000 (0 - 1 - 1).



## Wane McGarity

### Wide Receiver

5'8" ★ 197 ★ 9/30/76

Texas

D-4a for '99 (118th overall)

NFL: 3rd Year ★ Cowboys: 3rd Year



**GAMES/STARTS** (regular season, playoffs): 1999 (5/1, 0/0), 2000 (14/0). Total - 19/1, 0/0.

**PRO:** When the Dallas Cowboys drafted Wane McGarity in 1999, they were seeking a shifty receiver with dependable hands and big-play ability. McGarity has proven his worth in both capacities - especially as a punt return man - rapidly surfacing as one of the game's most talented punt return specialists. As a second-year pro in 2000, he averaged 10.7 yards for every one of the 61 times he touched the ball on returns, receptions or runs from scrimmage. He has proven to be a valuable receiver out of the slot who can make things happen after catching the ball.

**2000:** McGarity showed flashes of his big play ability, scoring on a reverse of 22 yards and on punt returns of 59 and 64 yards. He was the NFC's third leading punt returner (eighth in the NFL) with an 11.8-yard average, and he was one of only two NFL players to return a pair of punts for touchdowns for the year, becoming the fifth man in team history to accomplish that feat. In addition, with both of his scores on returns coming against the Cardinals (in separate games), he became just the third player in NFL history to return a punt for a touchdown against the same opponent in separate games during the same season. Billy "White Shoes" Johnson (vs. Cleveland, 1977) and Eric Metcalf (vs. Cincinnati, 1994) are the others. When he wasn't establishing himself as one of the game's brightest young return men, McGarity saw extended time as a slot receiver in the Cowboys multiple receiver sets, finishing the year tied for fourth on the squad with 25 catches for 250 yards. McGarity made his presence known at Arizona (9/10), when he returned a first quarter punt 64 yards for a touchdown. The following week at Washington (9/18), he sprained his right ankle on his first punt return attempt and missed the remainder of the Cowboys Monday night win over the Redskins. The ankle injury forced him to the sidelines for the next two games. He then returned three punts for 22 yards, including a 16-yarder, at the N.Y. Giants (10/15). In the Cowboys win over Arizona (10/22), McGarity recorded his second punt return for a touchdown, taking a first quarter punt 59-yards up the middle for the score. He finished the day with four returns for 68 yards. In the following week's overtime loss to Jacksonville (10/29), he averaged 11.5 yards on two punt returns, including an 18-yarder that helped kick-start the Cowboys game-tying touchdown drive in the fourth quarter. After Raghbi Ismail sustained a torn ACL in the overtime loss to Philadelphia (11/5), McGarity saw extended time at wide receiver. He responded with three receptions for 19 yards, including a third down reception in overtime to convert a first down against the Eagles, while averaging 12.3 yards on three punt returns. In the win over Cincinnati (11/12), McGarity was second on the team with four receptions for 51 yards, including a career-long 25-yard grab. He also recorded the first two rushing attempts of his career, gaining 15 yards. He finished the day against the Bengals by touching the ball six times from scrimmage and picking up 66 yards and three first downs, including two on third down. At Baltimore (11/19), he led the team with a career-high six receptions that covered 40 yards. The following week against Minnesota (11/23) on Thanksgiving Day, McGarity posted five receptions for 54 yards while adding two punts returns for 20 yards. At Tampa Bay (12/3), he led the team with a career-high 59 receiving yards on four receptions. In the Cowboys win over Washington (12/10), McGarity had a huge impact on all 12 of Dallas' first half points. He returned the Redskins first two punts 33 and 27 yards to set Dallas up at the 'Skins 25- and 30-yard lines. Both possessions ended in Tim Seder field goals. In the second quarter, he registered his first career offensive touchdown with a 22-yard end around run to put Dallas ahead for good at 12-7.

**1999:** McGarity, who missed half the season due to injuries, saw his first NFL action in the season opener at Washington (9/12), playing in four receiver sets and fair catching a punt. He returned three punts for 16 yards the next week against Atlanta (9/20) before being inactive against Arizona (10/3) and at Philadelphia (10/10). Following Michael Irvin's neck injury in the Philadelphia game, McGarity returned





to the lineup at the N.Y. Giants (10/18) and posted his first professional receptions, catching three passes for 36 yards. He dislocated his right shoulder in the second quarter against the Giants and missed the next four games. He returned to practice on Nov. 17, but was inactive at Arizona (11/21). He returned to action on Thanksgiving Day against Miami (11/25) and registered one catch for three yards. He made his first career start at New England (12/5) for an injured Ernie Mills, making McGarity the first rookie to start at wide receiver for Dallas since Kevin Williams on Dec. 18, 1993. McGarity posted three receptions for 31 yards against the Patriots. He fractured the ring finger on his right hand in practice on Dec. 8, underwent surgery on Dec. 9 to insert screws and was placed on injured reserve.

**COLLEGE:** McGarity overcame two major knee operations during college to leave Texas ranked sixth on the school's career receptions list (95) and third in receiving yards (1,687) and touchdowns (14). He also posted the longest reception in Longhorn history (97 yards) and scored eight touchdowns of 30 yards or longer. He earned All-Big 12 honors as a senior after setting then school records with 58 receptions for 1,087 yards (18.7 avg.) and nine touchdowns, the second highest touchdown total in school history. He also set the single-game touchdown record with four scores at Texas Tech. As a junior, McGarity caught 10 passes for 169 yards before tearing the anterior cruciate ligament in his left knee in the third game of the season. He grabbed 18 passes for 318 yards (17.7) and four touchdowns, including the Big 12 Championship Game-winning touchdown, as a sophomore. McGarity totaled 112 yards and three touchdowns on 26 carries and 113 yards on nine receptions as a reserve tailback during his redshirt freshman campaign. McGarity was redshirted in 1994 after tearing the ACL in his right knee on the first day of preseason drills.

**PERSONAL:** Wane Keith McGarity rushed for 1,606 yards and 22 touchdowns on 233 carries as a senior at Clark High School in San Antonio, TX, after rushing for 890 yards as a junior. He was also a three-time district champion in the 100-meters, twice qualifying for the state finals. In 1992, McGarity had reconstructive surgery to repair a torn ACL in his right knee. The Sports Management major regularly visited Children's Hospital of Austin during his stay at the University of Texas. After arriving in Dallas, McGarity participated as a celebrity coach for a Dallas Cowboys Gatorade Football Clinic for children from The Boys and Girls Club of Wichita Falls during the Cowboys 1999 training camp.

## MCGARITY'S COWBOYS TOTALS


Year	No.	Receiving			
		Yds.	Avg.	Long	TD
1999	7	70	10.0	18	0
2000	25	250	10.0	25	0
Totals	32	320	10.0	25	0

Year	No.	Rushing			
		Yds.	Avg.	Long	TD
2000	6	49	8.2	22t	1

Year	No.	Punt Returns				
		FC	Yds.	Avg.	Long	TD
1999	3	4	16	5.3	9	0
2000	30	9	353	11.8	64t	2
Totals	33	13	369	11.2	64t	2

## Single-Game Bests

Receptions – 6 @ Baltimore, 11/19/00  
 Receiving Yards – 59 @ Tampa Bay, 12/3/00  
 Long Reception – 25 vs. Cincinnati, 11/12/00  
 Rushing Attempts – 2 vs. Cincinnati, 11/12/00  
 Rushing Yards – 22 vs. Washington, 12/10/00  
 Punt Returns – 5 vs. Washington, 12/10/00  
 Punt Return Yards – 79 vs. Washington, 12/10/00  
 Long Punt Return – 64t @ Arizona, 9/10/00



## Michael Myers

### Defensive Line

6'2" ★ 288 ★ 1/20/76

Alabama

D-4 for '98 (100th overall)

NFL: 4th Year ★ Cowboys: 4th Year

# 94

**GAMES/STARTS** (regular season, playoffs): 1998 (16/1, 1/1), 1999 (6/0, 1/0), 2000 (13/7). Total – 35/8, 2/1.

**PRO:** Since the day the Cowboys drafted Michael Myers in the fourth round of the 1998 NFL Draft, coaches believed they were getting a quality prospect who just needed time to develop. After displaying flashes of that promise in his first two seasons, injuries landed him the playing time he needed in 2000, and he responded with the best season of his young career. Myers proved over the second half of the season that he had matured into a solid NFL defensive lineman. He has the ability to create havoc along the line of scrimmage while at the same time consistently finding a way into opponents' backfield. His four tackles for a loss in seven starts last season are a testament to the athletic ability that gives him the versatility to play tackle and end.

**2000:** When given an opportunity after Chad Hennings (neck) and Leon Lett (knee) were forced to the sidelines with season ending injuries at mid-season, Myers had a career-year in just a few short weeks. He finished with 46 stops, topping his career total through his first two seasons combined (34 tackles). He also contributed four tackles for a loss – good for fourth on the team – and a career-high six quarterback pressures. He was able to post these totals despite earning just seven starts in 13 games. After sitting out the first three weeks as a game-day deactivation, Myers took advantage of his first action of the season to



record five tackles against San Francisco (9/24). The following week at Carolina (10/1), he saw considerable playing time at defensive tackle when Leon Lett was limited with a strained right hamstring. While he recorded two tackles and a quarterback pressure at the N.Y. Giants (10/15) on defense, Myers's biggest contribution may have been as a blocking tight end in goal line formations when he came in motion behind center and helped lead Emmitt Smith into the end zone for a three-yard touchdown. Myers contributed a big-play on defense against Arizona (10/22) when he tackled Michael Pittman and forced a fumble that the Cardinals recovered but that set them up with second-and-22. The Cardinals were unable to convert that into a first down, and Wane McGarity returned the ensuing punt for a touchdown. Myers also saw action for the second straight week at tight end in goal line situations with Smith scoring again behind his blocking. After Lett suffered a season ending knee sprain in practice on Nov. 8, Myers moved into the starting lineup for the final seven weeks. He earned his first career start at defensive tackle against Cincinnati (11/12), and his play helped limit the Bengals to 195 total yards of offense. He then recorded six tackles, including two behind the line of scrimmage, at Baltimore (11/19). Against Minnesota (11/23), Myers tied for third on the team with five tackles and added a tackle for a six-yard loss on a screen pass. He was then second among defensive linemen with four tackles at Tampa Bay (12/3). Myers posted the biggest game of his career against Washington (12/10) when he led the team with a career-high eight tackles. Along the way he helped limit Stephen Davis, the NFC's third-leading rusher, to 57 yards. Myers closed out his breakthrough season with seven tackles at Tennessee (12/25). He also recovered the first fumble of his career, falling on a Frank Wycheck loose ball at midfield in the first quarter.

**1999:** Myers saw action in six games, recording 11 tackles, two quarterback pressures and one tackle for lost yardage. He was inactive for Dallas' other 10 regular season games. In the Cowboys win over Arizona (10/3), he saw action at defensive tackle and recorded four tackles while helping limit the Cardinals to 208 yards of offense. At Philadelphia (10/10), he saw reserve action at defensive tackle and recorded two tackles while helping limit the Eagles to 244 yards of offense. In the Monday night loss at Minnesota (11/8), Myers recorded one tackle that resulted in a three-yard loss for Leroy Hoard. In the season ending win over the N.Y. Giants (12/00), he picked up his two quarterback pressures for the year. The following week in the playoff loss at Minnesota (1/9/00), Myers was pressed into duty because of injuries on the Dallas defensive line and responded with two sacks and a season-high six tackles.

**1998:** After spending most of his first training camp working at defensive tackle, Myers began the season as the top back-up behind Kavika Pittman at rush defensive end. Myers opened his rookie campaign with three tackles at Denver (9/13). The next week at the N.Y. Giants (9/21), he again recorded three tackles and batted down a pass. He tallied two tackles at Washington (10/4) before registering a tackle and a quarterback pressure while helping limit Carolina (10/11) to 35 rushing yards on 21 carries (1.7 avg.). At Chicago (10/18), he helped limit the Bears to 2.5 yards-per-rushing attempt with two tackles. He logged his first career sack with a second quarter take down of Bobby Hoying at Philadelphia (11/2). He then recorded a season-high six tackles and his second sack at Arizona (11/15) while helping limit the Cardinals to 32 rushing yards on 21 carries. He contributed two tackles and a pressure on Thanksgiving Day against Minnesota (11/26) before registering three tackles, a pass defended and a quarterback pressure at New Orleans (12/6). Myers saw considerable second half action against Philadelphia (12/20) after Pittman suffered a strained hamstring. Myers earned his first NFL start the next week against Washington (12/27) in place of Pittman, teaming with Greg Ellis to become the first pair of rookie defensive linemen to start at the same time in club history. He recorded his third sack of the season against the Redskins. He started his first postseason contest against Arizona (1/2/99) in a wild card playoff game and tallied a tackle and a quarterback pressure. Myers, a fourth round draft choice (100th overall), was just the second Crimson Tide defensive player ever selected by Dallas.

**COLLEGE:** Myers was a preseason All-America and All-SEC selection as a senior at Alabama. He started the season with five tackles and half a sack against Vanderbilt but missed the remainder of the season following an NCAA suspension. Myers made the jump from junior college to Division I football by earning All-America honors from *The Sporting News* and consensus All-SEC accolades after recording 66 tackles, 24 quarterback pressures and 13 sacks in his first season at Alabama. His 13 sacks rank third in school history behind Derrick Thomas' 18 in 1987 and 27 in 1988. He was a two-time JUCO All-America at Hinds, MS, Junior College, where he established a school record with 20 sacks as a freshman.

**PERSONAL:** The Human Performance major was an all-state and all-region selection as a senior at Vicksburg, MS, High School, where he also was a member of the basketball team. Myers participated in the Dallas Cowboys/Junior Cattle Baron's "Our Heroes are All Kinds of Cowboys" party, hosted at Texas Stadium for 500 children suffering from cancer.

## MYERS' COWBOYS TOTALS

Year	Tackles		Tot.	Sacks	Tkl/ Loss	QB Press.	Passes Def.	For. Fum.
	Solo	Ast.						
1998	9	14	23	3.0(-17)	0(0)	5	2	0
1999	4	7	11	0.0(0)	1(-3)	2	0	0
2000	30	16	46	0.0(0)	4(-12)	6	2	1
Totals	43	37	80	3.0(-17)	5(-15)	13	4	1
<b>Playoffs</b>								
1998	0	1	1	0.0(0)	0(0)	1	0	0
1999	2	4	6	2.0(-4)	0(0)	0	0	0
Totals	2	5	7	2.0(-4)	0(0)	1	0	0


## Opponents' Fumbles Recovered

Year	No.	Yds.	Avg.	Long	TD
2000	1	0	0.0	0	0

## Single-Game Bests

Tackles - 8 vs. Washington, 12/10/00  
 playoffs - 6 @ Minnesota, 1/9/00  
 Sacks - 1.0, three times, last vs. Washington, 12/27/98  
 playoffs - 2.0 @ Minnesota, 1/9/00  
 Quarterback Pressures - 2 vs. N.Y. Giants, 1/2/00  
 Tackles for Losses - 2 @ Baltimore, 11/19/00





# Dat Nguyen

## Linebacker

5'11" ★ 243 ★ 9/25/75

Texas A&M

D3 for '99 (85th overall)

NFL: 3rd Year ★ Cowboys: 3rd Year



**GAMES/STARTS** (regular season, playoffs): 1999 (16/0, 1/0), 2000 (10/5). Total - 26/5, 1/0.

**PRO:** Dat Nguyen (pronounced WIN) has been overcoming long odds his entire life. The son of Vietnamese immigrants, Nguyen has battled the perception that he was too small to play football for as long as he has been involved in the game. He began proving critics wrong at an early age, and he proceeded to leave Texas A&M as the Aggies career record holder with 51 consecutive starts, 517 career tackles and a 10.7 tackles-per-game average. Despite such an illustrious collegiate career, the "undersized" criticism was still heard from NFL personnel. The Cowboys overlooked that criticism and drafted the most productive linebacker in Texas A&M history in the third round (85th overall) of the 1999 NFL Draft. Nguyen made an impact with the Cowboys from the very beginning, leading the team in special teams stops as a rookie and becoming Dallas' starting middle linebacker in his second professional season. Nguyen's keen football instincts give him an uncanny ability to be around the ball, while his speed and quickness allow him to string plays wide while plugging up holes and creases. Coaches are looking forward to seeing him play a full 16 game schedule at middle linebacker after injuries forced him to miss six games in 2000.

**2000:** Nguyen opened the season as the Cowboys starting middle linebacker, and despite missing six games due to injury, finished the year with 64 tackles, four stops behind the line of scrimmage, four passes defended and two interceptions. In his first professional start, he posted eight tackles and intercepted a pass, which he returned 24 yards, against Philadelphia (9/3). At Arizona (9/10), he led the team with a career-high 12 tackles, including one for a loss, despite being slowed and missing playing time with a sprained MCL in his left knee. His knee sprain forced him to miss games at Washington (9/18), against San Francisco (9/24) and at Carolina (10/1). He returned to action at the N.Y. Giants (10/15) and tallied seven stops, one behind the line of scrimmage, before suffering a strained neck in the fourth quarter that forced him from the game. He missed the next three games due to the neck strain, returning to action against Cincinnati (11/12). He saw action against the Bengals at middle linebacker in passing situations and recorded his second interception of the season. Nguyen posted four stops in spot play at Baltimore (11/19) before finishing fifth on the team with eight tackles at Tampa Bay (12/3) despite not starting. He was second on the team with seven tackles against Washington (12/10) while seeing considerable playing time off the bench. His effort against the Redskins helped limit Stephen Davis, the NFC's second-leading rusher, to 57 yards. He returned to the starting lineup at middle linebacker against the N.Y. Giants (12/17) and tied for third on the team with 10 stops. He closed out the season at Tennessee (12/25) tying for third on the club with seven stops in his second consecutive start.

**1999:** Nguyen led the team with 41 tackles and 2.5 sacks in the preseason, setting the stage for an outstanding rookie season. He made an immediate impact with his stellar special teams play and solid performance as a nickel middle linebacker. He finished the season as the Cowboy's leading special teams tackler with 18 stops, recording at least one special teams tackle in 12-of-17 games (including postseason) and earning all-rookie honors from the *Football Digest* for his special teams play. On defense, he had 34 tackles, five tackles for lost yardage (tied for third on the team), one sack, one interception and a forced fumble. In his first professional game, at Washington (9/12), Nguyen led the Cowboys with three special teams tackles. He also recovered a key fourth quarter on-side kick that helped the Cowboys overcome a 21 point deficit in a game that was won by Dallas in overtime. The following week against Atlanta (9/20), he recorded his first career tackle at middle linebacker in a nickel passing situation. Against Arizona (10/3), Nguyen tied for the team lead among linebackers with a season-high five tackles, including one for a three-yard loss on a screen pass. He also recorded his first career interception with a fourth quarter pick of Jake Plummer. Two weeks later at the N.Y. Giants (10/18), he equaled his season-high with five tackles and had a tackle for a loss while playing middle linebacker in nickel situations. Nguyen recorded his first career sack at Indianapolis (10/31) when he brought down Peyton Manning for a 13-yard loss on first-and-goal from the Dallas three-yard line. He also tied for the team lead with three special teams stops against the Colts. In the Monday night loss at Minnesota (11/8), Nguyen tied for the team lead with two special teams tackles while also forcing a fumble on a second quarter kickoff return that Charlie Williams recovered at the Vikings 24-yard line to set up the second Dallas touchdown. Playing mostly in the nickel defense, he recorded four tackles against the Vikings. At Arizona (11/21), he tied for the team lead with two special teams stops and added two tackles at middle linebacker in Dallas' nickel defense. At New Orleans (12/24), he recorded four tackles and had a tackle for a 12-yard loss. In the season finale against the N.Y. Giants (1/2/00), Nguyen took over at middle linebacker in the second half for Randall Godfrey (back stiffness) and went on to tie his season-high tackle total with five while helping limit the Giants to 74 yards rushing. In the playoff loss at Minnesota (1/9/00), Nguyen broke up two passes and recorded three tackles.



**COLLEGE:** Following his senior season, Nguyen was one of the nation's most decorated collegiate players, earning All-America honors from Walter Camp, *The Sports Network*, *The Sporting News*, Burger King/AFC, *Football News & College Football News*. The National and Big 12 Defensive Player of the Year, he also won the Lombardi Trophy and Chuck Bednarik Award, while being a finalist for the Dick Butkus and Sullivan Awards. Nguyen was also named the *Dallas Morning News* Big 12 Male Athlete of the Year. He finished his senior season with a career-high 147 tackles, becoming the first player in school history to lead Texas A&M in tackles four straight seasons. He also added 20 tackles for losses, four sacks, four forced fumbles and two interceptions. He closed his collegiate career with A&M records for consecutive starts (51), tackles (517) and tackles-per-game (10.7). As a junior, he was an All-Big 12 first-team selection and the team MVP. He was also an All-Big 12 first-team selection as a sophomore. In 1995, Nguyen was named Southwest Conference Defensive Newcomer of the Year as a redshirt freshman.

**PERSONAL:** Nguyen was a consensus Texas Top 100 linebacker following his prep career at Rockport-Fulton High School in Rockport, TX. He earned district 30-3A Defensive Player of the Year honors as a senior after tallying 188 tackles. He also earned Class 3A second-team all-state honors as a punter. Nguyen graduated from Texas A&M with a degree in Agricultural Development in Aug. 1998 and took post-graduate classes during his senior football season. He has taken an active role in the Dallas community, participating in programs that include the Children's Cancer Fund Fashion Show and the Dallas Race for the Cure benefiting the Susan G. Komen Breast Cancer Foundation for Research. Dat and wife Becky were married this past spring. Dat also served as a guest flag-football coach in the Cowboys annual Let Us Play! Sports Camp for girls from various non-profit agencies in the Dallas-Fort Worth area. Coach Nguyen led his group to the mock "Super Bowl" victory in 2001.


NGUYEN'S COWBOYS STATISTICS

Year	Solo	Tackles		Sacks	Tk/Loss	QB Press.	Passes Def.	For. Fum.	Special Teams		
		Ast.	Tot.						Solo	Ast.	Tot.
1999	25	9	34	1.0 (-13)	5(-19)	1	1	1	11	7	18
2000	37	27	64	0.0 (0)	4(-5)	1	4	0	0	0	0
Totals	62	36	98	1.0 (-13)	9(-24)	2	5	1	11	7	18

Playoffs											
1999	1	2	3	0.0 (0)	0(0)	0	2	0	0	1	1

Year	No.	Interceptions			
		Yds.	Avg.	Long	TD
1999	1	6	6.0	6	0
2000	2	31	15.5	24	0
Totals	3	37	12.3	24	0

**Single-Game Bests**  
 Tackles - 12 @ Arizona, 9/10/00  
 Solo tackles - 7 vs. Philadelphia, 9/3/00  
 Tackles for losses - 2 @ Tampa Bay, 12/3/00  
 Passes defended - 2 vs. Philadelphia, 9/3/00  
 playoffs - 2 @ Minnesota, 1/9/00



**Brandon Noble**

**Defensive Tackle**

6'2" ★ 304 ★ 4/10/74

Penn State

FA for '99

NFL: 3rd Year ★ Cowboys: 3rd Year



**GAMES/STARTS** (regular season, playoffs): 1999 (16/0, 1/0), 2000 (16/9). Total - 32/9, 1/0.

**PRO:** An NFL Europe success story, Brandon Noble originally signed with Dallas in February of 1999 and spent the spring of that year guiding Barcelona to the World Bowl game in NFL Europe. A tenacious competitor who overcompensates for any physical shortcomings with a non-stop desire to make plays, Noble quickly found a spot in the Cowboys defensive tackle rotation in his first year with the club. Last season, as injuries felled his tackle linemates, Noble stood tall as the only defensive tackle to see action in all 16 games for Dallas, starting nine contests. With the added playing time, he responded by finishing second among all defensive linemen with 69 tackles and was third in quarterback pressures with 10. Noble's journey to the top has been long, having originally signed with San Francisco as a rookie free agent in 1997, he was waived during training camp. In between brief stops on the 49ers practice squad in 1997 and 1998, he spent the first of two very successful NFL Europe campaigns with Barcelona in 1998.

**2000:** As injuries claimed the season of players all around him on the defensive line, Noble answered the call with a breakthrough season, finishing second among the club's defensive linemen with a career-high 69 tackles. He was also third on the team with 10 quarterback pressures. After seeing action mostly as a reserve the first half of the season, Noble moved into the starting lineup for Chad Hennings (neck nerve irritation) the final eight games of the season and recorded 45 tackles (5.6 per game) in his new role. As a member of the defensive tackle rotation, Noble came off the bench to add five tackles in the season opener against Philadelphia (9/3). He earned his first NFL start when he replaced Leon Lett in the lineup at Carolina (10/1). In that game Noble recorded four tackles and a career-high four quarterback





pressures. He also forced Steve Beuerlein into an intentional grounding penalty at the Panthers one-yard line that led to a Dallas safety. Returning to a reserve role, he logged two tackles at the N.Y. Giants (10/15) and three stops against Arizona (10/22). Noble led all defensive linemen and was fourth on the team with eight tackles against Jacksonville (10/29). One week later, he improved on that performance when he took over the starting right tackle spot for Hennings and led the defensive line with a career-high 10 stops at Philadelphia (11/5). It was the second highest tackle total by a Dallas defensive lineman in 2000 and the tops by a defensive tackle. His play helped limit four Philadelphia running backs to 25 carries for 77 yards (3.1 avg.). Noble was second among defensive linemen with six tackles and recorded his first sack of the season when he forced Akili Smith out of bounds on the opening possession against Cincinnati (11/12). He also batted down his first pass of the year and helped hold the Bengals to 195 total yards. In the ensuing weeks, Noble remained among the defensive leaders in tackles with eight stops at Baltimore (11/19) and five against Minnesota (11/23). He then led all defensive linemen with five tackles at Tampa Bay (12/3). Against Washington (12/10), Noble forced the first fumble of his career and helped limit Stephen Davis, the NFC's third-leading rusher, to 57 yards. In a season of firsts for Noble, he added another against the N.Y. Giants (12/17) when he blocked a Brad Daluiso field goal attempt for his first career block. Noble closed out the season finishing second among defensive linemen with six tackles at Tennessee (12/25) in the season finale.

**1999:** A participant in all 17 regular season and postseason games, Noble finished the year second on the team for tackles among non-starters with 36 stops. He tied for fourth on the squad in sacks with three, and he also added five quarterback pressures, one fumble recovery and a pair of tackles for lost yardage. In his first NFL regular season game action, at Washington (9/12), Noble was a part of the defensive tackle rotation, logging one tackle and a quarterback pressure that helped set up a Greg Ellis sack in overtime. In the Cowboys 35-7 win over Arizona (10/3), he recorded three tackles and helped limit the Cardinals to 208 total yards. Two weeks later in the Monday night loss at the N.Y. Giants (10/18), he recorded a season-high four tackles while helping limit the Giants to 75 yards rushing on 30 carries (2.5 avg.). The following week in the 38-20 win over Washington (10/24), Noble recorded his first career sack with a takedown of Brad Johnson in the fourth quarter. He also added two tackles. At Minnesota (11/8), he registered his second sack of the season with a takedown of Jeff George, while tying his season-high with four tackles. In the nationally televised Thanksgiving Day win over Miami (11/25), Noble turned in one of his most productive outings of the season. He picked up his third sack of the year with a take-down of Dan Marino and recorded three tackles and a tackle for a loss as Dallas shutout the Dolphins and limited them to just 69 yards rushing. In the win over Philadelphia (12/12), he recovered his first career fumble. The following week against the N.Y. Jets (12/19), he again tied his season-high tackle total of four while adding a quarterback pressure. Noble spent the spring with the Barcelona Dragons of NFL Europe. He finished fifth in the league with five sacks while placing fourth on the Dragons tackle chart with 27. His effort helped lead Barcelona to the World Bowl.

**1998:** Noble signed with San Francisco on Jan. 13 and was allocated to the Barcelona Dragons of NFL Europe. He was named NFL Europe Defensive Player of the Week after recovering two fumbles, returning one 34 yards for a touchdown, against Frankfurt. Noble went to training camp with the 49ers but was released at the end of camp. He signed onto the 49ers' practice squad on Dec. 3 and was released following the season.


**1997:** Noble signed with San Francisco as a rookie free agent but was waived during camp. He was signed to the 49ers' practice squad Nov. 12, but was waived a week later.

**COLLEGE:** As a senior at Penn State in 1996, Noble posted a team-high eight sacks and a career-high 72 tackles. In his first full season as a starter during his junior campaign, he registered 53 tackles and four sacks. As a sophomore, he totaled 22 tackles and two sacks during Penn State's 12-0 season.

**PERSONAL:** Brandon Patrick Noble was named the class 3-A State Player of the Year as a senior at First Colonial High School in Virginia Beach, VA. Brandon and Mary Kate were married Thanksgiving weekend during the 2000 season. The Nobles participated in The Salvation Army Angel Tree Program, providing gifts for the holiday season to children in need. They live in Irving, TX with their two 60-pound English bulldogs, Bubba and Chief.

## NOBLE'S COWBOYS TOTALS

Year	Tackles			Sacks	Tkl/ Loss	QB Press.	Passes Def.	For. Fum.	Blk Kick
	Solo	Ast.	Tot.						
1999.....	20	16	36	3.0 (-16)	2(-2)	5	1	0	0
2000.....	33	36	69	1.0 (-1)	0(0)	10	1	1	1
Totals.....	53	52	105	4.0 (-17)	2(-2)	15	2	1	1
<b>Playoffs</b>									
1999.....	2	1	3	0.0(0)	0(0)	0	0	0	0
Year	Opponents' Fumbles Recovered				TD	Single Game Bests			
	No.	Yds.	Avg.	Long		Tackles - 10 @ Philadelphia, 11/5/00	Quarterback Pressures - 4 @ Carolina, 10/1/00		
1999.....	1	0	0.0	0	0				



## Craig Page

### Center

6'3" ★ 303 ★ 1/17/76

Georgia Tech  
FA for '00

NFL: 2nd Year ★ Cowboys: 2nd Year

# 62

**GAMES/STARTS** (regular season, playoffs): 1999 (prac. sq., 0/0-Ten.), 2000 (1/0), Total -1/0,0/0 (Dallas 1/0).


**PRO:** After center Mark Stepnoski sprained the medial collateral ligament in his left knee at Baltimore last season, the Cowboys signed Craig Page off the Tennessee Titans practice squad on Nov. 22 to provide depth at the center position. Page is a big, physical player that has spent the last two seasons on the Titans practice squad learning the professional game. With Stepnoski's return, Page will be fighting with Ben Fricke for the reserve center position in 2001.

**2000:** Page went to camp with the Titans but was released on the final cut-down day (Aug. 26). He signed to Tennessee's practice squad on Aug. 30, where he spent the first 12 weeks of the season before Dallas signed him to their active roster on Nov. 22. Page was a game day deactivation against Minnesota (11/23) and was active but did not play at Tampa Bay (12/3) and against the N.Y. Giants (12/17). In the season finale at Tennessee (12/25), Page saw fourth quarter action at center.

**1999:** Page signed with the Tennessee Titans as a rookie free agent on April 21 but was released at the end of camp on Aug. 25. He signed to the Titans practice squad Sept. 7, where he spent the regular season. Page was then moved to the active roster on Jan. 14 for Tennessee's final three playoff games but was deactivated on game days.

**COLLEGE:** Page was a three-year starter for Georgia Tech, earning All-America honors as a senior. He became the first Yellow Jacket to earn consensus All-America honors since 1992. Following his senior campaign, he also won the Jacobs Blocking Trophy as the top blocker in the Atlantic Coast Conference while helping Georgia Tech lead the ACC with 35.5 points-per-game. As a junior, he helped lead the Yellow Jackets to the third best rushing offense in the conference. During his sophomore campaign, he started all 11 games, playing every snap in nine of those contests. Page was redshirted in 1995 after transferring from Louisville, where he played one year at defensive tackle.

**PERSONAL:** Born in Virginia Beach, VA, Warren Craig Page earned all-state honors and was named the Defensive Player of the Year by the *Palm Beach Post* after registering 91 tackles and 10 sacks as a senior at Jupiter, FL, High School. He earned all-district, all-conference and all-area honors as a junior after totaling 80 tackles and seven sacks.



## Solomon Page

### Tackle

6'4" ★ 321 ★ 2/27/76

West Virginia  
D2 for '99 (55th overall)

NFL: 3rd Year ★ Cowboys: 3rd Year

# 77

**GAMES/STARTS** (regular season, playoffs): 1999 (14/6, 1/0), 2000 (16/16), Totals - 30/22, 1/0.

**PRO:** When Solomon Page was still available in the second round of the 1999 NFL Draft, the Dallas Cowboys saw an opportunity to add a big, aggressive lineman with outstanding athletic ability to the roster. Page lived up to his billing and was immediately thrust into the responsibility of playing on a regular basis as a rookie - seeing action in 14 games with six starts. In his second NFL season, Page started every game at right guard and displayed continual improvement as the season progressed. A versatile athlete, who has spent most of his NFL snaps at guard, Page will have the opportunity to return to his more natural position, tackle, in 2001. The departure of longtime starter Erik Williams at right tackle has created a void that Page should capably handle. A left tackle in college, he made the adjustment to left guard as a rookie, starting five games for an injured Larry Allen. He then started at right guard throughout 2000. Page is capable of playing at either guard or tackle on both sides of the line.

**2000:** Page opened the season as the starting right guard and was part of an offensive line that surrendered 35 sacks - only 12 teams allowed fewer in 2000. He displayed his versatility in the opener against Philadelphia (9/3), where he started the game at right guard but was shifted out to right tackle after Williams was ejected. At Arizona (9/10), Page's blocking helped limit the Cardinals to one sack while






protecting Randall Cunningham as he completed 24-of-34 passes for 243 yards and three touchdowns. Page suffered a strained hamstring in the game but did not miss any playing time. The following week at Washington (9/18), he was a key part of an offensive line that helped Dallas rush for 153 yards on 31 carries (4.9 avg.) and allowed just one sack in 24 pass plays. At Carolina (10/1), Page helped lead Emmitt Smith to 132 yards rushing on 24 carries (5.5 avg.), his first 100-yard effort of the season. As a team, the Cowboys gained 173 yards on the ground in the overtime win over the Panthers. In the Cowboys convincing 48-7 win over Arizona (10/22), the Dallas offensive line keyed the offense to 347 total yards, including 200 yards rushing – 112 by Smith – and allowed just one sack. The line then cleared the way for Smith to top the 100-yard barrier in each of the next two games – overtime losses to Jacksonville (10/29) and at Philadelphia (11/5). In the Thanksgiving Day loss to Minnesota (11/23), the Dallas line did not allow a sack in 43 pass attempts and Smith rushed for 100 yards on 12 carries before suffering a third quarter concussion. At Tampa Bay (12/3), Page helped limit the Buccaneers, the league's third ranked defense in sacks-per-pass play, to two sacks in 35 pass plays and led the way for 113 rushing yards. He also helped limit Warren Sapp to two tackles on the day and the Tampa Bay starting defensive line to six tackles. The following week against Washington (12/10), Page started at guard but moved to right tackle following a neck injury to Williams early in the second half. The Dallas line didn't miss a beat as Smith rushed for 150 yards and a touchdown against the NFL's third ranked defense. In all, the Cowboys ran for 242 yards against the Redskins, the most by the Dallas offense since recording 271 yards on the ground at Philadelphia on Oct. 31, 1993. Down the stretch in 2000, Page was part of a unit the allowed just four sacks of Troy Aikman in his last 172 career passing attempts.

**1999:** Page was a key part of an offensive line that allowed just 24 sacks, the second fewest in the NFL, while allowing one or fewer sacks in nine-of-16 games. In addition, he helped Emmitt Smith to his highest single season rushing total (1,397) since 1995. After being inactive the first two weeks of the season, Page earned his first NFL playing time against Arizona (10/3) in his first professional start. Filling in at right tackle for Williams, Page helped hold the Cardinals without a sack in 21 pass plays. With the game at Arizona (11/21), Page began a string of five consecutive starts at left guard for Allen (sprained knee). At Arizona, Page, who also saw fourth quarter action at right tackle when Williams left the game with a blow to the head, helped the running game amass 156 yards. On Thanksgiving Day against Miami (11/25), he helped lead Smith to 103 rushing yards while helping the line surrender just one sack in 30 pass plays. He started at left guard at New England (12/5) but also saw time at left tackle for Flozell Adams. Page and the offensive line helped Troy Aikman pass for 242 yards against Philadelphia (12/12) while allowing only one sack in 41 passing plays. Against the N.Y. Jets (12/19), his blocking was a key part of a Dallas running attack that gained 195 yards while surrendering only one sack in 29 passing plays. He returned to reserve duty at New Orleans (12/24) as Allen returned to the lineup. Page was the Cowboys second-round (55th overall) draft choice in the 1999 NFL Draft.

**COLLEGE:** A three-year starter at left tackle, Page helped anchor an offensive line at West Virginia that produced at least 300 total yards in each of his final 21 games. He helped All-America running back Amos Zereoue become the school's and Big East's all-time leading rusher (4,054 yards) and quarterback Marc Bulger become WVU's career passing yards leader (5,995). An All-Big East selection as a junior, Page graded out at 89% consistency for an offense that generated 5,546 total yards. He earned All-Big East honors as a sophomore after grading out at 87% consistency for an offense that amassed 4,602 yards. As a redshirt freshman, Page graded out at 84% consistency, becoming just the 11th freshman since 1980 to earn a spot in the exclusive Mountaineer Club for players who grade at least 80 percent at their position in at least eight games. Page was redshirted his first year at WVU after attending Hargrave Military Academy for one year.

**PERSONAL:** An all-city selection at Brashear High School in Pittsburgh, PA, Page was rated the 34th best defensive tackle prospect in the country by *Prep Football Report*. He was an athletic coaching education major at West Virginia. Page has participated in the Cowboys offensive line's support of The RISE School in Dallas with the "First Downs for Down Syndrome" project.



## Izell Reese

### Defensive Back

6'2" ★ 190 ★ 5/7/74

Alabama-Birmingham

D6 for '98 (188th overall)

NFL: 4th Year ★ Cowboys: 4th Year



**GAMES/STARTS** (regular season, playoffs): 1998 (16/0, 1/0), 1999 (8/4, 0/0), 2000 (16/7). Total – 40/11, 1/0.

**PRO:** After joining the Cowboys as a sixth-round draft choice in 1998, Izell Reese has developed into a multi-purpose defensive back who has the right mix of natural athletic ability and versatility to have a productive NFL career. He has started at both strong and free safety and has the speed and coverage ability to be given consideration for playing time at cornerback. He has also proven himself as one of the Cowboys most capable coverage men on special teams, where he led all Dallas players with 22 tackles in 2000 and has now led the club in that category in two of the last three



seasons. Reese is now considered one of the most valuable cogs in the Dallas secondary because of his ability to play any position. He has 11 career starts to his credit, and he has intercepted six passes in 40 career games. As a second-year pro in 1999, he was leading the team in interceptions with three when his season was cut short due to a herniated disc in his neck midway through the schedule. He underwent fusion of the C2-C3 vertebrae on Jan. 4, 2000 and returned to play in all 16 games last year.

**2000:** Reese overcame his largest career hurdle to date by completely recovering from off-season disc surgery and returning to full speed action for the start of the season. With a clean bill of health, Reese responded with the best season of his career. While seeing extended playing time in the secondary – including seven starts due to injured comrades – he ranked second on the team in interceptions (two) and eighth in tackles with a career-high 72. He also led all Dallas special teams players with 22 tackles in the kicking game. In the season opener against Philadelphia (9/3), Reese saw most of his action in multiple defensive back sets, and picked up his first interception of the season. He returned the theft 14 yards to set up a Dallas field goal. At Washington (9/18), Reese made perhaps the biggest defensive play of his young career with a fourth quarter interception of Brad Johnson that ended all hopes of a Washington comeback. He returned the interception 46 yards to set up a final Dallas field goal to ice the win. On special teams, he tied for the team lead with two stops and helped shut down punt returner Deion Sanders. In the loss to San Francisco (9/24), Reese recorded five tackles, one shy of his career-high and took over at strong safety for Darren Woodson in the fourth quarter following his ejection. In the Cowboys overtime win at Carolina (10/1), Reese tied for the team lead with two special teams tackles and added another tackle in the nickel package as the Dallas secondary limited the Panthers wide receivers to eight receptions for 73 yards (9.1 avg.). In Dallas' 48-7 win over Arizona (10/22), Reese recorded four tackles and helped limit Cardinal wide receivers to five receptions for 51 yards through the first three quarters. In the overtime loss at Philadelphia (11/5), he took over in the fourth quarter for George Teague, who broke his right foot. Reese registered four tackles and broke up one pass against the Eagles. He also led the team with three special teams tackles and helped limit Brian Mitchell to one punt return for two yards. He earned his first start of the year the following week against Cincinnati (11/12), taking over at free safety for Teague. Reese responded with a then career-high 10 tackles as the Dallas defense limited the Bengals to 195 total yards, including just 56 net yards passing. One week later at Baltimore (11/19), he turned in a second straight career-high tackle total, finishing second on the team with 11. In the Thanksgiving Day loss to Minnesota (11/23), he recorded four tackles and helped limit the Vikings to 192 net yards passing. At Tampa Bay (12/3), he tied for second on the team with nine tackles and helped limit the Bucs to 51 net yards passing, the lowest output by a Dallas opponent since the N.Y. Giants gained 42 on Sept. 8, 1996. In the Cowboys final victory of the year – against Washington (12/10) – Reese recorded four tackles as the NFL's seventh ranked passing offense was limited to 191 net yards passing. He was also second on the team with two special teams tackles as the Redskins were limited to a 17.9 yard average on eight kickoff returns.

**1999:** Despite missing the final eight games of the season with a herniated disc in his neck, Reese tied for second on the team with three interceptions while totaling 28 tackles, five passes defended, two quarterback pressures and six special team tackles. Against Atlanta (9/20), he posted two tackles and a fourth quarter interception he returned 24 yards. He earned his first NFL start at Philadelphia (10/10). Playing strong safety for Woodson (sprained ankle), Reese logged six tackles and an interception against the Eagles. He again posted six stops at the N.Y. Giants (10/18) before leaving the game in the fourth quarter with a neck strain. He started at free safety for Teague (strained neck) against Washington (10/24) and totaled five tackles and a pass defended, while helping limit the Redskins top ranked offense to 272 total yards. He again started for Teague at Indianapolis (10/31) and registered four tackles and two special teams stops. At Minnesota (11/8), Reese earned his fourth start of the season as Dallas opened in its "45" package. He posted five tackles against the Vikings while intercepting his third pass of the season. He was deactivated against Green Bay (11/14) and placed on injured reserve Nov. 19 with a herniated disc in his neck.

**1998:** Not expected to make a huge impact as a rookie, Reese surprised many by contributing in the Dallas "45" and nickel defenses and emerging into a leader on special teams. Based heavily on the play of Reese – who led the Cowboys in special teams tackles with 21 – the Dallas coverage units led the NFL in kickoff coverage (18.5) and finished third in punt coverage (6.2). In addition, the Cowboys kickoff coverage teams led the NFL in opponents starting field position after receiving a kickoff (22.4-yard line). His 21 tackle performance on special teams was the second best figure among all NFL rookies (Hines Ward, Pittsburgh – 28). His play earned him NFL Special Teams Coverage Player of the Year as selected by the *Dallas Morning News*. Reese started his NFL career off with a bang by tying for the team lead with two special teams tackles in the season opener against Arizona (9/6). He came into his own the second half of the season, recording 16 special teams stops over the final nine games of the regular season. He began that stretch by leading the team with three stops at Philadelphia (11/2). The next week against the N.Y. Giants (11/8), he was second on the team with two special teams tackles and followed that with a team-high three special teams stops at Arizona (11/15). Against Seattle (11/22), he led the team with two special teams tackles, while adding a tackle playing safety in the Dallas nickel defense. While playing safety in the nickel defense against Minnesota (11/26), Reese recorded his first career interception with a third quarter pick of Randall Cunningham. He was also second on the team with two special teams tackles. Continuing to show promise in the secondary, Reese had two tackles at Kansas City (12/13). He recorded two more tackles and a quarterback pressure against Philadelphia (12/20), and then closed out the regular season with two special teams tackles against Washington (12/27), helping limit Brian Mitchell to an 11.4 average on five kickoff returns. He also added two tackles on defense. He made his first career postseason appearance against Arizona (1/2/99), recording three tackles in passing down situations.






**COLLEGE:** Reese finished his four years at UAB ranked second in career tackles with 276. His eight career interceptions ranked him fourth in school history, and his 135 career interception return yards set a school record. Reese also established a school mark by appearing in 44-of-44 games as a Blazer. As a senior, he recorded a career-high 83 tackles from his strong safety position. He closed out his collegiate career with a school-record 85-yard interception return for a touchdown in a win over Arkansas State. He finished second on the team with 69 tackles his junior year after registering 70 tackles and an interception as a sophomore. He posted a career-high 18 stops – the third best single-game total in school history – against Western Kentucky during his sophomore campaign. As a true freshman, Reese had a career-high four interceptions. Reese was the second player in the UAB program's seven-year history to be selected in the NFL Draft, joining cornerback Dainon Sidney (third round by Tennessee in 1998).

**PERSONAL:** A three-year letterman at Northview High School in Dothan, AL, Reese led the team with five interceptions as a senior. He also lettered in basketball. Reese, a physical education major, has served as a celebrity football coach in the annual Dallas Cowboys Let Us Play! Sports Camp for girls, working with girls from non-profit agencies in the Dallas/Ft. Worth area, and he served as a celebrity escort in the 2001 Children's Cancer Fund Fashion Show, which raised \$450,000 for pediatric oncology research. Izell also joined fellow secondary teammates last fall in the Second Annual NFL/United Way Hometown Huddle, serving lunch to the homeless and visiting with children at The Salvation Army, Carr P. Collins Social Services Center.

PLAYERS

REESE'S COWBOYS TOTALS												
Year	Tackles			Sacks	Tkl/Loss	QB Press.	Passes Def.	For. Fum.	Special Teams			
	Solo	Ast.	Tot.						Solo	Ast.	Tot.	
1998	4	3	7	0.0 (0)	0(0)	1	1	0	12	9	21	
1999	20	8	28	0.0 (0)	0(0)	2	5	0	5	1	6	
2000	34	38	72	0.0 (0)	0(0)	0	5	0	12	10	22	
Totals	58	49	107	0.0 (0)	0(0)	3	11	0	29	20	49	
<b>Playoffs</b>												
1998	1	2	3	0.0 (0)	0(0)	0	0	0	0	0	0	
<b>Pass Interceptions</b>												
Year	No.	Yds.	Avg.	Long	TD	<b>Single Game Bests</b>						
1998	1	6	6.0	6	0	Tackles – 11 @ Baltimore, 11/19/00						
1999	3	28	9.3	24	0	Solo Tackles – 5 three times, last @ Tampa Bay, 12/3/00						
2000	2	60	30.0	46	0	Passes Defended – 2 @ Philadelphia, 10/10/99						
Totals	6	94	15.7	46	0							



# Earl Riley

**Safety**

6'0" ★ 208 ★ 3/23/77

Washington State

FA for '00

NFL: 1st Year ★ Cowboys: 1st Year



**GAMES/STARTS:** 2000 (1/0).

**PRO:** Earl Riley took full advantage of his opportunity with the

Cowboys as a rookie in 2000, moving from the club's practice squad to the active roster in just over a month. Dallas was desperate for help in the secondary due to injuries and Riley displayed outstanding range and speed from sideline-to-sideline that excited the coaching staff. He earned his first shot in the season finale at Tennessee (12/25/00) and then spent the spring polishing his skills in NFL Europe with the Scottish Claymores.

**2001:** The Cowboys allocated Riley to the Scottish Claymores of NFL Europe, where he finished the spring with 27 tackles, seven pass deflections, and one interception.

**2000:** Riley originally signed with the Kansas City Chiefs as a rookie free agent in April but was released at the end of camp. He then signed with Dallas as a member of the club's practice squad on Nov. 4. On Dec. 15, he was added to the club's active roster and saw limited action in the season finale at Tennessee (12/25) at safety and on special teams.

**COLLEGE:** As a senior at Washington State, Riley finished his collegiate campaign with 100 tackles, 10 tackles for a loss, three sacks and three interceptions. As a junior transfer from Merced Junior College, he ranked fourth on the team with 66 tackles and second with eight tackles for a loss. Riley was a two-year starter at safety for Merced, recording 66 tackles and seven interceptions – two returned for touchdowns.

**PERSONAL:** Earl Leonard Riley played linebacker and running back for Dos Palos, CA, High School. He was a first team all-conference linebacker and second team all-league running back and was selected as a Western 100 pick by the *Tacoma News Tribune* and *SuperPrep Magazine*.



## Noel Scarlett

# 90

### Defensive Tackle

6'3" ★ 320 ★ 1/21/74

Langston  
FA for '00

NFL: 1st Year ★ Cowboys: 1st Year

**GAMES/STARTS:** 2000 (1/0).

**PRO:** The Cowboys were looking to add strong bodies to their depleted defensive line when they signed Noel Scarlett on Dec. 15, 2000.

Scarlett, a strong, physical defensive tackle, brings a solid work ethic to Dallas' defensive front and will be competing for a spot in the Cowboys' defensive tackle rotation.

**2000:** Scarlett signed with the New England Patriots on Jan. 5, and was allocated to the Scottish Claymores of NFL Europe. After posting 20 tackles and 2.5 sacks for a defense that gave up only 76.3 rushing yards-per-game, Scarlett returned to camp with New England but was released Aug. 2. He signed with Miami on Aug. 3 but was released Aug. 14 and signed to the Kansas City Chiefs' practice squad Oct. 25. Dallas signed him off of the Chiefs' practice squad Dec. 15. Scarlett saw limited action at defensive tackle in the fourth quarter of the season finale at Tennessee (12/25) but did not post a tackle.

**1999:** Scarlett was drafted by Minnesota in the seventh round (236th overall) of the 1999 NFL Draft. Minnesota released him at the end of camp, and he signed to the New England Patriots' practice squad Dec. 22.

**COLLEGE:** As a senior at Langston, Scarlett led the team with a career high 9.5 sacks and nine tackles for a loss. He again earned All-Oklahoma Intercollegiate Conference Honorable Mention honors as a junior after totaling 40 tackles and six sacks. As a sophomore, he earned All-OIC Honorable Mention honors as he amassed 40 tackles, six tackles for a loss and two sacks.

**PERSONAL:** Noel Scarlett attended Elbert County High School in Elberton, GA, where he earned all-area and *Atlanta Journal-Constitution* Super Senior selection honors as a two-way lineman. Noel and his wife Naomi have two children.



## Tim Seder

# 6

### Kicker

5'9" ★ 197 ★ 9/17/74

Ashland University  
FA for '00


NFL: 2nd Year ★ Cowboys: 2nd Year

**GAMES/STARTS:** 2000 (15/0).

**PRO:** Tim Seder joins a long line of free agent kicker finds by Steve Hoffman. A high school teacher and coach just one year ago, Seder

quickly and easily made the transition from the fields of Ashland High School to the turf at Texas Stadium as a rookie. Despite not having kicked competitively for more than two years, Seder outlasted Rian Lindell, Jon Hilbert, Cedric Oglesby and Jaret Greaser during a preseason in which he hit seven-of-nine field goals, becoming the eighth Dallas kicker since the 1989 season — Roger Ruzek (1989), Luis Zendejas (1989), Ken Willis (1990-91), Lin Elliott (1992-93), Eddie Murray (1993, 1999), Chris Boniol (1994-96) and Richie Cunningham (1997-99). After a rookie campaign that saw him challenge a number of the club's rookie records, Seder should continue to improve in 2001 and provide Dallas with the consistent accuracy Cowboys coaches and fans have become accustomed to in the kicking game.

**2000:** In his first year of professional football, Seder finished sixth in the NFC, 12th in NFL, in scoring among kickers with 108 points, a total that was second among rookies. His 108 points was the third highest total ever by a Dallas rookie, and he set a club record for field goals made in a season by a rookie with 25, breaking Lin Elliott's mark of 24. For the year, Seder hit 25-of-33 field goals for a 75.8 percent success rate, the second best field goal percentage by a rookie in club history behind Chris Boniol's club mark of 75.9 percent. Showing no sign of rookie jitters, Seder opened his career by hitting his first seven field goal attempts. In his NFL debut, he hit both field goal attempts (34 and 38 yards) against Philadelphia (9/3). He then connected on a 44-yard field goal and all four extra points at Arizona (9/10). With 1:46 remaining at Washington (9/18), Seder hit a 38-yard field goal to help seal a 27-21 win for Dallas. In a day filled with ups and downs at Carolina (10/1), Seder ended his day on a high when he connected on a 24-yard game-winning field goal in overtime to give Dallas a 16-13 victory. In the first half against the Panthers, he connected on a 27-yard kick. Then with 1:00 remaining, he was wide left from







45-yards out on a kick that would have given Dallas the win in regulation. It was the first miss of his Dallas career. He redeemed himself with the overtime connection. Seder logged a season-high six extra points against Arizona (10/22). At Philadelphia (11/5), he hit a career-long 48-yard field goal in the third quarter and added a go-ahead 27-yard field goal with 1:55 remaining in the fourth quarter to put Dallas up 13-10. Seder scored all 16 of the Cowboys second half points in a 23-6 win over Cincinnati (11/12). In doing so, he became the first kicker in club history to score a touchdown when he took a handoff on a fake field goal and rushed one yard up the middle for a score in the third quarter. That performance was named the NFL's DirecTV NFL Play of the Week. As a kicker, he struggled some from the field as he went three-of-six on field goal attempts in the rain, hitting from 35, 42 and 43 yards out but missing 39, 44 and 51-yard attempts. Seder finished the day with career-highs for points (17) and field goal attempts (6) – one attempt shy of the club record for field goal attempts in a game. In addition, he took over the kickoff duties in the second half after Micah Knorr suffered a hyperextended left knee. Seder was short on his only field goal attempt, a 46-yarder in third quarter into a stiff breeze, at Baltimore (11/19). Against Minnesota (11/23), he hit three field goals (in four attempts). With 86 points for the season after 12 weeks, Seder moved past Ken Willis (80 points) into third on the club's rookie scoring list. His only field goal attempt at Tampa Bay (12/3) was partially blocked at the line. Seder logged 14 points and was successful on a career-best four field goals (in five attempts) against Washington (12/10). He then helped take Dallas to a 13-0 halftime lead against the N.Y. Giants (12/17) with 47 and 43 yard field goals. That action would prove to be his last of the season as he never took the field in a 31-0 loss at Tennessee (12/25) to close out the season.

**1998-99:** Seder did not play football but instead coached football, baseball and freshman basketball while teaching health and physical education at Lucas High School in Ashland, OH.

**COLLEGE:** Seder led Ashland University in scoring in each of his final three seasons and finished his career with a school-record 41 field goals. He left Ashland with 204 career points, to rank fourth in Ashland football scoring annals. As a senior he totaled 64 points, connecting on 14-of-19 field goals and 22-of-24 extra points attempts. His 14 field goals on the season was the second highest field goal total in school history and his performance, which led the league, earned him All-Midwest Intercollegiate Football Conference honors. His last game at Ashland was against Slippery Rock (11/22/97) in the NCAA Division II Playoffs, and his last made field goal came against the University of Indianapolis (11/8/97), a 33-yarder. Seder also earned second-team All-MIFC honors as a center fielder on Ashland's baseball team. He led the football team in scoring during both his sophomore (38 points on 8-of-13 field goals and 14-of-15 PATs) and junior (54 points on 13-of-20 field goals and 15-of-16 PATs) years. Seder handled Ashland's kicking duties as a freshman, making 28-of-29 extra point tries and six-of-12 field goal attempts for 46 points. He booted a collegiate career-long 48-yard field goal against Hillsdale.

**PERSONAL:** The physical education major, upon graduating from Ashland, took his degree and became a health and physical education teacher and coach at Lucas High School in Ashland, OH. His students encouraged him to follow through on his tryout with the Cowboys. Seder has become active in the Dallas/Ft. Worth community since joining the Cowboys, supporting the Komen Tarrant County Race for the Cure and participating in a water safety video for children produced by the Red Cross. He is also active in FCA, speaking to area youth groups and has served as a celebrity escort in the annual Children's Cancer Fund Fashion Show. In the spring of 2001 Tim served as a volunteer assistant high school boys' basketball coach at Trinity Christian Academy in the Dallas suburb of Addison, TX. His wife, Melissa, was also a teacher at Lucas High School. The couple has a son, Tyler Ryan (5/22/01).

## SEDER'S COWBOYS TOTALS


Year	Scoring					Total	Pct.
	11-19	20-29	30-39	40-49	50+		
2000	2-2	5-6	9-11	9-13	0-1	25-33	75.8

## Field Goal Accuracy

Points – 17 vs. Cincinnati, 11/12/00 (1 TD, 3 FGs, 2 PATs)  
 Field Goals – 4 vs. Washington, 12/10/00  
 Field Goal Attempts – 6 vs. Cincinnati, 11/12/00  
 PATs – 6 vs. Arizona, 10/22/00

## Career Field Goal Attempt Breakdown (25-of-33 overall):

From under 40-yards:	16-of-19 (84.2%)	Indoors:	0-of-0 (0.0%)
From over 40-yards:	9-of-14 (64.3%)	Outdoors:	25-of-33 (75.8%)
At Texas Stadium:	18-of-23 (78.3%)	First Quarter:	3-of-5 (60.0%)
On the Road:	7-of-10 (70.0%)	Second Quarter:	10-of-13 (76.9%)
On Turf:	20-of-25 (80.0%)	Third Quarter:	7-of-8 (87.5%)
On Grass:	5-of-8 (62.5%)	Fourth Quarter:	4-of-6 (66.7%)
		Overtime:	1-of-1 (100.0%)



# Emmitt Smith

## Running Back

5'9" ★ 209 ★ 5/15/69

Florida

D-1 for '90 (17th overall)

NFL: 12th Year ★ Cowboys: 12th Year



**GAMES/STARTS** (regular season, playoffs): 1990 (16/15), 1991 (16/16, 2/2), 1992 (16/16, 3/3), 1993 (14/13, 3/3), 1994 (15/15, 2/2), 1995 (16/16, 3/3), 1996 (15/15, 2/2), 1997 (16/16), 1998 (16/16, 1/1), 1999

(15/15, 1/1), 2000 (16/16). Total – 171/169, 17/17.

**PRO:** In 11 seasons, Emmitt Smith has made an impact on the NFL that few players can match at any position or in any era. As the third-ranked rusher in NFL history, Smith has also won four NFL rushing titles, three Super Bowl titles and a league (1993) and Super Bowl (XXVIII) MVP award. When looking at Smith's career numbers, it's easy to see why he will be remembered as one of the greatest NFL players of all-time. His career rushing total of 15,166 yards has him trailing only Walter Payton (16,726) and Barry Sanders (15,269). Smith is the NFL's career rushing touchdowns leader with 145 and stands second in league annals in total touchdowns with 156, trailing the all-time leader, Jerry Rice, by 31. Already the first player in NFL history with five straight seasons with over 1,400 yards rushing, Smith and Jim Brown are the only players with seven straight 10-touchdown seasons to start their career. With 1,203 yards rushing in 2000, Smith became just the second player in NFL history to rush for 1,000 yards in 10 consecutive seasons (Barry Sanders) and only the third player in NFL history to post 10 1,000 yard rushing seasons in his career (Payton, Sanders). He is also second on the NFL's all-time rushing attempts list with 3,537, trailing only Payton (3,838). With an NFL record 25 touchdowns in 1995, Smith scored 100 career touchdowns in just six seasons, the fastest anyone in league history has reached that mark (he tied Brown's NFL record by scoring 100 touchdowns in just 93 career games). His 145 career rushing touchdowns in 171 games gives him a 0.85 touchdown-per-game scoring average, second behind Brown's 0.90 for tops among the all-time rushing touchdown scorers (John Riggins 0.59 and Walter Payton 0.58 are next on the list). Smith is one of only three players in Dallas history with three career 100 point seasons, and he is the only non-kicker to accomplish the feat. His value to the Cowboys' success can be seen in the club's 92-23 mark (including playoffs) when he carries the ball 20-or-more times a game and 60-17 record (including playoffs) when he rushes for 100 yards. The century mark has become a big number in Smith's career, having rushed for 100 yards in 147-of-271 games dating back to high school (45-of-49 at Escambia High School, 25-of-34 at Florida and 77-of-188 at Dallas, including playoffs). Included in Smith's club-record 70 regular season 100-yard rushing games are 11 of the top 15 performances in team history and 18 days with over 150 yards (the fifth highest total of 150-yard games in NFL history). In NFL annals, Smith's 70 100-yard rushing games rank third all-time behind Payton (77) and Sanders (76). One reason Smith has become such a workhorse in the Dallas offense over the years has been his ability to answer the bell at gametime, starting 186 of a potential 188 games with Dallas – including playoffs. The only two missed starts of his career due to injury came in the season finale at the N.Y. Giants on Dec. 24, 1994 and in a Nov. 14, 1999 game at Texas Stadium against Green Bay. That durability has enabled Smith to lead the Cowboys in rushing in 154 of his 171 career regular season games. It has also allowed Smith to rush for 3,392 yards since the start of the 1998 season – the third highest yardage total in the NFL over that time span. Smith has accumulated a number of NFL postseason records, including rushing touchdowns (19), consecutive games with a rushing touchdown (nine) and 100-yard rushing games (seven). His 1,586 yards rushing is also tops on the NFL postseason chart, and he shares the total playoff touchdown mark of 21 with Thurman Thomas. Not limited to rushing and scoring, Smith is fourth on the Cowboys all-time reception list with 453 career catches. He trails No. 3 Tony Hill (479) on that list by 26 receptions. He is one of only three NFL players who have amassed over 10,000 career-rushing yards and 400 career receptions. He is also sixth on the NFL's all-time combined yardage list with a club record 17,973 yards. With 668 combined yards in 2001, he will move into third on the NFL's all-time list. Smith is also the Cowboys all-time leading scorer with 938 points.

**2000:** Smith continued his trek through league and club record books for the 11th straight season. For the 10th consecutive season, he rushed for over 1,000 yards (1,203), becoming only the second player in NFL history to accomplish that feat (Sanders) and only the third player in history to total 10 career 1,000 yard seasons (Sanders, Payton). His rushing effort ranked fourth in the NFC and 13th in the NFL for the season. Following the season, he was selected to his ninth Pro Bowl (missed due to a left ankle injury), the most of any Cowboy in franchise history other than Bob Lilly (11 appearances) and Mel Renfro (10). Among NFL running backs, only Sanders (10) has been selected to the Pro Bowl more times than Smith. Smith started the season slowly, totaling 29 yards on seven carries in limited playing time due to a lopsided score against Philadelphia (9/3) and 59 yards on 16 carries at Arizona (9/10). With a three-yard carry early in the Cardinals game, he became only the third running back in NFL history to top the 14,000-career rushing yard mark. At Washington (9/18), he led the team with 83 yards and a touchdown on 24 carries. He was limited to 11 carries for 31 yards and a touchdown against San Francisco (9/24) before erupting for 132 yards and a touchdown – the 150th overall touchdown of his career – on 24 carries at





Carolina (10/1). Smith toted the ball 19 times for 61 yards and a touchdown at the N.Y. Giants (10/15), and he tallied 112 yards and a score on 24 carries against Arizona (10/22), marking his fifth consecutive game with a rushing touchdown. Against Jacksonville (10/29), he rushed for 102 yards on 24 carries to mark his first career 100-yard game against the Jaguars. Smith recorded his third consecutive 100-yard rushing game when he ran for 134 yards and a touchdown on 26 carries at Philadelphia (11/5) while also catching a pass for 15 yards, his 450th career reception. The Eagles game marked Smith's fourth straight 100-yard game at Veterans Stadium and the 12th 100-yard game of his career against Philadelphia, the most 100-yard games by a player against a single opponent in league history. Against Cincinnati (11/12), Smith recorded just 16 yards on 17 carries, the second lowest yardage total in a game he started and did not leave due to injury in his career. He totaled 48 yards on 11 carries against the NFL's top defense at Baltimore (11/19) before scampering for 100 yards on 12 carries (8.3 avg.), including a season-long 52-yarder, against Minnesota (11/23) before suffering a concussion early in the third quarter and leaving the game. This effort marked his fourth 100-yard performance in five regular season games against the Vikings. Smith carried the ball 20 times for 80 yards and a touchdown at Tampa Bay (12/3) before exploding for 150 yards and a score on 23 carries (6.5 avg.) against Washington (12/10). The Redskins game not only marked his 70th career 100-yard game and sixth 100-yard day of the season but allowed him to move past the 15,000 career rushing yard mark, becoming the third player in NFL history to reach that milestone (Payton and Sanders). His effort against the Redskins also allowed him to eclipse the 1,000-yard mark for the season, the 10th consecutive time he has done so. He closed the year with 46 yards and a touchdown on 24 carries against the N.Y. Giants (12/17) and 20 yards on 12 carries at Tennessee (12/25).

**1999:** Smith finished second in the NFC, fourth in the NFL, in rushing with 1,397 yards. His rushing numbers marked his best season since the 1995 Super Bowl XXX year when he led the NFL with 1,773 yards. He also registered more 100-yard rushing games, nine, than in any other year other than 1995 when he recorded a club record 11. His 11 rushing touchdowns were the fourth best total in the NFL for 1999, and he had a touchdown in each of the first eight games of the season and nine consecutive dating to 1998—a stretch that tied the third longest streak in club history. Overall, his 13 touchdowns tied for third in the NFL in total touchdowns. He was selected to his eighth NFC Pro Bowl squad, giving him more Pro Bowl appearances than any other offensive player in Cowboys' history. Smith opened the season at Washington (9/12) with 109 yards on 23 carries and one touchdown. The following against Atlanta (9/20), he produced his second consecutive 100-yard rushing game with a 109-yard performance. It was just the third time in 29 games that an opposing player had rushed for over 100 yards against the Falcons. He also had two rushing touchdowns in the game, the second coming on a seven-yard run in the third quarter that moved Smith past Tony Dorsett (12,739 yards) into fourth place on the NFL's all-time career rushing list. In the Cowboys 35-7 win over Arizona (10/3), he picked up 77 yards on 22 carries and scored his fourth touchdown of the season. In the loss at Philadelphia (10/10), Smith recorded his 3,000th career carry, becoming just the fourth player in NFL history to reach that mark. For the day, he had 30 carries for 114 yards and posted a season-high five receptions for 31 yards, giving him 145 combined net yards and moving him past Tony Dorsett (15,501) into first on the Cowboys all-time combined net yardage list. The following week at New York (10/18), he became the fourth player in NFL history to top the 13,000-yard mark for career rushing yards with his 26 yards against the Giants. He also scored in his sixth consecutive game. Against Washington (10/24), he tallied 24 carries for 80 yards and a touchdown, moving him past Sanders (3,062) into second on the NFL's all-time career carry list with 3,064. The following week at Indianapolis (10/31), Smith scored two touchdowns for the second time in 1999 en route to a 22 carry, 93 yard rushing day. In the Cowboys loss at Minnesota (11/8), Smith electrified the Monday night national television audience by rushing for 140 yards and two touchdowns on 13 carries in the game's first 24 minutes. He then left the game with a fractured fourth metacarpal in his right hand. It was his best rushing total in a half in his career, and his 10.8 yards-per-carry average was a career-high. Included in his first half totals were 63 and 24-yard touchdown runs on back-to-back carries just 18 seconds apart, the fastest anyone has scored back-to-back touchdowns in league history. His 63-yard run was the third longest of his career and it gave him the yardage necessary to move past Eric Dickerson (13,259 yards) into third on the NFL's all-time rushing list. He suffered the fracture on that run, but came back to run 24 yards for a score on his next carry before leaving the game. That 24-yard score tied Marcus Allen for second all-time on the NFL's touchdown list with 145. On Nov. 9, Dr. Hugh Frederick performed surgery to place a plate and six screws in his fractured right hand. The broken bone in his hand forced Smith to miss only the second start due to an injury of his career in the Cowboys win over Green Bay (11/14). The next week at Arizona (11/21), while playing with a padded glove on his fractured right hand, Smith recorded the 60th regular season 100-yard rushing day of his career with 127 yards on 29 carries (4.4 avg.). In the Cowboys' 20-0 Thanksgiving Day win over Miami (11/25), he led the team in rushing with 103 yards on a season-high 31 carries, it was his third consecutive 100-yard rushing game and the 61st of his career. At New England (12/5), he had his string of three 100-yard rushing games snapped with a 75 yard game (19 carries). In the loss to the Patriots, he went over the 1,000 yard mark for the season, marking his ninth consecutive 1,000-yard season. In the Cowboys' win over Philadelphia (12/12), he recorded one carry for two yards before leaving the game in the first quarter with a strained groin. The following week in the loss to the N.Y. Jets (12/19), he returned to the starting lineup and recorded his seventh 100-yard rushing game of the season with 19 carries for 110 yards (5.8 avg.). He also had a season-high 36 yards receiving, including a 14-yard touchdown grab from Aikman. That scoring catch was his 146th career touchdown, moving him into sole possession of second place on the NFL's all-time touchdown list. The score also made him the club record-holder for career points (878), breaking the mark of 874 set by Rafael Septien. On Christmas Eve at New Orleans (12/24), Smith posted his eighth 100-yard rushing game of the season with 110 yards on 23 carries (4.8 avg.). He also scored his 11th rushing touchdown of the year. In the





playoff clinching win over the N.Y. Giants (1/2/00), he posted a 100-yard game for the third straight week – and the ninth time on the season – with a 22 carry, 122 yard outing. That performance, which included a 45-yard run, marked the 64th 100-yard rushing game of his career, tying Eric Dickerson for the third most in NFL history. He closed another historic season in the playoff loss at Minnesota (1/9/00) by rushing for 99 yards and a touchdown on 15 carries. In the first quarter, he recorded a 65-yard run to set up a Dallas field goal. It was the longest postseason run in Cowboys history. When the day ended, he became the NFL's all-time leader in career postseason rushing yards (1,586) and rushing touchdowns (19). He also tied the NFL postseason career touchdown record – 21 by Thurman Thomas.

**1998:** With a resurgence that saw him rush for more yards and touchdowns than he's had in a season since 1995, Smith continued his movement through NFL and Cowboys record books. With 1,332 yards rushing, he finished fourth in the NFC, fifth in the NFL, in rushing. He finished second in the NFC, fourth in the NFL, with 13 rushing touchdowns, giving him a NFL record 125 career-rushing touchdowns. With his seventh Pro Bowl selection, he became the only offensive player in club history to be invited to Hawaii that many times. Smith opened the year against Arizona (9/6) with a season-high 29 carries for 124 yards, moving past O.J. Simpson and John Riggins into ninth on the NFL's all-time rushing yards list. At the N.Y. Giants (9/21), Smith totaled 21 yards on seven carries before suffering a strained groin in the second quarter. His strained groin limited him the next week against Oakland (9/27) as he rushed for 59 yards and a touchdown on 21 carries. He registered the 50th 100-yard rushing day of his career when the Cowboys traveled to Washington (10/4), totaling 120 yards and a touchdown on 28 carries. For the first time in back-to-back games since December of 1995, Smith again posted a 100-yard game, totaling 112 yards on 21 carries against Carolina (10/11). He joined the Michael Irvin (146 yards receiving)/Ernie Mills (110) tandem against the Panthers to become the third trio in club history to top the 100-yard mark in the same game (one rushing and two receiving). Smith gained 101 yards on 23 carries at Philadelphia (11/2) to surpass Tony Dorsett's club record for career carries (2,755), finishing the game with 2,760. Smith broke Dorsett's club record for career rushing yards the next week against the N.Y. Giants (11/8) with a season-high 163 yards on 29 carries. He passed Dorsett (12,036) on a season-long tying 32-yard run in the second quarter. He also led the team in receiving against the Giants with five catches, putting him over the 400-career reception plateau. At Arizona (11/15), he totaled 118 yards and three touchdowns on 26 carries to move past Franco Harris into seventh place on the NFL's all-time rushing list. The Cardinals game also marked the first time since 1995 that Smith recorded three consecutive 100-yard rushing days. He registered 74 yards on 17 carries against Seattle (11/22), moving him past 1,000 rushing yards for the eighth consecutive season and past Marcus Allen into sixth place on the NFL's all-time rushing list. Four days later on Thanksgiving Day against Minnesota (11/26), he registered his second three touchdown day of the month. No. 121, 122 and 123 of his career, tying Marcus Allen's NFL record for career rushing touchdowns (123). His 44 rushing yards moved him past Jim Brown into fifth on the NFL's all-time list. After posting a career-low 0.4 average on 15 carries at New Orleans (12/6) and totaling 42 yards on 14 rushes at Kansas City (12/13), Smith rebounded against Philadelphia (12/20) with his seventh 100-yard game of the season. He carried the ball 25 times for 110 yards against the Eagles to become the 12th player in NFL history to top the 15,000 total yard mark in a career. In only one half of action against Washington (12/27) in the season finale, he totaled 67 yards and two touchdowns on 10 carries. Smith's two scores, career touchdowns 124 and 125, broke Marcus Allen's NFL career rushing touchdowns record (123). Against Arizona (1/2/99) in the postseason, Smith totaled 74 yards on 16 carries.

**1997:** Smith's assault on the Dallas Cowboys and NFL record books continued at a hectic pace. With 1,074 yards rushing, he finished the year fifth in the NFC, 12th in the NFL, in rushing yards. His 1,308 total yards from scrimmage marked the eighth straight season he has topped the 1,000 yard mark in that category. Returning from offseason ankle surgery, Smith opened the season with 26 carries for 69 yards and three receptions for 25 yards in the 37-7 win at Pittsburgh (8/31). He had a season-high 132 yards rushing, including a season-long 44-yard carry, at Arizona (9/7) the following week. He did that despite missing part of the fourth quarter and overtime after suffering bruised ribs. The 44-yard run was his longest since a 60-yard touchdown run in the 1995 season opener at the N.Y. Giants. Early in the season against NFC East foes, Smith posted a season-high 27 carries for 91 yards against Philadelphia (9/15) on Monday Night Football and had a season-high six receptions and 91 yards rushing on 19 carries at the N.Y. Giants (10/5). With two receptions for 23 yards at Washington (10/13), Smith moved past Bob Hayes (365) into fifth place on the team's all-time reception list with 366 career catches. In a 26-22 come-from-behind win over Jacksonville (10/19), he ran 24 times for 75 yards and scored on a one-yard run, his first touchdown of the season. For the second time in 1997, Smith topped the 100-yard mark with 126 yards on 25 carries at Philadelphia (10/26), while also leading the team in receptions with five for 36 yards. He totaled 31 yards on seven carries at San Francisco (11/2) before leaving the game early in the second quarter after straining his left groin. He returned the following week against Arizona (11/9) and rushed 15 times for 64 yards and a touchdown. It was his 117th career touchdown, moving him past John Riggins and into fifth place on the NFL's all-time touchdown list. With 99 yards on 21 carries against Washington (11/16), Smith moved past the 11,000-yard mark for career rushing yards, becoming the 11th player in NFL history to pass that milestone. He also added four receptions for 31 yards, tying him with Tony Dorsett for fourth on the Cowboys all-time reception list with 382 career catches. Smith broke loose on a 21-yard touchdown run at Green Bay (11/23) and finished the day with 11 carries for 59 yards. Smith picked up 22 yards on 10 carries and three receptions for 20 yards against Tennessee (11/27) before leaving the game with a bruised left shoulder early in the third quarter. He started against Carolina (12/8) but re-aggravated the shoulder on the first drive and did not return, finishing the day with two carries for three yards. While battling the flu at Cincinnati (12/14), Smith ran 12 times for a team-high 68 yards, pushing his season rushing total over the 1,000-yard mark for the seventh consecutive season.

**1996:** Despite battling numerous injuries, Smith was able to rush for over 1,200 (1,204) yards for the





sixth consecutive season, finishing fourth in the NFC and eighth in the NFL. He tied for third in the NFL with 15 touchdowns – including 12 rushing, which was good for fifth in the NFL – while his 327 rushing attempts were the fifth most in the league. Smith's injury problems started in the preseason when he suffered a sprained left knee and right ankle against Denver (8/17). In that game, Smith aggravated bone fragments in his right ankle that would require surgery following the season. In the season opener at Chicago (9/2), Smith was able to run for 70 yards on 18 carries before suffering a bruised neck and back while diving over the pile in the fourth quarter. Against the Bears, he became the 13th player in NFL history to top the 9,000 yard mark for career rushing yards, doing so in his 94th career game, tying the third fewest games needed to reach that mark in league history. In the home opener against the N.Y. Giants (9/8), he picked up 82 yards on 24 carries and hauled in a five yard scoring grab, his first touchdown reception since Dec. 10, 1994 against Cleveland. He scored his first rushing touchdown of the season the next week against Indianapolis (9/15) while adding his first 100-yard rushing day of the season with 101 yards on 26 carries. His 25 yards on 15 carries at Buffalo (9/22) was his lowest rushing total since Oct. 9, 1994 against Arizona, and he suffered bruised ribs in the game. Smith topped the 2,000-yard receiving mark for his career at Philadelphia (9/30) when he had three receptions for 30 yards. He also added 92 yards and a touchdown on 22 carries while nursing sore ribs. With 112 yards rushing against Arizona (10/13), Smith recorded his 44th career 100-yard rushing day and topped Dorsett's club-record of 43. Included in his 21 carries were career rushing scores No. 100 and 101, making him the fifth player in NFL history to rush for 100 touchdowns. He recorded three more touchdowns against Atlanta (10/20), two rushing and one receiving, while leading the team in rushing for the 33rd consecutive game – breaking his club mark of 32 set from 1990-92. At Miami (10/27), Smith had a season-high seven receptions, including one for a score, his third receiving touchdown of the season after having four receiving touchdowns in his first six seasons combined. Smith had his third 100-yard rushing day of the season with 113 yards and two touchdowns on 24 carries against Philadelphia (11/3). A game-long 16-yard run in overtime at San Francisco (11/10) set up the game-winning field goal at the 49ers 12-yard line. Smith recorded season-highs of 155 yards, three touchdowns and 29 carries against Washington (11/28). Included in his 155 yards was a season-long 42-yard run. The 155 yards put him over the 1,000-yard mark for the sixth consecutive season, and he became the 12th player in NFL history to top the 10,000-yard mark for a career. He also moved past Jim Brown (106) into third on the NFL's all-time rushing touchdown list with 108. Smith recorded a season-high 55 yards receiving, on five receptions, and another 85 rushing on 27 carries against New England (12/15). Smith's club-record streak of consecutive games leading the team in rushing (which dated to Oct. 9, 1994 when Lincoln Coleman led the team against Arizona) was snapped at 41 when he was inactive in the season finale at Washington (12/22). In the Cowboys wild card playoff win over Minnesota (12/28), he rushed for 116 yards on 17 carries, giving him a 6.8 yards-per-carry average, which was a postseason career-high and the third best in team history. He picked up two touchdowns, giving him a NFL record 18 postseason rushing scores, and he tied the then NFL mark for career postseason touchdowns with 20. He also scored in his eighth consecutive postseason game and logged his seventh career 100-yard rushing day, both NFL postseason records. Following the season, Smith had surgery to remove three bone fragments from his right ankle.

**1995:** The 1995 season was a record breaking year for Smith as he established a NFL mark for touchdowns in a season with 25, topping John Riggins' mark of 24 set in 1983. Smith became only the fourth player to lead the NFL in touchdowns for three-or-more seasons in his career, joining Don Hutson (eight seasons), Jim Brown and Lance Alworth (three). In recording his fifth-straight 1,000 yard season, Smith led the NFL in rushing with 1,773 yards, the 10th best rushing season in NFL history at the time, and the fourth time in five years he had captured the league's rushing crown. He also led the NFL in total yards from scrimmage (2,148), rushing attempts (377) and scoring (150 points) – the first non-kicker to lead the league in scoring since Jerry Rice in 1987 (he became the first non-kicker to ever lead Dallas in scoring in back-to-back seasons). All these on-field contributions earned Smith consensus All-Pro honors for the fourth straight season (first Dallas offensive player chosen four straight times since Ralph Neely from 1966-69) and his sixth consecutive Pro Bowl selection, joining Mel Renfro as the only Dallas players selected in each of their first six seasons in the league. Also included in Smith's assault on the record books were the following Cowboys single-season records:

	New Mark	Old Mark	
Rushing Yards	1,773	1,713	(Smith, 1992)
Rushing Attempts	377	373	(Smith, 1992)
100-yard Rushing Games	11	9	(Dorsett, 1981)
Touchdowns	25	22	(Smith, 1994)
Rushing Touchdowns	25	21	(Smith, 1994)
Points	150	132	(Smith, 1994)
Consecutive Games w/ TD	11	9	(Smith, 1993-94)
Rushing/Receiving Yards	2,148	2,048	(Smith, 1992)
Rushing/Receiving Attempts	439	432	(Smith, 1992)

Smith opened the season by taking his first carry 60 yards for a touchdown at the N.Y. Giants (9/4) and earning NFC Offensive Player of the Week honors. In that game, he rushed for 163 yards and four touchdowns, tying the club record for touchdowns in a game, and he broke Dorsett's club record of 72 career rushing scores by logging touchdowns number 72, 73, 74 and 75. Smith came back the next week against Denver (9/10) to run for 114 yards and record his 80th career touchdown, reaching that mark in his 79th career game, faster than Brown's NFL record of 81 games. A touchdown was again Smith's calling card at Minnesota (9/17) when he reached the end zone in the fourth quarter to put Dallas ahead 17-10 and again in overtime with the game-winning score on a 31-yard run. On the day, he had 150 yards, including 123 yards and both touchdowns on 12 second half carries, and earned NFC Offensive Player



of the Week honors. Smith rounded out September, a month in which he would earn NFC Offensive Player of the Month honors, with his fourth-consecutive 100-yard day, a 116 yard effort against Arizona (9/24). In posting four-straight 100-yard days, Smith tied Dorsett's club record, and with two rushing touchdowns, he extended his club record by scoring in his 11th consecutive game (tying Lenny Moore of the Colts for the third longest streak in NFL history). Late in the Cardinals game, he suffered a bruised ulnar nerve and ruptured bursa sac in his left elbow, but he bounced back at Washington (10/1) to rush for 95 yards and led the team with a season-high eight receptions. He had a season-high 31 carries for 106 yards and two touchdowns against Green Bay (10/8) before establishing a new club record with his 87th and 88th career touchdowns at San Diego (10/15). When the Cowboys traveled to Atlanta (10/29), Smith became the 20th player in NFL history to surpass the 8,000 yard mark for his career when he rushed for a season-high 167 yards. He recorded his second-consecutive 150-yard rushing day, fourth of the season, with 158 yards and two scores on 27 carries against Philadelphia (11/6). When the Cowboys visited Oakland (11/19), Smith visited the end zone three times while adding 110 yards rushing, his ninth 100-yard rushing day of the season – tying Dorsett's club record for 100-yard games in a season. Smith left the Thanksgiving Day game against Kansas City (11/23) in the third quarter with a sprained left knee, but not before scoring his 21st rushing touchdown of the season to tie his club record. He bounced back from the sprain the following week to set a club record with his 22nd touchdown of the season while gaining 91 yards on 21 carries against Washington (12/3). With 108 yards and a touchdown at Philadelphia (12/10), Smith logged his 10th 100-yard rushing day of the season to set a new club record, while also scoring his 23rd touchdown of the year and 138th point, also club records. The next week against the N.Y. Giants (12/17), Smith tied the NFL record with his 24th touchdown of the season, and his 103 yards rushing gave him his 11th 100-yard day of the season, extending his club record and tying the second most in a season in NFL history. The final record-breaking touchdown of the regular-season came on Christmas night at Arizona (12/25) when Smith logged his 25th rushing touchdown of the season, tying his club record with a touchdown in his 11th consecutive game. In the postseason opener against Philadelphia (1/7/96), Smith rushed for 99 yards and a touchdown to become the fifth player in NFL history to accumulate 1,000 postseason rushing yards in a career. In the NFC Championship Game against Green Bay (1/14/96), Smith tied a career-high and set a Dallas postseason record with 35 carries, and he set a new club record with three touchdowns, including two key fourth quarter scores to give Dallas the lead and the win. He ran for 150 yards and recorded a club-record with 37 combined rushing/receiving attempts. When Dallas captured the Super Bowl XXX title with a win over the Pittsburgh Steelers (1/28/96), Smith capped the season with two second half touchdowns to give Dallas a 27-17 win.

**1994:** Smith had one of the league's best scoring seasons in 1994, accumulating an NFL high 22 touchdowns and tying for second in scoring (132 points), and along the way, he became the first non-kicker to lead Dallas in scoring since Bob Hayes and Dan Reeves tied for the team lead in 1967. His 22 total touchdowns, 21 rushing touchdowns and 132 points were all Dallas single-season club-records at the time, and his 22 total touchdowns tied the fourth highest single-season mark in league history. He also ground out the third-highest rushing total in the league at 1,484 yards on a league-high 368 carries. Despite touching the football 449 times on carries and catches, Smith did not lose a fumble all year. He also finished third in the NFL in total yards from scrimmage with 1,825, accomplishing all these feats despite struggling with hamstring injuries that kept him out of all or part of five games during the season. Smith opened the season with a bang at Pittsburgh (9/4), recording a season-high 171 yards rushing and one touchdown on 31 carries against a Steelers' defense that would finish second in the NFL in total defense. In just his 65th career game, Smith passed the 6,000-career yard mark with 143 yards against Detroit (9/19). It was the fastest a Dallas runner had ever reached that mark (Dorsett in 73 games was the previous mark). Smith also added a season-high seven receptions against Detroit to lead the team. In back-to-back games at Washington (10/2) and against Arizona (10/9), Smith notched two first-half rushing touchdowns, despite pulling a hamstring in the first half against the Redskins that limited him to nine carries and 22 yards against the Cardinals. Smith moved past Don Perkins (6,217 yards) and into second place on the Cowboys all-time rushing list with 106 yards against Philadelphia (10/16) – his fifth straight 100-yard game against the Eagles and a club record for consecutive 100-yard games against one opponent. When the Cowboys traveled to Cincinnati (10/30), Smith had a nine game touchdown streak and seven game rushing touchdown streak stopped when he was held out of the end zone, despite rushing for 92 yards. Smith established a club-record with 35 carries against the N.Y. Giants (11/7), while scoring two touchdowns and picking up 163 yards. The next week at San Francisco (11/13), Smith moved into second on the club's all-time carry list, passing the 1,500 career carry mark in his 72nd career game. Smith moved past the 1,000 yard mark for the fourth consecutive season with 85 yards and two touchdowns against Washington (11/20), and four days later on Thanksgiving Day against Green Bay (11/24), Smith amassed 208 total yards (113-rushing, 95-receiving) on 38 carries and catches while scoring twice. His 95 yards receiving were a season-high and included a season-long 68-yard catch. When Smith reached the end zone twice at Philadelphia (12/4), it gave him 19 touchdowns for the season, breaking the single-season club-record. The following week against Cleveland (12/10), Smith became the first back to top the 100-yard rushing barrier against the Browns in 1994 when he picked up 112 yards and a touchdown. He also added his first receiving score of the year, marking the sixth consecutive week he had posted two scores. Smith picked up 74 yards and his 22nd touchdown of the season at New Orleans (12/19) before pulling his left hamstring late in the third quarter. Smith missed the first start of his career due to injury in the season finale at the N.Y. Giants (12/24), but he returned to action in the Cowboys playoff win over Green Bay (1/8/95), picking up 44 yards on seven first quarter carries (6.3 avg.) before re-aggravating his left hamstring. Nursing that sore hamstring, Smith picked up 74 yards and two touchdowns on 20 carries at San Francisco (1/15/95) in the NFC Championship Game before pulling his right hamstring in the fourth quarter. An All-Pro for the third straight year, that injury kept Smith from playing in





his fifth-consecutive Pro Bowl, despite being selected.

**1993:** The list of honors and awards for Smith from 1993 goes on and on following one of the most outstanding performances by a running back in league history. Recipient of the NFL MVP Award from: Associated Press, *The Sporting News*, Pro Football Writers of America, Miller Lite, the ESPN "ESPY" Awards, *Pro Football Weekly* and *Pro Football Digest*. United Press International, *Pro Football Weekly* and *College & Pro Football Newsweekly* named him NFL Offensive Player of the Year. Smith also received the Bert Bell Award from the Maxwell Club as the Player of the Year; consensus All-Pro honors; NFL Alumni Running Back of the Year recognition and the Super Bowl XXVIII MVP award. Smith became only the fourth player to win three straight league rushing titles and the first since Earl Campbell turned the trick from 1978-80 (Jim Brown 1957-61 and 1963-65 and Steve Van Buren 1947-49). Smith also led the NFL in total yards from scrimmage with 1,900 (1,486 rushing/414 receiving), outdistancing runner-up Thurman Thomas of Buffalo (1,702) by almost 200 yards, and with a 5.3 yards-per-carry average, the highest average by a Dallas running back since Duane Thomas posted a 5.3 average in 1970. Second on the team with 57 receptions, Smith finished fourth in the NFC in catches among running backs. He missed the first two regular season games and three starts because of contract negotiations, signing his contract on Sept. 16 and seeing limited action at Phoenix (9/19). Smith returned to the starting line-up against Green Bay (10/3) and, in his 50th career game, became only the fifth Dallas running back to reach the 1,000 career carry mark – the fastest to that point of any running back in team history. Smith recorded his first 100-yard rushing day of the season with 104 yards on 25 carries at Indianapolis (10/10). He established a new club-record with 237 yards rushing (on 30 carries) at Philadelphia (10/31) to nab NFC Offensive Player of the Week honors and post the highest rushing total in the NFL in 1993. That day in Philadelphia, he eclipsed Dorsett's club mark of 206 yards set against the Eagles (12/4/77) and tied Jim Brown for the sixth best single-game rushing performance in NFL history. It was also the highest single-game rushing total in the NFL since Walter Payton ran for 275 yards against Minnesota on Nov. 20, 1977. His 62-yard touchdown run to finish the game was the Cowboys' longest run of the season. The next week when Aikman went down with a pulled hamstring against the Giants (11/7), the Cowboys offense turned to Smith to carry the load. He responded with 182 yards of total offense against Phoenix (11/14) (24 carries, 80 yards, one touchdown and four receptions for 102 yards), including a career-long 86-yard catch from Bernie Kosar. It was his second career 100-yard receiving day. Things didn't go as well the following week when he suffered a bruised right quadricpe at Atlanta (11/21) in the second quarter and missed the remainder of game. He finished with a career-low one carry for one yard. Despite the injury, he ran for 51 yards on 16 carries and added 46 yards on nine receptions four days later against Miami (11/25) on Thanksgiving Day. In that game, he moved past the 5,000-yard barrier in his 57th career game – the fastest ever by a Dallas back. Smith went on to garner the NFC Offensive Player of the Month award for December, the third consecutive December he had won the award. During Dallas' final five game march to the playoffs, Smith amassed 115 carries for 688 yards (6.0 average) and two touchdowns to go along with 24 receptions for 142 yards and a touchdown. He started the streak by recording the second highest rushing total ever by a Cowboy at Texas Stadium with 172 yards on 24 carries against Philadelphia (12/6). For the season, Smith logged 409 yards rushing in two games against Philadelphia to join O.J. Simpson (469 yards rushing against New England in 1973) as the only players to record over 400 yards rushing against one opponent in the same season. Including that game against Philadelphia, Smith would record three days with over 150 yards rushing in the final five weeks. The second of those came against the Redskins (12/26) when he ran for 153 yards, and the third came in one of the most memorable games in Cowboys history when Smith carried Dallas to the NFC East title in a 16-13 overtime win at the N.Y. Giants (1/2/94). Despite separating his right shoulder late in the second quarter – an injury that required surgery March 1, 1994 – Smith ran for 168 yards and caught 10 passes for another 61 yards to establish a club record for rushing-receiving attempts in a game at 42. Smith gained 78 yards on 17 carries/catches after the injury, including 41 yards on nine runs/receptions in Dallas' 12-play, 52-yard drive to the game winning field goal in overtime. In the two playoff games leading up to Super Bowl XXVIII, Smith struggled with his injury, but still managed 148 yards against Green Bay (1/16/94) and San Francisco (1/23/94). It was in Super Bowl XXVIII against Buffalo (1/30/94) where Smith capped his storied season, capturing MVP honors for leading Dallas to its second consecutive NFL title. For the second consecutive year, he topped the 100-yard rushing mark in the Super Bowl, gaining 132 yards – 91 yards and two touchdowns in the second half as Dallas scored 24 unanswered points. It was the 100th 100-yard rushing day of Smith's football career (high school, college, pro). Following the season, Smith was selected to his fourth consecutive Pro Bowl.

**1992:** Smith first set Dallas records with 1,713 rushing yards, 18 rushing touchdowns and 19 total touchdowns, while leading the league in all three categories. Smith posted the 11th best rushing season in NFL history at the time and was the first NFL player since Walter Payton in 1984-85 with consecutive 1,500-yard rushing seasons. Not to limit his heroics to the ground, Smith also posted 59 receptions, tops in the NFC and third in the NFL among running backs, for 335 yards. Smith's 2,048 yards from scrimmage set a new Dallas record, led the NFC and was second in the NFL. Smith also established a Dallas mark for rushing attempts with 373 and rushing/receiving attempts with 432. Smith opened the season with 140 yards on the ground in a Monday night win over the defending Super Bowl champion Redskins (9/7), earning NFC Offensive Player of the Week honors and becoming the first player to rush for over 100 yards against the Redskins in three consecutive games. He had a streak of five straight games with over 100 yards rushing at Texas Stadium snapped against Seattle (10/11). Smith had surpassed the previous club mark of four straight 100-yard rushing performances at home against Phoenix (9/20). After bruising his hip in the third quarter against the Raiders (10/25), he missed two plays but returned to rush for 79 yards and two touchdowns, giving him 152 yards and three touchdowns on the day. His three touchdowns at the Raiders, which he would match two weeks later at Detroit (11/8), tied for the NFC-high in 1992 and





earned him NFC Offensive Player of the Week honors. Smith started November, a month in which he would earn NFC Offensive Player of the Month honors, facing a tough Philadelphia defense (11/1) which was ranked first in the NFL in yards allowed going into the game. Smith broke loose for 163 yards, becoming the first 100-yard rusher against the Eagles in 53 games, a streak that dated back to Sept. 17, 1989. Smith had his team-record 34-game streak of leading the team in rushing yards end against the Lions (11/8). Against the Rams (11/15), Smith matched Dorsett's 1981 record by reaching 1,000 yards rushing in a season in 10 games, the fewest in team history. A week later, Smith demonstrated his versatility when he hauled in a career-high 12 passes at Phoenix (11/22), which were the second most in team history. On Thanksgiving Day against the Giants (11/26), Smith recorded a season-long 68-yard touchdown run and a season-long 26-yard touchdown catch. With Denver Head Coach Dan Reeves watching from across the field, Smith tied the single-season touchdown mark Reeves had established in 1966 by popping into the end zone with 2:47 remaining to give the Cowboys a 31-27 come-from-behind win over the Broncos (12/6). Smith wrapped up the regular season with 174 yards rushing at Atlanta (12/21), a NFC-high for 1992, and 131 yards against Chicago (12/27), earning NFC Offensive Player of the Week honors and claiming the league rushing title. For his late season display, he was named NFC Offensive Player of the Month for December, making him the first NFL player to earn the honor in consecutive months. He strung together three 100-yard rushing games in the playoffs (114 against the Eagles, 114 against the 49ers and 108 against Buffalo). His three straight postseason 100-yard rushing days established a club record and tied for the third longest postseason streak in league history. With his performance against Buffalo in Super Bowl XXVII (1/31/93), Smith became the first Dallas player to rush for 100 yards in a Super Bowl. After the season, Smith earned consensus All-Pro and All-NFC honors.

**1991:** Smith first led the NFL in rushing in 1991 when he gained 1,563 yards, becoming the first Cowboys player to lead the league in rushing. At 22 years and seven months of age, he became the youngest player in league history and 28th overall to rush for over 1,500 yards in a season, and that performance helped earn him a starting spot in the Pro Bowl. He led the NFL with 365 carries, the third youngest player to reach the 500 carry plateau, joining Walter Payton and Barry Sanders as the only players to do so before their 23rd birthday. His eight 100-yard rushing games in 1991 were the second most in team history. Smith scored on a career-long 75-yard dash, the longest run in the NFC in 1991, and averaged a career-high 10.2 yards-per-carry in posting a 112 yard rushing game against Washington (9/9). Slowed by a stomach virus most of the game, he was still able to come off the bench to record a team-high eight receptions, including his first career touchdown catch. Against Phoenix (9/22), Smith earned NFC Offensive Player of the Week honors by putting together the fourth best rushing day in Cowboys history with 182 yards rushing and two touchdowns, including a 60-yard touchdown run. With his 75 and 60-yard runs, Smith became the second player in team history to have more than one 60-yarder in the same season (Dorsett had an 84 and 77-yard run in 1977). Smith played five games against the top three run defenses in the league (No. 1 – Philadelphia, No. 2 – New Orleans and No. 3 – Washington), but against the Redskins (11/24), Smith rushed for 132 yards on 34 carries, his second 100-yard game against the Redskins in 1991 and the only two 100-yard games allowed by the Super Bowl Champions. Four days later, he gained 109 yards against Pittsburgh (11/28), and the following week, he became the only player to gain 100 yards rushing against the Saints (12/8) by picking up 112 yards. With three straight 100-yard rushing games, Smith matched the second longest streak in team history. Smith's 160 yards and two touchdowns rushing against Atlanta (12/22) allowed him to surpass Sanders and Thomas to win the league rushing title. Smith also finished second in the NFC (third in the NFL) in yards from scrimmage, second in the NFL in touchdowns (13) and rushing touchdowns (12). For all his late season heroics in the Cowboys playoff drive, Smith was named NFC Offensive Player of the Month for December. He opened the playoffs in Chicago (12/29) with 105 yards against a Bears' team that had never allowed a running back to go over the century mark in postseason play, a record dating back to 1932 and spanning 27 games.

**1990:** Despite missing training camp and the preseason in 1990, Smith finished fifth in the NFC and 10th in the NFL with 937 rushing yards, tops among rookies. In addition, his 11 rushing touchdowns led NFL rookies, placed third in the NFC and fifth in the NFL. Smith earned his first professional start against the Giants (9/16) after little more than a week with the club, and the following week at Washington (9/23), he scored his first NFL touchdown. Smith's 241 carries broke Dorsett's rookie club record of 208 carries set in 1977, and his three 100-yard rushing games were the second most ever by a Cowboys' rookie. A vital part of the Cowboys four-game win streak late in the season, Smith caught four passes for a career-high 117 yards against the Rams (11/18) in game one of the streak. Four days later, he scored on a 48-yard scamper on his way to a season-high 132 yards rushing against Washington (11/22). Facing Phoenix (12/16), Smith rushed for 103 yards and a career-high four touchdowns to tie the club record for rushing and total touchdowns in a game. The first rookie halfback to start for the Cowboys since Ron Springs in the 1979 season opener, Smith was named NFL Offensive Rookie of the Year by AP, *Football News*, *Pro Football Weekly* and Pro Set Trading Cards and was a consensus All-Rookie selection. He also became the first Cowboys player to participate in the Pro Bowl since Herschel Walker in 1988.

**COLLEGE:** An All-America and three time All-SEC selection at Florida, Smith established 58 school records in three seasons, including a career rushing mark of 3,928 yards. He surpassed the 1,000-yard rushing mark in his seventh game, earlier than any player in college football history. He also became the second freshman to finish in the top 10 in the Heisman Trophy balloting (Herschel Walker was the other) and earned Freshman of the Year honors from UPI and *The Sporting News*. In 1989, he set a school single-game rushing mark with 316 yards against New Mexico on his way to a school-record 1,599 yards rushing for the season. In three seasons, he became the fifth leading all-time rusher in SEC history and led the Gators in receiving two-of-the-three seasons.

**PERSONAL:** Emmitt J. Smith, III was a consensus All-America running back and prep Player of the





Year by *Parade Magazine* and *USA Today* as a senior at Escambia, FL, High School. He posted the third highest career rushing and scoring totals in national high school history with 8,804 yards and 106 touchdowns. He also averaged 7.8 yards-per-carry, ran for over 100 yards 45 times and recorded only six fumbles. In 1986, he represented the nation's prep football players at the White House as part of the "Just Say No" anti-drug campaign. He was the Cowboys' United Way spokesman in 1994-95. Smith has supported 100 Black Men of Pensacola, Pensacola Family Care, Boys Clubs of Pensacola, Big Brothers/Big Sisters, The Kidney Foundation, Oak Cliff, TX, Little League, Buckner Children's Home of Texas and The Theater Arts for Youth. From 1992-98, the Emmitt Smith Charity Golf Tournament was played each spring in Pensacola. He was a Miller Lite NFL Player of the Year finalist in 1991, 1992, 1994 and 1995 and the 1993 winner, donating all money received through the awards to the Sickle Cell Anemia Foundation. One of Smith's main focuses off the field is working with and aiding youth and children. Smith recently founded the Open Doors Foundation, which focuses on today's youth through - among other things - motivational talks, providing schools with needed equipment and supplies and providing students with study aids. He also works with children through the Make-A-Wish Foundation, hosting many visits with children at the club's Valley Ranch practice facility during the season. Smith also works with the Salvation Army, American Lung Association, the Battered and Abused Children's Foundation and B.A.D. (Boxers Against Drugs). His annual Feed The Children holiday food drive supports over 3,000 families in the Dallas/Fort Worth and Pensacola areas. The national spokesman for the Starter/JC Penney "Take A Player to School Program," Smith also makes numerous speaking engagements at schools in the Dallas/Fort Worth area and in Pensacola. He was also the ambassador for the NFL's F.A.C.T. trading card program and the 1996 spokesman for the Texas War on Drugs. In May, 1994, a celebrity 25th birthday party was held for Emmitt with proceeds from a fundraising auction given to the "I Have a Dream" Foundation. Emmitt has three brothers - Erik, Emory and Emil - and two sisters - Marsha and Connie. Emory, a fullback, was a member of the Cowboys practice squad in 1997. Emmitt received his degree in Public Recreation from the University of Florida in May, 1996. He and wife Pat live in Addison, TX, with their daughters Rheagen and Jasmine.

SMITH'S COWBOYS TOTALS

Rushing					Receiving						
Year	No.	Yds.	Avg.	Long	TD	Year	No.	Yds.	Avg.	Long	TD
1990	241	937	3.9	48	11	1990	24	228	9.5	57	0
1991	365	1,563	4.3	75	12	1991	49	258	5.3	14	1
1992	373	1,713	4.6	68	18	1992	59	335	5.7	26	1
1993	283	1,486	5.3	62	9	1993	57	414	7.3	86	1
1994	368	1,484	4.0	46	21	1994	50	341	6.8	68	1
1995	377	1,773	4.7	60	25	1995	62	375	6.0	40	0
1996	327	1,204	3.7	42	12	1996	47	249	5.3	21	3
1997	261	1,074	4.1	44	4	1997	40	234	5.9	24	0
1998	319	1,332	4.2	32	13	1998	27	175	6.5	24	2
1999	329	1,397	4.2	63	11	1999	27	119	4.4	14	2
2000	294	1,203	4.1	52	9	2000	11	79	7.2	19	0
Totals	3,537	15,166	4.3	75	145	Totals	453	807	6.2	86	11
Playoffs					Playoffs						
1991	41	185	4.5	19	1	1992	1	2	2.0	2	0
1992	71	336	4.7	38	3	1992	13	86	6.6	18	1
1993	66	280	4.2	15	3	1993	13	138	10.6	28	1
1994	27	118	4.4	14	3	1994	4	8	2.0	5	0
1995	74	298	4.0	25	6	1995	6	60	10.0	22	0
1996	39	196	5.0	37	2	1996	7	24	3.4	15	0
1998	16	74	4.6	32	0	1998	1	10	10.0	10	0
1999	15	99	6.6	65	1	1999	1	14	14.0	14	0
Totals	349	1,586	4.5	65	19	Totals	46	342	7.4	28	2

Single-Game Bests

- Rush Yards - 237 @ Philadelphia, 10/31/93
- playoffs - 150 vs. Green Bay, 1/14/96
- Rush Attempts - 35 vs. N.Y. Giants, 11/7/94
- playoffs - 35 vs. Green Bay, 1/14/96
- Rush Average - 10.8 @ Minnesota, 11/8/99
- playoffs - 6.8 vs. Minnesota, 12/28/96
- Rush Touchdowns - 4 twice, vs. Phoenix, 12/16/90; and @ N.Y. Giants, 9/4/95
- playoffs - 3 vs. Green Bay, 1/14/96
- Long Rush - 75t vs. Washington, 9/9/91
- playoffs - 65 @ Minnesota, 1/9/00
- Receptions - 12 @ Phoenix, 11/22/92
- playoffs - 7 twice, @ San Francisco, 1/17/93; and vs. San Francisco, 1/23/94
- Yards Receiving - 117 @ L.A. Rams, 11/18/90
- playoffs - 85 vs. San Francisco, 1/23/94
- Long Reception - 86 vs. Phoenix, 11/14/93
- playoffs - 28 vs. San Francisco, 1/23/94

Smith's Regular Season Top 10

Yards Rushing	Rushing Attempts
237 - @ Philadelphia, 10/31/93 (30 atts.)	35 - vs. N.Y. Giants, 11/7/94
182 - @ Phoenix, 9/22/91 (23 atts.)	34 - @ Washington, 11/24/91
174 - @ Atlanta, 12/21/92 (24 atts.)	32 - @ Cleveland, 9/1/91
172 - vs. Philadelphia, 12/6/93 (23 atts.)	32 - @ Green Bay, 10/6/91
171 - @ Pittsburgh, 9/4/94 (31 atts.)	32 - vs. Pittsburgh, 11/28/91
168 - @ N.Y. Giants, 1/2/94 (32 atts.)	32 - vs. Atlanta, 12/22/91
167 - @ Atlanta, 10/29/95 (26 atts.)	32 - @ N.Y. Giants, 1/2/94
163 - vs. Philadelphia, 11/1/92 (30 atts.)	32 - vs. Green Bay, 11/24/94
163 - vs. N.Y. Giants, 11/7/94 (35 atts.)	31 - @ Pittsburgh, 9/4/94
163 - @ N.Y. Giants, 9/4/95 (21 atts.)	31 - vs. Green Bay, 10/8/95
163 - vs. N.Y. Giants, 11/8/98 (29 atts.)	31 - vs. Miami, 11/25/99

SMITH GAME-BY-GAME  
1990

	No.	Yds.	Rushing Avg.	Long	TD	No.	Yds.	Receiving Avg.	Long	TD
W-San Diego 9/9	2	2	1.0	1	0					
L-N.Y. Giants 9/16	6	11	1.8	5	0	2	12	6.0	8	0
L-@ Washington 9/23	17	63	3.7	15	1	2	12	6.0	9	0
L-@ N.Y. Giants 9/30	12	28	2.3	6	1	4	38	9.5	17	0
W-Tampa Bay 10/7	23	121	5.3	16	1	2	-9	-4.5	-3	0
L-@ Phoenix 10/14	12	48	4.0	14	0	1	8	8.0	8	0
W-@ Tampa Bay 10/21	16	48	3.0	11	0					
L-Philadelphia 10/28	14	52	3.7	15	1					
L-@ N.Y. Jets 1/4	15	55	3.7	22	0	2	3	1.5	6	0
L-San Francisco 1/11	16	40	6.7	23	1	1	-4	-4.0	-4	0
W-@ L.A. Rams 11/18	21	54	2.6	12	0	4	117	29.3	57	0
W-Washington 11/22	23	132	5.7	48	2	2	5	2.5	4	0
W-New Orleans 12/2	20	85	4.2	17	1	1	3	3.0	3	0
W-Phoenix 12/16	24	103	4.3	11	4	1	12	12.0	12	0
L-@ Philadelphia 12/23	14	61	4.4	24	0	1	26	26.0	26	0
L-@ Atlanta 12/30	16	34	2.1	13	0	1	5	5.0	5	0

## 1991

W-@ Cleveland 9/1	32	112	3.5	12	0	6	36	6.0	13	0
L-Washington 9/9	11	112	10.2	75	1	8	42	5.3	11	1
L-Philadelphia 9/15	13	44	3.4	8	0	3	12	12.0	12	0
W-@ Phoenix 9/22	23	182	7.9	60	2	1	19	6.3	9	0
W-N.Y. Giants 9/29	18	87	3.7	16	1	1	8	8.0	8	0
W-@ Green Bay 10/6	32	122	3.8	26	0	7	21	3.0	14	0
W-Cincinnati 10/13	19	62	3.3	12	1	3	18	6.0	8	0
L-@ Detroit 10/27	16	66	4.1	15	0	3	4	1.3	3	0
W-Phoenix 11/3	22	62	2.8	10	3	3	12	4.0	5	0
L-@ Houston 11/10	12	49	4.1	14	0	5	29	5.8	11	0
L-@ N.Y. Giants 11/17	17	97	5.7	36	0	3	16	5.3	13	0
W-@ Washington 11/24	34	132	3.9	32	1					
W-Pittsburgh 11/28	32	109	3.4	14	1	3	19	6.3	10	0
W-New Orleans 12/8	27	112	4.1	10	0	2	9	4.5	7	0
W-@ Philadelphia 12/15	25	75	3.0	13	0					
W-Atlanta 12/22	32	160	5.0	24	2	1	13	13.0	13	0

## Playoffs

W-@ Chicago 12/29	26	105	4.0	18	1					
L-@ Detroit 1/5/92	15	80	5.3	19	0	1	2	2.0	2	0

## 1992

W-Washington 9/7	27	140	5.2	20	1	3	13	4.3	11	0
W-@ N.Y. Giants 9/13	23	89	3.9	14	1	8	55	6.9	20	0
W-Phoenix 9/20	26	112	4.3	22	1					
L-@ Philadelphia 10/5	19	67	3.5	14	0	2	5	2.5	7	0
W-Seattle 10/11	22	78	3.5	15	2					
W-Kansas City 10/18	24	95	4.0	14	1	4	35	8.8	15	0
W-@ L.A. Raiders 10/25	29	152	5.2	26	3	3	15	5.0	9	0
W-Philadelphia 11/1	30	163	5.4	51	0	1	9	9.0	9	0
W-@ Detroit 11/8	19	67	3.5	7	3	3	13	4.3	7	0
L-L.A. Rams 11/15	19	80	4.2	29	1	2	8	4.0	5	0
W-@ Phoenix 11/22	23	84	3.7	17	0	12	67	5.6	16	0
W-N.Y. Giants 11/26	17	120	7.1	68	1	6	41	6.8	26	1
W-@ Denver 12/6	26	62	2.4	10	1	6	45	7.5	20	0
L-@ Washington 12/13	25	99	4.0	18	0	5	16	3.2	7	0
W-@ Atlanta 12/21	24	174	7.3	29	2	2	5	2.5	4	0
W-Chicago 12/27	20	131	6.6	31	1	2	8	4.0	4	0

## Playoffs

W-Philadelphia 1/10/93	25	114	4.6	23	1					
W-@ San Francisco 1/17/93	24	114	4.8	28	1	7	59	8.4	16	1
W-Buffalo 1/31/93	22	108	4.9	38	1	6	27	4.5	18	0

## 1993

L-@ Washington 9/6										
L-Buffalo 9/12										
W-@ Phoenix 9/19	8	45	5.6	16	0	1	3	3.0	3	0
W-Green Bay 10/3	13	71	5.5	22	1					
W-@ Indianapolis 10/10	25	104	4.2	20	1	4	39	9.8	15	0
W-San Francisco 10/17	27	92	3.4	9	1	5	30	6.0	12	0
W-@ Philadelphia 10/31	30	237	7.9	62	1					
W-N.Y. Giants 11/7	24	117	4.9	24	2	6	43	7.2	20	0
W-Phoenix 11/14	24	80	3.3	15	1	4	102	25.5	86	0
L-@ Atlanta 11/21	1	1	1.0	1	0	4	9	2.3	6	0
L-Miami 11/25	16	51	3.2	10	0	9	46	5.1	13	0
W-Philadelphia 12/6	23	172	7.5	57	0	4	26	8.5	19	0
W-@ Minnesota 12/12	19	104	5.5	22	1	5	26	5.2	13	0
W-@ N.Y. Jets 12/18	20	91	4.6	12	0	2	11	5.5	6	0
W-Washington 12/26	21	153	7.3	35	1	3	18	6.0	13	0
W-@ N.Y. Giants 1/2/94	32	168	5.3	46	0	10	61	6.1	12	1

## Playoffs

W-Green Bay 1/16/94	13	60	4.6	14	0	2	27	13.5	22	0
W-San Francisco 1/23/94	23	88	3.8	9	1	7	85	12.1	28	1
W-Buffalo 1/30/94	30	132	4.4	15	2	4	26	6.5	10	0

## 1994

W-@ Pittsburgh 9/4	31	171	5.5	46	1	3	3	1.0	3	0
W-Houston 9/11	27	90	3.3	12	1	3	24	8.0	22	0
L-Detroit 9/19	29	143	4.9	32	1	7	49	7.0	19	0
W-@ Washington 10/2	16	48	3.0	8	2	2	5	2.5	6	0
W-Arizona 10/9	9	22	2.4	6	2	1	11	11.0	11	0
W-Philadelphia 10/16	26	106	4.1	12	1					
W-@ Arizona 10/23	21	76	3.6	23	1	2	10	5.0	6	0
W-@ Cincinnati 10/30	25	92	3.7	13	0	1	9	9.0	9	0





Smith, Game-By-Game, 1994 (cont.)

	Rushing					Receiving				
	No.	Yds.	Avg.	Long	TD	No.	Yds.	Avg.	Long	TD
W-N.Y. Giants 11/7	35	163	4.7	28	2	3	13	4.3	7	0
L-@ San Francisco 11/13	26	78	3.0	11	2	6	32	5.3	15	0
W-Washington 11/20	21	85	4.0	28	2	2	8	4.0	6	0
W-Green Bay 11/24	32	133	4.2	30	2	6	95	15.8	68	0
W-@ Philadelphia 12/4	25	91	3.6	17	2	4	39	9.8	23	0
L-Cleveland 12/10	26	112	4.3	26	1	5	22	4.4	10	1
W-@ New Orleans 12/19	19	74	3.9	14	1	5	21	4.2	9	0
L-@ N.Y. Giants 12/24										

Playoffs

W-Green Bay 1/8/95	7	44	6.3	12	1			3.0	3	0
L-San Francisco 1/15/95	20	74	3.7	14	2	3	5	1.7	5	0

1995

W-@ N.Y. Giants 9/4	21	163	7.8	60t	4	1	0	0.0	0	0
W-Denver 9/10	26	114	4.4	15	1	4	35	8.8	14	0
W-@ Minnesota 9/17	20	150	7.5	45	2	6	12	2.0	8	0
W-Arizona 9/24	21	116	5.5	28	2	3	53	17.7	40	0
L-@ Washington 10/1	22	95	4.3	14	0	8	38	4.8	15	0
W-Green Bay 10/8	31	106	3.4	16t	2	3	19	6.3	9	0
W-@ San Diego 10/15	22	68	3.1	15	2	2	5	3.0	6	0
W-@ Atlanta 10/29	26	167	6.4	41	1	5	30	6.0	12	0
W-Philadelphia 11/6	27	158	5.9	39t	2	3	22	7.3	12	0
L-San Francisco 11/12	18	100	5.6	33	1	6	50	8.3	20	0
W-@ Oakland 11/19	29	110	3.8	13t	3	3	22	7.3	15	0
W-Kansas City 11/23	18	56	3.1	15t	1	3	11	3.7	9	0
L-Washington 12/3	21	91	4.3	11	1	4	16	4.0	9	0
L-@ Philadelphia 12/10	27	108	4.0	13	1	3	8	2.7	7	0
W-N.Y. Giants 12/17	24	103	4.3	23	1	2	6	3.0	3	0
W-@ Arizona 12/25	24	68	2.8	13	1	3	38	12.7	15	0

Playoffs

W-Philadelphia 1/7/96	21	99	4.7	15	1	3	40	13.3	22	0
W-Green Bay 1/14/96	35	150	4.3	25	3	2	17	8.5	16	0
W-Pittsburgh 1/28/96	18	49	2.7	23	2	1	3	3.0	3	0

1996

L-@ Chicago 9/2	18	70	3.9	12	0	2	5	2.5	8	0
W-N.Y. Giants 9/8	24	82	3.4	16	0	3	12	4.0	5t	1
L-Indianapolis 9/15	26	101	3.9	12	1	2	14	7.0	16	0
L-@ Buffalo 9/22	15	25	1.7	6	1	1	9	9.0	9	0
W-@ Philadelphia 9/30	22	92	4.2	17	1	3	30	10.0	12	0
W-Arizona 10/13	21	112	5.3	18	2	4	10	2.5	7	0
W-Atlanta 10/20	15	50	3.3	10	2	2	7	3.5	9t	1
W-@ Miami 10/27	22	74	3.4	13	0	7	44	6.3	14	1
L-Philadelphia 11/3	24	113	4.7	24	2	4	4	1.0	4	0
W-@ San Francisco 11/10	26	81	3.1	16	0	1	11	11.0	11	0
W-Green Bay 11/18	20	76	3.8	25	0	6	16	2.7	8	0
L-@ N.Y. Giants 11/24	11	18	1.6	6	0	4	24	6.0	10	0
W-Washington 11/28	29	155	5.3	42	3	2	9	4.5	11	0
W-@ Arizona 12/6	27	70	2.6	11	0	1	-1	-1.0	-1	0
W-New England 12/15	27	85	3.1	10	0	5	55	11.0	21	0
L-@ Washington 12/22										

Playoffs

W-Minnesota 12/28	17	116	6.8	37t	2	4	26	6.5	15	0
L-@ Carolina 1/5/97	22	80	3.6	25	0	3	-2	-0.7	3	0

1997

W-@ Pittsburgh 8/31	26	69	2.7	9	0	3	25	8.3	12	0
L-@ Arizona 9/7	19	132	6.9	44	0	3	11	3.7	7	0
W-Philadelphia 9/15	27	91	3.4	9	0	3	10	3.3	4	0
W-Chicago 9/28	13	43	3.3	15	0	1	1	1.0	1	0
L-@ N.Y. Giants 10/5	19	91	4.8	20	0	6	24	4.0	7	0
L-@ Washington 10/13	17	61	3.6	16	0	2	23	11.5	24	0
W-Jacksonville 10/19	24	75	3.1	12	1	3	18	6.0	10	0
L-@ Philadelphia 10/26	25	126	5.0	17	0	5	36	7.2	20	0
L-@ San Francisco 11/2	7	31	4.4	12	0	1	6	6.0	6	0
W-Arizona 11/9	15	64	4.3	21	1	3	12	4.0	9	0
W-Washington 11/16	21	99	4.7	31	0	4	31	7.8	11	0
L-@ Green Bay 11/23	11	59	5.4	21t	1	2	2	1.0	5	0
L-Tennessee 11/27	10	22	2.2	4	0	3	20	6.7	9	0
L-Carolina 12/8	2	3	1.5	3	0					
L-@ Cincinnati 12/14	12	68	5.7	15	0					
L-N.Y. Giants 12/21	13	40	3.1	10	1	1	15	15.0	15	0

1998

W-Arizona 9/6	29	124	4.3	16	0	3	15	5.0	8	0
L-@ Denver 9/13	20	93	4.7	21	1	1	7	7.0	7	0
W-@ N.Y. Giants 9/21	7	21	3.0	5	0	3	18	6.0	8	0
L-Oakland 9/27	21	59	2.8	11	1					
L-@ Washington 10/4	28	120	4.3	21	1					
W-Carolina 10/11	21	112	5.3	32	1					
L-@ Chicago 10/18	16	78	4.9	14	0					
W-@ Philadelphia 11/2	23	101	4.4	17	1	1	11	11.0	11	0
W-N.Y. Giants 11/8	29	163	5.6	32	0	5	19	3.8	7	0
W-@ Arizona 11/15	26	118	4.5	18	3	2	16	8.0	24	0
W-Seattle 11/22	17	74	4.4	18	0	1	8	8.0	8	1
L-Minnesota 11/26	18	44	2.4	11	3	4	30	7.5	17	0
L-@ New Orleans 12/6	15	6	0.4	10	0					
L-@ Kansas City 12/13	14	42	3.0	11	0	4	41	10.3	17	1
W-Philadelphia 12/20	25	110	4.4	20	0	2	9	4.5	5	0
W-Washington 12/27	10	67	6.7	26t	2	1	1	1.0	1	0

Playoffs

L-Arizona 1/2/99	16	74	4.6	32	0	1	10	10.0	10	0
------------------	----	----	-----	----	---	---	----	------	----	---



## Smith, Game-By-Game (cont.)

	1999					2000				
	No.	Yds.	Avg.	Long	TD	No.	Yds.	Avg.	Long	TD
W-@ Washington 9/12.....	23	109	4.7	14	1	4	-3	-0.8	6	0
W-Atlanta 9/20.....	29	109	3.8	37	2	1	1	1.0	1	0
W-Arizona 10/3.....	22	77	3.5	8	1					
L-@ Philadelphia 10/10.....	30	114	3.8	22	0	5	31	6.2	9t	1
L-@ N.Y. Giants 10/18.....	22	26	1.2	5	1					
W-Washington 10/24.....	24	80	3.3	12	1	1	1	1.0	1	0
L-@ Indianapolis 10/31.....	22	93	4.2	12	2	3	6	2.0	6	0
L-@ Minnesota 11/8.....	13	140	10.8	63t	2	1	9	9.0	9	0
W-Green Bay 11/14.....			DNP - hand							
L-@ Arizona 11/21.....	29	127	4.4	21	0	1	6	6.0	6	0
W-Miami 11/25.....	31	103	3.3	28	0					
L-@ New England 12/5.....	19	75	3.9	16	0	3	10	3.3	6	0
W-Philadelphia 12/12.....	1	2	2.0	2	0					
L-N.Y. Jets 12/19.....	19	110	5.8	22	0	3	36	12.0	14t	1
L-@ New Orleans 12/24.....	23	110	4.8	15	1	3	3	1.0	6	0
W-N.Y. Giants 1/2/00.....	22	122	5.5	45	0	2	19	9.5	14	0
<b>Playoffs</b>										
L-@ Minnesota 1/9/00.....	15	99	6.6	65	1	1	14	14.0	14	0
<b>2000</b>										
L-Philadelphia 9/3.....	7	29	4.1	12	0					
L-@ Arizona 9/10.....	16	59	3.7	12	0	1	-1	-1.0	-1	0
W-@ Washington 9/18.....	24	83	3.5	20	1	1	0	0.0	0	0
L-San Francisco 9/24.....	11	31	2.8	10	1					
W-@ Carolina 10/1.....	24	132	5.5	19	1	3	17	5.7	14	0
L-@ N.Y. Giants 10/15.....	19	61	3.2	11	1	2	10	5.0	6	0
W-Arizona 10/22.....	24	112	4.7	16	1					
L-Jacksonville 10/29.....	24	102	4.3	18	0					
L-@ Philadelphia 11/5.....	26	134	5.2	31	1	1	15	15.0	15	0
W-Cincinnati 11/12.....	17	16	0.9	6	0	1	19	19.0	19	0
L-@ Baltimore 11/19.....	11	48	4.4	15	0					
L-Minnesota 11/23.....	12	100	7.0	52	0	1	8	8.0	8	0
L-@ Tampa Bay 12/3.....	20	80	4.0	16	1	1	11	11.0	11	0
W-Washington 12/10.....	23	150	6.5	25	1					
L-N.Y. Giants 12/17.....	24	46	1.9	15	1					
L-@ Tennessee 12/25.....	12	20	1.7	8	0					

## NFL ALL-TIME TOUCHDOWN LEADERS (through 2000)

Career Touchdowns			Career Rushing Touchdowns		
1.	187	Jerry Rice	1.	145	EMMITT SMITH
2.	156	EMMITT SMITH	2.	123	Marcus Allen
3.	145	Marcus Allen	3.	110	Walter Payton
4.	126	Jim Brown	4.	106	Jim Brown
5.	125	Walter Payton	5.	101	John Riggins

## NFL CAREER RUSHING LEADERS (through 2000)

No.	Name	Yrs.	Att.	Yards	Avg.	TD
1.	Walter Payton.....	13	3,838	16,726	4.4	110
2.	Barry Sanders.....	10	3,062	15,269	5.0	99
3.	EMMITT SMITH.....	11	3,537	15,166	4.3	145
4.	Eric Dickerson.....	11	2,996	13,259	4.4	90
5.	Tony Dorsett.....	12	2,936	12,739	4.3	77

## SMITH'S 145 RUSHING TOUCHDOWNS

Yardage	By Quarters	
70-79 yards.....	1	
60-69 yards.....	5	
50-59 yards.....	0	
40-49 yards.....	1	
30-39 yards.....	4	
20-29 yards.....	8	
10-19 yards.....	10	
5-9 yards.....	21	
4 yards.....	18	
3 yards.....	17	
2 yards.....	17	
1 yard.....	43	
NFC/AFC	By Halves	
NFC Opponents.....	118	
AFC Opponents.....	27	
Home/Away	By Months	
Home.....	83	
Away.....	72	
	September.....	31
	October.....	39
	November.....	47
	December.....	28

Rushing Touchdowns Per Game  
(171 career games)

2	- Games with four touchdowns
7	- Games with three touchdowns
25	- Games with two touchdowns
66	- Games with one touchdown
61	- Games with zero touchdowns

Total Touchdowns Per Game  
(171 career games)

2	- Games with four touchdowns
8	- Games with three touchdowns
27	- Games with two touchdowns
70	- Games with one touchdown
64	- Games with zero touchdowns





## Mark Stepnoski

### Center

6'2" ★ 265 ★ 1/20/67

Pittsburgh

UFA (Tennessee) for '99

NFL: 13th Year ★ Cowboys: 9th Year



**GAMES/STARTS** (regular season/postseason): 1989 (16/4), 1990 (16/16), 1991 (16/16, 2/2), 1992 (14/14, 3/3), 1993 (13/13), 1994 (16/16, 2/2), 1995 (16/16-Hou.), 1996 (16/16-Hou.), 1997 (16/16-Tenn.), 1998

(13/13-Tenn.), 1999 (15/15, 1/1), 2000 (11/11). Total - 178/166, 8/8 (Dallas 117/105, 8/8).

**PRO:** After a four year visit to the AFC, Mark Stepnoski made a solid and successful return to his NFL origins in 1999, rejoining many of his former teammates in Dallas. He brought back a very high level of play at his position and quickly re-established himself as one of the NFC's premier centers. Throughout his career, Stepnoski has displayed intelligence, outstanding technique and a desire to excel at one of the NFL's more demanding offensive line positions. He spent his first six NFL seasons with the Cowboys and was a member of two Cowboys Super Bowl championship teams (XXVII, XXVIII). During that time, he started a string of five consecutive Pro Bowl appearances (three with the Cowboys, 1993-95 and two with the Oilers, 1996-97). He was only the second center in Cowboys' history to earn a spot in the Pro Bowl, and he was the first to make more than one trip to Hawaii. Stepnoski was originally drafted by the Cowboys in the third round (57th overall) in 1989, and he later signed with the Oilers as an unrestricted free agent on March 23, 1995. In seven of his 11 NFL seasons, he has helped a running back crack the top five in NFL rushing yards. He was a member of the Cowboys 1989 draft that provided the cornerstones for the Super Bowl success that made Dallas the team of the 90's. That draft produced Troy Aikman (first round), Daryl Johnston (second), Stepnoski (third) and Tony Tolbert (fourth). That quartet collected a combined total of 15 Super Bowl rings and 14 Pro Bowl appearances. Stepnoski was selected to the NFL's All-Decade team for the 1990s at center.

**2000:** Stepnoski enjoyed another productive year of consistent play before a sprained MCL in his left knee at Baltimore (11/19) forced him to miss the final five games of the season. He was placed on injured reserve on Dec. 12 with the injury. His overall effort in 2000 helped Emmitt Smith surpass the 1,000-yard rushing barrier for the 10th time in his career, while the Cowboys runner moved into the No. 3 slot on the all-time NFL rushing list. At Arizona (9/10), Stepnoski's blocking helped limit the Cardinals to one sack while protecting Randall Cunningham as he completed 24-of-34 passes for 243 yards and three touchdowns. In the following week's win at Washington (9/18), he was a key part of an offensive line that helped Dallas rush for 153 yards on 31 carries (4.9 avg.) and allowed just one sack in 24 pass plays. At Carolina (10/1), he helped lead Smith to 132 yards on 24 carries (5.5 avg.), his first 100-yard effort of the season. As a team, the Cowboys gained 173 yards on the ground in the overtime win over the Panthers. In the Cowboys convincing 48-7 win over Arizona (10/22), the Dallas line keyed the offense as it amassed 347 yards of total offense, including 200 yards rushing - 112 by Smith - and allowed just one sack. The line then cleared the way for Smith to top the 100-yard barrier in each of the next two games - overtime losses to Jacksonville (10/29) and at Philadelphia (11/5). In the Eagles game, Dallas managed to rush for 204 yards as a team. In Stepnoski's last full game of the season, the line held Cincinnati (11/12) without a sack in 37 pass attempts.

**1999:** Stepnoski's return to Dallas marked the reemergence of the Cowboys' running attack as one of the game's most productive. Stepnoski played a key role in helping Smith to his highest single season rushing total (1,397) since 1995, while also enabling the Pro Bowl running back to collect more 100-yard rushing games (nine) than in any season in his career other than 1995. The Cowboys finished the season sixth in the NFL in rushing with an average of 128.2 yards-per-game. From a pass protection standpoint, Stepnoski was a key part of an offensive line that allowed just 24 sacks in 531 pass plays (one every 22.1 pass plays), the second fewest sacks allowed in the NFL. The Dallas line also allowed one sack or less in nine regular season games, including five of the final six games. Stepnoski earned second-team All-Pro honors from *Football Digest* for his performance. In his first game since rejoining the Cowboys, at Washington (9/12), Stepnoski helped lead the way for a Dallas offense that gained 541 total yards (186 rushing, 355 passing), the highest offensive output by Dallas since Sept. 15, 1985 when the team gained 554 yards against Detroit. In addition, Aikman was sacked just one time in 50 pass plays in the overtime win. The following week, the Dallas line led the way for Smith to gain 109 yards in a win over Atlanta (9/20), marking just the third time in 29 games that the Falcon defense had allowed a 100-yard rusher. In the loss at Philadelphia (10/10), he suffered a low back contusion in the second quarter and did not return to the game. He was back in the lineup the following week at the N.Y. Giants (10/18). In the win over Green Bay (11/14), Stepnoski and Co. provided run blocking that helped spring Dallas' ground game to 149 yards despite Smith missing the entire game with a broken hand. In the Thanksgiving Day win over Miami (11/25), the Cowboys offensive line permitted just one sack in 30 passing plays and helped lead Smith to 103 yards rushing against what was the NFL's sixth ranked defense going into the game. Stepnoski suffered a strained calf early in the fourth quarter and did not return. He missed the following week's game, at New England (12/5), because of the calf injury. Stepnoski again left the Philadelphia (12/12) game in



the fourth quarter when he began losing strength in his calf. In the following week's loss to the N.Y. Jets (12/19), he returned to action and was a key part of a Dallas running attack that gained 195 yards on the ground and allowed just one sack in 29 passing plays.

**1998:** Stepnoski had a streak of 48 consecutive starts at center, dating back to day one of his Oilers' career, snapped when he missed the first three games of the season with a knee injury. After starting all preseason, he underwent arthroscopic surgery on his right knee and was placed on the inactive list for the Oilers first three games. He returned to the lineup against Jacksonville (9/27) and started the final 13 contests. Along the way, he helped anchor an offensive line that jump-started the NFL's ninth-best rushing attack (123.1 yards-per-game). Beginning with his second week back in the lineup, the Oilers put together a string of seven consecutive games with over 110 yards on the ground. Eddie George had five consecutive games with over 100-yards during that stretch, including 153 yards at Pittsburgh (11/1).

**1997:** Stepnoski started all 16 games at center and blocked for a line that guided the Oilers to the fourth-highest rushing total (2,414 yards) in franchise history, a mark that was also third-best in the league in 1997. His work with the line aided George to eight 100-plus-yard performances, including a 216-yard game against Oakland (8/31) that tied the club's all-time single game rushing total. Three times in 1997 the line did not allow a sack (at Miami, 9/7, at Jacksonville, 11/16 and at Dallas, 11/27). Against Dallas (11/27), he was part of a line that controlled the line of scrimmage during a 21-play drive that consumed 13:27 in a 27-14 win.

**1996:** Stepnoski earned his fifth consecutive Pro Bowl selection after earning 16 starts at center for the Oilers. In addition, he earned second-team All-Pro honors from Associated Press and *Football Digest*. He was also a second team All-AFC selection by UPI. He centered a line that helped George gather Rookie-of-the-Year honors while rushing for 1,368 yards. Overall, the Oilers' ground attack finished sixth in the NFL and gained 1,950 yards (eighth-highest in team history). He was part of an offensive line that paved the way for George's 143 yards rushing at Jacksonville (9/8). In an overtime win at Cincinnati (10/6), Stepnoski recorded the 100th start of his NFL career. He had a key block on George's 37-yard run in the fourth quarter at Atlanta (10/13). He started at New Orleans (11/10) but left the game in the fourth quarter with a sore hamstring. He then helped the Oilers rush for 243 yards on 48 carries (5.1 avg.) at the N.Y. Jets (12/1), marking the most yards on the ground by the Oilers since the team rushed for 257 yards at Green Bay (12/14/80).

**1995:** Stepnoski agreed to terms with the Oilers as an unrestricted free agent on March 11 and went on to start all 16 games, centering a line that cut its sack total in half from the previous season (65 in 1994 to 32 in 1995). In his first game as an Oiler - at Jacksonville (9/3) - he had key blocks on both Gary Brown's 21-yard run and Rodney Thomas' 32-yard scamper. He was part of an offensive line at Cincinnati (9/24) that helped the Oilers gain 487 yards of offense, the team's highest output since a 583-yard performance against the Cowboys (11/10/91). He helped the offense piece together three nine-minute drives against the Buccaneers (10/29), and he played in his 100th NFL game at the Browns (11/5). At Kansas City (11/19), he was part of an offensive line that did not allow a sack to a Chiefs' defense that was averaging 3.3 sacks-per-game.

**1994:** Stepnoski returned to All-Pro form after missing the preseason while recovering from surgery on a torn anterior cruciate ligament in his right knee. He started all season and was selected as the starting center in the Pro Bowl for the NFC (third consecutive Pro Bowl, first as a starter). Other honors included first-team All-Pro choice by *Sports Illustrated* (Dr. Z's), second-team All-Pro accolades from AP and *Football Digest*, and first-team All-NFC selection by UPI and *Football News*. He anchored a Cowboys line that established a then team record by allowing just 20 sacks (93 yards in losses), surpassing the previous best of 23 set in 1992. The team also led the NFL in allowing the fewest yards in QB sacks, while ranking fourth in total sacks against. In a 26-9 win over the Steelers (9/4), Stepnoski earned a game ball in his first regular season action since suffering the knee injury against the Vikings in 1993. He suffered a sprained ankle in the third quarter against Philadelphia (10/16) and did not return to action. Despite the ankle injury, he started and played the entire game the following week at Arizona (10/23).

**1993:** Despite having his season cut short by a right knee injury, Stepnoski was selected to his second straight Pro Bowl. He also gained second-team All-Pro recognition from *College and Pro Football Newsweekly*, as well as first-team All-NFC honors from UPI and *Football News*. He anchored the middle of a line that helped Smith earn his third straight rushing title and rank second in the NFL in rushing offense (135.1 yards-per-game). In addition to outstanding run blocking, the offensive line allowed the lowest number of sacks in the NFL (29). Stepnoski was given a game ball in the Vikings' game (12/12) despite leaving with a torn ACL (right knee). He underwent surgery on Jan. 4, 1994.

**1992:** Stepnoski anchored a line that helped the team to victory in Super Bowl XXVII. He was selected to his first Pro Bowl, while gathering second-team All-Pro honors from AP. He also received All-NFC recognition from UPI and *Football News*. He was part of a line that allowed just 23 sacks (second lowest in the NFL) for 112 yards in losses (lowest in the NFL). The offensive front registered 11 regular season games of permitting one sack or less, and he also helped pave the way for Smith's second straight rushing title (1,713 rushing yards). Stepnoski was not on the active roster against the Redskins (9/7) and at the Giants (9/13) in the aftermath of a contract holdout. His blocking against Philadelphia (11/1) allowed Smith to become the first back to rush for over 100 yards (163 on 30 carries) against the vaunted Eagles defense in over 50 games.

**1991:** Stepnoski started all season at center and was a key figure on an offensive line that helped Smith gain a league-leading 1,563 yards. He centered a line that allowed two-sacks-or-less in 11 of the 16 regular season games, while surrendering one sack or less in eight games.

**1990:** In just his second NFL season, Stepnoski became a full-time starter for the Cowboys.


**1989:** Stepnoski saw action in all 16 games as a rookie, starting the final four games at center. He became the first rookie to start at center for the Cowboys since Robert Shaw in 1979.





**COLLEGE:** A four-year starter at the University of Pittsburgh, Stepnoski earned All-America honors as a senior and was an Outland Trophy finalist and Lombardi Award semifinalist. In addition to recognition on the field, he was a two-time Academic All-America and one of 11 National Football Foundation and Hall of Fame scholar-athletes. Slowed by an ankle injury as a junior, Stepnoski missed the only game of his collegiate career. He received third-team All-America notice and made the *Football News* Sophomore All-America Team in 1986. He became the starting guard for the Panthers in the third game of his freshman year.

**PERSONAL:** Mark Matthew Stepnoski attended Cathedral Prep High School in Erie, PA, lettering in football. He was named All-America by *USA Today* and *Parade Magazine* as a senior. His father, Marty, was a teammate of Hall-of-Fame receiver Fred Biletnikoff on Erie Tech's 1960 high school football team. Mark, a communications major at Pitt, was born on Jan. 20, 1967 in Erie, PA. Since rejoining the Cowboys, Stepnoski has participated in the offensive line's support of the RISE School in Dallas with the "First Downs for Down Syndrome" project and taped a PSA for the cause. Stepnoski has served as a celebrity escort in the annual Children's Cancer Fund Fashion Show, which raises funds for pediatric oncology research.



## Clint Stoerner

### Quarterback

6'2" ★ 210 ★ 12/29/77

Arkansas

FA for '00

NFL: 2nd Year ★ Cowboys: 2nd Year



**GAMES/STARTS:** 2000 (1/0).

**PRO:** The Cowboys gave Clint Stoerner (pronounced STERN-er) a chance to play in the NFL when they signed him as a rookie free agent in

2000. Stoerner took the opportunity and showed coaches during preseason action that he has an ability to make things happen when he is on the field. The University of Arkansas' most prolific passer led five Cowboy quarterbacks with 513 passing yards on 42-of-75 passing during 2000 preseason action, then spent the season moving between Dallas' practice squad and active roster. During the spring, he was at the helm of the Scottish Claymores in NFL Europe. This experience, combined with his year of NFL experience, should prepare him for the battle he faces with Quincy Carter and Anthony Wright for a roster spot with the Cowboys in 2001.

**2001:** Stoerner spent the spring playing for the Scottish Claymores of NFL Europe. He closed the spring season 171-of-307 for 1,866 yards, 10 touchdowns and 8 interceptions. He was the fifth-ranked passer in NFL Europe with a 73.8 rating.

**2000:** Stoerner was signed by Dallas as a rookie free agent on May 5 and proceeded to finish the pre-season 42-of-75 for 513 yards, three interceptions and two touchdowns before being released on Aug. 27. He was immediately signed to Dallas' practice squad, where he spent the first week of the season. After Troy Aikman suffered a concussion in the season opener, Stoerner was moved to the Cowboy' active roster on Sept. 8 but did not see any playing time at Arizona (9/10) and at Washington (9/18). He saw his first NFL action against San Francisco (9/24), completing three-of-five passes for 53 yards and a touchdown. He was inactive as the third quarterback at Carolina (10/1) before being waived Oct. 10 and immediately re-signed to the Cowboys practice squad. Following Aikman's back injury against Jacksonville (10/29), Stoerner was again moved to the active roster on Nov. 1. He was inactive at Philadelphia (11/5), against Cincinnati (11/12) and at Baltimore (11/19) before being released Nov. 21 and re-signed to the practice squad Nov. 27. He was again moved to the active roster Dec. 13 following Aikman's second concussion of the season, but was deactivated as the third quarterback against the N.Y. Giants (12/17) and at Tennessee (12/25).

**COLLEGE:** Stoerner completed 177-of-317 passes for 2,293 yards and 19 touchdowns as a senior at Arkansas. His completion and attempt totals were the second highest in school history, and his yardage and touchdown totals were third best in Arkansas annals. He also ranked fourth in the Razorbacks' record books with 2,233 total yards of offense. As a junior, Stoerner earned second-team All-SEC honors after completing 167-of-312 passes for 2,629 yards, 26 touchdowns and eight interceptions. His passing yards, touchdowns and total offensive yards (2,572) established school records. During his junior campaign, he passed for 334 yards against LSU to become the first Razorback to ever throw for more than 300 yards in three different games (against Auburn and LSU in 1997). As a sophomore, Stoerner set then school records for passing yards in a season (2,347) and in a game (387 against LSU). He finished the year 173-of-357 for 2,347 yards and 12 touchdowns. Playing as the backup quarterback as a true freshman, Stoerner completed 11-of-37 passes for 153 yards.

**PERSONAL:** Stoerner earned all-district and honorable mention all-state honors after completing 148-of-247 passes for 2,416 yards and 28 touchdowns as a senior at Lee High School in Baytown, TX. He took over quarterbacking duties following his junior season, when he caught 50 passes for 670 yards as a receiver. He also earned all-district honors as a punter following his junior season. The small business management major also earned all-district honors after batting .450 as a junior for the Baytown



baseball team. Stoerner, along with fellow Cowboys Darren Woodson and Ebenezer Ekuban, volunteered at The Salvation Army Christmas Distribution Center during the 2000 holiday season and helped distribute gifts to families in need.

## STOERNER'S COWBOYS TOTALS

Year	Att.	Comp.	Yards	Passing		TD	Int.	Long	Yards	Rating
				Pct.						
2000	5	3	53	60.0		1	0	29	2/21	135.8



## George Teague

### Safety

6'1" ★ 196 ★ 2/18/71

Alabama

FA for '98

NFL: 9th Year ★ Cowboys: 5th Year



**GAMES/STARTS** (regular season, playoffs): 1993 (16/12, 2/2-G.B.), 1994 (16/16, 2/2-G.B.), 1995 (15/15, 3/3-G.B.), 1996 (16/8, 2/2-Dal), 1997 (15/6, 1/0-Mia), 1998 (16/5, 1/1), 1999 (14/14, 1/1), 2000 (9/9). Total –

117/85, 12/11 (Dallas – 55/36, 4/4).

**PRO:** When George Teague returned to the Cowboys secondary in 1998, it was anticipated that he would compete for playing time and provide solid special teams play. In the three seasons since, Teague has become a stalwart in Dallas' defensive backfield, establishing single-season career-highs for tackles (102 in 1999) and sacks (two in 1998). In addition to this high level of production, he has continued to show his knack for the big play, returning two of his three interceptions in 1999 for touchdowns, including a regular-season career-long 95-yard return. Teague will again be expected to produce at this high level in 2001 while providing veteran leadership to a young, inexperienced secondary.

**2000:** Despite missing the final seven games of the season with a fractured right foot, Teague finished the year with 71 tackles, the third highest total of his career. He was on pace to register a career-best 127 stops when he suffered his injury. He opened the season with a bang, tying for the team lead with a career-high 13 tackles against Philadelphia (9/3). He tallied eight stops at Arizona (9/10) before totaling 10 tackles at Washington (9/18) while helping limit the Redskins four wide receivers to 8.1 yards-per-catch. Against San Francisco (9/24), Teague recorded eight tackles and tied for the team lead with two special team stops before being ejected with 4:00 remaining in the game for unsportsmanlike conduct. He returned to action the next week at Carolina (10/1) and helped limit the Panthers to 153 net yards passing while registering eight tackles. He finished second on the team with 10 tackles, including a stop behind the line of scrimmage, at the N.Y. Giants (10/15), helping limit New York to 108 net yards passing. He posted four stops against Arizona (10/22) in three quarters worth of action and helped limit Cardinal wide receivers to five receptions for 51 yards, including three for 17 yards by starters David Boston and Frank Sanders. Teague tallied five tackles against Jacksonville (10/29) before recording five more stops and a forced fumble at Philadelphia (11/5). He helped limit Eagle wide receivers to four receptions for 49 yards before suffering a fractured right foot on a fourth quarter interception play that was nullified by a penalty. He was deactivated the next week against Cincinnati (11/12) before being placed on reserve/injured Nov. 14 with the foot fracture.

**1999:** In his third season with the Cowboys, Teague finally got the opportunity to start from day one and responded with a career-high 102 tackles, good for fourth on the team. Teague made his presence felt from the beginning, playing a key role in two second quarter takeaways in the season opener at Washington (9/12). Both takeaways thwarted Redskins scoring opportunities. First, he forced a Stephen Davis fumble at the Dallas one-yard line and then two possessions later recovered a Brad Johnson fumble at the Dallas nine-yard line. For the day, Teague totaled eight tackles. The next week against Atlanta (9/20), he finished third on the team with 10 tackles. Teague scored the first regular-season touchdown of his career when he returned a Jake Plummer pass 32-yards for a score on the game's third play against Arizona (10/3). It was also his first interception since Nov. 17, 1997 against Buffalo as a member of the Dolphins. With seven tackles at Philadelphia (10/10), he tied for third on the team. Teague accounted for eight tackles at the N.Y. Giants (10/18) before suffering a strained neck late in the second quarter that kept him from returning. The neck injury kept him out the next two weeks, but he returned to the starting lineup and tied for third on the team with seven tackles at Minnesota (11/8). For the second time in four games, he returned an interception for a touchdown when he took a Brett Favre pass back 95-yards for a score in the closing seconds to seal the win against Green Bay (11/14). It was the third-longest interception return in club history. Teague recorded four tackles but missed some second half action after suffering a finger laceration on his left hand in the third quarter at Arizona (11/21). He returned in the fourth quarter and helped limit the Cardinals to 207 yards of offense and 13 points. He was fourth on the team with eight tackles against Miami (11/25), helping shut out the Dolphins. Teague posted a season-high 11 tackles at New England (12/5) as the Patriots were limited to 176 passing yards. Teague was second on





the team with nine tackles against the N.Y. Jets (12/19) and eight stops at New Orleans (12/24). Against the Saints, he also broke up a pass and recorded a tackle for a loss. With a postseason berth on the line against the N.Y. Giants (1/2/00), Teague logged his third interception of the season with a second quarter pick off Kerry Collins. In addition, he recorded four tackles, giving him 102 for the season, the first 100-tackle season of his career. In the wild card playoff game at Minnesota (1/9/00), Teague tied for second on the team with 10 tackles while helping limit the Vikings to 199 yards passing, 50 yards below their season average.

**1998:** Teague signed with Dallas on May 6 after being released by the Dolphins and started the season in a reserve capacity, contributing in nickel situations, before winning the starting free safety job in Week 11. Teague finished the season 10th on the team with 52 tackles, while also registering the first two sacks of his career and contributing nine special teams tackles. He earned his first start of the season in the win over Seattle (11/22). He played, but did not start, the following week against Minnesota (11/26), and then started the remaining four games of the season at free safety. In his second start, at New Orleans (12/6), Teague responded with eight tackles and the first two sacks of his career. The next week at Kansas City (12/13), he added six tackles and a special teams stop. In the division-clinching win over Philadelphia (12/20), he tied for the team lead with a season-high 10 tackles. He matched that 10 tackle total the following week against the Redskins (12/27), while also breaking up a season-high three passes.

**1997:** Following a successful 1996 season with Dallas, Teague accepted a free agent offer from Miami on March 20. He made his Dolphins debut against Indianapolis (8/31), recording one tackle. He suffered a left ankle sprain the next week against Tennessee (9/7), causing him to miss the remainder of the Oilers game and to be inactive at Green Bay (9/14). In his first start of the season, Teague totaled four tackles against Baltimore (10/19) before recording a season-high 11 tackles and a forced fumble against Chicago (10/27). Teague preserved Miami's 24-17 victory over the N.Y. Jets (11/9) when he intercepted a Glenn Foley pass with 1:15 remaining in the game. He also registered five tackles and two passes defended against the Jets. Against Buffalo (11/17), Teague tallied four stops and an interception before totaling four tackles against Detroit (12/7). He closed out the year with two tackles against New England (12/22) in the season finale. He totaled two more tackles at New England (12/28) the next week in a wild card playoff game.

**1996:** Teague was traded from Green Bay to Atlanta on July 16 and was then released by the Falcons on Aug. 17. He signed with Dallas on Aug. 23 and went on to record 70 tackles, the second highest tackle total of his career at that time. Teague also established a career-high with four interceptions to finish second on the team. He recorded a tackle in his Dallas debut at Chicago (9/2) before sealing the Cowboys victory at Philadelphia (9/30) by intercepting a Ty Detmer pass at the Cowboys eight-yard line with 1:58 remaining. He started his first game for Dallas against Atlanta's (10/20) run-and-shoot offense and recorded 10 tackles and two special teams stops. He registered five stops at San Francisco (11/10), and he took over the starting free safety job against Green Bay (11/18) after Brock Marion fractured a scapula in the 49ers game. He totaled five tackles against the Packers and at the N.Y. Giants (11/24), helping limit the Giants to 104 net passing yards. Against Washington (11/28), he totaled four tackles and an interception, and he finished with nine tackles, two passes defended, a tackle for a loss and an interception at Arizona (12/8). Teague closed the season with a season-high 12 tackles at Washington (12/22) while picking off his fourth pass of the year. Against Minnesota (12/28) in a wild card playoff game, Teague earned NFL Defensive Player of the Week honors. He forced an Amp Lee fumble that rolled out of the end zone for a touchback to prevent a touchdown, and on the next Vikings play, he forced a Leroy Hoard fumble that set up a Dallas touchdown. Three plays later, Teague intercepted a Brad Johnson pass and returned the ball 29 yards for a touchdown. Teague's touchdown was the first interception return for a score in the postseason by Dallas since Dennis Thurman on Jan. 16, 1983.

**1995:** Teague started 15 games for Green Bay, missing only the Tampa Bay contest (12/10) with a nagging toe injury. Before the Tampa Bay game, he had started 41 consecutive games at free safety. Teague tied for sixth on the team with 72 tackles, while equalling his career best with 13 passes defended. He also registered two interceptions and a fumble recovery. He intercepted a tipped Scott Mitchell pass at the Green Bay 38-yard line with 1:28 left in the game, clinching a 30-21 win over Detroit (10/15). At Minnesota (11/5), he recorded five tackles, a pass defended and a fumble recovery. He started against Tampa Bay (11/26) despite missing the entire week of practice due to a broken big toe suffered one week earlier at Cleveland (11/19). Against Cincinnati (12/3), he intercepted a pass and returned it 74 yards to the Bengals' four-yard line. Teague totaled a then career-high 12 tackles at New Orleans (12/16). He started in all three postseason games, where he finished as the team's third-leading tackler with 21 stops. He recorded 11 tackles at Dallas (1/14/96) in the NFC Championship Game.

**1994:** Teague started all 16 games for the first time in his career, although he had never fully recovered from a thyroid problem that plagued him prior to the season. He finished third on the team with a career-high 13 passes defended, while tallying 53 tackles and tying for second on the team with three interceptions. He practiced on a limited basis early in training camp due to a thyroid condition, which initially produced dramatic weight loss and later hampered his conditioning. He began practicing on a full-time basis Aug. 4. In the season-opening win over Minnesota (9/4), he intercepted two Warren Moon passes, but also suffered a fractured thumb. He was forced to play with a cast on one hand for much of the first half of the season. Teague made a season-high eight tackles against the N.Y. Jets (11/13), and he forced a fumble in a Thanksgiving Day loss at Dallas (11/24). He intercepted a Craig Erickson pass in the season finale at Tampa Bay (12/24) before contributing eight postseason tackles.

**1993:** Teague played in all 16 games, starting the final 12 and both postseason contests. He made one of the more memorable plays in Packers' playoff history at Detroit (1/8/94). With the Lions driving, he intercepted an Erik Kramer pass one-yard deep in the end zone and returned it 101 yards for a touchdown. His 101-yard return was the longest postseason interception return in NFL history, and along with



his four solo tackles, helped earn him the NFL's Defensive Player of the Week award. He was chosen to the all-rookie teams of *Pro Football Weekly/Pro Football Writers of America*, *Football Digest* and *Pro Football Newsweekly*. He finished the year with 36 tackles, while contributing nine tackles in the playoffs. He started his first NFL game against Denver (10/10), recording four tackles and forcing Glyn Milburn to fumble a kickoff, which he recovered himself. At New Orleans (11/14), Teague had four tackles and one fumble recovery. He recorded two passes defensed, including his first NFL interception, against the L.A. Raiders (12/26). In a playoff loss to Dallas (1/16/94), he made a season-high five solo tackles. Teague was the second of two first-round draft choices (29th overall) by Green Bay in 1993.

**COLLEGE:** A second-team All-America selection as a senior for Alabama's 1992 national title team, he also earned first-team All-Southeastern Conference honors as he was a major factor in the Tide's top-ranked defense. In the national title clinching win over Miami (Fla.) in the Sugar Bowl, he intercepted two passes, including one which he returned for a touchdown. In a play that was called back in the same game, he chased down Hurricanes receiver Lamar Thomas from behind and stripped the ball from him. An All-SEC second-team selection as a junior, he led the conference with six interceptions and had career highs for total tackles (54) and passes broken up (11). Teague started at free safety as a junior after making the switch from cornerback, where he started as a sophomore. He was one of only two true freshmen to play for Alabama in 1989.

**PERSONAL:** George Theo Teague was a first-team, class 6A all-state selection as a defensive back at Jefferson Davis High School in Montgomery, AL, while earning academic all-state honors and winning three letters in track. At Alabama, he worked with the local YMCA and Boys & Girls Club, and while with the Packers, he established a foundation called 'Teague's League' to further benefit Children's Hospital of Wisconsin. Through his foundation, he took 40 kids (consisting of Special Olympians and needy children) to two 1995 games, where they sat in a special 'Teague's League' section. George has hosted the 'George Teague Celebrity Softball Challenge,' where he and other celebrities faced national recording artist Michael Bolton and his team in a softball game. All proceeds from the event went to Children's Hospital and the Michael Bolton Foundation. While in Dallas, Teague has served as a celebrity football coach for the Dallas Cowboys Let Us Play! Sports Camp for girls from various non-profit agencies. He has also served as a 1999 PSA spokesperson for the Wichita Falls Komen Race For The Cure and UT Southwestern Medical Center Heart Disease Prevention Project. An accounting major, George and wife Consuela have one son, James Teague II (7/14/93), and a daughter, Jada Anissa (12/13/99).

## TEAGUE'S NFL TOTALS

Year	Tackles			Sacks	Tkl/Loss	QB Press.	Passes Def.	For. Fum.	Special Teams		
	Solo	Ast.	Tot.						Solo	Ast.	Tot.
1993 (G.B.)	30	6	36	0.0 (0)	—	—	6	1	5	0	5
1994 (G.B.)	41	12	53	0.0 (0)	—	—	13	1	0	0	0
1995 (G.B.)	53	19	72	0.0 (0)	—	—	13	0	0	0	0
1996 (Dal.)	42	28	70	0.0 (0)	1(-2)	0	7	0	5	1	6
1997 (Mia.)	24	19	43	0.0 (0)	—	—	3	2	3	0	3
1998 (Dal.)	31	21	52	2.0 (-24)	0(0)	0	6	0	4	5	9
1999 (Dal.)	44	58	102	0.0 (0)	2(-5)	2	9	1	7	1	8
2000 (Dal.)	36	35	71	0.0 (0)	1(-2)	0	1	1	2	3	5
Totals	301	198	499	2.0 (-24)	4(-9)	2	58	6	26	10	36

Year	Pass Interceptions			TD	Opponents	Fumbles Recovered						
	No.	Yds.	Avg.				No.	Yds.	Avg.	Long	TD	
1993 (G.B.)	9	0	—	9	0.0 (0)	—	1	0	0	0	0	0
1994 (G.B.)	8	0	—	8	0.0 (0)	—	0	0	0	0	0	0
1995 (G.B.)	17	4	—	21	0.0 (0)	—	2	0	0	0	0	0
1996 (Dal.)	6	1	—	7	0.0 (0)	1(-1)	0	1	2	0	0	0
1997 (Mia.)	0	3	—	3	0.0 (0)	—	0	0	0	0	0	0
1998 (Dal.)	1	1	—	2	0.0 (0)	0(0)	0	0	0	0	0	0
1999 (Dal.)	6	4	—	10	0.0 (0)	0(0)	0	0	0	0	0	0
Totals	47	13	—	60	0.0 (0)	1(-1)	0	4	2	0	0	0

Year	Pass Interceptions				
	No.	Yds.	Avg.	Long	TD
1993 (G.B.)	1	22	22.0	22	0
1994 (G.B.)	3	33	11.0	16	0
1995 (G.B.)	2	100	50.0	74	0
1996 (Dal.)	4	47	11.8	22	0
1997 (Mia.)	2	25	12.5	23	0
1999 (Dal.)	3	127	42.3	96t	2
Totals	15	354	23.6	96t	2

Year	Opponents				
	No.	Yds.	Avg.	Long	TD
1993 (G.B.)	2	0	0.0	0	0
1995 (G.B.)	1	4	4.0	4	0
1999 (Dal.)	1	0	0.0	0	0
Totals	4	4	1.0	4	0

## Single-Game Bests

Tackles - 13 vs. Philadelphia, 9/3/00

Playoffs - 11 @ Dallas, 1/14/96 (G.B.)

Interceptions - 2 vs. Minnesota, 9/4/94 (G.B.)

Playoffs - 1, three times last vs. Minnesota, 12/28/96


Long Interception Return - 95t vs. Green Bay, 11/14/99

Playoffs - 101t at Detroit, 1/8/94 (G.B.)

## Additional Statistics

Punt Returns 1993 (1 return, -1 yards).





## Robert Thomas

### Fullback

6'1" ★ 252 ★ 12/1/74

Henderson State

FA for '98

NFL: 4th Year ★ Cowboys: 4th Year



**GAMES/STARTS** (regular season, playoffs): 1998 (16/0, 1/0), 1999 (16/7, 1/0), 2000 (16/15), Total – 48/22, 2/0.

**PRO:** Robert Thomas has not only overcome making a name for him-

self as a rookie free agent with small school experience, but he has also survived a major career change, moving from linebacker to fullback. In a very short period of time, he has gone from a reserve middle linebacker to the lead blocker for Emmitt Smith as the Cowboys starting fullback. As a rookie free agent, he provided Dallas with not only a solid special teams player, but also a reserve middle linebacker that could be counted on to produce in spot playing time. Thomas then spent the spring of 1999 playing linebacker in NFL Europe, but when he returned for training camp, a glut of linebackers awaited him. With coaches hoping to find a roster spot for this hardworking player, Thomas was moved to fullback on Aug. 24, 1999 to back up Daryl Johnston. When Johnston went down with a neck injury the first week of the season, Thomas was thrust into the fire. Learning and improving each and every week at his new position, he was finally rewarded with the starting role on Oct. 27. In 2000, he enjoyed a solid season as the team's starting fullback, and he appears to have a firm grip on the position for the long term future.

**2000:** In his first full season as the starting fullback, Thomas proved to be a very capable blocker and a much improved pass receiver and ball carrier. He finished the year with 51 rushing yards on 15 carries. Three of his rushing attempts came on third downs during the season, and on each try he covered the necessary yardage for a Dallas first down. He also finished with 23 catches for 117 yards and two touchdowns. In his primary role as the lead blocker for Smith, Thomas helped pave the way for the future Hall of Famer's 10th consecutive 1,000 yard rushing season. At Arizona (9/10), he recorded two receptions for eight yards. In the following week's win at Washington (9/18), he registered two special teams tackles and helped limit Deion Sanders to 0 yards on three punt returns. Against San Francisco (9/24), Thomas posted three receptions for a career-high 28 yards, including a career-long catch of 14 yards. The following week, in the overtime win at Carolina (10/1), he recorded his first carries of the season with three rushes for 12 yards, including two carries on third down that gave Dallas a first down. In Dallas' 19-14 loss to the eventual NFC Champion N.Y. Giants (10/15), he recorded a career-high five receptions for 24 yards and his first career touchdown – on a one yard toss from Troy Aikman. Against Arizona (10/22), Thomas had three carries for 14 yards while adding two receptions for nine yards, including a two-yard touchdown grab from Aikman in the fourth quarter – his second consecutive game with a touchdown reception. In the overtime loss at Philadelphia (11/5), he registered three receptions for 14 yards, including one on third down to convert a first down. In the following week's victory over Cincinnati (11/12), he had two carries for seven yards and two receptions for nine yards. The next week, he had three receptions for 12 yards at Baltimore (11/19). Against Washington (12/10), Thomas helped lead the way as Smith rushed for 150 yards and a touchdown. In all, the Cowboys ran for 242 yards against the Redskins, the most by the Dallas offense since recording 271 yards on the ground at Philadelphia on Oct. 31, 1993.

**1999:** Thomas spent the spring playing linebacker for the Rhein Fire in NFL Europe, finishing fourth on the team with 40 tackles while also recording a forced fumble and four special teams tackles. Upon returning for training camp, Thomas was caught up in a numbers game at linebacker. Because the coaching staff was eager to find him a roster spot, Thomas was given a trial run at fullback over the final two weeks of the preseason. He passed the test and earned a spot on the final roster backing up Johnston as Smith's lead blocker. By season's end, he had posted eight carries for 35 yards and 10 receptions for 64 yards. Along the way, he also helped open holes that allowed Smith to rush for 1,397 yards and 11 touchdowns, his best numbers since 1995. Smith was also able to top the 100-yard rushing mark in nine games, the second highest total in club history. Thomas saw his first NFL action at fullback in the fourth quarter at Washington (9/12) and helped spring Chris Warren on a 23-yard run as the Cowboys climbed out of a 35-14 hole to win in overtime. Following the game, Johnston was diagnosed with a herniated disk in his neck and was done for the year. With Thomas just one week into his NFL career at fullback, the Cowboys immediately added veteran Tim Lester to the roster to take Johnston's spot in the starting lineup. Against Arizona (10/3), Thomas recorded his first career receptions with two grabs for 19 yards, including a season-long 13-yard catch. Both of his receptions came during the Cowboys' touchdown drive to open the third quarter when he was filling in for Lester (dehydration). Through all this, Thomas still remained a threat on special teams as well, tying for second on the team at the N.Y. Giants (10/18) with two special teams tackles. He provided a key block on Smith's one-yard touchdown run against Washington (10/24), and the following week, he was rewarded with the starting job when Lester was released. At Indianapolis (10/31) in his first NFL start, Thomas recorded a nine-yard reception. He also contributed two receptions at Arizona (11/21), against Miami (11/25) and Philadelphia (12/12). Against the N.Y. Jets (12/19), he recorded his first career rushes, logging four carries for 22 yards – including a 10-yard burst. It was the first time a Dallas fullback had carried the ball all season and the most carries by a Dallas fullback since Johnston



recorded five on Nov. 23, 1995 against Kansas City. In addition, his 22 yards rushing were the most by a Dallas fullback since Johnston picked up 23 at Atlanta on Oct. 29, 1995. Finally, his 10-yard run was the longest by a Dallas fullback since Johnston went 11-yards with a carry on Oct. 8, 1995 against Green Bay. In his first career postseason action, he recorded two receptions at Minnesota (1/9/00).

**1998:** After signing with Dallas on Feb. 24 and making the team as a rookie free agent, Thomas began to immediately show that he belonged in the NFL by finishing tied for fifth on the team with 10 special teams tackles. He saw his first NFL action in the season opener against Arizona (9/6) before leading the team with two special teams tackles at Denver (9/13). He recorded two more special teams tackles the next week at the N.Y. Giants (9/21), and he registered his first defensive tackle at Washington (10/4) while working in a four linebacker set against the Redskins "heavy" packages. Thomas had two stops and a pass defensed in fourth quarter action at Philadelphia (11/2), and he recorded a third quarter tackle at Arizona (11/15) in Dallas' goal line defense. He tallied a special teams tackle against Minnesota (11/26) on Thanksgiving Day before suffering a concussion that knocked him out of the game. He returned to action at New Orleans (12/6), replacing middle linebacker Fred Strickland for a few first quarter plays after Strickland suffered a sprained knee. At Kansas City (12/13), Thomas totaled two tackles and a tackle for a three yard loss while relieving Strickland, who was still bothered by the sprained knee. Thomas also finished second on the team with two special teams tackles against the Chiefs. He totaled one special teams tackle against Arizona (1/2/99) in a wild card playoff game.

**1997:** Thomas went to training camp with the Calgary Stampeders of the Canadian Football League and contributed two tackles in his only preseason action before being released.

**COLLEGE:** Thomas finished his four-year career at Henderson State as the school's all-time leading tackler with 388 tackles. As a senior, he registered 120 tackles, including a single-game team record 18 against Texas A&M, and earned All-America honors and an invitation to the Snow Bowl following the season. As a junior, he established a Henderson State single season record with 129 tackles and was named All-Gulf Conference Defensive Player of the Week three times and earned All-Gulf South honors. Thomas totaled 116 tackles as a sophomore in 1994 after recording 23 tackles in a reserve capacity as a freshman the previous year.

**PERSONAL:** Born Dec. 1, 1974, Thomas played prep football for Jacksonville, AR, High School. Robert served as a celebrity football coach in the Fifth Annual Dallas Cowboys Let Us Play! Sports Camp for girls, working with girls from non-profit agencies in the Dallas/Ft. Worth area.

## THOMAS' COWBOYS TOTALS

Year	No.	Rushing			
		Yds.	Avg.	Long	TD
1999	8	35	4.4	10	0
2000	15	51	3.4	9	0
Totals	23	86	3.7	10	0


Year	No.	Receiving			
		Yds.	Avg.	Long	TD
1999	10	64	6.4	13	0
2000	23	117	5.1	14	2
Totals	33	181	5.5	14	2
<b>Playoffs</b>					
1999	2	0	0.0	5	0

## Additional Statistics

Tackles: 1998 (2-6-8).  
Tackles for a loss: 1998 (1 (-3)).  
Forced Fumbles: 1998 (1).  
Special Teams Tackles: 1998 (7-3-0), 1999 (4-4-8),  
2000 (1-3-4). Total (12-10-22).

## Single Game Bests

Rush Yards - 22 vs. N.Y. Jets, 12/19/99  
Rush Attempts - 4 vs. N.Y. Jets, 12/19/99  
Long Rush - 10 vs. N.Y. Jets, 12/19/99  
Receptions - 5 @ N.Y. Giants, 10/15/00  
Receiving Yards - 28 vs. San Francisco, 9/24/00  
Long Reception - 14 vs. San Francisco, 9/24/00



## Jason Tucker

## Wide Receiver

6'1" ★ 182 ★ 6/24/76

Texas Christian

FA for '99

NFL: 3rd Year ★ Cowboys: 3rd Year



**GAMES/STARTS** (regular season, playoffs): 1999 (15/4, 1/1), 2000 (16/7). Total - 31/11, 1/1.

**PRO:** The Dallas Cowboys signed Jason Tucker on Jan. 7, 1999 with the long-shot expectation of him providing depth to the Cowboys receiving corps. After impressing coaches with his play in NFL Europe during the spring of 1999, Tucker became one of four NFL Europe veterans to make the active roster the following fall. As the 1999 season unfolded, Tucker quickly became a rags-to-riches story, going from a game-day deactivation in the season opener to the NFC Special Teams Player of the Month for December. By the time the dust had settled on his first NFL season, Tucker had finished second in the NFL in kickoff return average and broken a number of club records. He underwent off-season surgery on both of his big toes following the season and a thorough rehabilitation process that extended into the 2000 training camp. As a second year player, he fought through toe and groin ailments that, at times, hampered his development as a receiver and returner. He currently has 73 career





kickoff returns during his two-year Cowboys career, two shy of the 75 returns necessary to qualify for the club's all-time career return list. With a current career average of 23.5 yards-per-return, Tucker should soon enter the club's record book with the fourth highest return average in club history. He is expected to add experience to the Cowboys young receiving and special teams units in 2001.

**2000:** Tucker established a club record with 51 kickoff returns for the year, eclipsing the previous mark that was held by Herschel Walker (50 in 1997). His 1,099 kickoff return yards were 82 shy of James Dixon's club record of 1,181 kickoff return yards in a season (1989). Tucker closed the season with 13 catches for 126 yards. He got off to a quick start in the season opener against Philadelphia (9/3), averaging 23.6 yards on five kickoff returns. The following week at Arizona (9/10), he tied his career-high with six kickoff returns. In the Monday night win at Washington (9/18), Tucker took over Wane McGarity's slot receiver and punt return duties after McGarity suffered a sprained ankle on his first punt return of the game. Tucker returned three punts for 13 yards. Against San Francisco (9/24), he handled punt return and kickoff return duties while recording one reception working in the slot as the club's third wide receiver. In the overtime win at Carolina (10/1), he recorded a four-yard reception and handled all the return duties, including four kickoff returns for 60 yards. At the N.Y. Giants (10/15), he showed some of his 1999 form by returning five kickoffs for 205 yards (41.0 avg), including a 90-yard return to the Giants two-yard line. The 205 yards broke his own club-record for single-game kickoff return yards, and his 90-yard return tied for the eighth longest return in club history. It was the longest return by Dallas since Alexander Wright went 102 yards against Atlanta on Dec. 22, 1991. Tucker also added two receptions for 26 yards against the Giants, and both catches gave Dallas a first down. In the overtime loss at Philadelphia (11/5), he recorded two kickoff returns for 70 yards, including a 47-yard return. He also saw considerable action at wide receiver when Ismail suffered a season-ending knee injury. Against Cincinnati (11/12), Tucker earned his first start of the season replacing Raghieb Ismail (knee) and recorded one reception for 14 yards. In the Thanksgiving Day loss to Minnesota (11/23), Tucker led the team with season-highs of six receptions for 57 yards and returned five kickoffs for 91 yards. Tucker recorded his first career rushing touchdown in the win over Washington (12/10) with a 17-yard end around in the fourth quarter. He also picked up 12 yards on an earlier run to finish with two carries for 29 yards.

**1999:** Tucker spent the spring of 1999 playing for the Rhein Fire of NFL Europe, where he finished second on the team with 26 receptions for 454 yards and three touchdowns. His 17.5 yards-per-catch average was the fourth highest average in the league. After sneaking onto the team in one of the club's final roster spots, Tucker began helping anywhere he could find work and everywhere his injured teammates were falling. Despite finishing his collegiate career with six career kickoff returns, Tucker took over that role at mid-season and went on to finish second in the NFL with a 27.9 yard average, the fifth best average in club history. He also tied for sixth on the team with 10 special teams tackles despite seeing limited playing time on the coverage units during the second half of the season as his wide receiver role expanded. Things started slowly for Tucker, who was a game-day deactivation in the season opener at Washington (9/12). He saw his first NFL action on both offense and special teams against Atlanta (9/20), recording one carry for eight yards on an end around. Against Arizona (10/3), he tied for the team lead with two special teams tackles. With Michael Irvin down with a neck injury in the first half at Philadelphia (10/10), Tucker stepped in and recorded his first career reception with a six-yard grab on third-and-five. Injury again landed Tucker on the field at the N.Y. Giants (10/18), where he recorded two catches for 25 yards after taking over for Wane McGarity (shoulder dislocation) in the three and four wide receiver sets. Tucker posed a double threat against Washington (10/24) when he led the team with three special teams tackles - helping limit Brian Mitchell to a 4.0 yard average on three punt returns and a 19.3 yard average on six kickoff returns - and hauled in a 52-yard pass from Troy Aikman. With kickoff return man Kevin Mathis sidelined with a hamstring injury, Tucker found a new career at Indianapolis (10/31), finishing the day with four kickoff returns for 114 yards - including a 50-yarder on his second career return. With Dallas opening the game in a three-receiver set at Minnesota (11/8), he earned his first NFL start. Against Green Bay (11/14), Tucker provided an all-around contribution. He had one reception for 11 yards to convert a third down, recorded a special teams tackle and two kickoff returns for 39 yards against the Packers. In addition, he also saw his first duty as the team's punt returner and responded with two returns, including one of 41 yards. At Arizona (11/21), he had two punt returns for 11 yards and three kickoff returns for 54 yards before suffering a sprained great toe on his left foot. He bounced back four days later on Thanksgiving Day against Miami (11/25) to record two receptions for 35 yards (17.5 avg.). Both of his catches gave Dallas a first down, including one on third down. Tucker earned his second NFL start against Philadelphia (12/12), this time in place of Ernie Mills (quad), and responded with three receptions for 37 yards. Tucker's final breakthrough took place over the final two weeks of the regular season. Beginning at New Orleans (12/24), he recorded career-bests with seven receptions for 128 yards (18.3 avg.) and his first career touchdown. On special teams, he had six kickoff returns for a then club record 203 yards, breaking the mark of 198 yards set by Herschel Walker on Oct. 20, 1996 against Atlanta. His total of 331 combined net yards also broke Kevin Williams' mark of 307 yards set at Arizona on Dec. 25, 1995. The 331 yards tied Detroit's Wally Triplett for the ninth most yards ever recorded in an NFL game. The very next week with a postseason berth on the line against the N.Y. Giants (1/2/00), he recorded his second consecutive 100-yard receiving game with 122 yards on four catches, including a career-best 90-yard touchdown catch-and-run - the third longest pass play in club history and tied for the longest pass play in the NFL in 1999. He also had two kickoff returns for 93 yards (46.5 avg.), including a 79-yard effort on the game's opening kickoff to set up a Dallas field goal. His work as a kickoff return man earned him NFC Special Teams Player of the Month honors for December, a month in which he averaged 32.1 yards on 12 kickoff returns. Seven of his 12 returns went for 30 yards or more. Tucker saw his first NFL post-season action at Minnesota (1/9/00) and finished second on the team with four receptions for 67 yards. On Feb. 9, 2000, Tucker underwent surgery to remove bone spurs from the big toe of both feet.



**1998:** Tucker was a sixth-round draft pick (167th overall) of the Cincinnati Bengals in the NFL Draft. After suffering a pulled left hamstring in training camp, the Bengals released him with an injury settlement on Aug. 19. He then signed onto Green Bay's practice squad on Oct. 28 and was waived on Dec. 16.

**COLLEGE:** Before missing his senior season at TCU due to suspension, Tucker caught 39 passes for 692 yards (17.7 avg.) and four touchdowns as a junior. He played in nine games as a sophomore, catching 31 passes for 433 yards and a touchdown. As a freshman, he caught eight passes for 72 yards while playing in every game.

**PERSONAL:** Tucker was a two-time all-state selection at Robinson, TX, High School. He closed his three-year career with 81 receptions for 1,771 yards and 25 touchdowns. Tucker was one of Texas' top prep long jumpers while lettering in track, and he also lettered in baseball. He graduated from TCU in May, 2000 with a degree in psychology after taking his final courses in the spring. Tucker has become active in the Dallas-Ft. Worth community, supporting the Ft. Worth Komen Race For the Cure and the Dallas Cowboys NFL Flag Football Program. Along with his fellow wide receivers, Jason supported the Hormel Hams for the Holidays Program last fall, visiting The Salvation Army Irving Corps prior to Thanksgiving to distribute 500 Hormel hams, sign autographs and spend time with the children at the Gene and Jerry Jones Family Center for Children. He is also a regular supporter of the Ft. Worth Postal Council Toys for Tots holiday gift drive.

## TUCKER'S COWBOYS TOTALS

		Receiving			
Year	No.	Yds.	Avg.	Long	TD
1999	23	439	19.1	90t	2
2000	13	126	9.7	18	0
Totals	36	565	15.7	90t	2

		Receiving			
Year	No.	Yds.	Avg.	Long	TD
1999	4	67	16.8	31	0

		Rushing			
Year	No.	Yds.	Avg.	Long	TD
1999	1	8	8.0	8	0
2000	4	42	10.5	17t	1
Totals	5	50	10.0	17t	1

		Kickoff Returns			
Year	No.	Yds.	Avg.	Long	TD
1999	22	613	27.9	79	0
2000	51	1,099	21.5	90	0
Totals	73	1,712	23.5	90	0


		Kickoff Returns			
Year	No.	Yds.	Avg.	Long	TD
1999	3	60	20.0	21	0

		Punt Returns				
Year	No.	FC	Yds.	Avg.	Long	TD
1999	4	2	52	13.0	41	0
2000	4	5	9	2.3	8	0
Totals	8	7	61	7.6	41	0

## Single-Game Bests

Receptions – 7 at New Orleans, 12/24/99  
 Receiving Yards – 128 at New Orleans, 12/24/99  
 Long Reception – 90t vs. N.Y. Giants, 1/2/00  
 Rush Attempts – 2 vs. Washington, 12/10/00  
 Rush Yards – 29 vs. Washington, 12/10/00  
 Long Rush – 17t vs. Washington, 12/10/00

Kickoff Returns – 6 three times, last @ Baltimore, 11/19/00  
 Kickoff Return Yards – 205 @ N.Y. Giants, 10/15/00  
 Long Kickoff Return – 90 @ N.Y. Giants, 10/15/00  
 Punt Returns – 3 @ Washington, 9/18/00  
 Punt Return Yards – 12 @ Washington, 9/18/00



## Dimitrius Underwood

## Defensive Tackle

6'6" ★ 276 ★ 3/29/77

Michigan State

FA for '00

NFL: 2nd Year ★ Cowboys: 2nd Year



## GAMES/STARTS: 2000 (15/0).

**PRO:** The Cowboys signed Dimitrius Underwood on March 10, 2000 with the hopes that he would be able to return to the level of play that earned him selection in the first round of the 1999 NFL Draft. In Dallas, he joins a stable of talented young defensive linemen, including Greg Ellis, Ebenezer Ekuban and Peppi Zellner. After moving to defensive tackle during the season, Underwood showed flashes of promise in his opportunities on the field. A gifted pass rusher at end, he combined that ability with his natural strength and size to become a talented performer at tackle. He has exceptional speed (4.84 40-yard dash) and quickness for a player of his physical stature. Underwood was originally a first round draft choice of the Minnesota Vikings (29th overall) in 1999.

**2000:** Despite seeing limited action in the first half of the season, Underwood finished the year as the team's leader in quarterback pressures with 14 – primarily coming out of the defensive tackle slot. He also added four sacks, which were the most by a Dallas rookie since Russell Maryland registered 4.5 in 1991. Underwood closed the year with 23 tackles while seeing action in 15 of the Cowboys 16 regular season games. Over the last seven games of the year, he amassed three sacks, 11 quarterback pressures and two forced fumbles. He made an immediate impact in his very first NFL game, contributing three tackles, a tackle for a loss and two quarterback pressures against Philadelphia (9/3). It was his first true game action since his junior season at Michigan State in 1997. Against San Francisco (9/24), Underwood recorded three tackles while subbing at left defensive end for Ebenezer Ekuban who suffered a sprained toe. The following week at Carolina (10/1), he recorded two tackles, and he registered his first career sack





in the win over Arizona (10/22) with a 13-yard takedown of Jake Plummer. In the win over Cincinnati (11/12), he saw considerable action at defensive tackle for the first time in his career because of a lack of depth due to injuries. He responded with a tackle and two quarterback pressures. He earned his second sack of the season at Baltimore (11/19) from his new defensive tackle spot with a seven-yard takedown of Trent Dilfer. In the Thanksgiving Day loss to Minnesota (11/23), Underwood recorded a season-high four stops and his second sack in as many weeks at tackle. The next week at Tampa Bay (12/3), he recorded a sack in his third consecutive game, the longest streak by a Cowboy defender since Kavika Pittman did so in four straight games in 1998. In the win over Washington (12/10), he had a tackle and a club-high six quarterback pressures. It was the highest pressure total by a Dallas defender since Pittman had six against Philadelphia on Dec. 12, 1999. With his effort, Underwood helped limit the Redskins to 191 net yards passing. Against the N.Y. Giants (12/17), he tied his season-high with four tackles and led the team with three pressures.

**1999:** Underwood was originally a first round draft choice of the Minnesota Vikings. He was the first Michigan State player to be chosen in the first round since 1994 when linebacker Rob Fredrickson went to the L.A. Raiders as the 27th pick. Underwood signed with the Vikings on Aug. 1 but then left camp on Aug. 2 and was released on Aug. 13. The Miami Dolphins claimed Underwood off waivers on Aug. 16, and he began working out with the team the final week of preseason. He saw action in the preseason finale at Green Bay (9/2) but suffered a dislocated left shoulder. He earned a spot on the club's active roster coming out of camp but was deactivated for the first two games of the season due to the shoulder injury. Following the Dolphins bye (9/26), Underwood was placed on the club's reserve/non-football injury list on Sept. 28. The Dolphins then released him on Dec. 17.

**COLLEGE:** Underwood missed his entire senior season at Michigan State with a sprained right ankle. In 23 collegiate starts over his sophomore and junior seasons, Underwood recorded 94 tackles, 13 sacks and 19.5 tackles for a loss. He was an honorable mention All-Big Ten selection and was presented the Spartans' Iron Man Award for his dedication in the weight room as a junior. He started all season at left defensive end and was second among linemen with 57 tackles. He was also second on the team in tackles for a loss (12 for -66 yards) and sacks (eight for -56 yards). In his best game of the season, he collected a season-high nine tackles, two sacks for 18 yards in losses and three tackles behind the line of scrimmage against Indiana. He closed out the season with seven tackles, including a sack of quarterback Brock Huard, and forced two fumbles in the Aloha Bowl against Washington. As a sophomore, Underwood started every game at left defensive end and recorded 37 tackles along with five sacks (for -40 yards) and eight tackles for a loss. He had a pair of stops behind the line of scrimmage and returned a fumble 33 yards for a touchdown against Louisville. As a true freshman, Underwood appeared in 11 games, finishing with nine tackles.


**PERSONAL:** Underwood earned honorable mention all-state and all-Cape Fear Region honors at E.E. Smith High School in Fayetteville, NC. As a senior, he recorded 87 tackles and 10 sacks. An outstanding wrestler, Underwood finished second in his weight class at the 1993 state meet. He has twins, a girl and a boy, Jada Ester and Dimitrius Paul (4/20/98).

#### UNDERWOOD'S COWBOYS TOTALS

Year	Solo	Tackles Ast.	Tot.	Sacks	Tkl/ Loss	QB Press.	Passes Def.	For. Fum.
2000.....	12	11	23	4.0(-37)	1(-1)	14	0	0

#### SINGLE-GAME BESTS

Tackles - 4 vs. Minnesota, 11/23/00 and vs. N.Y. Giants, 12/17/00  
Quarterback Pressures - 6 vs. Washington, 12/10/00



## James Whalen

### Tight End

6'2" ★ 228 ★ 12/11/77

Kentucky

FA for '00

NFL: 2nd Year ★ Cowboys: 2nd Year



**GAMES/STARTS:** 2000 (3/0).

**PRO:** In an effort to provide depth at tight end while getting a chance to observe a young player in NFL game situations, the Dallas Cowboys moved James Whalen from their practice squad to the active roster on Dec. 5, 2000. An excellent pass-catching tight end, Whalen established an NCAA single-season record for receptions by a tight end with 90 as a senior. He possesses a good ability to read coverages and find holes in defenses.

**2001:** Whalen spent the spring playing for the Scottish Claymores of NFL Europe, where he led the league with 66 catches for 691 yards - second-best in NFL - and three touchdowns, while garnering All-NFL honors. He was also fourth in the league with 691 total yards from scrimmage.


**2000:** Whalen was drafted by the Tampa Bay Buccaneers in the fifth round (157th overall) of the NFL Draft but was released Aug. 27. He signed to the Cowboys practice squad on Aug. 30, where he



remained until being moved to the active roster on Dec. 5. He saw special teams action against Washington (12/10) and the N.Y. Giants (12/17), and he saw his first playing time on offense at Tennessee (12/25) but did not record a reception.

**COLLEGE:** Whalen earned All-America and All-SEC honors after leading all collegiate tight ends with 90 receptions, 1,019 receiving yards and 10 touchdowns as a senior. His 90 receptions established an NCAA record for tight ends and set a new school record at Kentucky. He earned Compaq's Best Hustle Play of the Week in College Football following a 57-yard catch-and-run play against Louisville. Whalen made the transition from wide receiver to tight end during spring drills prior to his junior year and finished the season with 23 catches for 239 yards and three touchdowns. He was named the UK Walk-on of the Year as chosen by the Louisville chapter of the National Football Foundation and Hall of Fame. As a sophomore transfer, Whalen saw action in 11 games as a wide receiver and on special teams for the Wildcats recording seven catches for 66 yards. He spent his freshman season at Shasta Junior College in Redding, CA as a wide receiver catching 19 passes for 154 yards and a touchdown.

**PERSONAL:** James Patrick Whalen, Jr. was a four-year letterman and three-year starter at LaSalle High School in Portland, OR. He was named all-state and Tri-Valley League Player of the Year after catching 68 passes for 1,502 yards and 18 touchdowns to help lead his team to the league championship as a senior. He posted approximately 75 receptions for 1,300 yards and 25 touchdowns as a sophomore and junior, combined, to earn all-league honors each season. The marketing major was also named league player of the year as a senior third baseman/pitcher on the LaSalle baseball team while earning second-team all-state honors as a forward on the basketball team.



## Chris White

### Defensive End

6'3" ★ 281 ★ 9/28/76

Southern

FA for '00

NFL: 3rd Year ★ Cowboys: 1st Year



**GAMES/STARTS** (regular season, playoffs): 1999 (0/0,0/0-Jax), 2000 (6/0,0/0-Atl). Total - 6/0,0/0.

**PRO:** After suffering several injuries along their defensive line, the Cowboys signed defensive end Chris White on Dec. 14, 2000. White is a versatile lineman that has the ability to move inside to tackle, where he saw action during his collegiate career. While spending most of the past two seasons on practice squads, he saw playing time during the middle of the 2000 season with the Falcons. He will provide Dallas with young, quality depth along the defensive front.


**2000:** White went to training camp with Jacksonville but was released on the final cut-down day (Aug. 27). He signed to the Atlanta Falcons practice squad Sept. 19 and then immediately moved to the Falcons active roster. He saw his first professional action against St. Louis (9/24) due to the season-ending knee injury to Shane Dronnett but did not record a tackle. He saw action the next five weeks but did not register any tackles. He was inactive against Tampa Bay (11/5) and at Detroit (11/12) before being released Nov. 14. He immediately re-signed to Atlanta's practice squad Nov. 15, where he remained until the Falcons released him Dec. 1. The Cowboys signed him Dec. 14, and he was inactive for the final two games of the season.

**1999:** White was drafted in the seventh round (246th overall) of the NFL Draft by the Jacksonville Jaguars. He saw action in all four preseason games, totaling two tackles, before being released Sept. 5. He signed to Jacksonville's practice squad Sept. 6 and remained there until being moved to the active roster Nov. 29. He was inactive for the last five games of the regular season and both playoff games.

**COLLEGE:** As a senior at Southern, White posted 38 tackles, six stops behind the line of scrimmage, four sacks and a pass defended. Playing left defensive tackle as a junior, he registered 22 tackles, five tackles for losses and three sacks. He recorded 28 stops, seven tackles behind the line and three sacks as a sophomore defensive end in 1996. White did not play football in 1994-95 after attending the University of Nevada-Las Vegas in 1993.

**PERSONAL:** Christopher James White lettered as an outside linebacker and defensive end at Captain Shreve High School in Shreveport, LA. He was very active in the Jacksonville community in 1999, reading to children at local elementary schools and helping distribute turkeys at area homeless shelters during the Thanksgiving holiday.





# Michael Wiley

## Running Back

5'11" ★ 189 ★ 1/5/78

Ohio State

D5 for '00 (144th overall)

NFL: 2nd Year ★ Cowboys: 2nd Year



**GAMES/STARTS:** 2000 (10/0).

**PRO:** Michael Wiley is an all-purpose player who has demonstrated the ability to fill the role of a third down back with his solid pass receiving skills. After being drafted in the fifth round out of Ohio State in 2000, Wiley was initially scheduled to be evaluated at both running back and receiver, but he soon found a niche in the backfield. As a ball carrier, he has excellent vision and burst, and he also has the ability to set up his blocks effectively. A solid route runner with good hands and 4.45 speed in the 40-yard dash, Wiley will be given the opportunity to see extended playing time as a nickel pass receiver out of the backfield in 2001.

**2000:** While using his rookie season as a learning experience, Wiley's limited action in the early part of the year grew into an expanded third down back role following the release of Chris Warren in December. Wiley closed the year with 14 receptions for 72 yards. His rushing attempts also increased by the end of the year, and in the last four games of the season, he had 23 carries for 87 yards. Wiley also saw action on Dallas special teams, averaging 23.3 yards on 13 kickoff returns while making seven special teams tackles. In his first NFL game, he led the team with three special teams tackles against Philadelphia (9/3) while also adding a 10-yard reception. At Arizona (9/10), Wiley scored his first NFL touchdown by plucking a tipped pass from Randall Cunningham out of the air and taking it 15 yards for the score. He finished the night with three receptions for 23 yards replacing Chris Warren (neck strain) on third downs. In the Monday night win at Washington (9/18), he took over the kickoff return duties and fielded four kicks for 89 yards. Against San Francisco (9/24), he averaged 21.3 yards on three kickoff returns before giving way to Jason Tucker. In that game, Wiley also recorded his first career rushing attempt (a one-yard gain). After suffering a sprained right knee in practice on Oct. 11, Wiley worked through a six-game period where he was a game-day deactivation. He returned to the field on Thanksgiving Day against Minnesota (11/23) and contributed an eight-yard reception. At Tampa Bay (12/3) in his first extensive offensive action, Wiley replaced Chris Warren in third down and multiple wide receiver sets and responded with six carries for 32 yards (5.3 avg.) and three receptions for 13 yards. In the win over Washington (12/10), he was second on the team with 11 carries for 38 yards spelling Emmitt Smith. The following week against the N.Y. Giants (12/17), Wiley led the Cowboys with four receptions. In the season's final game at Tennessee (12/25), he opened the game by recovering an onside kick attempt by Dallas. He went on to add five carries for 17 yards and a reception for a four yard loss (due to a fumble) as the team's third down back.

**COLLEGE:** Wiley came to the Cowboys after one of the most productive careers as a playmaker in the history of Ohio State football. In four years in Columbus, Wiley had a hand in 35 touchdowns in the following fashion: rushing (27), receiving (five), passing (two) and kickoff returns (one). Although he started just two seasons for the Buckeyes, Wiley left Ohio State ranked seventh on the school's all-purpose yardage list with 4,194 yards. His career totals include 2,951 rushing yards, good for seventh on the OSU all-time ground list. A jack of all trades while in Columbus, Wiley completed an incredible 10-of-11 career passing attempts for 225 yards and two touchdowns while averaging 21.9 yards-per-kickoff return with a career-long 100-yard touchdown effort. He finished his days at Ohio State with career averages of 5.8 yards-per-rush and 11.3 yards-per-reception. Wiley averaged 7.7 yards every time he touched the ball in college. He was a second-team All-Big Ten Conference selection after a senior season in which he led the Buckeyes in rushing with 952 yards and 10 touchdowns on 183 carries (5.2 avg.). In 1998, Wiley enjoyed his finest season as a collegiate player. A first team All-Big Ten selection, he led the Buckeyes in rushing and was second in the conference, with a career-high 1,258 yards on 198 carries (6.2 avg.) and 10 touchdowns.

**PERSONAL:** A consensus high school All-America at Monte Vista High School in San Diego, CA, Wiley ran for 3,417 career yards and 38 touchdowns. As a senior, he tallied 1,901 yards and 23 touchdowns on the ground en route to being ranked as the country's No. 2 running back prospect by *Bluechip Illustrated*. He earned four letters in football and track and three in basketball. Wiley was a National Football Foundation and College Hall of Fame Scholar athlete at Ohio State, where he majored in sociology.

### WILEY'S COWBOYS TOTALS

Rushing						Receiving					
Year	No.	Yds.	Avg.	Long	TD	Year	No.	Yds.	Avg.	Long	TD
2000	24	88	3.7	11	0	2000	14	72	5.1	15t	1
Kickoff Returns											
Year	Att.	Yards	Avg.	Long	TD						
2000	13	303	23.3	38	0						

### Single Game Bests

Rushing Attempts - 11 vs. Washington, 12/10/00  
Rushing Yards - 38 vs. Washington, 12/10/00  
Receptions - 4 vs. N.Y. Giants, 12/17/00

Receiving Yards - 23 @ Arizona, 9/10/00  
Kickoff Returns - 5 @ Tennessee, 12/25/00  
Kickoff Return Yards - 128 @ Tennessee, 12/25/00



## Ben Williams

### Defensive Tackle/End

6'2" ★ 287 ★ 5/28/70

Minnesota

FA for '00

NFL: 3rd Year ★ Cowboys: 1st Year

# 95

**GAMES/STARTS:** 1998 (1/0-Minn.), 1999 (3/0-Phi.). Total - 4/0.

**PRO:** The Dallas Cowboys were looking for size and strength to fill holes left at defensive tackle when they signed Ben Williams on April 10, 2001. Williams, a quick, explosive and powerful tackle, plays with consistent enthusiasm, something the Cowboys are hoping to revive in their defensive unit. Williams has been a playmaker everywhere he has played and brings experience to the young talent along the Cowboys' defensive line.

**2000:** Williams went to training camp with the Chicago Bears but was waived Aug. 28 and remained out of football for the season.

**1999:** Williams went to camp with Minnesota but was released Sept. 6. He signed to the Philadelphia Eagles' practice squad on Oct. 19 and moved to the active roster Nov. 17. He saw limited action in three games with the Eagles but was released Dec. 18.

**1998:** He spent the spring with the England Monarchs of NFL Europe, where he recorded 31 tackles, 5.5 sacks and nine passes defended. Williams was signed by Minnesota on June 15 and waived at the end of training camp. Minnesota signed him to their practice squad, where he remained until he was moved to the active roster on Dec. 8. Williams was inactive at Baltimore (12/13) and against Jacksonville (12/20) and saw his first NFL action at Tennessee (12/26), where he recorded two quarterback pressures and a special teams tackle. He was inactive for both the Divisional Playoff Game and the NFC Championship Game.

**1997:** Williams signed with Arizona on July 24 but was waived on Aug. 30. The London Monarchs selected Williams as the first pick in the inaugural NFL Europe draft. After the 1997 NFL Europe season, Williams was protected by the Monarchs after recording 42 tackles, 3.5 sacks and one forced fumble.

**1996:** Williams signed with the Tampa Bay Buccaneers on July 30, but he was waived at the end of training camp and did not play football for the season.

**1995:** Williams was re-signed by the Shreveport Pirates and played in 18 games, recording 61 tackles, eight sacks and two fumble recoveries.

**1994:** Williams signed with the Shreveport Pirates of the Canadian Football League and was named to the Eastern All-Star team after recording 46 tackles, seven sacks and one fumble recovery. He was nominated for CFL Defensive Player of the Year.


**1992-93:** Williams was out of football.

**COLLEGE:** Williams was second in school history with 13 sacks at Minnesota, while ending his collegiate career with 183 tackles. He was named All-Big Ten second team following his senior season when he recorded 97 tackles, six sacks and a fumble recovery. During his junior season, he was named All-Big Ten honorable mention with 77 tackles, six quarterback sacks and one fumble recovery.

**PERSONAL:** Ben Williams was a three-time all-conference pick at Humphreys, MI, High School. He was named district player of the year as a senior.

#### WILLIAMS' NFL TOTALS

Year	Tackles			Sacks	Tkl/ Loss	QB Press.	For. Fum.	Special Teams		
	Solo	Ast.	Tot.					Solo	Ast.	Tot.
1999	0	0	0	0.0 (0)	0(0)	2	0	1	0	1



## Darren Woodson

### Safety

6'1" ★ 219 ★ 4/25/69

Arizona State

D-2b for '92 (37th overall)

NFL: 10th Year ★ Cowboys: 10th Year

# 28

**GAMES/STARTS** (regular season, playoffs): 1992 (16/2, 3/0), 1993 (16/15, 3/3), 1994 (16/16, 2/2), 1995 (16/16, 3/3), 1996 (16/16, 2/2), 1997 (14/14), 1998 (16/15, 1/1), 1999 (15/15, 1/1), 2000 (11/11). Total - 136/120, 15/12.

**PRO:** Through nine NFL seasons, Darren Woodson has clearly established himself as one of the NFL's premier strong safeties. His consistency, athleticism, aggressiveness and ability to perform in the big





game have put him in the elite level of performers in the NFL. And his versatility at playing both the run and pass at an extremely productive level have separated Woodson from the rest of the strong safety field. In nine NFL seasons, he has been selected to five Pro Bowls, been named first team All-Pro four times and played in three Super Bowls. A converted college linebacker, Woodson is the complete NFL package at safety. He combines size (6-1, 219) and speed (4.4 in the 40-yard dash) with great football instincts and hitting ability. In 2000, he registered his 1,000th career tackle and moved into third place on the Cowboys all-time tackle list with 1,047 – ranking behind Lee Roy Jordan (1,236 tackles) and Randy White (1,104). He has maintained the aggressive nature that he displayed as a college linebacker, but has used his quickness and speed to make a very smooth transition to the secondary. Woodson has finished first or second on the team in tackles in five of the last eight seasons (1993-96, 1998), finishing out of the hunt only in years when he missed games due to injuries. He also went over the 100 tackle mark in four consecutive seasons (1993-96), becoming the first Dallas player to accomplish that feat since Michael Downs (1983-86). In 1995, he became the first Dallas defensive back to lead the team in tackles (144) since Bill Bates in 1988 and duplicating the feat in 1998. In 1993, he established a Dallas single-season record for tackles by a defensive back (155). A very strong and sure tackler, Woodson has 38 double-figure tackle games in his career. In the Cowboys base defensive alignment, Woodson lines up at strong safety, but he has also shown great production when lining up at outside linebacker in certain nickel pass defenses – often covering a slot receiver. His versatility and aggressive attitude makes him a very valuable special teams performer, posting a combined total of 61 special teams tackles in the past four seasons. Woodson's next selection as an All-Pro will enable him to earn that honor more times (five) than any other Dallas safety. He is currently tied with Mel Renfro (1965, 1967, 1969 and 1971) and Cliff Harris (1975-1978), who were each named All-Pro four times during their Dallas careers. Renfro earned a fifth All-Pro selection as a cornerback in 1973. Woodson is one of the team's hardest workers, and his character and leadership ability make him a very valuable asset within the framework of the team.

**2000:** Woodson was enjoying another stellar campaign at strong safety, leading the team in tackles with 123 stops before a fractured forearm at Baltimore (11/19) brought a premature end to his season. Although he missed the remaining five games of the year and was placed on injured reserve Dec. 14, he still finished the year as the team's third leading tackler and was fourth in special teams tackles with 11. In the season opener against Philadelphia (9/3), Woodson tied for the team lead with 13 tackles. The following week at Arizona (9/10), he was third on the team with nine tackles. He also added a tackle for a loss and a pass defended while helping limit the Cardinals to 3.0 yards-per-rushing attempt. In the Monday night win at Washington (9/18), he led the team with 13 tackles and assisted in shutting down the Redskins big-play passing attack by limiting their four wide receivers to 12 catches for 97 yards (8.1 yards-per-catch) with a long of 14 yards. In the loss to San Francisco (9/24), he recorded a team-high 15 tackles, his best performance since recording 17 stops against Atlanta on Oct. 20, 1996. In the overtime win at Carolina (10/1), he led the secondary with 10 tackles while adding a tackle for a loss, forcing a fumble and breaking up two passes – including a key fourth-down pass from Steve Beuerlein that ended a Panthers potential scoring drive in the fourth quarter. At the N.Y. Giants (10/15), he recorded eight tackles and helped limit the Giants to 108 yards passing. In the Cowboys 48-7 win over Arizona (10/22), Woodson led the team with nine tackles and recorded his first interception of 2000 with a third quarter pick of Jake Plummer to set up a Dallas touchdown. He also helped limit Cardinal wide receivers to five receptions for 51 yards through three quarters, including three receptions for 17 yards by starters Boston and Sanders. In addition, Woodson led Dallas with four special teams tackles, tying his single-game career-high. It was the highest special teams tackle total by a Dallas defender since Darren Hambrick recorded four against Minnesota on Nov. 26, 1998. Against Jacksonville (10/29), he recorded his 1,000th career tackle, becoming just the fourth player in club history to reach the 1,000 tackle mark, joining Lee Roy Jordan, Randy White and Ed Jones. He finished that game with 13 stops – second best on the team. The following week at Philadelphia (11/5), Woodson led the team with 16 tackles, the highest single-game tackle total by a Cowboys defender for 2000. He also recorded his second interception of the season with a second quarter pick of McNabb and helped limit the Eagles running backs to 77 yards on 25 carries (3.1 avg.) and their wide receivers to four receptions for 49 yards. In the win over Cincinnati (11/12), Woodson posted eight tackles as the Bengals were limited to 195 total yards and just 56 net yards passing. In that game, he also moved past Ed Jones (1,032 career tackles) into third place on the club's all-time tackle list. Woodson's season came to an abrupt end at Baltimore (11/19) when he suffered a fractured forearm in the second quarter. He returned to action in the second half and registered nine tackles, but the injury eventually forced him to miss the remaining five games of the year.

**1999:** Although not receiving public accolades, Woodson still performed at a level Cowboys coaches, players and fans have come to expect. Despite missing the game at Philadelphia (10/10) with a sprained left ankle, he finished third on the team with 128 tackles while recording a career-high seven quarterback pressures, eight passes defended, three tackles behind the line of scrimmage, two interceptions and a sack. While registering five double-digit tackle games during the season, he also finished fourth on the team with 13 special team stops. Woodson opened the season tying for the team lead with nine tackles at Washington (9/12) while also tying for the team lead with three special teams tackles despite suffering a bruised biceps midway through the game. Against Atlanta (9/20), he tied for the team lead with 11 tackles while leading the team with a career-high four quarterback pressures and adding his only sack of the season. He posted six tackles, a tackle for a loss and a pass defended against Arizona (10/3) before missing the game at Philadelphia (10/10) after suffering a sprained left ankle in practice the Thursday before the game. He returned to the starting lineup at the N.Y. Giants (10/18) and registered nine stops. Woodson was second on the team with eight tackles against Washington (10/24) while helping limit the Redskins' top ranked offense to 272 total yards. He led the team with 12 tackles and forced a fumble at Indianapolis (10/31) before tying for the team lead with eight tackles at Minnesota (11/8). Against Green



Bay (11/14), Woodson tied for the team lead with 11 tackles to help limit the Packers to 40 yards rushing. He posted five stops at Arizona (11/21), and on Thanksgiving Day, he registered 10 tackles to help shut out Miami (11/25). At New England (12/5), he posted seven tackles and recorded his first interception of the season when he picked off Drew Bledsoe in the end zone to end a Patriots second quarter scoring threat. Woodson also recorded the 100th special teams tackle of his career against the Pats. He registered six tackles against Philadelphia (12/12) and a week later, he recorded a season-high 13 stops against the N.Y. Jets (12/19). He tied his career-high with three passes defended, including his second interception of the year, at New Orleans (12/24) while tallying six tackles in helping hold Ricky Williams to 61 yards on 23 carries (2.7 avg.). He finished with seven tackles in the season finale against the N.Y. Giants (1/2/00). In Dallas' NFC Wild Card Playoff Game at Minnesota (1/9/00), Woodson recorded a post-season career-high 13 tackles while adding a tackle for a loss and a pass defended.

**1998:** Back to full health, Woodson regained his spot at the top of the Dallas tackle chart, leading the team with 136 stops – the third best performance of his career. His three sacks tied his career-high, and he posted six double figure tackle games. He was also second on the team with 11 passes defended, the second best total of his career. This high productivity level earned him All-Pro selection by *The Sporting News*. It was the fourth time in his career he has been named All-Pro, tying Mel Renfro and Cliff Harris as the most decorated safeties in club history. Following the season, Woodson made his fifth consecutive trip to Hawaii as a member of the NFC Pro Bowl squad. The honor that may have meant the most to Woodson was the Ed Block Courage Award, an honor voted on by his Dallas teammates and given to the player who has overcome injuries to return to the field. He opened the season against Arizona (9/6) by finishing third on the team with five tackles and helped limit the Cardinals to 205 total yards. He was second on the team with nine tackles at Denver (9/13) before leading the squad with a season-high 12 tackles at the N.Y. Giants (9/21). In the Giants game, the Dallas defense limited New York to 56 yards rushing. Woodson came right back the next week against Oakland (9/27) and tied his season-high with another 12-tackle performance. He again led the team with 11 stops at Washington (10/4) while helping limit the Redskins to 164 yards on 13-of-29 passing (44.8%). His eight-tackle game at Chicago (10/18) helped limit the Bears to 79 yards rushing on 31 carries. Woodson logged his only interception of the season at Philadelphia (11/2) while deflecting two other passes to help limit the Eagles to 104 passing yards, including six receptions for 38 yards from their wide receivers (6.8 avg.). Against the N.Y. Giants (11/8), Woodson recorded the first multi-sack game of his career while leading the team with 11 tackles and three special teams tackles. He again led the team in tackles with 11 at Arizona (11/15) and nine against Seattle (11/22). He also added his third sack of the season against Seattle – which forced a Warren Moon fumble that led to the first Dallas touchdown of the day. For the fourth straight game, Woodson was at the top of the tackle chart, tying for the team lead with eight stops against Minnesota (11/26) while adding a team-high two tackles for a loss. He was second on the team with 10 tackles at New Orleans (12/6), posting his sixth double digit tackle game of the season. His three passes defended at Kansas City (12/13) led the team and tied his single-game career-best. He also totaled eight tackles on the day. Woodson closed out the season with six tackles and a forced fumble against Philadelphia (12/20) and seven-tackles against Washington (12/27). In the wild card playoff game against Arizona (1/2/99), he led the team with three passes defended, including a fourth quarter interception that stopped a Cardinals drive at the Dallas 16-yard line.

**1997:** Although Woodson's season was affected by injuries, causing him to miss two regular season starts for the first time since becoming a full-time starter in 1993, he was still recognized as the game's best strong safety, earning his fourth consecutive spot on the NFC Pro Bowl squad. From Week Two of 1993 through Week Seven of 1997, Woodson had started 80 straight games (including playoffs), but that streak came to an end when he was forced to miss the game at Philadelphia (10/26) with a hyperextended right knee. It was the first time he had not suited up for a game in his career (100 consecutive games). He also missed the Thanksgiving Day game against Tennessee with a sprained right shoulder. Woodson's ability to play through injuries earned him the Dallas Cowboys Unsung Hero Award from the NFL Players Association. Despite the two missed games, he still finished the year fifth on the team with 97 tackles, while also leading the team with three forced fumbles. He tied for the team lead in fumble recoveries with two. In the loss at Arizona (9/7), he had a career-high two forced fumbles and logged seven tackles. His second quarter sack and forced fumble came on a blitz of Cardinals QB Kent Graham, and the fumble was returned four yards for a touchdown by Chad Hennings. The next week, he led the team with 11 tackles against Philadelphia (9/15) as the Dallas defense limited the Eagles to 5.8 yards-per-pass play. Two weeks later, Woodson recorded his first interception of the season to set up a Dallas field goal against Chicago (9/28) while adding six tackles. At Washington (10/13), Woodson tied for fourth on the team with eight tackles despite suffering a hyperextended right knee in practice the Thursday before the game. He also forced a Redskins fumble that Dexter Coakley returned 16 yards for a touchdown. In the victory over Jacksonville (10/19), he registered four tackles before re-aggravating his hyperextended right knee early in the third quarter and leaving the game. After sitting out the Eagles game (10/26) the next week, Woodson returned to the starting lineup at San Francisco (11/2) and was second on the team with a season-high tying 11 tackles. He also led the team with two special teams tackles and recovered a fumble at the Cowboys 17 yard-line to end a 49ers threat late in the first half. At Green Bay (11/23), he logged five tackles despite suffering a strained right shoulder in the second quarter. He returned to the game midway through the fourth quarter, but the shoulder injury kept him out of the Thanksgiving Day game with Tennessee (11/27) four days later. At the conclusion of the season, Woodson underwent an exploratory arthroscopic debridement of his right shoulder by Dr. James Andrews on Jan. 14, 1998 in Birmingham, AL.

**1996:** Woodson capped another stellar season with his second consecutive All-Pro selection and his third straight Pro Bowl appearance. For the second time in his career, he tied for the team lead in interceptions (five, with Kevin Smith), matching the career-high number of interceptions he collected in 1994. He was also second on the team in tackles with 118 stops, topping the 100-tackle mark for the fourth con-





secutive season to become the first Dallas player to accomplish that feat since Michael Downs (1983-1986). He finished the year second on the team in special teams tackles (18) and passes defended (10). Woodson also compiled a career-high three sacks – marking the most sacks by a Dallas defensive back since Kerry Gant had three in 1992. In the season opener at Chicago (9/2), Woodson tied for the team lead among defensive backs with eight tackles, while also recovering a fumble to set up Dallas' first field goal. In the loss at Buffalo (9/22), Woodson picked up his first interception of the year while helping limit the Bills to just 89 yards passing. The next week at Philadelphia (9/30), he led the team with 11 tackles while recording his first sack of the year. In the Cowboys win over Atlanta (10/20), Woodson led the team with a season-high 17 tackles. He received a game ball for his performance against the Falcons after also recording two passes defended and a tackle for lost yardage. Woodson was the team leader in tackles with eight stops at San Francisco (11/10) while registering a sack and intercepting a third quarter pass to set up a Dallas field goal. In the Monday night victory over Green Bay (11/18), Woodson intercepted Brett Favre's two-point conversion pass attempt in the fourth quarter. Woodson recorded his third interception of the year with a fourth quarter theft at Arizona (12/8) that set up a Dallas field goal. The following week, he picked off two Drew Bledsoe passes against New England (12/15), marking the second time in his career he has had a multiple interception game (vs. Arizona, 10/9/94). In the win over the Patriots, he also led the team with nine tackles and forced a Curtis Martin fumble on third-and-one from the Dallas 16-yard line to set a second quarter scoring drive. Later in the third quarter, he returned an interception 21 yards to the Patriots four-yard line to set up a Dallas field goal. His fourth quarter interception ended the Patriots chances with 2:22 remaining. In the playoff loss at Carolina (1/5/97), Woodson picked up his second career postseason interception on the Panther's opening drive of the game to set up a Dallas field goal.

**1995:** Darren Woodson's fourth NFL season was somewhat of a "dream season," as he closed the year in his hometown of Phoenix, playing in Super Bowl XXX in the same Sun Devil Stadium where he starred at Arizona State. Along the way to the Super Bowl, Woodson was a consensus All-Pro selection for the second consecutive year, and he earned his second straight starting berth in the Pro Bowl. In doing so, Woodson became the first Dallas defensive back to earn consecutive All-Pro honors since Everson Walls (1982-83) and the first Dallas safety to make back-to-back Pro Bowl trips since Cliff Harris (1978-79). Woodson led the Cowboys with 144 tackles, and became the first defensive back to top the team tackle list since Bill Bates in 1988. He enjoyed his most productive all-around day in the loss at Washington (10/1), leading the team with 15 tackles and returning an interception 37 yards for a touchdown, marking his second career interception return for a score. He also forced a fumble and had a tackle for a loss. In the Cowboys win over the Raiders in Oakland (11/19), Woodson recorded a season-high 16 tackles, including a career-high tying 11 solo stops. He also had two passes defended and a key interception at the Raiders four-yard line that stopped a fourth quarter drive. His other top tackling performances came in the following regular season games: at Minnesota (12 stops on 9/17), San Francisco (10 on 11/12), at Philadelphia (14 on 12/10) and against the New York Giants (12 on 12/17). In addition to leading the team in tackles during the regular season, Woodson also led the team with 23 postseason tackles, including a team-high 11 stops against Pittsburgh in Super Bowl XXX (1/28/96). In the divisional playoff win over Philadelphia (1/7/96), his hit on Eagles quarterback Rodney Peete forced Peete to leave the game with a concussion.

**1994:** Woodson's rapid climb to the top level of NFL safeties reached the summit in 1994 – his third year in the NFL and second year as a starter. He was a consensus All-Pro, and he tied for the Cowboys' team lead in interceptions while becoming the first Dallas defensive back to be selected as a Pro Bowl starter since Everson Walls (1985). Woodson's five interceptions ranked fifth in the NFC and 10th in the NFL and were the most by a Dallas safety since Michael Downs had six in 1986. Woodson recorded his second straight 100-plus-tackle season by finishing the year second on the club with 113 stops while tying for third on the team in passes defended with 12. Woodson got off to a blazing start by earning game balls in six of the Cowboys first seven games. Those games and his performances are as follows: at Pittsburgh (9/4) – in the season opener, Woodson received a game ball after his seven tackles helped hold the Steelers to 126 yards in total offense. Against Houston (9/11) – he picked up a game ball after recording 13 tackles. He also picked up his first career regular season interception against Houston. At Washington (10/2) – he earned a special teams game ball by forcing a fumble on the opening kickoff and tying for the team lead in special teams tackles with two. Against Arizona (10/9), he led the team in tackles with seven and recorded two interceptions that led to Dallas touchdowns. It was the first multiple interception game of Woodson's career. Against Philadelphia (10/16) – while leading all Dallas defensive backs with six tackles, he also returned a third quarter interception 26 yards to set up a Cowboys touchdown. At Arizona (10/23) – Woodson registered a season-high 15 tackles. He was named the NFC's Defensive Player of the Week at Philadelphia (12/4) after recording nine tackles and stepping in front of a fourth quarter Randall Cunningham pass and racing 94 yards for a touchdown to ensure the Cowboys 31-19 victory. It was the third longest interception return in club history at the time. He recovered his only fumble of the year at Cincinnati (10/30). Despite earning All-Pro honors at safety, Woodson remained one of the Cowboys top special teams performers, tying for third on the team with 23 special team stops.

**1993:** As a second-year player, Woodson earned a starting job at strong safety in training camp and then nearly won the team's individual tackle title by collecting 155 stops – just four shy of team leader Ken Norton. Woodson's 155 tackles were the most ever by a Dallas defensive back. Moreover, with eight double-digit tackle games in 1993, he joined Eugene Lockhart (16 in 1989) as only the second Dallas player to register at least seven double-figure tackle games in a season (since game-by-game records were kept in 1984). He led the Cowboys in fumble recoveries with three (while forcing another) and contributed four tackles for lost yardage totaling 13 yards. He enjoyed an all-time game in the regular season finale at Giants Stadium (1/2/94) – collecting a career-best 19 tackles (the most ever by a Dallas defensive back in a single game) and one fumble recovery. His 19 tackles against the Giants tied him for second on the Cowboys all-time single-game tackle list. For the regular season, Woodson averaged 9.7 tackles-per-



game, but over the course of the last nine games, he contributed 11.8 tackles-per-game. That stretch included the Cowboys' four games in the month of November where Woodson turned in double figure tackle totals in all four games and 48 total stops. He closed the month of November with 15 tackles against Miami on Thanksgiving Day (11/25). He was the team's leading tackler in the playoffs with 27 stops. He also registered his first professional interception in the playoffs against Green Bay (1/16/94), and he recovered a fumble in Super Bowl XXVIII against the Bills (1/30/94). Woodson missed the opener at Washington (9/6) as he was still recovering from a fractured right forearm.

**1992:** Although Woodson was a second-round draft choice of the Cowboys, his play in the nickel pass defense caught almost everyone by surprise. It was thought that moving from linebacker at Arizona State to strong safety in the NFL would take a longer adjustment period. Instead, he quickly became the club's draft surprise. Woodson became a major contributor to the defense while leading the special teams with 19 tackles. In 16 games, he recorded 33 tackles (28 solo), second among Dallas' rookies. Included was a season-high six stops in a start against the Run-and-Shoot offense at Atlanta (12/21). His first NFL start came in a pass situation defense at Detroit (11/8). Two weeks later at Phoenix (11/22), he had a season-high five solo tackles. Against Chicago (12/27), Woodson's first NFL sack forced a first-quarter fumble at Chicago's 30-yard line, but the Bear's recovered. Against Philadelphia (1/10/93) in the playoffs, he forced a fumble at the Eagles' 25-yard line to set up a Dallas field goal at the end of the first half. His standout play on special teams included a game ball for the 27-0 win over Seattle (10/11).

**COLLEGE:** An All-PAC Ten second-team selection as a senior and honorable mention All-America as a junior, Woodson played linebacker at Arizona State. Coming out of high school, he didn't have the grades to accept a football scholarship from ASU, so he started his career as a walk-on and quickly developed a reputation for being one of the fiercest hitters in the country. As a sophomore in 1989, he had a career-high 16 tackles against Stanford en route to his single-season high of 122 tackles (79 solo). Of his five career interceptions, three came in his senior season.

**PERSONAL:** Darren Ray Woodson was an All-Metro Division AAA and all-city linebacker and running back at Maryvale High School in Phoenix, AZ. Darren ran for a career-high 225 yards and six touchdowns against Kofa High in Yuma, AZ, tying a Phoenix Metro game record and setting a school mark. He earned three letters in football and served as team captain his senior year. He received his degree in criminal justice at Arizona State. In 1996, Woodson served as the Dallas Cowboys spokesman in a nationally televised NFL United Way public service announcement. During the 1999-2000 school year, Woodson headed the Dallas Cowboys/Darren Woodson "Prepare to Pass" Challenge, which encouraged 10th grade students at five Dallas high schools to pass all sections of the Texas Assessment of Academic Skills test. In 2000, Woodson received the Children's Medical Center Athlete Role Model Award presented by the Dallas All-Sports Association. Woodson and fellow members of the Cowboys' secondary participated in the second annual NFL/United Way Hometown Huddle in October 2000. The secondary served lunch to the homeless and visited with children at the Carr P. Collins Social Service Center. He is also a regular participant in the Children's Cancer Fund Fashion Show, serving as a celebrity escort to children suffering with cancer but who serve as fashion models for the day. During the Cowboys annual Let Us Play! Sports Camp for Girls, Woodson served as a guest flag-football coach - teaching girls from local non-profit agencies in Dallas-Ft. Worth basic football drills.

## WOODSON'S COWBOYS TOTALS


Year	Tackles			Sacks	Tkl/Loss	QB Press.	Passes Def.	For. Fum.	Special Teams		
	Solo	Asst.	Tot.						Solo	Asst.	Tot.
1992	28	5	33	1.0 (-9)	1(-4)	1	4	1	14	5	19
1993	89	66	155	0.0 (0)	4(-13)	1	4	1	1	1	2
1994	69	44	113	0.0 (0)	3(-3)	0	12	1	16	7	23
1995	90	54	144	0.0 (0)	6(-11)	3	8	1	6	3	9
1996	70	48	118	3.0 (-17)	5(-9)	3	10	2	12	6	18
1997	45	52	97	2.0 (-24)	3(-4)	0	5	3	7	2	9
1998	74	62	136	3.0 (-17)	4(-11)	2	11	2	8	2	10
1999	71	57	128	1.0 (-8)	3(-3)	7	8	1	7	6	13
2000	74	49	123	0.0 (0)	3(-3)	0	7	1	7	4	11
<b>Totals</b>	<b>610</b>	<b>437</b>	<b>1,047</b>	<b>10.0 (-75)</b>	<b>32(-61)</b>	<b>17</b>	<b>69</b>	<b>13</b>	<b>78</b>	<b>36</b>	<b>114</b>
<b>Playoffs</b>											
1992	10	4	14	0.0 (0)	0(0)	1	1	1	3	2	5
1993	16	11	27	0.0 (0)	1(-4)	0	2	0	2	0	2
1994	9	5	14	0.0 (0)	0(0)	0	1	0	0	1	1
1995	18	5	23	0.0 (0)	1(-1)	2	1	0	2	0	2
1996	8	4	12	0.0 (0)	1(-1)	0	1	0	1	2	3
1998	2	3	5	0.0 (0)	0(0)	1	3	0	0	0	0
1999	8	5	13	0.0 (0)	1(-2)	0	1	0	1	0	1
<b>Totals</b>	<b>71</b>	<b>37</b>	<b>108</b>	<b>0.0 (0)</b>	<b>4(-8)</b>	<b>4</b>	<b>10</b>	<b>1</b>	<b>9</b>	<b>5</b>	<b>14</b>
<b>Pass Interceptions</b>											
Year	No.	Yds.	Avg.	Long	TD						
1994	5	140	28.0	94	1						
1995	2	46	23.0	37	1						
1996	5	43	8.6	21	0						
1997	1	14	14.0	14	0						
1998	1	1	1.0	1	0						
1999	2	5	2.5	5	0						
2000	2	12	6.0	12	0						
<b>Totals</b>	<b>18</b>	<b>261</b>	<b>14.5</b>	<b>94</b>	<b>2</b>						
<b>Playoffs</b>											
1993	1	5	5.0	5	0						
1996	1	0	0.0	0	0						
1998	1	19	19.0	19	0						
<b>Totals</b>	<b>3</b>	<b>24</b>	<b>8.0</b>	<b>19</b>	<b>0</b>						
<b>Opponents' Fumbles Recovered</b>											
Year	No.	Yds.	Avg.	Long	TD						
1993	3	0	0.0	0	0						
1994	1	0	0.0	0	0						
1997	2	0	0.0	0	0						
<b>Totals</b>	<b>6</b>	<b>0</b>	<b>0.0</b>	<b>0</b>	<b>0</b>						
<b>Playoffs</b>											
1993	1	0	0.0	0	0						





#### Woodson's Single-Game Bests

Total Tackles - 19 @ N.Y. Giants, 1/2/94  
 playoffs - 13 @ Minnesota, 1/9/00  
 Solo Tackles - 11 three times, last @ Philadelphia, 11/5/00  
 playoffs - 8 vs. Pittsburgh, 1/28/96 and @ Minnesota, 1/9/00  
 Interceptions - 2 twice, vs. Arizona, 10/9/94; and vs. New England, 12/15/96  
 Passes Defended - 3 four times, last @ New Orleans, 12/24/99  
 playoffs - 3 vs. Arizona, 1/2/99  
 Quarterback Pressures - 4 vs. Atlanta, 9/20/99  
 Forced Fumbles - 2 @ Arizona, 9/7/97



## Anthony Wright

### Quarterback

6'1" ★ 207 ★ 2/14/76

South Carolina

FA for '00

NFL: 3rd Year ★ Cowboys: 2nd Year



**GAMES/STARTS:** 1999 (0/0-Pitt.), 2000 (4/2). Total - 4/2.

**PRO:** A bright, young talent who was thrust into one of the most visible jobs in sports at the conclusion of the 2000 season, Anthony Wright accepted

the challenge with the poise and confidence of a seasoned veteran. After Troy Aikman was sidelined in the Week 13 win over Washington, Wright directed the Dallas offense with an unusually steady hand for a player of his youth and inexperience. Possessing a strong arm, fine athletic ability and solid instincts, Wright closed out the Washington win and nearly directed an upset of the eventual NFC Champion New York Giants the following week in his first start. Wright will be in the heat of competition for the quarterbacking duties this fall as he squares off with the newly acquired Tony Banks and youngsters Quincy Carter and Clint Stoerner. A student of the game, Wright has excellent work habits and an ability to elude pressure and make plays on the run. He entered the NFL as a rookie free agent with Pittsburgh in 1999 and earned a spot on the Steelers 53-man roster.

**2000:** After joining the Cowboys practice squad on Aug. 30 after being released by Pittsburgh, Wright was moved up to the active roster Nov. 21. He was the third quarterback in the Thanksgiving Day loss to Minnesota (11/23), and then saw his first splash of NFL regular season action at Tampa Bay (12/3). In limited fourth quarter action against the Bucs, Wright completed one-of-three passes for 10 yards during the only drive he led. After a concussion forced Aikman out the following week against Washington (12/10), Wright took over late in the first quarter and led the Cowboys to a 32-13 victory. He completed three-of-five passes for 73 yards, including a 46-yard toss to James McKnight over Deion Sanders on his first attempt of the game. Wright calmly directed the Cowboys to three touchdowns and three field goal attempts in his 11 possessions against the Redskins (two other drives ended in kneel downs to end the half and game). His poised play and natural leadership ability helped Dallas claim its seventh straight victory over its chief NFC East rival. Wright's challenges rapidly became more difficult as the remaining two games featured nationally televised outings against the NFC Champion N.Y. Giants and the defending AFC Champion Tennessee Titans. In his first professional start, Wright was 13-of-25 for 119 yards and one interception against New York (12/17). He also ran four times for 26 yards, including a 19-yard gain. He paced Dallas to a 13-0 halftime lead, but ultimately New York was able to pull out a 17-13 division clinching victory. The final game of the season had Wright making his first road start at Tennessee (12/25) in front of a Monday Night Football audience on Christmas. In facing the NFL's top ranked defense, Wright managed to complete five-of-20 passes for 35 yards while suffering two interceptions. He also ran three times for nine yards, including one third down scramble to pick up a first down.

**1999:** After signing with Pittsburgh as a rookie free agent, Wright completed eight-of-19 passes for 70 yards while rushing for 34 yards on four carries in preseason. He impressed Steelers coaches enough to earn a spot on the active roster as the fourth quarterback. He was inactive for the first 11 games of the season before being declared Pittsburgh's third quarterback at Jacksonville (12/2). He was promoted to the second quarterback spot for the season finale against Tennessee (1/2/00) but did not see any playing time.

**COLLEGE:** Wright posted a 116.3 quarterback rating as a senior on 145-of-273 passing for 1,899 yards, 10 touchdowns and 10 interceptions despite overcoming major knee surgery during his junior campaign. He led the Gamecocks in total offense (1,955 total yards) while ranking sixth on the team with 18 points during his final season. He completed 139-of-252 passes for 18 touchdowns and five interceptions as a junior before tearing the anterior cruciate ligament in his right knee against Tennessee and missing the final two games of the season. He ranked seventh in the Southeastern Conference in total offensive yards-per-game (193.4) as a junior. As a first-year starter as a sophomore, Wright completed 131-of-244 passes for 1,850 yards, eight touchdowns and six interceptions. He threw for two touchdowns and an interception on 17-of-27 passing as a redshirt freshman in 1995.

**PERSONAL:** Anthony Wright was named All-America by *SuperPrep* magazine as a senior at West Craven High School in Vanceboro, NC. The Gatorade Player-of-the-Year was rated as the seventh-best quarterback prospect in the nation by *SuperPrep* following his senior campaign. During his prep career, he passed for 4,890 yards, 44 touchdowns and 15 interceptions. Wright is the cousin of former NFL defensive back Jesse Campbell.



**WRIGHT'S COWBOYS TOTALS**  
**Passing**

Year	Starting Record	Att.	Comp.	Yards	Pct.	TD	Int.	Long	Sacks/Yards	Rating
2000	0-2	53	22	237	41.5	0	3	46	12/92	31.7

Year	No.	Rushing Yds.	Avg.	Long	TD
2000	12	36	3.0	19	0

**Single Game Bests**

Attempts - 25 vs. N.Y. Giants, 12/17/00  
 Completions - 13 vs. N.Y. Giants, 12/17/00  
 Yards - 119 vs. N.Y. Giants, 12/17/00  
 Long - 46 vs. Washington, 12/10/00  
 Rushing Attempts - 5 vs. Washington, 12/10/00  
 Rushing Yards - 26 vs. N.Y. Giants, 12/17/00



## Bashir Yamini

### Wide Receiver

6'3" ★ 190 ★ 3/14/75

Iowa

FA for '01

NFL: 2nd Year ★ Cowboys: 1st Year




**GAMES/STARTS:** 2000 (5/0 - Ten.).

**PRO:** The Cowboys hope to add depth to the receiving corps with the addition of Bashir Yamini. A fleet-footed wideout with the speed necessary to get separation from defensive backs, Yamini is still a raw talent. Blessed with world class speed, he has only two years of collegiate playing experience under his belt, leaving him with tremendous up-side once given the chance to learn the position.

**2000:** Yamini originally signed as a rookie free agent with the Denver Broncos on April 20. He was released by the Broncos on Aug. 27 and signed by Tennessee. He saw action in five games but did not record a catch before being released on Nov. 9. He immediately joined the Titans practice squad, where he finished the 2000 season.

**COLLEGE:** Yamini only played football his final two seasons at Iowa, recording 57 receptions for 665 yards and one touchdown. He was a track star at Iowa, earning All-America honors on the school's 4x400-meter relay team which finished fourth at the 1999 NCAA Outdoor Championships. During that same year, at the Big 10 Championships, Yamini won the 200-meter dash for the second consecutive year and anchored the 4x200-meter relay and the 4x400-meter relay teams that won conference titles. He also placed sixth in the long jump.

**PERSONAL:** Bashir Yamini, born Sept. 10, 1977 in Bolton, IL, was an all-conference football player at Thornridge, IL, High School. He was also the Illinois state long jump and high jump champion and a two-time all-state performer. Yamini was a two-time team MVP in basketball.



## Peppi Zellner

### Defensive End

6'5" ★ 262 ★ 3/14/75

Fort Valley State

D-4b for '99 (132nd overall)

NFL: 3rd Year ★ Cowboys: 3rd Year



**GAMES/STARTS** (regular season, playoffs): 1999 (13/0, 1/0), 2000 (12/0). Total - 25/0, 1/0.

**PRO:** Although a raw talent with little big-time experience coming out of Fort Valley State, Peppi Zellner showed enough of his natural pass rushing ability in college to have Cowboys coaches excited about his potential. Blessed with exceptional quickness and strength for a player of his size, Zellner has worked primarily as an outside pass rusher. As a rookie, Zellner displayed flashes of that potential at end while also becoming a valuable contributor on special teams, a rarity for a defensive end. He suffered a torn ACL in his left knee in practice on Nov. 27, 2000, forcing him to miss the remainder of the season. Zellner was just the second player ever drafted out of Georgia's Fort Valley State by the Cowboys, joining six-time Pro Bowl tackle Rayfield Wright, who was selected in the seventh round of the 1967 NFL Draft.

**2000:** Prior to his season ending knee injury on Nov. 27, Zellner had played in all 12 of Dallas' games as a reserve defensive end and collected 16 tackles, two sacks and three quarterback pressures. Despite missing the final four games of the year, Zellner was the Cowboys second leading tackler on special





teams with 13 stops. In the season's second game at Arizona (9/10), he recorded his first sack of the season with a takedown of Jake Plummer. Two weeks later against San Francisco (9/24), he saw considerable playing time at defensive end after Ebenezer Ekuban was injured. Zellner went on to record a career-best four tackles. He picked up his second sack of the season in the following week's overtime win at Carolina (10/1). In the Cowboys win over Arizona (10/22), he tied for second on the team with two special teams tackles. The next week against Jacksonville (10/29), he tied his career-high with four tackles. In the overtime loss at Philadelphia (11/5), he recorded two quarterback pressures and a special teams tackle as the Dallas punt coverage unit limited Brian Mitchell to one return for two yards and forced two fair catches. In the win over Cincinnati (11/12), he tied for the team lead with three special teams tackles as the Bengals were limited to 19.7 yards-per-kickoff return. In the loss at Baltimore (11/19), he led the team with three special teams tackles. Zellner was placed on reserve/injured on Dec. 12 following his successful knee surgery.

**1999:** Zellner hit the ground running as a rookie, tying for sixth on the team with 10 special teams tackles and earning All-Rookie honors from *College & Pro Football Newsweekly*. He started off hot, recording his first career sack with a six-yard take down of Danny Kannell in the fourth quarter against Atlanta (9/20) while adding two tackles and a quarterback pressure. He was inactive for three of the next four games but returned to action against Green Bay (11/14), logging a tackle and a special teams stop. On Thanksgiving Day, he tied for the team lead with two special teams tackles against Miami (11/25) and helped limit Brock Marion – who entered the game ranked second in the NFL with a 26.4 yard average – to an 18.4 yard average on five kickoff returns. When Greg Ellis suffered a fractured tibia in the first quarter against Philadelphia (12/12), Zellner saw considerable action at defensive end and recorded a season-high three tackles. He also tied for the team lead with two special teams tackles as the Eagles started eight-of-10 drives following punts or kickoffs at or inside their own 20. Over the next two weeks, Zellner saw a rise in his playing time with Ellis out action and recorded two tackles against both the N.Y. Jets (12/19) and at New Orleans (12/24). In the wild card playoff game at Minnesota (1/9/00), Zellner's playing time continued to increase when Ebenezer Ekuban (sprained knee) went down. Zellner responded with a season-high tying three tackles.

**COLLEGE:** As a senior, Zellner earned All-America and All-Southern Intercollegiate Athletic Conference honors at defensive end. He was third on the team, tops among defensive linemen, with 60 tackles and three sacks. His 14 tackles behind the line of scrimmage led the team. He accomplished all this after taking the 1997 season off to concentrate on basketball, where he starred at forward for Fort Valley State's hoops team, starting 17-of-26 games and averaging 10.3 points and 9.1 rebounds-per-game as the Wildcats earned their first SIAC basketball title since 1969. Zellner played in just three games due to transfer eligibility problems in his first year on the Fort Valley State football team (1996), but he recorded 18 tackles and four tackles behind the line of scrimmage. A two-year letterman in football at Georgia Military Institute (1994-95), Zellner collected 15 sacks, 33 tackles behind the line of scrimmage and 129 tackles in his two junior college seasons.

**PERSONAL:** An all-area, all-district and *Prep Football Report* All-Dixie selection at May Persons High School in Forsythe, GA, Hunnedens Guiseppi Zellner was selected to participate in the Florida-Georgia All-Star Game. He also played in the North-South All-Star hoops tournament as an all-area selection in basketball. Zellner was a physical education major at Fort Valley State and served as a football coach at the Cowboys Let Us Play! Sports Camp for Girls. He also helped coach at the Dallas Cowboys/Gatorade Training Camp for Kids. He has a daughter, Tanjanyika (2/22/92).

## ZELLNER'S COWBOYS TOTALS

Year	Tackles			Sacks	Tk/ Loss	QB Press.	Passes Def.	For. Fum.	Special Teams		
	Solo	Ast.	Tot.						Solo	Ast.	Tot.
1999	8	5	13	1.0 (-6)	0(0)	3	1	0	2	8	10
2000	6	10	16	2.0 (-18)	1(-1)	3	0	0	6	7	13
Totals	14	15	29	3.0 (-24)	1(-1)	6	1	0	8	15	23
<b>Playoffs</b>											
1999	0	2	2	0.0 (0)	0(0)	1	0	0	0	0	0

## Single-Game Bests

Tackles – 4 vs. San Francisco, 9/24/00 and vs Jacksonville, 10/29/00





## Cowboys Draft Choices


### Quincy Carter

#### Quarterback

6'2" ★ 231 ★ 10/13/77

Georgia

D-2a for '01 (53rd overall)



When the Dallas Cowboys selected Quincy Carter with their top pick (53rd overall) in the NFL Draft, it marked the first time in 10 years the Cowboys had drafted a quarterback. In Carter, who started every game in which he played (29) at the University of Georgia, the Cowboys felt they were getting a young quarterback that had proven he could successfully lead a storied program week in and week out against top competition. Carter, who led the Bulldogs to a 20-9 record, left Georgia as one of the top quarterbacks in school history, finishing his three-year career second in school annals in completions (483), pass attempts (853) and passing yards (6,447) and third in career touchdown passes (35). He is a versatile quarterback that can make his reads in the pocket or while on the move and has a strong arm that allows him to get the ball down field. He also has a keen field awareness that allows him to make quick decisions on where to deliver the ball or whether to tuck it and run. While Cowboy coaches are excited with what Carter brings to the team, he will be expected to spend his rookie campaign learning Dallas' offensive system and adjusting to the National Football League.

**2000:** Carter finished his final collegiate campaign 91-of-183 for 1,250 yards, 10 interceptions and six touchdowns despite missing four games due to injury. He opened his junior season 16-of-27 for 203 yards, two touchdowns and an interception against Georgia Southern while also scoring on an 11-yard run. The next week at South Carolina, he threw for 108 yards and a career-high five interceptions on 10-of-24 passing. He completed 12-of-23 passes for 182 yards, one score and an interception against New Mexico State before throwing for 168 yards and a touchdown on 13-of-22 passing at Arkansas. In hosting Tennessee, Carter completed only eight-of-18 passes for 134 yards, but led Georgia to a 21-10 victory, giving the Bulldogs their first win over the Vols since 1988. He suffered a left shoulder contusion against Vanderbilt, completing 12-of-20 passes for 215 yards and a touchdown, and missed the game at Kentucky due to the shoulder. He returned against Florida to throw for 240 yards, three interceptions and a touchdown on 20-of-39 passing. Carter strained ligaments in his right thumb early in the game against the Gators but remained in the game although the injury forced him to miss the final three games of the season.

**1999:** Carter earned second team All-SEC honors as a sophomore after completing 216-of-380 passes for 2,713 yards, 17 touchdowns and six interceptions while leading the Bulldogs offense to 416 yards-per-game - second in the SEC. His 2,713 passing yards - including five 300 yard passing performances in 11 starts - set Georgia's sophomore record, breaking Eric Zeier's mark of 2,248 (1992). His interception percentage of 1.58 (six picks in 380 pass attempts) was a school record and the second lowest percentage in SEC history. He also compiled the third longest streak in SEC history after throwing 170 consecutive passes without an interception. Carter was one-of-five recipients of the Award of Distinction presented by the Touchdown Club of Columbus (OH). He opened the season 24-of-35 (73.5%) for 320 yards, two scores and an interception against Utah State while rushing for 58 yards and a touchdown on five carries. Carter threw for 251 yards and a touchdown on 21-of-38 passing against South Carolina before completing 20-of-36 passes for 219 yards and two touchdowns against Central Florida. He threw for 228 yards and two scores on 20-of-34 passing at Tennessee. The next week at Vanderbilt, Carter was 16-of-25 for 192 yards, two touchdowns and a pick, his first interception in 170 straight pass attempts. Against Kentucky, he passed for 304 yards, two scores and an interception on 16-of-28 passing and completed 26-of-37 passes (70.3%) for 319 yards and two scores against Auburn. He earned SEC Offensive Player of the Week honors at Mississippi after passing for 349 yards and a touchdown on 26-of-41 passing. At Georgia Tech, Carter led the Bulldogs to 51 points, completing 29-of-55 passes for 345 yards and two touchdowns while also rushing for a score. His 55 attempts were a career-high. Georgia finished the season with a 7-4 record, ranked 14th in the final AP poll. In the Outback Bowl against Purdue, Carter threw for 243 yards and a touchdown on 20-of-33 passing while running for 21 yards and a score to lead the Bulldogs to the biggest come-from-behind victory in school history. Georgia claimed a 28-25 overtime victory after trailing the Boilermakers 25-0.

**1998:** Carter's freshman year was a record setting season, establishing school freshman marks for attempts (290), completions (176), passing yards (2,484) and touchdowns (12) while throwing for 300 yards or more four times in 11 starts. His performance earned him SEC Freshman of the Year honors. When he opened the season against Kent State, he became the first freshman quarterback to start a season-opener since Johnny Rauch in 1945. He threw for 235 yards and a career-high three touchdowns on 12-of-16 (75.0%) passing against Kent. He followed up that performance by completing 21-of-34 passes for a career-high 368 yards and an interception while running for two touchdowns at South Carolina. Against Wyoming, Carter was 18-of-25 for 271 yards and a score. He was named SEC Offensive Player of the Week and Visa ESPN Player of the Game after completing 27-of-34 passes (79.4% - career high)





for 318 yards and two scores at LSU. He was named Amoco Jefferson Pilot Player of the Game after completing 10-of-14 (71.4%) passes for 147 yards, two touchdowns and an interception while rushing for 114 yards and a 49-yard score on 14 carries at Kentucky. Against Florida, he completed a career-high 33-of-49 (67.3%) passes for a career-high tying 368 yards and two picks. He came back the next week to throw for 351 yards three interceptions and two touchdowns on 23-of-37 passing at Auburn. Carter was 11-of-23 for 179 yards with a rushing touchdown against Mississippi and 16-of-31 for 225 yards against Georgia Tech. In the Chick-fil-A Peach Bowl against Virginia, Carter threw for 222 yards, three interceptions and two scores on 18-of-33 passing to lead Georgia from a 21-0 deficit to a 35-33 victory. Carter led the Bulldogs to a 9-3 record and a No. 16 ranking in the final AP poll.

**PERSONAL:** Quincy Carter was named Georgia Player of the Year by *USA Today*, *Parade* All-America and first-team all-state following his senior season at Southwest DeKalb High School in Decatur, GA, where he was also a standout baseball player. During his prep football career, he passed for 4,450 yards and 37 touchdowns while rushing for 1,489 yards and 32 scores. The Sports Studies major was drafted by Major League Baseball's Chicago Cubs in the second round of the 1996 amateur draft and spent two seasons in the Cubs farm system. Carter batted .215 in his first professional season (1996), playing for Ft. Myers (FL) in rookie league ball and Daytona (FL) at the Class A level. He hit .211 for Class A Rockford (IL) in 1997.

## CARTER'S GEORGIA TOTALS


## Passing

Year	Starting Record	Att.	Comp.	Yards	Pct.	TD	Int.	Long
1998	8-3	290	176	2,484	.607	12	9	80+
1999	7-4	380	216	2,713	.568	17	6	80+
2000	5-2	183	91	1,250	.497	6	10	67+
Totals	20-9	853	483	6,447	.566	35	25	80+

Year	No.	Rushing Yds.	Avg.	Long	TD
1998	99	284	2.9	49+	4
1999	102	255	2.5	56	5
2000	50	67	1.3	19	2
Totals	251	606	2.4	56	11

## Single Game Bests

Attempts - 55 @ Georgia Tech, 11/27/99  
 Completions - 33 vs. Florida, 10/31/98  
 Completion Percentage - 79.4 @ LSU, 10/3/98  
 Yards - 368 @ South Carolina, 9/12/98 and vs. Florida, 10/31/98  
 Touchdowns - 3 @ Kent State, 9/5/98  
 Interceptions - 5 @ South Carolina, 9/9/00  
 Consecutive Attempts without Interception - 170, last 27 vs. Utah State, 9/4/99; all 38 vs. South Carolina, 9/11/99; all 36 vs. Central Florida, 9/25/99; all 28 vs. LSU, 10/2/99; all 34 @ Tennessee, 10/9/99; first 7 @ Vanderbilt, 10/16/99.



## Tony Dixon

### Safety

6'1" ★ 213 ★ 6/18/79

Alabama

D-2b for '01 (56th overall)



A three-year starter at safety for the Crimson Tide, Tony Dixon should immediately step into the Cowboys lineup and contribute to the Nickel defense. He displayed the versatility to move between both strong and free safety at Alabama and still rank near the top of the team in tackles each season. Built from the same mold as the club's hard-hitting Darren Woodson, Dixon should help shore up the team's defense against both the pass and run. He has shown a willingness to fill the holes and play aggressively near the line of scrimmage, charging hard and delivering crunching tackles, finishing his Alabama career with 252 stops. Not limited to being a tough tackling run-stuffer, Dixon has also displayed good instincts in the passing game to go with the speed to cover ground in the secondary. On top of the physical package, Dixon also has the smarts to handle the added pressure of the pro game, having excelled in the classroom and graduated from Alabama in just three and a half years.

**2000:** Dixon started all season at free safety and played a major role in stopping both the run and pass in the Tide secondary, finishing third on the team with 90 tackles and adding two interceptions to go with his six pass deflections. He also recorded a sack and forced a fumble. Dixon opened the year with six tackles and a sack against Vanderbilt. Six times over the final nine games of the season Dixon reached double figures in tackles. He started the streak with 11 stops and a pass deflection against Southern Mississippi and added 10 more tackles the next week at Arkansas. He slowed to nine tackles against South Carolina but was back to his old self with 10 stops against Ole Miss. He also intercepted a pass and deflected another against the Rebels. Against Tennessee, Dixon logged a career-high 17 tackles. He returned his second interception of the season 12 yards against Central Florida before closing out the season with 10 tackles at Mississippi State and another 11 stops against Auburn.



**1999:** Dixon split time between strong and free safety during his junior campaign, starting the first five games of the year at free safety before moving to strong safety. He went on to finish the year second on the team with 65 tackles, along with a pair of stops behind the line of scrimmage for an Alabama team that went 10-3 and captured the SEC title. Dixon opened the season with six tackles and a pass breakup at Vanderbilt. He continued the trend with six tackles in consecutive games against Houston, Louisiana Tech and Arkansas. In his first game after making the switch back to strong safety, Dixon came up with a seven-tackle performance against Ole Miss. Dixon saved his best for last when he forced a fumble and contributed a season-high 13 tackles against Florida in Alabama's 34-7 SEC title game win.

**1998:** Dixon came into his own as a sophomore, moving into the starting lineup at strong safety. He led the secondary and was third on the team with 75 tackles, including two stops for losses. He also picked off a pass against East Carolina. Over the final three games of the regular season, Dixon accounted for 32 tackles, including an 11-stop performance against Louisiana State and a season-high 14 tackle showing against Mississippi State. He was in on seven tackles against Virginia Tech in the Music City Bowl. In his last eight games, Dixon had 65 tackles, an average of 8.1 stops-per-game.


**1997:** One of eight true freshmen to earn a letter, Dixon saw action in every game, earning his first career start at free safety against Tennessee. He finished the year with 22 tackles, two tackles for a loss and a sack. Dixon registered a season-high six tackles against Auburn.

**PERSONAL:** Dixon graduated from Alabama with a degree in business management in December, 2000. As a junior at Alabama, he was one of 300 student-athletes from around the nation selected to participate in the third annual NCAA Foundation Leadership Conference in Lake Buena Vista, FL. Dixon was a four-year starter, lettering in football, basketball and baseball at Pickens County High School in Reform, AL., earning All-State gridiron honors as a senior. He played both ways for the Tornadoes, rushing for 1,450 yards and 18 touchdowns, passing for two touchdowns and catching another score as a receiver. On defense, he had six sacks, four interceptions and two fumble recoveries. As a junior, he rushed for 1,286 yards and 17 touchdowns while recording 115 tackles and six interceptions on defense - three of which he returned for touchdowns. Dixon earned an advanced diploma and finished fourth in his graduating class. He also became the first athlete from Pickens County High School to sign a Division I scholarship. Off the field, Dixon was the school's Boys' State representative and also served as president and vice president of the student council.

## DIXON'S ALABAMA TOTALS

Year	Tackles		Tot.	Sacks	Tkl/ Loss	Passes Def.	For. Fum.
	Solo	Asst.					
1997	14	8	22	1.0 (-10)	2(-11)	0	0
1998	59	16	75	0.0(0)	2(-4)	1	0
1999	49	16	65	0.0(0)	2(-2)	4	1
2000	66	24	90	1.0 (-3)	1(-2)	6	1
Totals	188	64	252	2.0 (-13)	7(-19)	11	2

Year	Pass Interceptions			Long	TD
	No.	Yds.	Avg.		
1998	1	1	1.0	1	0
2000	2	13	6.5	12	0
Totals	3	14	4.7	12	0



## Willie Blade

### Defensive Tackle

6'3" ★ 315 ★ 2/7/79

Mississippi State

D-3 for '01 (93rd overall)



After injuries depleted the Cowboys at defensive tackle in 2000, Dallas was looking to add big, young bodies to that rotation when they drafted Willie Blade in the third round (93rd overall) of the NFL Draft. Blade is a late bloomer that has seen his talents grow each year since stepping onto the Northwest Community College football field in 1997. He is a physical player that plays the run well from either the nose tackle or defensive tackle position, and his leg drive gives him the ability to gain leverage on blockers while maintaining his position in the trenches. Cowboys coaches are expecting Blade to continue his upward trend and battle for a spot in the defensive tackle rotation.

**2000:** A semifinalist for the Outland Trophy - given annually to the nation's top down lineman - Blade earned conference and national accolades following a standout senior season in which he started nine of 11 games. He closed out the season with 51 tackles, 13 quarterback pressures (second on the team), nine stops for a loss (third on the team) and team-highs with four sacks and two fumble recoveries. He opened his senior season at Memphis with six stops, two sacks and a fumble recovery. He did not start at South Carolina but posted a tackle behind the line of scrimmage. He returned to the starting lineup one week later against Florida and was named Southeastern Conference Defensive Player of the Week and Bronco Nagurski National Defensive Player of the Week after recording five tackles, two sacks and a pair of pressures in the Bulldogs 47-35 upset of the Gators. He totaled four stops, including one for a loss,





against Auburn to help limit the Tigers to 18 rushing yards on 19 carries. Blade registered eight stops, including one behind the line of scrimmage, at Louisiana State before tallying four stops against Middle Tennessee. At Kentucky, he recorded two tackles, four pressures and a fumble recovery, and he led all defensive linemen with a regular season career-high nine stops against Alabama. He posted six tackles, including one for a loss, and a pair of pressures against Arkansas before finishing the regular season with five stops and a tackle for a loss at Mississippi. He closed his collegiate career against Texas A&M in the Independence Bowl by earning Defensive MVP honors after posting a career-high 16 tackles, including four behind the line of scrimmage, in the Bulldogs overtime victory. Blade helped preserve Mississippi State's 43-41 win over the Aggies by dropping A&M tailback Ja'Mar Toombs to stop the Aggies' final scoring drive.

**1999:** In his first season with the Bulldogs after transferring from Butler County, KS, Community College, Blade totaled 28 tackles, six quarterback pressures, four stops behind the line of scrimmage and a sack as a reserve defensive tackle. He began his Division I career by registering three stops and a sack in the season opener against Middle Tennessee. He then posted three tackles, including one for a loss, the next week against Memphis before receiving his first start against Oklahoma State when nose guard Alvin McKinley was slowed by a thumb injury. Blade totaled four stops and two pressures against the Cowboys. He returned to a reserve capacity and recorded two tackles against South Carolina and at Vanderbilt. He registered the best game of his junior season against LSU, tallying five stops, three tackles for a loss, a quarterback pressure and a pass defensed. Blade followed his LSU performance with three tackles, two pressures and a fumble recovery against Kentucky, while also blocking a Wildcats extra point attempt to preserve an early Bulldog lead. Against Clemson in the Peach Bowl, Blade registered two stops and a pass defensed.

**1998:** In his only season at Butler Community College, Blade earned All-Jayhawk Conference honors after posting 42 tackles, 12 stops behind the line of scrimmage and six sacks in helping lead Butler to the National Junior College championship. He was considered one of the top junior college defensive linemen in the country by *Prep Star* following the completion of his JUCO career.

**1997:** Blade spent his freshman collegiate campaign playing for Northwest, MS, Community College.


**PERSONAL:** Blade was named to the Peach State Top 40 by the *Augusta Chronicle* following his senior season at Warner Robins, GA, High School. The educational psychology major was born in Landstuel, Germany.

## BLADE'S MISSISSIPPI STATE TOTALS

Year	Tackles			Sacks	Tkl/Loss	QB Press.	Passes Def.	For. Fum.	Fum. Rec.
	Solo	Ast.	Tot.						
1999	14	14	28	1.0(-9)	4(-8)	6	1	0	1
2000	29	22	51	4.0(-27)	9(-42)	13	0	0	2
Totals	43	36	79	5.0(-36)	13(-50)	19	1	0	3

## Single-Game Bests

Tackles - 16 vs. Texas A&M, 12/31/00  
 Sacks - 2 at Memphis, 9/2/00 and vs. Florida, 9/30/00  
 Tackles for Losses - 3 vs. LSU, 10/23/99



## Markus Steele

## Outside Linebacker

6'3" ★ 240 ★ 7/24/79

Southern California

D-4 for '01 (122nd overall)



An outstanding competitor with solid football instincts, Steele proved to be a dependable player against the run and in pass defense throughout his collegiate playing days. Blessed with 4.53 speed and a 35.5-inch vertical leap, he has the type of speed and athletic skills necessary to fit into the Dallas defensive philosophy. An aggressive player against the run, he also has the tenacity to be an effective pass rusher, collecting 16 sacks during his collegiate career. His exceptional read-and-react ability also allows him to be effective covering backs and tight ends on pass routes. Steele has the versatility to play both outside linebacker positions, but will be asked to concentrate on the strongside spot in Dallas. He should also compete for playing time as a member of the Cowboys special teams units.

**2000:** An All-Pac-10 Conference honorable mention selection, Steele finished the year third on the team in tackles with 61. While playing primarily at weakside linebacker, he had three sacks and 17 stops behind the line of scrimmage. He opened his senior campaign with nine stops and two sacks against Colorado before posting his top tackle performance of the year with 12 stops against San Jose State, including four behind the line of scrimmage. At Oregon State, Steele delivered seven tackles, including one for a loss, and recovered a fumble. Against Arizona, he posted five tackles, four stops behind the line of scrimmage and a pass deflection. He tallied nine stops, including three behind the line of scrimmage, against Oregon, and he registered seven tackles, with one for a loss, at Stanford. He recorded another solid effort against California, tallying seven stops, two tackles for losses and a sack.



**1999:** Steele received honorable mention All-America recognition from *Football News* while also gaining All-Pac-10 honorable mention honors as a junior. He finished the year ranked second on the Trojans with 91 tackles (62 solos). He also had 12 tackles behind the line of scrimmage, six passes defended, three sacks, three forced fumbles and two fumble recoveries. At Hawaii in his first game in a Trojans uniform, Steele totaled four stops, including one for a loss, and recovered a fumble, which he returned 46 yards for a touchdown. He posted nine stops – including two behind the line of scrimmage – an interception, a forced fumble and a fumble recovery against San Diego State. Steele registered a career-high 16 tackles, along with a tackle for a loss and a forced fumble in the Trojans meeting with Oregon. He totaled 14 stops, including two behind the line of scrimmage, the next week at Arizona before tallying 12 tackles, two stops for losses and a forced fumble at Notre Dame. He recorded four stops against Stanford and seven tackles, three stops for losses and a deflected pass at California. Against Arizona State, he registered nine tackles and a pass defended, and he totaled six stops against UCLA.

**1998:** Steele earned J.C. Grid-Wire All-America and J.C. Athletic Bureau All America Defensive Most Valuable Player honors as a sophomore at Long Beach City College after amassing 93 tackles, including 17 behind the line of scrimmage, eight sacks, three forced fumbles, two blocked kicks, a fumble recovery and an interception. He also carried the ball four times for 39 yards (9.8 avg.) in leading Long Beach City to a No. 6 national ranking with a 10-1 record.


**1997:** As a freshman at Long Beach City College, Steele earned J.C. Athletic Bureau All-State Region IV and All-Mission Conference Northern Division accolades after registering 96 stops, 20 tackles for losses, eight sacks and two interception.

**PERSONAL:** Born in Cleveland, OH., Steele was a star athlete at Chanel High School in New Bedford, OH. As a senior, he ran for 17 touchdowns in just six games from the tailback position, while also playing middle linebacker. He also enjoyed a solid career as a power forward in basketball. While at USC, he majored in history with a minor in sociology. Steele has a daughter, Jordan.

## STEELE'S SOUTHERN CAL TOTALS

Year	Tackles			Sacks	Tkl/ Loss	Passes Def.	For. Fum.
	Solo	Ast.	Tot.				
1999.....	62	29	91	3.0 (-15)	12 (-33)	6	3
2000.....	42	17	59	3.0 (-15)	17 (-48)	1	0
Totals.....	108	46	150	6.0 (-30)	29 (-81)	7	3

Year	Pass Interceptions					Fumble Recoveries				
	No.	Yds.	Avg.	Long	TD	No.	Yds.	Avg.	Long	TD
1999.....	1	14	14.0	14	0	2	46	23.0	46t	1
2000.....	1	0	0.0	0	0	1	0	0.0	0	0
Totals.....	3	46	15.3	46t	1					



## Matt Lehr

### Guard/Center

6'2" ★ 292 ★ 4/25/79

Virginia Tech

D-5 for '01 (137th overall)



The Dallas Cowboys have shown a knack in recent years for drafting offensive linemen that quickly develop into starters – Flozell Adams, 1998 and Solomon Page, 1999. In continuing their efforts to add quality, young linemen to their stable of veterans, the Cowboys selected Matt Lehr (pronounced LAIR) with the 137th overall pick in the NFL Draft. Lehr combines good athleticism with excellent technique to dominate his man at the line of scrimmage. His quickness and strength were big reasons Virginia Tech was able to establish Big East rushing records during his junior and senior campaigns. While establishing these conference records, his Virginia Tech teams compiled a 22-2 record (.917 winning percentage), and the Hokies posted a 37-10 record (.787) during his four-year career. A three-year starter at guard for the Hokies, Lehr will work at guard and center during his first professional season to provide the Cowboys with a more versatile reserve lineman.

**2000:** Lehr earned second-team All-Big East and All-America honors following a senior season where he allowed only half a sack and five quarterback pressures while leading the team with 57 knockdown blocks. His performance throughout the season also earned him selection to play in the Hula Bowl. Lehr averaged over 60 snaps-per-game during his senior campaign, and he was voted MVP by the coaching staff for his performances against Miami and West Virginia. As a team, the Hokies offense averaged 426.4 yards-per-game, including 270.5 rushing yards-per-game to break the Big East rushing record established by the same group the previous season. Lehr helped lead tailback Lee Suggs to a team-high 1,207 yards on the ground, while quarterback Michael Vick added another 617 rushing yards. All four Hokies that carried the ball at least 40 times averaged over five yards-per-carry. Lehr's work in the trenches also allowed Vick to complete 87-of-161 passes for 1,234 yards, eight touchdowns and six interceptions.

**1999:** Lehr started all 12 games at left guard for Virginia Tech after winning the George Preas Award as the most valuable offensive player during spring practice. He averaged 60 plays-per-game for the





highest scoring offense in Division I football (37.9 points-per-game), helping lead the Hokies to the BCS National Championship game. For the season, he surrendered only one sack and allowed just three quarterback pressures while leading the team with 57 knockdown blocks to earn second-team All-Big East honors. He posted a team-high six knockdown blocks against Miami and another six knockdowns against Boston College. His performance allowed Vick to finish third in Heisman Trophy voting after completing 90-of-152 passes for 1,840 yards, 12 scores and five interceptions and totaling 585 rushing yards. Lehr and his line mates allowed Vick to post the second-highest passing efficiency rating of all time while leading the nation with a 180.4 rating. Tailback Shyrone Stith led Tech with 1,119 yards on the ground, while Andre Kendrick averaged 6.3 yards-per-carry in accumulating 645 rushing yards on 103 carries. As a team, Virginia Tech averaged a then Big-East record 253.9 rushing yards-per-game.

**1998:** After seeing practice time at guard and tackle during spring workouts, Lehr injured his ankle during preseason practice and missed Tech's first two games – against East Carolina and Clemson. He saw his first action of the season at guard at Miami and moved into the starting lineup against Rutgers. He posted five knockdowns in 65 plays against Virginia. His blocking allowed the Hokies to average 178.4 yards-per-game on the ground, led by Ricky Hall's 745 yards and seven touchdowns on 178 carries and Stith's 699 yards and three scores on 133 carries.

**1997:** Lehr opened practice prior to his freshman campaign at right guard and was moved to left guard before the season started. He played as a reserve in Tech's season opener at Rutgers and against Arkansas State. He saw action in two more games in helping the Hokies to 362.2 total yards-per-game. Lehr's limited work helped Ken Oxendine rush for 904 yards and Al Clark pass for 1,476 yards on 110-of-192 passing. Virginia Tech's ground game averaged 215.3 yards-per-game behind Lehr and his line mates.

**PERSONAL:** Matthew Steven Lehr played offensive guard and defensive end for Woodbridge, VA, High School. The three-time all-district and all-region selection earned Group AAA all-state honors for his work on the offensive line during his final prep season. He contributed 40 tackles and six sacks on defense while averaging 20 pancake blocks-per-game to garner All-America honors from PrepStar. The finance major averaged 12 pancake blocks a game as a junior to earn second-team all-state accolades. He also garnered all-state honors as a member of the Woodbridge track team in the shot put.



## Daleroy Stewart

### Defensive Tackle

6'4" \* 309 \* 11/1/78

Southern Mississippi  
D6 for '01 (171st overall)



In the NFL, coaches and scouts are in a never-ending search for defensive line talent. In the 2001 NFL Draft, the Cowboys believe they have landed a defensive tackle in Daleroy (pronounced DALE-roy) Stewart who has the size and athletic ability to excel at defensive tackle. Having

experienced success at the collegiate level – in Stewart's four years at Southern Mississippi the club garnered two Conference USA titles and appeared in three bowl games – he brings a winning attitude to the NFL. He will count on his quickness and explosive first step to beat defenders and help shore up the Cowboys defensive front.

**2000:** Stewart was a key component of a Golden Eagles defense that finished the year ranked second in the nation in total defense, allowing just 268 yards-per-game. On their way to an 8-4 season and a win over Texas Christian in the Mobile Alabama Bowl, the Southern Miss defense ranked 21st in the country in run defense, allowing just 2.8 yards-per-carry, and fourth in pass defense. As a member of this group, Stewart saw action in every game as a senior with two starts. He was 10th on the Southern Miss tackle chart with 38 stops along with eight tackles behind the line of scrimmage. He also contributed four sacks for 32 yards in losses. In the season-opener at Tennessee, he recorded five tackles and a tackle for a loss. Stewart posted season-highs with six tackles against both Alabama-Birmingham and East Carolina. His three tackles against TCU in the Mobile Alabama Bowl helped hold Heisman Trophy finalist LaDainian Tomlinson, who averaged 196 rushing yards-per-game and 5.9 yards-per-carry during the regular season, to 118 yards on 28 carries (4.2 avg.).

**1999:** As a junior, Stewart started the year as a back-up to fellow Cowboys draft choice John Nix, but when Nix suffered a foot injury early in the year Stewart moved into the starting lineup and excelled. He finished the year with 47 tackles and 11 tackles behind the line as Southern Miss put together a 9-3 record and captured a share of the Conference USA title. In his first start, he recorded eight tackles in the Golden Eagles 20-13 loss at Nebraska. He followed that with nine tackles the next week at Texas A&M, including two behind the line of scrimmage. He also blocked an Aggie field goal attempt. In his next start, Stewart recorded three of his five tackles behind the line of scrimmage and added a sack against East Carolina. He led Southern Miss with a career-high tying eight tackles in their 23-17 win over Colorado State in the Liberty Bowl.

**1998:** A back-up most of the season, Stewart was limited late in the year with an ankle injury but still finished with 26 tackles. He posted a career-high eight stops against Army and had two stops in the




Golden Eagles Humanitarian Bowl appearance against Idaho.

**1997:** Stewart saw action in eight games as a reserve defensive lineman his freshman season, recording 10 tackles. He posted a season-high three stops against Louisville.

**PERSONAL:** A business administration major, Daleroy Andrew Stewart was an all-state selection after recording 95 tackles, including 13 for losses and seven sacks, during his senior year at Vero Beach, FL, High School. He was a member of the CompUSA Super Senior team and was selected to play in the Georgia/Florida All-Star game. He helped his high school team to a 23-3 record over his final two seasons and ranked among the best in the state in the discus and shot.

## STEWART'S SOUTHERN MISSISSIPPI TOTALS

Year	Tackles		Tot.	Sacks	Tkl/ Loss
	Solo	Ast.			
1997	6	4	10	0.0 (0)	0(0)
1998	16	10	26	0.5 (-12)	4(-16)
1999	23	24	47	2.0 (-12)	11(-38)
2000	20	18	38	4.0 (-32)	8(-46)
Totals	65	56	121	6.5 (-56)	23(-100)



## Colston Weatherington

## Defensive End

6'5" ★ 289 ★ 10/29/77

Central Missouri State

D-7a for '01 (207th overall)



A physical, athletic defensive end with a good motor, Colston Weatherington is a raw talent the Cowboys hope to polish into a gem. With a quick, explosive first move off the line of scrimmage, he was able to make plays against both the run and pass at Central Missouri. After an all-state career in high school, Weatherington sat out two seasons of football while attending junior college before resuming his career on the gridiron in 1998. In one year of junior college football and two years at Central Missouri, he flashed the potential to be an impact player. In his first year at the division II level, he earned All-America honors and was the Mid-America Intercollegiate Athletic Association Defensive Player of the Year. He has shown the skills necessary to develop into a special player with hard work and time on the practice field and in the weight room.

**2000:** In leading the Mules' defense as a junior, Weatherington recorded 32 tackles and 22 tackles behind the line of scrimmage for 108 yards in losses. He also added seven sacks and batted down seven passes to earn All-MIAA conference honors. He was also a third-team Division II All-America selection.

**1999:** Weatherington made an immediate impact in moving from one year of junior college football to the division II level, earning All-America and MIAA Defensive MVP honors. He led the team with 12.0 sacks and recorded another 19 tackles behind the line of scrimmage. He totaled 52 stops on the year and recovered two fumbles. In the Mules' win over Washburn, he earned MIAA defensive player of the week honors with five sacks and a forced fumble. Against Emporia State, Weatherington recorded a season-high eight tackles.

**1998:** After sitting out the 1996 and 1997 seasons while enrolled at Northwest Mississippi Community College, Weatherington began his college career in 1998 and recorded 68 tackles with 18 tackles behind the line of scrimmage for NMCC. He went on to earn all-state and all-region honors before transferring to Central Missouri State. A force in the passing game, Weatherington recorded 13 sacks and batted down three passes, including one he intercepted. He also forced five fumbles and recovered three others.

**PERSONAL:** Weatherington earned all-state honors and helped lead Graceville, FL, High School to one state title and a runner-up finish. He majored in physical education at Central Missouri. In 1999, Weatherington also played on the Central Missouri basketball team, averaging 1.3 points and 1.5 rebounds in 17 games.

## WEATHERINGTON'S CENTRAL MISSOURI STATE TOTALS

Year	Tackles		Tot.	Sacks	Tkl/ Loss	PBU	Fum. For-Rec.
	Solo	Ast.					
1999	27	25	52	12.0	19(-85)	0	0-2
2000	23	9	32	7.0	22(-108)	7	2-2
Totals	50	34	84	19.0	41(-193)	7	2-4





## John Nix

### Defensive Tackle

6'1" ★ 313 ★ 11/24/76

Southern Mississippi  
D-7 for '01 (240th overall)



Finding defensive tackles who are solid at plugging the middle and stopping the run is a constant pursuit in the NFL, and that is why the Cowboys spent a seventh-round draft choice on John Nix in 2001. His stout physical stature, quickness and athletic ability make him a difficult player to move in close quarters. He also has good natural strength and the toughness necessary to compete for playing time in the NFL. Nix comes to Dallas after being a key member of a Southern Mississippi defensive unit that was one of the nation's best in 2000. The departures of Chad Hennings (retirement) and Leon Lett (free agency) will make for a wide-open competition at defensive tackle as training camp opens in 2001.

**2000:** Nix received Conference USA first team all-conference recognition as selected by *The Sporting News* after serving as a dominant force in the middle of the Southern Mississippi defensive line. He played a total of 506 snaps and racked up 33 tackles, including seven tackles for losses totaling 30 yards. He also contributed four sacks for losses of 24 yards. Nix was a key component of a Golden Eagles defense that finished the year ranked second in the nation in total defense, allowing just 268 yards-per-game. On their way to an 8-4 season and a win over Texas Christian in the Mobile Alabama Bowl, the Southern Miss defense ranked 21st in the country in run defense, allowing just 2.8 yards-per-carry, and fourth in pass defense.

**1999:** As a junior, Nix was hampered throughout the season with a toe injury. He still managed 21 tackles and two sacks as the Golden Eagles claimed the Conference USA title with a 9-3 record, including a victory over Colorado State in the Liberty Bowl.


**1998:** While starting nine games and seeing action in all 11, Nix finished the year with a career-high 47 tackles. He was part of a defensive unit that helped USM to a 7-5 record and a berth in the Humanitarian Bowl against Idaho.

**1997:** Following a freshman redshirt year in 1996, Nix was voted to the Conference USA All-Freshman Team and *The Sporting News* Freshman All-America squad after starting all 11 games at defensive tackle for the Eagles. He registered 45 tackles and helped USM to a 9-3 record and a win over Pittsburgh in the Liberty Bowl.

**PERSONAL:** A native of Lucedale, MS, Nix graduated from George County High School where, as a senior, he registered 75 tackles and was a second-team all-state selection. He was also named his district's most valuable defensive lineman and was selected to play in the Mississippi/Alabama High School All-Star Game. Nix also excelled in track and field, finishing third in the state in the shot put. At Southern Miss, Nix was a teammate of fellow Cowboys' 2001 draft pick Delroy Stewart. That tandem helped form one of the nation's most powerful collegiate defensive lines. Nix was a sports administration major at USM.

NIX'S SOUTHERN MISSISSIPPI TOTALS

Year	Tackles			Sacks	Tkl/ Loss	PBU	For. Fum.
	Solo	Ast.	Tot.				
1997	18	27	45	1.5 (-8)	5 (-22)	1	0
1998	22	25	47	1.5 (-9)	5 (-15)	0	0
1999	10	11	21	2.0 (-15)	5 (-21)	1	0
2000	14	17	31	4.0 (-24)	7 (-30)	0	1
Totals	64	80	144	9.0 (-56)	22 (-88)	2	1



## Char-ron Dorsey

### Offensive Tackle

6'6" ★ 347 ★ 11/05/77

Florida State  
D-7 for '01 (242nd overall)



With a huge frame and solid body control, Dorsey has the aggressiveness and toughness to compete as an NFL offensive lineman. A converted defensive lineman, Dorsey was able to incorporate that aggressive attitude, learned as a defensive lineman, to his play on Florida State's offensive line the last two seasons. While growing in the highly explosive Seminole offensive system, he developed as a productive pass protector for 2000 Heisman Trophy winning quarterback Chris Weinke.



The departure of Erik Williams has created a need for depth at the offensive tackle position in Dallas, and Dorsey will be given every opportunity to step into a backup role behind Solomon Page at right tackle.

**2000:** Dorsey was an All-ACC first-team selection, while also being named the Seminoles' most improved offensive lineman. He started 11 games at right tackle and registered 80 knockdowns for one of the most explosive aerial attacks in the history of college football. While helping Weinke to the Heisman Trophy, Dorsey was part of an FSU offensive group that averaged 449 yards-per-game in total offense. He played a key role on a Florida State team that finished the regular season with an 11-1 record and earned the right to play Oklahoma for the national title in the Orange Bowl.


**1999:** Dorsey spent his junior year in a reserve role while fighting for playing time on an experienced and talented FSU offensive line. He saw action at tackle in every game and provided valuable depth to a Seminole team that finished the year 12-0 and claimed the school's second national title of the decade.

**1998:** Dorsey missed almost the entire season after suffering a neck sprain in training camp. After making the transition from defense, he was competing for the starting right tackle job before the injury knocked him out of action.

**1997:** He played five games as a true freshman at defensive tackle and closed the year with 11 tackles and a sack. Dorsey was a reserve on a talented Seminole defensive unit that helped FSU to an 11-1 record and a No. 3 national ranking.

**PERSONAL:** A native of Jacksonville, FL, Dorsey was a three-time Class 4A All-State selection in football at The Bolles School. As a senior defensive tackle, he recorded 70 tackles and was rated as the ninth best defensive lineman in the Southeast by *PrepStar*. He also earned honorable mention All-America honors from *USA Today*. A versatile prep athlete, Dorsey also led the Bolles School basketball team to the state playoffs twice. With the Cowboys, Dorsey joins former Seminole teammate and 2000 Dallas draft choice Mario Edwards. While at Florida State, Dorsey majored in social science.

## Rookies and First-Year Free Agents



### Del Bates

#### Cornerback

5'11" ★ 176 ★ 1/10/78

Nevada-Reno


FA for '01

NFL: Rookie ★ Cowboys: Rookie



**COLLEGE:** Bates finished his collegiate campaign seeing time in the secondary and returning kick-offs. As a senior, he returned 20 kicks for 319 yards and recorded 31 tackles, seven passes defended and three interceptions. Bates missed his junior season due to academic difficulties after a sophomore campaign that saw him average 25.1 yards-per-kickoff return, including one return of 89 yards for a touchdown. He recorded two interceptions, five passes defended and 17 tackles at cornerback. Bates transferred from UNLV and redshirted in 1997.

**PERSONAL:** Del Bates, born January 10, 1978 in Sparks, NV, majored in sociology. He played football and ran track at Reed High School. Bates set the state record in the 100- and 200-meter dash. He was invited to the Olympic track trials in 1996 after being named the state's high school athlete of the year.



### Jason Bell

#### Cornerback

6'0" ★ 182 ★ 4/1/78

UCLA

FA for '01

NFL: Rookie ★ Cowboys: Rookie



**COLLEGE:** Bell closed out his Bruin career with 42 tackles and nine passes defended as a fifth-year senior. He was granted an additional year of eligibility due to a medical hardship after surgery to remove bone spurs in his right heel cut short his season in 1999. Bell led the squad with 14 passes defended and recorded 38 tackles while starting every game as a junior. During his sophomore campaign, Bell started





the final five games and finished the year with 18 tackles and four passes defended. Bell saw playing time as a true freshman on special teams and played three games in the defensive backfield.

**PERSONAL:** Jason Dewande Bell was born April 1, 1978 in Long Beach, CA. The history major attended Millikan High School, where he lettered three years as a defensive back, wide receiver and quarterback. At Millikan, he totaled 196 tackles, 12 interceptions and 38 passes defended. He earned *Blue Chips Illustrated* All-America, National Recruiting Advisor all-west, *SuperPrep* all-far west and all-city honors. He was a three-year letterman on the track team, posting personal bests of 10.7 in the 100-meter dash, 21.89 in the 200-meter dash and 22-feet in the long jump.



## Francesco Biancamano

### Kicker

5'8" ★ 170 ★ 3/12/76

Southern Connecticut

FA for '01

NFL: 1st Year ★ Cowboys: 1st Year



**PRO:** Biancamano originally signed with the N.Y. Giants June 30, 1999 after punting and kicking for the Amsterdam Admirals of NFL Europe. He registered 46 punts for 1,821 yards (39.6 avg.), 33.5 net average with 13 downed inside the 20-yard line for Amsterdam. As a kicker, Biancamano converted 2-of-2 field goals and point after attempts for eight points. He was waived by the Giants Sept. 5 and remained out of football for the season. He punted for the Admirals again during the 2000 NFL season and finished with 58 punts for 2,346 yards (40.4 avg.), 29.7 net average with 12 downed inside the 20. Following the NFL season, he was picked up by the Denver Broncos but then released at the end of preseason. He remained out of football until he was signed by the Cowboys on April 26, 2001.

**COLLEGE:** Biancamano handled kicking and punting duties for four-years at Southern Connecticut State, earning All-Conference honors. He was an All-New England punter two years in a row and earned All-East Coast Conference honors.

**PERSONAL:** Biancamano was a four-year letterman in football and track at Walt Whitman High School in Huntington Station, NY. He received his degree in pediatric sports medicine.



## Cleavon Bradshaw

### Cornerback

5'9" ★ 175 ★ 1/27/78

Idaho


FA for '01

NFL: Rookie ★ Cowboys: Rookie



**COLLEGE:** Bradshaw arrived at Idaho and made the move to the defensive secondary after two seasons as a wide receiver at Miami Dade South Junior College. As a senior he led the team with three interceptions and 13 passes defended. He also finished sixth on the team with 50 tackles. In his first year with the Vandals, he made an immediate impact with a team-high five interceptions and 11 pass deflections. He also added 43 tackles and six quarterback pressures. He scored on a 28-yard fumble return against New Mexico State.

**PERSONAL:** A graduate of Christopher Columbus High School in Miami, FL, Bradshaw was a second-team all-Dade County selection as a senior wide receiver. He was born in Frankfurt, Germany.



## Jamal Brooks

### Linebacker

6'2" ★ 240 ★ 11/9/76

Hampton

FA for '01

NFL: 1st Year ★ Cowboys: 1st Year



**PRO:** Jamal Brooks signed with the Cowboys in July after spending the spring with the Scottish Claymores of NFL Europe. He finished second on the Claymores with 42 tackles, three passes defended and 1.5 sacks after being drafted in the third round (14th overall) of the NFL Europe Free Agent Draft. He originally signed with New Orleans as a rookie free agent in April, 2000 but was released before the season.

**COLLEGE:** Brooks closed his collegiate career at Hampton with 75 tackles, two and a half sacks and an interception as a senior. He finished his Hampton career with 184 career stops while serving as team captain as a junior and senior. He played his freshman season at Pasadena City College.

**PERSONAL:** Brooks, a business management major, was a standout performer for the Grenada Hills, CA, High School football team.



## Dan Collins

### Guard

6'4" ★ 300 ★ 7/27/76

Boston College

FA for '01


NFL: 1st Year ★ Cowboys: 1st Year



**PRO:** Collins originally signed with New England as a rookie free agent on April 20, 1999 and was released during pre-season. He was selected by the Rhein Fire of NFL Europe in the eighth round of the 2000 draft. Collins started at guard as the Fire rushed for 1,002 yards and averaged 333.8 total yards-per-game on their way to capturing the World Bowl Championship. Following the NFL Europe season, Collins signed with Seattle July 12 but was released on the end of camp. He was out of football until he was acquired by the Orlando Rage in the second round (13th overall) in the Player Allocation and Selection System draft for the NFL. Along with Jason Gamble, Collins was a member of the Rage offensive line that helped the team rush for 1,026 yards (102.6 per game) while giving up just 18 sacks.

**COLLEGE:** Collins was a three-year letterman at Boston College. He started at guard as a senior and was credited with 33 knockdowns for an Eagle rushing attack that averaged 195.8 yards-per-game.

**PERSONAL:** Daniel Allen Collins was born July 27, 1976 in Raynham, MA. He earned all-northeast honors from *SuperPrep* Magazine at Bridgewater-Raynham, MA, High School. He was also a member of the basketball team and competed in the javelin and high hurdles for the track team.



## Javiar Collins

### Defensive Tackle

6'6" ★ 314 ★ 4/13/78

Northwestern

FA for '01

NFL: Rookie ★ Cowboys: Rookie



**COLLEGE:** During his senior campaign, Collins started at defensive tackle and led all linemen with 49 tackles, a career-high 11 tackles for losses and three sacks. As a junior, Collins finished the year with 38 tackles and led the defensive line with four sacks. Playing in all 12 games and starting five as a sophomore, Collins recorded 36 tackles, three for a loss and one sack. Collins saw action in eight games as a special teams player as a redshirt freshman.

**PERSONAL:** Javiar Lawrence Collins, born April 13, 1978, was named *Blue Chip Illustrated* All-America and *SuperPrep* all-mid-west as he recorded 105 tackles, nine sacks and four forced fumbles as a senior. Collins received all-state accolades, all-metro and all-conference honors while attending St. Thomas Academy in St. Paul, MN. He earned two letters in football and three in basketball.





## Jeremaine Copeland

### Wide Receiver

6'1" \* 194 \* 2/19/77

Tennessee

FA for '01

NFL: 1st Year \* Cowboys: 1st Year



**PRO:** Jeremaine Copeland originally went to camp with the St. Louis Rams as a rookie in 1999. He was released by the Rams before the beginning of camp and signed by the Tennessee Titans, who released him among their final cuts. He was then selected in the 22nd round of the 2000 NFL Europe draft by the Barcelona Dragons. He ended the season leading the league with 74 receptions, establishing an NFL Europe record for catches in a season. He finished second in the league with 821 receiving yards, which also landed him in third place in total yards. Copeland led the Dragons with six touchdowns. He then went to training camp with Indianapolis but was released prior to the start of the season. Before joining Dallas on May 7, 2001, Copeland spent the spring with the Los Angeles Xtreme of the XFL. He finished the season leading the league in receptions (67) while placing third in receiving yards (755).

**COLLEGE:** Copeland started as a senior on Tennessee's National Championship team in 1998. As a junior, he helped lead the Volunteers to the SEC Championship with 58 receptions for 732 yards (12.6 avg.) and nine touchdowns. As a sophomore and freshman, Copeland was Peyton Manning's backup at quarterback.

**PERSONAL:** Jeremaine Copeland was named all-state and all-region at Harriman, TN, High School. As a senior, he was named player of the year in Tennessee for football and basketball. The Urban studies major was also a member of the basketball and track teams at Harriman.



## Kevin Drake

### Wide Receiver

6'3" \* 191 \* 1/2/75

Alabama-Birmingham

FA for '01

NFL: 1st Year \* Cowboys: 1st Year



**PRO:** Kevin Drake originally signed with the Arizona Cardinals as a rookie free agent May 1, 1998 and spent the season on the Cardinals' practice squad. He was allocated to the Scottish Claymores of NFL Europe for the spring of 1999 and finished the season with 11 receptions for 181 yards (16.5 avg.) and two touchdowns. He returned to camp with Arizona but was released on Sept. 5, remaining out of football for the 1999 season. Drake returned to NFL Europe for the 2000 season, playing for the Rhein Fire. He led the league in scoring with 72 points and touchdowns with 12. He finished the year third on the team in receiving with 37 receptions for 525 yards (14.2 avg.). He signed with Buffalo following the NFL season but was released at the end of camp. He signed to the Denver Broncos practice squad on Oct. 4 but was released Oct. 17. Drake re-signed with Buffalo as a member of the practice squad on Nov. 8 but was released Nov. 21. He played for the Birmingham Thunderbolts of the XFL in the spring of 2001, recording two receptions for 29 yards before signing with the Cowboys on May 5.

**COLLEGE:** Drake made the change from quarterback to wide receiver during his senior year at UAB and finished his collegiate career as only the second player in school history to record a touchdown receiving, rushing and passing. As a senior, Drake completed 103 passes for 1,283 yards, caught 38 passes for 823 yards (21.7 avg.) and 7 touchdowns and rushed for 139 yards on 104 attempts. As a junior, he completed 29-of-58 passes for 364 yards and two touchdowns. Drake completed 51-of-113 passes for 691 yards and three touchdowns as a sophomore. He also rushed for 95 yards with six touchdowns on 61 carries. As a redshirt freshman, Drake saw time as the reserve quarterback and completed 23-of-55 attempts for 228 yards and one touchdown.

**PERSONAL:** Kevin Howard Drake attended Gardendale, AL, High School, where he was the team captain in football and basketball while also lettering in baseball. The history major was born in Birmingham, AL.



## Demetric Evans



### Defensive End

6'3" ★ 286 ★ 9/3/79

Georgia

FA for '01

NFL: Rookie ★ Cowboys: Rookie



**COLLEGE:** As a senior, Evans played in all 11 games and finished with 32 tackles as a member of the Bulldogs' senior class that finished with a 19-5 home record. As a junior, he started in Georgia's 28-25 victory over Purdue in the Outback Bowl and finished the year with 30 tackles and one sack. Evans played in all 11 regular season games as a sophomore and recorded 19 tackles and one quarterback pressure. He recorded two tackles while playing in only five games as a true freshman.

**PERSONAL:** Demetric Untrell Evans, born Sept. 3, 1979 in Haynesville, LA, was named AA Defensive Player of the Year in Louisiana after he recorded 75 tackles, 12 sacks, 28 tackles for a loss and 25 quarterback pressures at Haynesville High School. He played both defensive and offensive line and led Haynesville to three consecutive state titles. He averaged 15 points and nine rebounds-per-game for the basketball team.

## Jason Gamble



### Guard

6'3" ★ 289 ★ 9/12/75

Clemson

FA for '01

NFL: 1st Year ★ Cowboys: 1st Year




**PRO:** Gamble originally signed with the Tennessee Titans as a rookie free agent on April 21, 1999. He injured his knee and fractured his shin near the end of training camp and was placed on injured reserve on Sept. 5. Gamble was selected in the 11th round by the Scottish Claymores during the 2000 NFL Europe draft. He started all season for the Claymores as part of an offense that led the league with 1,274 yards rushing (127.4 per game). His performance in Europe led him to training camp with Jacksonville, but he was released at the end of camp. He was out of football until being acquired by the Orlando Rage in the second round (13th overall) of the Player Allocation and Selection System draft for the XFL. Along with Dan Collins, Gamble was a member of the Rage offensive line that helped the team rush for 1,026 yards (102.6 per game) while giving up only 18 sacks.

**COLLEGE:** Gamble was a two-year starter at center for Clemson after transferring from Hutchinson, KS, Community College. He received honorable mention All-ACC honors as a senior and played in the Senior Bowl and East/West Shrine Game. As a junior, he helped Clemson set school passing records. Gamble was a JUCO All-America selection and Jayhawk Conference Offensive Lineman of the Year at Hutchinson.

**PERSONAL:** Jason Edward Gamble, a speech communications major, was born Sept. 12, 1975 in Columbus, OH. He lettered in football and wrestling at Darby, KS, High School.

## Johnny Huggins



### Tight End

6'3" ★ 245 ★ 3/29/76

Alabama State

FA for '00

NFL: 1st Year ★ Cowboys: 1st Year




**PRO:** Johnny Huggins was re-signed by the Cowboys on Feb. 7, 2001 and allocated to the Rhein Fire of NFL Europe, where he finished the spring with 16 receptions for 167 yards while helping Pepe Pearson finish second in the league in rushing with 597 yards. Huggins was originally signed as a rookie free agent by the Cowboys on April 17, 2000 but was released at the end of camp.





**COLLEGE:** As a senior at Alabama State, Huggins finished second on the team in receiving and all purpose yards in 1998 when he totaled 593 yards and six touchdowns on 42 receptions. He closed his junior campaign with 15 receptions for 196 yards and a touchdown after seeing action as a quarterback and tight end as a sophomore. He caught eight passes for 94 yards and a touchdown in 1996 while completing 25-of-69 passes for 395 yards, three touchdowns and three interceptions. He also ran for a score. Huggins finished his freshman season with six receptions for 94 yards.

**PERSONAL:** Huggins, born March 29, 1976, was a three-sport star at Northwest High School in Zachary, LA. He earned all-district honors in football and all-state honors in basketball.



## Steve Johnson

### Cornerback

5'10" ★ 187 ★ 3/24/76

Tennessee

FA for '01


NFL: 1st Year ★ Cowboys: 1st Year



**PRO:** The Cowboys signed Steve Johnson on June 29 after he spent the 2000 season out of football. Johnson was originally drafted by the Seattle Seahawks in the sixth-round (170th overall) of the 1999 NFL Draft. He was released by Seattle on Sept. 5 and signed to the Green Bay Packers practice squad for a week in late October before being released. He later re-signed to the Packers practice squad for the final four games of the season. Green Bay allocated him in the spring of 2000 to the Amsterdam Admirals of NFL Europe, where he recorded 24 tackles and five passes defended. Green Bay released Johnson before their 2000 training camp began.

**COLLEGE:** Johnson posted a career-high 43 tackles as a senior on Tennessee's national championship team of 1998. In the championship game against Florida State, he deflected a pass which was intercepted and returned for a touchdown and later picked off a pass to seal the 23-16 victory. He posted 19 stops and an interception as junior after tallying 25 tackles as a sophomore and eight stops as a freshman.

**PERSONAL:** Johnson earned SuperPrep and all-state honors after a senior season in which he gained 1,500 all-purpose yards and scored 17 touchdowns for McEachern High School in Powder Springs, GA. The broadcasting major was also a four-year letterman for the McEachern track team.



## Jermaine Jones

### Cornerback

5'9" ★ 182 ★ 7/25/76

Northwestern State (LA)

FA for '01

NFL: 1st Year ★ Cowboys: 1st Year



**PRO:** Jermaine Jones signed with the Cowboys on Jan. 31, 2001. He was originally drafted by the N.Y. Jets in the fifth round of the 1999 NFL Draft but was cut on Sept. 14. He signed onto the Chicago Bears' practice squad on Sept. 21. He was activated on Dec. 1 and finished the 1999 season on the Bear's active roster. He was released in July, 2000 and joined the N.Y. Giants on July 25. He was released by the Giants on July 29.

**COLLEGE:** Jones earned All-Southland Conference honors and was the league's defensive player of the year as a senior at Northwestern State. He was a finalist for the Buck Buchanan Award, given to the top defensive player in NCAA division 1-AA ranks, registering 52 tackles 21 passes defended and a school record six interceptions for 232 yards and two touchdowns. He contributed 18 kickoff returns for 406 yards (22.6 avg.). In his junior campaign, he was an All-Southland Conference first team selection after finishing the season with 37 tackles, two sacks, 16 passes defended, five interceptions and one fumble recovery. As a sophomore, Jones was selected All-Southland Conference second-team as he won the starting job at cornerback. He amassed 40 tackles, eight passes defended and two interceptions. As a redshirt freshman, Jones played in every game as a reserve receiver and caught five passes for 114 yards. During his redshirted year, he was a walk-on with the basketball team.

**PERSONAL:** Jermaine Jones, born July 25, 1976, received all-state and district offensive MVP honors at Central Catholic High School in Morgan City, LA. He was also a two-time all-district pick during his four-year basketball career.



## J.J. Jones



### Linebacker

6'0" ★ 246 ★ 6/7/78

Arkansas

FA for '01

NFL: Rookie ★ Cowboys: Rookie



**COLLEGE:** After receiving a medical hardship and an extra year of eligibility in 2000, Jones totaled 64 tackles, three passes defended and one interception – returned 14 yards for a touchdown. Jones was originally injured three games into his senior season of 1999 after recording 13 tackles and nine quarterback hurries. As a junior, he started for a team that went 9-3 and earned an invitation to the Florida Citrus Bowl. He made 45 tackles, four tackles for losses, a quarterback sack and a pass defended. Jones started two games as a sophomore and finished with 27 tackles. He lettered as a true freshman, totaling 11 tackles and two stops for losses.

**PERSONAL:** Jones, a kinesiology major, was born June 7, 1978. He recorded 77 tackles to earn all-state honors as a senior at Magnolia, AR, High School. He was also Magnolia's starting fullback. He lettered three times as a member of the basketball team.



## Denvin Manns

### Running Back

5'8" ★ 200 ★ 7/21/76

New Mexico State

FA for '01

NFL: 1st Year ★ Cowboys: 1st Year



**PRO:** Manns signed with the Cowboys on Jan. 31, 2001 and was allocated to the Frankfurt Galaxy of NFL Europe, where he rushed for 513 yards – third most in the league – and a touchdown on 143 carries while catching 22 passes for 157 yards. Dallas originally signed Manns as a rookie free agent in 1999. He went to training camp with the Cowboys before being released on Sept. 5, 1999.

**COLLEGE:** Manns finished his collegiate career as one of only three players in NCAA history to rush for 1,000 yards in four straight seasons (Tony Dorsett and Amos Lawrence). He also established the New Mexico State and Big West Conference career rushing yardage record with 4,692 yards while finishing his career No. 15 on the NCAA career rushing yards list. He set a school single season rushing record with 1,469 yards and six touchdowns on 269 carries as a senior. As a junior, he rushed for 1,017 yards and five touchdowns on 194 carries after totaling 1,086 yards and five touchdowns on 269 carries as a sophomore. He opened his collegiate career rushing for 1,120 yards and seven touchdowns on 157 carries while catching 33 passes for 267 yards.

**PERSONAL:** Denvin Orlando Manns was born July 21, 1976 and majored in social work. He earned district offensive player of the year, all-district, all-East Texas and second-team all-state honors after recording 1,703 rushing yards and 17 touchdowns as a senior at Lufkin, TX, High School. He finished his prep career with 3,202 rushing yards and 29 touchdowns.



## Lynn Scott

### Safety

6'0" ★ 210 ★ 6/23/77

Northwestern Oklahoma

FA for '01

NFL: Rookie ★ Cowboys: Rookie




**COLLEGE:** Scott was a three-time NAIA All-America at Northwestern Oklahoma. As a senior, he earned All-America honors and was named All-Central States Football League Defensive Player of the Year after totaling 72 tackles, nine passes defended and four interceptions while returning 26 punts for a school-





record 595 yards (22.9 avg.) and four touchdowns. As a junior, he totaled 87 stops, five picks and five passes defended while returning 16 punts for 197 yards (12.3) and a score to earn All-America honors. He tallied 49 tackles, four passes broken up and two interceptions while returning 12 punts for 337 yards (28.1) and two scores to lead the nation as a sophomore All-America. As a freshman, Scott totaled 90 stops and two picks while returning 17 punts for 208 yards. His 1,337 career punt return yards is a NOU record.

**PERSONAL:** Scott was born June 23, 1977 in Turpin, OK, where he starred on the Turpin High School football team.



## Colin Sears

### Tackle

6'3" ★ 295 ★ 9/25/78

Auburn


FA for '01

NFL: Rookie ★ Cowboys: Rookie



**COLLEGE:** As a senior, Sears received honorable mention All-SEC honors as he started 12 games at right tackle. During his junior campaign, he started four games at right guard and played in 10, missing one game due to a concussion suffered during practice. Sears started seven games, two at guard, two at center and three at tackle as a sophomore. As a redshirt freshman, he saw action in four games. Sears was redshirted in 1996 due to a knee injury he sustained in the Alabama-Mississippi All-Star Game.

**PERSONAL:** Colin Enrique Sears, a business major, was born Sept. 25, 1978 in Huntsville, AL. Sears was a *Parade* All-America at Russellville, AL, High School. He was rated as the number two offensive lineman in the country by *SuperPrep* magazine and as one of the top four offensive line prospects in the nation by Collegiate Football Experts.



## Bryant Shaw

### Defensive Tackle

6'2" ★ 290 ★ 7/71/78

Mississippi College

FA for '01


NFL: 1st Year ★ Cowboys: 1st Year



**PRO:** Shaw was re-signed by the Cowboys on Feb. 7, 2001 and allocated to the Scottish Claymores of NFL Europe, where he totaled 15 tackles, four sacks – third best on the team – three passes defended and a forced fumble. Shaw originally signed with the Cowboys on April 28, 2000 as a rookie free agent but was released before the season. He spent the 2000 season out of football.

**COLLEGE:** As a senior, Shaw led the Mississippi College defense with 20 tackles for losses while totaling 48 tackles, four sacks, three passes defended and two forced fumbles. He started 10 games and totaled 41 tackles, six stops for losses, four sacks, three forced fumbles and three pass deflections as a junior. He was a member of the Dean's list and was academic All-America as well in 1998. As a sophomore, he tallied 22 tackles, four behind the line of scrimmage, two sacks, a fumble recovery and an interception after totaling 12 tackles, two tackles for losses and a sack in seven games as a freshman.

**PERSONAL:** Shaw, born July 17, 1978, earned all-bay, all-region and Mr. Inspiration honors while serving as the defensive team co-captain as a senior at Ocean Springs, MS, High School.



## Tony Taylor

### Running Back

5'9" ★ 191 ★ 3/9/78

Northwestern State (LA)

FA for '01

NFL: Rookie ★ Cowboys: Rookie




**COLLEGE:** Taylor owns 13 school records, including career marks for rushing yards (3,720), 100-yard rushing games (20) and touchdowns (32). As a senior, he finished with 1,506 rushing yards and nine



touchdowns on 302 attempts (5.0 average). He led the Southland Conference in rushing (1,441) and touchdowns (16) and finished second in all-purpose yards (159.0 per game) and scoring (96 points) as a senior. He was ranked 13th nationally in rushing and had the second longest run in school history, a 91-yard touchdown, in the final game of his college career. He was also the team's fourth leading receiver with 12 catches. Taylor played in 14 games, including three playoff games, as a junior and recorded three straight 100-yard games to lead the team and finish fifth in the Southland Conference in rushing.

**PERSONAL:** Taylor, a physical education major, was born March 9, 1978 in Pineville, LA. Taylor finished his senior year with 25 touchdowns and 1,640 yards at Pineville High School. He accounted for over 5,000 all-purpose yards during his high school career. Taylor earned football all-district and all-Cenla honors for four years and all-state honors as a senior. He received Outstanding Field Man accolades at the Region 1-4A Track and Field Championships as a senior, placing in the top three in triple jump, long jump, high jump and 110-meter hurdles.

## Mawuko Tugbenyoh



### Linebacker

6'1" ★ 245 ★ 4/9/78

California

FA for '01

NFL: 1st Year ★ Cowboys: 1st Year



**PRO:** Tugbenyoh signed with the Cowboys on Jan. 5, 2001. He originally signed with the Tampa Bay Buccaneers as a rookie free agent in the spring of 2000 but was released on the final preseason cut. Tugbenyoh signed to the Chicago Bears' practice squad on Nov. 16, was released on Dec. 8, and signed to the Tampa Bay practice squad for the remainder of the season.

**COLLEGE:** Tugbenyoh was a four-year letterman and three-year starter at Cal and finished his collegiate career with 103 tackles and 25.5 sacks, placing him second on Cal's all-time list. He also recorded 37 tackles for a loss to rank seventh all-time. He earned first-team All-Pac-10 honors as a senior, leading the league with a school-record tying 13 sacks. As a junior, he posted a career-best 30 tackles and six sacks, and he returned three fumbles for touchdowns in his last two seasons.

**PERSONAL:** Mawuko Tugbenyoh, born April 9, 1978, played linebacker at De La Salle High School in Concord, CA, leading the team to undefeated seasons as a junior and senior. He posted 16 sacks as a senior. Tugbenyoh is the cousin of Pro Football Hall of Fame running back Earl Campbell.

## James Wagstaff



### Tackle

6'4" ★ 330 ★ 2/18/78

North Carolina

FA for '01

NFL: Rookie ★ Cowboys: Rookie



**COLLEGE:** As a senior, Wagstaff started every game at right tackle and earned ACC offensive lineman of the week honors in a 30-9 victory over Tulsa. He was selected as the squad's top offensive lineman a team-high four times while helping the Tar Heels offense average 371 yards-per-game, the most by a UNC team since 1997. He played in 29 games at Carolina, seeing action at guard and tackle. He appeared in three games at left tackle as a junior. As a sophomore, he started all 11 games at left guard. Wagstaff competed in the 1999 ACC Track and Field Championships in the shot put, finishing third in both the indoor championships (54-0) and the outdoor meet (52-8 3/4). He finished second in the shot put at the 1998 outdoor ACC meet with a toss of 56-4 1/2.

**PERSONAL:** James E. Wagstaff, born on Feb. 18, 1978 in New Rochelle, NY, majored in Afro-American studies. At East Mecklenburg High School in Charlotte, NC, he dislocated a bone in his right foot three games into his senior season after recording 14 tackles and two sacks. He was the conference and western region champion in the shot put and placed third in the state in 1995. In 1996, he won the state indoor shot put title.





# Kenny Williamson

## Fullback

6'1" \* 247 \* 12/16/77

Mississippi State

FA for '01

NFL: Rookie \* Cowboys: Rookie



**COLLEGE:** Williamson withstood multiple injuries to play in 31 games at MSU. He was named to the SEC Academic Honor Roll for his classroom excellence. As a senior, he played in 11 games, finishing the year with five carries for seven yards as the team's primary blocking back. During his junior campaign, he played in all 12 games, including the Chick-fil-A Peach Bowl. Williamson earned his first start at fullback during his sophomore campaign. During his redshirt freshman season, he spent most of his time on special teams, but did work his way into the backfield before sustaining a season ending knee injury.

**PERSONAL:** Kenny Williamson was born Dec. 16, 1977 in Collins, MS. He was named one of the state's top 100 seniors as he recorded more than 120 tackles and two pass interceptions at Seminary, MS, High School. Williamson led the team to a berth in Mississippi's Class 2A state playoffs and was named one of the best 18 linebackers by the *Jackson Clarion-Ledger*.

## 2001 Rookie and First-Year Roster

NO	NAME	POS	HGT	WGT	BIRTH- DATE	NFL EXP	COLLEGE	HOW ACQ.
25	Bates, Del	CB	5-11	172	1/10/78	R	Nevada-Reno	FA-01
33	Bell, Jason	CB	6-0	179	4/1/78	R	UCLA	FA-01
1	Biancamano, Francesco	K	5-8	170	3/12/76	1	Southern Connecticut	FA-01
99	Blade, Willie	DT	6-3	319	2/7/79	R	Mississippi State	D3-01
47	Bradshaw, Cleavon	CB	5-9	180	1/27/78	R	Idaho FA-01	
14	Carter, Quincy	QB	6-2	225	10/13/77	R	Georgia	D2a-01
74	Collins, Dan	G	6-4	300	7/27/76	1	Boston College	FA-01
70	Collins, Javier	DT	6-6	314	4/13/78	R	Northwestern	FA-01
11	Copeland, Jeremaine	WR	6-1	200	2/19/77	1	Tennessee	FA-01
50	Brooks, Jamal	LB	6-2	240	11/9/76	1	Hampton	FA-01
24	Dixon, Tony	S	6-1	213	6/18/79	R	Alabama	D2b-01
79	Dorsey, Char-ron	T	6-6	347	11/5/78	R	Florida State	D7c-01
10	Drake, Kevin	WR	6-3	195	1/2/75	1	Alabama-Birmingham	FA-01
65	Evans, Demetric	DE	6-3	268	9/3/79	R	Georgia	FA-01
78	Gamble, Jason	G	6-3	307	9/12/75	1	Clemson	FA-01
49	Huggins, Johnny	TE	6-3	245	3/29/76	1	Alabama State	FA-01
34	Johnson, Steven	CB	5-10	187	3/24/76	1	Tennessee	FA-01
57	Jones, J.J.	LB	6-0	231	6/7/78	R	Arkansas	FA-01
29	Jones, Jermaine	CB	5-9	182	7/25/76	1	Northwestern State	FA-01
68	Lehr, Matt	G/C	6-2	292	4/25/79	R	Virginia Tech	D5-01
26	Manns, Dennis	RB	5-8	200	7/21/76	1	New Mexico State	FA-01
60	Nix, John	DT	6-1	313	11/24/76	R	Southern Miss	D7b-01
30	Riley, Earl	S	6-0	208	3/23/77	1	Washington State	FA-00
90	Scarlett, Noel	DT	6-3	320	1/21/74	1	Langston	FA-00
21	Scott, Lynn	S	6-0	191	6/23/77	R	Northwestern-Oklahoma	FA-01
63	Sears, Colin	T	6-3	295	9/25/78	R	Auburn	FA-01
69	Shaw, Bryant	DE	6-3	287	7/17/78	1	Mississippi College	FA-01
51	Steele, Markus	LB	6-3	240	7/24/79	R	Southern Cal	D4-01
64	Stewart, Daleroy	DT	6-4	309	11/2/78	R	Southern Miss	D6-01
36	Taylor, Tony	RB	5-9	191	3/9/78	R	Northwestern Louisiana	FA-01
55	Tugbenyoh, Mawuko	LB	6-1	245	4/9/78	1	California	FA-01
72	Wagstaff, James	T	6-4	330	2/18/78	R	North Carolina	FA-01
67	Weatherington, Colston	DE	6-5	274	10/29/77	R	Central Missouri State	D7a-01
48	Williamson, Kenny	FB	6-1	260	12/16/77	R	Mississippi State	FA-01
18	Yamini, Bashir	WR	6-3	190	9/10/77	1	Iowa	FA-01



## Dallas Cowboys 2001 Veterans Roster

NO	NAME	POS	HGT	WGT	BIRTH-		NFL	COLLEGE	HOW
					DATE	EXP			
76	Adams, Flozell	T	6-7	335	5/18/75	4	Michigan State	D2-'98	
73	Allen, Larry	G	6-3	326	11/27/71	8	Sonoma State	D2-'94	
20	Avery, John	RB	5-9	190	1/11/76	3	Mississippi	FA-'01	
3	Banks, Tony	QB	6-4	225	4/5/73	6	Michigan State	FA-'01	
58	Bowden, Joe	LB	5-11	235	2/25/70	10	Oklahoma	FA-'01	
85	Brazzell, Chris	WR	6-2	193	5/22/76	3	Angelo State	FA-'99	
52	Coakley, Dexter	LB	5-10	228	10/20/72	5	Appalachian State	D3a-'97	
45	Collins, Ryan	TE	6-6	259	11/1/75	2	St. Thomas, MN	FA-'01	
15	Dunn, Damon	WR	5-9	182	3/15/76	2	Stanford	FA-'01	
27	Edwards, Mario	CB	6-0	191	12/1/75	2	Florida State	D6-'00	
96	Ekuban, Ebenezer	DE	6-3	265	5/29/76	3	North Carolina	D1-'99	
98	Ellis, Greg	DE	6-6	286	8/14/75	4	North Carolina	D1-'98	
97	Fields, Aaron	DE	6-4	243	1/9/76	2	Troy State	FA-'00	
80	Fontenot, Chris	TE	6-4	250	7/11/74	2	McNeese State	FA-'00	
66	Fricke, Ben	G/C	6-0	295	11/3/75	3	Houston	FA-'99	
84	Galloway, Joey	WR	5-11	188	11/20/71	7	Ohio State	T(Sea.)-'00	
61	Garmon, Kelvin	G	6-2	329	10/26/76	2	Baylor	D7-'99	
23	Goodrich, Dwayne	CB	5-11	198	5/29/78	2	Tennessee	D2-'00	
56	Grant, Orantes	LB	6-0	225	3/18/78	2	Georgia	D7-'00	
54	Hambrick, Darren	LB	6-2	227	8/30/75	4	South Carolina	D5a-'98	
42	Hambrick, Troy	RB	6-1	235	11/6/76	2	Savannah State	FA-'00	
88	Harris, Jackie	TE	6-4	250	1/4/68	12	Northeast Louisiana	UFA(Ten.)-'00	
38	Hawthorne, Duane	CB	5-10	175	8/26/76	3	Northern Illinois	FA-'99	
16	Hodge, Damon	WR	6-1	192	2/16/77	2	Alabama State	FA-'00	
81	Ismail, Raghib	WR	5-11	190	11/18/69	9	Notre Dame	UFA(Car.)-'99	
71	Jackson, Alcender	G	6-3	306	5/18/77	2	Louisiana State	FA-'00	
40	Key, Sean	S	5-11	185	6/25/77	2	Florida State	FA-'00	
4	Knorr, Micah	P	6-2	193	1/9/75	2	Utah State	FA-'00	
89	LaFleur, David	TE	6-7	272	1/29/74	5	Louisiana State	D1-'97	
41	Larrimore, Kareem	CB	5-11	190	4/21/76	2	West Texas A&M	D4-'00	
86	Lucky, Mike	TE	6-6	273	11/23/75	3	Arizona	D7a-'99	
83	McGarity, Wane	WR	5-8	197	9/30/76	3	Texas	D4a-'99	
94	Myers, Michael	DL	6-2	288	1/20/76	4	Alabama	D4-'98	
59	Nguyen, Dat	LB	5-11	231	9/25/75	3	Texas A&M	D3-'99	
75	Noble, Brandon	DT	6-2	285	4/10/74	3	Penn State	FA-'99	
62	Page, Craig	C	6-3	303	1/17/76	2	Georgia Tech	FA-'00	
77	Page, Solomon	T	6-4	321	2/27/76	3	West Virginia	D2-'99	
43	Reese, Izell	S	6-2	190	5/7/74	4	Ala.-Birmingham	D6-'98	
6	Seder, Tim	K	5-9	180	9/17/74	2	Ashland University	FA-'00	
22	Smith, Emmitt	RB	5-9	209	5/15/69	12	Florida	D1-'90	
53	Stepnoski, Mark	C	6-2	265	1/20/67	13	Pittsburgh	UFA(Ten.)-'99	
5	Stoerner, Clint	QB	6-2	210	12/29/77	2	Arkansas	FA-'00	
31	Teague, George	S	6-1	196	2/18/71	9	Alabama	FA-'98	
44	Thomas, Robert	FB	6-1	252	12/1/74	4	Henderson State	FA-'98	
87	Tucker, Jason	WR	6-1	182	6/24/76	3	Texas Christian	FA-'99	
91	Underwood, Dimitrius	DL	6-6	276	3/29/77	2	Michigan State	FA-'00	
82	Whalen, James	TE	6-2	228	12/11/77	2	Kentucky	FA-'00	
92	White, Chris	DE	6-3	285	9/28/76	3	Southern	FA-'00	
32	Wiley, Michael	RB	5-11	189	1/5/78	2	Ohio State	D5-'00	
95	Williams, Ben	DT/DE	6-2	287	5/28/70	3	Minnesota	FA-'01	
28	Woodson, Darren	S	6-1	219	4/25/69	10	Arizona State	D2b-'92	
2	Wright, Anthony	QB	6-1	195	2/14/76	3	South Carolina	FA-'00	
93	Zellner, Peppi	DE	6-5	257	3/14/75	3	Fort Valley State, GA	D4b-'99	





## Cowboys All-Time Roster

## HEAD COACHES

Years	Head Coach	Regular Season				Postseason			Total			
		Won	Lost	Tied	Pct.	Won	Lost	Pct.	Won	Lost	Tied	Pct.
1960-88	Tom Landry	250	162	6	.605	20	16	.556	270	178	6	.601
1989-93	Jimmy Johnson	44	36	0	.550	7	1	.875	51	37	0	.580
1994-97	Barry Switzer	40	24	0	.625	5	2	.714	45	26	0	.634
1998-99	Chan Gailey	18	14	0	.563	0	2	.000	18	16	0	.529
2000	Dave Campo	5	11	0	.313	0	0	.000	5	11	0	.313

## ASSISTANT COACHES

Alexander, Hubbard, 1989-97  
 Allen, Ermal, 1962-63  
 Armstrong, Neill, 1982-89  
 Avezzano, Joe, 1990-00  
 Bates, Bill, 1998-00  
 Bates, Jim, 1996-99  
 Berry, Raymond, 1968  
 Blake, John, 1993-95  
 Bolter, Craig, 1995-97  
 Brodsky, Joe, 1989-97  
 Campo, Dave, 1989-99  
 Chandler, Wes, 2000  
 Dahms, Tom, 1960-62  
 Davis, Butch, 1989-94  
 Dimancheff, Babe, 1960-62  
 Ditka, Mike, 1973-81  
 Ecklund, Brad, 1960-63  
 Eddy, Jim, 1993-95  
 Edwards, George, 1998-00  
 Erkenbeck, Jim, 1987-88  
 Ford, Robert, 1991-97  
 Franklin, Bobby, 1968-72  
 Geis, Buddy, 1998-00  
 Gillman, Sid, 1972  
 Hackett, Paul, 1986-88  
 Hart, Tommy, 1996-97  
 Hickey, Red, 1964  
 Hoffman, Steve, 1989-00  
 Houck, Hudson, 1993-00  
 Hughes, Ed, 1973-76  
 Jeffcoat, Jim, 1998-00  
 Juraszek, Joe, 1997-00  
 Lavan, Al, 1980-88  
 Lowry, Alan, 1982-90  
 Mackovic, John, 1981-82  
 Meeks, Ron, 1991  
 Miles, Les, 1998-00  
 Myers, Jim, 1962-86  
 Nolan, Dick, 1962-67, 1982-90  
 Painter, Dwain, 1998-99  
 Patterson, Andre, 2000  
 Pendergast, Clancy, 1996-00  
 Reeves, Dan, 1970-80  
 Reilly, Jack, 1997, 2000  
 Renfro, Ray, 1968-72  
 Rhome, Jerry, 1989  
 Robinson, Tommie, 1998-00  
 Roy, Alvin, 1973-75  
 Shelmon, Clarence, 1998-00  
 Shofner, Jim, 1983-85  
 Shula, Dave, 1989-90  
 Slowik, Bob, 1992  
 Smith, Glenn, 2000  
 Solari, Mike, 1987-88  
 Stallings, Gene, 1972-85  
 Stautner, Ernie, 1966-88  
 Tubbs, Jerry, 1966-88  
 Turner, Norv, 1991-93  
 Wannstedt, Dave, 1989-92  
 Ward, Bob, 1976-89  
 Wilson, Wade, 2000  
 Wise, Tony, 1989-92  
 Woicik, Mike, 1990-96  
 Zampese, Ernie, 1994-97  
 Zimmer, Mike, 1994-00

## PLAYERS

## A

50 Abrams, Bobby, LB, Michigan, 1992-93  
 21 Adams, David, RB, Arizona, 1987  
 76 Adams, Flozell, G/T, Michigan State, 1998-00  
 24 Adams, Vashone, S, Eastern Michigan, 1999  
 26 Adderley, Herb, CB, Michigan State, 1970-72  
 23 Adkins, Margene, WR, Henderson J.C., 1970-71  
 34 Agee, Tommie, FB, Auburn, 1990-94  
 8 Aikman, Troy, QB, UCLA, 1989-00  
 29 Akins, Chris, S, Arkansas-Pine Bluff, 1999-00  
 36 Albritton, Vince, S/LB, Washington, 1984-91  
 87 Alexander, Ray, WR, Florida A&M, 1988-89  
 31 Allen, Gary, RB, Hawaii, 1983-84  
 73 Allen, Larry, G/T, Sonoma State, 1994-00  
 19 Alworth, Lance, WR, Arkansas, 1971-72  
 96 Anderson, Antonio, DT, Syracuse, 1997-98  
 66 Andrie, George, DE, Marquette, 1962-72  
 81 Ankrum, Scott, WR, Texas Christian, 1989  
 10/35 Armstrong, Jimmy, DB, Appalachian State, 1987  
 81 Armstrong, Tyji, TE, Mississippi, 1996  
 64 Arneson, Jim, C/G, Arizona, 1973-74  
 78 Asher, Bob, T, Vanderbilt, 1970  
 76 Aughtman, Dowe, OL, Auburn, 1984  
 89 Awalt, Rob, TE, San Diego St., 1990-91

## B

33 Babb, Gene, LB/RB, Austin College, 1960-61  
 53 Babinecz, John, LB, Villanova, 1972-73  
 23 Bailey, Robert, CB, Miami, Fla., 1995  
 66 Baker, Jesse, DE, Jacksonville State, 1986  
 10 Baker, Jon, K, Arizona State, 1995  
 38 Baker, Sam, PK, Oregon State, 1962-63  
 62 Baldinger, Brian, OL, Duke, 1982-84, 1986-87  
 87 Banks, Gordon, WR, Stanford, 1985-87  
 80 Barksdale, Rod, WR, Arizona, 1987  
 31 Barnes, Benny, DB, Stanford, 1972-82  
 80 Barnes, Gary, WR, Clemson, 1963  
 56 Barnes, Reggie, LB, Oklahoma, 1995  
 56 Barnes, Rodrigo, LB, Rice, 1973-74  
 81 Bateman, Marv, P, Utah, 1972-74  
 40 Bates, Bill, S, Tennessee, 1983-97  
 68 Batiste, Michael, DT/G, Tulane, 1995  
 66 Baynham, Craig, RB, Georgia Tech, 1967-69  
 11 Belden, Bob, QB, Notre Dame, 1969-70  
 21 Benson, Darren, DT, Trinity Valley C.C., 1995-98  
 90 Bercich, Bob, S, Michigan State, 1960-61  
 76 Bethea, Larry, DL, Michigan State, 1978-83  
 7 Beuerlein, Steve, QB, Notre Dame, 1991-92  
 36 Bielski, Dick, TE, Maryland, 1960-61  
 29 Billups, Terry, CB, North Carolina, 1998  
 44 Bishop, Don, CB, CCLA, 1960-65  
 86 Bjornson, Eric, TE, Washington, 1995-99  
 24 Blackwell, Alois, RB, Houston, 1978-79  
 89 Blackwell, Kelly, TE, Texas Christian, 1993  
 46 Blake, Ricky, RB, Alabama A&M, 1991  
 28 Blount, Alvin, RB, Maryland, 1987  
 68 Boeke, Jim, T, Heidelberg, 1964-67  
 18 Boniol, Chris, K, Louisiana Tech, 1994-96  
 87 Borden, Nate, DE, Indiana, 1960-61  
 84 Borresen, Rich, TE, Northwestern, 1987  
 58 Bowden, Joe, LB, Oklahoma, 2000  
 51 Braatz, Tom, LB, Marquette, 1960  
 77 Bradfute, Byron, T, Southern Mississippi, 1960-61  
 1 Brady, Kerry, K, Hawaii, 1987

## ALL-TIME ROSTER



82/85 **Brazzell, Chris**, WR, Angelo State, 1999-00  
 53 **Breunig, Bob**, LB, Arizona State, 1975-84  
 21/23/29 **Brice, Alundis**, CB, Mississippi, 1995-96  
 43 **Briggs, Greg**, S, Texas Southern, 1995  
 63 **Brinkley, Lester**, DL, Mississippi, 1990  
 36 **Brinson, Larry**, RB, Florida, 1977-79  
 77 **Brock, Clyde**, DT, Utah State, 1962-63  
 99 **Brooks, Kevin**, DT, Michigan, 1985-88  
 82 **Brooks, Macey**, WR, James Madison, 1997  
 44 **Brooks, Michael**, S, No. Carolina St., 1990  
 62 **Brotzki, Bob**, T, Syracuse, 1988  
 79 **Broughton, Willie**, DT, Miami, Fla., 1989-90  
 33 **Brown, Eric**, DB, Savannah State, 1989  
 59 **Brown, Guy**, LB, Houston, 1977-82  
 24/34 **Brown, Larry**, CB, Texas Christian, 1991-95, 1998  
 31 **Brown, Otto**, DB, Prairie View, 1969  
 59/50 **Brownlow, Darrick**, LB, Illinois, 1991, 1994  
 60 **Brymer, Chris**, C/G, Southern Cal, 1999  
 22 **Bullocks, Amos**, RB, Southern Illinois, 1962-64  
 15/89/82 **Burbage, Cornell**, WR, Kentucky, 1987-89  
 60 **Burkett, Jackie**, LB, Auburn, 1968-69  
 73 **Burnette, Dave**, T, Central Arkansas, 1987  
 57 **Burton, Ron**, LB, North Carolina, 1987-89  
 22 **Butler, Bill**, S, Tenn. Chattanooga, 1960

## C

60 **Caffey, Lee Roy**, LB, Texas A&M, 1971  
 57 **Campos, Alan**, LB, Louisville, 1996  
 52 **Cannon, Billy**, LB, Texas A&M, 1984  
 10 **Cantrell, Barry**, P, Fordham, 2000  
 59 **Capone, Warren**, LB, Louisiana State, 1975  
 18 **Carano, Glenn**, QB, Nevada-Las Vegas, 1977-83  
 7 **Carminchael, Harold**, WR, Southern, 1984  
 10 **Carrell, Duane**, P, Florida State, 1974  
 75 **Carter, Jon**, DT, Pittsburgh, 1989  
 96/98 **Carver, Shante**, DE, Arizona State, 1994-97  
 25 **Case, Scott**, S, Oklahoma, 1995  
 75 **Casillas, Tony**, DT, Oklahoma, 1991-93, 1996-97  
 79 **Cesario, Sal**, G, Cal. Poly SLO, 1987  
 35 **Chancey, Robert**, RB, no college, 1999  
 85/89 **Chandler, Thornton**, TE, Alabama, 1986-89  
 72 **Cheek, Louis**, OL, Texas A&M, 1990  
 72 **Childress, Ray**, DT, Texas A&M, 1996  
 77 **Cisowski, Steve**, T, Santa Clara, 1987  
 42 **Clack, Darryl**, RB, Arizona State, 1986-89  
 83/17 **Clark, Mike**, K, Texas A&M, 1968-71, 1973  
 73 **Clark, Monte**, T, Southern California, 1962  
 37 **Clark, Phil**, DB, Northwestern, 1967-69  
 62 **Clarke, Frank**, TE/WR, Colorado, 1960-67  
 83 **Clay, Hayward**, TE, Texas A&M, 1998-99  
 47 **Clinkscale, Dexter**, S, South Carolina State, 1980, 1982-85

52 **Coakley, Dexter**, LB, Appalachian State, 1997-00  
 59 **Cobb, Garry**, LB, Southern California, 1988-89  
 63 **Cole, Larry**, DL, Hawaii, 1968-80  
 41 **Coleman, Anthony**, DB, Baylor, 1987  
 44 **Coleman, Lincoln**, RB, Baylor, 1993-94  
 86 **Coleman, Ralph**, LB, North Carolina A&T, 1972  
 10 **Collier, Reggie**, QB, Southern Mississippi, 1986  
 77 **Colvin, Jim**, DT, Houston, 1964-66  
 31 **Cone, Fred**, K, Clemson, 1960  
 54/53 **Connelly, Mike**, C, Utah State, 1960-67  
 40 **Conrad, Bobby Joe**, WR, Texas A&M, 1969  
 61 **Cooper, Jim**, OL, Temple, 1977-86  
 93 **Cooper, Reggie**, LB, Nebraska, 1991  
 73 **Cooper, Frank**, C, UCLA, 1992-94  
 85 **Cornwell, Fred**, TE, Southern California, 1984-85  
 57 **Coryatt, Quentin**, LB, Texas A&M, 1999  
 84 **Cosbie, Doug**, TE, Santa Clara, 1979-88  
 44/81 **Courville, Vince**, WR, Rice, 1987  
 90 **Crockett, Willis**, LB, Georgia Tech, 1990  
 85 **Cronin, Gene**, LB, Pacific, 1960  
 7 **Cunningham, Randall**, QB, Nevada-Las Vegas, 2000  
 3 **Cunningham, Richie**, K, SW Louisiana, 1997-99  
 62 **Cvercko, Andy**, G, Northwestern, 1961-62

## D

81 **Daniel, Tim**, WR, Florida A&M, 1993  
 45/21 **Daniels, Dick**, S, Pacific, Ore., 1966-68

87 **Davis, Billy**, WR, Pittsburgh, 1995-98  
 89 **Davis, Donny**, WR, Southern, 1962  
 57 **Davis, Kyle**, C, Oklahoma, 1975  
 77/99 **Davis, Nathan**, DT, Indiana, 1998-99  
 88 **Davis, Sonny**, LB, Baylor, 1961  
 35 **Davis, Wendell**, CB, Oklahoma, 1996-99  
 55 **Del Rio, Jack**, LB, Southern California, 1989-91  
 55 **DeOssie, Steve**, LB, Boston College, 1984-88  
 21 **Dennison, Doug**, RB, Kutztown State, 1974-78  
 83 **Deters, Harold**, K, No. Carolina State, 1967  
 26 **Dial, Buddy**, WR, Rice, 1964-66  
 64 **Diaz, Jorge**, G, Texas A&M-Kingsville, 2000  
 51 **Dickerson, Anthony**, LB, Southern Methodist, 1980-84  
 71 **Dickson, Paul**, T, Baylor, 1960  
 76 **Diehl, John**, DT, Virginia, 1965  
 89 **Ditka, Mike**, TE, Pittsburgh, 1969-72  
 86/21 **Dixon, James**, WR/RB, Houston, 1989-91  
 34 **Doelling, Fred**, S, Pennsylvania, 1960  
 53 **Donaldson, Ray**, C, Georgia, 1995-96  
 83 **Donley, Doug**, WR, Ohio State, 1981-84  
 62 **Donohue, Leon**, G, Cal. State San Jose, 1965-67  
 67 **Donovan, Pat**, T, Stanford, 1975-83  
 83 **Doran, Jim**, WR, Iowa State, 1960-61  
 33 **Dorsett, Tony**, RB, Pittsburgh, 1977-87  
 34 **Douglas, Merrill**, RB, Utah, 1961  
 30 **Dowdle, Mike**, RB/LB, Texas, 1960-62  
 26 **Downs, Michael**, S, Rice, 1981-88  
 86 **Duckett, Kenny**, WR, Wake Forest, 1985  
 89 **Dugan, Fred**, WR, Dayton, 1960  
 52 **Duliban, Chris**, LB, Texas, 1987  
 37 **Dunn, Perry Lee**, RB, Mississippi, 1964-65  
 45 **Dupre, L.G.**, RB, Baylor, 1960-61  
 89 **DuPre, Billy Joe**, TE, Michigan State, 1973-83  
 78 **Dutton, John**, DL, Nebraska, 1979-86  
 71 **Dwyer, Mike**, DT, Massachusetts, 1987

## E

42 **Easmon, Ricky**, DB, Florida, 1985  
 79/77 **East, Ron**, DT, Montana State, 1967-70  
 52 **Edwards, Dave**, LB, Auburn, 1963-75  
 58 **Edwards, Dixon**, LB, Michigan State, 1991-95  
 81/87 **Edwards, Kelvin**, WR, Liberty, 1987-88  
 27 **Edwards, Mario**, CB, Florida State, 2000  
 52 **Eldson, Jim**, G/C, Mississippi State, 1976  
 96 **Ekuban, Ebenezer**, DE, North Carolina, 1999-00  
 53 **Elam, Onzy**, LB, Tennessee State, 1989  
 2 **Elliott, Lin**, K, Texas Tech, 1992-93  
 98 **Ellis, Greg**, DE, North Carolina, 1998-00  
 31/27 **Everett, Thomas**, S, Baylor, 1992-93

## F

63 **Falls, Mike**, G, Minnesota, 1960-61  
 27 **Fellows, Ron**, CB, Missouri, 1981-86  
 54 **Fields, Anthony**, LB, Morningside College, 1995  
 97 **Fields, Aaron**, DE, Troy State, 2000  
 46 **Fishback, Joe**, S, Carson-Newman, 1993-94  
 73 **Fisher, Ray**, T, Eastern Illinois, 1960  
 62 **Fitzgerald, John**, C, Boston College, 1971-80  
 55 **Flaherty, Harry**, LB, Holy Cross, 1987  
 63 **Flannery, John**, G, Syracuse, 1996-97  
 82 **Fleming, Cory**, WR, Tennessee, 1994-95  
 45 **Flowers, Richmond**, S, Tennessee, 1969-71  
 80/83 **Folkins, Lee**, TE, Washington, 1962-64  
 85 **Folsom, Steve**, TE, Utah, 1987-90  
 80 **Fonteno, Chris**, TE, McNeese State, 2000  
 80 **Ford, Bernard**, WR, Central Florida, 1989  
 46 **Fowler, Todd**, FB, Stephen F. Austin, 1985-88  
 38 **Francis, Ron**, CB, Baylor, 1987-90  
 32 **Franckhauser, Tom**, CB, Purdue, 1960-61  
 76 **Frank, Bill**, T, Colorado, 1964  
 23 **Frazier, Derrick**, CB, Texas A&M, 1996  
 71 **Frederick, Andy**, T, New Mexico, 1977-81  
 69/66 **Fricke, Ben**, G/C, Houston, 1999-00  
 15 **Fritsch, Toni**, K, Vienna, Austria, 1971-73, 1975  
 79 **Frost, Ken**, DT, Kentucky, 1961-62  
 75 **Fry, Bob**, T, Kentucky, 1960-64  
 84 **Fugett, Jean**, TE, Amherst, 1972-75





## G

- 80 Gadsden, Oronde, WR, Winston-Salem, 1995  
 27 Gaechter, Mike, S. Oregon, 1962-69  
 39 Gainer, Derrick, RB, Florida A&M, 1992-93  
 89 Galbraith, Scott, TE, Southern California, 1993-94, 1997  
 4 Galloway, Joey, WR, Ohio State, 2000  
 29 Gant, Kenneth, CB, Albany St., 1990-94  
 61 Garmon, Kelvin, G. Baylor, 2000  
 17 Garrett, Jason, QB, Princeton, 1993-99  
 32 Garrison, Walt, RB, Oklahoma State, 1966-74  
 80 Gay, Everett, WR, Texas, 1988  
 35 Gent, Pete, WR/TE, Michigan State, 1964-68  
 67/63 Gesek, John, G. Cal. St.-Sacramento, 1990-93  
 11 Gibbs, Sonny, QB, Texas Christian, 1963  
 56 Godfrey, Randall, LB, Georgia, 1996-99  
 66 Gogan, Kevin, T, Washington, 1987-93  
 76 Gonzaga, John, DE, No college, 1960  
 9 Gonzalez, Daniel, QB, East Carolina, 1998  
 83 Gonzalez, Leon, WR, Bethune, Cookman, 1985  
 23 Goodrich, Dwayne, CB, Tennessee, 2000  
 44 Gowdy, Cornell, DB, Morgan State, 1986  
 4 Gowin, Toby, P, North Texas, 1997-99  
 71 Granger, Charlie, T, Southern, 1961  
 28 Granger, Norm, RB, Iowa, 1984  
 56 Grant, Orantes, LB, Georgia, 2000  
 29/48 Green, Alex, CB, Indiana, 1987  
 61 Green, Allen, P/K, Mississippi, 1961  
 34 Green, Cornell, DB, Utah State, 1962-74  
 79 Gregg, Forrest, G/T, Southern Methodist, 1971  
 77 Gregory, Bill, DL, Wisconsin, 1971-77  
 21 Gregory, Glynn, WR/DB, Southern Methodist, 1961-62  
 64 Grottkau, Bob, G, Oregon, 1961  
 60 Guy, Buzz, G, Duke, 1960

## H

- 64 Hagen, Halvor, C/G, Weber State, 1969-70  
 94 Haley, Charles, DE, James Madison, 1992-96  
 38 Hall, Chris, S, East Carolina, 1993  
 55 Hall, Lemanski, LB, Alabama, 1999  
 54 Hambrick, Darren, LB, South Carolina, 1998-00  
 35 Hambrick, Troy, RB, Savannah State, 2000  
 60 Hamel, Dean, DT, Tulsa, 1989-90  
 63 Hannah, Shane, G, Michigan State, 1995  
 52 Hansen, Wayne, LB, Texas Wesleyan, 1960  
 54 Hardy, Darryl, LB, Tennessee, 1995, 1997  
 80/82 Harper, Alvin, WR, Tennessee, 1991-94, 1999  
 50 Harper, Dave, LB, Humboldt State, 1990  
 24 Harper, Roger, S, Ohio State, 1996  
 43 Harris, Cliff, S, Ouachita, 1970-79  
 86 Harris, Duriel, WR, New Mexico State, 1984  
 88 Harris, Jackie, TE, Northeast Louisiana, 2000  
 40 Harris, Jim, S, Oklahoma, 1961  
 80 Harris, Rod, WR, Texas A&M, 1990  
 38 Hawthorne, Duane, CB, Northern Illinois, 1999-00  
 22 Hayes, Bob, WR, Florida A&M, 1965-74  
 33 Hayes, Wendell, RB, Humboldt State, 1963  
 27 Haynes, Tommy, S, Southern California, 1987  
 56 Hays, Harold, LB, Southern Mississippi, 1963-67  
 62/78 Healy, Don, DT, Maryland, 1960-61  
 69 Hegamin, George, T, North Carolina State, 1994-97  
 58 Hegman, Mike, LB, Tennessee State, 1976-88  
 11 Heinrich, Don, CB, Washington, 1960  
 62/70 Hellestrae, Dale, OL, Southern Methodist, 1990-00  
 58 Hemsley, Nate, LB, Syracuse, 1997-99  
 56 Henderson, Thomas, LB, Langston, 1975-79  
 58/50 Hendrickson, Steve, LB, California, 1989  
 45 Hendrix, Manny, CB, Utah, 1986-91  
 85 Hendrix, Tim, TE, Tennessee, 1987  
 95 Hennings, Chad, DT, Air Force, 1992-00  
 72 Herchman, Bill, DT, Texas Tech, 1960-61  
 1 Herrera, Efren, K, UCLA, 1974, 1976-77  
 81 Hervey, Edward, WR, Southern Cal., 1995  
 21 Higgs, Mark, RB, Kentucky, 1989  
 32 Highsmith, Alonzo, FB, Miami, Fla., 1990-91  
 31 Hill, Bill, CB, Rutgers, 1987  
 35 Hill, Calvin, RB, Yale, 1969-74  
 25 Hill, Rod, CB, Kentucky State, 1982-83  
 80 Hill, Tony, WR, Stanford, 1977-86

- 60/90 Hill, Tony, DE, Tenn. Chattanooga, 1991-92  
 16 Hodge, Damon, WR, Alabama State, 2000  
 10 Hodson, Tommy, QB, Louisiana State, 1994  
 14 Hogeboom, Gary, QB, Central Michigan, 1980-85  
 23 Holloway, Johnny, CB, Kansas, 1986  
 47 Holmes, Clayton, CB, Carson-Newman, 1992-95  
 30 Holt, Issiac, CB, Alcorn State, 1989-92  
 24 Homan, Dennis, WR, Alabama, 1968-70  
 9 Hoopes, Mitch, P, Arizona, 1975  
 20 Horton, Ray, S, Washington, 1989-92  
 67 Houser, John, C/G, Redlands, 1960-61  
 86 Houston, Bill, WR, Jackson State, 1974  
 21 Howard, Carl, CB, Rutgers, 1984  
 99 Howard, David, LB, Cal. St. Long Beach, 1989-90  
 81 Howard, Percy, WR, Austin Peay, 1975  
 87 Howard, Ron, TE, Seattle, 1974-75  
 54 Howley, Chuck, LB, West Virginia, 1961-73  
 81 Howton, Bill, WR, Rice, 1960-63  
 51 Hoyem, Lynn, C/G, Cal. St. Long Beach, 1962-63  
 42 Hughes, Randy, S, Oklahoma, 1975-80  
 32 Hughes, Tyrone, CB, Nebraska, 1998  
 11 Humphrey, Buddy, QB, Baylor, 1961  
 79 Hunt, John, G/T, Florida, 1984  
 34 Hunter, Monty, S, Salem, 1982  
 52/58 Hurd, Jeff, LB, Kansas State, 1987  
 40 Hurt, Eric, CB, Cal. State San Jose, 1980  
 66 Husmann, Ed, DT, Nebraska, 1960  
 59 Hutcherson, Ken, LB, Livingston State, 1974  
 57/55 Huther, Bruce, LB, New Hampshire, 1977-80, 1983  
 66 Hutson, Tony, G, N.E. Oklahoma St., 1996-99

## I

- 88 Irvin, Michael, WR, Miami, Fla., 1988-99  
 10 Isbell, Joe Bob, G, Houston, 1962-65  
 81 Ismail, Raghib, WR, Notre Dame, 1999-00

## J

- 71 Jackson, Al, G, Louisiana State, 2000  
 32 Jackson, Tim, S, Nebraska, 1989  
 83 Jackson, Willie, WR, Florida, 1994  
 53 Jax, Garth, LB, Florida State, 1986-88  
 77 Jeffcoat, Jim, DE, Arizona State, 1983-94  
 81 Jeffers, Patrick, WR, Virginia, 1998  
 84 Jennings, Keith, TE, Clemson, 1989  
 37 Jensen, Jim, RB, Iowa, 1976  
 19 Jett, John, P, East Carolina, 1993-96  
 86 Johnson, Butch, WR, Calif.-Fresno, 1976-83  
 23 Johnson, Mike, CB, Kansas, 1966-69  
 64 Johnson, Mitch, G, UCLA, 1965  
 29 Johnson, Udra, RB, West Virginia, 1989  
 91 Johnson, Walter, DT, Pittsburgh, 1987  
 48 Johnston, Daryl, FB, Syracuse, 1989-99  
 51 Jones, Dale, LB, Tennessee State, 1987  
 39 Jones, E.J., RB, Kansas, 1987  
 72 Jones, Ed, DE, Tennessee State, 1974-78, 1980-89  
 23 Jones, James, RB, Mississippi State, 1980-82, 1984-85  
 97 Jones, Jimmie, DL, Miami, Fla., 1990-93  
 55 Jones, Robert, LB, East Carolina, 1992-95  
 55 Jordan, Lee Roy, LB, Alabama, 1963-76

## K

- 20 Kaiser, Jason, S, Culver-Stockton, 1999  
 57 Keller, Mike, LB, Michigan, 1972  
 60 Kennard, Derek, G, Nevada-Reno, 1994-96  
 68 Ker, Crawford, G, Florida, 1985-90  
 40 Key, Sean, S, Florida State, 2000  
 60 Killian, Gene, G, Tennessee, 1974  
 60 Kiner, Steve, LB, Tennessee, 1970  
 57 King, Angelo, LB, South Carolina State, 1981-83  
 63 Kiselak, Michael, C/G, Maryland, 1998-99  
 73 Kitzson, Syd, G, Wake Forest, 1984  
 79 Klein, Dick, T, Iowa, 1960  
 4 Knorr, Micah, P, Utah State, 2000  
 18 Kosar, Bernie, QB, Miami, Fla., 1993  
 35 Kowalczyk, Walt, RB, Michigan State, 1960  
 9 Kupp, Craig, QB, Pacific-Lutheran, 1991  
 67 Kupp, Jake, G, Washington, 1964-65  
 25 Kyle, Aaron, CB, Wyoming, 1976-79



## L

- 89 LaFleur, David, TE, Louisiana State, 1997-00  
 35 Laidlaw, Scott, RB, Stanford, 1975-79  
 38 Lang, David, RB, Northern Arizona, 1995  
 41 Larrimore, Kareem, CB, West Texas A&M, 2000  
 15 Laufenberg, Babe, QB, Indiana, 1989-90  
 25 Lassic, Derrick, RB, Alabama, 1993-94  
 29 Lavette, Robert, RB, Georgia Tech, 1985-87  
 66 Lawless, Burton, G, Florida, 1975-79  
 14 LeBaron, Eddie, QB, Pacific, 1960-63  
 34 Lester, Tim, FB, Eastern Kentucky, 1999  
 78 Lett, Leon, DL, Emporia State, 1991-00  
 50 Lewis, D.D., LB, Mississippi State, 1968, 1970-81  
 23 Lewis, Woodley, WR, Oregon, 1960  
 64/67 Lilja, George, C, Michigan, 1987  
 74 Lilly, Bob, DL, Texas Christian, 1961-74  
 97 Lilly, Kevin, DT, Tulsa, 1989  
 72/64 Liscio, Tony, T, Tulsa, 1963-64, 1966-71  
 20 Livingston, Bruce, DB, Arkansas Tech, 1987  
 41 Livingston, Warren, CB, Arizona, 1961-66  
 35 Lockett, J.W., RB, Central Oklahoma, 1961-62  
 56 Lockhart, Eugene, LB, Houston, 1984-90  
 25 Logan, Obert, S, Trinity Tex., 1965-66  
 56 Long, Bob, LB, UCLA, 1962  
 19 Longley, Clint, QB, Abilene Christian, 1974-75  
 18 Lothridge, Billy, P/QB, Georgia Tech, 1964  
 84/86 Lucky, Mike, TE, Arizona, 1999-00

## M

- 51 Manders, Dave, C, Michigan State, 1964-66, 1968-74  
 22 Manning, Wade, CB, Ohio State, 1979  
 31 Marion, Brock, S, Nevada-Reno, 1993-97  
 31 Marsh, Amos, RB, Oregon State, 1961-64  
 79 Martin, Harvey, DE, East Texas State, 1973-83  
 83 Martin, Kelvin, WR, Boston College, 1987-92, 1996  
 67 Maryland, Russell, DT, Miami, Fla., 1991-95  
 25 Mathews, Ray, WR, Clemson, 1960  
 23 Mathis, Kevin, CB, Texas A&M-Commerce, 1997-99  
 99 McCormack, Hurvin, DT, Indiana, 1994-98  
 70 McCreary, Bob, T, Wake Forest, 1961  
 40 McDaniels, David, WR, Mississippi Valley, 1968  
 14 McDonald, Paul, QB, Southern California, 1986-87  
 25 McDonald, Tommy, WR, Oklahoma, 1964  
 83 McGarity, Wane, WR, Texas, 1999-00  
 42 McIlhenny, Don, RB, Southern Methodist, 1960-61  
 90 McIntosh, Toddrick, DT, Florida State, 1994  
 67 McIver, Everett, G, Elizabeth City State, 1998-99  
 85 McKinnon, Dennis, WR, Florida St., 1990  
 82 McKnight, James, WR, Liberty, 1999-00  
 52 McLean, Scott, LB, Florida State, 1983  
 47 McNeil, Ryan, CB, Miami, Fla., 2000  
 35 McSwain, Chuck, RB, Clemson, 1983-84  
 70 Memmelear, Dale, G, Wyoming, 1962-63  
 17 Meredith, Don, QB, Southern Methodist, 1960-68  
 78 Meyers, John, DT, Washington, 1962-63  
 83 Mickey, Joey, TE, Oklahoma, 1993  
 7 Millen, Hugh, QB, Washington, 1993  
 83 Miller, Anthony, WR, Tennessee, 1997  
 3 Miller, Jim, P, Mississippi, 1983-84  
 85 Mills, Ernie, WR, Florida, 1998-99  
 34 Mitchell, Aaron, CB, Nevada-Las Vegas, 1979-80  
 82 Mitchell, Johnny, TE, Nebraska, 1996  
 27 Moble, Singor, S, Washington State, 1997-99  
 47 Moegle, Dick, S, Rice, 1961  
 23 Montgomery, Mike, RB/WR, Kansas State, 1972-73  
 24 Mooty, Jim, CB, Arkansas, 1960  
 37 Morgan, Dennis, RB, Western Illinois, 1974  
 14 Morton, Craig, QB, California, 1965-74  
 80 Murchison, Ota Lee, WR, Pacific, 1961  
 3 Murray, Eddie, K, Tulane, 1993, 1999  
 29 Myers, Greg, S, Colorado State, 2000  
 94 Myers, Michael, DL, Alabama, 1998-00  
 98 Myles, Godfrey, LB, Florida, 1991-96  
 62 Myslinski, Tom, G/C, Tennessee, 1999

## N

- 73 Neely, Ralph, G/T, Oklahoma, 1965-77  
 39 Neufeld, Ryan, FB, UCLA, 1999  
 44 Newhouse, Robert, FB, Houston, 1972-83  
 30 Newsome, Timmy, RB, Winston-Salem, 1980-88  
 67/61 Newton, Nate, G/T, Florida A&M, 1986-98  
 59 Nguyen, Dat, LB, Texas A&M, 1999-00  
 76 Niland, John, G, Iowa, 1966-74  
 75 Noble, Brandon, DT, Penn State, 1999-00  
 26 Nolan, Dick, S, Maryland, 1962  
 73 Noonan, Danny, DL, Nebraska, 1987-92  
 84 Norman, Pettis, TE, J.C. Smith, 1962-70  
 25 Norton, Jerry, S, Southern Methodist, 1962  
 51 Norton, Ken, LB, UCLA, 1988-93  
 84 Novacek, Jay, TE, Wyoming, 1990-96  
 76 Nutting, Ed, T, Georgia Tech, 1963  
 61 Nye, Blaine, G, Standord, 1968-76

## O

- 82 Ogden, Jeff, WR, Eastern Washington, 1998-99  
 62 Oswald, Paul, G, Kansas, 1988  
 76 Otto, Bob, DL, Idaho State, 1986  
 20 Overton, Jerry, S, Utah, 1963  
 31 Owens, Billy, DB, Pittsburgh, 1988

## P

- 62 Page, Craig, C, Georgia Tech, 2000  
 77 Page, Solomon, G/T, West Virginia, 1999-00  
 26 Palmer, Paul, RB, Temple, 1989  
 21 Parks, Billy, WR, Cal. St. Long Beach, 1972  
 62 Parrish, James, T, Temple, 1993-94  
 56 Patera, Jack, LB, Oregon, 1960-61  
 43 Patterson, Elvis, CB, Kansas, 1993  
 88 Pearson, Drew, WR, Tulsa, 1973-83  
 26 Pearson, Preston, RB, Illinois, 1975-80  
 9 Peete, Rodney, QB, Southern California, 1994  
 16 Pelluer, Steve, QB, Washington, 1984-88  
 59 Penn, Jesse, LB, Virginia Tech, 1985-87  
 22 Peoples, George, RB, Auburn, 1982  
 33 Percival, Mac, K, Texas Tech, 1974  
 43 Perkins, Don, RB, New Mexico, 1961-68  
 92 Perkins, Ray, DE, Virginia, 1987  
 39 Perryman, Robert, FB, Michigan, 1990  
 65 Petersen, Kurt, G, Missouri, 1980-85  
 58 Peterson, Calvin, LB, UCLA, 1974-75  
 81 Phillips, Kirk, WR, Tulsa, 1984  
 33 Pinder, Cyril, RB, Illinois, 1973  
 97 Pittman, Kavika, DE, McNeese St., 1996-99  
 73 Ploeger, Kurt, DL, Gustavus Adolphus, 1986  
 62 Poimboeuf, Lance, K, Southwest Louisiana, 1963  
 97 Ponder, David, DT, Florida State, 1985  
 86 Porterfield, Garry, DE, Tulsa, 1965  
 81 Powe, Karl, WR, Alabama State, 1985-86  
 75 Pozderac, Phil, T, Notre Dame, 1982-87  
 19 Price, Jim, TE, Stanford, 1993  
 52 Pruitt, Mickey, LB, Colorado, 1991-92  
 75 Pugh, Jethro, DT, Elizabeth City, 1965-78  
 61 Putnam, Duane, G, Pacific, 1960

## Q

- 11 Quinn, Mike, QB, Stephen F. Austin, 1998-99

## R

- 64 Rafferty, Tom, G/C, Penn State, 1976-89  
 60 Randall, Tom, G, Iowa State, 1978  
 88 Randle, Sonny, WR, Virginia, 1968  
 82 Reece, Beasley, CB/WR, North Texas, 1976  
 41 Reece, John, CB, Nebraska, 1997  
 68 Reese, Guy, DT, Southern Methodist, 1962-63  
 43 Reese, Izell, S, Alabama-Birmingham, 1998-00  
 30 Reeves, Dan, RB/QB, South Carolina, 1965-72  
 22 Renfro, Mel, DB/RB, Oregon, 1964-77  
 82 Renfro, Mike, WR, Texas Christian, 1984-87





- 19 **Rentzel, Lance**, WR, Oklahoma, 1967-70  
 76 **Reynolds, Jerry**, T, Nevada-Las Vegas, 1948  
 13 **Rhyme, Jerry**, QB, Tulsa, 1965-68  
 27 **Richards, Curvin**, RB, Pittsburgh, 1991-92  
 83 **Richards, Golden**, WR, Hawaii, 1973-78  
 70 **Richards, Howard**, G/T, Missouri, 1981-86  
 31 **Richardson, Gloster**, WR, Jackson State, 1971  
 88 **Ridgway, Colin**, P/K, Lamar Tech, 1965  
 42 **Ridlon, Jim**, S, Syracuse, 1963-64  
 30 **Riley, Earl**, S, Washington State, 2000  
 12 **Roach, John**, QB, Southern Methodist, 1964  
 87 **Roberts, Alfredo**, TE, Miami, Fla., 1991-92  
 45 **Robinson, Larry**, RB, Tennessee, 1973  
 56 **Roe, Bill**, LB, Colorado, 1960  
 50 **Rohrer, Jeff**, LB, Yale, 1982-87  
 56 **Roper, John**, LB, Texas A&M, 1993  
 36 **Ross, Dominique**, RB, Valdosta State, 1995-96  
 68 **Ross, Oliver**, T, Iowa State, 1998  
 88 **Rucker, Reggie**, WR, Boston University, 1970-71  
 9 **Ruzek, Roger**, K, Weber State, 1987-89

## S

- 87 **Saldi, Jay**, TE, South Carolina, 1976-82  
 89 **Salonen, Brian**, TE/LB, Montana, 1984-85  
 20 **Sandeman, Bill**, DT, Pacific, 1966  
 71 **Sanders, Deion**, CB/WR, Florida State, 1995-99  
 80 **Santiago, O.J.**, TE, Kent, 2000  
 39 **Sargent, Broderick**, FB, Baylor, 1989  
 8 **Sawyer, Buzz**, P, Baylor, 1987  
 4 **Saxon, Mike**, P, San Diego St., 1985-92  
 68 **Scarlett, Noel**, DT, Langston, 2000  
 78 **Schaum, Greg**, DE, Michigan State, 1976  
 65 **Schoenke, Ray**, T, Southern Methodist, 1963-64  
 66 **Schultz, Chris**, T, Arizona, 1983, 1985  
 52 **Schwartz, Jim**, LB, Purdue, 1994-96  
 77 **Scifres, Steve**, OL, Wyoming, 1997  
 47 **Scott, Chuck**, WR, Vanderbilt, 1987  
 68 **Scott, Herb**, G, Virginia Union, 1975-84  
 35 **Scott, Kevin**, RB, Stanford, 1989  
 52 **Scott, Sean**, LB, Maryland, 1988  
 22 **Scott, Victor**, DB, Colorado, 1984-88  
 10 **Secules, Scott**, QB, Virginia, 1968  
 6 **Seder, Tim**, K, Ashland, 2000  
 88 **Sellers, Ron**, WR, Florida State, 1972  
 1 **Septien, Rafael**, K, Southwest Louisiana, 1978-86  
 94/53 **Shannon, Randy**, LB, Miami, Fla., 1989-90  
 52 **Shaw, Robert**, C, Tennessee, 1979-81  
 67 **Shearin, Joe**, C, Texas, 1987  
 87/82 **Shepard, Derrick**, WR, Oklahoma, 1989-91  
 86 **Sherer, Dave**, P, Southern Methodist, 1960  
 86 **Sherrard, Mike**, WR, UCLA, 1966  
 63 **Shields, Joe**, OL, Portland State, 1987  
 50 **Shiver, Clay**, C, Florida State, 1996-98  
 46/25 **Shy, Les**, RB, Cal. St. Long Beach, 1966-69  
 82 **Simmons, Cleo**, TE, Jackson State, 1983  
 53 **Simmons, Dave**, LB, Georgia Tech, 1968  
 53 **Simmons, Victor**, LB, Central State, Ohio, 1987  
 65 **Slaton, Tony**, G, Southern Cal., 1990  
 42 **Smagala, Stan**, DB, Notre Dame, 1990-91  
 60 **Smerek, Don**, DL, Nevada-Reno, 1981-87  
 93 **Smith, Artie**, DT, Louisiana Tech, 1996  
 59 **Smith, Darrin**, LB, Miami, Fla., 1993-96  
 75/79 **Smith, Daryle**, T, Tennessee, 1987-88  
 39 **Smith, Donald**, S, Liberty, 1991  
 22 **Smith, Emmitt**, RB, Florida, 1990-00  
 24 **Smith, J.D.**, RB, No. Carolina A&T, 1965-66  
 81 **Smith, Jackie**, TE, Northwest Louisiana, 1978  
 64 **Smith, Jim Ray**, G/T, Baylor, 1963-64  
 82 **Smith, Jimmy**, WR, Jackson State, 1992  
 26 **Smith, Kevin**, CB, Texas A&M, 1992-99  
 57 **Smith, Myron**, LB, Louisiana Tech, 1998  
 67 **Smith, Sean**, DT, Grambling, 1989  
 36 **Smith, Tarik**, RB, California, 1998-99  
 33 **Smith, Timmy**, RB, Texas Tech, 1990  
 85 **Smith, Tody**, DL, Southern California, 1971-72  
 57 **Smith, Vinson**, LB, East Carolina, 1990-92, 1997  
 86 **Smith, Waddell**, WR, Kansas, 1984

- 18 **Snyder, Loren**, QB, Northern Colorado, 1987  
 54 **Solomon, Jesse**, LB, Florida State, 1989-90  
 46 **Solomon, Roland**, S, Utah, 1980  
 20 **Sparks, Phillippi**, CB, Arizona State, 2000  
 90 **Spellman, Alonzo**, DT, Ohio State, 1999-00  
 80 **Spivey, Sebron**, WR, Southern Illinois, 1987  
 55 **Spradlin, Danny**, LB, Tennessee, 1981-82  
 20 **Springs, Ron**, RB, Ohio State, 1979-84  
 65 **Stalls, Dave**, DE, Northern Colorado, 1977-79  
 12 **Staubach, Roger**, QB, Navy, 1969-79  
 81/82 **Steele, Robert**, WR, Northern Alabama, 1978  
 79/77 **Stephens, Larry**, DE, Texas, 1963-67  
 70/53 **Stepnoski, Mark**, G/C, Pittsburgh, 1989-94, 1999-00  
 28 **Stewart, Curtis**, RB, Auburn, 1989  
 40 **Stiger, Jim**, RB, Washington, 1963-65  
 83 **Stil, Bryan**, WR, Virginia Tech, 1999  
 56 **Stincic, Tom**, LB, Michigan, 1969-71  
 5 **Stoerner, Clint**, QB, Arkansas, 2000  
 31 **Stokes, Sim**, WR, Northern Colorado, 1967  
 65 **Stone, Ron**, T, Boston College, 1993-95  
 18 **Stout, Cliff**, QB, Youngstown St., 1990-91  
 24 **Stoutmire, Omar**, S, Fresno State, 1997-98  
 82 **Stowe, Otto**, WR, Iowa State, 1973  
 96 **Stubs, Daniel**, DE, Miami, Fla., 1990-91  
 30 **Studstill, Darren**, S, West Virginia, 1994  
 90 **Sturgis, Oscar**, DE, North Carolina, 1995  
 40 **Strayhorn, Les**, RB, East Carolina, 1973-74  
 55 **Strickland, Fred**, LB, Purdue, 1996-98  
 87 **Stynchula, Andy**, DE, Penn State, 1968  
 45 **Sualua, Nicky**, FB, Ohio State, 1997-98  
 72 **Sullivan, Mike**, T, Miami, Fla., 1991  
 51/57 **Swan, Russ**, LB, Virginia, 1987  
 19 **Sweeney, Kevin**, QB, Cal. St. Fresno, 1987-88

## T

- 71/72 **Talbert, Don**, DE/OT, Texas, 1962, 1965, 1971  
 25 **Tatalatasi, Junior**, RB, Washington State, 1989  
 30/31 **Teague, George**, S, Alabama, 1996, 1998-00  
 89 **Tennell, Derek**, TE, UCLA, 1992  
 27 **Thomas, Bill**, RB, Boston College, 1972  
 32 **Thomas, Blair**, RB, Penn State, 1994  
 51 **Thomas, Broderick**, LB, Nebraska, 1996-98  
 41 **Thomas, Dave**, CB, Tennessee, 1993-94  
 33 **Thomas, Duane**, RB, West Texas State, 1970-71  
 37 **Thomas, Ike**, CB, Bishop, 1971  
 59/44 **Thomas, Robert**, LB/FB, Henderson State, 1998-00  
 67 **Thompson, Broderick**, G, Kansas, 1985  
 77 **Thornton, Bruce**, DL, Illinois, 1979-81  
 32 **Thurman, Dennis**, DB, Southern California, 1978-85  
 59 **Timmer, Kirk**, LB, Montana State, 1987  
 98 **Tippins, Ken**, LB, Middle Tennessee St., 1989  
 63 **Titensor, Glen**, G, Brigham Young, 1981-86, 1988  
 53/50 **Tolbert, Brandon**, LB, Georgia, 1998-00  
 62/92 **Tolbert, Tony**, DL, Texas-El Paso, 1989-97  
 67 **Toomay, Pat**, DE, Vanderbilt, 1970-74  
 71 **Townes, Willie**, DE, Tulsa, 1966-68  
 27 **Tremble, Greg**, S, Georgia, 1995  
 87 **Truax, Billy**, TE, Louisiana State, 1971-73  
 50 **Tubbs, Jerry**, LB, Oklahoma, 1960-67  
 87 **Tucker, Jason**, WR, Texas Christian, 1999-00  
 71 **Tuinei, Mark**, OT/DL, Hawaii, 1983-97  
 57 **Turner, Jimmie**, LB, Presbyterian, 1984

## U

- 93 **Ulafale, Mike**, DT, Brigham Young, 1996  
 91 **Underwood, Dimitrius**, DL, Michigan State, 2000

## V

- 91 **Vanderbeek, Matt**, LB/DE, Michigan State, 1993-94  
 30 **Van Raaphorst, Dick**, K, Ohio State, 1964  
 37 **Vaughn, Lee**, DB, Wyoming, 1997  
 76 **Veingrad, Alan**, OL, E. Texas St., 1991-92  
 11 **Villanueva, Danny**, P/K, New Mexico State, 1965-67

## ALL-TIME ROSTER



### W

95 **Walen, Mark**, DT, UCLA, 1987-88  
 67 **Walker, Gary**, OL, Boston University, 1967  
 34 **Walker, Herschel**, RB, Georgia, 1986-89, 1996-97  
 57 **Walker, Louie**, LB, Colorado State, 1974  
 57 **Walker, Malcolm**, C, Rice, 1966-69  
 71 **Wallace, Rodney**, G/T, New Mexico, 1971-73  
 24 **Walls, Everson**, CB, Grambling, 1981-89  
 3 **Walsh, Steve**, QB, Miami, Fla., 1989-90  
 59 **Walter, Mike**, LB, Oregon, 1983  
 78 **Walton, Bruce**, G, UCLA, 1973-75  
 89 **Ware, Derek**, TE, Central Oklahoma, 1996  
 42 **Warren, Chris**, RB, Ferrum, 1998-00  
 5 **Warren, John**, P, Tennessee, 1983-84  
 37 **Washington, James**, S, UCLA, 1990-94  
 46 **Washington, Mark**, CB, Morgan State, 1970-78  
 41 **Waters, Charlie**, DB, Clemson, 1970-78, 1980-81  
 83 **Watkins, Kendall**, TE, Mississippi State, 1995  
 94 **Watts, Randy**, DE, Catawba, 1987  
 33 **Way, Russell**, LB, Rice, 1965  
 42 **Weich, Claxton**, RB, Oregon, 1969-71  
 66 **Wells, Norm**, G, Northwestern, 1980  
 65 **Westberry, Gary**, C, Hampton, 1967  
 46 **Whalen, James**, TE, Kentucky, 2000  
 30 **Wheaton, Kenny**, CB, Oregon, 1997-99  
 65/70 **White, Bob**, OL, Rhode Island, 1987-89  
 92 **White, Chris**, DE, Southern, 2000  
 11 **White, Danny**, QB/P, Arizona State, 1976-88  
 37 **White, Gerald**, FB, Michigan, 1987  
 54 **White, Randy**, DT/LB, Maryland, 1975-88  
 42 **Whitfield, A.D.**, RB, North Texas, 1965  
 53 **Whittingham, Fred**, LB, Cal. Poly SLO, 1969  
 12/10 **Widby, Ron**, P, Tennessee, 1968-71  
 70 **Widell, Dave**, T, Boston College, 1988-89  
 65 **Wilbur, John**, T, Stanford, 1966-69  
 32 **Wiley, Michael**, RB, Ohio State, 2000

42/25 **Williams, Charlie**, S, Bowling Green, 1995-00  
 79 **Williams, Erik**, T, Central (OH) State, 1991-00  
 36 **Williams, Joe**, RB, Wyoming, 1971  
 38 **Williams, John**, FB, Wisconsin, 1965  
 85 **Williams, Kevin**, WR, Miami, Fla., 1993-96  
 23 **Williams, Robert**, CB, Baylor, 1987-93  
 20 **Williams, Sherman**, RB, Alabama, 1995-99  
 80 **Williams, Stepfret**, WR, Northeast Louisiana, 1996-97  
 86 **Williams, Tyrone**, WR, Western Ontario, 1993  
 1 **Willis, Ken**, K, Kentucky, 1990-91  
 98 **Willis, Mitch**, DT, Southern Methodist, 1990  
 42 **Wilson, Robert**, FB, Texas A&M, 1994  
 81/45 **Wilson, Steve**, WR/CB, Howard, 1979-81  
 11/18 **Wilson, Wade**, QB, East Texas State, 1995-97  
 84 **Wisener, Gary**, WR, Baylor, 1960  
 28 **Woodson, Darren**, S, Arizona State, 1992-00  
 45 **Woolsey, Rolly**, DB, Boise State, 1975  
 57 **Wortham, Barron**, LB, Texas-El Paso, 2000  
 81 **Wright Alexander**, WR, Auburn, 1990-92  
 2 **Wright, Anthony**, QB, South Carolina, 2000  
 15 **Wright, Brad**, QB, New Mexico, 1982  
 41 **Wright, Charles**, DB, Tulsa, 1988  
 85/70 **Wright, Rayfield**, TE/T, Fort Valley State, 1967-79  
 73 **Wright, Steve**, T, Northern Iowa, 1981-82

### Y

78 **Youmans, Maury**, DE, Syracuse, 1964-65  
 30 **Young, Charles**, RB, North Carolina State, 1974-76

### Z

93 **Zellner, Peppi**, DE, Fort Valley State, 1999-00  
 6 **Zendejas, Luis**, K, Arizona State, 1987-89  
 62 **Zentic, Mike**, C, Oklahoma State, 1987  
 76 **Zimmerman, Jeff**, G, Florida, 1987-90

## Cowboys All-Time College Roster

Abilene Christian 1; Air Force 1; Alabama 8; Alabama A&M 1; Alabama-Birmingham 1; Alabama State 2; Albany State 1; Alcorn State 1; Amherst 1; Angelo State 1; Appalachian State 9; Arizona 6; Arizona State 9; Arkansas-Pine Bluff 1; Arkansas Tech 1; Ashland 1; Auburn 7; Austin College 1; Austin Peay 1; Baylor 13; Bethune-Cookman 1; Bishop 1; Boise State 1; Boston College 6; Boston University 2; Bowling Green 1; Brigham Young 2; California 3; Cal Poly SLO 2; Cal. St. Long Beach 4; Cal. St. Fresno 1; Cal. State Sacramento 1; Cal. State San Jose 2; Calif.-Riverside 1; Carson-Newman 2; Catawba 1; CCLA 1; Central Arkansas 1; Central Florida 1; Central Michigan 1; Central Oklahoma 2; Central State, Ohio 2; Clemson 6; Colorado 5; Colorado State 2; Culver-Stockton 1; Dayton 1; Duke 2; East Carolina 6; Eastern Illinois 1; Eastern Kentucky 1; Eastern Michigan 1; Eastern Washington 1; Elizabeth City 2; Emporia, Kansas State 1; Ferrum 1; Florida 10; Florida A&M 5; Florida State 12; Fordham 1; Fort Valley State 2; Fresno State 1;

Georgia 6; Georgia Tech 7; Grambling 2; Gustavus Adolphus 1; Hampton 1; Hawaii 5; Heidelberg 1; Henderson J.C. 1; Henderson State 1; Holy Cross 1; Houston 8; Howard 1; Humboldt State 2; Idaho State 1; Illinois 4; Indiana 5; Iowa 4; Iowa State 4; J.C. Smith 1; Jackson State 4; Jacksonville State 1; James Madison 2; Kansas 7; Kansas State 2; Kent 1; Kentucky 6; Kentucky State 1; Kutztown State 1; Lamar Tech 1; Langston 2; Liberty 3; Livingston State 1; Louisiana State 5; Louisiana Tech 3; Louisville 1; Marquette 2; Maryland 7; Massachusetts 1; McNeese State 2; Miami, Fla. 15; Michigan 7; Michigan State 13; Middle Tennessee State 1; Minnesota 1; Mississippi 6; Mississippi State 4; Mississippi Valley 1; Missouri 3; Montana 1; Montana State 2; Morgan State 2; Morningside College 1; Navy 1; Nebraska 9; Nevada-Las Vegas 4; Nevada-Reno 3; New Hampshire 1; New Mexico 4; New Mexico State 2; North Carolina 5; North Carolina A&T 2; North Carolina State 4; North Texas 3;

Northeast Louisiana 2; Northeastern Oklahoma 1; Northern Alabama 1; Northern Arizona 1; Northern Colorado 3; Northern Illinois 1; Northern Iowa 1; Northwest Louisiana 1; Northwestern 4; Notre Dame 5; Ohio State 9; Oklahoma 14; Oklahoma State 2; Oregon 8; Oregon State 2; Ouachita 1; Pacific 5; Pacific Lutheran 1; Pacific, Ore. 1; Penn State 4; Pennsylvania 1; Pittsburgh 8; Portland State 1; Prairie View 1; Presbyterian 1; Princeton 1; Purdue 3; Redlands 1; Rhode Island 1; Rice 8; Rutgers 2; Salem 1; San Diego State 2; Santa Clara 2; Savannah State 2; Seattle 1; Sonoma State 1; South Carolina 4; South Carolina State 2; Southern 4; Southern California 13; Southern Illinois 2; Southern Methodist 12;

Southern Mississippi 3; Southwest Louisiana 3; Stanford 9; Stephen F. Austin 2; Syracuse 7; Taylor 1; Temple 3; Tennessee 19; Tennessee-Chattanooga 2; Tennessee State 3; Texas 7; Texas A&M 14; Texas A&M-Commerce 4; Texas A&M-Kingsville 1; Texas Christian 7; Texas Southern 1; Texas Tech 3; Texas Wesleyan 1; Texas-El Paso 2; Trinity, Tex. 1; Trinity Valley C.C. 1; Troy State 1; Tulane 2; Tulsa 9; UCLA 13; Utah 6; Utah State 4; Valdosta State 1; Vanderbilt 3; Vienna, Austria 1; Villanova 1; Virginia 6; Virginia Tech 2; Virginia Union 1; Wake Forest 3; Washington 11; Washington State 3; Weber State 2; West Texas A&M 2; West Virginia 4; Western Illinois 1; Western Ontario 1; Winston-Salem 2; Wisconsin 2; Wyoming 6; Yale 2; Youngstown State 1.

### TOP SCHOOLS

Tennessee 19; Miami, Fla. 15; Texas A&M 14; Oklahoma 14; Baylor 13; Michigan State 13; Southern California 13; UCLA 13; Florida State 12; Southern Methodist 12; Washington 11; Florida 10; Arizona State 9; Nebraska 9; Ohio State 9; Stanford 9; Tulsa 9.



## Cowboys All-Time Roster by Number

1

Herrera, Efen, K, 1974, 1976-77  
 Septien, Rafael, K, 1978-86  
 Brady, Kerry, K, 1987  
 Willis, Ken, K, 1990-91

2

Elliott, Lin, K, 1992-93  
 Wright, Anthony, QB, 2000

3

Miller, Jim, P, 1983-84  
 Walsh, Steve, QB, 1989-90  
 Murray, Eddie, K, 1993, 1999  
 Cunningham, Richie, K, 1997-99

4

Saxon, Mike, P, 1985-92  
 Gowin, Toby, P, 1997-99  
 Knorr, Micah, P, 2000

5

Warren, John, P, 1983-84  
 Stoerner, Clint, QB, 2000

6

Zendejas, Luis, K, 1987-89  
 Seder, Tim, K, 2000

7

Beuerlein, Steve, QB, 1991-92  
 Millen, Hugh, QB, 1993  
 Cunningham, Randall, QB, 2000

8

Sawyer, Buzz, P, 1987  
 Aikman, Troy, QB, 1989-00

9

Hoopes, Mitch, P, 1975  
 Ruzek, Roger, K, 1987-89  
 Kupp, Craig, QB, 1991  
 Peete, Rodney, QB, 1994  
 Gonzalez, Daniel, QB, 1998

10

Widby, Ron, P, 1968-71  
 (Widby also wore #12)  
 Carrell, Duane, P, 1974  
 Collier, Reggie, QB, 1986  
 Armstrong, Jimmy, DB, 1987  
 (Armstrong also wore #35)  
 Secules, Scott, QB, 1988  
 Hodson, Tommy, QB, 1994  
 Baker, Jon, K, 1995  
 Cantrell, Barry, P, 2000

11

Heinrich, Don, QB, 1960  
 Humphrey, Buddy, QB, 1961  
 Gibbs, Sonny, QB, 1963  
 Villanueva, Danny, P/K, 1965-67  
 Belden, Bob, QB, 1969-70  
 White, Danny, QB/P, 1976-88  
 Wilson, Wade, QB, 1995-97  
 (Wilson also wore #18)  
 Quinn, Mike, QB, 1998-99

12

Roach, John, QB, 1964  
 Widby, Ron, P, 1968-71  
 (Widby also wore #10)  
 Staubach, Roger, QB, 1969-79

13

Rhyme, Jerry, QB, 1965-68

14

LeBaron, Eddie, QB, 1960-63  
 Morton, Craig, QB, 1965-74  
 Hogeboom, Gary, QB, 1980-85  
 McDonald, Paul, QB, 1986-87

15

Fritsch, Toni, K, 1971-73, 1975  
 Widby, Brad, QB, 1982  
 Burbage, Cornell, WR, 1987-89  
 (Burbage also wore #89 and #82)  
 Laufenberg, Babe, QB, 1989-90

16

Pelluer, Steve, QB, 1984-88  
 Hodge, Damon, WR, 2000

17

Meredith, Don, QB, 1960-68  
 Clark, Mike, K, 1968-71, 1973  
 (Clark also wore #83)  
 Carmichael, Harold, WR, 1984  
 Garrett, Jason, QB, 1993-99

18

Lothridge, Billy, P/QB, 1964  
 Carano, Glenn, QB, 1977-83  
 Snyder, Loren, QB, 1987  
 Stoudt, Cliff, QB, 1990-91  
 Kosar, Bernie, QB, 1993  
 Boniol, Chris, K, 1994-96  
 Wilson, Wade, QB, 1995-97  
 (Wilson also wore #11)

19

Rentzel, Lance, WR, 1967-70  
 Alworth, Lance, WR, 1971-72  
 Longley, Clint, QB, 1974-75  
 Sweeney, Kevin, QB, 1987-88  
 Jett, John, P, 1993-96

20

Bercich, Bob, S, 1960-61  
 Overton, Jerry, S, 1963  
 Renfro, Mel, DB/RB, 1964-77  
 Springs, Ron, RB, 1979-84  
 Livingston, Bruce, DB, 1987  
 Horton, Ray, S, 1989-92  
 Williams, Sherman, RB, 1995-99  
 Kaiser, Jason, S, 1999  
 Sparks, Phillippi, CB, 2000

21

Gregory, Glynn, WR/DB, 1961-62  
 Daniels, Dick, S, 1966-68  
 (Daniels also wore #45)  
 Parks, Billy, WR, 1972  
 Dennison, Doug, RB, 1974-78  
 Howard, Carl, CB, 1984  
 Adams, David, RB, 1987

Higgs, Mark, RB, 1988  
 Dixon, James, WR/RB, 1989-91  
 (Dixon also wore #86)  
 Brice, Alundis, CB, 1995-96  
 (Brice also wore #23 and #29)  
 Sanders, Deion, CB/NR, 1995-99

22

Butler, Bill, S, 1960  
 Bullocks, Amos, RB, 1962-64  
 Hayes, Bob, WR, 1965-74  
 Manning, Wade, CB, 1979  
 Peoples, George, RB, 1982  
 Scott, Victor, DB, 1984-88  
 Smith, Emmitt, RB, 1990-00

23

Lewis, Woodley, WR, 1960  
 Johnson, Mike, CB, 1966-69  
 Adkins, Margene, WR, 1970-71  
 Montgomery, Mike, RB/WR, 1972-73  
 Jones, James, RB, 1980-82, 1984-85  
 Holloway, Johnny, CB, 1986  
 Williams, Robert, CB, 1987-93  
 Bailey, Robert, CB, 1995  
 Brice, Alundis, CB, 1995-96  
 (Brice also wore #21 and #29)  
 Frazier, Derrick, CB, 1996  
 Mathis, Kevin, CB, 1997-99  
 Goodrich, Dwayne, CB, 2000

24

Mooty, Jim, CB, 1960  
 Smith, J.D., RB, 1965-66  
 Homan, Dennis, WR, 1968-70  
 Blackwell, Alois, RB, 1978-79  
 Walls, Everson, CB, 1981-89  
 Brown, Larry, CB, 1991-95, 1998  
 (Brown also wore #34)  
 Harper, Roger, S, 1996  
 Stoutmire, Omar, S, 1997-98  
 Adams, Vashone, S, 1999

25

Mathews, Ray, WR, 1960  
 Nolan, Dick, S, 1962  
 Norton, Jerry, S, 1962  
 McDonald, Tommy, WR, 1964  
 Logan, Obert, S, 1965-66  
 Shy, Les, RB, 1966-69  
 (Shy also wore #46)  
 Kyle, Aaron, CB, 1976-79  
 Hill, Rod, CB, 1982-83  
 Tautalatasi, Junior, RB, 1989  
 Lassic, Derrick, RB, 1993-94  
 Case, Scott, S, 1995  
 Williams, Charlie, S, 1995-00  
 (Williams also wore #42)

26

Dial, Buddy, WR, 1964-66  
 Adderley, Herb, CB, 1970-72  
 Pearson, Preston, RB, 1975-80  
 Downs, Michael, S, 1981-88  
 Palmer, Paul, RB, 1989  
 Smith, Kevin, CB, 1992-99

27

Gaechter, Mike, S, 1962-69  
 Thomas, Bill, RB, 1972  
 Fellows, Ron, CB, 1981-86  
 Haynes, Tommy, S, 1987



Richards, Curvin, RB, 1991-92  
 Everett, Thomas, S, 1992-93  
 (Everett also wore #31)  
 Tremble, Greg, S, 1995  
 Mobley, Singor, S, 1997-99  
 Edwards, Mario, CB, 2000

28

Granger, Norm, RB, 1984  
 Blount, Alvin, RB, 1987  
 Stewart, Curtis, RB, 1989  
 Woodson, Darren, S, 1992-00

29

Lavette, Robert, RB, 1985-87  
 Green, Alex, CB, 1987  
 (Green also wore #48)  
 Johnson, Udra, RB, 1989  
 Gant, Kenneth, CB, 1990-94  
 Brice, Alundis, CB, 1995-96  
 (Brice also wore #21 and #23)  
 Billups, Terry, CB, 1998  
 Akins, Chris, S, 1999-00  
 Myers, Greg, S, 2000

30

Dowdle, Mike, RB/LB, 1960-62  
 Van Raaphorst, Dick, K, 1964  
 Reeves, Dan, RB/QB, 1965-72  
 Young, Charles, RB, 1974-76  
 Newsome, Timmy, RB, 1980-88  
 Holt, Issiac, CB, 1989-92  
 Studstill, Darren, S, 1994  
 Teague, George, S, 1996, 1998-00  
 (Teague also wore #31)  
 Wheaton, Kenny, CB, 1997-99  
 Riley, Earl, S, 2000

31

Cone, Fred, K, 1960  
 Marsh, Amos, RB, 1961-64  
 Stokes, Sim, WR, 1967  
 Brown, Otto, DB, 1969  
 Richardson, Gloster, WR, 1971  
 Barnes, Benny, DB, 1972-82  
 Allen, Gary, RB, 1983-84  
 Hill, Bill, CB, 1987  
 Owens, Billy, DB, 1988  
 Everett, Thomas, S, 1992-93  
 (Everett also wore #27)  
 Marion, Brock, S, 1993-97  
 Teague, George, S, 1996, 1998-00  
 (Teague also wore #30)

32

Franckhauser, Tom, CB, 1960-61  
 Garrison, Walt, RB, 1966-74  
 Thurman, Dennis, DB, 1978-85  
 Jackson, Tim, S, 1989  
 Highsmith, Alonzo, FB, 1990-91  
 Thomas, Blair, RB, 1994  
 Hughes, Tyrone, CB, 1998  
 Wiley, Michael, RB, 2000

33

Babb, Gene, LB/RB, 1960-61  
 Hayes, Wendell, RB, 1963  
 Wayt, Russell, LB, 1965  
 Thomas, Duane, RB, 1970-71  
 Pinder, Cyril, RB, 1973  
 Percival, Mac, K, 1974  
 Dorsett, Tony, RB, 1977-87  
 Brown, Eric, DB, 1989  
 Smith, Timmy, RB, 1990

34

Doelling, Fred, S, 1960  
 Douglas, Merrill, RB, 1961  
 Green, Cornell, DB, 1962-74  
 Mitchell, Aaron, CB, 1979-80  
 Hunter, Monty, S, 1982  
 Walker, Herschel, RB, 1986-89, 1996-97  
 Agee, Tommie, FB, 1990-94  
 Brown, Larry, CB, 1991-95, 1998  
 (Brown also wore #24)  
 Lester, Tim, FB, 1999

35

Kowalczyk, Walt, RB, 1960  
 Lockett, J.W., RB, 1961-62  
 Gent, Pete, WR/TE, 1964-68  
 Hill, Calvin, RB, 1969-74  
 Laidlaw, Scott, RB, 1975-79  
 McSwain, Chuck, RB, 1983-84  
 Armstrong, Jimmy, DB, 1987  
 (Armstrong also wore #10)  
 Scott, Kevin, RB, 1989  
 Davis, Wendell, CB, 1996-99  
 Chancey, Robert, RB, 1999  
 Hambrick, Troy, RB, 2000

36

Bielski, Dick, TE, 1960-61  
 Williams, Joe, RB, 1971  
 Brinson, Larry, RB, 1977-79  
 Albritton, Vince, S/LB, 1984-91  
 Ross, Dominique, RB, 1995-96  
 Smith, Tarik, RB, 1998-99

37

Dunn, Perry Lee, RB, 1964-65  
 Clark, Phil, DB, 1967-69  
 Thomas, Ike, CB, 1971  
 Morgan, Dennis, RB, 1974  
 Jensen, Jim, RB, 1976  
 White, Gerald, FB, 1987  
 Washington, James, S, 1990-94  
 Vaughn, Lee, DB, 1997

38

Baker, Sam, P/K, 1962-63  
 Williams, John, FB, 1985  
 Francis, Ron, CB, 1987-90  
 Hall, Chris, S, 1993  
 Lang, David, RB, 1995  
 Hawthorne, Duane, CB, 1999-00

39

Jones, E.J., RB, 1987  
 Sargent, Broderick, FB, 1989  
 Perryman, Robert, FB, 1990  
 Smith, Donald, S, 1991  
 Gainer, Derrick, RB, 1992-93  
 Neufeld, Ryan, FB, 1999

40

Harris, Jim, S, 1961  
 Stiger, Jim, RB, 1963-65  
 Conrad, Bobby Joe, WR, 1969  
 Strayhorn, Les, RB, 1973-74  
 Hurt, Eric, CB, 1980  
 Bates, Bill, S, 1983-97  
 Key, Sean, S, 2000

41

Livingston, Warren, CB, 1961-66  
 Waters, Charlie, DB, 1970-78, 1980-81

Coleman, Anthony, DB, 1987  
 Wright, Charles, DB, 1988  
 Thomas, Dave, CB, 1993-94  
 Reece, John, CB, 1997  
 Larrimore, Kareem, CB, 2000

42

McIlhenny, Don, RB, 1960-61  
 Ridlon, Jim, S, 1963-64  
 Whitfield, A.D., RB, 1965  
 Welch, Claxton, RB, 1969-71  
 Hughes, Randy, S, 1975-80  
 Easmon, Ricky, DB, 1985  
 Clack, Darryl, RB, 1986-89  
 Smagala, Stan, DB, 1990-91  
 Wilson, Robert, FB, 1994  
 Williams, Charlie, S, 1995-00  
 (Williams also wore #25)  
 Warren, Chris, RB, 1998-00

43

Perkins, Don, RB, 1961-68  
 Harris, Cliff, S, 1970-79  
 Patterson, Elvis, CB, 1993  
 Briggs, Greg, S, 1995  
 Reese, Izell, S, 1998-00

44

Bishop, Don, CB, 1960-65  
 Newhouse, Robert, FB, 1972-83  
 Gowdy, Cornell, DB, 1986  
 Courville, Vince, WR, 1987  
 (Courville also wore #81)  
 Brooks, Michael, S, 1990  
 Coleman, Lincoln, RB, 1993-94  
 Thomas, Robert, LB/FB, 1998-00  
 (Thomas also wore #59)

45

Dupre, L.G., RB, 1960-61  
 Daniels, Dick, S, 1966-68  
 (Daniels also wore #21)  
 Flowers, Richmond, S, 1969-71  
 Robinson, Larry, RB, 1973  
 Woolsey, Rolly, DB, 1975  
 Wilson, Steve, WR/CB, 1979-81  
 (Wilson also wore #81)  
 Hendrix, Manny, CB, 1986-91  
 Sualua, Nicky, FB, 1997-98

46

Shy, Les, RB, 1966-69  
 (Shy also wore #25)  
 Baynham, Craig, RB, 1967-69  
 Washington, Mark, CB, 1970-78  
 Solomon, Roland, S, 1980  
 Fowler, Todd, FB, 1985-88  
 Blake, Ricky, RB, 1991  
 Fishback, Joe, S, 1993-94  
 Whalen, James, TE, 2000

47

Moegle, Dick, S, 1961  
 Clinkscale, Dexter, S, 1980, 1982-85  
 Scott, Chuck, WR, 1987  
 Holmes, Clayton, CB, 1992-95  
 McNeil, Ryan, CB, 2000

48

Green, Alex, CB, 1987  
 (Green also wore #29)  
 Johnston, Daryl, FB, 1989-99





50

Tubbs, Jerry, LB, 1960-67  
 Lewis, D.D., LB, 1968, 1970-81  
 Rohrer, Jeff, LB, 1982-87  
 Hendrickson, Steve, LB, 1989  
 (Hendrickson also wore #58)  
 Harper, Dave, LB, 1990  
 Brownlow, Darrick, LB, 1991, 1994  
 (Brownlow also wore #59)  
 Abrams, Bobby, LB, 1992-93  
 Shiver, C, 1996-98  
 Tolbert, Brandon, LB, 1998-00  
 (Tolbert also wore #53)

51

Braatz, Tom, LB, 1960  
 Hoyem, Lynn, C/G, 1962-63  
 Manders, Dave, C, 1964-66, 1968-74  
 Dickerson, Anthony, LB, 1980-84  
 Jones, Dale, LB, 1987  
 Swan, Russ, LB, 1987  
 (Swan also wore #57)  
 Norton, Ken, LB, 1988-93  
 Thomas, Broderick, LB, 1996-98

52

Hansen, Wayne, LB, 1960  
 Edwards, Dave, LB, 1963-75  
 Eidson, Jim, G/C, 1976  
 Shaw, Robert, C, 1979-81  
 McLean, Scott, LB, 1983  
 Cannon, Billy, LB, 1984  
 Duliban, Chris, LB, 1987  
 Hurd, Jeff, LB, 1987  
 (Hurd also wore #58)  
 Scott, Sean, LB, 1988  
 Pruitt, Mickey, LB, 1991-92  
 Schwantz, Jim, LB, 1994-96  
 Coakley, Dexter, LB, 1997-00

53

Connelly, Mike, C, 1960-67  
 (Connelly also wore #54)  
 Simmons, Dave, LB, 1968  
 Whittingham, Fred, LB, 1969  
 Babinecz, John, LB, 1972-73  
 Breunig, Bob, LB, 1975-84  
 Jax, Garth, LB, 1986-88  
 Simmons, Victor, LB, 1987  
 Eiam, Onzy, LB, 1989  
 Shannon, Randy, LB, 1989-90  
 (Shannon also wore #94)  
 Stepnoski, Mark, C, 1969-94, 1999-00  
 (Stepnoski also wore #70)  
 Donaldson, Ray, C, 1995-96  
 Tolbert, Brandon, LB, 1998-00  
 (Tolbert also wore #50)

54

Connelly, Mike, C, 1960-67  
 (Connelly also wore #53)  
 Howley, Chuck, LB, 1961-73  
 White, Randy, DT/LB, 1975-88  
 Solomon, Jesse, LB, 1989-90  
 Fieldings, Anthony, LB, 1995  
 Hardy, Darryl, LB, 1995, 1997  
 Hambrick, Darren, LB, 1998-00

55

Jordan, Lee Roy, LB, 1963-76  
 Huther, Bruce, LB, 1977-80, 1983  
 (Huther also wore #57)  
 Spradlin, Danny, LB, 1981-82  
 DeOssie, Steve, LB, 1984-88  
 Flaherty, Harry, LB, 1987

Del Rio, Jack, LB, 1989-91  
 Jones, Robert, LB, 1992-95  
 Strickland, Fred, LB, 1996-98  
 Hall, Lemanski, LB, 1999

56

Patera, Jack, LB, 1960-61  
 Long, Bob, LB, 1962  
 Hays, Harold, LB, 1963-67  
 Stincic, Tom, LB, 1969-71  
 Barnes, Rodrigo, LB, 1973-74  
 Henderson, Thomas, LB, 1975-79  
 Roe, Bill, LB, 1980  
 Lockhart, Eugene, LB, 1984-90  
 Roper, John, LB, 1993  
 Barnes, Reggie, LB, 1995  
 Godfrey, Randall, LB, 1996-99  
 Grant, Orantes, LB, 2000

57

Walker, Malcolm, C, 1966-69  
 Keller, Mike, LB, 1972  
 Walker, Louie, LB, 1974  
 Davis, Kyle, C, 1975  
 Huther, Bruce, LB, 1977-80, 1983  
 (Huther also wore #55)  
 King, Angelo, LB, 1981-83  
 Turner, Jimmie, LB, 1984  
 Burton, Ron, LB, 1987-89  
 Swan, Russ, LB, 1987  
 (Swan also wore #51)  
 Smith, Vinson, LB, 1990-92, 1997  
 Campos, Alan, LB, 1996  
 Smith, Myron, LB, 1998  
 Coryatt, Quentin, LB, 1999  
 Wortham, Barron, LB, 2000

58

Peterson, Calvin, LB, 1974-75  
 Hegman, Mike, LB, 1976-88  
 Hurd, Jeff, LB, 1987  
 (Hurd also wore #52)  
 Hendrickson, Steve, LB, 1989  
 (Hendrickson also wore #50)  
 Edwards, Dixon, LB, 1991-95  
 Hemsley, Nate, LB, 1997-99  
 Bowden, Joe, LB, 2000

59

Hutcherson, Ken, LB, 1974  
 Capone, Warren, LB, 1975  
 Brown, Guy, LB, 1977-82  
 Walter, Mike, LB, 1983  
 Penn, Jesse, LB, 1985-87  
 Timmer, Kirk, LB, 1987  
 Cobb, Garry, LB, 1988-89  
 Brownlow, Darrick, LB, 1991, 1994  
 (Brownlow also wore #50)  
 Smith, Darrin, LB, 1993-96  
 Thomas, Robert, LB/FB, 1998-00  
 (Thomas also wore #44)  
 Nguyen, Dat, LB, 1999-00

60

Guy, Buzz, G, 1960  
 Isbell, Joe Bob, G, 1962-65  
 Burkett, Jackie, LB, 1968-69  
 Kiner, Steve, LB, 1970  
 Caffey, Lee Roy, LB, 1971  
 Killian, Gene, G, 1974  
 Randall, Tom, G, 1978  
 Smerek, Don, DL, 1981-87  
 Hamel, Dean, DT, 1989-90  
 Hill, Tony, DE, 1991-92  
 (Hill also wore #90)

Kennard, Derek, G, 1994-96  
 Brymer, Chris, C/G, 1999

61

Putnam, Duane, G, 1960  
 Green, Allen, P/K, 1961  
 Nye, Blaine, G, 1968-76  
 Cooper, Jim, OL, 1977-86  
 Newton, Nate, G/T, 1986-98  
 (Newton also wore #67)  
 Garmon, Kelvin, G, 2000

62

Healy, Don, DT, 1960-61  
 (Healy also wore #78)  
 Cvercko, Andy, G, 1961-62  
 Poimboeuf, Lance, K, 1963  
 Donohue, Leon, G, 1965-67  
 Fitzgerald, John, C, 1971-80  
 Baldinger, Brian, OL, 1982-84, 1986-87  
 Zentic, Mike, C, 1987  
 Brotzki, Bob, T, 1988  
 Oswald, Paul, G, 1988  
 Tolbert, Tony, DL, 1989-97  
 (Tolbert also wore #92)  
 Hellestrae, Dale, OL, 1990-00  
 (Hellestrae also wore #70)  
 Parrish, James, T, 1993-94  
 Myslinski, Tom, G/C, 1999  
 Page, Craig, C, 2000

63

Falls, Mike, G, 1960-61  
 Cole, Larry, DL, 1968-80  
 Titensor, Glen, G, 1981-86, 1988  
 Shields, Joe, OL, 1987  
 Brinkley, Lester, DL, 1990  
 Gesek, John, G, 1990-93  
 (Gesek also wore #67)  
 Hannah, Shane, G, 1995  
 Flannery, John, G, 1996-97  
 Kiselak, Michael, C/G, 1998-99

64

Grottkau, Bob, G, 1961  
 Liscio, Tony, T, 1963-64, 1966-71  
 (Liscio also wore #72)  
 Smith, Jim Ray, G/T, 1963-64  
 Johnson, Mitch, G, 1965  
 Hagen, Halvor, C/G, 1969-70  
 Arneson, Jim, C/G, 1973-74  
 Rafferty, Tom, G/C, 1976-89  
 Lilja, George, C, 1987  
 (Lilja also wore #67)  
 Diaz, Jorge, G, 2000

65

Schoenke, Ray, T, 1963-64  
 Wilbur, John, T, 1966-69  
 Stalls, Dave, DE, 1977-79  
 Petersen, Kurt, G, 1980-85  
 Westberry, Gary, C, 1987  
 White, Bob, OL, 1987-89  
 (White also wore #70)  
 Slaton, Tony, G, 1990  
 Stone, Ron, T, 1993-95

66

Husmann, Ed, DT, 1960  
 Andrie, George, DE, 1962-72  
 Lawless, Burton, G, 1975-79  
 Wells, Norm, G, 1980  
 Schultz, Chris, T, 1983, 1985  
 Baker, Jesse, DE, 1986



Gogan, Kevin, T, 1987-93  
 Hutson, Tony, G, 1996-99  
 Fricke, Ben, C, 1999-00  
 (Fricke also wore #69)

67

Houser, John, C/G, 1960-61  
 Kupp, Jake, G, 1964-65  
 Toomay, Pat, DE, 1970-74  
 Donovan, Pat, T, 1975-83  
 Thompson, Broderick, G, 1985  
 Newton, Nate, G/T, 1986-98  
 (Newton also wore #61)  
 Lija, George, C, 1987  
 (Lija also wore #64)  
 Walker, Gary, OL, 1987  
 Shearin, Joe, C, 1987  
 Smith, Sean, DT, 1989  
 Gesek, John, G, 1990-93  
 (Gesek also wore #63)  
 Maryland, Russell, DT, 1991-95  
 McIver, Everett, G, 1998-99

68

Reese, Guy, DT, 1962-63  
 Boeke, Jim, T, 1964-67  
 Scott, Herb, G, 1975-84  
 Ker, Crawford, G, 1985-90  
 Cornish, Frank, C, 1992-94  
 Batiste, Michael, DT/G, 1995  
 Ross, Oliver, T, 1998  
 Scarlett, Noel, DT, 2000

69

Hegamin, George, T, 1994-97  
 Fricke, Ben, G/C, 1999-00  
 (Fricke also wore #66)

70

McCreary, Bob, T, 1961  
 Memmear, Dale, G, 1962-63  
 Sandeman, Bill, DT, 1966  
 Wright, Rayfield, TE/T, 1967-79  
 (Wright also wore #85)  
 Richards, Howard, G/T, 1981-86  
 White, Bob, OL, 1987-89  
 (White also wore #65)  
 Stepnoski, Mark, C, 1989-94, 1999-00  
 (Stepnoski also wore #53)  
 Hellestrae, Dale, OL, 1990-00  
 (Hellestrae also wore #62)

71

Dickson, Paul, T, 1960  
 Granger, Charlie, T, 1961  
 Talbert, Don, DE/OT, 1962, 1965, 1971  
 (Talbert also wore #72)  
 Townes, Willie, DE, 1966-68  
 Wallace, Rodney, G/T, 1971-73  
 Frederick, Andy, T, 1977-81  
 Tuinei, Mark, OT/DL, 1983-97  
 Dwyer, Mike, DT, 1987  
 Jackson, Al, G, 2000

72

Herchman, Bill, DT, 1960-61  
 Talbert, Don, DE/OT, 1962, 1965, 1971  
 (Talbert also wore #71)  
 Liscio, Tony, T, 1963-64, 1966-71  
 (Liscio also wore #64)  
 Jones, Ed, DE, 1974-78, 1980-89  
 Cheek, Louis, OL, 1990  
 Sullivan, Mike, T, 1991  
 Childress, Ray, DT, 1996

73

Fisher, Ray, T, 1960  
 Clark, Monte, T, 1962  
 Neely, Ralph, G/T, 1965-77  
 Wright, Steve, T, 1981-82  
 Kitson, Syd, G, 1984  
 Ploeger, Kurt, DL, 1986  
 Burnette, Dave, T, 1987  
 Noonan, Danny, DL, 1987-92  
 Allen, Larry, G/T, 1994-00

74

Lilly, Bob, DL, 1961-74

75

Fry, Bob, T, 1960-64  
 Pugh, Jethro, DT, 1965-78  
 Pozderac, Phil, T, 1982-87  
 Smith, Daryle, T, 1987-88  
 (Smith also wore #79)  
 Carter, Jon, DT, 1989  
 Casillas, Tony, DT, 1991-93, 1996-97  
 Noble, Brandon, DT, 1999-00

76

Gonzaga, John, DE, 1960  
 Nutting, Ed, T, 1963  
 Frank, Bill, T, 1964  
 Diehl, John, DT, 1965  
 Niland, John, G, 1966-74  
 Bethea, Larry, DL, 1978-83  
 Aughtman, Dowe, OL, 1984  
 Otto, Bob, DL, 1986  
 Zimmerman, Jeff, G, 1987-90  
 Veingrad, Alan, OL, 1991-92  
 Reynolds, Jerry, T, 1994  
 Adams, Flozell, G/T, 1998-00

77

Bradfute, Byron, T, 1960-61  
 Brock, Clyde, DT, 1962-63  
 Stephens, Larry, DE, 1963-67  
 (Stephens also wore #79)  
 Colvin, Jim, DT, 1964-66  
 East, Ron, DT, 1967-70  
 (East also wore #79)  
 Gregory, Bill, DL, 1971-77  
 Thornton, Bruce, DL, 1979-81  
 Jeffcoat, Jim, DE, 1983-94  
 Cisowski, Steve, T, 1987  
 Scifres, Steve, OL, 1997  
 Davis, Nathan, DT, 1998-99  
 (Davis also wore #99)  
 Page, Solomon, G/T, 1999-00

78

Healy, Don, DT, 1960-61  
 (Healy also wore #62)  
 Meyers, John, DT, 1962-63  
 Youmans, Maury, DE, 1964-65  
 Asher, Bob, T, 1970  
 Walton, Bruce, G, 1973-75  
 Schaum, Greg, DE, 1976  
 Dutton, John, DL, 1979-86  
 Widell, Dave, T, 1988-89  
 Lett, Wilson, DL, 1991-00

79

Klein, Dick, T, 1960  
 Frost, Ken, DT, 1961-62  
 Stephens, Larry, DE, 1963-67  
 (Stephens also wore #77)  
 East, Ron, DT, 1967-70  
 (East also wore #77)

Gregg, Forrest, G/T, 1971  
 Martin, Harvey, DE, 1973-83  
 Hunt, John, G/T, 1984  
 Cesario, Sal, G, 1987  
 Smith, Daryle, T, 1987-88  
 (Smith also wore #75)  
 Broughton, Willie, DT, 1989-90  
 Williams, Erik, T, 1991-00

80

Murchison, Ola Lee, WR, 1961  
 Folkins, Lee, TE, 1962-64  
 (Folkins also wore #83)  
 Barnes, Gary, WR, 1963  
 McDaniels, David, WR, 1968  
 Hill, Tony, WR, 1977-86  
 Barksdale, Rod, WR, 1987  
 Spivey, Sebron, WR, 1987  
 Gay, Everett, WR, 1988  
 Ford, Bernard, WR, 1989  
 Harris, Rod, WR, 1990  
 Harper, Alvin, WR, 1991-94, 1999  
 (Harper also wore #82)  
 Gadsden, Oronde, WR, 1995  
 Williams, Stepfret, WR, 1996-97  
 Santiago, O.J., TE, 2000  
 Fontenot, Chris, TE, 2000

81

Howton, Bill, WR, 1960-63  
 Bateman, Marv, P, 1972-74  
 Howard, Percy, WR, 1975  
 Steele, Robert, WR, 1978  
 (Steele also wore #82)  
 Smith, Jackie, TE, 1978  
 Wilson, Steve, WR/CB, 1979-81  
 (Wilson also wore #45)  
 Phillips, Kirk, WR, 1984  
 Powe, Karl, WR, 1985-86  
 Courville, Vince, WR, 1987  
 (Courville also wore #44)  
 Edwards, Kelvin, WR, 1987-88  
 (Edwards also wore #87)  
 Ankrum, Scott, WR, 1989  
 Wright Alexander, WR, 1990-92  
 Daniel, Tim, WR, 1993  
 Galbraith, Scott, TE, 1993-94, 1997  
 (Galbraith also wore #89)  
 Hervey, Edward, WR, 1995  
 Armstrong, Tyji, TE, 1996  
 Jeffers, Patrick, WR, 1998  
 Ismail, Raghbi, WR, 1999-00

82

Clarke, Frank, TE/WR, 1960-67  
 Stowe, Otto, WR, 1973  
 Reece, Beasley, CB/WR, 1976  
 Steele, Robert, WR, 1978  
 (Steele also wore #81)  
 Simmons, Cleo, TE, 1983  
 Renfro, Mike, WR, 1984-87  
 Burbage, Cornell, WR, 1987-89  
 (Burbage also wore #15 and #89)  
 Shepard, Derrick, WR, 1989-91  
 (Shepard also wore #87)  
 Harper, Alvin, WR, 1991-94, 1999  
 (Harper also wore #80)  
 Smith, Jimmy, WR, 1992  
 Fleming, Cory, WR, 1994-95  
 Mitchell, Johnny, TE, 1996  
 Brooks, Macey, WR, 1997  
 Ogden, Jeff, WR, 1998-99  
 Brazzell, Chris, WR, 1999-00  
 (Brazzell also wore #85)  
 McKnight, James, WR, 1999-00





83

Doran, Jim, WR, 1960-61  
 Folkins, Lee, TE, 1962-64  
 (Folkins also wore #80)  
 Deters, Harold, K, 1967  
 Clark, Mike, K, 1968-71, 1973  
 (Clark also wore #17)  
 Richards, Golden, WR, 1973-78  
 Donley, Doug, WR, 1981-84  
 Gonzalez, Leon, WR, 1985  
 Martin, Kelvin, WR, 1987-92, 1996  
 Mickey, Joey, TE, 1993  
 Jackson, Willie, WR, 1994  
 Watkins, Kendall, TE, 1995  
 Miller, Anthony, WR, 1997  
 Clay, Hayward, TE, 1998-99  
 Still, Bryan, WR, 1999  
 McGarity, Wane, WR, 1999-00

84

Wisener, Gary, WR, 1960  
 Norman, Pettis, TE, 1962-70  
 Fugett, Jean, TE, 1972-75  
 Cosbie, Doug, TE, 1979-88  
 Borresen, Rich, TE, 1987  
 Jennings, Keith, TE, 1989  
 Novacek, Jay, TE, 1990-96  
 Lucky, Mike, TE, 1999-00  
 (Lucky also wore #86)  
 Galloway, Joey, WR, 2000

85

Cronin, Gene, LB, 1960  
 Wright, Rayfield, TE/T, 1967-79  
 (Wright also wore #70)  
 Smith, Tody, DL, 1971-72  
 Cornwell, Fred, TE, 1984-85  
 Chandler, Thornton, TE, 1986-89  
 (Chandler also wore #89)  
 Folsom, Steve, TE, 1987-90  
 Hendrix, Tim, TE, 1987  
 McKinnon, Dennis, WR, 1990  
 Williams, Kevin, WR, 1993-96  
 Mills, Ernie, WR, 1998-99  
 Brazzell, Chris, WR, 1999-00  
 (Brazzell also wore #82)

86

Sherer, Dave, P, 1960  
 Porterfield, Garry, DE, 1965  
 Coleman, Ralph, LB, 1972  
 Houston, Bill, WR, 1974  
 Johnson, Butch, WR, 1976-83  
 Harris, Duriel, WR, 1984  
 Smith, Waddell, WR, 1984  
 Duckett, Kenny, WR, 1985  
 Sherrard, Mike, WR, 1986  
 Dixon, James, WR/RB, 1989-91  
 (Dixon also wore #21)  
 Williams, Tyrone, WR, 1993

Bjornson, Eric, TE, 1995-99  
 Lucky, Mike, TE, 1999-00  
 (Lucky also wore #84)

87

Borden, Nate, DE, 1960-61  
 Stynchula, Andy, DE, 1968  
 Truax, Billy, TE, 1971-73  
 Howard, Ron, TE, 1974-75  
 Saldi, Jay, TE, 1976-82  
 Banks, Gordon, WR, 1985-87  
 Edwards, Kelvin, WR, 1987-88  
 (Edwards also wore #81)  
 Alexander, Ray, WR, 1988-89  
 Shepard, Derrick, WR, 1989-91  
 (Shepard also wore #82)  
 Roberts, Alfredo, TE, 1991-92  
 Davis, Billy, WR, 1995-98  
 Tucker, Jason, WR, 1999-00

88

Davis, Sonny, LB, 1961  
 Ridgway, Colin, P/K, 1965  
 Randle, Sonny, WR, 1968  
 Rucker, Reggie, WR, 1970-71  
 Sellers, Ron, WR, 1972  
 Pearson, Drew, WR, 1973-83  
 Irvin, Michael, WR, 1988-99  
 Harris, Jackie, TE, 2000

89

Dugan, Fred, WR, 1960  
 Davis, Donnie, WR, 1962  
 Ditka, Mike, TE, 1969-72  
 DuPree, Billy Joe, TE, 1973-83  
 Salonen, Brian, TE/LB, 1984-85  
 Chandler, Thornton, TE, 1986-89  
 (Chandler also wore #85)  
 Burbage, Cornell, WR, 1987-89  
 (Burbage also wore #15 and #82)  
 Awat, Rob, TE, 1990-91  
 Tennell, Derek, TE, 1992  
 Blackwell, Kelly, TE, 1993  
 Galbraith, Scott, TE, 1993-94, 1997  
 (Galbraith also wore #81)  
 Price, Jim, TE, 1993  
 Ware, Derek, TE, 1996  
 LaFleur, David, TE, 1997-00

90

Crockett, Willis, LB, 1990  
 Hill, Tony, DE, 1991-92  
 (Hill also wore #60)  
 McIntosh, Toddrick, DT, 1994  
 Sturgis, Oscar, DE, 1995  
 Spellman, Alonzo, DT, 1999-00

91

Johnson, Walter, DT, 1987

Vanderbeek, Matt, LB/DE, 1993-94  
 Benson, Darren, DT, 1995-98  
 Underwood, Dimitrius, DL, 2000

92

Perkins, Ray, DE, 1987  
 Tolbert, Tony, DL, 1989-97  
 (Tolbert also wore #62)  
 White, Chris, DE, 2000

93

Cooper, Reggie, LB, 1991  
 Ulufate, Mike, DT, 1996  
 Smith, Artie, DT, 1998  
 Zellner, Peppi, DE, 1999-00

94

Watts, Randy, DE, 1987  
 Shannon, Randy, LB, 1989-90  
 (Shannon also wore #53)  
 Haley, Charles, DE, 1992-96  
 Myers, Michael, DL, 1998-00

95

Walen, Mark, DT, 1987-88  
 Hennings, Chad, DT, 1992-00

96

Stubbs, Daniel, DE, 1990-91  
 Carver, Shante, DE, 1994-97  
 (Carver also wore #98)  
 Anderson, Antonio, DT, 1997-98  
 Ekuban, Ebenezer, DE, 1999-00

97

Ponder, David, DT, 1985  
 Lilly, Kevin, DT, 1989  
 Jones, Jimmie, DL, 1990-93  
 Pittman, Kavika, DE, 1996-99  
 Fields, Aaron, DE, 2000

98

Tippins, Ken, LB, 1989  
 Willis, Mitch, DT, 1990  
 Myles, Godfrey, LB, 1991-96  
 Carver, Shante, DE, 1994-97  
 (Carver also wore #96)  
 Ellis, Greg, DE, 1998-00

99

Brooks, Kevin, DT, 1985-88  
 Howard, David, LB, 1989-90  
 McCormack, Hurvin, DT, 1994-98  
 Davis, Nathan, DT, 1998-99  
 (Davis also wore #77)

## LEAST USED

## Number Never Worn

49

## Numbers Worn By Just One Player

13 Jerry Rhome, QB, 1965-68  
 74 Bob Lilly, DL, 1961-74

## MOST USED

## Most Frequently Issued Number

81	-	18	Players
82	-	16	Players
83	-	15	Players
89	-	14	Players
57	-	14	Players
62	-	14	Players
80	-	14	Players
67	-	13	Players
86	-	13	Players



## Cowboys All-Time Honor Roll

## ALL-TIME PRO BOWL APPEARANCES

Name, Position	Total Selections	Consecutive Streak
Bob Lilly, DT	11	10 (1964-73)
Mel Renfro, S/CB	10	10 (1964-73)
Randy White, DT	9	9 (1977-85)
Emmitt Smith, RB	9	6 (1990-95)
Don Perkins, RB	6	3 ('61-63, '66-68)
Chuck Howley, LB	6	5 (1965-69)
John Niland, G	6	6 (1968-73)
Rayfield Wright, T	6	6 (1971-76)
Cliff Harris, S	6	6 (1974-79)
Roger Staubach, QB	6	5 (1975-79)
Troy Aikman, QB	6	6 (1991-96)
Nate Newton, G	6	5 (1992-96)
Larry Allen, G/T	6	6 (1995-00)
George Andrie, DE	5	5 (1965-69)
Cornell Green, CB/S	5	3 (1965-67)
Lee Roy Jordan, LB	5	3 (1967-69)
Michael Irvin, WR	5	5 (1991-95)
Jay Novacek, TE	5	5 (1991-95)
Darren Woodson, S	5	5 (1994-98)
Calvin Hill, RB	4	3 (1972-74)
Harvey Martin, DE	4	4 (1976-79)
Pat Donovan, T	4	4 (1979-82)
Tony Dorsett, RB	4	3 (1981-83)
Everson Walls, CB	4	3 (1981-83)
Deion Sanders, CB/KR	4	4 (1996-99)
Erik Williams, T	4	2 (1996-97)

## PRO BOWL

1960 (1) -	Jim Doran, WR (1)
1961 (2) -	Dick Bielecki, TE (1)
	# Don Perkins, RB (1)
1962 (5) -	Don Bishop, CB (1)
	Eddie LeBaron, QB (1)
	Bob Lilly, DE (1)
	Don Perkins, RB (2)
	Jerry Tubbs, LB (1)
1963 (3) -	Sam Baker, P (1)
	Lee Folkins, TE (1)
	Don Perkins, RB (3)
1964 (2) -	Bob Lilly, DT (2)
	# Mel Renfro, S (1)
1965 (6) -	George Andrie, DE (1)
	Cornell Green, CB (1)
	# Bob Hayes, WR (1)
	Chuck Howley, LB (1)
	Bob Lilly, DT (3)
	Mel Renfro, S (2)
1966 (9) -	George Andrie, DE (2)
	Cornell Green, CB (2)
	Bob Hayes, WR (2)
	Chuck Howley, LB (2)
	Bob Lilly, DT (4)
	Dave Manders, C (1)
	Don Meredith, QB (1)
	Don Perkins, RB (4)
	Mel Renfro, S (3)
1967 (10) -	George Andrie, DE (3)
	Cornell Green, CB (3)
	Bob Hayes, WR (3)
	Chuck Howley, LB (3)
	Lee Roy Jordan, LB (1)
	Bob Lilly, DT (5)
	Don Meredith, QB (2)
	Ralph Neely, T (1)
	Don Perkins, RB (5)
	Mel Renfro, S (4)
1968 (8) -	George Andrie, DE (4)
	Chuck Howley, LB (4)
	Lee Roy Jordan, LB (2)
	Bob Lilly, DT (6)
	Don Meredith, QB (3)
	John Niland, G (1)
	Don Perkins, RB (6)
	Mel Renfro, CB (5)

## Pro Bowl (cont.)

1969 (8) -	a George Andrie, DE (5)
	* Calvin Hill, RB (1)
	Chuck Howley, LB (5)
	Lee Roy Jordan, LB (3)
	Bob Lilly, DT (7)
	Ralph Neely, T (2)
	John Niland, G (2)
	Mel Renfro, CB (6)
1970 (3) -	Bob Lilly, DT (8)
	John Niland, G (3)
	b Mel Renfro, CB (7)
1971 (8) -	Cornell Green, S (4)
	Chuck Howley, LB (6)
	Bob Lilly, DT (9)
	John Niland, G (4)
	Mel Renfro, S (8)
	Roger Staubach, QB (1)
	Ron Widdy, P (1)
	Rayfield Wright, T (1)
	Walt Garrison, RB (1)
1972 (7) -	Cornell Green, S (5)
	Calvin Hill, RB (2)
	* Bob Lilly, DT (10)
	John Niland, G (5)
	* Mel Renfro, CB (9)
	Rayfield Wright, T (2)
1973 (6) -	* Calvin Hill, RB (3)
	* Lee Roy Jordan, LB (4)
	* Bob Lilly, DT (11)
	John Niland, G (6)
	Mel Renfro, CB (10)
	Rayfield Wright, T (3)
1974 (6) -	Cliff Harris, S (1)
	Calvin Hill, RB (4)
	Lee Roy Jordan, LB (5)
	Blaine Nye, G (1)
	Drew Pearson, WR (1)
	Rayfield Wright, T (4)
1975 (3) -	Cliff Harris, S (2)
	* Roger Staubach, QB (2)
	Rayfield Wright, T (5)
1976 (8) -	Billy Joe DuPree, TE (1)
	Cliff Harris, S (3)
	Harvey Martin, DE (1)
	Blaine Nye, G (2)
	Drew Pearson, WR (2)
	Roger Staubach, QB (3)
	Charlie Waters, S (1)
	Rayfield Wright, T (6)
1977 (8) -	Billy Joe DuPree, TE (2)
	Cliff Harris, S (4)
	Efren Herrera, K (1)
	Harvey Martin, DE (2)
	Drew Pearson, WR (3)
	* Roger Staubach, QB (4)
	Charlie Waters, S (2)
	Randy White, DT (1)
1978 (9) -	Tony Dorsett, RB (1)
	Billy Joe DuPree, TE (3)
	Cliff Harris, S (5)
	Thomas Henderson, LB (1)
	Tony Hill, WR (1)
	* Harvey Martin, DE (3)
	Roger Staubach, QB (5)
	Charlie Waters, S (3)
	Randy White, DT (2)
1979 (8) -	Bob Bruenig, LB (1)
	Pat Donovan, T (1)
	Cliff Harris, S (6)
	Tony Hill, WR (2)
	Harvey Martin, DE (4)
	Herb Scott, G (1)
	Roger Staubach, QB (6)
	Randy White, DT (3)
1980 (4) -	Bob Bruenig, LB (2)
	Pat Donovan, T (2)
	Herb Scott, G (2)
	Randy White, DT (4)





## Pro Bowl (cont.)

- 1981 (7) - Pat Donovan, T (3)  
Tony Dorsett, RB (2)  
Ed Jones, DE (1)  
Herb Scott, G (3)  
Rafael Septien, K (1)  
# Everson Walls, CB (1)  
Randy White, DT (5)  
Bob Breunig, LB (3)
- 1982 (7) - Pat Donovan, T (4)  
Tony Dorsett, RB (3)  
Ed Jones, DE (2)  
Everson Walls, CB (2)  
Danny White, QB (1)  
Randy White, DT (6)  
Doug Cosbie, TE (1)  
Tony Dorsett, RB (4)  
Ed Jones, DE (3)  
Everson Walls, CB (3)  
Randy White, DT (7)
- 1983 (5) - Bill Bates, ST (1)  
Doug Cosbie, TE (2)  
Randy White, DT (8)  
Doug Cosbie, TE (3)  
Tony Hill, WR (3)  
Everson Walls, CB (4)  
Randy White, DT (9)  
Herschel Walker, RB (1)
- 1984 (3) - Herschel Walker, RB (2)
- 1985 (4) - Emmitt Smith, RB (1)  
Troy Aikman, QB (1)  
# Michael Irvin, WR (1)  
Jay Novacek, TE (1)  
Emmitt Smith, RB (2)  
Troy Aikman, QB (2)  
Michael Irvin, WR (2)  
Nate Newton, G (1)  
Jay Novacek, TE (2)  
Emmitt Smith, RB (3)  
Mark Stepnoski, C (1)
- 1987 (1) - Troy Aikman, QB (3)
- 1988 (1) - # Emmitt Smith, RB (1)
- 1989 (1) - Troy Aikman, QB (1)
- 1990 (1) - # Michael Irvin, WR (1)
- 1991 (4) - Jay Novacek, TE (1)  
Emmitt Smith, RB (2)  
Troy Aikman, QB (2)  
Michael Irvin, WR (2)  
Nate Newton, G (1)  
Jay Novacek, TE (2)  
Emmitt Smith, RB (3)  
Mark Stepnoski, C (1)
- 1992 (6) - # Troy Aikman, QB (3)  
Thomas Everett, S (1)  
Michael Irvin, WR (3)  
Daryl Johnston, FB (1)  
Russell Maryland, DT (1)  
Nate Newton, G (2)  
Ken Norton, LB (1)  
Jay Novacek, TE (3)  
Emmitt Smith, RB (4)  
Mark Stepnoski, C (2)  
Erik Williams, T (1)  
Troy Aikman, QB (4)
- 1993 (11) - %\* Troy Aikman, QB (3)  
Charles Haley, DE (1)  
Michael Irvin, WR (4)  
Daryl Johnston, FB (2)  
Leon Lett, DT (1)  
Nate Newton, G (3)  
Jay Novacek, TE (4)  
Emmitt Smith, RB (5)  
Mark Stepnoski, C (3)  
Mark Turner, T (1)  
Darren Woodson, S (1)
- 1994 (11) - \* Troy Aikman, QB (5)  
Larry Allen, G (1)  
\* Ray Donaldson, C (1)  
Charley Haley, DE (2)  
Michael Irvin, WR (5)  
Nate Newton, G (4)  
Jay Novacek, TE (5)  
Emmitt Smith, RB (6)  
Mark Turner, T (2)  
Darren Woodson, S (2)
- 1995 (10) - Troy Aikman, QB (6)  
Larry Allen, G (2)  
\* Ray Donaldson, C (2)  
Nate Newton, G (5)  
\* Deion Sanders, CB (1)  
Jim Schwartz, ST (1)  
Tony Tolbert, DE (1)  
Erik Williams, T (2)  
Darren Woodson, S (3)

- 1997 (4) - Larry Allen, G (3)  
Deion Sanders, CB (2)  
Erik Williams, T (3)  
\* Darren Woodson, S (4)
- 1998 (6) - Larry Allen, T (4)  
Leon Lett, DT (2)  
Nate Newton, G (6)  
Deion Sanders, CB/KR (3)  
Emmitt Smith, RB (7)  
Darren Woodson, S (5)
- 1999 (5) - \* Larry Allen, G (5)  
Dexter Coakley, LB (1)  
\* Deion Sanders, CB (4)  
Emmitt Smith, RB (8)  
Erik Williams, T (4)
- 2000 (2) - \* Larry Allen, G (6)  
Emmitt Smith, RB (9)

## BOLD starter

\* selected but did not play

# rookie

@ most valuable player

a named outstanding lineman

b named outstanding back

% top vote getter

## ALL PRO

- 1962 (2) - Don Perkins, RB (1, AP, NEA)  
Jerry Tubbs, LB (1, TSN)
- 1963 (1) - Chuck Howley, LB (1, TSN)
- 1964 (3) - Frank Clarke, TE (1, AP)  
Bob Lilly, DT (1, AP, UPI, NEA)  
Jim Ridlon, DB (1, TSN)
- 1965 (3) - # Bob Hayes, WR (1, TSN)  
Bob Lilly, DT (2, AP, UPI, NEA, TSN)  
Mel Renfro, S (1, NEA, TSN)  
Cornell Green, CB (1, AP, NEA, TSN)  
Bob Hayes, WR (2, AP, UPI, NEA, TSN)  
Chuck Howley, LB (2, AP, UPI, NEA)  
Lee Roy Jordan, LB (1, TSN)  
Bob Lilly, DT (3, AP, UPI, NEA, TSN)  
Ralph Neely, T (1, TSN)  
Dan Reeves, RB (1, TSN)
- 1967 (7) - George Andrie, DE (1, TSN)  
Cornell Green, CB (2, AP, UPI, NEA, TSN)  
Bob Hayes, WR (3, TSN)  
Chuck Howley, LB (3, AP, TSN)  
Bob Lilly, DT (4, AP, UPI, NEA, TSN)  
Ralph Neely, T (2, AP, UPI, TSN)  
Mel Renfro, S (2, TSN)
- 1968 (5) - Cornell Green, CB (3, NEA)  
Bob Hayes, WR (4, AP)  
Chuck Howley, LB (4, AP, NEA)  
Bob Lilly, DT (5, AP, UPI, NEA)  
Ralph Neely, T (3, AP, UPI, NEA)  
Cornell Green, CB (4, UPI)
- 1969 (7) - # Calvin Hill, RB (1, AP, UPI)  
Chuck Howley, LB (5, AP, UPI, NEA)  
Bob Lilly, DT (6, AP, NEA)  
Ralph Neely, T (4, AP, UPI, NEA)  
John Niland, G (1, AP)  
Mel Renfro, S (3, NEA)
- 1970 (1) - Chuck Howley, LB (6, AP, PFWA)
- 1971 (4) - Bob Lilly, DT (7, AP, PFWA, NEA)  
John Niland, G (2, AP, PFWA)  
Mel Renfro, S (4, NEA)  
Rayfield Wright, T (1, AP, PFWA)
- 1972 (3) - John Niland, G (3, AP)  
Blaine Nye, CB (1, NEA)  
Rayfield Wright, T (2, AP, UPI, PFWA, NEA)
- 1973 (4) - Calvin Hill, RB (2, PFWA)  
Lee Roy Jordan, LB (2, NEA, PFWA)  
Mel Renfro, CB (5, NEA, PFWA)  
Rayfield Wright, T (3, AP, PFWA)
- 1974 (1) - Drew Pearson, WR (1, AP, PFWA)
- 1975 (2) - Cliff Harris, S (1, NEA)  
Rayfield Wright, T (4, NEA)
- 1976 (2) - Cliff Harris, S (2, AP, PFWA, NEA)  
Drew Pearson, WR (2, AP, PFWA)
- 1977 (5) - Cliff Harris, S (3, AP, PFWA, NEA)  
Efren Herrera, K (1, AP, PFWA, NEA)  
Harvey Martin, DE (1, AP, PFWA, NEA)  
Drew Pearson, WR (3, AP, PFWA, NEA)  
Charlie Waters, S (1, PFWA)
- 1978 (3) - Cliff Harris, S (4, AP, PFWA)  
Charlie Waters, S (2, PFWA, NEA)  
Randy White, DT (1, AP, PFWA, NEA)



## NFC OFFENSIVE PLAYER OF THE WEEK (cont.)

- 1992 - Emmitt Smith, vs. Wash., 9/7  
 Michael Irvin, vs. Phi., 9/20  
 Emmitt Smith, @ Raid., 10/25  
 Erik Williams, vs. Phil., 11/1  
 Emmitt Smith, vs. Chi., 12/27  
 Troy Aikman, vs. Phil., 1/10/93  
 Troy Aikman, @ S.F., 1/17/93
- 1993 - Troy Aikman, vs. G.B., 10/3  
 Michael Irvin, vs. S.F., 10/17  
 Emmitt Smith, @ Phil., 10/31  
 Emmitt Smith, @ N.Y. Gia., 1/2/94
- 1994 - Troy Aikman, vs. Ariz., 10/9  
 Alvin Harper, @ Cin., 10/30  
 Jason Garrett, vs. G.B., 11/24  
 Troy Aikman, vs. G.B., 1/8/95
- 1995 - Emmitt Smith, @ N.Y. Gia., 9/4  
 Emmitt Smith, @ Minn., 9/17  
 Emmitt Smith, vs. G.B., 1/14/96
- 1996 - Troy Aikman, @ Mia., 10/27  
 1997 - Troy Aikman, @ Pitt., 8/31  
 1998 - Emmitt Smith, vs. N.Y. Gia., 11/8  
 1999 - Troy Aikman, @ Wash., 9/12

## NFC SPECIAL TEAMS PLAYER OF THE WEEK

- 1993 - # Kevin Williams, vs. N.Y. Gia., 11/7  
 Eddie Murray, @ Minn., 12/12
- 1994 - Bill Bates, vs. Phil., 10/16  
 Kevin Williams, vs. Wash., 11/20  
 Brock Marion, vs. G.B., 1/8/95
- 1995 - John Jett, vs. G.B., 10/8  
 Chris Boniol, vs. N.Y. Gia., 12/17
- 1996 - Herschel Walker, vs. Atl., 10/20  
 Chris Boniol, vs. G.B., 11/18  
 Chris Boniol, vs. Minn., 12/28
- 1999 - Toby Gowin, vs. Wash., 10/24

## NFC PRIME TIME PLAYER OF THE WEEK

- 1998 - Deion Sanders, @ N.Y. Gia., 9/21

## NFC OFFENSIVE PLAYER OF THE MONTH

- 1991 - Emmitt Smith, RB, December  
 1992 - Emmitt Smith, RB, November  
 Emmitt Smith, RB, December
- 1993 - Troy Aikman, QB, October  
 Emmitt Smith, RB, December
- 1995 - Emmitt Smith, RB, September

## NFC SPECIAL TEAMS PLAYER OF THE MONTH

- 1996 - Chris Boniol, K, November  
 1997 - Richie Cunningham, K, September  
 1999 - Jason Tucker, KR, December

## NFL DEFENSIVE ROOKIE OF THE MONTH

- 1997 - Dexter Coakley, LB, October

## SUPER BOWL MOST VALUABLE PLAYER

- SB V - Chuck Howley, LB  
 SB VI - Roger Staubach, QB  
 SB XII - Harvey Martin, DE  
 Randy White, DT/LB
- SB XXVII - Troy Aikman, QB  
 SB XXVIII - Emmitt Smith, RB  
 SB XXX - Larry Brown, CB

## ED BLOCK COURAGE AWARD

(nominee from each NFL team for courage in battling injuries)

- 1984 - James Jones, RB  
 1985 - Howard Richards, OL  
 1986 - Tony Dorsett, RB  
 1987 - Brian Baldinger, OL  
 1988 - Randy White, DT  
 1989 - Ed Jones, DE  
 1990 - Kelvin Martin, WR  
 1991 - Ken Norton, LB  
 1992 - Daryl Johnston, FB  
 1993 - Bill Bates, S  
 1994 - Mark Stepnoski, C  
 1995 - Erik Williams, T  
 1996 - Kevin Smith, CB  
 1997 - Tony Tolbert, DE  
 1998 - Darren Woodson, S  
 1999 - Ernie Mills, WR  
 2000 - Greg Ellis, DE

## BOB LILLY AWARD (voted by Cowboys' fans for sportsman-ship, dedication, leadership and achievement)

- 1985 - Randy White, DT  
 1986 - Randy White, DT  
 1987 - Danny White, QB  
 1988 - Ed Jones, DE  
 1989 - Ed Jones, DE  
 1990 - Bill Bates, S  
 1991 - Bill Bates, S  
 1992 - Troy Aikman, QB  
 1993 - Bill Bates, S  
 1994 - Bill Bates, S  
 1995 - Troy Aikman, QB  
 1996 - Emmitt Smith, RB  
 1997 - Troy Aikman, QB  
 1998 - Troy Aikman, QB  
 1999 - Emmitt Smith, RB

## SPORTSMAN OF THE YEAR

- 1994 - Emmitt Smith (TSN)

## DASA PRO ATHLETE OF THE YEAR

- 1991 - Michael Irvin, WR  
 Emmitt Smith, RB  
 Troy Aikman, QB  
 Emmitt Smith, RB

## DASA BIG "D" AWARD

- 1990 - Jimmy Johnson  
 1991 - Jerry Jones  
 1992 - Emmitt Smith  
 2001 - Troy Aikman

## DASA FIELD SCOVELL AWARD

- 1970 - Dallas Cowboys  
 1971 - Bob Lilly  
 1975 - Roger Staubach  
 1977 - Tom Landry  
 1980 - Randy White  
 1981 - Tony Dorsett  
 1992 - Dallas Cowboys  
 1994 - Troy Aikman  
 1995 - Emmitt Smith  
 2001 - Gil Brandt

## DASA COACH OF THE YEAR

- 1995 - Barry Switzer

## DASA LEGENDS AWARD

- 1993 - Tom Landry  
 2001 - Gene Stallings

## DASA GARY BRIDELL COURAGE AWARD

- 1994 - Bill Bates

## DASA ROLE MODEL AWARD

- 1997 - Daryl Johnston  
 1999 - Darren Woodson

## NFL MAN OF THE YEAR

(Dallas nominees, Club winner underlined when selected)

- 1970 - Bob Lilly, John Niland, Pettis Norman  
 1971 - John Niland, Jethro Pugh, Roger Staubach  
 1972 - John Niland, Jethro Pugh, Roger Staubach  
 1973 - Calvin Hill, John Niland, Roger Staubach  
 1975 - John Fitzgerald, Bill Gregory, Roger Staubach  
 1976 - Ralph Neely, Roger Staubach, Mark Washington  
 1980 - Billy Joe DuPree, D.D. Lewis, Drew Pearson  
 1981 - Billy Joe DuPree, D.D. Lewis, Robert Newhouse  
 1982 - Bob Breunig, Tony Dorsett, Bill Joe DuPree  
 1983 - Bob Breunig, Butch Johnson, Danny White  
 1984 - Bob Breunig, Doug Cosbie, Howard Richards  
 1985 - Bill Bates  
 1986 - Jim Jeffcoat  
 1987 - Jim Jeffcoat  
 1988 - Herschel Walker  
 1989 - Everson Walls  
 1990 - Jim Jeffcoat  
 1991 - Troy Aikman  
 1992 - Troy Aikman, Jim Jeffcoat, James Washington  
 1993 - Troy Aikman, Russell Maryland, James Washington  
 1994 - Troy Aikman  
 1995 - Troy Aikman, Daryl Johnston, Russell Maryland  
 1996 - Troy Aikman, Bill Bates, Daryl Johnston  
 1997 - Troy Aikman, Daryl Johnston, Emmitt Smith  
 1998 - Richie Cunningham, Daryl Johnston, Emmitt Smith  
 1999 - Emmitt Smith  
 2000 - Ebenezer Ekuban, Chad Hennings, Darren Woodson

AP - Associated Press; CPFN - College & Pro Football Newsweekly; DASA - Dallas All Sports Association; FD - Football Digest; FN - Football News; NEA - Newspaper Enterprise Association; PFG - Pro Football Guide; PFHOF - Pro Football Hall of Fame; PFW - Pro Football Weekly; PFWA - Pro Football Writers of America; TSN - The Sporting News; UPI - United Press International





## Cowboys All-Time Draft

## 1960

## EXPANSION DRAFT

**FROM BALTIMORE**  
**L.G. DUPRE**  
 RB, Baylor, 5-11, 191  
**RAY KRÖUSE**  
 DE, Maryland, 6-3, 275  
**DAVE SHERER**  
 WR/P, Southern Methodist, 6-3, 210

**FROM CHICAGO**  
**DON HEALY**  
 DT, Maryland, 6-3, 250  
**JACK JOHNSON**  
 RB, Miami, Fla., 6-3, 198  
**PETE JOHNSON**  
 RB, VM I., 6-2, 200

**FROM CLEVELAND**  
**LERROY BOLDEN**  
 RB, Michigan State, 5-8, 175  
**FRANK CLARKE**  
 WR/TE, Colorado, 6-0, 210  
**ED MODZELEWSKI**  
 RB, Maryland, 6-1, 222

**FROM DETROIT**  
**CHARLES ANE**  
 C, Southern California, 6-2, 260  
**GENE CRONIN**  
 LB, Pacific, 6-2, 230  
**JIM DORAN**  
 WR, Iowa State, 6-2, 200

**FROM GREEN BAY**  
**NATE BORDEN**  
 DE, Indiana, 6-1, 240  
**BILL BUTLER**  
 S, Tenn. Chattanooga, 5-10, 180  
**DON MCILHENNY**  
 RB, Southern Methodist, 6-1, 195

**FROM L.A. RAMS**  
**TOM FRANCKHAUSER**  
 QB, Purdue, 6-0, 192  
**BOB FRY**  
 T, Kentucky, 6-4, 238  
**DUANE PUTNAM**  
 G, Pacific, 6-0, 231

**FROM N.Y. GIANTS**  
**AL BARRY**  
 G, Southern California, 6-2, 230  
**MELWOOD "BUZ" GUY**  
 G, Duke, 6-3, 248  
**DON HEINRICH**  
 QB, Washington, 6-0, 180

**FROM PHILADELPHIA**  
**DICK BIELSKI**  
 TE, Maryland, 6-1, 218  
**GERRY DELUCCA**  
 T, Middle Tennessee St., 6-2, 248  
**BILL STRIEGEL**  
 LB, Pacific, 6-2, 230

**FROM PITTSBURGH**  
**RAY FISHER**  
 T/DT, Eastern Illinois, 6-3, 230  
**BOBBY LUNA**  
 RB, Alabama, 6-1, 190  
**RAY MATHEWS**  
 WR, Clemson, 6-0, 195

**FROM ST. LOUIS**  
**BOB CROSS**  
 T, Kilgore J.C., 6-4, 250  
**ED HÜSMANN**  
 DT, Nebraska, 6-0, 230  
**JACK PATERA**  
 LB, Oregon, 6-1, 225

**FROM SAN FRANCISCO**  
**FRED DUGAN**  
 WR, Dayton, 6-3, 195  
**JOHN GONZAGA**  
 DE, no college, 6-3, 250  
**JERRY TUBBS**  
 LB, Oklahoma, 6-2, 220

**FROM WASHINGTON**  
**TOM BRAATZ**  
 LB, Marquette, 6-2, 211  
**JOE NICELY**  
 C, West Virginia, 6-1, 235  
**DOYLE NIX**  
 RB, Southern Methodist, 6-1, 188

## 1961

## (Drafted 2nd)

- (A) NO CHOICE  
 Choice traded along with sixth choice to Washington for EDDIE LeBARON.
- (B) BOB LILLY  
 DT, TCU, 6-5, 242 - Choice from Cleveland for first round pick in 1962.
- E. J. HOLUB  
 LB, Texas Tech, 6-4, 218 (went to AFL).
- STEW BARBER  
 G, Penn State, 6-3, 230 (went to AFL).
- SONNY DAVIS  
 WR, Baylor, 6-2, 210.
- NO CHOICE  
 Choice traded to San Francisco for GENE BABB.
- NO CHOICE  
 Choice traded, along with first choice, to Washington for LeBARON.
- ART GILMORE  
 HB, Oregon State, 6-0, 200.
- DON TALBERT\*  
 T, Texas, 6-5, 220.
- GLYNN GREGORY  
 HB, SMU, 6-2, 195.
- NO CHOICE  
 Choice traded to Green Bay for FRED CONE.
- NORRIS STEVENSON  
 HB, Missouri, 6-1, 205.
- LOWNDES SHINGLER  
 QB, Clemson, 6-1, 205.
- DON GOODMAN  
 HB, Florida, 6-0, 200.
- BILL SHAW  
 G, Georgia Tech, 6-3, 222 (went to AFL).
- JULIUS VARNADO  
 T, San Francisco State, 6-4, 220, (went to AFL).
- JERRY STEFFEN  
 HB, Colorado, 6-0, 190.
- EVERETT CLOUD  
 HB, Maryland, 6-0, 190.
- RANDY WILLIAMS  
 HB, Indiana, 6-3, 208.
- LYNN HOYEM\*  
 C, Long Beach State, 6-4, 225.
- JERRY MORGAN  
 QB, Iowa State, 6-3, 195.

## 1962

## (Drafted 4th)

- NO CHOICE  
 Choice traded to Cleveland for first round pick in 1961 when Cowboys picked BOB LILLY.
- SONNY GIBBS\*  
 QB, TCU, 6-7, 225.
- (A) NO CHOICE  
 Choice to Chicago for DON MERED-ITH.
- (B) BOBBY PLUMMER  
 G, TCU, 6-2, 235 - Choice from Cleveland for DUANE PUTNAM.

- NO CHOICE  
 Choice to San Francisco for BILL HERCHMAN.
- NO CHOICE  
 Choice to Los Angeles for JIMMY HARRIS.
- (A) DONNIE DAVIS  
 TE, Southern University, 6-2, 235.
- (B) GEORGE ANDRIE  
 DE, Marquette, 6-7, 247 - Choice and ALLEN GREEN from New York for FRED DUGAN.
- NO CHOICE  
 Choice to Los Angeles for JOHN HOUSER.
- KEN TUREAUD  
 RB, Michigan, 6-1, 198.
- NO CHOICE  
 Choice to Baltimore for DON PERKINS.
- JOHN M. LONGMEYER  
 G, Southern Illinois, 6-3, 230.
- LARRY HUDAS  
 WR, Michigan St., 6-4, 208.
- NO CHOICE  
 Choice to Green Bay for STEVE MEILINGER.
- ROBERT MOSES  
 TE, Texas, 6-3, 211.
- HAROLD HAYS\*  
 G, Southern Mississippi, 6-3, 218.
- JOE REESE  
 T, SMU, 6-5, 238.
- ROBERT JOHNSTON  
 T, Rice, 6-4, 215.
- RAY JACOBS  
 DT, Howard Payne, 6-3, 265 (went to AFL).
- DAVE CLOUTIER\*  
 RB, Maine, 6-0, 195 (went to AFL).
- PAUL HOLMES  
 T, Georgia, 6-5, 220.
- AMOS BULLOCKS  
 RB, Southern Illinois, 6-1, 197.

## 1963

## (Drafted 6th)

- LEE ROY JORDAN  
 LB, Alabama, 6-2, 210.
- NO CHOICE  
 Choice traded, along with ninth choice, to Chicago for CHUCK HOWLEY.
- JIM PRICE  
 LB, Auburn, 6-3, 225.
- WHALEY HALL\*  
 G, Mississippi, 6-3, 230.
- NO CHOICE  
 Choice traded to New York for DICK NOLAN.
- NO CHOICE  
 Choice traded to Green Bay for JOHN SUTRO.
- MARV CLOTHIER  
 G, Kansas, 6-4, 220.
- NO CHOICE  
 Choice traded to Green Bay for LEE FOLKINS.
- NO CHOICE  
 Choice traded to Chicago.
- ROD SCHEYER  
 T, Washington, 6-2, 220.
- RAY SCHOENKE  
 C, Southern Methodist, 6-3, 225.



12. BILL PERKINS  
FB, Iowa, 6-2, 218.
13. PAUL WICKER\*  
T, Fresno State, 6-5, 248.
14. LOU CIOCI  
LB, Boston College, 6-2, 225.
15. JERRY OVERTON  
WR, Utah, 6-2, 192.
16. DENNIS GOLDEN  
T, Holy Cross, 6-4, 235.
17. ERNEST PARKS\*  
G, McMurry, 6-4, 230 (went to AFL).
18. BILL FRANK  
T, Colorado, 6-4, 250.
19. JIM STIGER  
RB, Washington, 5-11, 195.
20. TOMMY LUCAS  
TE, Texas, 6-3, 218.

## 1964

(Drafted 4th)

1. SCOTT APPLETON  
DT, Texas, 6-3, 240.
2. MEL RENFRO  
DB, Oregon, 6-0, 195.
3. NO CHOICE  
Choice traded to L.A. Rams for BOB LONG and JOHN MEYERS.
4. PERRY LEE DUNN  
DB, Mississippi, 6-2, 205.
5. NO CHOICE  
Choice traded to Green Bay for GARY BARNES.
6. (A) BILLY LOTHRIDGE  
K-QB, Georgia Tech, 6-1, 188.
6. (B) JIM CURRY  
WR, Cincinnati, 6-4, 215 - Choice from Cleveland for ANDY CVERCKO.
6. (C) JIMMY EVANS  
WR, Texas Western, 6-1, 194 - Choice from Green Bay for JERRY NORTON.
7. BOB HAYES\*  
WR, Florida A&M, 5-11, 189.
8. AL GEVERINK  
RB, UCLA, 6-2, 190.
9. JAKE KUPP  
G, Washington, 6-3, 215.
10. ROGER STAUBACH\*  
QB, Navy, 6-2, 190.
11. BOBBY CRENSHAW  
G, Baylor, 6-3, 230 (went to AFL).
12. JOHNNY NORMAN  
WR, Northwestern Louisiana, 6-1, 185.
13. JERRY RHOME\*  
QB, Tulsa, 6-0, 185.
14. JIM WORDEN  
LB, Wittenberg, 6-1, 230.
15. BILL VAN BURKLEO  
WR, Tulsa, 5-11, 185.
16. PAUL CERCEL  
C, Pittsburgh, 6-2, 222.
17. HARRY ABELL\*  
LB, Missouri, 6-3, 212 (went to AFL).
18. NO SELECTION  
Player chosen not eligible.
19. H.D. MURPHY  
DB, Oregon, 6-0, 190.
20. JOHN HUGHES  
LB, Southern Methodist, 6-2, 220.

## 1965

(Drafted 6th)

1. CRAIG MORTON  
QB, California, 6-4, 215.

2. MALCOLM WALKER  
LB, Rice, 6-4, 245
3. NO CHOICE  
Choice traded to Green Bay (who traded it to New York) for JOHN ROACH.
4. (A) JIM SIDLE  
FB, Auburn, 6-2, 215.
4. (B) BOB SVIHUS  
T, USC, 6-4, 240 (went to AFL)  
Choice from Detroit for SONNY GIBBS.
5. ROGER PETTEE  
LB, Florida, 6-4, 230.
6. SONNY UTZ  
RB, VPI, 5-11, 215.
7. BRIG OWENS  
DB, Cincinnati, 5-11, 183.
8. RUSSELL WAYT  
LB, Rice, 6-4, 235.
9. JIM ZANIOS  
FB, Texas Tech, 6-0, 215.
10. GAYLON McCOLLOUGH  
C, Alabama, 6-3, 215.
11. JETHRO PUGH  
DT, Elizabeth City State, 6-6, 255.
12. ERNIE KELLERMAN  
QB, Miami, OH, 6-0, 175.
13. JACK SCHRAUB  
TE, California, 6-6, 210.
14. GARRY PORTERFIELD  
DE, Tulsa, 6-3, 235.
15. GENE FOSTER  
RB, Arizona State, 6-0, 195 (went to AFL).
16. DOUG McDUGAL  
E, Oregon State, 6-4, 228.
17. MITCH JOHNSON  
T, UCLA, 6-4, 245.
18. MARTIN AMSLER  
DT, Evansville, 6-5, 250.
19. MERV RETTENMUND  
HB, Ball State, 5-10, 195.
20. RON BARLOW\*  
T, Kansas State, 6-2, 230.

## 1966

(Drafted 5th)

1. JOHN NILAND  
G, Iowa, 6-3, 245.
2. WILLIE TOWNES\*  
DE, Tulsa, 6-5, 265.
3. NO CHOICE  
Choice to San Francisco for LEON DONOHUE.
4. NO CHOICE  
Choice to Baltimore for RALPH NEELY.
5. (A) NO CHOICE  
Choice to San Francisco for J.D. SMITH.
5. (B) WALT GARRISON  
RB, Oklahoma State, 6-0, 209 Choice from Baltimore through Detroit for AMOS MARSH.
6. BOB DUNLEVY  
WR, West Virginia, 6-4, 195.
7. ART ROBINSON  
TE, Florida A&M, 6-0, 208.
8. DON KUNIT  
RB, Penn State, 6-2, 200.
9. DARRELL ELAM  
FL, West Virginia Tech, 6-2, 189.
10. MASON MITCHELL  
RB, Washington, 6-1, 170.
11. AUSTIN DENNEY\*  
TE, Tennessee, 6-2, 225.

12. (A) LES SHY  
RB, Long Beach State, 6-1, 200. - Choice from Pittsburgh for LEE FOLKINS.
12. (B) CRAIG BAYNHAM\*  
RB, Georgia Tech, 6-1, 200.
13. RONNIE LAMB  
RB, South Carolina, 6-2, 216.
14. LEWIS TURNER  
RB, Norfolk State, 6-2, 183.
15. MARK GARTUNG\*  
DT, Oregon State, 6-4, 255.
16. TOM PIGGEE  
RB, San Francisco State, 5-11, 200.
17. GEORGE ALLEN  
T, West Texas State, 6-7, 245 (went to AFL).
18. STEVE ORR  
DT, Washington, 6-4, 230.
19. BRYON JOHNSON  
T, Central Washington State, 6-5, 255.
20. LOU HUDSON  
FL, Minnesota, 6-5, 220.

## 1967

(Drafted 23rd)

1. NO CHOICE  
Choice given along with second and two fifths, to Houston for RALPH NEELY.
2. NO CHOICE  
NEELY trade.
3. PHIL CLARK  
DB, Northwestern, 6-2, 207.
4. CURTIS MARKER  
G, Northern Michigan, 6-2, 253.
5. (A) NO CHOICE  
Choice and JIM STEFFEN from Washington for BRIG OWENS, MITCH JOHNSON & JAKE KUPP, NEELY trade.
5. (B) NO CHOICE  
Choice from Cleveland for JOE BOB ISBELL; NEELY trade.
5. (C) NO CHOICE  
Choice to Green Bay for HENRY GREMMINGER.
6. SIMS STOKES  
DB, Northern Arizona, 6-1, 198.
7. RAYFIELD WRIGHT  
DE, Ft. Valley State, 6-7, 235.
8. STEVE LAUB  
QB, Illinois Wesleyan, 6-1, 190.
9. BYRON MORGAN  
DB, Findlay (Ohio), 6-3, 212.
10. EUGENE BOWEN  
RB, Tennessee A&I, 5-8, 210.
11. PAT RILEY  
WR, Kentucky, 6-2, 205.
12. HAROLD DETERS  
K, North Carolina State, 6-0, 200.
13. AL KERKIAN  
DE, Akron, 6-6, 235.
14. TOM BOYD  
G, Tarleton State, 6-3, 250.
15. LEAVIE DAVIS  
DB, Edward Waters College, FL, 6-4, 210.
16. PAUL BROTHERS  
HB, Oregon State, 6-1, 195.
17. GEORGE ADAMS  
LB, Morehead State, KY, 6-2, 218.





## 1968

(Drafted Alternately 20th, 19th, 21st)

- DENNIS HOMAN**  
FL, Alabama, 6-1, 181.
- DAVID McDANIELS**  
WR, Mississippi Valley, 6-4, 200.
- (A) **NO CHOICE**  
Choice to Minnesota for LANCE RENTZEL.
- (B) **ED HARMON**  
LB, Louisville, 6-4, 246 - Choice from Chicago for AUSTIN DENNEY and MAC PERCIVAL.
- (A) **NO CHOICE**  
Choice to New Orleans for LARRY STEPHENS.
- (B) **JOHN DOUGLAS**  
LB, Missouri, 6-2, 215 - Choice from New York for JIM COLVIN.
- BLAINE NYE**  
G, Stanford, 6-4, 255.
- D.D. LEWIS**  
LB, Mississippi State, 6-1, 210.
- BOB TAUCHER**  
T, Nebraska, 6-4, 251.
- FRANK BROWN**  
DE, Albany State, GA, 6-3, 249.
- KEN KMIEC**  
DB, Illinois, 6-2, 187.
- BEN OLISON**  
FL, Kansas, 6-1, 170.
- RON SHOTTS**  
RB, Oklahoma, 6-0, 206.
- WILSON WHITTY**  
LB, Boston University, 6-3, 224.
- CARTER LORD**  
TE, Harvard, 6-2, 214.
- RON WILLIAMS**  
DB, West Virginia, 6-2, 190.
- TOMMY LUNCEFORD**  
P, Auburn, 6-2, 202.
- LARRY COLE**  
DE, Hawaii, 6-5, 250.
- GEORGE NORDGREN**  
RB, Houston, 6-0, 200.

## 1969

(Drafted Alternately 24th, 23rd, 22nd)

- CALVIN HILL**  
RB, Yale, 6-3, 230.
- RICHMOND FLOWERS**  
WR, Tennessee, 6-0, 183.
- (A) **TOM STINIC**  
LB, Michigan, 6-2, 226.
- (B) **HALVOR HAGEN**  
DE, Weber State, 6-5, 250 - Choice from San Francisco for HAROLD HAYES.
- NO CHOICE**  
Choice to New Orleans for - DAVE SIMMONS.
- (A) **NO CHOICE**  
Choice to Baltimore for ANDY STYNCHULA.
- (B) **CHUCK KYLE**  
LB, Purdue, 6-1, 220 - Choice from Los Angeles for COY BACON.
- RICH SHAW**  
FL, Arizona St., 6-4, 205.
- LARRY BALES**  
WR, Emory & Henry, 5-11, 185.
- ELMER BENHARDT**  
LB, Missouri, 6-2, 200.
- CLAXTON WELCH**  
RB, Oregon, 5-11, 200.

- STUART GOTTLIEB**  
G, Weber State, 6-5, 250.
- CLARENCE WILLIAMS**  
DT, Prairie View A&M, 6-5, 250.
- BOB BELDEN**  
QB, Notre Dame, 6-2, 210.
- RENE MATISON**  
WR, New Mexico, 6-0, 185.
- GERALD LUTRI**  
T, Northern Michigan, 6-4, 256.
- BILL JUSTUS**  
DB, Tennessee, 6-1, 180.
- FLOYD KERR**  
DB, Colorado State, 6-3, 195.
- BILL BAILEY**  
DT, Lewis & Clark, 6-4, 260.

## 1970

(Drafted 23rd)

- DUANE THOMAS**  
RB, West Texas, 6-1, 220.
- (A) **BOB ASHER**  
T, Vanderbilt, 6-5, 250 - Choice from Chicago for CRAIG BAYNHAM and PHIL CLARK.
- (B) **MARGENE ADKINS**  
WR, Harderson J.C., 5-10, 183.
- (A) **CHARLIE WATERS**  
CB, Clemson, 6-1, 193 - Choice from Houston through Cleveland for JERRY RHOME.
- (B) **STEVE KINER**  
LB, Tennessee, 6-1, 220 - Choice from Cleveland for JERRY RHOME.
- (C) **DENTON FOX**  
S, Texas Tech, 6-2, 205.
- JOHN FITZGERALD**  
T, Boston College, 6-4, 265.
- NO CHOICE**  
Choice to St. Louis for BOBBY JOE CONRAD.
- PAT TOOMAY**  
DE, Vanderbilt, 6-5, 230.
- DON ABBEY**  
LB, Penn State, 6-2, 252.
- JERRY DOSSEY**  
G, Arkansas, 6-4, 244.
- ZENON ANDRUSYSHYN**  
K, UCLA, 6-2, 212.
- PETE ATHAS**  
S, Dade J.C., 6-0, 186.
- IVAN SOUTHERLAND**  
DT, Clemson, 6-4, 246.
- JOE WILLIAMS**  
RB, Wyoming, 6-1, 193.
- MARK WASHINGTON**  
CB, Morgan State, 5-11, 183.
- JULIAN MARTIN**  
WR, North Carolina Central, 6-3, 190.
- KEN DeLONG**  
TE, Tennessee, 6-2, 223.
- SEABERN HILL**  
CB, Arizona St., 6-2, 195.
- GLENN PATTERSON**  
C, Nebraska, 6-3, 220.

## 1971

(Drafted 25th)

- TODY SMITH**  
DE, Southern Cal., 6-5, 250.
- ISAAC THOMAS**  
CB, Bishop, 6-2, 190.
- (A) **SAM SCARBUR**  
RB, New Mexico, 6-2, 235 - Choice from St. Louis for JOHN WILBUR.

BOLD Indicates Made Active Roster

- (B) **BILL GREGORY**  
DE, Wisconsin, 6-5, 240.
- (A) **JOE CARTER**  
TE, Grambling, 6-3, 219 - Choice from New Orleans for WILLIE TOWNES.
- (B) **BUDDY MITCHELL**  
T, Mississippi, 6-5, 232.
- RON KADZIEL**  
LB, Stanford, 6-3, 215.
- STEVE MAIER**  
WR, Northern Arizona, 6-3, 192.
- BILL GRIFFIN**  
T-G, Catawba, 6-5, 250.
- RON JESSIE**  
WR, Kansas, 6-0, 183.
- HONOR JACKSON**  
WR, Pacific, 6-2, 190.
- RODNEY WALLACE**  
DT, New Mexico, 6-5, 260.
- ERNEST BONWELL**  
LB, Lane College, 6-4, 225.
- STEVE GOEPEL**  
QB, Colgate, 6-2, 200.
- JAMES FORD**  
RB, Texas Southern, 6-0, 200.
- TYRONE COUEY**  
DB, Utah State, 6-2, 194.
- BOB YOUNG**  
TE, Delaware, 6-5, 250.
- JOHN BRENNAN**  
T, Boston College, 6-3, 260.
- JOHN BOMER**  
C, Memphis State, 6-3, 230.

## 1972

(Drafted 26th)

- BILL THOMAS**  
RB, Boston College, 6-2, 225.
- (A) **ROBERT NEWHOUSE**  
RB, Houston, 5-10, 202 - Choice from New England for HALVOR HAGEN and HONOR JACKSON.
- (B) **JOHN BABINECZ**  
LB, Villanova, 6-1, 222 - Choice from New Orleans for MARGENE ADKINS.
- (C) **CHARLES McKEE**  
WR, Arizona, 6-2, 199.
- (A) **MIKE KELLER**  
LB, Michigan, 6-4, 221 - Choice from New England for HALVOR HAGEN and HONOR JACKSON.
- (B) **MARV BATEMAN**  
P-K, Utah, 6-4, 213.
- (A) **TIM KEARNEY**  
LB, Northern Michigan, 6-2, 225 - Choice from New Orleans for JOE WILLIAMS.
- (B) **ROBERT WEST**  
WR, San Diego St., 6-4, 218 - Choice from New England for STEVE KINER.
- (C) **CHARLES ZAPIEC**  
LB, Penn State, 6-2, 222 - Choice from Detroit for RON JESSIE.
- (D) **NO CHOICE**  
Choice to New Orleans for DON TALBERT.
- NO CHOICE**  
Choice to San Diego for TONY LIS-CIO.
- CHARLES BOLDEN**  
DB, Iowa, 6-3, 195.
- NO CHOICE**  
Choice to Chicago for LEE ROY CAFFEY.
- RALPH COLEMAN**  
LB, North Carolina A&T, 6-4, 216.



9. **ROY BELL**  
RB, Oklahoma, 5-10, 208.
10. **RICHARD AMMAN**  
DE, Florida State, 6-5, 234.
11. **LONNIE LEONARD**  
T-G, North Carolina A&T, 6-4, 244.
12. **JIMMY HARRIS**  
WR, Ohio State, 5-10, 180.
13. **JEAN FUGETT**  
TE, Amherst, 6-3, 219.
14. **ALAN THOMPSON**  
RB, Wisconsin, 6-0, 225.
15. **CARLOS ALVAREZ**  
WR, Florida, 5-10, 198.
16. **GORDON LONGMIRE**  
QB, Utah, 6-1, 205.
17. **ALFONSO CAIN**  
DT, Bethune-Cookman, 6-3, 271.

## 1973

(Drafted Alternately  
20th, 22nd, 21st)

1. **BILLY JOE DUPREE**  
TE, Michigan State, 6-4, 225.
2. **(A) GOLDEN RICHARDS**  
WR, Hawaii, 6-0, 172 - Choice from Green Bay for RON WIDBY and IKE THOMAS.
2. **(B) NO CHOICE**  
Choice to Chicago as compensation for signing JACK CONCANNON.
3. **(A) HARVEY MARTIN**  
DT, East Texas State, 6-5, 262 - Choice from Houston through New Orleans for TOM STINCIC.
3. **(B) NO CHOICE**  
Choice to New England for RON SELLERS.
4. **DRANE SCRIVENER**  
DB, Tulsa, 6-0, 176.
5. **BRUCE WALTON**  
T, UCLA, 6-6, 251.
6. **BOB LEYEN**  
G, Yale, 6-4, 256.
7. **RODRIGO BARNES**  
LB, Rice, 6-1, 215.
8. **DAN WERNER**  
QB, Michigan State, 6-4, 195.
9. **MIKE WHITE**  
CB, Minnesota, 6-0, 196.
10. **CARL JOHNSON**  
LB, Tennessee, 6-1, 225.
11. **GERALD CASWELL**  
G, Colorado State, 6-4, 250.
12. **JIM ARNESON**  
G, Arizona, 6-3, 236.
13. **JOHN SMITH**  
WR, UCLA, 6-1, 187.
14. **BOB THORNTON**  
G-C, North Carolina, 6-3, 234.
15. **WALT BAISY**  
LB, Grambling, 6-2, 222.
16. **JOHN CONLEY**  
TE, Hawaii, 6-2, 228.
17. **LES STRAYHORN**  
RB, East Carolina, 5-10, 205.

## 1974

(Drafted Alternately  
22nd, 21st, 20th, 23rd)

1. **(A) ED JONES**  
DE, Tennessee State, 6-8, 260 Choice from Houston for TODY SMITH and BILLY PARKS.
1. **(B) CHARLES YOUNG**  
RB, North Carolina State, 6-1, 215.

2. **NO CHOICE**  
Choice and RON SELLERS to Miami for OTTO STOWE.
3. **(A) DANNY WHITE**  
QB, Arizona State, 6-2, 180 - Choice from Houston for TODY SMITH and BILLY PARKS.
3. **(B) CALVIN PETERSON**  
LB, UCLA, 6-3, 218.
4. **(A) KEN HUTCHERSON**  
LB, Livingston State, 6-1, 214 - Choice from Oakland for GLOSTER RICHARDSON.
4. **(B) ANDY ANDRADE**  
RB-DB, Northern Michigan, 5-11, 193.
5. **JOHN KELSEY**  
T, Missouri, 6-6, 226.
6. **JIM BRIGHT**  
DB, UCLA, 6-1, 210.
7. **RAYMOND NESTER**  
LB, Michigan State, 6-2, 224.
8. **MIKE HOLT**  
DB, Michigan State, 5-11, 176.
9. **BILL DULIN**  
T, Johnson C. Smith, 6-6, 244.
10. **DENNIS MORGAN**  
DB, Western Illinois, 5-11, 203.
11. **HARVEY MCGEE**  
WR, Southern Mississippi, 6-2, 209.
12. **KEITH BOBO**  
QB, Southern Methodist, 6-3, 196.
13. **FRED LIMA**  
K, Colorado, 5-9, 202.
14. **DOUG RICHARDS**  
DB, Brigham Young, 6-4, 185.
15. **BRUCE CRAFT**  
DT, Geneva, Pa., 6-4, 232.
16. **GENE KILLIAN**  
T, Tennessee, 6-4, 225.
17. **LAWRIE SKOLROOD**  
T, North Dakota, 6-5, 230.

## 1975

(Drafted 18th)

1. **(A) RANDY WHITE**  
DE, Maryland, 6-4, 250 - Choice from N.Y. Giants for CRAIG MORTON.
1. **(B) THOMAS HENDERSON**  
LB, Langston, 6-2, 214.
2. **BURTON LAWLESS**  
G, Florida, 6-4, 253.
3. **BOB BREUNIG**  
LB, Arizona State, 6-2, 236.
4. **(A) PAT DONOVAN**  
DE, Stanford, 6-5, 240 - Choice from Houston for MIKE MONTGOMERY.
4. **(B) RANDY HUGHES**  
DB, Oklahoma, 6-4, 209.
5. **(A) KYLE DAVIS**  
C, Oklahoma, 6-3, 240 - Choice from Green Bay for JACK CONCANNON.
5. **(B) NO CHOICE**  
Choice to Cincinnati for CLINT LONGLEY.
6. **ROLLY WOOLSEY**  
DB, Boise State, 6-1, 175.
7. **MICHAEL HEGMAN**  
LB, Tennessee State, 6-4, 220.
8. **MITCH HOOPES**  
P, Arizona, 6-0, 210.
9. **ED JONES**  
DB, Rutgers, 6-0, 193.
10. **DENNIS BOOKER**  
RB, Millersville State, 6-1, 235.
11. **GREG KRPALEK**  
C, Oregon State, 6-5, 242.

BOLD Indicates Made Active Roster

12. **CHUCK BLAND**  
DB, Cincinnati, 5-11, 188.
13. **HERB SCOTT**  
G, Virginia Union, 6-2, 248.
14. **SCOTT LAIDLAW**  
RB, Stanford, 6-0, 206.
15. **WILLIE HAMILTON**  
RB, Arizona, 5-11, 182.
16. **PETE CLARK**  
TE, Colorado State, 6-4, 234.
17. **JIM TESTERMAN**  
TE, Dayton, 6-5, 225.

## 1976

(Drafted 27th)

1. **AARON KYLE**  
DB, Wyoming, 5-11, 183.
2. **(A) JIM JENSEN**  
RB, Iowa, 6-4, 226 - Choice from N.Y. Giants for CRAIG MORTON.
2. **(B) JIM EIDSON**  
G, Mississippi St., 6-4, 253.
3. **(A) DUKE FERGERSON**  
WR, San Diego St., 6-1, 186 - Choice from San Francisco for BOB HAYES.
3. **(B) JOHN SMITH**  
RB, Boise State, 6-0, 191 - Choice from Denver for OTTO STOWE.
3. **(C) BUTCH JOHNSON**  
WR, UC-Riverside, 6-1, 175.
4. **TOM RAFFERTY**  
G, Penn State, 6-3, 248.
5. **WALLY PESUIT**  
T, Kentucky, 6-4, 260.
6. **GREG MCGUIRE**  
T, Indiana, 6-3, 265.
7. **(A) GREG SCHAUM**  
DT, Michigan State, 6-4, 246 - Choice from San Diego for KEN HUTCHERSON.
7. **(B) DAVID WILLIAMS**  
RB, Colorado, 6-2, 210.
8. **HENRY LAWS**  
DB, South Carolina, 5-10, 171.
9. **BEASLEY REECE**  
DB, North Texas, 6-1, 193.
10. **LEROY COOK**  
DE, Alabama, 6-4, 212.
11. **CORNELIUS GREEN**  
QB, Ohio, 5-11, 170.
12. **CHARLES McSHANE**  
LB, Cal Lutheran, 6-2, 211.
13. **MARK DRISCOLL**  
QB, Colorado St., 6-1, 184.
14. **LARRY MUSHINSKIE**  
TE, Nebraska, 6-3, 217.
15. **DALE CURRY**  
LB, UCLA, 6-2, 222.
16. **RICH COSTANZO**  
T, Nebraska, 6-4, 260.
17. **STAN WOODFIELD**  
K, Oregon, 6-0, 190.

## 1977

(Drafted Alternately 24th, 25th, 26th)

1. **TONY DORSETT**  
RB, Pittsburgh, 5-11, 192 - Choice from Seattle for Cowboys' first-round choice and three second-round choices.
2. **GLENN CARANO**  
QB, Nevada-Las Vegas, 6-3, 195 - Choice from Seattle for DUKE FERGERSON.
3. **(A) TONY HILL**  
WR, Stanford, 6-2, 196 - Choice from





Philadelphia for JOHN NILAND

- (B) VAL BELCHER  
G. Houston, 6-3, 250.
- GUY BROWN**  
LB, Houston, 6-4, 215.
- ANDY FREDERICK**  
OL, New Mexico, 6-6, 241.
- JIM COOPER**  
T, Temple, 6-5, 252.
- DAVID STALLS**  
DT, Northern Colorado, 6-4, 236.
- (A) AL CLEVELAND  
DL, Pacific, 6-4, 246 - Choice from San Diego for MITCH HOOPES
- (B) FRED WILLIAMS  
RB, Arizona State, 5-10, 189.
- MARK CANTRELL**  
C, North Carolina, 6-3, 252.
- STEVE DeBERG**  
QB, San Jose State, 6-2, 205.
- DON WARDLOW**  
TE, Washington, 6-6, 230.
- GREG PETERS**  
OL, California, 6-5, 257.

## 1978

(Drafted 28th)

- LARRY BETHEA**  
DL, Michigan State, 6-5, 258.
- TODD CHRISTENSEN**  
RB-TE, Brigham Young, 6-3, 224.
- DAVID HUDGENS**  
OL, Oklahoma, 6-5, 245.
- ALOIS BLACKWELL**  
RB, Houston, 5-11, 194.
- RICH ROSEN**  
G, Syracuse, 6-3, 242.
- HAROLD RANDOLPH**  
LB, East Carolina, 6-1, 191.
- TOM RANDALL**  
DT, Iowa State, 6-5, 248.
- HOMER BUTLER**  
WR, UCLA, 6-1, 184.
- RUSS WILLIAMS**  
DB, Tennessee, 6-1, 197.
- BARRY TOMASETTI**  
OL, Iowa, 6-3, 249.
- DENNIS THURMAN**  
S, Southern Cal, 5-11, 172.
- LEE WASHBURN**  
OL, Montana State, 6-6, 253.

## 1979

(Drafted 27th)

- ROBERT SHAW**  
C, Tennessee, 6-4, 252.
- AARON MITCHELL**  
CB, Nevada-Las Vegas, 6-1, 196.
- DOUG COSBIE**  
TE, Santa Clara, 6-6, 230 - Swapped choices with Seattle in BILL GREGORY trade.
- RALPH DeLOACH**  
DE, California, 6-5, 254.
- (A) **BOB HUKILL**  
OL, North Carolina, 6-5, 250 - Choice from Chicago for GOLDEN RICHARDS.
- (B) **CURTIS ANDERSON**  
DE, Central State, OH, 6-6, 240 - Choice from Seattle for EFREN HERERA.
- (C) **RON SPRINGS**  
RB, Ohio State, 6-0, 197.
- (A) **TIM LAVENDER**  
CB, Southern Cal, 6-3, 187 - Choice

from Seattle for BILL GREGORY.

- (B) **MIKE SALZANO**  
OL, North Carolina, 6-3, 242 - Choice from Denver for JIM JENSEN.
- (C) **CHRIS De FRANCE**  
WR, Arizona State, 6-1, 205.
- GREG FITZPATRICK**  
LB, Youngstown, 6-2, 227.
- BRUCE THORNTON**  
DT, Illinois, 6-5, 266.
- GARRY COBB**  
LB, Southern Cal., 6-2, 209.
- MIKE CALHOUN**  
DT, Notre Dame, 6-4, 228.
- NO CHOICE**  
Choice to Detroit for SKIP-BUTLER.
- QUENTIN LOWRY**  
LB, Youngstown, 6-2, 225.

## 1980

(Drafted Alternately 23rd, 24th, 25th)

- NO CHOICE**  
Choice given along with second-round choice to Baltimore for JOHN DUTTON.
- NO CHOICE**  
Choice given along with first-round choice to Baltimore for JOHN DUTTON.
- (A) **BILL ROE**  
LB, Colorado, 6-3, 220 - Choice from Chicago for GOLDEN RICHARDS.
- (B) **JAMES JONES**  
RB, Mississippi State, 5-10, 200.
- KURT PETERSEN**  
DL, Missouri, 6-5, 255.
- GARY HOGEBOOM**  
QB, Central Michigan, 6-4, 195.
- TIMMY NEWSOME**  
RB, Winston-Salem State, 6-1, 228.
- LESTER BROWN**  
RB, Clemson, 5-11, 176.
- LARRY SAVAGE**  
LB, Michigan State, 6-3, 225.
- JACKIE FLOWERS**  
WR, Florida State, 6-0, 194.
- MATTHEW TEAGUE**  
DE, Prairie View A&M, 6-4, 238.
- GARY PADJEN**  
LB, Arizona State, 6-1, 238.
- NORM WELLS**  
DT, Northwestern, 6-5, 249.

## 1981

(Drafted Alternately 25th and 26th)

- HOWARD RICHARDS**  
T, Missouri, 6-5, 255.
- DOUG DONLEY**  
WR, Ohio State, 6-0, 180.
- GLEN TITENSOR**  
DL, Brigham Young, 6-4, 250.
- (A) **SCOTT PELLUER**  
LB, Washington State, 6-1, 213 Choice from San Francisco for THOMAS HENDERSON.
- (B) **DERRIE NELSON**  
LB, Nebraska, 6-2, 217.
- DANNY SPRADLIN**  
LB, Tennessee, 6-1, 229.
- VINCE SKILLINGS**  
DB, Ohio State, 5-11, 176.
- (A) **RON FELLOWS**  
DB, Missouri, 5-11, 165 - Choice from Tampa Bay for DAVE STALLS.
- (B) **KEN MILLER**

DB, East Michigan, 5-11, 180.

- PAUL PIUROWSKI**  
LB, Florida State, 6-2, 219.
- MIKE WILSON**  
WR, Washington State, 6-3, 202.
- PAT GRAHAM**  
DT, California, 6-3, 257.
- TIM MORRISON**  
G, Georgia, 6-3, 258.
- NATE LUNDY**  
WR, Indiana, 6-0, 169.

## 1982

(Drafted 26th)

- ROD HILL**  
CB, Kentucky State, 6-0, 185.
- JEFF ROHRER**  
LB, Yale, 6-3, 224.
- JIM ELIOPULOS**  
LB, Wyoming, 6-3, 229.
- (A) **BRIAN CARPENTER**  
CB, Michigan, 5-10, 166 - Choice from Tampa Bay for DAVE STALLS.
- (B) **MONTY HUNTER**  
S, Salem College, 6-0, 201.
- PHIL POZDERAC**  
T, Notre Dame, 6-9, 260.
- (A) **KEN HAMMOND**  
G, Vanderbilt, 6-4, 270 - Choice from Cleveland for BRUCE HUTHER.
- (B) **CHARLES DAUM**  
DL, Cal Poly-SLO, 6-6, 241.
- BILL PURIFOY**  
DL, Tulsa, 6-7, 249.
- (A) **GEORGE PEOPLES**  
RB, Auburn, 6-0, 211 - Choice from Denver through Buffalo for WADE MANNING.
- (B) **DWIGHT SULLIVAN**  
RB, N. Carolina State, 6-0, 205.
- JOE GARY**  
DL, UCLA, 6-5, 273.
- TODD ECKERSON**  
T, North Carolina State, 6-4, 263.
- (A) **GEORGE THOMPSON**  
WR, Albany State, GA, 6-3, 209 - Choice from Tampa Bay for AARON MITCHELL.
- (B) **MICHAEL WHITING**  
RB, Florida State, 6-1, 210.
- RICH BURTNESG**  
G, Montana, 6-4, 257.

## 1983

(Drafted Alternately 23rd, 24th, 21st, 22nd)

- JIM JEFFCOAT**  
DE, Arizona State, 6-5, 260.
- MIKE WALTER**  
LB, Oregon, 6-3, 230.
- BRYAN CALDWELL**  
DE, Arizona State, 6-4, 248.
- CHRIS FAULKNER**  
TE, Florida, 6-4, 257.
- CHUCK McSWAIN**  
RB, Clemson, 6-0, 190.
- REGGIE COLLIER**  
QB, Southern Mississippi, 6-3, 207.
- CHRIS SCHULTZ**  
T, Arizona, 6-8, 259.
- LAWRENCE RICKS**  
RB, Michigan, 5-9, 194.
- AL GROSS**  
S, Arizona, 6-3, 186.
- ERIC MORAN**  
T, Washington, 6-5, 282.



11. DAN TAYLOR  
T, Idaho State, 6-3, 258.  
12. LORENZO BOUIER  
RB, Maine, 6-0, 209.

## 1984

(Drafted Alternately 25th and 26th)

1. **BILLY CANNON**  
LB, Texas A&M, 6-4, 235.  
2. (A) **VICTOR SCOTT**  
DB, Colorado, 6-0, 192 - Choice from Houston thru Minnesota for BUTCH JOHNSON.  
2. (B) NO CHOICE  
Choice to Houston for MIKE RENFRO.  
3. **FRED CORNWELL**  
TE, Southern California, 6-6, 236.  
4. **STEVE DeOSSIE**  
LB, Boston College, 6-2, 250.  
5. (A) **STEVE PELLUER**  
QB, Washington, 6-4, 204 - Choice from Tampa Bay for DANNY SPRADLIN.  
5. (B) **NORM GRANGER**  
RB, Iowa, 5-9, 217.  
6. (A) **EUGENE LOCKHART**  
LB, Houston, 6-2, 228 - Choice from Chicago for JAY SALDI.  
6. (B) **JOE LEVITAS**  
G, Iowa, 6-3, 270.  
7. **ED MARTIN**  
LB, Indiana State, 6-3, 218.  
8. **MIKE REVELL**  
RB, Bethune-Cookman, 5-11, 197.  
9. (A) **JOHN HUNT**  
OL, Florida, 6-4, 262 - Choice from Indianapolis for RAUL ALLEGRE.  
9. (B) **NEAL MAUNE**  
OL, Notre Dame, 6-4, 249.  
10. **BRIAN SALONEN**  
TE, Montana, 6-3, 227.  
11. **DOWE AUGHTMAN**  
DL, Auburn, 6-2, 272.  
12. **CARL LEWIS**  
WR, Houston, 6-3, 187.

## 1984

U.S.F.L. SUPPLEMENTAL DRAFT  
(Drafted Alternately 25th and 26th)

1. **TODD FOWLER**  
FB, Stephen F. Austin, 6-3, 218 - From Houston Gamblers.  
2. **MALCOLM MOORE**  
WR, Southern California, 6-5, 205 - From Los Angeles Express.  
3. **JEFF SPEK**  
TE, San Diego State, 6-3, 230 - From New Jersey Generals.

## 1985

(Drafted Alternately  
17th, 16th, 20th, 19th, 18th)

1. **KEVIN BROOKS**  
DE, Michigan, 6-7, 265.  
2. **JESSE PENN**  
LB, Virginia Tech, 6-3, 255.  
3. **CRAWFORD KER**  
G, Florida, 6-4, 250.  
4. **ROBERT LAVETTE**  
RB, Georgia Tech, 5-11, 195.  
5. (A) **HERSCHEL WALKER**  
RB, Georgia, 6-1, 224 - Choice from Houston for BUTCH JOHNSON.  
5. (B) **MATT DARWIN**  
C/G, Texas A&M, 6-4, 265 - Choice from Cleveland thru Buffalo for ROD HILL.

6. (A) **KURT PLOEGER**  
DT, Gustavus Adolphus, 6-5, 250 - Choice from Indianapolis for STEVE WRIGHT.  
6. (B) **MATT MORAN**  
C/G, Stanford, 6-4, 265.  
7. (A) **KARL POWE**  
WR, Alabama State, 6-2, 175 - Choice from San Diego thru Kansas City for LAWRENCE RICKS.  
7. (B) **JIM HERRMANN**  
DE, Brigham Young, 6-6, 265.  
8. **LEON GONZALEZ**  
WR, Bethune-Cookman, 5-10, 160.  
9. **SCOTT STRASBURGER**  
LB, Nebraska, 6-1, 220.  
10. **JOE JONES**  
TE, Virginia Tech, 6-4, 245.  
11. **NEAL DELLOCONO**  
LB, UCLA, 6-1, 220.  
12. **KARL JORDAN**  
LB, Vanderbilt, 6-2, 245.

## 1986

(Drafted Alternately  
21st, 20th, 19th, 18th)

1. (A) **MIKE SHERRARD**  
WR, UCLA, 6-2, 185 - Choice from San Francisco for Cowboys first and fifth-round choices.  
1. (B) NO CHOICE  
Choice given to San Francisco along with fifth-round choice for San Francisco's first-round choice.  
2. **DARRYL CLACK**  
RB, Arizona State, 5-10, 207 - Choice from Indianapolis for GARY HOGEBROOM.  
3. **MARK WALEN**  
DT, UCLA, 6-5, 265.  
4. **MAX ZENDEJAS**  
K, Arizona, 5-11, 184.  
5. NO CHOICE  
Choice given to San Francisco along with first-round choice for San Francisco's first-round choice.  
6. (A) **THORNTON CHANDLER**  
TE, Alabama, 6-5, 238 - Choice from Buffalo for ROD HILL.  
6. (B) **STAN GELBAUGH**  
QB, Maryland, 6-3, 207 - Choice from Detroit for ANGELO KING.  
6. (C) **LLOYD YANCEY**  
G, Temple, 6-4, 275.  
7. **JOHNNY HOLLOWAY**  
DB, Kansas, 5-11, 181.  
8. **TOPPER CLEMONS**  
RB, Wake Forest, 5-11, 205.  
9. **JOHN IONATA**  
G, Florida State, 6-2, 280.  
10. **BRYAN CHESTER**  
G, Texas, 6-4, 260.  
11. **GARTH JAX**  
LB, Florida State, 6-2, 225.  
12. (A) **CHRIS DULIBAN**  
LB, Texas, 6-2, 216 - Choice from Buffalo for ROD HILL.  
12. (B) **TONY FLACK**  
DB, Georgia, 6-1, 184.

## 1987

(Drafted Alternately 12th and 11th)

1. **DANNY NOONAN**  
DT, Nebraska, 6-4, 282.  
2. **RON FRANCIS**  
CB, Baylor, 5-9, 201.

3. **JEFF ZIMMERMAN**  
OL, Florida, 6-3, 310.  
4. **KELVIN MARTIN**  
WR, Boston College, 5-9, 161.  
5. **EVERETT GAY**  
WR, Texas, 6-2, 204.  
6. **JOE ONOSAI**  
OL, Hawaii, 6-3, 283.  
7. **KEVIN SWEENEY**  
QB, Fresno State, 6-0, 191.  
8. **KEVIN GOGAN**  
T, Washington, 6-7, 295.  
9. **ALVIN BLOUNT**  
RB, Maryland, 5-9, 197.  
10. **DALE JONES**  
LB, Tennessee, 6-1, 234.  
11. **JEFF WARD**  
K, Texas, 5-9, 169.  
12. **SCOTT ARMSTRONG**  
LB, Florida, 6-1, 230.

## 1988

(Drafted Alternately  
11th, 14th, 13th, 12th)

1. **MICHAEL IRVIN**  
WR, Miami, Fla., 6-2, 198.  
2. **KEN NORTON, JR.**  
LB, UCLA, 6-2, 224.  
3. **MARK HUTSON**  
G, Oklahoma, 6-3, 292.  
4. **DAVE WIDELL**  
T, Boston College, 6-6, 297.  
5. NO CHOICE  
Choice given to Seattle for RON ESSINK.  
6. **SCOTT SECULES**  
QB, Virginia, 6-3, 220.  
7. **OWEN HOOVEN**  
T, Oregon State, 6-8, 302.  
8. **MARK HIGGS**  
RB, Kentucky, 5-7, 188.  
9. **BRIAN BEDFORD**  
WR, California, 6-4, 209.  
10. **BILLY OWENS**  
DB, Pittsburgh, 6-1, 198.  
11. **CHAD HENNINGS**  
DE, Air Force, 6-5, 251.  
12. **BEN HUMMEL**  
LB, UCLA, 6-4, 234.

## 1989

(Drafted 1st)

1. **TROY AIKMAN**  
QB, UCLA, 6-3, 220.  
2. (A) NO CHOICE  
Choice given along with sixth-round choice to L.A. Raiders for their second, third and fifth-round choices.  
2. (B) **DARYL JOHNSTON**  
FB, Syracuse, 6-2, 237 - Choice from L.A. Raiders along with third and fifth-round choices for Cowboys' second and sixth-round choices.  
3. (A) **MARK STEPANSKI**  
OL, Pittsburgh, 6-2, 269.  
3. (B) **RHONDY WESTON**  
DE, Florida, 6-5, 274 - Choice from L.A. Raiders along with second and fifth-round choices for Cowboys' second and sixth-round choices.  
4. **TONY TOLBERT**  
DE, Texas-El Paso, 6-6, 245.  
5. (A) **KEITH JENNINGS**  
TE, Clemson, 6-4, 241.  
5. (B) **WILLIS CROCKETT**  
LB, Georgia Tech, 6-3, 221 - Choice





from L.A. Raiders along with second and third-round choices for Cowboys' second and sixth-round choices.

5. (C) **JEFF ROTH**  
DT, Florida, 6-3, 256 - Choice from Denver for TONY DORSETT.
6. **NO CHOICE**  
Choice given to L.A. Raiders along with second-round choice for Raiders' second, third and fifth-round choices.
7. **KEVIN PETERSON**  
LB, Northwestern, 6-2, 227.
8. **CHARVEZ FOGER**  
RB, Nevada-Reno, 5-10, 211.
9. **TIM JACKSON**  
DB, Nebraska, 5-11, 192.
10. **ROD CARTER**  
LB, Miami, Fla., 6-1, 228.
11. **RANDY SHANNON**  
LB, Miami, Fla., 6-0, 224.
12. **SCOTT ANKROM**  
WR, Texas Christian, 6-1, 200.

**1990**

(Drafted 1st)

1. (A) **NO CHOICE**  
Choice used to select STEVE WALSH in the 1989 supplemental draft.
1. (B) **EMMITT SMITH**  
RB, Florida, 5-9, 199 - Choice from Pittsburgh for first-round choice obtained from Minnesota and third-round choice obtained from San Francisco.
2. **ALEXANDER WRIGHT**  
WR, Auburn, 6-0, 187.
3. (A) **NO CHOICE**  
Choice to Minnesota in HERSHEL WALKER trade.
3. (B) **JIMMIE JONES**  
DT, Miami, Fla., 6-4, 284 - Choice from New England along with sixth and eighth-round choices for third-round choice obtained from Denver, fifth-round choice obtained from Miami and Cowboys' seventh-round choice.
4. **NO CHOICE**  
Choice to Denver in KEVIN BROOKS trade.
5. (A) **NO CHOICE**  
Choice to Washington for DEAN HAMEL.
5. (B) **STAN SMAGALA**  
CB, Notre Dame, 5-10, 184 - Choice from L.A. Raiders for sixth-round choice obtained from Minnesota, eighth-round choice obtained from New England, ninth-round choice obtained from Seattle, 10th-round choice obtained from Indianapolis and 11th-round choice obtained from San Francisco.
6. **NO CHOICE**  
Choice to San Diego along with sixth-round choice obtained from New England and sixth-round choice obtained from N.Y. Giants for San Diego's third-round choice in 1991.
7. **NO CHOICE**  
Choice given to New England along with third-round choice obtained from Denver and fifth-round choice obtained from Miami for New England's third, sixth and eighth-round choices.
8. **NO CHOICE**  
Choice to Detroit for PAUL PALMER.
9. **KENNETH GANT**  
CB, Albany State, GA, 5-11, 178.
10. **NO CHOICE**

- Choice to Minnesota in HERSHEL WALKER trade.
11. **DAVE HARPER**  
LB, Humboldt State, 6-1, 220.
  12. **NO CHOICE**  
Choice used to select MIKE LOWMAN in the 1989 supplemental draft.

**1991**

(Drafted Alternately 13th and 14th)

1. (A) **RUSSELL MARYLAND**  
DT, Miami, 6-1, 274 - Choice from New England for first-round choice obtained from Minnesota, second-round choice, RON FRANCIS, DAVID HOWARD and EUGENE LOCKHART.
1. (B) **ALVIN HARPER**  
WR, Tennessee, 6-3, 204.
2. (A) **DIXON EDWARDS**  
LB, Michigan State, 6-1, 220 - Choice from Detroit for first-round choice obtained from Washington.
2. (B) **NO CHOICE**  
Choice to New England along with first-round choice obtained from Minnesota, RON FRANCIS, DAVID HOWARD and EUGENE LOCKHART for New England's first-round draft choice.
3. (A) **GODFREY MYLES**  
LB, Florida, 6-1, 242 - Choice obtained from San Diego for 1990 draft choices.
3. (B) **JAMES RICHARDS**  
G, California, 6-4, 289 - Choice obtained from Detroit for first-round choice obtained from Washington.
3. (C) **NO CHOICE**  
Choice to Minnesota in Herschel Walker trade.
3. (D) **ERIK WILLIAMS**  
T, Central St. (OH), 6-5, 304 - Choice obtained from New Orleans in STEVE WALSH trade.
4. (A) **CURVIN RICHARDS**  
RB, Pittsburgh, 5-9, 200.
4. (B) **BILL MUSGRAVE**  
QB, Oregon, 6-2, 196 - Choice obtained from Kansas City in STEVE PELLUER trade.
4. (C) **TONY HILL**  
DE, Tenn.-Chattanooga, 6-6, 250 - Choice obtained from Detroit for first-round choice obtained from Washington.
4. (D) **KEVIN HARRIS**  
DE, Texas Southern, 6-5, 248 - Choice obtained from New England for first-round pick obtained from Minnesota.
5. (A) **NO CHOICE**  
Choice sent to L.A. Raiders for JOHN GESEK.
5. (B) **DARRICK BROWNLOW**  
LB, Illinois, 5-10, 245 - Choice obtained from Washington for first-round choice obtained from New England.
6. **MIKE SULLIVAN**  
OL, Miami, 6-3, 278.
7. (A) **LEON LETT**  
DE, Emporia (KS) St., 6-6, 273 Choice obtained from Denver in DAVE WIDELL trade.
7. (B) **NO CHOICE**  
Choice sent to L.A. Raiders for DALE HELLESTRAE.
8. **NO CHOICE**  
Choice sent to Phoenix for ROB AWALT.
9. **DAMON MAYS**  
WR, Missouri, 5-9, 166.

BOLD Indicates Made Active Roster

10. **SEAN LOVE**  
G, Penn State, 6-3, 285.
11. **TONY BOLES**  
RB, Michigan, 6-1, 196.
12. **LARRY BROWN**  
CB, Tex. Christian, 5-11, 184.

**1992**

(Drafted Alternately 24th, 23rd, 22nd, 21st)

1. (A) **KEVIN SMITH**  
CB, Texas A&M, 5-11, 173 - Choice from Atlanta along with fifth-round choice for first and fourth-round choices obtained from New England.
1. (B) **ROBERT JONES**  
LB, East Carolina, 6-2, 236.
2. (A) **JIMMY SMITH**  
WR, Jackson State, 6-1, 200 - Choice from Cleveland along with fifth-round choice for second-round choice obtained from New Orleans, eighth-round choice obtained from Denver and the Cowboys' third, sixth and twelfth-round choices.
2. (B) **DAREN WOODSON**  
S, Arizona State, 6-1, 216 - Choice from New England along with first and fourth-round choices for first and third-round choices obtained from Minnesota.
2. (C) **NO CHOICE**  
Choice sent to Atlanta along with eighth-round choice for TONY CASIL-LAS.
3. (A) **CLAYTON HOLMES**  
CB, Carson-Newman, 5-10, 178. Choice from Washington along with second-round choice for second and third-round choices obtained from Kansas City.
3. (B) **NO CHOICE**  
Choice sent to Cleveland along with second-round choice obtained from New Orleans, eighth-round choice obtained from Denver and the Cowboys' sixth and twelfth-round choices for second and fifth-round choices.
3. (C) **JAMES BROWN**  
T, Virginia State, 6-6, 331 - Choice from Detroit along with fourth and ninth-round choices for second-round choice obtained from Washington.
4. (A) **NO CHOICE**  
Choice sent to L.A. Raiders for STEVE BEUERLEIN.
4. (B) **TOM MYSLINSKI**  
G, Tennessee, 6-2, 291 - Choice from Detroit along with third and ninth-round choices for second-round choice obtained from Washington.
5. (A) **GREG BRIGGS**  
S, Texas Southern, 6-3, 209 - Choice from Atlanta along with first-round choice for first and fourth-round choices obtained from New England.
5. (B) **ROD MILSTEAD**  
G, Delaware State, 6-2, 293 - Choice from Cleveland along with second-round choice for second-round choice obtained from New Orleans, eighth-round choice obtained from Denver and the Cowboys' third, sixth, and twelfth-round choices.
5. (C) **NO CHOICE**  
Choice sent to Houston in the ALONZO HIGHSMITH trade.
6. (A) **FALLON WACASEY**  
TE, Tulsa, 6-7, 241 - Choice from New England for JESSE SOLOMON.



6. (B) NO CHOICE  
Choice sent to Cleveland along with second-round choice obtained from New Orleans, eighth-round choice obtained from Denver and the Cowboys' third and twelfth-round choices for second and fifth-round choices.
7. NO CHOICE  
Choice sent to L.A. Raiders for GARRY LEWIS.
8. NO CHOICE  
Choice sent to Atlanta along with second-round choice for TONY CASILLAS.
9. (A) NATE KIRTMAN  
S. Pomona-Pitzer, 6-1, 186.
9. (B) CHRIS HALL  
S. East Carolina, 6-2, 184 - Choice from Detroit along with third and fourth-round choices for second-round choice obtained from Washington.
10. JOHN TERRY  
G. Livingston College, 6-4, 292.
11. TIM DANIEL  
WR, Florida A&M, 5-11, 184.
12. (A) DONALD HARRIS  
S. Texas Tech, 6-0, 185 - Choice from New England for RICH GICEWICZ.
12. (B) NO CHOICE  
Choice sent to Cleveland along with second-round choice obtained from New Orleans, the Cowboys' third and sixth-round choices and the eighth-round choice obtained from Denver for second and fifth-round choices.

**(Drafted 28th)**

1. NO CHOICE  
Choice to Green Bay along with fourth-round choice for two second, a fourth and eighth-round choices.
2. (A) KEVIN WILLIAMS  
WR, Miami, Fla., 5-9, 190 - Choice from Green Bay along with second, fourth and eighth-round choices for first and fourth-round choices.
2. (B) DARRIN SMITH  
LB, Miami, Fla., 6-1, 237 - Choice from Green Bay along with second, fourth and eighth-round choices for first and fourth-round choices.
2. (C) NO CHOICE  
Choice to San Francisco in Charles Haley trade.
3. MIKE MIDDLETON  
S, Indiana, 5-10, 211
4. (A) DERRICK LASSIC  
RB, Alabama, 5-10, 192 - Choice from Green Bay along with two second-round choices and an eighth-round choice for first and fourth-round choices.
4. (B) RON STONE  
T, Boston College, 6-5, 306 - Choice from L.A. Raiders for ALEXANDER WRIGHT.
4. (C) NO CHOICE  
Choice to Green Bay along with first-round choice for two second, a fourth and eighth round choices.
5. NO CHOICE  
Choice to Pittsburgh for THOMAS EVERETT.
6. BARRY MINTER  
LB, Tulsa, 6-2, 236
7. BROCK MARIAN  
S, Nevada-Reno, 5-11, 178.
8. (A) DAVE THOMAS  
CB, Tennessee, 6-2, 205 - Choice from

- Tampa Bay for Gary Lewis and an eighth-round choice.
8. (B) REGGIE GIVENS  
S, Penn State, 6-0, 219 - Choice from Green Bay along with two second-round choices and a fourth-round choice for first and fourth-round choices.
8. (C) NO CHOICE  
Choice to Tampa Bay along with Gary Lewis for an eighth-round choice.

**1994****(Drafted 28th)**

1. (A) SHANTE CARVER  
DE, Arizona State, 6-5, 240 - Choice from San Francisco along with seventh-round choice for Cowboys' first and second-round choices.
1. (B) NO CHOICE  
Choice to San Francisco along with second-round choice for first and seventh-round choice.
2. (A) LARRY ALLEN  
OL, Sonoma State, 6-3, 325 - Compensatory choice.
2. (B) NO CHOICE  
Choice to San Francisco along with first-round choice for first and seventh-round choice.
3. (A) NO CHOICE  
Choice to San Francisco in Charles Haley trade.
3. (B) GEORGE HEGAMIN  
T, North Carolina State, 6-7, 355 - Compensatory choice.
4. (A) WILLIE JACKSON  
WR, Florida, 6-1, 205 - Choice from Tampa Bay in Thomas Everett trade.
4. (B) DEWAYNE DOTSON  
LB, Mississippi, 6-1, 250.
5. NO CHOICE  
Choice to L.A. Raiders along with seventh-round choice obtained from San Francisco for Elvis Patterson and L.A. Raiders seventh-round choice.
6. (A) NO CHOICE  
Choice to L.A. Rams for Jim Price.
6. (B) DARREN STUDSTILL  
DB, West Virginia, 6-1, 186 - Choice from L.A. Rams for Cowboys' fourth-round choice in 1995.
7. (A) TODDRICK McINTOSH  
DL, Florida State, 6-3, 277 - Choice from L.A. Raiders along with Elvis Patterson for Cowboys' fifth-round choice and seventh-round choice obtained from San Francisco.
7. (B) NO CHOICE  
Choice to New England for Hugh Millen.

**1995****(Drafted Alternately 28th and 27th)**

1. (A) NO CHOICE  
Choice to Tampa Bay for two second-round draft choices.
2. (A) SHERMAN WILLIAMS  
RB, Alabama, 5-8, 190 - Choice from Atlanta along with fourth-round choice for a second-round choice obtained from Tampa Bay.
2. (B) KENDELL WATKINS  
TE, Mississippi State, 6-1, 305.
2. (C) SHANE HANNAH  
G, Michigan State, 6-5, 345 - Choice from Tampa Bay along with second-round choice for first-round choice.
3. CHARLIE WILLIAMS  
S, Bowling Green, 6-0, 190.

4. (A) ERIC BJORNSON  
TE, Washington, 6-4, 215 - Choice from Atlanta along with second-round choice for a second round choice obtained from Tampa Bay.
4. (B) NO CHOICE  
Choice to St. Louis for 1994 sixth-round choice.
4. (C) ALUNDIS BRICE  
CB, Mississippi, 5-10, 178 - Compensatory choice.
4. (D) LINC HARDEN  
LB, Oklahoma State, 6-3, 238 - Compensatory choice.
5. (A) NO CHOICE  
Choice used to select JOHN DAVIS in the 1994 supplemental draft.
5. (B) EDWARD HERVEY  
WR, Southern Cal, 6-3, 179 - Compensatory choice.
5. (C) DANA HOWARD  
LB, Illinois, 6-0, 238 - Compensatory choice.
6. NO CHOICE  
Choice to Chicago along with VINSON SMITH and BARRY MINTER for KELLY BLACKWELL, MARKUS PAUL and JOHN ROPER.
7. OSCAR STURGIS  
DE, North Carolina, 6-5, 280.

**1996****(Drafted 30th)**

1. NO CHOICE  
Choice to Washington for a second and fourth-round draft choice.
2. (A) KAVIKA PITTMAN  
DE, McNeese State, 6-6, 263 - Choice from Washington along with third-round choice for first-round choice.
2. (B) RANDALL GODFREY  
LB, Georgia, 6-2, 237 - Choice from Miami for second-round choice and fourth-round choice obtained from N.Y. Giants as compensation for signing of Ron Stone.
2. (C) NO CHOICE  
Choice sent to Miami along with third-round choice obtained from N.Y. Giants as compensation for signing of Ron Stone for second-round choice.
3. (A) CLAY SHIVER  
C, Florida State, 6-2, 294 - Choice from Washington along with second-round choice for first-round choice.
3. (B) NO CHOICE  
Choice used to select DARREN BENSON in the 1995 supplemental draft.
3. (C) STEFFERT WILLIAMS  
WR, N.E. Louisiana, 6-0, 170 - Compensatory choice.
3. (D) MIKE ULUFALE  
DL, Brigham Young, 6-4, 277 - Compensatory choice.
4. NO CHOICE  
Choice to Atlanta along with fifth-round choice for ROGER HARPER.
5. (A) KENNETH McDANIEL  
G, Norfolk State, 6-3, 322 - Choice from Baltimore for fourth-round choice in 1997.
5. (B) NO CHOICE  
Choice to Atlanta along with fourth-round choice for ROGER HARPER.
5. (C) ALAN CAMPOS  
LB, Louisville, 6-3, 236 - Compensatory choice.
6. (A) NO CHOICE  
Choice to Chicago for JIM SCHWANTZ.





6. **(B) WENDELL DAVIS**  
CB, Oklahoma, 5-10, 183 -  
Compensatory choice.
7. **RYAN WOOD**  
FB, Arizona State, 5-11, 236.

**1997****(Drafted Alternately 25th,  
24th, 23rd, 22nd)**

1. **(A) DAVID LaFLEUR**  
TE, Louisiana State, 6-7, 280 - Choice  
from Philadelphia for first-round  
choice, fifth-round choice and third-  
round choice in 1998.
1. **(B) NO CHOICE**  
Choice to Philadelphia along with fifth-  
round choice and third-round choice  
in 1998 for first-round choice.
2. **NO CHOICE**  
Choice to Detroit for third and fourth-  
round choices.
3. **(A) DEXTER COAKLEY**  
LB, Appalachian State, 5-10, 215 -  
Choice from Detroit along with fourth-  
round choice for second-round  
choice.
3. **(B) STEVE SCIFRES**  
G/T, Wyoming, 6-4, 300.
3. **(C) KENNY WHEATON**  
CB, Oregon, 5-10, 190 -  
Compensatory Choice.
4. **(A) ANTONIO ANDERSON**  
DT, Syracuse, 6-6, 309 - Choice from  
Detroit along with third-round choice  
for second-round choice.
4. **(B) NO CHOICE**  
Choice to Baltimore for a 1996 fifth-  
round choice.
4. **(C) MACEY BROOKS**  
WR, James Madison, 6-5, 220 -  
Compensatory Choice.
4. **(D) NICKY SUALUA**  
FB, Ohio State, 5-11, 257 -  
Compensatory Choice.
5. **NO CHOICE**  
Choice to Philadelphia along with first-  
round choice and third-round choice  
in 1998 for first-round choice.
6. **LEE VAUGHN**  
CB, Wyoming, 5-11, 184.
7. **OMAR STOUTMIRE**  
S, Fresno State, 5-11, 198.

**1998****(Drafted Alternately 8th, 7th, 9th)**

1. **GREG ELLIS**  
DE, North Carolina, 6-6, 283.
2. **FLOZELL ADAMS**  
T, Michigan State, 6-7, 335.
3. **NO CHOICE**  
Choice to Philadelphia along with first-  
round choice and fifth-round choice in  
1997 for first-round choice in 1997.
4. **MICHAEL MYERS**  
DL, Alabama, 6-2, 286.
5. **(A) DARREN HAMBRICK**  
LB, South Carolina, 6-2, 216.
5. **(B) OLIVER ROSS**  
OL, Iowa State, 6-4, 300 - Choice  
from Seattle for sixth and seventh-  
round choices in 1998.

6. **(A) NO CHOICE**  
Choice to Seattle along with seventh-  
round choice in 1998 for fifth-round  
choice in 1998.
6. **(B) IZELL REESE**  
S, Alabama-Birmingham, 6-2, 193 -  
Compensatory Choice.
7. **(A) NO CHOICE**  
Choice to Seattle along with sixth-  
round choice in 1998 for fifth-round  
choice in 1998.
7. **(B) TARIK SMITH**  
RB, California, 5-10, 200 -  
Compensatory Choice.
7. **(C) ANTONIO FLEMING**  
G, Georgia, 6-3, 309 - Compensatory  
Choice.
7. **(D) ROD MONROE**  
TE, Cincinnati, 6-4, 244 -  
Compensatory Choice.

**1999****(Drafted Alternately  
22nd, 23rd, 24th)**

1. **(A) EBENEZER EKUBAN**  
DE, North Carolina, 6-3, 281.
1. **(B) NO CHOICE**  
Choice to Seattle along with fifth round  
choice obtained from Carolina as  
compensation for the signing of  
Patrick Jeffers for first round choice.
2. **SOLOMON PAGE**  
T, West Virginia, 6-5, 306.
3. **DAT NGUYEN**  
LB, Texas A&M, 5-11, 231.
4. **(A) WANE McGARITY**  
WR, Texas, 5-8, 191.
4. **(B) PEPPI ZELLNER**  
DE, Fort Valley State, 6-5, 251 -  
Compensatory Choice.
5. **NO CHOICE**  
Choice to Denver for past considera-  
tions.
6. **MARTAY JENKINS**  
WR, Nebraska-Omaha, 5-11, 193.
7. **(A) MIKE LUCKY**  
TE, Arizona, 6-6, 273.
7. **(B) KELVIN GARMON**  
OL, Baylor, 6-2, 329 - Compensatory  
Choice.

**2000****(Drafted Alternately 19th, 18th,  
17th, 16th, 15th, 14th, 13th)**

1. **NO CHOICE**  
Choice to Seattle along with first-round  
choice in 2001 for Joey Galloway.
2. **DWAYNE GOODRICH**  
CB, Tennessee, 5-11, 198.
3. **NO CHOICE**  
Choice to Seattle for James McKnight.
4. **KAREEM LARRIMORE**  
CB, West Texas A&M, 5-11, 190.
5. **MICHAEL WILEY**  
WR, Ohio State, 5-11, 189.
6. **MARIO EDWARDS**  
CB, Florida State, 6-0, 191.
7. **ORANTES GRANT**  
LB, Georgia, 6-0, 225.

**2001****(Drafted Alternately 7th, 6th, 8th)**

1. **NO CHOICE**  
Choice to Seattle along with first-round  
choice in 2000 for Joey Galloway.
2. **(A) NO CHOICE**  
Choice to Indianapolis for second-  
round and third-round draft choices.
2. **(B) QUINCY CARTER**  
QB, Georgia, 6-2, 225 - choice from  
New Orleans for third-round draft  
choice and third-round draft choice  
obtained from Indianapolis.
2. **(C) TONY DIXON**  
S, Alabama, 6-1, 213 - choice from  
Miami along with fourth-round draft  
choice for second-round draft choice  
obtained from Indianapolis.
3. **(A) NO CHOICE**  
Choice to New Orleans along with  
third-round draft choice obtained from  
Indianapolis for second-round draft  
choice.
3. **(B) WILLIE BLADE**  
DT, Mississippi St., 6-3, 319 -  
Compensatory Choice.
4. **(A) NO CHOICE**  
Choice to Atlanta along with seventh-  
round choice in 2002 for O.J.  
Santiago.
4. **(B) MARKUS STEELE**  
LB, Southern California, 6-3, 240 -  
choice from Miami along with second-  
round choice for second-round  
choice.
5. **MATT LEHR**  
G, Virginia Tech, 6-2, 292.
6. **DALEROY STEWART**  
DT, Southern Mississippi, 6-4, 309.
7. **(A) COLSTON WEATHERINGTON**  
DE, Central Missouri St., 6-5, 274.
7. **(B) JOHN NIX**  
DT, Southern Mississippi, 6-1, 313 -  
Compensatory Choice.
7. **(C) CHAR-RON DORSEY**  
T, Florida State, 6-6, 347 -  
Compensatory Choice.



## Cowboys and Free Agency

1989

## PLAN B

## PLAYERS SIGNED (5):

C Eric Coyle  
(from Washington)  
DB Ray Horton  
(from Cincinnati)  
TE Anthony Jones  
(from San Diego)  
LB Eric Naposki  
(from New England)  
RB Kevin Scott  
(from San Diego)

## PLAYERS LOST (6):

C Bob Brozki  
(by Atlanta)  
TE Doug Cosbie  
(by Denver)  
RB Mark Higgs  
(by Philadelphia)  
LB Garth Jax  
(by Phoenix)  
WR Mike Sherrard  
(by San Francisco)  
QB Kevin Sweeney  
(by San Francisco)

1990

## PLAN B

## PLAYERS SIGNED (16):

FB Tormie Agee  
(from Kansas City)  
T Louis Cheek  
(from Miami)  
LB Terrence Cooks  
(from New England)  
DB Antonio Gibson  
(from New Orleans)  
WR Rod Harris  
(from New Orleans)  
OL Greg Johnson  
(from Miami)  
LB Walter Johnson  
(from New Orleans)  
RB Keith Jones  
(from Cleveland)  
WR Dennis McKinnon  
(from Chicago)  
TE Jay Novacek  
(by Phoenix)  
DE Lybrant Robinson  
(from Washington)  
G Tony Stalon  
(from L.A. Rams)  
LB Vinson Smith  
(from Pittsburgh)  
DE Anthony Spears  
(from Houston)  
S James Washington  
(from L.A. Rams)  
WR Mike Williams  
(from Detroit)

## PLAYERS LOST (4):

WR Cornell Burbage  
(by Minnesota)  
WR Bernard Ford  
(by Houston)  
RB Paul Palmer  
(by Cincinnati)  
C Bob White  
(by New England)

1991

## PLAN B

## PLAYERS SIGNED (4):

DB Odie Harris  
(from Tampa Bay)  
TE Craig Hudson  
(from Green Bay)  
TE Alfredo Roberts  
(from Kansas City)  
OL Alan Veingard  
(from Green Bay)

## PLAYERS LOST (2):

G Crawford Ker  
(by Denver)  
FB Robert Perryman  
(by Denver)

1992

## PLAN B

## PLAYERS SIGNED (4):

LB Bernard Clark  
(from Cincinnati)  
G/C Frank Cornish  
(from San Diego)  
K Brad Daluiso  
(from Buffalo)  
CB Brian Mitchell  
(from Atlanta)

## PLAYERS LOST (6):

TE Rob Awalt  
(by Denver)  
LB Darrick Brownlow  
(by Buffalo)  
LB Jack Del Rio  
(by Minnesota)  
CB Manny Hendrix  
(by San Francisco)  
S Stan Smagala  
(by Pittsburgh)  
K Ken Willis  
(by Tampa Bay)

1993

## PLAYERS SIGNED (0):

## PLAYERS LOST (2):

QB Steve Bueerlein  
(by Phoenix)  
WR Kelvin Martin  
(by Seattle)

1994

## PLAYERS SIGNED (2):

G Derek Kennard  
(from New Orleans)  
QB Rodney Peete  
(from Detroit)

## PLAYERS LOST (8):

DT Tony Casillas  
(by Kansas City)  
G/C Frank Cornish  
(by Minnesota)  
G John Gesek  
(by Washington)  
G/T Kevin Gogan  
(by L.A. Raiders)  
DT Jimmie Jones  
(by L.A. Rams)  
QB Bernie Kosar  
(by Miami)

K Eddie Murray  
(by Philadelphia)  
LB Ken Norton  
(by San Francisco)

1995

## PLAYERS SIGNED (3):

C Ray Donaldson  
(from Seattle)  
RB David Lang  
(from St. Louis)  
CB Deion Sanders  
(from San Francisco)

## PLAYERS LOST (11):

LB Darrick Brownlow  
(by Washington)  
G/C Frank Cornish  
(by Jacksonville)  
TE Scott Galbraith  
(by Washington)  
S Kenneth Gant  
(by Tampa Bay)  
WR Alvin Harper  
(by Tampa Bay)  
DE Jim Jeffcoat  
(by Buffalo)  
QB Rodney Peete  
(by Philadelphia)  
C Mark Stepnoski  
(from Houston)  
RB Blair Thomas  
(by Atlanta)  
LB Matt Vanderbeek  
(by Washington)  
S James Washington  
(by Washington)

1996

## PLAYERS SIGNED (2):

LB Fred Strickland  
(from Green Bay)  
CB Robert Bailey  
(by Miami)

## PLAYERS LOST (5):

CB Larry Brown  
(by Oakland)  
LB Dixon Edwards  
(by Minnesota)  
LB Robert Jones  
(by St. Louis)  
DT Russell Maryland  
(by Oakland)  
G/T Ron Stone\*  
(by N.Y. Giants)

1997

## PLAYERS SIGNED (0):

## PLAYERS LOST (6):

K Chris Boniol\*  
(by Philadelphia)  
P John Jett  
(by Detroit)  
LB Godfrey Myles  
(by Denver)  
LB Jim Schwantz\*  
(by San Francisco)  
LB Darrin Smith  
(by Philadelphia)  
S George Teague  
(by Miami)

1998

## PLAYERS SIGNED (1):

G Everett McIver  
(from Miami)

## PLAYERS LOST (3):

G/C John Flannery  
(by St. Louis)  
G/T George Hegamin  
(by Philadelphia)  
S Brock Marion  
(by Miami)

1999

## PLAYERS SIGNED (2):

WR Raghbir Ismail  
(from Carolina)  
C Mark Stepnoski  
(from Tennessee)

## PLAYERS LOST (3):

WR Patrick Jeffers\*  
(by Carolina)  
C Clay Shiver  
(by Denver)  
DT Artie Smith  
(by Kansas City)

2000

## PLAYERS SIGNED (4):

LB Joe Bowden  
(from Tennessee)  
TE Jackie Harris  
(from Tennessee)  
QB Paul Justin  
(from St. Louis)  
CB Ryan McNeil  
(from Cleveland)

## PLAYERS LOST (8):

TE Eric Bjornson  
(by New England)  
RB Robert Chancey\*  
(by San Diego)  
QB Jason Garrett  
(by N.Y. Giants)  
LB Randall Godfrey  
(by Tennessee)  
P Toby Gowin\*  
(by New Orleans)  
LB Lemanski Hall  
(by Minnesota)  
G/C Tom Myslinski  
(by Pittsburgh)  
DE Kavika Pittman  
(by Denver)

2001

## PLAYERS SIGNED (0):

## PLAYERS LOST (3):

QB Randall Cunningham  
(by Baltimore)  
DT Leon Lett  
(by Denver)  
WR James McKnight  
(by Miami)



**2000  
Season**







# The 2000 Season At A Glance

## Philadelphia 41, Dallas 14 At Dallas, Sept. 3, 2000

The Dallas Cowboys opened the 2000 season by falling 41-14 to the Philadelphia Eagles at Texas Stadium. Following an onside opening kickoff, the Eagles got on the scoreboard first with a one-yard Donovan McNabb pass to Jeff Thomason. Duce Staley upped Philadelphia's advantage with a one-yard touchdown run at the end of the first quarter before Jeremiah Trotter returned a Troy Aikman interception 27 yards for a touchdown early in the second period to give the Eagles a 21-0 advantage. Philadelphia made it 24-0 on a 33-yard David Akers field goal midway through the second before Tim Seder got the Cowboys on the board with a 34-yard field goal late in the quarter. Seder connected again from 38-yards as the first half expired to cut the Dallas deficit to 27-6. Akers added a 37-yard field goal midway through the third quarter before McNabb scored on a three-yard run early in the final frame. Brian Mitchell added a six-yard touchdown two and a half minutes later for a 41-6 Philadelphia advantage. Joey Galloway closed out the scoring midway through the fourth when he caught a four-yard touchdown pass from Randall Cunningham. Cunningham then hooked up with Raghbi Ismail on the two-point conversion for the final 41-14 score. Cunningham replaced Aikman in the second quarter after Aikman suffered a concussion and did not return to the game. Galloway left the game late in the fourth quarter after tearing the anterior cruciate ligament in his left knee. Kareem Larrimore became the first rookie to start a season-opener at cornerback for Dallas since Ron Francis opened the 1987 season at corner. The Eagles' 306 rushing yards was the most gained by a Dallas opponent in club history (289 - Philadelphia, 10/22/61).

PHILADELPHIA.....	14	10	3	14	-	41
DALLAS.....	0	6	0	8	-	14

Eagles - Thomason 1 pass from McNabb (Akers kick)  
Eagles - Staley 1 run (Akers kick)  
Eagles - Trotter 27 interception return (Akers kick)  
Eagles - FG Akers 33  
Cowboys - FG Seder 34  
Cowboys - FG Seder 38  
Eagles - FG Akers 37  
Eagles - McNabb 3 run (Akers kick)  
Eagles - Mitchell 6 run (Akers kick)  
Cowboys - Galloway 4 pass from Cunningham  
(Cunningham-to-Ismail pass)  
Attendance - 62,872

	Eagles	Cowboys
First Downs.....	27	10
Total Net Yards.....	425	167
Net Yards Rushing.....	306	67
Net Yards Passing.....	119	100
Passes.....	29-16	31-13
Sacked/Yards.....	1/11	5/35
Passes Intercepted By.....	2	3
Punts-Average.....	2-44.0	7-44.6
Fumbles-Lost.....	0-0	0-0
Penalties-Yards.....	4-25	9-93
Time of Possession.....	39:30	20:30

### Rushing

Eagles - Staley, 26 for 201, 1 touchdown; Mitchell, 8 for 39, 1 touchdown; Pritchett, 6 for 29; McNabb, 5 for 29, 1 touchdown; C. Johnson, 1 for 8.  
Cowboys - Ismail, 2 for 33; E. Smith, 7 for 29; Cunningham, 1 for 5; Warren, 3 for 0.

### Passing

Eagles - McNabb, 16-of-28 for 130 yards, 1 touchdown, 2 interceptions; Detmer, 0-of-1 for 0 yards, 1 interception.  
Cowboys - Cunningham, 13-of-26 for 135 yards, 1 touchdown, 1 interception; Aikman, 0-of-5 for 0 yards, 1 interception.

### Receiving

Eagles - Staley, 4 for 61, Pinkston, 3 for 29; Broughton, 2 for 12; Van Dyke, 1 for 8; Lewis, 1 for 6; Johnson, 1 for 5; Mitchell, 1 for 5; Martin, 1 for 2; Small, 1 for 1; Thomason, 1 for 1, 1 touchdown.

Cowboys - Galloway, 4 for 62, 1 touchdown; Ismail, 3 for 36; Harris, 2 for 3; McGarity, 1 for 10; Wiley, 1 for 10; McKnight, 1 for 9; Warren, 1 for 5.

## Arizona 32, Dallas 31 At Arizona, Sept. 10, 2000

The Dallas Cowboys saw their record fall to 0-2 after a 32-31 defeat at the hands of the Arizona Cardinals at Sun Devil Stadium. Arizona opened the scoring on the game's first possession when Cary Blanchard connected on a 19-yard field goal. Dallas answered late in the quarter when Wane McGarity returned a punt 64 yards for a touchdown, his first NFL score. The Cardinals regained the lead early in the second period as Michael Pittman scored on a one-yard run. The Cowboys responded with a 47-yard Randall Cunningham-to-James McKnight touchdown pass, and then increased their lead to 21-10 when Cunningham found Jackie Harris for a one-yard touchdown. Blanchard cut Arizona's halftime deficit to 21-13 with a 54-yard field goal as the first half expired. Tim Seder added to Dallas' lead with a 44-yard field goal midway through the third quarter before Jake Plummer found Frank Sanders for a four-yard touchdown late in the quarter. Blanchard made his third field goal of the game, from 35-yards out, late in the period to cut the Cardinals' deficit to 24-23. Midway through the final frame, Cunningham hooked up with Michael Wiley on a 15-yard touchdown, Wiley's first career score, giving the Cowboys a 31-23 advantage. Arizona answered with a 51-yard Blanchard field goal before Plummer found Sanders for a 17-yard touchdown (two point attempt failed) to close out the scoring. Cunningham, playing for the injured Troy Aikman, completed 24-of-34 passes for 243 yards and three touchdowns. With 59 yards rushing on the night, Emmitt Smith (14,051) became just the third player in NFL history to rush for more than 14,000 career yards (Walter Payton - 16,726, Barry Sanders - 15,269).

DALLAS.....	7	14	3	7	-	31
ARIZONA.....	3	10	10	9	-	32

Cardinals - FG Blanchard 19  
Cowboys - McGarity 64 punt return (Seder kick)  
Cardinals - Pittman 1 run (Blanchard kick)  
Cowboys - McKnight 47 pass from Cunningham  
(Seder kick)  
Cowboys - Harris 1 pass from Cunningham (Seder kick)  
Cardinals - FG Blanchard 54  
Cowboys - FG Seder 44  
Cardinals - Sanders 4 pass from Plummer  
(Blanchard kick)  
Cardinals - FG Blanchard 35  
Cowboys - Wiley 15 pass from Cunningham (Seder kick)  
Cardinals - FG Blanchard 51  
Cardinals - Sanders 17 pass from Plummer (two point attempt failed)  
Attendance - 66,009

	Cowboys	Cardinals
First Downs.....	17	21
Total Net Yards.....	330	322
Net Yards Rushing.....	90	98
Net Yards Passing.....	240	224
Passes.....	34-24	24-18
Sacked/Yards.....	1/3	2/19
Passes Intercepted By.....	0	0
Punts-Average.....	2-57.0	2-46.5
Fumbles-Lost.....	2-2	4-1
Penalties-Yards.....	5-102	2-15
Time of Possession.....	28:40	31:20

### Rushing

Cowboys - E. Smith, 16 for 59; Cunningham, 5 for 34; Ismail, 1 for -3.

Cardinals - T. Jones, 23 for 70; Pittman, 9 for 28, 1 touchdown; Plummer, 1 for 0.

### Passing

Cowboys - Cunningham, 24-of-34 for 243 yards, 3 touchdowns.

Cardinals - Plummer, 18-of-24 for 243 yards, 2 touchdowns.

### Receiving

Cowboys - Harris, 7 for 56, 1 touchdown; McKnight, 5 for 86, 1 touchdown; Ismail, 5 for 69; Wiley, 3 for 23, 1 touchdown; Thomas, 2 for 8; LaFleur, 1 for 2; E. Smith, 1 for -1.  
Cardinals - Boston, 6 for 102; Sanders, 4 for 56, 2 touchdowns; T. Jones, 2 for 30; Hardy, 2 for 19; Pittman, 2 for 12; Cody, 1 for 19; Gedney, 1 for 5.



## Dallas 27, Washington 21

At Washington, Sept. 18, 2000

The Dallas Cowboys won their first game of the 2000 season and the first game of Dave Campo's head coaching career when they defeated the Washington Redskins 27-21 at FedEx Field on Monday Night Football. The Redskins got on the scoreboard first as Stephen Davis scored on a seven-yard run midway through the opening quarter. The Cowboys responded when Randall Cunningham hooked up with Chris Warren for a 76-yard touchdown strike late in the first quarter. Early in the second period, Emmitt Smith gave Dallas a 14-7 lead when he scored from three yards out. The Cowboys upped their lead to 17-7 midway through the third quarter when Tim Seder connected on a 32-yard field goal. Washington answered with a one-yard Davis touchdown to cut their deficit to 17-14 after three periods. Early in the final frame, Cunningham hit Jackie Harris for a 16-yard catch-and-run score to give the Cowboys a 10-point advantage. The Redskins cut their deficit to 24-21 when Brad Johnson hooked up with Mike Sellers midway through the fourth for a seven-yard touchdown. Following an Izell Reese interception of a Johnson pass late in the game, Seder closed out the scoring with a 38-yard field goal. Cunningham, starting for the second consecutive week for the injured Troy Aikman, finished the game 10-of-23 for 185 yards, two touchdowns and an interception. Smith's 83 rushing yards led the way as the Cowboys rushed for 153 yards on the night, their first 100-yard rushing effort of the season. The victory marked the sixth consecutive time Dallas has defeated Washington, marking the first time the Cowboys have won six straight in the series since the 1979-82 seasons.

DALLAS	.....	7	7	3	10	-	27
WASHINGTON	.....	7	0	7	7	-	21

Redskins - S. Davis 7 run (Husted kick)  
Cowboys - Warren 76 pass from Cunningham (Seder kick)  
Cowboys - E. Smith 3 run (Seder kick)  
Cowboys - FG Seder 32  
Redskins - S. Davis 1 run (Husted kick)  
Cowboys - Harris 16 pass from Cunningham (Seder kick)  
Redskins - Sellers 7 pass from Johnson (Husted kick)  
Cowboys - FG Seder 38  
Attendance - 84,431

	Cowboys	Redskins
First Downs	.....15	.....24
Total Net Yards	.....332	.....331
Net Yards Rushing	.....153	.....107
Net Yards Passing	.....179	.....224
Passes	.....23-10	.....49-30
Sacked/Yards	.....1/6	.....3/17
Passes Intercepted By	.....1	.....1
Punts-Average	.....5-46.4	.....7-39.9
Fumbles-Lost	.....2-1	.....3-1
Penalties-Yards	.....4-20	.....6-82
Time of Possession	.....24:54	.....35:06

### Rushing

Cowboys - E. Smith, 24 for 83, 1 touchdown; Cunningham, 3 for 32; Ismail, 2 for 30; Warren, 2 for 8.  
Redskins - S. Davis, 25 for 91, 2 touchdowns; Centers, 1 for 11; Murrell, 1 for 3; Johnson, 2 for 2.

### Passing

Cowboys - Cunningham, 10-of-23 for 185 yards, 2 touchdowns, 1 interception.  
Redskins - Johnson, 30-of-49 for 241 yards, 1 touchdown, 1 interception.

### Receiving

Cowboys - Warren, 3 for 86, 1 touchdown; Ismail, 3 for 65; Harris, 2 for 28, 1 touchdown; McKnight, 1 for 6; E. Smith, 1 for 0.  
Redskins - Murrell, 8 for 48; Fryar, 6 for 47; S. Davis, 5 for 54; Thrash, 3 for 21; Centers, 3 for 20; Connell, 2 for 20; S. Alexander, 1 for 15; Reed, 1 for 9; Sellers, 1 for 7, 1 touchdown.

## San Francisco 41, Dallas 24

At Dallas, Sept. 24, 2000

The Dallas Cowboys saw their record fall to 1-3 with a 41-24 defeat at the hands of the San Francisco 49ers at Texas Stadium. The 49ers opened the scoring late in the opening quarter with a 38-yard Wade Richey field goal.

Dallas answered early in the second period when Tim Seder connected on a 40-yard field goal. San Francisco scored on a one-yard Charlie Garner touchdown run midway through the quarter before Jeff Garcia connected with Terrell Owens late in the period on a three-yard touchdown pass for a 17-3 49ers advantage. Emmitt Smith answered the Owens score with a one-yard plunge just over a minute later to cut the Cowboys halftime deficit to 17-10. The 49ers opened the second half with a 68-yard Garcia-to-Jerry Rice touchdown before Richey connected on a 47-yard field goal. The Niners opened up a 34-17 lead when Garcia hooked up with Rice on a five-yard scoring toss early in the final frame. Dallas responded with an 11-yard Troy Aikman-to-Jackie Harris touchdown pass. Owens scored his second touchdown of the day when he caught a one-yard scoring pass from Garcia late in the game. Dallas closed out the scoring when Clint Stoerner connected with Harris on a 16-yard touchdown pass, Stoerner's first professional scoring toss. In his first game since being knocked out of the season opener with a concussion, Aikman finished 15-of-26 for 197 yards, one touchdown and an interception. James McKnight caught six of those passes for 129 yards. Harris's two touchdowns grab set a single-game career-high for him. The 49ers' Garner carried the ball 36 times, the third highest total ever against the Cowboys.

SAN FRANCISCO	.....	3	14	10	14	-	41
DALLAS	.....	0	10	0	14	-	24

49ers - FG Richey 38  
Cowboys - FG Seder 40  
49ers - Garner 1 run (Richey kick)  
49ers - Owens 3 pass from Garcia (Richey kick)  
Cowboys - E. Smith 1 run (Seder kick)  
49ers - Rice 68 pass from Garcia (Richey kick)  
49ers - FG Richey 47  
49ers - Rice 5 pass from Garcia (Richey kick)  
Cowboys - Harris 11 pass from Aikman (Seder kick)  
49ers - Owens 1 pass from Garcia (Richey kick)  
Cowboys - Harris 16 pass from Stoerner (Seder kick)  
Attendance - 64,127

	49ers	Cowboys
First Downs	.....27	.....18
Total Net Yards	.....439	.....298
Net Yards Rushing	.....261	.....76
Net Yards Passing	.....178	.....222
Passes	.....27-16	.....31-18
Sacked/Yards	.....0/0	.....3/28
Passes Intercepted By	.....1	.....0
Punts-Average	.....1-52.0	.....3-45.3
Fumbles-Lost	.....0-0	.....2-2
Penalties-Yards	.....8-94	.....5-62
Time of Possession	.....37:13	.....22:47

### Rushing

49ers - Garner, 36 for 201, 1 touchdown; Garcia, 6 for 43; Beasley, 4 for 11; Lewis, 1 for 6.  
Cowboys - E. Smith, 11 for 31, 1 touchdown; Coakley, 1 for 26; Warren, 1 for 18; Wiley, 1 for 1.

### Passing

49ers - Garcia, 16-of-26 for 178 yards, 4 touchdowns; Rice, 0-of-1 for 0 yards.  
Cowboys - Aikman, 15-of-26 for 197 yards, 1 touchdown, 1 interception; Stoerner, 3-of-5 for 53 yards, 1 touchdown.

### Receiving

49ers - Owens, 5 for 51, 2 touchdowns; Rice, 4 for 73, 2 touchdowns; Garner, 3 for 34; Clark, 2 for 13; Streets, 1 for 6; Beasley, 1 for 1.  
Cowboys - McKnight, 6 for 129; Harris, 3 for 32, 2 touchdowns; Thomas, 3 for 28; Ismail, 2 for 38; Warren, 2 for 14; Wiley, 1 for 8; Tucker, 1 for 1.

## Dallas 16, Carolina 13 (OT)

At Carolina, Oct. 1, 2000

The Dallas Cowboys won their second consecutive road game for the first time since Nov. 1998 when they defeated the Carolina Panthers 16-13 in overtime at Ericsson Stadium. The Panthers opened the scoring early in the second period on a Tim Biakabutuka one-yard touchdown plunge. On Carolina's next possession, Izell Reese tackled punter Ken Walter in the end zone for a safety after Walter bobbled the snap. On the Cowboys ensuing possession, Emmitt Smith scored the 150th touchdown of his career on an eight-yard run. Troy Aikman connected with Jackie Harris

## 2000 SEASON



on the two-point conversion to give Dallas a 10-7 advantage. Richie Cunningham tied the score with a 39-yard field goal just before the first half expired. Late in the third period, Tim Seder connected on a 27-yard field goal to give Dallas a three-point advantage, but Cunningham responded with a 23-yard field goal early in the final quarter to tie the score. After Seder missed a 45-yard field goal with a 1:02 remaining in regulation, he won the game with a 24-yard field goal in overtime. Smith tallied his first 100-yard rushing game of the season with 132 yards and a touchdown on 24 carries. The Cowboys defense forced a season-high five fumbles on the day, the most forced by a Dallas defense since forcing six at Arizona on Sept. 7, 1997.

DALLAS	0	10	3	0	3	16
CAROLINA	0	10	0	3	0	13

Panthers - Biakabutuka 1 run (Cunningham kick)  
Cowboys - Reese tackles Walter in end zone for safety  
Cowboys - E. Smith 8 run (Harris pass from Aikman)  
Panthers - FG Cunningham 39  
Cowboys - FG Seder 27  
Panthers - FG Cunningham 23  
Cowboys - FG Seder 24

Attendance - 73,310

	Cowboys	Panthers
First Downs	20	13
Total Net Yards	291	272
Net Yards Rushing	173	119
Net Yards Passing	118	153
Passes	23-15	29-17
Sacked/Yards	2/13	1/8
Passes Intercepted By	0	2
Punts-Average	4-44.0	3-40.0
Fumbles-Lost	0-0	5-2
Penalties-Yards	4-45	5-55
Time of Possession	36:03	27:49

### Rushing

Cowboys - E. Smith, 24 for 132, 1 touchdown; Warren, 8 for 27; Thomas, 3 for 12; Aikman, 2 for 2; Ismail, 1 for 0.  
Panthers - Biakabutuka, 20 for 86, 1 touchdown; Beuerlein, 4 for 22; Hoover, 1 for 6; Muhammad, 1 for 4; Floyd, 2 for 1; Walter, 1 for 0.

### Passing

Cowboys - Aikman, 15-of-23 for 131 yards, 2 interceptions  
Panthers - Beuerlein, 17-of-29 for 161 yards.

### Receiving

Cowboys - McKnight, 3 for 37; Ismail, 3 for 25; Harris, 3 for 20; E. Smith, 3 for 17; Warren, 2 for 28; Tucker, 1 for 4.  
Panthers - Biakabutuka, 6 for 48; Muhammad, 5 for 52; Hayes, 3 for 21; Walls, 2 for 26; Floyd, 1 for 14.

## NY Giants 19, Dallas 14

At Dallas, Oct. 15, 2000

The Dallas Cowboys saw their record fall to 2-4 following a 19-14 defeat at the hands of the N.Y. Giants at Giants Stadium. Following a scoreless first quarter, New York got on the scoreboard midway through the second period with a one-yard Kerry Collins-to-Pete Mitchell touchdown pass after the Giants picked off a Troy Aikman pass at the Dallas 21 yard line. Early in the third quarter, Brad Daluiso increased the Giants lead to 10-0 with a 24-yard field goal. Jason Tucker returned the ensuing kickoff 90 yards to set up Dallas at the New York two yard line. Aikman then connected with Robert Thomas on a one-yard scoring toss, marking Thomas' first professional touchdown. The Giants answered right back with a 20-yard Daluiso field goal midway through the quarter before Emmitt Smith scored on a three-yard scamper late in the period to give the Cowboys a 14-13 advantage. Early in the final frame, the Giants again intercepted an Aikman pass in Dallas territory, and this time, Ron Dayne scored from three yards out to close out the scoring (the two-point attempt failed). Tucker tallied 205 kickoff return yards on the day, eclipsing his own team record of 203 yards last year at New Orleans (12/24/99). Thomas finished the day with career-high totals of five receptions for 24 yards. Damon Hodge made his NFL debut with three catches for 52 yards. Aikman finished the day 22-of-42 for 211 yards, one touchdown and five interceptions. His five picks established a career-high and tied the team record for interceptions thrown in a single game.

DALLAS	0	0	14	0	-	14
NEW YORK	0	7	6	6	-	19

Giants - Mitchell 1 pass from Collins (Daluiso kick)  
Giants - FG Daluiso 24  
Cowboys - Thomas 1 pass from Aikman (Seder kick)  
Giants - FG Daluiso 20  
Cowboys - E. Smith 3 run (Seder kick)  
Giants - Dayne 3 run (two-point attempt failed)  
Attendance - 78,189

	Cowboys	Giants
First Downs	23	17
Total Net Yards	269	311
Net Yards Rushing	76	203
Net Yards Passing	193	108
Passes	42-22	25-14
Sacked/Yards	2/18	2/11
Passes Intercepted By	0	5
Punts-Average	3-43.3	7-39.7
Fumbles-Lost	0-0	0-0
Penalties-Yards	9-81	9-72
Time of Possession	30:42	29:18

### Rushing

Cowboys - E. Smith, 19 for 61, 1 touchdown; Aikman, 2 for 7; Warren, 5 for 4; Thomas, 1 for 4.  
Giants - Dayne, 21 for 108, 1 touchdown; Barber, 9 for 73; Collins, 3 for 22.

### Passing

Cowboys - Aikman, 22-of-42 for 211 yards, 1 touchdown, 5 interceptions.  
Giants - Collins, 14-of-25 for 119 yards, 1 touchdown.

### Receiving

Cowboys - Warren, 6 for 62; Thomas, 5 for 24, 1 touchdown; Hodge, 3 for 52; Tucker, 2 for 26; Ismail, 2 for 14; E. Smith, 2 for 10; LaFleur, 1 for 19; Harris, 1 for 4.  
Giants - Jurevics, 4 for 25; Hilliard, 3 for 42; Comella, 2 for 19; Toomer, 2 for 17; Barber, 2 for 15; Mitchell, 1 for 1, 1 touchdown.

## Dallas 48, Arizona 7

At Dallas, Oct. 22, 2000

The Dallas Cowboys raised their record to 3-4 by defeating the Arizona Cardinals 48-7, their first victory at Texas Stadium in 2000. After Phillippi Sparks intercepted a Jake Plummer pass and returned it 43 yards to the Arizona 17-yard line, Emmitt Smith opened the scoring late in the first quarter on a one yard run. After a three-and-out series by the Cardinals, Wane McGarity returned the ensuing punt 59 yards for a touchdown. Early in the second period, Chris Warren scored from 32-yards out to up the Cowboys lead to 21-0. Late in the quarter, Tim Seder connected on a 32-yard field goal and then closed the half with a 23-yard field goal following Charlie Williams' first NFL interception. Midway through the third quarter, Raghib Ismail hauled in a 24-yard touchdown pass from Troy Aikman. Darren Woodson picked off a Plummer pass on the Cardinals ensuing possession to set up a 10-yard Warren scoring romp. Early in the final frame, Robert Thomas hauled in a two-yard Aikman pass and bulled his way into the end zone for a 48-0 Cowboys advantage. Michael Pittman closed the scoring late in the period on a one-yard scoring run to get Arizona on the scoreboard. The 48 points scored by Dallas was the most since scoring 52 in Super Bowl XXVII and the highest regular-season total since defeating Seattle 51-7 on Nov. 27, 1980. The 41 point margin of victory was the eighth largest win in Cowboys' history. McGarity's punt return for a score was his second of the season against the Cardinals, tying the team record and making him the fifth player in franchise history to post two punt returns for touchdowns in a season. Behind Smith's 112 rushing yards, Dallas gained 200 yards on the ground, the first time the Cowboys have accomplished that feat since rushing for 205 yards at Minnesota on Nov. 8, 1999.

ARIZONA	0	0	0	7	-	7
DALLAS	14	13	14	7	-	48

Cowboys - E. Smith 1 run (Seder kick)  
Cowboys - McGarity 59 punt return (Seder kick)  
Cowboys - Warren 32 run (Seder kick)  
Cowboys - FG Seder 32  
Cowboys - FG Seder 23  
Cowboys - Ismail 24 pass from Aikman (Seder kick)  
Cowboys - Warren 10 run (Seder kick)  
Cowboys - Thomas 2 pass from Aikman (Seder kick)  
Cardinals - Pittman 1 run (Blanchard kick)  
Attendance - 62,981





	Cardinals	Cowboys
First Downs	15	23
Total Net Yards	276	347
Net Yards Rushing	109	200
Net Yards Passing	167	147
Passes	31-20	15-9
Sacked/Yards	1/13	1/7
Passes Intercepted By	0	3
Punts-Average	5-43.0	3-41.7
Fumbles-Lost	1-0	0-0
Penalties-Yards	11-59	5-30
Time of Possession	29:15	30:45

**Rushing**

Cardinals - T. Jones, 11 for 50; Plummer, 3 for 36; Pittman, 9 for 21, 1 touchdown; Makovicka, 1 for 2.

Cowboys - E. Smith, 24 for 112, 1 touchdown; Warren, 10 for 64, 2 touchdowns; Thomas, 3 for 14; Ismail, 1 for 11; Cunningham, 2 for -1.

**Passing**

Cardinals - Plummer, 20-of-31 for 180 yards, 3 interceptions.

Cowboys - Aikman, 9-of-15 for 154 yards, 2 touchdowns.

**Receiving**

Cardinals - Pittman, 7 for 24; Boston, 3 for 50; Cody, 2 for 24; T. Jones, 2 for 15; Sanders, 2 for 14; Gedney, 1 for 24; Jenkins, 1 for 20; Makovicka, 1 for 5; Hardy, 1 for 4.

Cowboys - McKnight, 3 for 75; Ismail, 2 for 46, 1 touchdown; Thomas, 2 for 9, 1 touchdown; Harris, 1 for 13; Warren, 1 for 11.

**Jacksonville 23, Dallas 17 (OT)**

At Dallas, Oct. 29, 2000

The Dallas Cowboys saw their record fall to 3-5 with a 23-17 overtime defeat at the hands of the Jacksonville Jaguars at Texas Stadium. The Cowboys opened the scoring midway through the first quarter when Troy Aikman connected with Jackie Harris on a 13-yard touchdown pass. In the second period, the Jaguars got on the scoreboard with a 42-yard Mike Hollis field goal. Late in the half, Kyle Brady caught a three-yard scoring toss from Mark Brunell before Alvis Whitted hauled in a three-yard scoring toss from Brunell just before the half expired to give Jacksonville a 17-7 halftime advantage. Tim Seder cut Dallas' deficit to 17-10 with a 19-yard field goal in the third period. With 1:07 remaining in regulation, Randall Cunningham scored his first touchdown as a Cowboy when he leapt in from one yard out to be the score at 17-17. The Jaguars took the overtime kickoff and drove 66 yards, capped by a 37-yard Brunell-to-Whitted scoring strike to end the game. Cowboys safety Darren Woodson registered the 1,000th tackle of his career early in the game, becoming just the fourth player in club history to reach the 1,000-tackle plateau. Harris' touchdown catch was his fifth of the season, establishing a new career-high for scoring receptions in a season. James McKnight tied his career-high with six receptions for 116 yards, his second 100-yard receiving day of the season. Emmitt Smith recorded his third 100-yard rushing day on the year with 102 yards on 24 carries. Aikman left the game late in the first quarter with a low back contusion and did not return.

JACKSONVILLE	0	17	0	0	6	23
DALLAS	7	0	3	7	0	17

Cowboys - Harris 13 pass from Aikman (Seder kick)

Jaguars - FG Hollis 42

Jaguars - Brady 3 pass from Brunell (Hollis kick)

Jaguars - Whitted 3 pass from Brunell (Hollis kick)

Cowboys - FG Seder 19

Cowboys - Cunningham 1 run (Seder kick)

Jaguars - Whitted 37 pass from Brunell

Attendance - 63,554

	Jaguars	Cowboys
First Downs	18	22
Total Net Yards	392	325
Net Yards Rushing	161	118
Net Yards Passing	231	207
Passes	24-20	25-17
Sacked/Yards	0/0	2/13
Passes Intercepted By	1	0
Punts-Average	5-43.6	3-40.7
Fumbles-Lost	0-0	3-2
Penalties-Yards	8-50	7-54
Time of Possession	33:36	30:08

**Rushing**

Jaguars - Taylor, 31 for 107; Brunell, 5 for 41; Sith, 1 for 12; Johnson, 1 for 1.

Cowboys - E. Smith, 24 for 102; Warren, 2 for 9; Thomas, 2 for 8; Ismail, 1 for 2; Cunningham, 3 for -3, 1 touchdown.

**Passing**

Jaguars - Brunell, 20-of-24 for 231 yards, 3 touchdowns. Cowboys - Cunningham, 13-of-20 for 177 yards, 1 interception; Aikman, 4-of-5 for 43 yards, 1 touchdown.

**Receiving**

Jaguars - Brady, 10 for 138, 1 touchdown; Whitted, 3 for 55, 2 touchdowns; McCardell, 3 for 19; Taylor, 2 for 9; Johnson, 1 for 11; Soward, 1 for 1.

Cowboys - McKnight, 6 for 113; Ismail, 5 for 57; Harris, 3 for 34, 1 touchdown; Thomas, 2 for 11; LaFleur, 1 for 5.

**Philadelphia 16, Dallas 13 (OT)**

At Philadelphia, Nov. 5, 2000

The Dallas Cowboys fell to 3-6 on the season following a 16-13 overtime loss to the Philadelphia Eagles at Veterans Stadium. Following a scoreless first quarter, Emmitt Smith opened the scoring late in the second period when he dashed into the end zone from seven yards out. Late in the third frame, Tim Seder connected on a 48-yard field goal to give the Cowboys a 10-0 lead. Early in the final quarter, David Akers got the Eagles on the scoreboard with a 34-yard field goal. On Philadelphia's next possession, Darnell Autry tied the score with a 23-yard scoring reception from Donovan McNabb. With just under two minutes remaining, Seder gave Dallas a 13-10 advantage with a 27-yard field goal. But with 0:11 remaining in regulation, Akers tied the score with a 34-yard field goal. After turnovers by both teams to start overtime, Akers connected on his third field goal of the game, this time from 32-yards out, to give the Eagles the victory. Smith posted his third consecutive 100-yard rushing day by totaling 134 yards on 26 carries. The game marked the Cowboys third overtime game of the season, a new club record. Raghib Ismail left the game late in the opening quarter after tearing the anterior cruciate ligament in his right knee. The Eagles swept the season series with the Cowboys for the first time since 1990.

DALLAS	0	7	3	3	0	13
PHILADELPHIA	0	0	0	13	3	16

Cowboys - E. Smith 7 run (Seder kick)

Cowboys - FG Seder 48

Eagles - FG Akers 34

Eagles - Autry 23 pass from McNabb (Akers kick)

Cowboys - FG Seder 27

Eagles - FG Akers 34

Eagles - FG Akers 32

Attendance - 65,636

	Cowboys	Eagles
First Downs	16	23
Total Net Yards	295	357
Net Yards Rushing	204	129
Net Yards Passing	91	228
Passes	22-14	42-23
Sacked/Yards	3/18	0/0
Passes Intercepted By	2	1
Punts-Average	5-36.2	6-44.3
Fumbles-Lost	3-1	1-0
Penalties-Yards	12-97	7-91
Time of Possession	34:50	33:05

**Rushing**

Cowboys - E. Smith, 26 for 134, 1 touchdown; Warren, 10 for 48; Cunningham, 9 for 22; Thomas, 1 for 0.

Eagles - Autry, 19 for 65; McNabb, 5 for 58; Pritchett, 3 for 8; Martin, 2 for 2; Lee, 1 for 2; Johnson, 1 for -6.

**Passing**

Cowboys - Cunningham, 14-of-22 for 109 yards, 1 interception.

Eagles - McNabb, 23-of-41 for 228 yards, 1 touchdown, 2 interceptions; Mitchell, 0-of-1 for 0 yards.

**Receiving**

Cowboys - McGarity, 3 for 19; Thomas, 3 for 14; Warren, 3 for 14; McKnight, 2 for 41; Harris, 2 for 6; E. Smith, 1 for 15.

Eagles - Martin, 6 for 40; Pritchett, 5 for 40; Autry, 3 for 57, 1 touchdown; Johnson, 3 for 34; Lewis, 3 for 23; Mitchell, 2 for 19; Small, 1 for 15.



## Dallas 23, Cincinnati 6

At Dallas, Nov. 12, 2000

The Dallas Cowboys improved their record to 4-6 with a 23-6 defeat of the Cincinnati Bengals at Texas Stadium. The Cowboys fumbled inside the Bengals five-yard line and missed a field goal to close the opening period scoreless. Early in the second quarter, Cincinnati opened the scoring with a 22-yard Neil Rackers field goal. The Cowboys responded with a 35-yard Troy Aikman-to-James McKnight touchdown strike to give Dallas a 7-3 lead. Rackers answered the touchdown with his second field goal, this time from 37 yards out, late in the period to cut the Bengals halftime deficit to 7-6. Early in the third period, Tim Seder connected on a 43-yard field goal before scoring a one-yard touchdown on a fake field goal on the Cowboys next possession. Seder closed out the scoring with a 35-yard field late in the third quarter and a 42-yard field goal midway through the final period. Seder's touchdown marked the first time in franchise history that a kicker had scored a touchdown for the Cowboys. Aikman finished the day 24-of-37 for 308 yards and a touchdown, his 13th career 300-yard passing day and his first since the 1999 season-opener at Washington. McKnight posted his best day as a professional, catching eight passes for 164 yards, both establishing career highs. Wane McGarity also set career highs with four receptions for 51 yards. The Cowboys defense allowed only 56 passing yards - the lowest since surrendering 42 to the N.Y. Giants on Sept. 8, 1996 - and 195 total yards - the fewest since allowing 166 at the N.Y. Giants on Oct. 5, 1997. Dallas did not record a punt in the game, marking the fourth time in club history the Cowboys did not punt in a game.

CINCINNATI	0	6	0	0	-	6
DALLAS	0	7	13	3	-	23

Bengals - FG Rackers 22  
Cowboys - McKnight 35 pass from Aikman (Seder kick)  
Bengals - FG Rackers 37  
Cowboys - FG Seder 43  
Cowboys - Seder 1 run (Seder kick)  
Cowboys - FG Seder 35  
Cowboys - FG Seder 42

Attendance - 62,170

	Bengals	Cowboys
First Downs	15	22
Total Net Yards	195	405
Net Yards Rushing	139	97
Net Yards Passing	56	308
Passes	25-10	37-24
Sacked/Yards	3/12	0/0
Passes Intercepted By	0	1
Punts-Average	3-36.7	0-0.0
Fumbles-Lost	2-1	2-1
Penalties-Yards	7-94	13-100
Time of Possession	24:35	35:25

### Rushing

Bengals - Dillon, 20 for 94; A. Smith, 5 for 25; Bennett, 5 for 24; Pope, 1 for 0; Warrick, 1 for -4.

Cowboys - Warren, 9 for 59; E. Smith, 17 for 16; McGarity, 2 for 15; Thomas, 2 for 7; Seder, 1 for 1, 1 touchdown; Aikman, 1 for -1.

### Passing

Bengals - A. Smith, 10-of-25 for 68 yards, 1 interception.

Cowboys - Aikman, 24-of-37 for 308 yards, 1 touchdown.

### Receiving

Bengals - Warrick, 4 for 36; McGee, 2 for 14; Yeast, 2 for 8; Battaglia, 1 for 7; N. Williams, 1 for 3.

Cowboys - McKnight, 8 for 164, 1 touchdown; McGarity, 4 for 51; Warren, 4 for 23; Harris, 3 for 15; Thomas, 2 for 9; E. Smith, 1 for 19; Tucker, 1 for 14; LaFleur, 1 for 13.

## Baltimore 27, Dallas 0

At Baltimore, Nov. 19, 2000

The Dallas Cowboys suffered their first shut out defeat since 1991 at the hands of the Baltimore Ravens, 27-0, at PSINet Stadium. The Ravens opened the scoring on their first possession of the game when Trent Dilfer connected with Qadry Ismail on a 40-yard touchdown pass. On Baltimore's next possession, the Ravens upped their

advantage to 10-0 with a 25-yard Matt Stover field goal. Baltimore took a 17-0 lead into halftime when Dilfer connected with Shannon Sharpe on a 59-yard touchdown late in the second quarter. Following a scoreless third period, Stover connected on his second field goal of the day midway through the final frame, this time from 19 yards out. Priest Holmes scored on a five-yard touchdown run late in the game to close out the scoring. The shut out was the first suffered by the Cowboys since Philadelphia defeated them 24-0 on Sept. 15, 1991, a span of 168 consecutive games with a score. Cornerback Phillippi Sparks picked off two Dilfer passes on the day, marking the first multi-interception game for Dallas since Dexter Coakley and Deion Sanders each recorded two interceptions against Miami on Thanksgiving Day, 1999. Wane McGarity posted a career-high six receptions for 40 yards on the day. Dallas suffered only its 11th loss in 33 games immediately preceding its Thanksgiving Day game. The Cowboys defense surrendered 479 yards of offense to the Ravens, the most given up by Dallas since Washington gained 504 total yards in the 1999 season opener (9/12/99).

DALLAS	0	0	0	0	-	0
BALTIMORE	10	7	0	10	-	27

Ravens - Ismail 40 pass from Dilfer (Stover kick)  
Ravens - FG Stover 25  
Ravens - Sharpe 59 pass from Dilfer (Stover kick)  
Ravens - FG Stover 19  
Ravens - Holmes 5 run (Stover kick)  
Attendance - 69,416

	Cowboys	Ravens
First Downs	9	22
Total Net Yards	192	479
Net Yards Rushing	55	250
Net Yards Passing	137	229
Passes	33-19	24-18
Sacked/Yards	1/1	2/13
Passes Intercepted By	2	3
Punts-Average	7-37.1	3-37.7
Fumbles-Lost	1-0	0-0
Penalties-Yards	3-15	6-55
Time of Possession	21:38	38:22

### Rushing

Cowboys - E. Smith, 11 for 48; Warren, 1 for 7; Aikman, 2 for 0.

Ravens - Ja. Lewis, 28 for 187; Holmes, 13 for 64, 1 touchdown; Dilfer, 1 for 2; Banks, 2 for -3.

### Passing

Cowboys - Aikman, 19-of-33 for 138 yards, 3 interceptions.

Ravens - Dilfer, 18-of-24 for 242 yards, 2 touchdowns, 2 interceptions.

### Receiving

Cowboys - McGarity, 6 for 40; McKnight, 4 for 50; Warren, 4 for 19; Thomas, 3 for 12; Tucker, 1 for 11; Harris, 1 for 6.

Ravens - Sharpe, 5 for 101, 1 touchdown; Holmes, 4 for 34; Ja. Lewis, 4 for 20; Ismail, 3 for 51, 1 touchdown; Stokley, 1 for 32; Coates, 1 for 4.

## Minnesota 27, Dallas 15

At Dallas, Nov. 23, 2000

The Dallas Cowboys lost their second consecutive game with a 27-15 defeat at the hands of the Minnesota Vikings at Texas Stadium on Thanksgiving Day. The Cowboys opened the scoring on their first possession when Tim Seder connected on a 37-yard field goal. Early in the second period, Seder gave Dallas a 6-0 lead with a 43-yard field goal before the Vikings responded with a 49-yard Gary Anderson field goal. Late in the half, Robert Smith scored on a 15 yard run, and then as the half expired, Seder cut Dallas' deficit to 10-9 with a 36-yard field goal. On Minnesota's first possession of the second half, Daunte Culpepper connected with Randy Moss on a seven-yard touchdown strike. Midway through the quarter, Anderson upped the Vikings advantage to 20-9 with a 29-yard field goal before Culpepper found Moss on a 36-yard touchdown pass just before the quarter ended. Late in the game, David LaFleur caught a six-yard pass from Troy Aikman for the touchdown to close out the scoring (the two point attempt failed). Emmitt Smith rushed for 100 yards on 12 carries before leaving the game early in the third period with a concussion. Smith's 108 combined yards - 100 rush-





ing, eight receiving – gave him 17,666 career combined net yards, moving him past Marcus Allen (17,648) into sixth place in NFL history. Aikman finished the day 30-of-43 for 276 yards, one touchdown and one interception. He had 2,880 career completions after this game, moving ahead of Jim Kelly (2,874) and Steve DeBerg (2,874) into 10th place on the NFL's all-time completion list. LaFleur posted six receptions for 45 yards, both career-highs, and Wane McGarity established a new career-high with 54 receiving yards on the day.

MINNESOTA	0	10	17	0	-	27
DALLAS	3	6	0	6	-	15

Cowboys - FG Seder 37
Cowboys - FG Seder 43
Vikings - FG Anderson 49
Vikings - R. Smith 15 run (Anderson kick)
Cowboys - FG Seder 36
Vikings - Moss 7 pass from Culpepper (Anderson kick)
Vikings - FG Anderson 29
Vikings - Moss 36 pass from Culpepper (Anderson kick)
Cowboys - LaFleur 6 pass from Aikman (two point attempt failed)

Attendance – 63,878

	Vikings	Cowboys
First Downs	18	22
Total Net Yards	360	404
Net Yards Rushing	168	128
Net Yards Passing	192	276
Passes	22-15	43-30
Sacked/Yards	2/13	0/0
Passes Intercepted By	1	0
Punts-Average	4-44.5	3-35.7
Fumbles-Lost	1-0	1-1
Penalties-Yards	4-21	5-45
Time of Possession	28:09	31:51

**Rushing**

Vikings – R. Smith, 21 for 148, 1 touchdown; M. Williams, 4 for 12; Culpepper, 2 for 8.  
Cowboys – E. Smith, 12 for 100; McGarity, 1 for 11; Warren, 8 for 10; Tucker, 1 for 4; Aikman, 2 for 3.

**Passing**

Vikings – Culpepper, 15-of-22 for 205 yards, 2 touchdowns.  
Cowboys – Aikman, 30-of-43 for 276 yards, 1 touchdown, 1 interception.

**Receiving**

Vikings – Moss, 7 for 144, 2 touchdowns; McWilliams, 2 for 26; Carter, 2 for 22; Hatchette, 2 for 16; Walsh, 1 for 3; R. Smith 1 for -6.  
Cowboys – Tucker, 6 for 57; LaFleur, 6 for 45, 1 touchdown; McGarity, 5 for 54; Warren, 5 for 40; McKnight, 3 for 41; Harris, 2 for 21; E. Smith, 1 for 8; Wiley, 1 for 8; Brazzell, 1 for 2.

## Tampa Bay 27, Dallas 7

### At Tampa, Dec. 3, 2000

The Dallas Cowboys suffered their first loss in franchise history to the Tampa Bay Buccaneers, 27-7, at Raymond James Stadium. After the Cowboys fumbled the opening kickoff, Tampa Bay opened the scoring with a 28-yard Martin Gramatica field goal just over a minute into the game. On the first play of their next possession, the Bucs' Warrick Dunn scampered 70 yards for the touchdown and a 10-0 Buccaneers lead. Late in the opening quarter, Brian Kelly returned a Troy Aikman interception nine yards for a 17-0 Tampa advantage. Early in the second period, Gramatica connected on his second field goal of the day, this time from 25 yards out. Midway through the third quarter, the Cowboys finally got on the scoreboard when Emmitt Smith scored on a four-yard run. Following a Smith fumble at the Tampa 12-yard line, the Bucs drove the field to a Dunn four-yard touchdown run to close out the scoring midway through the final frame. First-year quarterback Anthony Wright saw his first professional action late in the fourth quarter, connecting on one-of-three passes for 10 yards. With 30 passing attempts on the day – 16 completions – Aikman moved ahead of John Hadl (4,687) into 16th place on the NFL's career passing attempts list with 4,712. Aikman's 158 passing yards also allowed him to move past Ken Anderson (32,838) into 19th place on the NFL's career passing yards list with 32,926. The Dallas

defense surrendered its third individual 200-yard rushing game of the season as Dunn rushed for 210 yards on 22 carries.

DALLAS	0	7	0	0	-	7
TAMPA BAY	17	3	0	7	-	27

Bucs - FG Gramatica 28
Bucs - Dunn 70 run (Gramatica kick)
Bucs - Kelly 9 interception return (Gramatica kick)
Bucs - FG Gramatica 25
Cowboys - E. Smith 4 run (Seder kick)
Bucs - Dunn 4 run (Gramatica kick)
Attendance – 65,621

	Cowboys	Buccaneers
First Downs	19	17
Total Net Yards	266	301
Net Yards Rushing	113	250
Net Yards Passing	153	51
Passes	33-17	15-9
Sacked/Yards	2/15	2/14
Passes Intercepted By	0	1
Punts-Average	5-41.6	5-40.4
Fumbles-Lost	4-3	1-1
Penalties-Yards	7-58	6-35
Time of Possession	30:17	29:43

**Rushing**

Cowboys – E. Smith, 20 for 80, 1 touchdown; Wiley, 6 for 32; Thomas, 1 for 3; McGarity, 1 for -2.  
Buccaneers – Dunn, 22 for 210, 2 touchdowns; Abdullah, 10 for 38; King, 4 for 2.

**Passing**

Cowboys – Aikman, 16-of-30 for 158 yards, 1 interception; Wright, 1-of-3 for 10 yards.  
Buccaneers – King, 9-of-15 for 65 yards.

**Receiving**

Cowboys – McKnight, 4 for 42; McGarity, 4 for 59; Wiley, 3 for 13; Harris, 2 for 11; LaFleur, 1 for 14; E. Smith, 1 for 11; Brazzell, 1 for 10; Hodge, 1 for 8.  
Buccaneers – Johnson, 4 for 28; Green, 2 for 15; Dunn, 2 for 11; Abdullah, 1 for 11.

## Dallas 32, Washington 13

### At Dallas, Dec. 10, 2000

The Dallas Cowboys defeated the Washington Redskins 32-13 to claim their seventh consecutive victory over the Redskins, the first time in the 41-year series either team has had a seven game win streak. The Cowboys opened the scoring early in the first quarter when Tim Seder connected on a 33-yard field goal. Midway through the period, Seder connected from 19-yards out to stake Dallas to a 6-0 lead. The Redskins claimed a 7-6 advantage on a one-yard Stephen Davis run midway through the second quarter. The Cowboys reclaimed the lead two minutes later when Wane McGarity scored the first offensive touchdown of his career on a 22-yard reverse (two point attempt failed). Early in the third quarter, Emmitt Smith scored from two yards out before Seder added a 20-yard field goal late in the period to give Dallas a 22-7 lead. Midway through the final frame, Jason Tucker scored his first career rushing touchdown on a 17-yard reverse to up the Cowboys advantage to 29-7. Irving Fryar hauled in a 32-yard touchdown pass from Jeff George three and a half minutes later (two point attempt failed). Seder closed out the scoring with a 43-yard field goal with just under two minutes remaining in the game. Smith finished the day with 150 rushing yards on 23 carries, pushing him over 1,000 yards for the season. He is the second player in NFL history with 10 consecutive 1,000 yards rushing season (Barry Sanders), and is one of only three players in league history to register 10,000-yard seasons in a career (Sanders, Walter Payton). Smith also pushed his career rushing total over 15,000 yards, becoming only the third player in NFL history to rush for over 15,000 career yards (Payton, Sanders). Seder's 14 points on the day gave him 101 points for the season, becoming the third rookie kicker in club history to reach the 100-point plateau in a season. The Cowboys defense sacked George five times on the day, marking the most sacks by a Dallas defense since recording five at the N.Y. Giants on Oct. 18, 1999. The defense also allowed only 79 rushing yards on the day, their lowest total of the year. The Cowboys offense rushed



for 242 yards in the game, the most by Dallas since recording 271 yards at Philadelphia on Oct. 31, 1993. Anthony Wright took over for Aikman - who suffered a concussion late in the first quarter - and completed three-of-five passes for 73 yards. Dallas quarterbacks (Aikman, Wright) attempted only eight passes on the day, the fewest attempts in a game in Cowboys history. Their five completions tied the second lowest completion total in club history.

WASHINGTON.....	0	7	0	6	-	13
DALLAS.....	6	6	10	10	-	32

Cowboys - FG Seder 33  
Cowboys - FG Seder 19  
Redskins - Davis 1 run (Murray kick)  
Cowboys - McGarity 22 run (two-point attempt failed)  
Cowboys - E. Smith 2 run (Seder kick)  
Cowboys - FG Seder 20  
Cowboys - Tucker 17 run (Seder kick)  
Redskins - Fryar 32 pass from George (two-point attempt failed)  
Cowboys - FG Seder 43  
Attendance - 63,467

	Redskins	Cowboys
First Downs.....	17	19
Total Net Yards.....	270	314
Net Yards Rushing.....	79	242
Net Yards Passing.....	191	72
Passes.....	33-19	8-5
Sacked/Yards.....	5/44	3/17
Passes Intercepted By.....	0	1
Punts-Average.....	6-41.5	3-45.0
Fumbles-Lost.....	2-1	1-0
Penalties-Yards.....	11-121	6-35
Time of Possession.....	29:00	31:00

### Rushing

Redskins - Davis, 16 for 57, 1 touchdown; Centers, 3 for 14; George, 2 for 4; Murrell, 1 for 4.  
Cowboys - E. Smith, 23 for 150, 1 touchdown; Wiley, 11 for 38; Tucker, 2 for 29, 1 touchdown; McGarity, 1 for 22, 1 touchdown; Aikman, 1 for 2; Wright, 5 for 1.

### Passing

Redskins - George, 19-of-33 for 235 yards, 1 touchdown, 1 interception.  
Cowboys - Wright, 3-of-5 for 73 yards; Aikman, 2-of-3 for 16 yards.

### Receiving

Redskins - Thrash, 5 for 62; Centers, 5 for 54; Fryar, 3 for 56, 1 touchdown; Reed, 2 for 24; Alexander, 2 for 8; Bailey, 1 for 24; Davis, 1 for 7.  
Cowboys - McKnight, 2 for 58; Harris, 2 for 20; LaFleur, 1 for 11.

## N.Y. Giants 17, Dallas 13

### At Dallas, Dec. 17, 2000

The Dallas Cowboys closed out their 2000 home schedule with a 17-13 loss at the hands of the N.Y. Giants. After Brandon Noble blocked a Giants field goal on the opening possession of the game, Dallas opened the scoring on the ensuing possession with a one-yard Emmitt Smith touchdown run. In the second quarter, Tim Seder connected on 47- and 43-yard field goals to widen the Cowboys halftime advantage to 13-0. Late in the third quarter, New York got on the scoreboard with a 33-yard Kerry Collins-to-Amari Toomer touchdown pass. After picking off an Anthony Wright pass at the Dallas 13-yard line, the Giants took the lead midway through the final frame with a 13-yard Tiki Barber scamper. New York closed out the scoring with a 44-yard Brad Daluiso field goal with just under two minutes remaining in the game. In his first NFL start, Wright, replacing the injured Troy Aikman, completed 13-of-25 passes for 119 yards and an interception. With four kickoff returns on the night, Jason Tucker registered his 51st kickoff return of the season, eclipsing Herschel Walker's club record of 50. The Cowboys defense held New York to 225 total yards of offense, the second lowest yards allowed this season. Dallas' defense also held the Giants to 99 rushing yards, the third lowest total allowed by the Cowboys in 2000.

NEW YORK.....	0	0	7	10	-	17
DALLAS.....	7	6	0	0	-	13

Cowboys - E. Smith 1 run (Seder kick)  
Cowboys - FG Seder 47  
Cowboys - FG Seder 43  
Giants - Toomer 33 pass from Collins (Daluiso kick)  
Giants - Barber 13 run (Daluiso kick)  
Giants - FG Daluiso 44  
Attendance - 61,311

	Giants	Cowboys
First Downs.....	12	15
Total Net Yards.....	225	145
Net Yards Rushing.....	99	75
Net Yards Passing.....	126	70
Passes.....	26-12	25-13
Sacked/Yards.....	1/14	5/49
Passes Intercepted By.....	1	1
Punts-Average.....	6-31.8	5-42.4
Fumbles-Lost.....	1-0	2-2
Penalties-Yards.....	7-79	7-75
Time of Possession.....	28:36	31:24

### Rushing

Giants - Barber, 20 for 80, 1 touchdown; Dayne, 8 for 19; Dixon, 1 for 1; Collins, 2 for -1.  
Cowboys - E. Smith, 24 for 46, 1 touchdown; Wright, 4 for 26; Thomas, 1 for 3; Wiley, 1 for 0.

### Passing

Giants - Collins, 12-of-26 for 140 yards, 1 touchdown, 1 interception.  
Cowboys - Wright, 13-of-25 for 119 yards, 1 interception.

### Receiving

Giants - Barber, 4 for 47; Toomer, 3 for 58, 1 touchdown; Mitchell, 2 for 12; Cross, 1 for 9; Cornella, 1 for 7; Hilliard, 1 for 7.  
Cowboys - Wiley, 4 for 14; Harris, 3 for 28; McKnight, 2 for 45; McGarity, 2 for 17; Tucker, 1 for 13; Thomas, 1 for 2.

## Tennessee 31, Dallas 0

### At Tennessee, Dec. 25, 2000

The Dallas Cowboys closed out the 2000 season with a 31-0 defeat at the hands of the Tennessee Titans at Adelphia Coliseum on Christmas night. Despite Dallas recovering its inside kick on the opening kickoff, the Titans opened the scoring midway through the first quarter when Steve McNair hooked up with Derrick Mason on a 17-yard scoring toss. Following an Anthony Wright fumble on the second play of the third quarter, Eddie George scored on an 11-yard run to give Tennessee a 14-0 advantage. On Dallas' next possession, Henry Ford returned another Wright fumble 30 yards for the touchdown and a 21-0 Titans advantage. Midway through the period, Keith Bulluck intercepted a Wright pass intended for Emmitt Smith and returned it eight yards for a touchdown. With less than a minute remaining in the third period, Al Del Greco closed out the scoring with a 21-yard field goal. The Cowboys established team records for fewest first downs in a game (six) and most fumbles in a game (eight), while posting the second fewest passing first downs (two) in a game, total yards from scrimmage (95) in a game and passing yards (nine) in a game in club history. Dallas' 5-11 record on the season marked the fewest victories in a season for the Cowboys since posting a 1-15 record in 1989.

DALLAS.....	0	0	0	0	-	0
TENNESSEE.....	7	0	24	0	-	31

Titans - Mason 17 pass from McNair (Del Greco kick)  
Titans - George 11 run (Del Greco kick)  
Titans - Ford 30 fumble return (Del Greco kick)  
Titans - Bulluck 8 interception return (Del Greco kick)  
Titans - FG Del Greco 21  
Attendance - 68,498

	Cowboys	Titans
First Downs.....	6	23
Total Net Yards.....	95	374
Net Yards Rushing.....	86	158
Net Yards Passing.....	9	216
Passes.....	20-5	33-20
Sacked/Yards.....	4/26	0/0
Passes Intercepted By.....	2	2
Punts-Average.....	10-40.2	5-37.2
Fumbles-Lost.....	8-3	2-2
Penalties-Yards.....	7-51	7-51
Time of Possession.....	25:26	34:34



**Rushing**

Cowboys – T. Hambrick, 6 for 28; E. Smith, 12 for 20; Wiley, 5 for 17; Wright, 3 for 9; Tucker, 1 for 9; McGarity, 1 for 3; Thomas, 1 for 0.

Titans – George, 19 for 83, 1 touchdown; Thomas, 9 for 46; McNair, 5 for 30; O'Donnell, 3 for -1.

**Passing**

Cowboys – Wright, 5-of-20 for 35 yards, 2 interceptions.  
Titans – McNair, 17-of-23 for 188 yards, 1 touchdown, 2 interceptions; O'Donnell, 3-of-10 for 28 yards.

**Receiving**

Cowboys – McKnight, 2 for 30; Harris, 2 for 9; Wiley, 1 for -4.

Titans – Mason, 6 for 95, 1 touchdown; Wycheck, 5 for 45; Kinney, 3 for 10; Thigpen, 2 for 26; George, 1 for 14; Sanders, 1 for 10; Thomas, 1 for 9; Neal, 1 for 7.

**2000 DEFENSIVE STATISTICS**

	Tackles		Sacks	Tkl/ Loss	QB		Pass Def.	Fumbles For.-Rec.	Blk. Kick	Special Teams	
	Solo	Asst.—Total			Pres.	Int				Solo	Asst.—Total
1. Hambrick, Darren	78-76	— 154	1.0 (-4)	3(-6)	3		3			1-3	— 4
2. Coakley, Dexter	79-65	— 144		7(-16)	4		2	1-1		2-7	— 9
3. Woodson, Darren	74-49	— 123		3(-3)			2	2	1-0	7-4	— 11
4. McNeil, Ryan	73-28	— 101		2(-4)			2	13	1-0	0-1	— 1
5. Wortham, Barron	53-39	— 92		6(-9)	1	2	2	2-1			
6. Sparks, Phillippi	57-26	— 83		2(-2)	2	5	10				
7. Ellis, Greg	44-33	— 77	3.0 (-30)	7(-16)	13		1	0-2	1		
8. Reese, Izell	34-38	— 72					2	5		12-10	— 22
9. Teague, George	36-35	— 71		1(-2)			1	1-0		2-3	— 5
10. Noble, Brandon	33-36	— 69	1.0 (-1)		10		1	1-0	1		
11. Nguyen, Dat	37-27	— 64		4(-5)	1	2	4				
12. Myers, Michael	30-16	— 46		4(-12)	6		2	1-1			
13. Bowden, Joe	28-18	— 46		2(-5)						3-4	— 7
14. Hennings, Chad	20-17	— 37		1(-1)	3		1	1-1			
15. Lett, Leon	14-21	— 35	2.5 (-17)	1(-1)	2		4	1-0			
16. Spellman, Alonzo	18-15	— 33	5.0 (-33)	3(-6)	7		2	1-0			
17. Ekuban, Ebenezer	15-10	— 25	6.5 (-50)	4(-21)	7			2-1			
18. Underwood, Dimitrius	12-11	— 23	4.0 (-37)	1(-1)	14						
19. Williams, Charlie	13-9	— 22					1	3		8-4	— 12
20. Myers, Greg	10-11	— 21			1					2-0	— 2
21. Larrimore, Kareem	9-11	— 20			1			2-0		1-6	— 7
22. Zellner, Peppi	6-10	— 16	2.0 (-18)	1(-1)	3					6-7	— 13
23. Edwards, Mario	3-0	— 3					1			5-6	— 11
24. Akins, Chris	0-2	— 2								5-3	— 8
25. Grant, Orantes	1-0	— 1		1(-1)				0-2		7-4	— 11
Hawthorne, Duane	1-0	— 1					2	1-0		3-3	— 6
Brazzell, Chris										7-3	— 10
Hellestrae, Dale										3-7	— 10
Wiley, Michael										2-5	— 7
Thomas, Robert										1-3	— 4
Hambrick, Troy										1-2	— 3
Knorr, Micah										2-0	— 2
Goodrich, Dwayne										1-1	— 2
Hodge, Damon										0-1	— 1
McKnight, James										0-1	— 1
Tucker, Jason										0-1	— 1





2000 ★ DALLAS COWBOYS STATISTICS ★ 2000

RECORD: 5-11  
FOURTH PLACE, NFC EAST  
HEAD COACH: DAVE CAMPO

Date	W/L	Score	Opponent	Att.
9/3	L	14-41	PHILADELPHIA	62,872
9/10	L	31-32	@ Arizona	66,009
9/18	W	27-21	@ Washington	84,431
9/24	L	24-41	SAN FRANCISCO	64,127
10/1	W	16-13	@ Carolina (OT)	73,310
10/8			- Bye -	
10/15	L	14-19	@ N.Y. Giants	78,189
10/22	W	48-7	ARIZONA	62,981
10/29	L	17-23	JACKS'VL (OT)	63,554
11/5	L	13-16	@ Phila. (OT)	65,636
11/12	W	23-6	CINCINNATI	62,170
11/19	L	0-27	@ Baltimore	69,416
11/23	L	15-27	MINNESOTA	63,878
12/3	L	7-27	@ Tampa Bay	65,621
12/10	L	13-17	WASHINGTON	63,467
12/17	L	13-17	N.Y. GIANTS	61,311
12/25	L	0-31	@ Tennessee	68,498

2000 SEASON

TEAM STATISTICS	DALLAS	OPP
FIRST DOWNS	276	309
Rushing	116	137
Passing	128	145
Penalty	32	27
Third Down-Made/Att	70/195	84/208
Third Down Efficiency	35.9	40.4
Fourth Down-Made/Att	10/18	8/18
TOTAL NET YARDS	4,475	5,329
Avg. Per Game	279.7	333.1
Total Plays	943	1,021
Avg. Per Play	4.7	5.2
NET YARDS RUSHING	1,953	2,636
Avg. Per Game	122.1	164.8
Total Rushes	463	538
Avg. Per Rush	4.2	4.9
NET YARDS PASSING	2,522	2,693
Avg. Per Game	157.6	168.3
Sacked/Yards Lost	35/249	26/189
Gross Yards	2,771	2,882
Att./Completions	445/255	458/277
Completion Pct.	57.3	60.5
Had Intercepted	21	16
PUNTS/AVERAGE	68/41.9	70/40.5
Net Punting Avg.	35.4	33.3
PENALTIES/YARDS	108/963	108/999
FUMBLES/BALL LOST	31/18	23/9
TOUCHDOWNS	31	41
Rushing	15	17
Passing	14	20
Returns	2	4
EXTRA POINT/ATTEMPTS	29/31	37/40
Kicking Made-Attempts	27/27	37/37
Passing Made-Attempts	2/3	0/1
Rushing Made-Attempts	0/1	0/2
FIELD GOALS/ATTEMPTS	25/33	26/31
AVG TIME OF POSS.	28:40	31:20

RUSHING	ATT	YDS	AVG	LG	TD
E. Smith	294	1,203	4.1	52	9
Warren	59	254	4.3	32t	2
Cunningham	23	89	3.9	19	1
Wiley	24	88	3.7	11	0
Ismail	8	73	9.1	37	0
Thomas	15	51	3.4	9	0
McGarity	6	49	8.2	22t	1
Tucker	4	42	10.5	17t	1
Wright	12	36	3.0	19	0
T. Hambrick	6	28	4.7	13	0
Coakley	1	26	26.0	26	0
Aikman	10	13	1.3	5	0
Seder	1	1	1.0	1t	1
COWBOYS	463	1,953	4.2	52	15
Opponents	538	2,636	4.9	70t	17

RECEIVING	ATT	YDS	AVG	LG	TD
McKnight	52	926	17.8	48	2
Harris	39	306	7.8	21	5
Warren	31	302	9.7	76t	1
Ismail	25	350	14.0	44	1
McGarity	25	250	10.0	25	0
Thomas	23	117	5.1	14	2
Wiley	14	72	5.1	15t	1
Tucker	13	126	9.7	18	0
LaFleur	12	109	9.1	19	1
E. Smith	11	79	7.2	19	0
Galloway	4	62	15.5	22	1
Hodge	4	60	15.0	20	0
Brazzell	2	12	6.0	10	0
COWBOYS	255	2,771	10.9	76t	14
Opponents	277	2,882	10.4	68t	19

INTERCEPTIONS	NO	YDS	AVG	LG	TD
Sparks	5	59	11.8	43	0
Reese	2	60	30.0	46	0
Nguyen	2	31	15.5	24	0
Woodson	2	12	6.0	12	0
McNeil	2	4	2.0	4	0
Worham	2	1	0.5	1	0
C. Williams	1	0	0.0	0	0
COWBOYS	16	167	10.4	46	0
Opponents	21	179	8.5	42	3

PUNTING	NO	YDS	AVG	TB	IN	20	LG	BL	NET
Knorr	58	2,485	42.8	8	12	60	0	35.8	
Cantrell	10	367	36.7	0	3	40	0	33.3	
COWBOYS	68	2,852	41.9	8	15	60	0	35.4	
Opp.	70	2,838	40.5	7	22	63	0	33.3	

PUNT RETURNS	NO	FC	YDS	AVG	LG	TD
McGarity	30	9	353	11.8	64t	2
Tucker	4	5	9	2.3	8	0
Galloway	1	0	2	2.0	2	0
COWBOYS	35	14	364	10.4	64t	2
Opponents	29	18	282	9.7	54	0

KICKOFF RETURNS	NO	YDS	AVG	LG	TD
Tucker	51	1,099	21.5	90	0
Wiley	13	303	23.3	38	0
LaFleur	2	21	10.5	13	0
Santiago	1	13	13.0	13	0
Goodrich	1	12	12.0	12	0
Noble	1	8	8.0	8	0
Larrimore	0	0	0.0	0	0
COWBOYS	69	1,456	21.1	90	0
Opponents	56	1,205	21.5	42	0

SCORE BY QUARTERS	1	2	3	4	OT	T
COWBOYS	51	92	73	75	3	294
Opponents	61	101	84	106	9	361

FIELD GOALS	11-19	20-29	30-39	40-49	50+
Seder	2-2	5-6	9-11	9-13	0-1
COWBOYS	2-2	5-6	9-11	9-13	0-1
Opponents	2-2	9-9	9-9	4-9	2-2
Seder:	(34,38), (44), (32,38), (40), (27,45M,24), (32,23), (19), (48,27), (39M,44M,43,35, 42,51M), (46M), (37,26M,43,36), (34M), (33,19,47M,20,43), (47,43), (1)				
Opponents:	(33,37), (19,54,35,51), (1), (38,47), (39,23), (24,20), (1), (42,49B), (40M, 34,34,32), (22,37), (25,47M,19), (49, 29), (28,25), (1), (45B,40M,44), (21)				

SCORING	TDR	TD	TDPI	2PI	FG	PAT	S	TP
Seder	1	0	0	0	25/33	27/27	0	108
E. Smith	9	0	0	0	0/0	0/0	0	54
Harris	0	5	0	1	0/0	0/0	0	32
McGarity	1	0	2a	0	0/0	0/0	0	18
Warren	2	1	0	0	0/0	0/0	0	18
McKnight	0	2	0	0	0/0	0/0	0	12
Thomas	0	2	0	0	0/0	0/0	0	12
Ismail	0	1	0	1	0/0	0/0	0	8
Cunningham	1	0	0	0	0/0	0/0	0	6
Galloway	0	1	0	0	0/0	0/0	0	6
LaFleur	0	1	0	0	0/0	0/0	0	6
Tucker	1	0	0	0	0/0	0/0	0	6
Wiley	0	1	0	0	0/0	0/0	0	6
Reese	0	0	0	0	0/0	0/0	1	2
COWBOYS	15	14	2	2	25/33	27/27	1	294
Opponents	17	20	4*	0	26/31	37/37	0	361

2-PT Conversions: Cowboys 2-4; Opponents 0-3  
a 64-yard punt return @ Arizona (9/10)  
59-yard punt return vs. Arizona (10/22)  
\* Trotter 27-yard interception return vs. Philadelphia (9/3)  
Kelly 9 interception return @ Tampa Bay (12/3)  
Ford 30 fumble return @ Tennessee (12/25)  
Bulluck 8 interception return @ Tennessee (12/25)  
\* Tackled punter in end zone @ Carolina (10/1)

USUAL STARTERS

WR	Raghib Ismail(9)	LE	Greg Ellis
	Jason Tucker(7)	LT	Chad Hennings(8)
LT	Flozell Adams		Brandon Noble(8)
LG	Larry Allen	RT	Leon Lett(7)
C	Mark Stepnoski(11)		Michael Myers(7)
	Ben Fricke(5)	RE	Alonzo Spellman
RG	Solomon Page	LLB	Darren Hambrick
RT	Eric Williams	MLB	Barron Worham(11)
TE	David LaFleur(10)		Dat Nguyen(5)
	Jackie Harris(6)	RLB	Dexter Coakley
WR	James McKnight	LCB	Phillippi Sparks(11)
DB	Troy Aikman(11)		Kareem Larrimore(4)
	Randall Cunningham(3)	RCB	Ryan McNeil
RB	Ermitt Smith	SS	Darren Woodson(11)
FB	Robert Thomas		Greg Myers(5)
		FS	George Teague(9)
			Izell Reese(7)



## 2000 Game-by-Game

### COWBOYS OFFENSE

	FIRST DOWNS				TOTAL OFFENSE											SCORING										
	T	R	Pa	Pe	YDS	PLYS	RUSH	ATT	NET PASS	SK/YD	ATT	COM	I	PUNTS NO-AVG	PUNT RET. NO-AVG.	KO-RET. NO-AVG.	PEN. NO-YDS	FUM. NO/LT	TD	TDR	TDP	TDrt	PAT	2-PT	FG	TOP
PHILADELPHIA	10	2	6	2	167	49	67	13	100	5/35	31	13	2	7-44.6	1-2.0	5-23.6	9-93	0/0	1	0	1	0	0/0	1/1	2/2	20-30
@Arizona	17	5	11	1	330	57	90	22	240	1/3	34	24	0	2-57.0	2-32.5	6-16.2	5-102	2/2	4	0	3	1	4/4	0/0	1/1	28-40
@Washington	15	8	6	1	332	55	153	31	179	1/6	23	10	1	5-46.4	3-4.0	4-22.3	4-20	2/1	3	1	2	0	3/3	0/0	2/2	24-54
SAN FRAN	18	6	9	3	298	48	76	14	222	3/28	31	18	1	3-45.3	0-0.0	6-21.2	5-62	2/2	3	1	2	0	3/3	0/0	1/1	22-47
@Carolina	20	12	6	2	291	63	173	38	118	2/13	23	15	2	4-44.0	1-(-3)	5-14.6	4-45	0/0	1	1	0	0	0/0	1/1	2/3	36-03
@N.Y.Giants	23	5	13	5	269	71	76	27	193	2/18	42	22	5	3-43.3	3-7.3	5-41.0	9-81	0/0	2	1	1	0	2/2	0/0	0/0	30-42
ARIZONA	23	14	7	2	347	56	200	40	147	1/7	15	9	0	3-41.7	4-17.0	1-8.0	5-30	0/0	6	3	2	1	6/6	0/0	2/2	30-45
JACKSONVILLE	22	9	11	2	325	59	118	32	207	2/13	25	17	1	3-40.7	2-11.5	3-22.7	7-54	3/2	2	1	1	0	2/2	0/0	1/1	30-08
@Philadelphia	16	11	4	1	295	71	204	46	91	3/18	22	14	1	5-36.2	3-12.3	2-35.0	12-97	3/1	1	1	0	0	1/1	0/0	2/2	34-50
CINCINNATI	22	5	13	4	405	69	97	32	308	0/0	37	24	0	0-0.0	2-5.5	3-17.0	13-100	2/1	2	1	1	0	2/2	0/0	3/6	35-25
@Baltimore	9	2	7	0	192	48	55	14	137	1/1	33	19	3	7-37.1	0-0.0	6-17.5	3-15	1/0	0	0	0	0/0	0/0	0/1	38-00	
MINNESOTA	22	7	15	0	404	67	128	24	276	0/0	43	30	1	3-35.7	2-10.0	6-17.3	5-45	1/1	1	0	1	0	0/0	0/1	3/4	31-51
@Tampa Bay	19	7	10	2	266	63	113	28	153	2/15	33	17	1	5-41.6	3-2.3	5-14.6	7-58	4/3	1	1	0	0	1/1	0/0	0/1	30-17
WASHINGTON	19	14	3	2	314	54	242	43	72	3/17	8	5	0	3-45.0	5-15.8	2-24.0	6-35	1/0	3	3	0	0	2/2	0/1	4/5	31-00
N.Y. GIANTS	15	5	5	5	145	60	75	30	70	5/49	25	13	1	5-42.4	1-5.0	4-20.0	7-75	2/2	1	1	0	0	1/1	0/0	2/2	31-24
@Tennessee	6	4	2	0	95	53	86	29	9	4/26	20	5	2	10-40.2	2-8.0	6-23.3	7-51	8/3	0	0	0	0	0/0	0/0	0/0	25-26
TOTALS	276	116	128	32	4,475	943	1,953	463	2,522	35/249	445	255	21	68-41.9	35-10.4	69-21.1	108-963	31/18	31	15	14	2	27/27	2/4	25/33	28-40



## 2000 Game-by-Game


## COWBOYS DEFENSE

	FIRST DOWNS				TOTAL OFFENSE										SCORING											
	T	R	Pa	Pe	YDS	PLYS	RUSH	ATT	NET PASS	SK/YD	ATT	COM	I	PUNTS NO-AVG	PUNT RET. NO-AVG.	KO-RET. NO-AVG.	PEN. NO-YDS	FUM. NO/LT	TD	TDR	TDP	TDrt	PAT	2-PT	FG	TOP
PHILADELPHIA	27	17	9	1	425	76	306	46	119	1/11	29	16	3	2-44.0	4-5.0	1-29.0	4-25	0/0	5	3	1	1	5/5	0/0	2/2	39:30
@Arizona	21	7	12	2	322	59	98	33	224	2/19	24	18	0	2-46.5	1-7.0	5-25.8	2-15	4/1	3	1	2	0	2/2	0/1	4/4	31:20
@Washington	24	8	14	2	331	81	107	29	224	3/17	49	30	1	7-39.9	3-18.0	5-22.2	6-82	3/1	3	2	1	0	3/3	0/0	0/0	35:06
SAN FRAN.	27	13	11	3	439	74	261	47	178	0/0	27	16	0	1-52.0	1-15.0	4-17.3	8-94	0/0	5	1	4	0	5/5	0/0	2/2	37:13
@Carolina	13	7	5	1	272	59	119	29	153	1/8	29	17	0	3-40.0	2-8.0	3-22.3	5-55	5/2	1	1	0	0	1/1	0/0	2/2	27:49
@N.Y.Giants	17	7	9	1	311	60	203	33	108	2/11	25	14	0	7-39.7	3-15.7	2-23.0	9-72	0/0	2	1	1	0	1/1	0/1	2/2	29:18
ARIZONA	15	7	8	0	276	56	109	24	167	1/13	31	20	3	5-43.0	1-4.0	6-27.3	11-59	1/0	1	1	0	0	1/1	0/0	0/0	29:15
JACKSONVILLE	18	8	9	1	392	62	161	38	231	0/0	24	20	0	5-43.6	0-0.0	3-24.7	8-50	0/0	3	0	3	0	2/2	0/0	1/2	33:36
@Philadelphia	23	6	13	4	357	73	129	31	228	0/0	42	23	2	6-44.3	1-2.0	3-23.7	7-91	1/0	1	0	1	0	1/1	0/0	3/4	33:05
CINCINNATI	15	10	3	2	195	60	139	32	56	3/12	25	10	1	3-36.7	0-0.0	6-19.7	7-94	2/1	0	0	0	0	0/0	0/0	2/2	24:35
@Baltimore	22	15	7	0	479	70	250	44	229	2/13	24	18	2	3-37.7	3-8.0	1-15.0	6-55	0/0	3	1	2	0	3/3	0/0	2/3	38:22
MINNESOTA	18	8	10	0	360	51	168	27	192	2/13	22	15	0	4-44.5	1-10.0	3-18.0	4-21	1/0	3	1	2	0	3/3	0/0	2/2	28:09
@Tampa Bay	17	10	5	2	301	53	250	36	51	2/14	15	9	0	5-40.4	3-4.7	2-12.0	6-35	1/1	3	2	0	1	3/3	0/0	2/2	29:43
WASHINGTON	17	2	11	4	270	60	79	22	191	5/44	33	19	1	6-41.5	1-11.0	8-17.9	11-121	2/1	2	1	1	0	1/1	0/1	0/0	29:00
N.Y. GIANTS	12	4	8	0	225	58	99	31	126	1/14	26	12	1	6-31.8	2-15.5	4-22.8	7-79	1/0	2	1	1	0	2/2	0/0	1/3	28:36
@Tennessee	23	8	11	4	374	69	158	36	216	0/0	33	20	2	5-37.2	3-8.0	0-0.0	7-51	2/2	4	1	1	2	4/4	0/0	1/1	34:34
TOTALS	309	137	145	27	5,329	1,021	2,636	538	2,693	25/189	458	277	16	70-40.5	29-9.7	56-21.5	108-999	23/9	41	17	20	4	37/37	0/3	26/31	31:20





# The Records





# Cowboys All-Time Leaders

## RUSHING

Player	Att.	Yards	Avg.	Long	TD
1. Smith, Emmitt (1990-00)	3,537	15,166	4.3	75t	145
2. Dorsett, Tony (1977-87)	2,755	12,036	4.4	99t	72
3. Perkins, Don (1961-68)	1,500	6,217	4.2	59	42
4. Hill, Calvin (1969-74)	1,166	5,009	4.3	55	39
5. Newhouse, Robert (1972-83)	1,160	4,784	4.1	54	31
6. Garrison, Walt (1966-74)	899	3,886	4.3	41	30
7. Walker, Herschel (1986-89, 1996-97)	818	3,491	4.3	84t	27
8. Staubach, Roger (1969-79)	410	2,264	5.5	33	20
9. Springs, Ron (1979-84)	604	2,180	3.6	46	28
10. Marsh, Amos (1961-64)	427	2,065	4.8	71	14

## RECEIVING

Player	Rec.	Yards	Avg.	Long	TD
1. Irvin, Michael (1988-99)	750	11,904	15.9	87t	65
2. Pearson, Drew (1973-83)	489	7,822	16.0	67	48
3. Hill, Tony (1977-86)	479	7,988	16.7	75t	51
4. Smith, Emmitt (1990-00)	453	2,807	6.2	86	11
5. Dorsett, Tony (1977-87)	382	3,432	9.0	91	13
6. Hayes, Bob (1965-74)	365	7,295	20.0	95	71
7. Novacek, Jay (1990-96)	339	3,576	10.5	49	22
8. Cosbie, Doug (1979-88)	300	3,728	12.4	61t	30
9. Johnston, Daryl (1989-99)	294	2,227	7.6	28	14
10. Clarke, Frank (1960-67)	281	5,214	18.6	80	50

## RUSHING-RECEIVING

Player	Rushing	Receiving	Total
1. Smith, Emmitt (1990-00)	15,166	2,807	17,973
2. Dorsett, Tony (1977-87)	12,036	3,432	15,468
3. Irvin, Michael (1988-99)	6	11,904	11,910
4. Hill, Tony (1977-86)	90	7,988	8,078
5. Pearson, Drew (1973-83)	190	7,822	8,012
6. Perkins, Don (1961-68)	6,217	1,310	7,527
7. Hayes, Bob (1965-74)	70	7,295	7,365
8. Hill, Calvin (1969-74)	5,009	1,359	6,368
9. Walker, Herschel (1986-89, 1996-97)	3,491	2,556	6,047
10. Newhouse, Robert (1972-83)	4,784	956	5,740

## PASSING (Min. 1500 att.)

Player	Att.	Comp.	Pct.	Yards	TD	Long	Int.	Rating
1. Staubach, Roger (1969-79)	2,958	1,685	57.0	22,700	153	91t	109	83.4
2. White, Danny (1976-88)	2,950	1,761	59.7	21,959	155	80t	132	81.7
3. Aikman, Troy (1989-00)	4,715	2,898	61.5	32,942	165	90t	141	81.6
4. Meredith, Don (1960-68)	2,308	1,170	50.7	17,199	135	95t	111	74.7

## SCORING

Player	TD	PAT	2PT	FG	TP
1. Smith, Emmitt (1990-00)	156	-	1	-	938
2. Septien, Rafael (1978-86)	-	388	-	162	874
3. Dorsett, Tony (1977-87)	86	-	-	-	516
4. Hayes, Bob (1965-74)	76	-	-	-	456
5. Irvin, Michael (1988-99)	65	-	1	-	392
6. Clark, Mike (1968-71, 73)	-	180	-	69	386
7. Boniol, Chris (1994-96)	-	118	-	81	361
8. Cunningham, Richie (1997-99)	-	95	-	75	320
9. Fritsch, Toni (1971-73, 75)	-	119	-	66	317
10. Clarke, Frank (1960-67)	51	-	-	-	306
Hill, Tony (1977-86)	51	-	-	-	306





## FIELD GOALS (Min. 100 made)

Player	Att.	Made	Pct.	Long
1. Septien, Rafael (1978-86) .....	226	162	.717	53

## PUNTING (Min. 300)

Player	No.	Avg.	Long	Blk.
1. Saxon, Mike (1985-92) .....	591	41.5	64	4
2. White, Danny (1976-88) .....	612	40.1	73	4

## INTERCEPTIONS

Player	TD	PAT	2PT	FG	TP
1. Renfro, Mel (1964-77) .....	52	626	12.0	90	3
2. Walls, Everson (1981-89) .....	44	391	8.9	37	0
3. Waters, Charlie (1970-78, 80-81) .....	41	584	14.2	56t	2
4. Thurman, Dennis (1978-85) .....	36	562	15.6	96	4
5. Downs, Michael (1981-88) .....	34	433	12.7	31	1
Green, Cornell (1962-74) .....	34	552	16.2	59	2
7. Jordan, Lee Roy (1963-76) .....	32	472	14.8	49	3
8. Harris, Cliff (1970-79) .....	29	281	9.7	60	1
9. Howley, Chuck (1961-73) .....	24	395	16.5	58	2
10. Bishop, Don (1960-65) .....	22	364	16.5	57	0

## PUNT RETURNS (Min. 75 returns)

Player	No.	Yards	Avg.	Long	TD
1. Sanders, Deion (1995-99) .....	89	1,184	13.3	83t	4
2. Hayes, Bob (1965-74) .....	104	1,158	11.1	90	3
3. Martin, Kelvin (1987-92, 1996) .....	179	1,803	10.1	85t	3
4. Williams, Kevin (1993-96) .....	95	913	9.6	83t	3
5. Johnson, Butch (1976-83) .....	146	1,313	9.0	55	0
6. Jones, James (1980-85) .....	87	736	8.5	52	0
7. Renfro, Mel (1964-77) .....	109	842	7.7	69	1

## KICKOFF RETURNS (Min. 75 returns)

Player	No.	Yards	Avg.	Long	TD
1. Renfro, Mel (1964-77) .....	85	2,246	26.4	100t	2
2. Walker, Herschel (1986-89, 1996-97) .....	77	1,946	25.3	89	0
3. Williams, Kevin (1993-96) .....	144	3,416	23.7	87t	1
4. Johnson, Butch (1976-83) .....	79	1,832	23.2	74	0
5. Dixon, James (1989-91) .....	101	2,315	22.9	97t	1
6. Clack, Darryl (1986-89) .....	83	1,802	21.7	51	0

## COMBINED YARDAGE

Player	Total	Rush	Rec	Int. Ret.	Punt Ret.	Kick Ret.	Fum. Ret.
1. Smith, Emmitt (1990-00) .....	17,973	15,166	2,807	0	0	0	0
2. Dorsett, Tony (1977-87) .....	15,501	12,036	3,432	0	0	0	33
3. Irvin, Michael (1988-99) .....	11,910	6	11,904	0	0	0	0
4. Hayes, Bob (1965-74) .....	9,104	70	7,295	0	1,158	581	0
5. Hill, Tony (1977-86) .....	8,436	84	7,988	0	268	96	0
6. Pearson, Drew (1973-83) .....	8,180	190	7,822	0	13	155	0
7. Perkins, Don (1961-68) .....	8,005	6,217	1,310	0	8	443	0
8. Walker, Herschel (1986-89, 1996-97) ..	7,993	3,491	2,556	0	0	1,946	0

## COWBOYS OFFENSE YEAR-BY-YEAR

YEAR	1ST DOWNS				NET OFFENSE YDS-PLYS	RUSHING YDS-ATT	PASSING				PENALTIES NO-YDS	FUMBLES NO-LOST	TDs	POINTS	NFL RANKING TOT-RU-PA	NFL RANKING TOT-RU-PA	
	TOTAL	RUSH	PASS	PEN			NET	SACKS	GROSS	ATT							COMP
1960	180	57	105	18	3,153-698	1,049-311	2,104	33/284	2,388	354	163	33	62-600	21-17	23	177	12-13-5
1961	239	100	130	9	4,480-863	1,819-414	2,661	27/257	1,819	422	215	27	47-427	46-21	29	236	8-10-6
1962	246	101	136	9	4,912-843	2,040-434	2,872	29/243	3,115	380	200	17	62-639	32-19	51	398	2-3-7
1963	248	105	132	11	4,263-839	1,795-420	2,468	44/331	2,799	375	200	21	67-627	29-15	40	305	9-6-9
1964	230	89	119	22	3,704-893	1,691-421	2,031	68/503	2,516	404	192	24	97-952	39-19	30	250	14-8-13
1965	211	87	108	16	3,995-833	1,606-416	2,387	55/369	2,756	362	166	18	78-710	31-17	40	325	10-8-9
1966	287	124	139	24	5,145-926	2,122-471	3,023	42/308	3,331	413	214	14	83-824	23-10	56	445	1-2-1
1967	261	109	141	11	4,699-936	1,900-477	2,799	42/294	3,093	417	210	28	81-785	25-13	45	342	5-5-6
1968	297	135	143	19	5,117-913	2,071-480	3,026	34/269	3,295	399	217	18	77-751	21-15	54	431	1-2-1
1969	275	133	125	17	5,122-931	2,276-532	2,846	44/366	3,212	355	189	18	81-840	28-12	44	369	1-1-4
1970	229	119	95	15	4,449-858	2,300-522	2,149	39/296	2,445	297	149	16	87-934	29-12	35	299	2-1-9
1971	288	135	144	9	5,035-905	2,249-512	2,786	32/251	3,037	361	206	14	94-952	30-21	50	406	1-2-1
1972	256	118	126	12	4,466-897	2,124-499	2,342	31/238	2,580	367	196	23	90-841	27-15	36	319	2-4-5
1973	281	139	127	15	4,751-906	2,418-542	2,333	43/269	2,602	321	192	16	83-762	25-12	46	382	3-2-6
1974	295	147	129	19	4,983-974	2,454-542	2,529	47/327	2,856	385	206	15	86-703	31-16	38	297	1-1-3
1975	288	132	142	14	5,025-986	2,432-571	2,593	39/242	2,835	376	207	17	94-715	25-18	41	350	1-1-3
1976	269	111	140	18	4,884-958	2,147-538	2,737	30/230	2,967	390	222	13	94-761	26-16	34	296	2-6-2
1977	272	118	136	18	4,812-969	2,369-564	2,443	33/246	2,689	372	215	10	106-865	26-14	42	345	1-3-2
1978	342	146	167	29	5,959-1,107	2,783-625	3,176	33/229	3,405	449	251	17	86-816	36-18	48	384	1-1-2
1979	339	122	195	22	5,968-1,122	2,375-578	3,593	41/290	3,883	503	287	13	100-845	33-21	45	371	1-7-2
1980	337	143	171	23	5,468-1,075	2,348-594	3,104	31/252	3,356	449	265	25	107-908	27-14	60	454	5-5-9
1981	321	137	158	26	5,880-1,100	2,711-630	3,169	31/245	3,414	439	241	15	103-839	45-20	40	367	2-2-7
1982	180	70	99	11	3,199-579	1,313-296	1,886	25/264	2,150	258	160	14	42-304	29-12	28	228	2-1-6
1983	342	109	205	28	5,959-1,110	2,117-519	3,842	37/314	4,156	554	346	25	99-847	30-14	59	479	4-9-2
1984	323	93	202	28	5,320-1,121	1,714-469	3,606	48/389	3,995	604	322	26	100-947	35-17	34	308	7-12-4
1985	336	95	208	33	5,602-1,093	1,741-462	3,861	44/375	4,236	587	344	25	100-759	29-16	43	357	4-9-1
1986	325	98	199	28	5,474-1,054	1,969-447	3,505	60/498	4,003	547	319	24	111-931	44-17	43	346	4-8-4
1987	293	93	176	24	5,056-1,017	1,865-465	3,191	52/403	3,594	500	288	20	131-1,091	30-20	38	340	5-9-5
1988	311	112	175	24	5,483-1,059	1,995-469	3,488	35/239	3,727	555	307	27	141-1,148	22-13	32	265	6-7-5
1989	246	78	145	23	4,294-896	1,409-355	2,885	30/239	3,124	513	266	27	100-771	29-15	25	204	14-12-13
1990	250	88	135	27	4,081-991	1,500-393	2,581	43/317	2,898	475	254	24	98-729	27-9	27	244	14-13-13
1991	304	89	191	24	5,101-971	1,711-433	3,390	38/273	3,663	500	305	12	74-610	23-12	37	342	4-7-5
1992	324	119	183	22	5,606-1,014	2,121-500	3,485	23/112	3,597	491	314	15	91-650	16-9	48	409	2-3-3
1993	322	120	172	30	5,615-994	2,161-490	3,454	29/163	3,617	475	317	6	94-744	33-16	41	376	2-2-3
1994	322	136	160	26	5,321-1,018	1,953-550	3,368	20/93	3,461	448	282	14	100-895	22-10	50	414	4-2-7
1995	364	141	195	28	5,824-1,007	2,201-495	3,623	18/118	3,741	494	322	10	90-695	24-13	51	435	4-1-9
1996	286	105	163	18	4,763-981	1,641-475	3,122	19/127	3,249	487	307	14	103-832	24-15	27	286	11-8-10
1997	279	82	170	27	4,778-1,015	1,637-423	3,141	39/313	3,454	553	314	12	116-1,058	23-11	29	304	8-11-10
1998	308	125	154	29	5,450-992	2,014-499	3,436	19/110	3,546	474	279	8	128-1,108	18-7	42	381	5-4-5
1999	295	129	139	27	5,178-1,024	2,051-493	3,127	24/151	3,378	507	295	13	136-1,196	22-10	42	352	8-3-12
2000	276	116	128	32	4,475-943	1,953-463	2,522	35/249	2,771	445	255	21	108-963	31-18	31	294	13-5-15





# COWBOYS DEFENSE YEAR-BY-YEAR

YEAR	1ST DOWNS				NET OFFENSE YDS-PLYS	RUSHING YDS-ATT	PASSING				PENALTIES NO-YDS	FUMBLES NO-LOST	TDs	POINTS	NFC RANKING TOT-RU-PA	NFL RANKING TOT-RU-PA	
	TOTAL	RUSH	PASS	PEN			NET	SACKS	GROSS	ATT							COMP
1960	216	106	97	13	4,372-858	2,242-445	2,130	20/175	2,305	393	159	15	72-671.5	21-11	44	369	13-13-8
1961	254	122	120	12	4,592-787	2,161-439	2,431	22/204	2,635	326	168	25	38-362	30-18	49	380	10-12-7
1962	274	93	166	15	5,184-848	1,510-386	3,674	25/230	3,904	437	233	20	56-569	33-16	52	402	13-14-14
1963	266	114	139	13	5,325-878	2,094-455	3,231	20/161	3,392	403	202	26	52-479	23-11	48	378	13-14-13
1964	211	71	121	19	3,750-860	1,504-438	2,246	45/325	2,571	377	172	18	75-781	26-20	34	289	2-2-4
1965	240	80	138	22	4,192-885	1,444-422	2,748	39/315	3,063	424	205	18	50-483	37-20	33	280	6-2-9
1966	211	64	140	17	3,558-873	1,176-356	2,382	60/420	2,802	457	212	17	63-778	23-14	29	239	2-1-7
1967	236	64	145	27	3,874-866	1,094-339	2,790	45/377	3,167	482	260	29	64-707	26-18	35	268	7-1-11
1968	202	61	123	18	3,633-863	2,071-490	2,438	51/400	2,838	428	220	26	54-657	21-15	23	186	4-1-11
1969	203	52	141	10	3,707-826	1,050-313	2,657	55/452	3,109	458	235	24	58-680	23-11	28	223	3-1-11
1970	205	87	105	13	3,569-855	1,656-415	1,913	41/313	2,226	399	193	24	70-732	25-14	24	221	4-5-3
1971	200	59	125	16	3,468-817	1,144-353	2,324	43/336	2,660	421	209	26	61-647	40-25	25	222	2-1-9
1972	217	81	113	23	3,755-842	1,515-428	2,240	32/268	2,508	382	187	16	59-586	40-17	28	240	4-1-9
1973	208	83	106	19	3,466-827	1,471-435	1,995	40/306	2,301	352	187	18	52-516	44-23	23	203	2-2-8
1974	199	63	110	26	3,463-803	1,344-417	2,529	47/327	2,856	349	178	13	69-657	31-13	28	235	3-2-8
1975	234	100	113	21	3,739-888	1,699-474	2,040	41/288	2,328	373	162	25	63-639	43-19	33	268	3-3-3
1976	246	113	111	22	3,730-919	1,821-484	1,909	44/327	2,236	391	187	26	71-643	32-12	25	194	5-3-5
1977	205	88	94	23	3,213-880	1,651-457	1,562	53/429	1,991	370	154	21	78-731	22-10	26	212	1-1-2
1978	232	83	128	21	4,009-967	1,721-477	2,288	58/442	2,730	432	202	23	95-783	27-13	25	208	2-1-3
1979	259	105	135	19	4,586-978	2,115-500	2,471	43/362	2,883	435	207	13	70-704	20-10	38	313	4-4-3
1980	296	98	160	28	5,279-996	2,069-469	3,205	43/358	3,563	484	231	27	106-989	33-20	38	311	7-7-7
1981	287	107	160	18	5,419-1,021	2,049-468	3,370	42/347	3,717	511	236	34	104-837	43-16	34	277	13-8-13
1982	163	57	95	11	2,753-581	1,011-260	1,742	32/260	2,002	289	152	15	52-431	20-10	17	145	7-7-5
1983	286	82	181	23	5,427-1,025	1,499-410	3,928	57/437	4,365	558	299	27	100-873	31-21	42	360	10-2-13
1984	283	106	155	22	5,036-1,094	2,226-510	2,810	57/390	3,200	527	250	28	93-854	35-16	36	308	3-11-3
1985	312	98	193	21	5,608-1,076	1,853-465	3,755	62/459	4,214	549	279	33	108-990	24-15	40	333	11-6-13
1986	286	118	148	20	4,985-1,017	2,200-500	2,785	53/364	3,149	464	226	17	90-817	29-18	41	337	7-11-3
1987	294	85	175	34	5,061-1,012	1,617-459	3,444	51/337	3,781	502	269	23	100-857	29-20	42	348	9-4-13
1988	297	93	180	24	5,414-1,023	1,856-454	3,556	46/327	3,883	523	264	10	92-772	24-9	44	381	12-10-12
1989	321	116	183	22	5,556-1,060	1,991-543	3,565	29/183	3,748	488	301	7	102-723	22-10	44	393	9-10-8
1990	280	109	153	18	4,615-988	1,976-482	2,639	36/292	2,931	470	271	11	104-911	32-19	36	300	4-9-1
1991	299	103	180	16	5,066-963	1,571-400	3,495	23/151	3,646	540	320	12	97-801	23-11	32	310	12-6-13
1992	241	68	147	26	3,933-873	1,244-345	2,689	44/347	3,036	484	263	17	94-727	25-14	29	243	1-1-2
1993	297	94	176	27	4,767-1,012	1,651-423	3,116	34/231	3,347	555	334	14	87-653	22-14	23	229	7-5-7T
1994	273	86	157	30	4,313-1,006	1,561-437	2,752	47/299	3,051	522	269	22	102-826	15-9	27	248	1-5-1
1995	303	113	165	25	5,044-1,001	1,772-442	3,272	36/219	3,491	523	293	19	112-913	16-6	32	291	4-9-4
1996	260	89	144	27	4,382-958	1,576-437	2,806	37/219	3,025	484	271	19	94-717	26-14	24	250	2-5-2
1997	281	104	139	38	4,516-1,022	1,994-511	2,522	38/195	2,717	473	253	7	89-757	27-12	36	314	2-2-1
1998	276	84	162	30	5,164-988	1,619-401	3,545	34/222	3,767	553	290	14	120-917	23-12	32	275	9-6-12
1999	266	81	154	31	4,840-997	1,442-417	3,398	35/217	3,615	545	297	24	107-862	23-9	28	276	3-3-4
2000	309	137	145	27	5,329-1,021	2,636-538	2,693	25/189	2,882	458	277	16	108-999	23-9	41	361	9-15-2



THE RECORDS







## PASSING (cont.)

Year	Player	Att.	Comp.	Pct.	Yds.	TD	Int.	NFL/NFC	
								Rating	Rank
1985	White, Danny	450	267	59.3	3,157	21	17	80.6	9/4
1986	Pelluer, Steve	378	215	56.9	2,727	8	17	67.9	20/9
1987	White, Danny	362	215	59.4	2,617	12	17	73.2	19/9
1988	Pelluer, Steve	435	245	56.3	3,139	17	19	73.9	16/9
1989	*Aikman, Troy	293	155	52.9	1,749	9	18	55.7	27/14
1990	Aikman, Troy	399	226	56.6	2,579	11	18	66.6	27/14
1991	Aikman, Troy	363	237	65.3	2,754	11	10	86.7	6/4
1992	Aikman, Troy	473	302	63.8	3,445	23	14	89.5	3/3
1993	Aikman, Troy	392	271	69.1	3,100	15	6	99.0	2/2
1994	Aikman, Troy	361	233	64.5	2,676	13	12	84.9	6/4
1995	Aikman, Troy	432	280	64.8	3,304	16	7	93.6	3/2
1996	Aikman, Troy	465	296	63.7	3,126	12	13	80.1	12/5
1997	Aikman, Troy	518	292	56.4	3,283	19	12	78.0	17/8
1998	Aikman, Troy	315	187	59.4	2,330	12	5	88.5	8/4
1999	Aikman, Troy	442	263	59.5	2,964	17	12	81.1	14/8
2000	Aikman, Troy	262	156	59.5	1,632	7	14	64.3	32/16

## RECEIVING

Year	Player	No.	Yds.	Avg.	Long	TD	NFL/NFC	
							Rank	Rank
1960	Doran, Jim	31	554	17.9	75t	3		21
1961	Howton, Billy	56	785	14.0	53	4		6
1962	Howton, Billy	49	706	14.4	69t	6		15
1963	Clarke, Frank	43	833	19.4	75t	10		3
1964	Clarke, Frank	65	973	15.0	49	5		3
1965	*Hayes, Bob	46	1,003	21.8	82t	12		13
1966	Hayes, Bob	64	1,232	19.3	95t	13		4
1967	Rentzel, Lance	58	996	17.2	74t	8		6
1968	Rentzel, Lance	54	1,009	18.7	65t	6		3
1969	Rentzel, Lance	43	960	22.3	75t	12		20
1970	Hayes, Bob	34	889	26.1	89t	10		45/26
1971	Garrison, Walt	40	396	9.9	36	1		23/10
1972	Hill, Calvin	43	364	8.5	33t	3		18/9
1973	Hill, Calvin	32	290	9.1	29	0		36/21
1974	Pearson, Drew	62	1,087	17.9	50t	2		3/2
1975	Pearson, Drew	46	822	17.9	46t	8		16/9
1976	Pearson, Drew	58	806	13.9	54	6		4/1
1977	Pearson, Drew	48	870	18.1	67	2		9/3
1978	Pearson, Preston	47	526	11.2	34	0		26/15
1979	Hill, Tony	60	1,062	17.7	75t	10		12/6
1980	Hill, Tony	60	1,055	17.6	58t	8		16/9
1981	Hill, Tony	46	953	20.7	63t	4		47/26
	Springs, Ron	46	359	7.8	32t	2		
1982	Hill, Tony	35	526	15.0	47	1		22/8
1983	Springs, Ron	73	589	8.1	80t	1		9/4
1984	Cosbie, Doug	60	789	13.2	36	4		28/12
1985	Hill, Tony	74	1,113	15.0	53t	7		9/3
1986	Walker, Herschel	76	837	11.0	84t	2		9/4
1987	Walker, Herschel	60	715	11.9	44	1		5/4
1988	Alexander, Ray	54	788	14.6	50t	6		34/21
1989	Martin, Kelvin	46	644	14.0	46	2		53/26
1990	Martin, Kelvin	64	732	11.4	45	0		17/9
1991	Irvin, Michael	93	1,523	16.4	66t	8		2/1
1992	Irvin, Michael	78	1,396	17.9	87t	7		7/4
1993	Irvin, Michael	88	1,330	15.1	61t	7		3/3
1994	Irvin, Michael	79	1,241	15.7	65t	6		13/8
1995	Irvin, Michael	111	1,603	14.4	50	10		5/5
1996	Irvin, Michael	64	962	15.0	61	2		27/15
1997	Irvin, Michael	75	1,180	15.7	55	9		12/7
1998	Irvin, Michael	74	1,057	14.3	51	1		14/6
1999	Ismail, Raghib	80	1,097	13.7	76t	6		12/8
2000	McKnight, James	52	926	17.8	48	2		61/31

## PUNTING

Year	Player	No.	Yards	Avg.	TB	IN20	Had Long	NFL/NFC		
								Blk	NET	Rank
1960	Sherer, Dave	57	2,420	42.5	4	15	67	0	39.5	7
1961	*Green, Allen	60	2,236	37.3	3	6	53	1	32.5	14
1962	Baker, Sam	57	2,589	45.4	4	13	72	0	40.7	3
1963	Baker, Sam	71	3,138	44.2	4	13	64	0	40.6	7
1964	*Lothridge, Billy	62	2,501	40.3	5	17	75	0	38.1	15

\* Rookie



PUNTING (cont.)

Year	Player	No.	Yards	Avg.	TB	IN20	Had		NFL/NFC	
							Long	Bik	NET	Rank
1965	Villanueva, Danny	60	2,505	41.8	8	11	58	0	37.9	10
1966	Villanueva, Danny	64	2,551	39.9	3	14	58	1	36.7	13
1967	Villanueva, Danny	67	2,707	40.4	4	9	57	0	35.2	9
1968	Widby, Ron	59	2,415	40.9	7	17	84	0	36.4	5
1969	Widby, Ron	63	2,729	43.3	4	9	62	0	37.2	2
1970	Widby, Ron	68	2,847	41.9	6	10	59	1	35.4	10/2
1971	Widby, Ron	55	2,329	42.3	6	8	59	1	35.3	8/3
1972	*Bateman, Marv	51	1,949	38.2	3	4	61	0	36.2	24/13
1973	Bateman, Marv	53	2,290	43.2	5	14	62	2	37.1	11/7
1974	*Carrell, Duane	40	1,591	39.8	5	15	59	0	31.4	11/5
1975	*Hoopes, Mitch	67	2,676	39.9	8	15	55	1	33.2	16/9
1976	White, Danny	70	2,690	38.4	12	13	54	2	30.5	20/9
1977	White, Danny	80	3,171	39.6	10	25	57	1	33.2	12/8
1978	White, Danny	76	3,076	40.5	11	16	56	1	33.1	8/5
1979	White, Danny	76	3,168	41.7	9	21	73	0	36.0	4/2
1980	White, Danny	71	2,903	40.9	11	17	58	0	34.9	10/5
1981	White, Danny	81	3,284	40.8	7	19	60	0	36.0	14/8
1982	White, Danny	37	1,542	41.7	2	6	56	0	37.4	8/5
1983	White, Danny	38	1,543	40.6	3	6	50	1	32.9	DNQ
1984	White, Danny	82	3,151	38.4	8	21	54	0	34.6	28/14
1985	Saxon, Mike	81	3,396	41.9	10	20	57	1	35.5	13/8
1986	Saxon, Mike	86	3,498	40.7	10	28	58	1	34.5	15/9
1987	Saxon, Mike	68	2,685	39.5	5	20	63	0	34.2	20/10
1988	Saxon, Mike	80	3,271	40.9	15	24	55	0	34.2	10/4
1989	Saxon, Mike	79	3,233	40.9	6	19	56	2	34.3	10/6
1990	Saxon, Mike	79	3,413	43.2	8	20	62	0	35.6	4/2
1991	Saxon, Mike	57	2,426	42.6	5	16	64	0	36.8	11/6
1992	Saxon, Mike	61	2,620	43.0	9	19	58	0	33.5	9/5
1993	*Jett, John	56	2,342	41.8	3	22	59	0	37.7	21/10
1994	Jett, John	70	2,935	41.9	4	26	58	0	35.4	14/6
1995	Jett, John	53	2,166	40.9	6	17	58	0	34.5	24/12
1996	Jett, John	74	3,150	42.6	9	22	60	0	36.8	18/8
1997	*Gowin, Toby	86	3,592	41.8	9	26	72	0	35.4	27/13
1998	Gowin, Toby	77	3,342	43.4	14	31	65	1	36.6	17/7
1999	Gowin, Toby	81	3,500	43.2	10	24	64	0	35.1	7/2
2000	*Knorr, Micah	58	2,485	42.8	8	12	60	0	35.8	11/4

SCORING

Year	Player	TD	PAT	TWO PT	FG	NFL/NFC	
						Tot.	Rank
1960	Cone, Fred	0	21	-	6	39	27
1961	Clarke, Frank	9	0	-	0	54	22
1962	Baker, Sam	0	50	-	14	92	6
1963	Baker, Sam	0	38	-	9	65	14
1964	*Van Raaphorst, Dick	0	28	-	14	70	13
1965	Villaneuva, Danny	0	37	-	16	85	10
1966	Villaneuva, Danny	0	56	-	17	107	2
1967	Hayes, Bob	11	0	-	0	66	16
	Reeves, Dan	11	0	-	0	66	
1968	Clark, Mike	0	54	-	17	105	2
1969	Clark, Mike	0	43	-	20	103	2
1970	Clark, Mike	0	35	-	18	89	12/8
1971	Clark, Mike	0	47	-	13	86	13/7
1972	Fritsch, Toni	0	36	-	21	99	7/3
1973	Fritsch, Toni	0	43	-	18	97	11/7
1974	*Herrera, Efen	0	33	-	8	57	26/9
1975	Fritsch, Toni	0	38	-	22	104	3/2
1976	Herrera, Efen	0	34	-	18	88	6/4
1977	Herrera, Efen	0	39	-	18	93	3/2
1978	Septien, Rafael	0	46	-	16	94	5/2
1979	Septien, Rafael	0	40	-	19	97	8/3
1980	Septien, Rafael	0	59	-	11	92	13/6
1981	Septien, Rafael	0	40	-	27	121	1/1
1982	Septien, Rafael	0	28	-	10	58	11/5
1983	Septien, Rafael	0	57	-	22	123	5/5
1984	Septien, Rafael	0	33	-	23	102	13/6

\* Rookie





## SCORING (cont.)

Year	Player	TD	PAT	TWO		FG	NFL/NFC	
				PT			Tot.	Rank
1985	Septien, Rafael.....	0	42	-	-	19	99	17/8
1986	Septien, Rafael.....	0	43	-	-	15	88	20/9
1987	Ruzek, Roger.....	0	26	-	-	22	92	5/3
1988	Ruzek, Roger.....	0	27	-	-	12	63	36/17
1989	Ruzek, Roger.....	0	14	-	-	5	29	DNQ
1990	*Willis, Ken.....	0	26	-	-	18	80	25/13
1991	Willis, Ken.....	0	37	-	-	27	118	3/2
1992	*Elliott, Lin.....	0	47	-	-	24	119	4/3
1993	Murray, Eddie.....	0	38	-	-	28	122	6/3
1994	Smith, Emmitt.....	22	0	-	-	0	132	2/1
1995	Smith, Emmitt.....	25	0	0	0	0	150	1/1
1996	Boniol, Chris.....	0	24	0	0	32	120	6/4
1997	Cunningham, Richie.....	0	24	0	0	34	126	2/1
1998	Cunningham, Richie.....	0	40	0	0	29	127	5/3
1999	Smith, Emmitt.....	13	0	0	0	0	78	31/15
2000	*Seder, Tim.....	1	27	0	0	25	108	14/7

## FIELD GOALS

Year	Player	Att.	Made	Pct.	Long	NFL/NFC	
						Rank	
1960	Cone, Fred.....	13	6	.462	45		12
1961	Bielski, Dick.....	9	6	.667	42		13
1962	Baker, Sam.....	27	14	.519	53		3
1963	Baker, Sam.....	20	9	.450	53		12
1964	*Van Raaphorst, Dick.....	29	14	.483	43		8
1965	Villaneuva, Danny.....	27	16	.593	41		7
1966	Villaneuva, Danny.....	31	17	.548	37		8
1967	Villaneuva, Danny.....	23	9	.391	34		14
1968	Clark, Mike.....	29	17	.586	50		7
1969	Clark, Mike.....	36	20	.555	47		5
1970	Clark, Mike.....	27	18	.667	43	7/4	
1971	Clark, Mike.....	25	13	.520	48		19/9
1972	Fritsch, Toni.....	36	21	.583	54		18/8
1973	Fritsch, Toni.....	28	18	.643	37		12/4
1974	*Herrera, Efren.....	13	6	.615	39		11/5
1975	Fritsch, Toni.....	35	22	.629	43		14/8
1976	Herrera, Efren.....	23	18	.783	46		1/1
1977	Herrera, Efren.....	29	18	.621	52		12/1
1978	Septien, Rafael.....	26	16	.615	48		17/9
1979	Septien, Rafael.....	29	19	.655	51		9/4
1980	Septien, Rafael.....	17	11	.647	52		13/7
1981	Septien, Rafael.....	35	27	.771	47		4/3
1982	Septien, Rafael.....	14	10	.714	53		13/6
1983	Septien, Rafael.....	27	22	.815	47		7/3
1984	Septien, Rafael.....	29	23	.793	52		4/3
1985	Septien, Rafael.....	28	19	.679	53		18/9
1986	Septien, Rafael.....	21	15	.714	50		11/5
1987	Ruzek, Roger.....	25	22	.880	49		2/1
1988	Ruzek, Roger.....	22	12	.546	50		25/14
1989	Zendejas, Luis.....	9	5	.556	47		DNQ
1990	*Willis, Ken.....	25	18	.720	49		17/8
1991	Willis, Ken.....	39	27	.692	54		21/11
1992	*Elliott, Lin.....	35	24	.686	53		18/10
1993	Murray, Eddie.....	33	28	.848	52		5/3
1994	*Boniol, Chris.....	29	22	.759	47		18/6
1995	Boniol, Chris.....	28	27	.964	45		1/1
1996	Boniol, Chris.....	36	32	.889	52		1/2
1997	Cunningham, Richie.....	37	34	.919	53		2/1
1998	Cunningham, Richie.....	35	29	.829	54		11/5
1999	Cunningham, Richie.....	22	12	.545	47		30/15
2000	*Seder, Tim.....	33	25	.758	48		20/11

## KICKOFF RETURNS

Year	Player	No.	Yds.	Avg.	Long	TD	NFL/NFC	
							Rank	
1960	Franckhauser, Tom.....	25	509	19.8	46	0		19
1961	*Marsh, Amos.....	26	667	25.7	79	0		13
1962	Marsh, Amos.....	29	725	25.0	101t	1		10
1963	*Stiger, Jim.....	18	432	24.0	66	0		12

\* Rookie



## KICKOFF RETURNS (cont.)

Year	Player	No.	Yds.	Avg.	Long	TD	NFL/NFC
							Rank
1964	*Renfro, Mel.....	40	1,017	25.4	65	0	7
1965	Renfro, Mel.....	21	630	30.0	100t	1	4
1966	Renfro, Mel.....	19	487	25.6	87t	1	9
1967	Garrison, Walt.....	20	366	18.3	36	0	23
1968	Baynham, Craig.....	23	590	25.7	40	0	7
1969	*Flowers, Richmond.....	11	283	25.7	30	0	29
1970	*Thomas, Duane.....	19	416	21.9	33	0	23/10
1971	Harris, Cliff.....	29	823	28.4	77	0	4/4
1972	Harris, Cliff.....	26	615	23.7	44	0	23/11
1973	Montgomery, Mike.....	6	175	29.2	63	0	DNQ
1974	*Morgan, Dennis.....	35	823	23.5	43	0	21/11
1975	Pearson, Preston.....	16	391	24.4	42	0	13/7
1976	*Johnson, Butch.....	28	693	24.8	74	0	11/5
1977	Johnson, Butch.....	22	536	24.4	64	0	9/5
1978	Johnson, Butch.....	29	603	20.8	56	0	27/12
1979	*Springs, Ron.....	38	780	20.5	70	0	25/12
1980	*Jones, James.....	32	720	22.5	41	0	11/6
1981	Jones, James.....	27	517	19.1	33	0	36/17
1982	Fellows, Ron.....	16	359	22.4	35	0	16/9
1983	Fellows, Ron.....	43	855	19.9	53	0	26/12
1984	Allen, Gary.....	33	666	20.2	34	0	24/11
1985	*Lavette, Robert.....	34	682	20.1	34	0	27/13
1986	Lavette, Robert.....	36	699	19.4	37	0	27/12
1987	Clack, Darryl.....	29	635	21.9	48	0	9/7
1988	Burbage, Cornell.....	20	448	22.4	53	0	9/2
1989	*Dixon, James.....	47	1,181	25.1	97t	1	5/2
1990	Dixon, James.....	36	736	20.4	47	0	13/7
1991	Wright, Alexander.....	21	514	24.5	102t	1	3/2
1992	Martin, Kelvin.....	24	503	21.0	59	0	13/10
1993	*Williams, Kevin.....	31	689	22.2	49	0	8/6
1994	Williams, Kevin.....	43	1,148	26.7	87t	1	4/3
1995	Williams, Kevin.....	49	1,108	22.6	43	0	16/6
1996	Walker, Herschel.....	27	779	28.9	89	0	2/2
1997	Walker, Herschel.....	50	1,167	23.3	49	0	16/10
1998	Mathis, Kevin.....	25	621	24.8	42	0	13/6
1999	Tucker, Jason.....	22	613	27.9	79	0	2/2
2000	Tucker, Jason.....	51	1,099	21.5	90	0	27/13

## PUNT RETURNS

Year	Player	No.	Yds.	Avg.	Long	TD	NFL/NFC
							Rank
1960	Butler, Bill.....	13	131	10.1	46	0	2
1961	*Marsh, Amos.....	14	71	5.1	19	0	14
1962	Lockett, J.W.....	8	45	5.6	17	0	14
1963	*Stiger, Jim.....	14	141	10.1	45	0	6
1964	*Renfro, Mel.....	32	418	13.1	69t	1	3
1965	Renfro, Mel.....	24	145	6.0	35	0	9
1966	Hayes, Bob.....	17	106	6.2	18	0	7
1967	Hayes, Bob.....	24	276	11.5	69t	1	2
1968	Hayes, Bob.....	15	312	20.8	90t	2	1
1969	Hayes, Bob.....	18	179	9.9	50	0	3
1970	Hayes, Bob.....	15	116	7.7	34	0	20/7
1971	Harris, Cliff.....	17	129	7.6	35	0	11/4
1972	Harris, Cliff.....	19	78	4.1	21	0	21/11
1973	*Richards, Golden.....	21	139	6.6	46	0	23/10
1974	*Morgan, Dennis.....	19	287	15.1	98t	1	3/2
1975	Richards, Golden.....	28	288	10.3	43t	1	12/5
1976	*Johnson, Butch.....	45	489	10.9	55	0	8/4
1977	Johnson, Butch.....	50	423	8.5	38	0	20/7
1978	Johnson, Butch.....	51	401	7.9	23	0	18/9
1979	*Wilson, Steve.....	35	236	6.8	13	0	20/7
1980	*Jones, James.....	54	548	10.1	52	0	5/4
1981	Jones, James.....	33	188	5.7	17	0	28/14
1982	Fellows, Ron.....	25	189	7.6	17	0	18/8
1983	Hill, Rod.....	30	232	7.7	37	0	20/10
1984	Allen, Gary.....	54	446	8.3	18	0	16/8
1985	Bates, Bill.....	22	152	6.9	21	0	20/8
1986	Banks, Gordon.....	27	160	5.9	20	0	22/11
1987	*Martin, Kelvin.....	22	216	9.8	38	0	12/7
1988	Martin, Kelvin.....	44	360	8.2	21	0	17/7
1989	Shepard, Derrick.....	24	160	6.7	17	0	-
1990	Shepard, Derrick.....	20	121	6.1	13	0	20/13
1992							* Rookie



**PUNT RETURNS (cont.)**

Year	Player	No.	Yds.	Avg.	Long	TD	NFL/NFC
							Rank
1991	Martin, Kelvin	21	244	11.6	85t	1	3/3
1992	Martin, Kelvin	42	532	12.7	79t	2	2/2
1993	*Williams, Kevin	36	381	10.6	64t	2	8/3
1994	Williams, Kevin	39	349	8.9	83t	1	13/6
1995	Williams, Kevin	18	166	9.2	30	0	DNQ
1996	Martin, Kelvin	41	373	9.1	22	0	16/7
1997	Sanders, Deion	33	407	12.3	83t	1	5/3
1998	Sanders, Deion	24	375	15.6	69t	2	1/1
1999	Sanders, Deion	30	344	11.5	76	1	7/4
2000	McGarity, Wane	30	353	11.8	64t	2	8/3

**INTERCEPTIONS**

Year	Player	No.	Yds.	Avg.	Long	TD	NFL/NFC
							Rank
1960	Bishop, Don	3	13	4.3	13	0	25
	Franckhauser, Tom	3	11	3.7	9	0	
1961	Bishop, Don	8	172	21.5	57	0	2
1962	Bishop, Don	6	134	22.3	44	0	9
1963	Green, Cornell	7	211	30.1	55	0	6
1964	*Renfro, Mel	7	110	15.7	39t	1	4
1965	Green, Cornell	3	49	16.3	43	0	27
	Livingston, Warren	3	5	1.7	5	0	
	*Logan, Obert	3	5	1.7	3	0	
1966	Green, Cornell	4	88	22.0	41	1	21
1967	Green, Cornell	7	52	7.4	28	0	7
	Renfro, Mel	7	38	5.4	30	0	
1968	Howley, Chuck	6	115	19.2	58	1	11
1969	Renfro, Mel	10	118	11.8	41	0	1
1970	*Waters, Charlie	5	45	9.0	20	0	16/9
1971	Adderley, Herb	6	182	30.3	46	0	9/4
1972	Waters, Charlie	6	132	22.0	56	1	7/3
1973	Jordan, Lee Roy	6	78	13.0	31t	1	4/2
1974	Harris, Cliff	3	8	2.7	8	0	42/20
1975	Jordan, Lee Roy	6	80	13.3	38	0	7/4
1976	Washington, Mark	4	49	12.3	22	0	24/11
1977	Harris, Cliff	5	7	1.4	7	0	16/7
1978	Barnes, Benny	5	72	14.4	38	0	25/14
1979	Hughes, Randy	2	91	45.5	68	0	93/45
	Harris, Cliff	2	35	17.5	20	0	
	Barnes, Benny	2	20	10.0	11	0	
	Lewis, D.D.	2	8	4.0	5	0	
	Kyle, Aaron	2	0	0.0	0	0	
1980	Thurman, Dennis	5	114	22.8	78t	1	24/10
	Waters, Charlie	5	78	15.6	29	0	
1981	*Walls, Everson	11	133	12.1	33	0	1/1
1982	Walls, Everson	7	61	8.7	37	0	1/1
1983	Thurman, Dennis	6	49	8.2	34	0	15/8
1984	Downs, Michael	7	126	18.0	27t	1	4/2
1985	Walls, Everson	9	31	3.4	19	0	1/1
1986	Downs, Michael	6	54	9.0	31	0	11/7
1987	Walls, Everson	5	38	7.6	30	0	7/4
1988	Williams, Robert	2	18	9.0	12	0	81/47
	Downs, Michael	2	3	1.5	3	0	
	Walls, Everson	2	0	0.0	0	0	
1989	Lockhart, Eugene	2	14	7.0	12	0	81/41
1990	Holt, Issiac	3	72	24.0	64t	1	33/17
	Washington, James	3	24	8.0	13	0	
1991	Holt, Issiac	4	2	0.5	2	0	23/13
1992	Washington, James	3	31	10.3	16	0	43/20
	Gant, Kenneth	3	19	6.3	11	0	
1993	Smith, Kevin	6	56	9.3	32t	1	7/2
1994	Woodson, Darren	5	140	28.0	94t	1	10/5
	Washington, James	5	43	8.6	25	0	
1995	Brown, Larry	6	124	20.7	65t	2	5/4
	Marion, Brock	6	40	6.7	32t	1	
1996	Smith, Kevin	5	45	9.0	24	0	11/6
	Woodson, Darren	5	43	8.6	21	0	
1997	Sanders, Deion	2	81	40.5	50t	1	51/34
	*Stoutmire, Omar	2	8	4.0	8	0	
1998	Sanders, Deion	5	153	30.6	71t	1	14/5
1999	Coakley, Dexter	4	119	29.8	46t	1	25/12
2000	Sparks, Phillippi	5	59	11.8	43	0	17/9

\* Rookie




TACKLES

Year	Player	Solo	Assists	Total
1979	Breunig, Bob	81	- 86	- 167
1980	Breunig, Bob	69	- 60	- 129
1981	Breunig, Bob	63	- 51	- 114
1982	Downs, Michael	49	- 21	- 70
1983	Breunig, Bob	69	- 57	- 126
1984	Downs, Michael	96	- 40	- 136
1985	Lockhart, Eugene	69	- 59	- 128
1986	Lockhart, Eugene	77	- 44	- 121
1987	Downs, Michael	58	- 28	- 86
1988	Bates, Bill	85	- 39	- 124
1989	Lockhart, Eugene	154	- 68	- 222
1990	Lockhart, Eugene	72	- 67	- 139
1991	Del Rio, Jack	77	- 53	- 130
1992	Norton, Ken	64	- 56	- 120
1993	Norton, Ken	93	- 66	- 159
1994	Jones, Robert	83	- 79	- 162
1995	Woodson, Darren	90	- 54	- 144
1996	Strickland, Fred	87	- 66	- 153
1997	Marion, Brock	92	- 66	- 158
1998	Woodson, Darren	74	- 62	- 136
1999	Godfrey, Randall	95	- 48	- 143
2000	Hambrick, Darren	78	- 76	- 154

SACKS

Year	Player	Sacks
1960	Gonzaga, John	2.0
1961	Borden, Nate	3.0
	Howley, Chuck	3.0
	Lilly, Bob	3.0
1962	Lilly, Bob	10.0
1963	Lilly, Bob	5.0
1964	Andrie, George	12.5
1965	Andrie, George	14.5
1966	Andrie, George	18.5
1967	Andrie, George	11.5
1968	Pugh, Jethro	15.5
1969	Pugh, Jethro	13.0
1970	Pugh, Jethro	13.5
1971	Pugh, Jethro	13.0
1972	Pugh, Jethro	7.5
1973	Toomay, Pat	10.5
1974	Martin, Harvey	7.5
1975	Martin, Harvey	9.5
1976	Martin, Harvey	14.5
1977	Martin, Harvey	20.0
1978	White, Randy	16.0
1979	Martin, Harvey	8.5
1980	Martin, Harvey	12.0
1981	Jones, Ed	9.5
1982	Martin, Harvey	8.0
1983	White, Randy	12.5
1984	White, Randy	12.5
1985	Jones, Ed	13.0
1986	Jeffcoat, Jeff	14.0
1987	Jones, Ed	10.0
1988	Cobb, Reggie	7.5
	Noonan, Danny	7.5
1989	Jeffcoat, Jim	11.5
1990	Stubbs, Daniel	7.5
	Jones, Jimmie	7.5
1991	Tolbert, Tony	7.0
1992	Jeffcoat, Jim	10.5
1993	Tolbert, Tony	7.5
1994	Haley, Charles	12.5
1995	Haley, Charles	10.5
1996	Tolbert, Tony	12.0
1997	Carver, Shante	6.0
1998	Pittman, Kavika	6.0
1999	Ellis, Greg	7.5
2000	Ekuban, Ebenezer	6.5



Ebenezer Ekuban

RECORDS

Temperature at Kickoff

COWBOYS WARMEST GAMES

DATE	TEAM	W/L	SCORE	TEMP.
9/3/00	Philadelphia	L	14-41	109°
9/7/97	@ Arizona	L	22-25	101°
9/10/00	@ Arizona	L	31-32	100°
9/20/92	Phoenix	W	31-20	99°
9/13/81	St. Louis	W	30-17	98°
9/12/88	@ Phoenix	W	17-14	98°
9/12/93	Buffalo	L	10-13	97°
9/6/98	Arizona	W	38-10	97°
9/16/90	N.Y. Giants	L	7-28	96°
9/21/80	Tampa Bay	W	28-17	95°
9/15/97	Philadelphia	W	21-20	95°

Playoffs

1/14/96	Green Bay	W	38-27	72°
12/19/76	L.A. Rams	L	12-14	71°
1/21/79	*Pittsburgh	L	31-35	71°
1/17/71	*Baltimore	L	13-16	70°
*@ Miami				

COWBOYS COLDEST GAMES

DATE	TEAM	W/L	SCORE	TEMP.
12/15/63	@ St. Louis	W	28-24	16°
12/6/92	@ Denver	W	31-27	19°
12/10/95	@ Phila.	L	17-20	19°
12/16/89	@ N.Y. Giants	L	0-15	20°
12/15/68	@ N.Y. Giants	W	28-10	21°
12/11/60	@ Detroit	L	14-23	22°
12/16/73	@ St. Louis	W	30-3	22°
11/23/97	@ Green Bay	L	17-45	22°
12/19/81	@ N.Y. Giants	L	10-13	25°
12/9/61	@ St. Louis	L	20-52	26°
12/21/75	@ N.Y. Jets	W	31-21	28°

Coldest regular season home game:

11/25/93	Miami	L	14-16	32°
----------	-------	---	-------	-----

Playoffs

12/31/67	@ Green Bay	L	17-21	-13°
1/11/81	@ Philadelphia	L	7-20	16°
1/7/96	Philadelphia	W	30-11	26°
12/28/75	@ Minnesota	W	17-14	27°
12/26/83	L.A. Rams	L	17-27	27°





# Cowboys Individual Records

1960 — 12 games; 1961-77 — 14 games; 1978-00 — 16 games.

NOTE: The 1982 regular season was reduced to nine games and the 1987 season to 15 games due to players' strikes.

## SERVICE

### Most Seasons

- 15 Ed Jones, 1974-78, 1980-89
- 15 Bill Bates, 1983-97
- 15 Mark Tuinei, 1983-97
- 14 Bob Lilly, 1961-74
- 14 Lee Roy Jordan, 1963-76
- 14 Mel Renfro, 1964-77
- 14 Jethro Pugh, 1965-78
- 14 Randy White, 1975-88
- 14 Tom Rafferty, 1976-89

### Most Games Played

- 224 Ed Jones, 1974-78, 1980-89
- 217 Bill Bates, 1983-97
- 209 Randy White, 1975-88

### Most Consecutive Games Played

- 196 Bob Lilly, 1961-74
- 176 Dale Hellestrae, 1990-00
- 168 Cornell Green, 1962-74

### Most Games Started

- 203 Ed Jones, 1974-78, 1980-89
- 194 Bob Lilly, 1961-74
- 183 Tom Rafferty, 1976-89

### Most Consecutive Games Started

- 154 Lee Roy Jordan, 1966-76
- 145 Cornell Green, 1964-74
- 135 Bob Lilly, 1965-74
- 135 D.D. Lewis, 1972-81

## SCORING

### Most Seasons Leading Team

- 9 Rafael Septien, 1978-86
- 4 Mike Clark, 1968-71
- 3 Roger Ruzek, 1987-89
- 3 Emmitt Smith, 1994-95, 1999

### Most Consecutive Seasons Leading Team

- 9 Rafael Septien, 1978-86
- 4 Mike Clark, 1968-71
- 3 Roger Ruzek, 1987-89

## POINTS

### Career

- 938 Emmitt Smith, 1990-00 (156-td, 1-2pt)
- 874 Rafael Septien, 1978-86 (388-pat, 162-fg)
- 516 Tony Dorsett, 1977-87 (86-td)

### Season

- 150 Emmitt Smith, 1995 (25-td)
- 132 Emmitt Smith, 1994 (22-td)
- 127 Chris Boniol, 1995 (46-pat, 27-fg)
- 127 Richie Cunningham, 1998 (40-pat, 29-fg)

### Most Seasons, 100 or More Points

- 3 Rafael Septien, 1981, 1983-84
- 3 Emmitt Smith, 1992, 1994-95
- 3 Chris Boniol, 1994-96
- 2 Mike Clark, 1968-69
- 2 Richie Cunningham, 1997-98

### Season, Rookie

- 119 Lin Elliott, 1992 (47-pat, 24-fg)
- 114 Chris Boniol, 1994 (48-pat, 22-fg)
- 108 Tim Seder, 2000 (27-pat, 25-fg)

### Game

- 24 Dan Reeves, vs. Atlanta, 11/5/67 (4 TDs)
- 24 Bob Hayes, vs. Houston, 12/20/70 (4 TDs)
- 24 Calvin Hill, @ Buffalo, 9/19/71 (4 TDs)
- 24 Duane Thomas, vs. St. Louis, 12/18/71 (4 TDs)
- 24 Emmitt Smith, vs. Phoenix, 12/16/90 (4 TDs)
- 24 Emmitt Smith, @ N.Y. Giants, 9/4/95 (4 TDs)

### Game, Opponent

- 24 Dick James, @ Washington, 12/17/61
- 24 Harold Jackson, @ Rams, 10/14/73
- 24 Sterling Sharpe, vs. Green Bay, 11/24/94

### Most Consecutive Games Scoring

- 111 Rafael Septien, 1978-85
- 48 Chris Boniol, 1994-96
- 44 Richie Cunningham, 1997-99

## TOUCHDOWNS

### Most Seasons Leading Team

- 10 Emmitt Smith, 1990-96, 1998-00
- 7 Tony Dorsett, 1977-78, 1980, 1982-85
- 4 Bob Hayes, 1965, 1967-68, 1970
- 4 Herschel Walker, 1986-89

### Most Consecutive Seasons Leading Team

- 7 Emmitt Smith, 1990-96
- 4 Tony Dorsett, 1982-85
- 4 Herschel Walker, 1986-89

### Career

- 156 Emmitt Smith, 1990-00 (145-r, 11-p)
- 86 Tony Dorsett, 1977-87 (72-r, 13-p, 1-ret.)
- 76 Bob Hayes, 1965-74 (2-r, 71-p, 3-ret.)

### Season

- 25 Emmitt Smith, 1995 (25-r)
- 22 Emmitt Smith, 1994 (21-r, 1-p)
- 19 Emmitt Smith, 1992 (18-r, 1p)

### Season, Rookie

- 13 Bob Hayes, 1965 (1-r, 12-p)
- 13 Tony Dorsett, 1977 (12-r, 1-p)
- 11 Emmitt Smith, 1990 (11-r)

### Game

- 4 Dan Reeves, vs. Atlanta, 11/5/67 (2-r, 2-p)
- 4 Bob Hayes, vs. Houston, 12/20/70 (4-p)
- 4 Calvin Hill, @ Buffalo, 9/19/71 (4-r)
- 4 Duane Thomas, vs. St. Louis, 12/18/71 (3-r, 1-p)
- 4 Emmitt Smith, vs. Phoenix, 12/16/90 (4-r)
- 4 Emmitt Smith, @ N.Y. Giants, 9/4/95 (4-r)

### Game, Opponent

- 4 Dick James, @ Wash., 12/17/61 (3-r, 1-p)
- 4 Harold Jackson, @ Rams, 10/14/73 (4-p)
- 4 Sterling Sharpe, vs. Green Bay, 11/24/94 (4-p)

### Most Consecutive Games Scoring Touchdown

- 11 Emmitt Smith, 1994-95
- 11 Emmitt Smith, 1995
- 9 Emmitt Smith, 1993-94
- 9 Emmitt Smith, 1998-99

## POINTS AFTER TOUCHDOWN

### Most Attempted, Career

- 398 Rafael Septien, 1978-86
- 182 Mike Clark, 1968-71, 1973
- 128 Danny Villanueva, 1965-67

### Most Attempted, Season

- 60 Rafael Septien, 1980
- 59 Rafael Septien, 1983
- 56 Danny Villanueva, 1966

### Most Attempted, Game

- 8 Danny Villanueva, vs. Philadelphia, 10/19/66
- 8 Mike Clark, vs. Detroit, 9/15/68
- 8 Rafael Septien, vs. San Francisco, 10/12/80

### Most Attempted, Game, Opponent

- 7 Gerry Perry, @ St. Louis, 12/9/62
- 6 Ten times, last by Jason Elam, @ Denver, 9/13/98

### Most Made, Career

- 388 Rafael Septien, 1978-86
- 180 Mike Clark, 1968-71, 1973
- 125 Danny Villanueva, 1965-67

### Most Made, Season

- 59 Rafael Septien, 1980
- 57 Rafael Septien, 1983
- 56 Danny Villanueva, 1966

### Most Made, Game

- 8 Rafael Septien, vs. San Francisco, 10/12/80
- 8 Mike Clark, vs. Detroit, 9/15/68
- 8 Danny Villanueva, vs. Philadelphia, 10/19/66

### Most Made, Game, Opponent

- 7 Gerry Perry, @ St. Louis, 12/9/62
- 6 Ten times, last by Jason Elam, @ Denver, 9/13/98

### Most Consecutive Made

- 100 Danny Villanueva, 1965-67
- 99 Mike Clark, 1969-1971
- 95 Richie Cunningham, 1997-99

### Highest Percentage Made, Career (200 made)

- 97.5 Rafael Septien (398-388)

**Most Made, No Misses, Season**

- 56 Danny Villanueva, 1966
- 54 Mike Clark, 1968
- 48 Chris Boniol, 1994

**FIELD GOALS****Most Attempted, Career**

- 226 Rafael Septien, 1978-88
- 119 Mike Clark, 1968-71, 1973
- 107 Toni Fritsch, 1971-73, 1975

**Most Attempted, Season**

- 39 Ken Willis, 1991
- 37 Richie Cunningham, 1997
- 36 Toni Fritsch, 1972
- 36 Mike Clark, 1969
- 36 Chris Boniol, 1996

**Most Attempted, Game**

- 7 Mike Clark, @ Chicago, 11/24/68
- 7 Chris Boniol, vs. Green Bay, 11/18/96
- 6 Toni Fritsch, vs. Rams, 9/21/75
- 6 Richie Cunningham, @ Arizona, 9/7/97
- 6 Tim Seder, vs. Cincinnati, 11/12/00

**Most Attempted, Opponent, Game**

- 7 Sam Baker, @ Philadelphia, 12/5/65
- 6 Tommy Davis, vs. San Francisco, 11/20/60
- 6 Chester Marcol, @ Green Bay, 10/1/72

**Most Made, Career**

- 162 Rafael Septien, 1978-88.
- 81 Chris Boniol, 1994-96
- 75 Richie Cunningham, 1997-99

**Most Made, Season**

- 34 Richie Cunningham, 1997
- 32 Chris Boniol, 1996
- 29 Richie Cunningham, 1998

**Most Made, Season, Rookie**

- 25 Tim Seder, 2000
- 24 Lin Elliott, 1992
- 22 Chris Boniol, 1994

**Most Made, Game**

- 7 Chris Boniol, vs. Green Bay, 11/18/96
- 5 Roger Ruzek, @ Rams, 12/21/87
- 5 Eddie Murray, vs. Green Bay, 10/3/93
- 5 Chris Boniol, vs. N.Y. Giants, 12/17/95
- 5 Richie Cunningham, @ Arizona, 9/7/97

**Most Made, Opponent, Game**

- 5 Morten Andersen, vs. Atlanta, 10/20/96
- 4 Many times, last by Cary Blanchard, @ Arizona, 9/10/00

**Most Made, No Misses, Game**

- 7 Chris Boniol, vs. Green Bay, 11/18/96
- 5 Roger Ruzek, @ Rams, 12/21/87
- 5 Eddie Murray, vs. Green Bay, 10/3/93
- 5 Chris Boniol, vs. N.Y. Giants, 12/17/95
- 5 Richie Cunningham, vs. Philadelphia, 9/15/97

**Most Made, One Half**

- 5 Chris Boniol, vs. Green Bay, 11/18/96
- 4 Roger Ruzek, vs. N.Y. Giants, 11/2/87
- 4 Richie Cunningham, @ Arizona, 9/7/97

**Most Made, One Quarter**

- 4 Roger Ruzek, vs. N.Y. Giants, 11/2/87

**Most Consecutive Field Goals Made**

- 27 Chris Boniol, 1996
- 26 Chris Boniol, 1995-96
- 18 Richie Cunningham, 1997

**Most Consecutive Games Made**

- 12 Richie Cunningham, 1997
- 11 Lin Elliott, 1992-93
- 11 Chris Boniol, 1995-96
- 10 Mike Clark, 1969-70
- 10 Toni Fritsch, 1972-73
- 10 Toni Fritsch, 1975

**Longest Field Goal**

- 54 Toni Fritsch, @ N.Y. Giants, 9/24/72
- 54 Ken Willis, @ Cleveland, 9/1/91
- 54 Richie Cunningham, @ Denver, 9/13/98
- 53 Seven times, last by Richie Cunningham, @ Pittsburgh, 8/31/97

**Longest Field Goal, Opponent**

- 59 Tony Franklin, vs. Philadelphia, 11/12/79
- 55 Fred Steinfort, @ Denver, 9/14/80
- 55 Chip Lohmiller, @ Washington, 9/23/90

**Most Made, 50 or More Yards, Career**

- 8 Rafael Septien, 1978-86
- 4 Ken Willis, 1990-91

**Most Made, 50 or More Yards, Season**

- 4 Ken Willis, 1991
- 3 Lin Elliott, 1992
- 3 Eddie Murray, 1993

**Most Made, 50 or More Yards, Game**

- 2 Eddie Murray, @ Minnesota, 12/12/93

**Highest Field Goal Percentage, Career (100 made)**

- 71.7 Rafael Septien, 1978-86 (226-162)

**Highest Field Goal Percentage, Season (Qualifiers)**

- 96.4 Chris Boniol, 1995 (27-28)
- 91.9 Richie Cunningham, 1997 (34-37)
- 88.9 Chris Boniol, 1996 (32-36)

**Highest Field Goal Percentage, Season, Rookie (Qualifiers)**

- 75.9 Chris Boniol, 1994 (22-29)
- 75.8 Tim Seder, 2000 (25-33)
- 72.0 Ken Willis, 1990 (18-25)

**SAFETIES****Most, Career**

- 2 Jethro Pugh, 1965-78
- 2 Benny Barnes, 1972-82
- 2 Harvey Martin, 1973-83

**Most, Season**

- 2 Benny Barnes, 1973

**Most, Game**

- 1 By many, last by Izell Reese, @ Carolina, 10/1/00

**RUSHING****Most Seasons Leading Team**

- 11 Emmitt Smith, 1990-00
- 10 Tony Dorsett, 1977-86
- 7 Don Perkins, 1961-65, 1967-68

**Most Consecutive Seasons Leading Team**

- 11 Emmitt Smith, 1990-00
- 10 Tony Dorsett, 1977-86
- 5 Don Perkins, 1961-65

**Most Consecutive Games Leading Team**

- 41 Emmitt Smith, 1994-96
- 32 Emmitt Smith, 1990-92
- 26 Herschel Walker, 1987-88

**ATTEMPTS****Career**

- 3,537 Emmitt Smith, 1990-00
- 2,755 Tony Dorsett, 1977-87
- 1,500 Don Perkins, 1961-68

**Season**

- 377 Emmitt Smith, 1995
- 373 Emmitt Smith, 1992
- 368 Emmitt Smith, 1994

**Season, Rookie**

- 241 Emmitt Smith, 1990
- 208 Tony Dorsett, 1977
- 204 Calvin Hill, 1969

**Game**

- 35 Emmitt Smith, vs. N.Y. Giants, 11/7/94
- 34 Emmitt Smith, @ Washington, 11/24/91
- 32 7 times, last by Emmitt Smith, vs. Green Bay, 11/24/94

**Game Opponent**

- 40 Barry Sanders, vs. Detroit, 9/19/94
- 38 Walter Payton, vs. Chicago, 11/26/81
- 36 Charlie Garner, vs. San Francisco, 9/24/00

**YARDS GAINED****Career**

- 15,166 Emmitt Smith, 1990-00
- 12,036 Tony Dorsett, 1977-87
- 6,217 Don Perkins, 1961-68

**Season**

- 1,773 Emmitt Smith, 1995
- 1,713 Emmitt Smith, 1992
- 1,646 Tony Dorsett, 1981
- 1,563 Emmitt Smith, 1991
- 1,514 Herschel Walker, 1988

**Season, Rookie**

- 1,007 Tony Dorsett, 1977
- 942 Calvin Hill, 1969
- 937 Emmitt Smith, 1990



**Game**

- 237 Emmitt Smith, @ Philadelphia, 10/31/93  
 206 Tony Dorsett, vs. Philadelphia, 12/4/77  
 183 Tony Dorsett, @ N.Y. Giants, 11/9/80

**Game, Rookie**

- 206 Tony Dorsett, vs. Philadelphia, 12/4/77  
 150 Calvin Hill, @ Washington, 11/16/69  
 141 Tony Dorsett, @ St. Louis, 10/9/77

**Game, Opponent**

- 232 Jim Brown, vs. Cleveland, 9/22/63  
 210 Warrick Dunn, @ Tampa Bay, 12/3/00  
 206 Greg Bell, @ Buffalo, 11/18/84

**Longest Run (All TDs)**

- 99 Tony Dorsett, @ Minnesota, 1/3/83  
 84 Herschel Walker, vs. Philadelphia, 12/14/86  
 84 Tony Dorsett, vs. Philadelphia, 12/4/77

**Longest Run, Opponent (All TDs)**

- 85 Greg Bell, @ Buffalo, 11/18/84  
 77 Keith Byars, vs. Miami, 11/25/93  
 76 O.J. Anderson, @ St. Louis, 9/2/79

**Most Seasons, 1,000 or More Yards**

- 10 Emmitt Smith, 1991-00  
 8 Tony Dorsett, 1977-81, 1983-85  
 2 Calvin Hill, 1972-73

**Most Consecutive Seasons, 1,000 or More Yards**

- 10 Emmitt Smith, 1991-00  
 5 Tony Dorsett, 1977-81  
 3 Tony Dorsett, 1983-85

**Most Games, 100 or More Yards, Career**

- 70 Emmitt Smith, 1990-00  
 43 Tony Dorsett, 1977-87  
 16 Calvin Hill, 1969-74

**Most Games, 100 or More Yards, Season**

- 11 Emmitt Smith, 1995  
 9 Tony Dorsett, 1981  
 9 Emmitt Smith, 1999  
 8 Tony Dorsett, 1983  
 8 Emmitt Smith, 1991

**Most Consecutive Games, 100 or More Yards**

- 4 Tony Dorsett, 1979  
 4 Emmitt Smith, 1995  
 4 Emmitt Smith, 1995  
 3 seven times, last by Emmitt Smith, 2000

**AVERAGE GAIN****Career (750 att.)**

- 4.37 Tony Dorsett, 1977-87 (2,755-12,036)  
 4.32 Walt Garrison, 1966-74 (899-3,886)  
 4.29 Emmitt Smith, 1990-00 (3,537-15,166)

**Season (Qualifiers)**

- 5.57 Amos Marsh, 1962 (144-802)  
 5.32 Duane Thomas, 1970 (151-803)  
 5.25 Emmitt Smith, 1993 (263-1,486)

**Game (10 att.)**

- 12.1 Walt Garrison, vs. Washington, 12/9/72 (10-121)  
 10.9 Amos Marsh, @ Washington, 11/4/62 (10-109)  
 10.8 Dan Reeves, vs. Washington, 12/11/66 (10-108)

**TOUCHDOWNS****Most Seasons Leading Team**

- 11 Emmitt Smith, 1990-00  
 7 Tony Dorsett, 1977, 1979-80, 1982-85  
 6 Don Perkins, 1961-64, 1966-67

**Most Consecutive Seasons Leading Team**

- 11 Emmitt Smith, 1990-00  
 4 Don Perkins, 1961-64  
 4 Tony Dorsett, 1982-85  
 4 Herschel Walker, 1986-89

**Career**

- 145 Emmitt Smith, 1990-00  
 72 Tony Dorsett, 1977-87  
 42 Don Perkins, 1961-88

**Season**

- 25 Emmitt Smith, 1995  
 21 Emmitt Smith, 1994  
 18 Emmitt Smith, 1992

**Season, Rookie**

- 12 Tony Dorsett, 1977  
 11 Emmitt Smith, 1990

**Game**

- 4 Calvin Hill, @ Buffalo, 9/19/71  
 4 Emmitt Smith, vs. Phoenix, 12/16/90  
 4 Emmitt Smith, @ N.Y. Giants, 9/4/95

**Game, Opponent**

- 3 Jim Taylor, @ Green Bay, 11/13/60  
 3 Dick James, vs. Washington, 12/17/61  
 3 Cleveland Gary, @ Rams, 11/18/90  
 3 Terry Allen, @ Washington, 12/22/96  
 3 Terrell Davis, @ Denver, 9/13/98

**Most Consecutive Games Rushing for Touchdown**

- 11 Emmitt Smith, 1994-95  
 11 Emmitt Smith, 1995  
 7 Emmitt Smith, 1994

**PASSING****Most Seasons Leading Team**

- 12 Troy Aikman, 1989-00  
 8 Roger Staubach, 1971, 1973-79  
 7 Danny White, 1980-85, 1987

**Most Consecutive Seasons Leading Team**

- 12 Troy Aikman, 1989-00  
 7 Roger Staubach, 1973-79  
 6 Don Meredith, 1963-68  
 6 Danny White, 1980-85

**RATING****Highest, Career (1,500 att.)**

- 83.42 Roger Staubach, 1969-79  
 81.71 Danny White, 1976-88  
 81.62 Troy Aikman, 1989-00

**Highest, Season (Qualifiers)**

- 104.8 Roger Staubach, 1971  
 99.0 Troy Aikman, 1993  
 94.6 Roger Staubach, 1973

**Highest, Rookie, Season (Qualifiers)**

- 55.7 Troy Aikman, 1989

**ATTEMPTS****Career**

- 4,715 Troy Aikman, 1989-00  
 2,958 Roger Staubach, 1969-79  
 2,950 Danny White, 1976-88

**Season**

- 533 Danny White, 1983  
 518 Troy Aikman, 1997  
 473 Troy Aikman, 1992

**Season, Rookie**

- 293 Troy Aikman, 1989  
 219 Steve Walsh, 1989  
 68 Don Meredith, 1960

**Game**

- 57 Troy Aikman, vs. Minnesota, 11/26/98  
 53 Troy Aikman, @ Cincinnati, 12/14/97  
 52 Troy Aikman, @ N.Y. Giants, 10/5/97

**Game, Opponent**

- 56 Warren Moon, @ Houston, 11/10/91  
 56 Jake Plummer, @ Arizona, 11/15/98  
 54 Neil Lomax, vs. St. Louis, 12/27/87  
 54 Mark Rypien, vs. Washington, 11/22/90

**COMPLETIONS****Career**

- 2,898 Troy Aikman, 1989-00  
 1,761 Danny White, 1976-88  
 1,685 Roger Staubach, 1969-79

**Season**

- 334 Danny White, 1983  
 302 Troy Aikman, 1992  
 296 Troy Aikman, 1996

**Season, Rookie**

- 155 Troy Aikman, 1989  
 110 Steve Walsh, 1989  
 29 Don Meredith, 1960

**Game**

- 34 Troy Aikman, @ N.Y. Giants, 10/5/97  
 34 Troy Aikman, vs. Minnesota, 11/26/98  
 33 Gary Hogeboom, @ Rams, 9/3/84  
 33 Troy Aikman, @ Miami, 10/27/96

**Game, Opponent**

- 41 Warren Moon, @ Houston, 11/10/91  
 31 Jake Plummer, @ Arizona, 11/15/98  
 30 Wade Wilson, @ Atlanta, 12/1/92  
 30 Kerry Collins, vs. N.Y. Giants, 1/2/00  
 30 Brad Johnson, @ Washington, 9/18/00



## Consecutive Passes Completed

- 14 Steve Pelluer, vs. Seattle, 11/27/86  
 14 Randall Cunningham, vs. Philadelphia (1),  
 9/3/00, @ Arizona (13), 9/10/00  
 13 Troy Aikman, @ Atlanta, 12/21/92  
 13 Troy Aikman, @ Oakland, 11/19/95  
 13 Troy Aikman, @ Arizona, 11/15/98  
 12 Roger Staubach, vs. Baltimore (11), 9/4/78,  
 vs. N.Y. Giants (1), 9/10/78  
 12 Danny White, @ Philadelphia, 11/6/83  
 12 Troy Aikman, @ Green Bay, 10/6/91

## COMPLETION PERCENTAGE

## Career (1,500 att.)

- 61.5 Troy Aikman, 1989-00 (4,715-2,898)  
 59.7 Danny White, 1976-88 (2,950-1,761)  
 57.0 Roger Staubach, 1969-79 (2,958-1,685)

## Season (Qualifiers)

- 69.1 Troy Aikman, 1993 (271-392)  
 65.3 Troy Aikman, 1991 (363-237)  
 64.8 Troy Aikman, 1995 (432-280)

## Season, Rookie (Qualifiers)

- 52.9 Troy Aikman, 1989 (293-155)

## Game (20 attempts)

- 87.5 Danny White, @ Philadelphia, 11/6/83 (24-21)  
 85.7 Troy Aikman, @ Atlanta, 12/21/92 (21-18)  
 80.8 Troy Aikman, @ N.Y. Giants, 9/30/90 (26-21)

## YARDS GAINED

## Career

- 32,942 Troy Aikman, 1989-00  
 22,700 Roger Staubach, 1969-79  
 21,959 Danny White, 1976-88

## Season

- 3,980 Danny White, 1983  
 3,586 Roger Staubach, 1979  
 3,445 Troy Aikman, 1992

## Season, Rookie

- 1,749 Troy Aikman, 1989  
 1,371 Steve Walsh, 1989

## Game

- 460 Don Meredith, @ San Francisco, 11/10/63  
 455 Troy Aikman, vs. Minnesota, 11/26/98  
 406 Don Meredith, @ Washington, 11/13/66

## Game, Rookie

- 379 Troy Aikman, @ Phoenix, 11/12/89  
 294 Steve Walsh, vs. San Francisco, 10/15/89  
 264 Steve Walsh, vs. Phoenix, 10/29/89

## Game, Opponent

- 466 Bill Wade, vs. Chicago, 11/18/62  
 465 Jake Plummer, @ Arizona, 11/15/98  
 432 Phil Simms, @ N.Y. Giants, 10/6/85  
 432 Warren Moon, @ Houston, 11/10/91

## Most Seasons, 3,000 or More Passing Yards

- 5 Troy Aikman, 1992-93, 1995-97  
 4 Danny White, 1980-81, 1983, 1985  
 2 Roger Staubach, 1978-79

## Most Games, 300 or More Passing Yards, Career

- 13 Troy Aikman, 1989-00  
 10 Danny White, 1976-88  
 7 Don Meredith, 1960-68

## Most Games, 300 or More Passing Yards, Season

- 3 Don Meredith, 1966  
 3 Roger Staubach, 1979  
 3 Danny White, 1983

## Most Consecutive Games, 300 or More Passing Yards

- 2 Don Meredith, 1963

## Longest Pass Completion (All TDs except as noted)

- 95 Don Meredith (to Hayes), vs. Wash., 11/13/66  
 91 Roger Staubach (to Dorsett), vs. Balt., 9/4/78  
 90 Troy Aikman (to Harper), @ San Francisco,  
 11/13/94 (no TD)  
 90 Troy Aikman (to Tucker), vs. N.Y. Giants, 1/20/00

## Longest Pass Completion, Opponent (All TDs)

- 94 Norm Snead (to Rich Houston),  
 @ N.Y. Giants, 9/24/72  
 89 Kerry Collins (to Andre Hastings),  
 @ New Orleans, 12/6/98  
 88 Sonny Jurgensen (to Charley Taylor),  
 @ Washington, 11/16/69

## AVERAGE GAIN

## Career (1,500 att.)

- 7.67 Roger Staubach, 1969-79 (1,685-22,700)  
 7.45 Don Meredith, 1960-68 (2,308-17,199)  
 7.44 Danny White, 1976-88 (1,761-21,959)

## Season (Qualifiers)

- 8.92 Roger Staubach, 1971 (211-1,882)  
 8.79 Craig Morton, 1970 (207-1,819)  
 8.67 Craig Morton, 1969 (302-2,619)

## Game (20 att.)

- 15.15 Don Meredith, vs. Phila., 10/9/66 (26-394)  
 14.92 Don Meredith, vs. N.Y. Giants, 9/18/66 (24-358)  
 14.00 Don Meredith, @ Wash., 11/13/66 (29-406)

## TOUCHDOWNS

## Career

- 165 Troy Aikman, 1989-00  
 155 Danny White, 1976-88  
 153 Roger Staubach, 1969-79

## Season

- 29 Danny White, 1983  
 28 Danny White, 1980  
 27 Roger Staubach, 1979

## Season, Rookie

- 9 Troy Aikman, 1989  
 5 Steve Walsh, 1989

## Game

- 5 Eddie LeBaron, @ Pittsburgh, 10/21/62  
 5 Don Meredith, vs. N.Y. Giants, 9/18/66  
 5 Don Meredith, vs. Philadelphia, 10/9/66  
 5 Don Meredith, vs. Philadelphia, 9/29/68  
 5 Craig Morton, vs. Philadelphia, 10/19/69  
 5 Craig Morton, vs. Houston, 12/20/70  
 5 Danny White, @ N.Y. Giants, 10/20/83  
 5 Troy Aikman, @ Washington, 9/12/99 (OT)

## Game, Rookie

- 4 Troy Aikman, vs. Rams, 12/3/89

## Game, Opponent

- 6 Y.A. Tittle, @ N.Y. Giants, 12/16/62  
 5 Charley Johnson, @ St. Louis, 12/9/62  
 5 Bill Nelsen, @ Cleveland, 11/2/69

## Most Games, Four or More Touchdown Passes, Career

- 8 Danny White, 1976-88  
 6 Don Meredith, 1960-68  
 3 Troy Aikman, 1989-99

## Most Games, Four or More Touchdown Passes, Season

- 3 Don Meredith, 1966  
 2 Danny White, 1980

## Most Consecutive Games, Four or More Touchdown Passes

- 1 By many, last by Troy Aikman,  
 @ Washington, 9/12/99 (OT)

## Most Consecutive Games, Touchdown Pass

- 16 Troy Aikman, 1993-94  
 12 Don Meredith, 1965-66  
 12 Roger Staubach, 1977-78

## HAD INTERCEPTED

## Career

- 141 Troy Aikman, 1989-00  
 132 Danny White, 1976-88  
 111 Don Meredith, 1960-68

## Season

- 25 Eddie LeBaron, 1960  
 25 Danny White, 1980  
 23 Danny White, 1983

## Game

- 5 Eddie LeBaron, vs. Philadelphia, 9/30/60  
 5 Eddie LeBaron, vs. St. Louis, 11/5/61  
 5 Danny White, @ N.Y. Giants, 11/9/80  
 5 Steve Pelluer, vs. Raiders, 11/9/86  
 5 Troy Aikman, @ N.Y. Giants, 10/15/00

## Game, Opponent

- 6 Pete Liske, @ Philadelphia, 9/26/71  
 5 Five times, last by Dan Marino, vs.  
 Miami, 11/25/99

## Most Consecutive Passes Attempted, None Intercepted

- 216 Troy Aikman, 1999  
 184 Troy Aikman, 1995  
 156 Don Meredith, 1965-66

## Most Attempts, No Interceptions, Game

- 57 Troy Aikman, vs. Minnesota, 11/26/98  
 47 Danny White, @ San Diego, 11/13/83  
 45 Troy Aikman, vs. Washington, 11/16/97

## Most Attempts, No Interceptions, Game, Opponent

- 56 Warren Moon, @ Houston, 11/10/91  
 47 Kent Graham, @ Arizona, 9/7/97  
 46 Fran Tarkenton, vs. N.Y. Giants, 10/11/71  
 46 Sonny Jurgensen, @ Washington, 11/13/66





## LOWEST PERCENTAGE PASSES INTERCEPTED

## Career (1,500 att.)

- 2.99 Troy Aikman, 1989-00 (4,715-141)
- 3.70 Roger Staubach, 1969-79 (2,958-109)
- 4.47 Danny White, 1976-88 (2,950-132)

## Season (Qualifiers)

- 1.53 Troy Aikman, 1993 (392-6)
- 1.59 Troy Aikman, 1998 (315-5)
- 1.62 Troy Aikman, 1995 (432-7)

## Season, Rookie (Qualifiers)

- 6.14 Troy Aikman, 1989 (293-18)

## TIMES SACKED

## Career

- 311 Roger Staubach, 1969-79
- 259 Troy Aikman, 1989-00
- 251 Don Meredith, 1960-68

## Season

- 58 Don Meredith, 1964
- 47 Steve Pelluer, 1986
- 44 Danny White, 1987

## Game

- 11 Steve Pelluer, @ San Diego, 11/16/86
- 11 Troy Aikman, vs. Philadelphia, 9/15/91
- 9 Craig Morton, @ Green Bay, 10/24/65

## Game, Opponent

- 12 Warren Moon, @ Houston, 9/29/85
- 11 Greg Landry, vs. Detroit, 10/6/75
- 11 David Norrie, @ N.Y. Jets, 10/4/87

## Highest Attempts/Sack Ratio, Career (1,500 att.)

- 19.2 Troy Aikman, 1989-00 (4,974-259)
- 13.2 Danny White, 1976-88 (3,192-242)
- 10.5 Roger Staubach, 1969-79 (3,269-311)

## Highest Attempts/Sack Ratio, Season (Qualifiers)

- 36.0 Troy Aikman, 1998 (324-9)
- 31.9 Troy Aikman, 1995 (446-14)
- 26.8 Troy Aikman, 1996 (483-18)

## PASS RECEIVING

## RECEPTIONS

## Most Seasons Leading Team

- 8 Michael Irvin, 1991-98
- 5 Tony Hill, 1979-82, 1985
- 4 Drew Pearson, 1974-77

## Most Consecutive Seasons Leading Team

- 8 Michael Irvin, 1991-98
- 4 Drew Pearson, 1974-77
- 3 Lance Rentzel, 1967-69
- 3 Tony Hill, 1979-81

## Most Consecutive Games Leading or Tied Team Lead

- 8 Michael Irvin, 1991-92
- 8 Raghid Ismail, 1999
- 6 Lance Rentzel, 1968-69
- 6 Bob Hayes, 1966-67
- 6 Billy Howton, 1961-62

## Career

- 750 Michael Irvin, 1988-99
- 489 Drew Pearson, 1973-83
- 479 Tony Hill, 1977-86

## Season

- 111 Michael Irvin, 1995
- 93 Michael Irvin, 1991
- 88 Michael Irvin, 1993

## Season, Rookie

- 46 Bob Hayes, 1965
- 41 Mike Sherrard, 1986
- 32 Don Perkins, 1961
- 32 Michael Irvin, 1988

## Game

- 13 Lance Rentzel, vs. Washington, 11/19/67
- 12 Emmitt Smith, @ Phoenix, 11/22/92
- 12 Michael Irvin, vs. San Francisco, 10/17/93
- 12 Michael Irvin, @ Miami, 10/27/96

## Game, Rookie

- 8 Bob Hayes, vs. Philadelphia, 10/10/65
- 7 Drew Pearson, vs. Miami, 11/22/73
- 7 Karl Powe, @ San Francisco, 12/22/85

## Game, Opponent

- 13 Tiki Barber, vs. N.Y. Giants, 1/2/00
- 12 J.R. Wilburn, @ Pittsburgh, 10/22/67
- 12 Jerry Rice, vs. San Francisco, 11/11/90
- 12 Tim Brown, @ Oakland, 11/19/95
- 12 Larry Centers, @ Arizona, 12/25/95

## Most Consecutive Games, Pass Reception

- 117 Michael Irvin, 1990-98
- 72 Tony Hill, 1981-86
- 58 Drew Pearson, 1974-78

## Most Seasons 50 or More Pass Receptions

- 8 Michael Irvin, 1991-98
- 4 Tony Hill, 1979-80, 1984-85
- 4 Jay Novacek, 1990-92, 1995
- 4 Emmitt Smith, 1992-95
- 3 Drew Pearson, 1974, 1976, 1979
- 3 Herschel Walker, 1986-88

## YARDS

## Most Seasons Leading Team

- 8 Tony Hill, 1978-85
- 8 Michael Irvin, 1991-98
- 5 Bob Hayes, 1965-67, 1970-71

## Most Consecutive Seasons Leading Team

- 8 Tony Hill, 1978-85
- 8 Michael Irvin, 1991-98
- 4 Frank Clarke, 1961-64
- 4 Drew Pearson, 1974-77

## Career

- 11,904 Michael Irvin, 1988-99
- 7,988 Tony Hill, 1977-86
- 7,822 Drew Pearson, 1973-83

## Season

- 1,603 Michael Irvin, 1995
- 1,523 Michael Irvin, 1991
- 1,396 Michael Irvin, 1992
- 1,330 Michael Irvin, 1993
- 1,241 Michael Irvin, 1994

## Season, Rookie

- 1,003 Bob Hayes, 1965
- 744 Mike Sherrard, 1986
- 654 Michael Irvin, 1988

## Game

- 246 Bob Hayes, @ Washington, 11/13/66
- 241 Frank Clarke, vs. Washington, 9/16/62
- 233 Lance Rentzel, vs. Washington, 11/19/67

## Game, Rookie

- 203 James Dixon, @ Phoenix, 11/12/89
- 177 Bob Hayes, vs. Philadelphia, 10/10/65
- 149 Michael Irvin, @ Washington, 12/11/88

## Game, Opponent

- 238 Harold Jackson, @ Rams, 10/14/73
- 201 Johnny Morris, vs. Chicago, 11/18/62
- 199 Charley Taylor, @ Washington, 11/13/66

## Longest Pass Reception (All TDs except as noted)

- 95 Bob Hayes (from Meredith), vs. Washington, 11/13/66
- 91 Tony Dorsett (from Staubach), vs. Balt., 9/4/78
- 90 Alvin Harper (from Aikman), @ San Francisco, 11/13/94 (No TD)
- 90 Jason Tucker (from Aikman), vs. N.Y. Giants, 1/2/00

## Longest Pass Reception, Opponent (All TDs)

- 94 Rich Houston (from Norm Snead), @ N.Y. Giants, 9/24/72
- 89 Andre Hastings (from Kerry Collins), @ New Orleans, 12/6/98
- 88 Charley Taylor (from Sonny Jurgensen), @ Washington, 11/16/69

## Most Seasons 1,000 or More Yards Pass Receiving

- 7 Michael Irvin, 1991-95, 1997-98
- 3 Tony Hill, 1979-80, 1985
- 2 Bob Hayes, 1965-66
- 2 Drew Pearson, 1974, 1979

## Most Games, 100 or More Yards Pass Receiving, Career

- 47 Michael Irvin, 1988-99
- 26 Tony Hill, 1977-86
- 21 Bob Hayes, 1965-75

## Most Games, 100 or More Yards Pass Receiving, Season

- 11 Michael Irvin, 1995
- 7 Michael Irvin, 1991
- 6 Bob Hayes, 1967
- 6 Michael Irvin, 1992

## Most Consecutive Games, 100 or More Yards Pass Receiving

- 7 Michael Irvin, 1995
- 3 Lance Rentzel, 1968-69
- 3 Michael Irvin, 1991
- 3 Michael Irvin, 1992
- 3 Michael Irvin, 1993
- 3 Michael Irvin, 1995



## AVERAGE GAIN

## Career (200 receptions)

- 20.0 Bob Hayes, 1965-74 (365-7,295)  
18.6 Frank Clarke, 1960-67 (281-5,214)  
16.7 Tony Hill, 1977-86 (479-7,988)

## Season (Qualifiers)

- 26.1 Bob Hayes, 1970 (34-889)  
24.9 Alvin Harper, 1994 (33-821)  
24.0 Bob Hayes, 1971 (35-840)

## Game (3 receptions)

- 45.3 Alvin Harper, @ San Fran., 11/13/94 (3-136)  
44.3 Tony Hill, @ Washington, 9/5/83 (3-133)  
42.0 Frank Clarke, @ N.Y. Giants, 10/20/63 (4-168)

## TOUCHDOWNS

## Career

- 71 Bob Hayes, 1965-74  
65 Michael Irvin, 1988-99  
51 Tony Hill, 1977-86

## Season

- 14 Frank Clarke, 1962  
13 Bob Hayes, 1966  
12 Lance Rentzel, 1969  
12 Bob Hayes, 1965

## Season, Rookie

- 12 Bob Hayes, 1965  
5 Billy Joe Dupree, 1973  
5 Mike Sherrard, 1986  
5 Michael Irvin, 1988

## Game

- 4 Bob Hayes, vs. Houston, 12/20/70  
3 11 times, last by Michael Irvin, vs. Phoenix, 9/20/92

## Game, Opponent

- 4 Harold Jackson, @ Rams, 10/14/73  
4 Sterling Sharpe, vs. Green Bay, 11/24/94

## Most Consecutive Games, Touchdown

- 7 Frank Clarke, 1961-62  
7 Bob Hayes, 1965-66  
6 Frank Clarke, 1963  
6 Bob Hayes, 1966-67  
6 Michael Irvin, 1995

## RUSHING-RECEIVING

## Most Seasons Leading Team

- 11 Emmitt Smith, 1990-00  
9 Tony Dorsett, 1977-85  
3 Calvin Hill, 1969, 1972-73  
3 Herschel Walker, 1986-88

## Most Consecutive Seasons Leading Team

- 11 Emmitt Smith, 1990-00  
9 Tony Dorsett, 1977-85  
3 Herschel Walker, 1986-88

## ATTEMPTS

## Career

- 3,990 Emmitt Smith, 1990-00 (ru-3,537, re-453)  
3,137 Tony Dorsett, 1977-87 (ru-2,755, re-382)  
1,646 Don Perkins, 1961-68 (ru-1,500, re-146)

## Season

- 439 Emmitt Smith, 1995 (ru-377, re-62)  
432 Emmitt Smith, 1992 (ru-373, re-59)  
418 Emmitt Smith, 1994 (ru-368, re-50)

## Season, Rookie

- 265 Emmitt Smith, 1990 (ru-241, re-24)  
237 Tony Dorsett, 1977 (ru-208, re-29)  
232 Don Perkins, 1961 (ru-200, re-32)

## Game

- 42 Emmitt Smith, @ N.Y. Giants, 1/2/94 (ru-32, re-10)  
39 Emmitt Smith, @ G.B., 10/6/91 (ru-32, re-7)  
38 Emmitt Smith, @ Cleveland, 9/1/91 (ru-32, re-6)  
38 Emmitt Smith, vs. N.Y. Giants, 11/7/94 (ru-35, re-3)  
38 Emmitt Smith, vs. G.B., 11/24/94 (ru-32, re-6)

## YARDS

## Career

- 17,973 Emmitt Smith, 1990-00 (ru-15,166, re-2,807)  
15,468 Tony Dorsett, 1977-87 (ru-12,036, re-3,432)  
10,685 Michael Irvin, 1988-97 (ru-5, re-10,680)

## Season

- 2,148 Emmitt Smith, 1995 (ru-1,773, re-375)  
2,048 Emmitt Smith, 1992 (ru-1,713, re-335)  
2,019 Herschel Walker, 1988 (ru-1,514, re-505)

## Season, Rookie

- 1,280 Tony Dorsett, 1977 (ru-1,007, re-273)  
1,174 Calvin Hill, 1969 (ru-942, re-232)  
1,165 Emmitt Smith, 1990 (ru-937, re-228)

## Game

- 292 Herschel Walker, vs. Philadelphia, 12/14/86  
(ru-122, re-170)  
254 Tony Dorsett, vs. Baltimore, 9/4/78 (ru-147, re-107)  
246 Bob Hayes, @ Washington, 11/13/66 (re-246)

## PUNTING

## PUNTS

## Career

- 612 Danny White, 1976-88  
591 Mike Saxon, 1985-92  
253 John Jett, 1993-96

## Season

- 86 Mike Saxon, 1986  
86 Toby Gowin, 1997  
82 Danny White, 1984

## Season, Rookie

- 86 Toby Gowin, 1997  
81 Mike Saxon, 1985  
68 Mitch Hoopes, 1975

## Game

- 11 Danny White, vs. Philadelphia, 9/23/84  
10 By Mary, last by Micah Knorr, @ Tennessee,  
12/25/00

## Game, Opponent

- 11 Danny Villanueva, @ Rams, 9/30/62  
11 John James, @ Atlanta, 9/15/74  
11 Marv Bateman, vs. Buffalo, 11/15/76  
11 Rich Camarillo, vs. New England, 11/22/84

## Longest Punt

- 84 Ron Widby, @ New Orleans, 11/3/68  
75 Billy Lothridge, vs. N.Y. Giants, 10/11/64  
75 Sam Baker, vs. Rams, 9/30/62

## Longest Punt, Opponent

- 81 Tom McNeill, @ New Orleans, 9/28/69  
80 Randall Cunningham, vs. Phila., 10/16/94  
78 Jerry Norton, vs. St. Louis, 11/5/61  
78 Bill Van Heusen, @ Denver, 12/2/73

## AVERAGE GROSS YARDS

## Career (300 punts)

- 41.5 Mike Saxon, 1985-92 (591-24,542)  
40.1 Danny White, 1976-84 (612-24,571)

## Season (Qualifiers)

- 45.4 Sam Baker, 1962 (57-2,589)  
44.2 Sam Baker, 1963 (71-3,138)  
43.4 Toby Gowin, 1998 (77-3,342)

## Season, Rookie (Qualifiers)

- 42.8 Micah Knorr, 2000 (58-2,485)  
41.9 Mike Saxon, 1985 (81-3,396)  
41.8 John Jett, 1993 (56-2,342)  
41.8 Toby Gowin, 1997 (86-3,592)

## Game (4 punts)

- 55.3 Toby Gowin, vs. Chicago, 9/28/97 (6-332)  
53.4 Ron Widby, @ New Orleans, 11/3/68 (5-267)  
53.3 Toby Gowin, vs. Washington, 10/24/99 (4-213)

## Game, Opponent (4 punts)

- 54.4 John Kidd, @ Miami, 10/27/96 (5-272)  
54.3 Gary Collins, @ Cleveland, 10/17/65 (6-326)  
54.0 Dave Jennings, vs. N.Y. Giants, 10/5/80 (5-270)

## AVERAGE NET YARDS

## Career (300 punts)

- 34.8 Mike Saxon, 1985-92 (591-24,542)  
34.1 Danny White, 1976-88 (617-21,052)

## Season (Qualifiers)

- 40.7 Sam Baker, 1962 (57-2,319)  
40.6 Sam Baker, 1963 (71-2,882)  
39.5 Dave Sherrer, 1960 (57-2,252)

## Season, Rookie (Qualifiers)

- 38.1 Billy Lothridge, 1964 (62-2,361)  
37.7 John Jett, 1993 (56-2,113)  
36.2 Marv Bateman, 1972 (51-1,848)

## Game (4 punts)

- 50.6 Ron Widby, @ New Orleans, 11/3/68 (5-253)  
49.2 John Jett, @ Atlanta, 11/21/93 (6-295)  
49.0 Marv Bateman, vs. St. Louis, 9/30/73 (4-191)

## Game, Opponent (4 punts)

- 51.0 Pat Studstill, vs. Rams, 11/25/71 (4-204)  
50.0 Dave Jennings, vs. N.Y. Giants, 10/5/80  
(5-250)





## HAD BLOCKED

## Career

- 5 Danny White, 1976-88
- 4 Mike Saxon, 1985-92

## Season

- 2 Marv Bateman, 1973
- 2 Danny White, 1976
- 2 Mike Saxon, 1989

## Most Consecutive Punts, None Blocked

- 341 Danny White, 1978-83
- 253 John Jett, 1993-96
- 204 Mike Saxon, 1989-92

## INSIDE 20

## Career

- 166 Mike Saxon, 1985-92
- 159 Danny White, 1976-88
- 87 John Jett, 1993-96

## Season

- 31 Toby Gowin, 1998
- 28 Mike Saxon, 1986
- 27 Danny White, 1977

## Game

- 5 Danny Villanueva, @ Cleveland, 10/17/65
- 5 Duane Carrell, vs. St. Louis, 11/3/74
- 5 Toby Gowin, @ Washington, 10/13/97
- 5 Toby Gowin, vs. Philadelphia, 12/12/99
- 4 By many, last by Toby Gowin, vs. Philadelphia, 12/20/98

## Fewest Touchbacks in a Season (Qualifiers)

- 2 Danny White, 1982
- 3 Allen Green, 1961
- 3 Danny Villanueva, 1966
- 3 Marv Bateman, 1972
- 3 John Jett, 1993

## PUNT RETURNS

## Most Seasons Leading Team

- 5 Bob Hayes, 1966-70
- 5 Kelvin Martin, 1987-88, 1991-92, 1996
- 3 Butch Johnson, 1976-78
- 3 Kevin Williams, 1993-95
- 3 Deion Sanders, 1997-99

## Most Consecutive Seasons Leading Team

- 5 Bob Hayes, 1966-70
- 3 Butch Johnson, 1976-78
- 3 Kevin Williams, 1993-95
- 3 Deion Sanders, 1997-99

## RETURNS

## Career

- 179 Kelvin Martin, 1987-92, 1996
- 146 Butch Johnson, 1976-83
- 109 Mel Renfro, 1964-77

## Season

- 54 James Jones, 1980
- 54 Gary Allen, 1984
- 51 Butch Johnson, 1978

## Season, Rookie

- 54 James Jones, 1980
- 45 Butch Johnson, 1976
- 36 Kevin Williams, 1993

## Game

- 9 Butch Johnson, vs. Buffalo, 11/15/76
- 8 Ron Fellows, vs. Cleveland, 11/25/82
- 7 By many, last by Gary Allen, @ N.Y. Giants, 9/9/84

## Game, Opponent

- 8 Phil McConkey, vs. N.Y. Giants, 11/4/84
- 7 Phillip Epps, vs. Green Bay, 9/23/84
- 7 Irving Fryar, vs. New England, 11/22/84
- 7 Vai Sikahema, @ St. Louis, 9/13/87

## FAIR CATCHES

## Career

- 61 Kelvin Martin, 1987-92, 1996
- 42 Kevin Williams, 1993-96
- 38 Mel Renfro, 1964-77
- 38 Butch Johnson, 1976-83

## Season

- 18 Golden Richards, 1973
- 18 Kelvin Martin, 1992
- 16 Cliff Harris, 1972

## Game

- 4 Golden Richards, @ New England, 11/16/75
- 4 Golden Richards, @ Washington, 11/7/74
- 4 Kelvin Martin, vs. Philadelphia, 12/18/88

## Game, Opponent

- 5 Amani Toomer, N.Y. Giants, 9/8/96
- 4 Jim Lindsey, Minnesota, 9/25/66
- 4 Rickie Harris, Washington, 12/11/66
- 4 Bruce Taylor, San Francisco, 11/23/72
- 4 Phillip Epps, Green Bay, 9/23/84
- 4 Jeff Groh, New Orleans, 10/21/84
- 4 Jermaine Lewis, @ Baltimore, 11/19/00

## YARDS GAINED

## Career

- 1,803 Kelvin Martin, 1987-92, 1996
- 1,313 Butch Johnson, 1976-83
- 1,184 Deion Sanders, 1995-99

## Season

- 548 James Jones, 1980
- 532 Kelvin Martin, 1992
- 489 Butch Johnson, 1976

## Season, Rookie

- 548 James Jones, 1980
- 489 Butch Johnson, 1976
- 418 Mel Renfro, 1964

## Game

- 124 Kelvin Martin, @ Philadelphia, 12/15/91
- 122 Bob Hayes, vs. Pittsburgh, 12/8/68
- 117 Mel Renfro, vs. Green Bay, 11/29/64
- 117 Butch Johnson, vs. Buffalo, 11/15/76

## Game, Opponent

- 123 Tiki Barber, @ N.Y. Giants, 10/18/99
- 105 Terance Mathis, @ N.Y. Jets, 11/4/90
- 100 Johnny Bailey, @ Phoenix, 11/22/92

## Longest Punt Return (All TDs)

- 98 Dennis Morgan, vs. St. Louis, 10/13/74
- 90 Bob Hayes, vs. Pittsburgh, 12/8/68
- 85 Kelvin Martin, @ Philadelphia, 12/15/91

## Longest Punt Return/Opponent (All TDs)

- 98 Terance Mathis, @ N.Y. Jets, 11/4/90
- 85 Tiki Barber, @ N.Y. Giants, 10/18/99
- 78 Michael Harper, @ N.Y. Jets, 10/4/87

## AVERAGE YARDAGE

## Career (75 returns)

- 13.3 Deion Sanders, 1995-99 (89-1,184)
- 11.1 Bob Hayes, 1965-74 (104-1,158)
- 10.1 Kelvin Martin, 1987-92, 1996 (179-1,803)

## Season (Qualifiers)

- 20.8 Bob Hayes, 1968 (15-312)
- 15.6 Deion Sanders, 1998 (24-375)
- 15.1 Dennis Morgan, 1974 (19-287)

## Season, Rookie (Qualifiers)

- 15.1 Dennis Morgan, 1974 (19-287)
- 13.1 Mel Renfro, 1964 (32-418)
- 10.9 Butch Johnson, 1976 (45-489)

## Game (3 returns)

- 40.7 Bob Hayes, vs. Pittsburgh, 12/8/68 (3-122)
- 32.0 Kevin Williams, vs. Wash., 11/20/94 (3-96)
- 29.3 Mel Renfro, vs. Green Bay, 11/29/64 (4-117)

## Game, Opponent (3 returns)

- 30.0 Ron Smith, @ Oakland, 12/14/74 (3-90)
- 29.3 Michael Harper, @ N.Y. Jets, 10/4/87 (3-88)
- 25.0 Johnny Bailey, @ Phoenix, 11/22/92 (4-100)

## TOUCHDOWNS

## Career

- 4 Deion Sanders, 1995-99
- 3 Bob Hayes, 1965-74
- 3 Kelvin Martin, 1987-92, 1996
- 3 Kevin Williams, 1993-96

## Season

- 2 Bob Hayes, 1968
- 2 Kelvin Martin, 1992
- 2 Kevin Williams, 1993
- 2 Deion Sanders, 1998
- 2 Wane McGarity, 2000

## Game

- 1 By many, last by Wane McGarity, vs. Arizona, 10/22/00

## KICKOFF RETURNS

## Most Seasons Leading Team

- 3 Mel Renfro, 1964-66
- 3 Butch Johnson, 1976-78
- 3 Kevin Williams, 1993-95

## Most Consecutive Seasons Leading Team

- 3 Mel Renfro, 1964-66
- 3 Butch Johnson, 1976-78
- 3 Kevin Williams, 1993-95



## RETURNS

## Career

- 144 Kevin Williams, 1993-96
- 101 James Dixon, 1989-91
- 85 Mel Renfro, 1964-77

## Season

- 51 Jason Tucker, 2000
- 50 Herschel Walker, 1997
- 49 Kevin Williams, 1995

## Season, Rookie

- 47 James Dixon, 1989
- 40 Mel Renfro, 1964
- 38 Ron Springs, 1979

## Game

- 8 Mel Renfro, vs. Green Bay, 11/29/64
- 7 Robert Lavette, @ N.Y. Giants, 10/6/85
- 6 By many, last by Jason Tucker @ Baltimore, 11/19/00

## Game, Opponent

- 8 Mel Gray, @ Detroit, 11/8/92
- 7 Terry Metcalf, @ St. Louis, 10/9/77
- 7 Dave Turner, vs. Cincinnati, 9/30/79
- 7 James Owens, vs. San Francisco, 10/12/80
- 7 Ryan Terry, vs. Arizona, 9/24/95

## YARDS

## Career

- 3,416 Kevin Williams, 1993-96
- 2,315 James Dixon, 1989-91
- 2,246 Mel Renfro, 1964-77

## Season

- 1,181 James Dixon, 1989
- 1,167 Herschel Walker, 1997
- 1,148 Kevin Williams, 1994

## Season, Rookie

- 1,181 James Dixon, 1989
- 1,017 Mel Renfro, 1964
- 823 Dennis Morgan, 1974

## Game

- 205 Jason Tucker, @ N.Y. Giants, 10/15/00
- 203 Jason Tucker, @ New Orleans, 12/24/99
- 198 Herschel Walker, vs. Atlanta, 10/20/96

## Game, Opponent

- 247 Tim Brown, @ Philadelphia, 11/6/66
- 188 James Owens, San Francisco, 10/12/80
- 180 Brian Mitchell, vs. Washington, 11/20/94

## Longest Kickoff Return (All TDs)

- 102 Alexander Wright, vs. Atlanta, 12/22/91
- 101 Amos Marsh, vs. Philadelphia, 10/14/62
- 101 Ike Thomas, vs. N.Y. Jets, 12/4/71

## Longest Kickoff Return, Opponent (All TDs)

- 108 Roy Green, St. Louis, 10/21/79
- 95 Robert Brooks, Green Bay, 10/3/93
- 93 Jim Butler, Pittsburgh, 10/30/66
- 93 Tim Brown, @ Philadelphia, 11/6/66

## AVERAGE YARDAGE

## Career (75 returns)

- 26.4 Mel Renfro, 1964-77 (85-2,246)
- 25.3 Herschel Walker, 1986-89, 1996-97 (77-1,946)
- 23.7 Kevin Williams, 1993-96 (144-3,416)

## Season (Qualifiers)

- 30.0 Mel Renfro, 1965 (21-630)
- 28.9 Herschel Walker, 1996 (27-779)
- 28.4 Cliff Harris, 1971 (29-823)

## Season, Rookie (Qualifiers)

- 26.5 Bob Hayes, 1965 (17-450)
- 25.7 Amos Marsh, 1961 (26-667)
- 25.4 Mel Renfro, 1964 (40-1,017)

## Game (3 returns)

- 48.0 Mark Washington, @ Wash., 11/22/70 (3-144)
- 43.6 Ike Thomas, vs. Rams, 11/25/71 (3-131)
- 42.0 Mel Renfro, @ Washington, 11/12/64 (4-168)

## Game, Opponent (3 returns)

- 49.4 Tim Brown, @ Philadelphia, 11/6/66 (5-247)
- 40.8 Mike Nelms, Washington, 11/22/81 (4-163)
- 40.0 Jim Butler, Pittsburgh, 10/30/66 (3-120)

## TOUCHDOWNS

## Career

- 2 Mel Renfro, 1964-77
- 2 Ike Thomas, 1971
- 2 Alexander Wright, 1990-91

## Season

- 2 Ike Thomas, 1971

## Game

- 1 By many players, last by Kevin Williams, vs. Arizona, 10/9/94

## Game, Opponent

- 2 Tim Brown, @ Philadelphia, 11/6/66

## COMBINED KICK RETURNS

## MOST RETURNS

## Career

- 239 Kevin Williams, 1993-96 (p-95, k-144)
- 230 Kelvin Martin, 1987-92, 1996 (p-179, k-51)
- 225 Butch Johnson, 1976-83 (p-146, k-79)

## Season

- 87 Gary Allen, 1984 (p-54, k-33)
- 86 James Jones, 1990 (p-54, k-32)
- 82 Kevin Williams, 1994 (p-39, k-43)

## Game

- 12 Mel Renfro, vs. G.B., 11/29/64 (p-4, k-8)
- 11 Butch Johnson, vs. Buff., 11/15/76 (p-9, k-2)
- 10 Mel Renfro, @ Wash., 11/13/66 (p-5, k-5)

## Game, Opponent

- 12 Larry Jones, vs. Wash., 12/13/75 (p-6, k-6)
- 10 Phil McConkey, vs. N.Y. Giants, 11/4/84 (p-8, k-2)
- 10 Stump Mitchell, @ St. Louis, 9/11/83 (p-5, k-5)
- 10 Brian Mitchell, vs. Wash., 11/20/94 (p-5, k-5)

## YARDS GAINED

## Career

- 4,329 Kevin Williams, 1993-96 (p-913, k-3,416)
- 3,145 Butch Johnson, 1976-83 (p-1,313, k-1,832)
- 3,088 Mel Renfro, 1964-77 (p-842, k-2,246)

## Season

- 1,497 Kevin Williams, 1994 (p-349, k-1,148)
- 1,435 Mel Renfro, 1964 (p-418, k-1,017)
- 1,274 Kevin Williams, 1995 (p-166, k-1,108)

## Game

- 273 Mel Renfro, vs. G.B., 11/29/64 (p-117, k-156)
- 212 Butch Johnson, vs. Buffalo, 11/15/76 (p-117, k-95)
- 210 Mel Renfro, @ Wash., 11/22/64 (p-42, k-168)

## Game, Opponent

- 247 Tim Brown, @ Philadelphia, 11/6/66 (k-247)
- 213 Stump Mitchell, St. Louis, 9/11/83 (p-53, k-160)
- 212 Brian Mitchell, vs. Wash., 11/20/94 (p-32, k-180)

## TOUCHDOWNS

## Career

- 4 Kevin Williams, 1993-94 (p-3, k-1)
- 4 Deion Sanders, 1995-99 (p-4)
- 3 Bob Hayes, 1965-74 (p-3)
- 3 Mel Renfro, 1964-77 (p-1, k-2)
- 3 Kelvin Martin, 1987-92 (p-3)

## Season

- 2 Bob Hayes, 1968 (p-2)
- 2 Ike Thomas, 1971 (k-2)
- 2 Kelvin Martin, 1992 (p-2)
- 2 Kevin Williams, 1993 (p-2)
- 2 Kevin Williams, 1994 (p-1, k-1)
- 2 Deion Sanders, 1998 (p-2)
- 2 Wane McGarity, 2000 (p-2)

## Game

- 1 By many players, last by Wane McGarity, vs. Arizona, 10/22/00

## Game, Opponent

- 2 Tim Brown, @ Philadelphia, 11/6/66 (k-2)

## COMBINED NET YARDS

Rushing, receiving, interception returns, kickoff returns, punt returns and fumble returns

## Most Seasons Leading Team

- 10 Emmitt Smith, 1990-96, 1998-00
- 9 Tony Dorsett, 1977-85
- 4 Herschel Walker, 1986-88, 1997

## Most Consecutive Seasons Leading Team

- 9 Tony Dorsett, 1977-85
- 7 Emmitt Smith, 1990-96
- 3 Herschel Walker, 1986-88
- 3 Emmitt Smith, 1998-00

## ATTEMPTS

## Career

- 3,990 Emmitt Smith, 1990-00
- 3,153 Tony Dorsett, 1977-87
- 1,677 Don Perkins, 1961-68



## Season

- 439 Emmitt Smith, 1995  
433 Emmitt Smith, 1992  
418 Emmitt Smith, 1994

## Game

- 42 Emmitt Smith, @ N.Y. Giants, 1/2/94 (ru-32, re-10)  
39 Emmitt Smith, @ G.B., 10/6/91 (ru-32, re-7)  
38 Emmitt Smith, @ Cleveland, 9/1/91 (ru-32, re-6)  
38 Emmitt Smith, vs. N.Y. Giants, 11/7/94 (ru-35, re-3)  
38 Emmitt Smith, vs. G.B., 11/24/94 (ru-32, re-6)

## YARDS

## Career

- 17,973 Emmitt Smith, 1990-00  
15,501 Tony Dorsett, 1977-87  
9,104 Bob Hayes, 1965-74

## Season

- 2,148 Emmitt Smith, 1995  
2,048 Emmitt Smith, 1992  
2,019 Herschel Walker, 1988

## Season, Rookie

- 1,688 James Dixon, 1989  
1,598 Bob Hayes, 1965  
1,564 Don Perkins, 1961

## Game

- 331 Jason Tucker, @ New Orleans, 12/24/99  
307 Kevin Williams, @ Arizona, 12/25/95  
292 Herschel Walker, vs. Philadelphia, 12/14/86

## INTERCEPTIONS BY

## Most Seasons Leading Team

- 5 Everson Walls, 1981-82, 1985, 1987-88  
4 Cornell Green, 1963, 1965-67

## Most Consecutive Seasons Leading Team

- 3 Don Bishop, 1960-62  
3 Cornell Green, 1965-67

## Career

- 52 Mel Renfro, 1964-77  
44 Everson Walls, 1981-89  
41 Charlie Waters, 1970-78, 1980-81

## Season

- 11 Everson Walls, 1981  
10 Mel Renfro, 1969  
9 Everson Walls, 1985

## Season, Rookie

- 11 Everson Walls, 1981  
7 Mel Renfro, 1964  
7 Michael Downs, 1981

## Game

- 3 Herb Adderley, @ Philadelphia, 9/26/71  
3 Lee Roy Jordan, vs. Cincinnati, 11/4/73  
3 Dennis Thurman, vs. Philadelphia, 12/13/81

## Consecutive Games Intercepted By

- 5 Don Bishop, 1961  
4 Charlie Waters, 1972-73  
4 Dennis Thurman, 1985

## Game, Opponent

- 3 Seven times, last by Terry Kinard,  
@ N.Y. Giants, 9/20/87

## YARDS GAINED

## Career

- 626 Mel Renfro, 1964-77  
584 Charlie Waters, 1970-78, 1980-81  
562 Dennis Thurman, 1978-85

## Season

- 211 Cornell Green, 1963  
187 Dennis Thurman, 1981  
182 Herb Adderley, 1971

## Season, Rookie

- 136 Mike Gaechter, 1962  
133 Everson Walls, 1981  
110 Mel Renfro, 1964

## Game

- 121 Mike Gaechter, vs. Washington, 11/3/63  
102 Herb Adderley, @ Philadelphia, 9/26/71  
100 Mike Gaechter, vs. Philadelphia, 10/14/62

## Game, Opponent

- 110 Jim Steffen, @ Washington, 9/29/63  
102 Erich Barnes, vs. N.Y. Giants, 10/15/61  
98 Delves Howell, @ New Orleans, 10/17/71  
98 Ross Fichtner, @ Cleveland, 10/23/66

## Longest Returns (All TDs except as noted)

- 100 Mike Gaechter, vs. Philadelphia, 10/14/62  
96 Dennis Thurman, @ Washington, 9/6/81 (no TD)  
95 George Teague, vs. Green Bay, 11/14/99

## Longest Return, Opponent (All TDs)

- 104 James Willis and Troy Vincent, vs.  
Philadelphia, 11/3/96  
102 Erich Barnes, vs. N.Y. Giants, 10/15/61  
96 Ray Crockett, @ Detroit, 10/27/91

## TOUCHDOWNS

## Career

- 4 Dennis Thurman, 1977-85  
3 Mel Renfro, 1964-77  
3 Lee Roy Jordan, 1963-76

## Season

- 2 Larry Brown, 1995  
2 George Teague, 1999  
1 By many players, last by Greg Ellis and  
Dexter Coakley, 1999

## Game

- 1 By many players, last by Dexter Coakley,  
vs. Miami, 11/25/99

## FUMBLES

## OPPONENTS' FUMBLES RECOVERED

## Career

- 19 Ed Jones, 1974-78, 1980-89  
16 Chuck Howley, 1961-73  
16 Dave Edwards, 1963-75  
16 Lee Roy Jordan, 1963-76  
16 Cliff Harris, 1970-79

## Season

- 5 Don Healy, 1961  
4 Jerry Norton, 1962  
4 Jethro Pugh, 1967  
4 Larry Cole, 1971  
4 Jethro Pugh, 1973  
4 Dexter Clinkscales, 1983  
4 Eugene Lookhart, 1985

## Game

- 2 Many times, last by Kevin Mathis,  
vs. Carolina, 10/11/98

## Longest Fumble Returns (All TDs)

- 98 Greg Ellis, vs. Arizona, 10/3/99  
97 Chuck Howley, vs. Atlanta, 10/2/66  
86 Michael Downs, @ Houston, 12/13/82

## Longest Fumble Returns, Opponent (All TDs)

- 96 Joe Lavender, @ Philadelphia, 9/23/74  
81 Andy Headen, @ N.Y. Giants, 9/9/84  
73 Skip Vanderbundt, vs. San Francisco, 11/23/72

## OPPONENTS' FUMBLE RETURNED FOR TOUCHDOWN

## Career

- 3 Bob Lilly, 1961-74  
2 Cornell Green, 1962-74  
2 Benny Barner, 1972-82  
2 Mike Hegman, 1976-88  
2 Michael Downs, 1981-88  
2 Jim Jeffcoat, 1963-94

## SACKS

## Most Seasons Led Team

- 7 Harvey Martin, 1974-77, 1979-80, 1982  
5 Jethro Pugh, 1968-72  
4 George Andrie, 1964-67

## Most Consecutive Seasons Leading Team

- 5 Jethro Pugh, 1968-72  
4 George Andrie, 1964-67  
4 Harvey Martin, 1974-77

## TOTAL SACKS

## Career

- 113 Harvey Martin, 1973-83  
111 Randy White, 1975-88  
106 Ed Jones, 1974-78, 1980-89

## Season

- 20 Harvey Martin, 1977  
18 1/2 George Andrie, 1966  
16 Randy White, 1978

## Season, Rookie

- 9 Willie Townes, 1966  
9 Harvey Martin, 1973  
7 1/2 Jimmie Jones, 1990

## Game

- 5 Bob Lilly, @ Pittsburgh, 11/20/66  
5 Jim Jeffcoat, @ Washington, 11/10/85  
4 Eight times, last by Charles Haley,  
@ Pittsburgh, 9/4/94

**Game, Rookie**

- 3 Randy White, @ Detroit, 10/6/75
- 3 Randy White, @ New England, 11/16/75
- 2 1/2 Five times, last by Jimmie Jones, vs. Tampa Bay, 10/7/90

**Game, Opponent**

- 4 1/2 Jim Katcavage, @ N.Y. Giants, 10/20/63
- 4 1/2 Clyde Simmons, vs. Philadelphia, 9/15/91

**TACKLES****COMBINED TACKLES****Career**

- 1,236 Lee Roy Jordan, 1963-76
- 1,104 Randy White, 1975-88
- 1,047 Darren Woodson, 1992-00

**Season**

- 222 Eugene Lockhart, 1989
- 167 Bob Breunig, 1979
- 163 Lee Roy Jordan, 1973

**Season, Rookie**

- 136 Dexter Coakley, 1997
- 108 Robert Jones, 1992
- 93 Darrin Smith, 1993

**Game**

- 21 Lee Roy Jordan, vs. Philadelphia, 9/26/71
- 20 Fred Strickland, @ N.Y. Giants, 11/24/96
- 19 Jerry Tubbs, vs. Chicago, 11/27/60
- 19 Eugene Lockhart, vs. Phoenix, 10/29/89
- 19 Ken Norton, @ Washington, 9/6/93
- 19 Darren Woodson, @ N.Y. Giants, 1/2/94
- 19 Robert Jones, @ Philadelphia, 12/4/94
- 19 Brock Marion, @ Green Bay, 11/23/97
- 19 Fred Strickland, @ Kansas City, 12/13/98

**SOLO TACKLES****Career**

- 743 Lee Roy Jordan, 1963-76
- 701 Randy White, 1975-88
- 693 Ed Jones, 1974-78, 1980-89

**Season**

- 154 Eugene Lockhart, 1989
- 100 Lee Roy Jordan, 1975
- 97 Lee Roy Jordan, 1968

**Game**

- 16 Eugene Lockhart, vs. Phoenix, 10/29/89
- 14 Lee Roy Jordan, vs. Philadelphia, 10/28/73
- 14 Brock Marion, @ Green Bay, 11/23/97

**ASSISTED TACKLES****Career**

- 493 Lee Roy Jordan, 1963-76
- 466 Bob Breunig, 1975-84
- 437 Darren Woodson, 1992-00

**Season**

- 101 Jerry Tubbs, 1960

**Game**

- 15 Jerry Tubbs, vs. Chicago, 11/27/60

**BLOCKED KICKS****BLOCKS**

(Extra points, Field Goals and Punts)

**Career**

- 10 Cornell Green, 1962-74
- 9 Mike Gaechter, 1962-69
- 9 Ed Jones, 1974-78, 1980-89

**Season**

- 3 Jethro Pugh, 1965
- 3 Ed Jones, 1978
- 3 Michael Downs, 1986

**Game**

- 2 Billy Joe DuPree, vs. N.Y. Giants, 10/21/73
- 2 Leon Lett, vs. Detroit, 9/19/94

**Game, Opponent**

- 2 Bob Freeman, vs. Philadelphia, 9/30/60
- 2 Matt Blair, @ Minnesota, 10/7/79

**BLOCKED EXTRA POINTS****Career**

- 2 Cornell Green, 1962-74
- 2 Mike Gaechter, 1962-69
- 2 Ed Jones, 1974-78, 1980-89

**Season**

- 1 By many, last by Chad Hennings, 1998

**Game**

- 1 By many, last by Chad Hennings, vs. Carolina, 10/11/98

**Game, Opponent**

- 2 Bob Freeman, vs. Philadelphia, 9/30/60
- 2 Matt Blair, @ Minnesota, 10/7/79

**BLOCKED FIELD GOALS****Career**

- 8 Cornell Green, 1962-74
- 7 Mike Gaechter, 1962-69
- 7 Ed Jones, 1974-78, 1980-89

**Season**

- 2 Ten times, last by Leon Lett, 1994
- 1 Many times, last by Brandon Noble, 2000

**Game**

- 2 Leon Lett, vs. Detroit, 9/19/94
- 1 Many times, last by Brandon Noble, vs. N.Y. Giants, 12/17/00

**Game, Opponent**

- 1 By many, last by Marcus Jones, @ Tampa Bay, 12/3/00

**BLOCKED PUNTS****Career**

- 4 Issiac Holt, 1989-92
- 2 Billy Joe DuPree, 1973-83
- 2 Thomas Henderson, 1975-79
- 2 Aaron Kyle, 1976-79
- 2 Charlie Waters, 1970-78, 1980-81

**Season**

- 2 Billy Joe DuPree, 1973
- 2 Aaron Kyle, 1976
- 2 Issiac Holt, 1990

**Game**

- 2 Billy Joe DuPree, vs. N.Y. Giants, 10/21/73

**Game, Opponent**

- 1 By many, last by Brian Roche, @ Kansas City, 12/13/98

**Largest Margin****VICTORY**

1. 49 pts, (56-7) vs. Philadelphia, Oct. 9, 1966
2. 46 pts, (59-13) @ Detroit, Sept. 15, 1968
3. 45 pts, (52-7) vs. N.Y. Giants, Sept. 18, 1966
4. 45 pts, (59-14) vs. San Fran., Oct. 12, 1980
5. 44 pts, (51-7) vs. Seattle, Nov. 27, 1980
6. 42 pts, (52-10) vs. Houston, Dec. 20, 1970
7. 42 pts, (52-10) vs. N.Y. Jets, Dec. 4, 1971
8. 41 pts, (48-7) vs. Arizona, Oct. 22, 2000
9. 38 pts, (38-0) @ Baltimore, Sept. 4, 1978
10. 37 pts, (40-3) @ New Orleans, Sept. 24, 1973
- 37 pts, (37-0) vs. Detroit, Oct. 30, 1977

**DEFEAT**

1. 44 pts, (44-0) vs. Chicago, Nov. 17, 1985
2. 41 pts, (48-7) vs. Cleveland, Oct. 16, 1960
- 41 pts, (54-13) @ Minnesota, Oct. 18, 1970
4. 40 pts, (43-3) vs. Minnesota, Oct. 13, 1988
5. 38 pts, (45-7) vs. Baltimore, Nov. 30, 1960
- 38 pts, (38-0) vs. St. Louis, Nov. 16, 1970
7. 36 pts, (43-7) vs. Philadelphia., Oct. 22, 1961
8. 34 pts, (41-7) @ Green Bay, Nov. 13, 1960
9. 32 pts, (52-20) @ St. Louis, Dec. 9, 1962
- 32 pts, (42-10) @ Cleveland, Nov. 2, 1969





# Cowboys Team Records

1960 — 12 games; 1961-77 — 14 games; 1978-2000 — 16 games.

NOTE: The 1982 regular season was reduced to nine games and the 1987 season to 15 games due to players' strikes.

## GAMES WON

### Most Consecutive Games Won (Including postseason)

- 12 1971-72
- 10 1993-94
- 9 1977-78

### Most Consecutive Games Won (Regular season)

- 11 1968-69
- 9 1971-72, 1978-79
- 8 1977, 1991-92

### Most Games Won, Season (Including postseason)

- 16 1992
- 15 1977, 1993, 1995
- 14 1971, 1978, 1980

### Most Games Won, Season (Regular season)

- 13 1992
- 12 1968, 1977, 1978, 1980, 1981, 1983, 1993, 1994, 1995

### Most Consecutive Games Won, Season (Including postseason)

- 10 1971
- 8 1977, 1978, 1993

### Most Consecutive Games Won, Season (Regular season)

- 8 1977
- 7 1971, 1983, 1993

### Most Consecutive Games Won, Start of Season

- 8 1977
- 7 1983
- 6 1968, 1969

### Most Consecutive Games Won, End of Season

- 7 1971
- 6 1978
- 5 1968, 1970, 1991, 1993

### Most Consecutive Home Games Won (Including postseason)

- 18 1960-81
- 11 1971-72, 1991-92
- 9 1975-76

### Most Consecutive Road Games Won (Including postseason)

- 7 1968, 1993-94
- 6 1966-67, 1975-76, 1978-79

## GAMES LOST

### Most Consecutive Games Lost

- 10 1960, 1988
- 9 1988-89

### Most Consecutive Games Without Victory

- 12 1960
- 10 1988
- 9 1988-89

### Most Games Lost, Season

- 15 1989
- 13 1988
- 11 1960, 2000

### Most Consecutive Home Games Lost

- 14 1988-89
- 6 1960, 2000

### Most Consecutive Home Games Without Victory

- 14 1988-89
- 7 1962-63

### Most Consecutive Away Games Lost

- 9 1962-63
- 8 1997-98
- 8 1999-00
- 7 1964-65

### Most Consecutive Away Games Without Victory (Including postseason)

- 9 1962-63
- 9 1999-00
- 8 1997-98
- 7 1960, 1964-65

## SCORING

### Most Points, Season

- 479 1983
- 454 1980
- 445 1966

### Most Points, Opponent, Season

- 402 1962
- 393 1989
- 381 1988

### Fewest Points, Season

- 177 1960
- 204 1989
- 226 1982

### Fewest Points, Opponent, Season

- 186 1968
- 194 1976
- 208 1978\*

### Most Points, Game

- 59 vs. Detroit, 9/15/68
- 59 vs. San Francisco, 10/12/80
- 56 vs. Philadelphia, 10/9/66

### Most Points, Opponent, Game

- 54 @ Minnesota, 10/18/70
- 52 @ St. Louis, 12/9/62
- 50 @ Cincinnati, 12/8/85

### Most Points, Both Teams, Game

- 86 @ Buffalo, 9/19/71 (Dallas 49, Buffalo 37)
- 82 vs. Minnesota, 11/26/87 (Minnesota 44, Dallas 38 OT)
- 82 vs. Minnesota, 11/26/98 (Minnesota 46, Dallas 36)

### Fewest Points, Both Teams, Game

- 8 @ Cleveland, 12/12/70 (Dallas 6, Clev. 2)
- 10 @ Houston, 11/24/74 (Dallas 10, Houston 0)
- 12 vs. N.Y. Giants, 11/7/76 (Dallas 9, N.Y. Giants 3)

### Most Points Overcome To Win Game

- 21 vs. New Orleans, 10/21/84
- 21 @ Washington, 9/12/99 (OT)
- 20 @ Washington, 9/5/83

### Most Points, Opponent, Overcome To Win Game

- 21 @ Washington, 11/28/65
- 20 @ Philadelphia, 10/23/88
- 18 vs. Indianapolis, 9/15/96

### Most Points, First Half

- 42 vs. Philadelphia, 10/19/69
- 38 vs. N.Y. Jets, 12/4/71
- 38 vs. San Francisco, 10/12/80

### Most Points, Opponent, First Half

- 35 @ Denver, 9/13/98
- 34 @ Minnesota, 10/18/70
- 34 @ Rams, 10/14/73
- 34 @ Washington, 11/23/86

### Most Points, Both Teams, First Half

- 55 vs. Raiders, 10/23/83
- 52 @ N.Y. Giants, 12/16/62
- 52 @ Buffalo, 9/19/71
- 52 @ Denver, 9/13/98

### Most Points, Second Half

- 36 vs. Green Bay, 11/24/94
- 31 @ Philadelphia, 9/23/68
- 31 @ Washington, 11/17/68

### Most Points, Opponent, Second Half

- 38 @ St. Louis, 12/9/62
- 35 @ Green Bay, 11/23/97
- 28 Eight times, last @ Indianapolis, 10/31/99

### Most Points, Both Teams, Second Half

- 58 vs. St. Louis, 9/28/75 (OT)
- 50 vs. Green Bay, 11/24/94
- 49 vs. N.Y. Giants, 10/21/73
- 49 @ Cincinnati, 12/8/85
- 49 @ Washington, 9/12/99 (OT)

### Most Points, First Quarter

- 28 vs. Philadelphia, 10/19/69
- 28 vs. N.Y. Jets, 12/4/71
- 21 Four times, last vs. Arizona, 10/9/94

### Most Points, Opponent, First Quarter

- 22 @ Cincinnati, 12/8/85
- 21 vs. Cleveland, 12/3/61
- 21 @ San Francisco, 10/11/81
- 21 @ San Francisco, 12/19/83
- 21 @ Denver, 9/13/98
- 21 vs. Minnesota, 11/26/98

**Most Points, Both Teams, First Quarter**

35 vs. Philadelphia, 10/19/69  
 35 vs. Atlanta, 12/22/91  
 28 vs. St. Louis, 11/23/67  
 28 vs. N.Y. Jets, 12/4/71  
 28 @ Denver, 9/13/98

**Most Points, Second Quarter**

24 vs. N.Y. Giants, 9/18/66  
 24 vs. Pittsburgh, 10/30/66  
 24 vs. Detroit, 9/15/68  
 24 vs. New England, 10/24/71  
 24 vs. San Francisco, 10/12/80  
 24 @ Washington, 10/2/94

**Most Points, Opponent, Second Quarter**

24 vs. Baltimore, 10/30/60  
 24 vs. N.Y. Giants, 11/11/62  
 22 @ Denver, 10/5/86

**Most Points, Both Teams, Second Quarter**

42 @ N.Y. Giants, 12/16/62  
 38 vs. Kansas City, 11/10/75  
 38 vs. Raiders, 10/23/83

**Most Points, Third Quarter**

24 vs. Chicago, 12/27/92  
 21 Six times, last vs. N.Y. Giants, 11/7/94

**Most Points, Opponent, Third Quarter**

24 @ Tennessee, 12/25/00  
 22 @ Washington, 9/12/99 (OT)  
 21 @ Washington, 12/17/61  
 21 @ Cincinnati, 12/8/85

**Most Points, Both Teams, Third Quarter**

35 @ Washington, 12/17/61  
 35 vs. St. Louis, 9/28/75  
 28 Four times, last @ Cincinnati, 12/8/85

**Most Points, Fourth Quarter**

21 @ N.Y. Giants, 12/19/85  
 21 vs. Detroit, 9/15/68  
 21 @ Detroit, 10/6/75  
 21 @ Washington, 9/12/99 (OT)

**Most Points, Opponent, Fourth Quarter**

21 @ St. Louis, 12/9/62  
 21 @ Washington, 11/28/65  
 21 vs. St. Louis, 11/16/70  
 21 @ San Diego, 11/5/72  
 21 @ St. Louis, 9/13/87  
 21 @ Green Bay, 11/23/97

**Most Points, Both Teams, Fourth Quarter**

35 vs. N.Y. Giants, 10/21/73  
 31 vs. Washington, 12/11/66  
 31 vs. Washington, 12/16/79

**Most Consecutive Games Scoring**

218 1970-85  
 151 1991-00  
 146 1960-70

## TOUCHDOWNS

**Most Touchdowns, Season**

60 1980  
 59 1983  
 56 1966

**Most Touchdowns, Opponent, Season**

52 1962  
 49 1961  
 48 1963

**Fewest Touchdowns, Season**

23 1960  
 25 1989\*  
 27 1990, 1996

**Fewest Touchdowns, Opponent, Season**

23 1968  
 23 1973  
 23 1993\*

**Most Touchdowns, Game**

8 vs. Philadelphia, 10/9/66  
 8 vs. Detroit, 9/15/68  
 8 vs. San Francisco, 10/12/80

**Most Touchdowns, Opponent, Game**

7 vs. Cleveland, 10/16/60  
 7 @ St. Louis, 12/9/62  
 7 @ Cincinnati, 12/8/85

**Most Touchdowns, Both Teams, Game**

12 vs. Buffalo, 9/19/71  
 11 @ San Francisco, 12/12/77  
 11 vs. Minnesota, 11/26/87

**Most Consecutive Games Score Touchdown**

75 1979-84  
 73 1960-65  
 72 1965-70

## POINT AFTER TOUCHDOWNS

**Most Points After Touchdowns, Season**

59 1980  
 57 1983  
 56 1966

**Most Point After Touchdowns, Opponent, Season**

49 1962  
 45 1963  
 44 1961

**Most Point After Touchdowns, Game**

8 vs. Philadelphia, 10/9/66  
 8 vs. Detroit, 9/15/68  
 8 vs. San Francisco, 10/12/80

**Most Point After Touchdowns, Opponent, Game**

7 @ St. Louis, 12/9/62  
 6 Nine times, last @ Denver, 9/13/98

**Most Consecutive Point After Touchdowns (Kicking)**

162 1969-73  
 143 1985-89  
 141 1996-00 (current)

**Most Two Point Conversions, Attempted, Season**

5 1997  
 4 2000  
 2 1994, 1995, 1996, 1998

**Most Two Point Conversions Attempted, Opponent Season**

4 1996, 1999  
 3 1994, 1995, 2000

**Most Two Point Conversions Made, Season**

2 1996, 1997, 2000  
 1 1995

**Most Two Point Conversions Made, Opponent, Season**

3 1999  
 2 1997, 1998  
 1 1995

## FIELD GOALS

**Most Field Goals Attempted, Season**

39 1991  
 38 1997  
 37 1993

**Most Field Goals Attempted, Opponent, Season**

39 1991  
 35 1989  
 34 1972

**Fewest Field Goals Attempted, Season**

13 1960  
 17 1980\*  
 20 1963, 1989

**Fewest Field Goals Attempted, Opp., Season**

12 1976  
 15 1977  
 17 1992\*

**Most Field Goals Attempted, Game**

7 @ Chicago, 11/24/68  
 7 vs. Green Bay, 11/18/96  
 6 vs. Rams, 9/21/75  
 6 @ Arizona, 9/7/97  
 6 vs. Cincinnati, 11/12/00

**Most Field Goals Attempted, Opponent, Game**

7 @ Philadelphia, 12/5/65  
 6 vs. San Francisco, 11/20/60  
 6 vs. St. Louis, 12/18/71  
 6 @ Green Bay, 10/1/72

**Most Field Goals Attempted, Both Teams, Game**

9 @ Philadelphia, 12/5/65  
 9 @ Chicago, 11/24/68

**Most Field Goals Made, Season**

34 1997  
 32 1996  
 30 1993

**Most Field Goals Made, Opponent, Season**

29 1991  
 28 1989, 1996  
 26 1999, 2000



**Fewest Field Goals Made, Season**

6 1960  
9 1963, 1967  
10 1974, 1989\*

**Fewest Field Goals Made, Opponent, Season**

7 1976  
8 1967  
9 1968, 1969  
11 1978\*

**Most Field Goals Made, Game**

7 vs. Green Bay, 11/18/96  
5 @ Rams, 12/21/87  
5 vs. Green Bay, 10/3/93  
5 vs. N.Y. Giants, 12/17/95  
5 @ Arizona, 9/7/97  
5 vs. Philadelphia, 9/15/97

**Most Field Goals Made, Opponent, Game**

5 vs. Atlanta, 10/20/96  
4 Many times, last @ Arizona, 9/10/00

**Most Field Goals Made, Both Teams, Game**

7 @ Houston, 11/10/91  
7 vs. N.Y. Giants, 12/17/95  
7 vs. Green Bay, 11/18/96  
7 vs. Philadelphia, 9/15/97

**Most Consecutive Games Scoring Field Goal**

18 1992-93  
15 1996-97  
11 1995-96

**SAFETIES****Most Safeties, Season**

3 1981  
2 Many times, last 1973

**Most Safeties, Opponent, Season**

2 1960, 1986, 1988

**Most Safeties, Game**

2 vs. Philadelphia, 11/19/72  
1 Many times, last @ Carolina, 10/1/00

**FIRST DOWNS****Most First Downs, Season**

364 1995  
342 1978, 1983  
339 1979

**Most First Downs, Opponent, Season**

321 1989  
312 1985  
309 2000

**Most First Downs, Both Teams, Season**

667 1995  
648 1985  
633 1980

**Fewest First Downs, Season**

180 1960  
211 1965  
246 1989\*

**Fewest First Downs, Opponent, Season**

199 1974  
200 1971  
232 1978\*

**Most First Downs, Game**

33 @ Detroit, 9/15/85  
32 Five times, last vs. Minnesota, 11/26/98

**Most First Downs, Opponent, Game**

33 @ Houston, 11/10/91  
32 @ Oakland, 11/19/95  
32 @ Washington, 12/22/96

**Most First Downs, Both Teams, Game**

57 @ Oakland, 11/19/95  
55 @ Washington, 9/12/99 (OT)  
54 @ San Francisco, 11/10/63  
54 @ N.Y. Giants, 9/10/78  
54 @ Houston, 11/10/91

**Fewest First Downs, Game**

6 @ Tennessee, 12/25/00  
7 @ N.Y. Giants, 12/16/89  
8 Seven times, last vs. Philadelphia, 9/15/91

**Fewest First Downs, Opponent, Game**

5 @ Philadelphia, 11/6/86  
5 @ Philadelphia, 9/23/74  
6 Three times, last vs. Seattle, 10/11/92

**Fewest First Downs, Both Teams, Game**

20 @ Green Bay, 10/24/65  
21 @ Philadelphia, 11/6/66  
21 @ Houston, 11/24/74  
21 @ N.Y. Giants, 12/16/89

**Most First Downs, Rushing, Season**

147 1974  
146 1978  
143 1980

**Most First Downs, Rushing, Opponent, Season**

137 2000  
122 1961  
118 1996

**Fewest First Downs, Rushing, Season**

57 1960  
78 1989\*  
82 1997

**Fewest First Downs, Rushing, Opp., Season**

52 1969  
59 1971  
68 1992\*

**Most First Downs, Rushing, Game**

19 @ Baltimore, 12/6/81  
18 vs. Cleveland, 11/25/82  
17 @ Green Bay, 11/12/78  
17 vs. Washington, 11/22/81

**Most First Downs, Rushing, Opponent, Game**

17 @ Chicago, 9/30/84  
17 vs. Philadelphia, 9/3/00  
15 Four times, last @ Baltimore, 11/19/00

**Fewest First Downs, Rushing, Game**

0 vs. Philadelphia, 11/1/70  
1 Many times, last @ New Orleans, 12/6/98

**Fewest First Downs, Rushing, Opponent, Game**

0 Six times, last @ Atlanta, 12/21/92

**Most First Downs, Passing, Season**

208 1985  
205 1983  
202 1984

**Most First Downs, Passing, Opponent, Season**

193 1985  
183 1989  
181 1983

**Fewest First Downs, Passing, Season**

95 1970  
105 1960  
108 1965  
128 2000\*

**Fewest First Downs, Passing, Opp., Season**

94 1977  
97 1960  
105 1970  
128 1978\*

**Most First Downs, Passing, Game**

23 @ San Francisco, 11/10/63  
22 @ Detroit, 9/15/95  
21 @ Miami, 10/27/96

**Most First Downs, Passing, Opponent, Game**

21 vs. Chicago, 11/18/62  
21 vs. Kansas City, 11/20/83  
21 @ St. Louis, 11/11/84  
21 @ Arizona, 11/15/98

**Fewest First Downs, Passing, Game**

2 @ Phoenix, 10/14/90  
2 @ Tennessee, 12/25/00  
3 Ten times, last vs. Washington, 12/10/00

**Fewest First Downs, Passing, Opponent, Game**

1 Three times, last @ N.Y. Jets, 12/21/75

**Most First Downs, Penalty, Season**

33 1985  
32 2000  
30 1993

**Most First Downs, Penalty, Opponent, Season**

38 1997  
34 1987  
31 1999

**Fewest First Downs, Penalty, Season**

9 1961, 1962, 1971  
11 1963, 1967  
18 1996\*

**Fewest First Downs, Penalty, Opp., Season**

10 1969  
12 1961  
16 1991\*

**Most First Downs, Penalty, Game**

- 7 vs. Washington, 12/26/93
- 6 vs. Tampa Bay, 10/9/83
- 5 Twelve times, last vs. N.Y. Giants, 12/17/00

**Most First Downs, Penalty, Opponent, Game**

- 7 @ N.Y. Jets, 10/4/87
- 6 Five times, last @ Green Bay, 11/23/97

**NET YARDS GAINED RUSHING AND PASSING****Most Yards Gained, Season**

- 5,968 1979
- 5,959 1978, 1983

**Most Yards Gained, Opponent, Season**

- 5,608 1985
- 5,556 1989
- 5,427 1983

**Fewest Yards Gained, Season**

- 3,153 1960
- 3,704 1964
- 3,995 1965
- 4,081 1990\*

**Fewest Yards Gained, Opponent, Season**

- 3,213 1977
- 3,463 1974
- 3,466 1973
- 3,933 1992\*

**Most Yards Gained, Game**

- 652 vs. Philadelphia, 10/9/66
- 583 vs. Baltimore, 9/4/78
- 578 vs. St. Louis, 9/30/73

**Most Yards Gained, Opponent, Game**

- 583 @ Houston, 9/11/01
- 570 @ Cincinnati, 12/8/85
- 529 vs. Miami, 10/25/81

**Most Yards Gained, Both Teams, Game**

- 1,045 @ Washington, 9/12/99 (OT)
- 995 vs. Miami, 10/25/81
- 984 vs. Minnesota, 11/26/98

**Fewest Yards Gained, Game**

- 90 vs. Philadelphia, 9/15/91
- 96 @ Tennessee, 12/25/00
- 100 @ Phoenix, 10/14/90

**Fewest Yards Gained, Opponent, Game**

- 62 vs. Seattle, 10/11/92
- 63 @ Green Bay, 10/24/65
- 80 @ Philadelphia, 11/6/66

**Fewest Yards Gained, Both Teams, Game**

- 255 @ Green Bay, 10/24/65
- 320 @ Philadelphia, 11/6/66
- 333 @ Houston, 11/24/74

**Most Consecutive Games, 300 or More Yards**

- 17 1975-76
- 15 1978-79
- 13 1992-93

**Most Consecutive Games, 400 or More Yards**

- 4 1976
- 3 1983
- 2 Many times, last 1998

**RUSHING****ATTEMPTS****Most Rushing Attempts, Season**

- 630 1981
- 625 1978
- 594 1980

**Most Rushing Attempts, Opponent, Season**

- 543 1989
- 538 2000
- 511 1997

**Fewest Rushing Attempts, Season**

- 311 1960
- 355 1989\*
- 393 1990

**Fewest Rushing Attempts, Opponent, Season**

- 313 1969
- 339 1967
- 345 1992\*

**Most Rushing Attempts, Game**

- 66 @ Baltimore, 12/6/81
- 59 vs. San Francisco, 10/12/80
- 58 @ Green Bay, 11/12/78

**Most Rushing Attempts, Opponent, Game**

- 53 vs. N.Y. Giants, 11/7/76
- 52 vs. N.Y. Giants, 12/17/72
- 51 vs. N.Y. Giants, 9/16/90

**Fewest Rushing Attempts, Game**

- 10 @ New Orleans, 9/10/89
- 11 vs. N.Y. Giants, 9/16/90
- 13 Four times, last vs. Philadelphia, 9/3/00

**Fewest Rushing Attempts, Opponent, Game**

- 11 @ Atlanta, 12/21/92
- 12 vs. Pittsburgh, 10/30/66
- 12 vs. N.Y. Giants, 9/24/67
- 12 vs. Philadelphia, 10/16/83

**YARDS****Most Yards Gained Rushing, Season**

- 2,636 2000
- 2,783 1978
- 2,711 1981

**Most Yards Gained Rushing, Opponent, Season**

- 2,636 2000
- 2,242 1960
- 2,226 1984

**Fewest Yards Gained Rushing, Season**

- 1,049 1960
- 1,409 1989\*
- 1,500 1990

**Fewest Yards Gained Rushing, Opp., Season**

- 1,050 1969
- 1,094 1967
- 1,144 1971
- 1,244 1992\*

**Most Yards Gained Rushing, Game**

- 354 @ Baltimore, 12/6/81
- 313 @ Green Bay, 11/12/78
- 299 vs. Cleveland, 11/25/82

**Most Yards Gained Rushing, Opponent, Game**

- 306 vs. Philadelphia, 9/3/00
- 289 vs. Philadelphia, 10/22/61
- 283 @ Chicago, 9/30/84

**Most Yards Gained Rushing, Both Teams, Game**

- 510 @ Baltimore, 12/6/81
- 466 vs. Philadelphia, 10/22/61
- 450 vs. N.Y. Giants, 10/15/61

**Fewest Yards Gained Rushing, Game**

- 8 @ New Orleans, 12/6/98
- 20 @ New Orleans, 9/10/89
- 20 vs. N.Y. Giants, 9/16/90

**Fewest Yards Gained Rushing, Opponent, Game**

- 7 vs. Pittsburgh, 10/30/66
- 11 @ Cleveland, 9/17/67
- 16 @ Washington, 10/8/67

**AVERAGE GAIN****Highest Average Gain Rushing, Season**

- 4.70 1962
- 4.52 1974
- 4.50 1966

**Highest Average Gain Rushing, Opponent, Season**

- 5.04 1960
- 4.92 1961
- 4.90 2000

**Lowest Average Gain Rushing, Season**

- 3.37 1960
- 3.45 1996
- 3.55 1994

**Lowest Average Gain Rushing, Opponent, Season**

- 3.22 1974
- 3.23 1967
- 3.24 1971

**TOUCHDOWNS****Most Touchdowns Rushing, Season**

- 29 1995
- 26 1968, 1980, 1994

**Most Touchdowns, Rushing, Opponent, Season**

- 24 1960
- 21 1989
- 19 1962, 1987

**Fewest Touchdowns, Rushing, Season**

- 6 1960, 1961, 1997
- 7 1989

**Fewest Touchdowns, Rushing, Opp., Season**

- 3 1968, 1969
- 5 1973
- 6 1999\*



**Most Touchdowns, Rushing, Game**

5 @ Philadelphia, 9/29/68  
5 @ Buffalo, 9/19/71  
5 vs. Phoenix, 12/16/90

**Most Touchdowns, Rushing, Opponent, Game**

5 Four times, last vs. Philadelphia, 10/10/65  
4 Many times, last @ Denver, 9/13/98

**Most Touchdowns, Rushing, Both Teams, Game**

6 Seven times, last vs. Phoenix, 12/16/90  
5 Many times, last vs. Minnesota, 11/26/98

**PASSING****ATTEMPTS****Most Passes Attempted, Season**

604 1984  
587 1985  
555 1988

**Most Passes Attempted, Opponent, Season**

558 1983  
555 1993  
553 1998

**Fewest Passes Attempted, Season**

297 1970  
321 1973  
354 1960  
439 1981\*

**Fewest Passes Attempted, Opponent, Season**

293 1960  
326 1961  
349 1974  
432 1978\*

**Most Passes Attempted, Game**

62 @ Detroit, 9/15/85  
57 vs. Minnesota, 11/26/98  
55 @ N.Y. Giants, 11/6/88

**Most Passes Attempted, Opponent, Game**

59 vs. Kansas City, 11/20/83  
56 @ Houston, 11/10/91  
56 @ Arizona, 11/15/98  
55 vs. St. Louis, 12/27/87  
55 @ Oakland, 11/19/95

**Most Passes Attempted, Both Teams, Game**

99 @ Philadelphia, 10/23/88  
95 @ Houston, 11/10/91  
92 vs. Minnesota, 11/26/98

**Fewest Passes Attempted, Game**

8 vs. Washington, 12/10/00  
11 vs. Atlanta, 10/11/70  
11 vs. N.Y. Giants, 10/21/73  
12 vs. Philadelphia, 10/14/62

**Fewest Passes Attempted, Opponent, Game**

10 vs. Washington, 10/30/71  
10 vs. Miami, 11/22/73  
12 @ Pittsburgh, 11/20/77

**Fewest Passes Attempted, Both Teams, Game**

28 @ N.Y. Jets, 12/21/75  
29 vs. Atlanta, 10/11/70  
31 @ N.Y. Giants, 10/10/76

**COMPLETIONS****Most Passes Completed, Season**

346 1983  
344 1985  
322 1984, 1995

**Most Passes Completed, Opponent, Season**

334 1993  
320 1991  
301 1989

**Fewest Passes Completed Season**

149 1970  
163 1960  
168 1965  
241 1981\*

**Fewest Passes Completed, Opponent, Season**

145 1960  
154 1977  
162 1975  
202 1978\*

**Most Passes Completed, Game**

40 @ Detroit, 9/15/85  
34 @ N.Y. Giants, 10/5/97  
34 vs. Minnesota, 11/26/98  
33 @ Rams, 9/3/84  
33 @ Miami, 10/27/96

**Most Passes Completed, Opponent, Game**

41 @ Houston, 11/10/91  
34 @ Atlanta, 12/21/92  
33 vs. Kansas City, 11/20/83

**Most Pass Completions, Both Teams, Game**

65 @ Houston, 11/10/91  
58 @ Philadelphia, 10/23/88  
57 @ San Diego, 11/13/83

**Fewest Passes Completed, Game**

4 vs. Atlanta, 10/11/70  
5 vs. Washington, 12/12/76  
5 vs. Washington, 12/10/00  
5 @ Tennessee, 12/25/00

**Fewest Passes Completed, Opponent, Game**

2 @ N.Y. Jets, 12/21/75  
4 Four times, last vs. Rams, 9/21/75

**Fewest Pass Completions, Both Teams, Game**

8 @ N.Y. Jets, 12/21/75  
14 Five times, last vs. Rams, 9/21/75

**YARDS****Most Yards Gained, Passing, Season**

3,861 1985  
3,842 1983  
3,623 1995

**Most Yards Gained, Passing, Opponent, Season**

3,928 1983  
3,755 1985  
3,674 1962

**Fewest Yards Gained, Passing, Season**

2,013 1964  
2,104 1960  
2,149 1970  
2,523 2000\*

**Fewest Yards Gained, Passing, Opp., Season**

1,562 1977  
1,909 1976  
1,913 1970  
2,288 1978\*

**Most Yards Gained, Passing, Game**

455 vs. Minnesota, 11/26/98  
452 @ Detroit, 9/15/85  
440 vs. Philadelphia, 10/9/66

**Most Yards Gained, Passing, Opponent, Game**

448 @ Arizona, 11/15/98  
437 vs. Chicago, 11/18/62  
425 @ Houston, 11/10/91

**Most Yards Gained, Passing, Both Teams, Game**

808 vs. Minnesota, 11/26/98  
724 @ Washington, 9/12/99 (OT)  
720 @ N.Y. Giants, 10/6/85

**Fewest Yards Gained, Passing, Game**

-1 @ Green Bay, 10/24/65  
10 @ Tennessee, 12/25/00  
34 @ Phoenix, 10/14/90

**Fewest Yards Gained, Passing, Opp., Game**

-10 @ Green Bay, 10/24/65  
-1 @ N.Y. Jets, 12/21/75  
1 vs. Washington, 10/16/77

**Fewest Yards Gained, Pass., Both Teams, Game**

-11 @ Green Bay, 10/24/65  
83 vs. Atlanta, 10/11/70  
85 @ N.Y. Jets, 12/21/75

**COMPLETION PERCENTAGE****Highest Completion Percentage, Season**

66.7 1993 (317 of 475)  
65.2 1995 (322 of 494)  
64.0 1992 (314 of 491)

**Highest Completion Percentage, Opp., Season**

61.7 1989 (301 of 488)  
60.5 2000 (277 of 458)  
60.2 1993 (334 of 555)

**Lowest Completion Percentage, Season**

46.0 1960 (163 of 354)  
46.4 1965 (168 of 362)  
47.5 1964 (192 of 404)

**Lowest Completion Percentage, Opp., Season**

40.5 1960 (159 of 393)  
41.6 1977 (154 of 370)  
43.4 1975 (162 of 373)

**Highest Completion Percentage, Game (10 att.)**

87.5 @ Philadelphia, 11/6/83 (21 of 24)  
86.7 @ N.Y. Giants, 10/10/76 (16 of 19)  
85.7 @ Atlanta, 12/21/92 (18 of 21)


**Highest Completion Percentage, Opponent, Game (10 att.)**

85.7 @ Detroit, 12/11/60 (12 of 14)  
 84.2 @ New Orleans, 9/10/89 (16 of 19)  
 83.3 vs. Jacksonville, 10/29/00 (20 of 24)

**Highest Completion Percentage, Both Teams, Game**

80.6 @ N.Y. Giants, 10/10/76 (25 of 31)  
 78.7 vs. N.Y. Giants, 9/29/91 (48 of 61)  
 78.0 @ N.Y. Giants, 9/30/90 (39 of 50)

**Lowest Completion Percentage, Game**

22.7 vs. Washington, 12/12/76 ( 5 of 22)  
 25.0 @ Tennessee, 12/25/00 (5 of 20)  
 28.6 vs. Washington, 9/26/65 (6 of 21)

**Lowest Completion Percentage, Opp., Game**

16.7 @ N.Y. Jets, 12/21/75 (2 of 12)  
 18.2 @ St. Louis, 10/23/60 (4 of 22)  
 21.1 @ Green Bay, 10/24/65 (4 of 19)

**Lowest Completion Per., Both Teams, Game**

28.6 @ N.Y. Jets, 12/21/75 (8 of 28)  
 30.4 @ St. Louis, 10/23/60 (14 of 46)  
 34.1 vs. Rams, 9/21/75 (14 of 41)

**TOUCHDOWNS**
**Most Touchdowns, Passing, Season**

31 1962, 1983  
 30 1980

**Most Touchdowns, Passing, Opponent, Season**

33 1962  
 31 1963  
 30 1988

**Fewest Touchdowns, Passing, Season**

10 1964  
 12 1990\*, 1996\*

**Fewest Touchdowns, Passing, Opp., Season**

10 1970, 1996  
 11 1978

**Most Touchdowns, Passing, Game**

5 Seven times, last @ Washington, 9/12/99 (OT)  
 4 Many times, last @ Pittsburgh, 8/31/97

**Most Touchdowns, Passing, Opponent, Game**

6 @ N.Y. Giants, 12/16/62  
 5 Four times, last @ Cleveland, 11/2/69

**SACKS**
**TOTAL SACKS**
**Most Sacks, Season**

62 1985  
 60 1966  
 58 1978

**Most Sacks, Opponent, Season**

68 1964  
 60 1986  
 55 1965  
 55 1966

**Fewest Sacks, Season**

20 1960, 1963  
 21 1961  
 23 1991\*

**Fewest Sacks, Opponent, Season**

18 1995  
 19 1996, 1998  
 20 1994

**Most Sacks, Game**

12 @ Pittsburgh, 11/20/66  
 12 @ Houston, 9/29/85  
 11 @ Detroit, 10/6/75  
 11 @ N.Y. Jets, 10/4/87

**Most Sacks, Opponent, Game**

11 @ San Diego, 11/16/86  
 11 vs. Philadelphia, 9/15/91  
 10 vs. New England, 11/22/84

**Most Sacks, Both Teams, Game**

17 @ Pittsburgh, 11/20/66  
 15 @ San Diego, 11/16/86  
 14 Four times, last @ Houston, 9/29/85

**Games With No Sacks Allowed, Season**

8 1994  
 6 1995  
 5 Five times, last 1998

**SACK YARDAGE**
**Most Sack Yardage, Season**

459 1985  
 452 1969  
 442 1978

**Most Sack Yardage, Opponent, Season**

503 1964  
 498 1986  
 403 1987

**Fewest Sack Yardage, Season**

151 1991  
 161 1963  
 175 1960

**Fewest Sack Yardage, Opponent, Season**

93 1994  
 110 1998  
 112 1992

**Most Sack Yardage, Game**

84 vs. Detroit, 10/6/75  
 84 @ Houston, 11/24/74  
 82 @ Houston, 9/29/85

**Most Sack Yardage, Opponent, Game**

93 @ San Diego, 11/16/86  
 77 vs. San Francisco, 11/23/72  
 71 @ Atlanta, 9/15/74

**INTERCEPTIONS**
**TOTAL INTERCEPTIONS**
**Most Interceptions, Season**

37 1981  
 33 1985  
 29 1967

**Most Interceptions, Opponent, Season**

33 1960  
 28 1967  
 27 1961, 1988, 1989

**Fewest Interceptions, Season**

7 1989, 1997  
 10 1988  
 11 1990

**Fewest Interceptions, Opponent, Season**

6 1993  
 8 1998  
 10 1977, 1995

**Most Interceptions, Game**

7 @ Philadelphia, 9/26/71  
 6 vs. Washington, 9/9/85  
 5 Seven times, last vs. Miami, 11/25/99

**Most Interceptions, Opponent, Game**

5 Six times, last @ N.Y. Giants, 10/15/00

**YARDS GAINED**
**Most Yards, Season**

549 1963  
 523 1980  
 482 1981

**Most Yards, Opponent, Season**

566 1961  
 437 1963  
 396 1989

**Fewest Yards, Season**

37 1989  
 67 1988  
 100 1960

**Fewest Yards, Opponent, Season**

47 1993  
 93 1974  
 100 1999

**Most Yards, Game**

183 vs. Washington, 11/3/63  
 154 vs. Atlanta, 9/20/99  
 150 @ Philadelphia, 9/26/71

**Most Yards, Opponent, Game**

138 vs. N.Y. Giants, 10/15/61  
 129 @ Minnesota, 10/18/70  
 127 @ Cleveland, 10/23/66

**TOUCHDOWNS**
**Most Touchdowns By Interceptions, Season**

4 1965, 1995, 1999  
 3 Six times, last 1994

**Most Touchdowns By Interceptions, Opponent, Season**

6 1961  
 5 1963  
 4 1964, 1984, 1990



**PUNTING****TOTAL PUNTS****Most Punts, Season**

108 1984  
87 1986  
86 1997

**Most Punts, Opponent, Season**

108 1978  
103 1977  
99 1984

**Fewest Punts, Season**

51 1972  
55 1995\*  
56 1971, 1993

**Fewest Punts, Opponent, Season**

43 1961  
50 1960  
52 1963  
55 1995\*

**Most Punts, Game**

11 vs. Green Bay, 9/23/84  
10 Eight times, last @ Tennessee, 12/25/00

**Most Punts, Opponent, Game**

11 @ Rams, 9/30/62  
11 @ Atlanta, 9/15/74  
11 vs. Buffalo, 11/15/76  
11 vs. New England, 11/22/84  
10 Many times, last @ N.Y. Giants, 9/21/98

**Most Punts, Both Teams, Game**

21 vs. Buffalo, 11/15/76  
21 vs. New England, 11/22/84  
20 vs. Green Bay, 9/23/84

**Fewest Punts, Game**

0 vs. Cleveland, 12/3/61  
0 vs. Detroit, 9/15/68  
0 vs. Baltimore, 9/4/78  
0 vs. Cincinnati, 11/12/00

**Fewest Punts, Opponent, Game**

0 vs. Philadelphia, 10/22/61  
0 vs. N.Y. Giants, 9/29/91  
1 12 times, last vs. San Francisco, 9/24/00

**Fewest Punts, Both Teams, Game**

1 vs. Cleveland, 12/3/61  
2 vs. Philadelphia, 10/22/61  
3 Seven times, last vs. Cincinnati, 11/12/00

**Consecutive Punts, No Blocks**

611 1989-98  
396 1961-66  
382 1978-83

**Consecutive Punts, No Blocks, Opponent**

591 1977-84  
582 1992-99  
330 1960-65

**AVERAGE YARDAGE****Highest Average Distance, Punting, Season**

45.4 1962  
44.2 1963  
43.3 1969

**Highest Average Distance, Punting, Opponent, Season**

46.1 1996  
45.5 1961  
43.6 1997

**Highest Avg. Distance, Punting, Game (4 punts)**

55.3 vs. Chicago, 9/28/97  
53.4 vs. New Orleans, 11/3/68  
53.3 vs. Washington, 10/24/99

**Highest Average Distance, Punting, Opponent, Game (4 punts)**

54.4 @ Miami, 10/27/96  
54.3 @ Cleveland, 10/17/65  
54.0 vs. N.Y. Giants, 10/5/80

**PUNT RETURNS****TOTAL RETURNS****Most Punt Returns, Season**

63 1978  
62 1974  
61 1977

**Most Punt Returns, Opponent, Season**

55 1984  
53 1983  
45 1987

**Fewest Punt Returns, Season**

18 1962  
23 1963, 1995\*

**Fewest Punt Returns, Opponent, Season**

15 1972  
17 1961  
18 1960  
22 1995\*

**Most Punt Returns, Game**

9 vs. Buffalo, 11/15/76  
8 vs. Cleveland, 11/25/82  
8 @ Houston, 12/13/82

**Most Punt Returns, Opponent, Game**

8 vs. N.Y. Giants, 11/4/84  
7 Five times, last vs. Phoenix, 10/30/88

**YARDS GAINED****Most Yards, Punt Returns, Season**

573 1974  
556 1980  
550 1992

**Most Yards, Punt Returns, Opponent, Season**

588 1983  
459 1999  
438 1990

**Fewest Yards, Punt Returns, Season**

81 1962  
103 1961  
134 1972  
197 1989\*

**Fewest Yards, Punt Returns, Opponent, Season**

41 1972  
52 1964  
83 1960  
169 1993\*

**Most Yards, Punt Returns, Game**

126 vs. Green Bay, 11/29/64  
124 @ Philadelphia, 12/15/91  
122 vs. Pittsburgh, 12/8/68

**Most Yards, Punt Returns, Opponent, Game**

123 @ N.Y. Giants, 10/18/99  
112 @ St. Louis, 10/13/74  
109 vs. St. Louis, 11/16/70

**TOUCHDOWNS****Most Touchdowns, Punt Returns, Season**

2 1968, 1992, 1993, 1998, 2000  
1 Nine times, last 1999

**Most Touchdowns, Punt Returns, Opp., Season**

1 Ten times, last 1999

**KICKOFF RETURNS****TOTAL RETURNS****Most Kickoff Returns, Season**

77 1989  
70 1983  
69 1988, 2000

**Most Kickoff Returns, Opponent, Season**

85 1995  
82 1994  
78 1983

**Fewest Kickoff Returns, Season**

33 1973  
36 1969, 1993\*

**Fewest Kickoff Returns, Opponent, Season**

32 1960  
43 1961  
46 1989\*

**Most Kickoff Returns, Game**

9 @ Minnesota, 10/18/70  
8 Five times, last vs. Minnesota, 11/13/88

**Most Kickoff Returns, Opponent, Game**

10 vs. Detroit, 9/15/68  
9 Five times, last vs. New England, 10/24/71

**YARDS GAINED****Most Yards, Kickoff Returns, Season**

1,709 1989  
1,520 1997  
1,456 2000

**Most Yards, Kickoff Returns, Opponent, Season**

1,806 1983  
1,709 1978, 1994

**Fewest Yards, Kickoff Returns, Season**

699 1992  
718 1969  
725 1973

**Fewest Yards, Kickoff Returns, Opponent, Season**

811 1960  
853 1989\*  
948 1961

**Most Yards, Kickoff Returns, Game**

260 vs. San Francisco, 11/7/65  
235 vs. Atlanta, 10/20/96  
208 vs. Minnesota, 11/13/88

**Most Yards, Kickoff Returns, Opponent, Game**

261 @ Philadelphia, 11/6/66  
258 vs. Green Bay, 10/3/93  
219 vs. Baltimore, 9/4/78

**TOUCHDOWNS****Most Touchdowns, Kickoff Returns, Season**

2 1971  
1 Nine times, last 1994

**Most Touchdowns, Kickoff Returns, Opponent, Season**

3 1966  
1 Six times, last 1993

**FUMBLES****TOTAL FUMBLES****Most Fumbles, Season**

46 1961  
45 1981  
44 1986

**Most Fumbles, Opponent, Season**

44 1973  
43 1975, 1981

**Fewest Fumbles, Season**

16 1992  
18 1998  
21 1960, 1968

**Fewest Fumbles, Opponent, Season**

15 1994  
16 1995  
20 1979

**Most Fumbles, Game**

8 @ Tennessee, 12/25/00  
7 vs. N.Y. Giants, 10/11/71  
6 Five times, last vs. St. Louis, 10/26/86

**Most Fumbles, Opponent, Game**

7 @ Washington, 11/28/65  
7 vs. Kansas City, 11/10/75  
6 Five times, last @ Arizona, 9/9/97

**FUMBLES LOST****Most Fumbles Lost, Season**

21 1961, 1971, 1979

**Most Fumbles Lost, Opponent, Season**

25 1971  
23 1973  
21 1983

**Fewest Fumbles Lost, Season**

7 1996  
9 1990, 1992  
10 1966, 1994, 1999

**Fewest Fumbles Lost, Opponent, Season**

6 1995  
9 1988, 1994, 1999, 2000

**Most Fumbles Lost, Game**

5 @ New Orleans, 11/3/68  
5 vs. N.Y. Giants, 10/11/71  
5 vs. Kansas City, 11/10/75

**Most Fumbles Lost, Opponent, Game**

5 Four times, last vs. Raiders, 10/23/83

**Most Consecutive Games Without Losing Fumble**

7 1998  
5 1997  
4 1991, 1992, 1994, 1996

**PENALTIES****TOTAL PENALTIES****Most Penalties, Season**

141 1988  
136 1999  
131 1987

**Most Penalties, Opponent, Season**

120 1998  
112 1995  
108 1985, 2000

**Fewest Penalties, Season**

47 1961  
62 1960, 1962  
74 1991\*

**Fewest Penalties, Opponent, Season**

38 1961  
50 1965  
52 1963, 1973  
70 1979\*

**Most Penalties, Game**

17 @ Cleveland, 12/4/88  
16 @ N.Y. Jets, 10/4/87  
16 @ Philadelphia, 10/23/88

**Most Penalties, Opponent, Game**

14 vs. Tampa Bay, 10/9/83  
13 Five times, last vs. Philadelphia, 9/15/97

**Most Penalties, Both Teams, Game**

26 vs. Tampa Bay, 10/9/83  
26 @ N.Y. Jets, 10/4/87  
26 @ Cleveland, 12/4/88  
25 vs. L.A. Rams, 10/18/81

**Fewest Penalties, Game**

0 @ St. Louis, 12/10/61  
0 vs. Washington, 11/23/80  
0 @ Washington, 11/5/89

**Fewest Penalties, Opponent, Game**

0 @ Pittsburgh, 10/21/62  
0 @ Philadelphia, 12/5/65  
1 21 times, last @ Washington, 10/1/95

**YARDS PENALIZED****Most Yards Penalized, Season**

1,196 1999  
1,148 1988  
1,108 1998

**Most Yards Penalized, Opponent, Season**

999 2000  
990 1985  
989 1980

**Fewest Yards Penalized, Season**

427 1961  
600 1960  
610 1991\*

**Fewest Yards Penalized, Opponent, Season**

362 1961  
479 1963  
483 1965  
653 1993\*

**Most Yards Penalized, Game**

161 @ Washington, 11/2/70  
159 vs. Philadelphia, 10/13/68  
152 vs. Minnesota, 11/26/98

**Most Yards Penalized, Opponent, Game**

185 vs. Tampa Bay, 10/9/83  
166 @ St. Louis, 10/9/77  
150 @ N.Y. Jets, 10/4/87

**Most Yards Penalized, Both Teams, Game**

294 vs. Tampa Bay, 10/9/83  
281 @ N.Y. Jets, 10/4/87  
275 @ St. Louis, 10/9/77

**Fewest Yards Penalized, Game**

0 @ St. Louis, 12/10/61  
0 vs. Washington, 11/23/80  
0 @ Washington, 11/5/89

**Fewest Yards Penalized, Opponent, Game**

0 @ Pittsburgh, 10/21/62  
0 @ Philadelphia, 12/5/65  
3 vs. Detroit, 9/15/68



**BLOCKED KICKS****BLOCKS**

(Extra Points, Field Goals and Punts)

**Most, Season**

- 14 1965
- 7 1968
- 6 1963, 1973
- 5 1978, 1986

**Most, Season, Opponent**

- 7 1973
- 6 1960
- 4 1965, 1977, 1989

**Most, Game**

- 3 @ Pittsburgh, 10/31/65
- 2 11 times, last vs. Detroit, 9/19/94

**Most, Game, Opponent**

- 3 @ Washington, 10/8/73
- 2 Eight times, last @ St. Louis, 11/11/84

**BLOCKED EXTRA POINTS****Most, Season**

- 4 1965
- 2 1963, 1968, 1979\*

**Most, Season, Opponent**

- 2 1960, 1979
- 1 Six times, last 1992

**Most, Game**

- 2 @ Pittsburgh, 10/31/65
- 1 Many times, last vs. Carolina, 10/11/98

**Most, Game, Opponent**

- 2 vs. Philadelphia, 9/30/60
- 2 @ Minnesota, 10/7/79
- 1 Six times, last @ Phoenix, 11/22/92

**BLOCKED FIELD GOALS****Most, Season**

- 9 1965
- 5 1968
- 4 1963, 1969, 1973, 1978

**Most, Season, Opponent**

- 5 1973
- 4 1960
- 3 1965, 1991

**Most, Game**

- 2 Five times, last vs. Detroit, 9/19/94

**Most, Game, Opponent**

- 2 Five times, last @ St. Louis, 11/11/84

**BLOCKED PUNTS****Most, Season**

- 4 1976
- 3 1991
- 2 1973, 1977, 1990, 1992

**Most, Season, Opponent**

- 2 1973, 1976, 1989

**Most, Game**

- 2 vs. N.Y. Giants, 10/21/73
- 2 @ Houston, 11/10/91
- 1 Many times, last @ Indianapolis, 10/31/99

**Most, Game, Opponent**

- 1 Many times, last @ Kansas City, 10/13/98

\*16-game record

## Cowboys Longest Plays

**LONG RUNS FROM SCRIMMAGE**

- 99 - Tony Dorsett @ Minnesota, Jan. 3, 1983 (TD).
- 84 - Tony Dorsett vs. Philadelphia, Dec. 4, 1977 (TD).**
- 84 - Herschel Walker vs. Philadelphia, Dec. 14, 1986 (TD).
- 77 - Tony Dorsett @ St. Louis, Oct. 9, 1977 (TD).**
- 77 - Tony Dorsett @ Washington, Sept. 5, 1983.
- 75 - Tony Dorsett @ New England, Sept. 21, 1981 (TD).
- 75 - Emmitt Smith vs. Washington, Sept. 9, 1991 (TD).
- 73 - Amos Bullocks vs. Chicago, Nov. 18, 1962 (TD).**
- 71 - Amos Marsh vs. N.Y. Giants, Oct. 15, 1961.**
- 70 - Amos Marsh @ Washington, Nov. 4, 1962.
- 68 - Les Shy vs. Philadelphia, Oct. 9, 1966.**
- 68 - Emmitt Smith vs. N.Y. Giants, Nov. 26, 1992 (TD).
- 67 - Dan Reeves vs. Washington, Dec. 11, 1966 (TD).
- 64 - Jim Stiger @ Washington, Nov. 22, 1964.
- 63 - Tony Dorsett vs. New Orleans, Nov. 19, 1978.
- 63 - Paul Palmer @ Kansas City, Oct. 22, 1989 (TD).
- 63 - Emmitt Smith @ Minnesota, Nov. 8, 1999 (TD).
- 62 - Kelvin Edwards vs. Philadelphia, Oct. 11, 1987 (TD).
- 62 - Emmitt Smith @ Philadelphia, Oct. 31, 1993 (TD).
- 60 - Tony Dorsett vs. Atlanta, Oct. 27, 1985 (TD).
- 60 - Herschel Walker @ New England, Nov. 15, 1987 (TD).
- 60 - Emmitt Smith @ Phoenix, Sept. 22, 1991 (TD).
- 60 - Emmitt Smith @ N.Y. Giants, Sept. 4, 1995 (TD).

**LONG FORWARD PASSES**

- 95 - Don Meredith to Bob Hayes @ Washington, Nov. 13, 1966 (TD).
- 91 - Roger Staubach to Tony Dorsett vs. Baltimore, Sept. 4, 1978 (TD).
- 90 - Troy Aikman to Alvin Harper @ San Francisco, Nov. 13, 1994.
- 90 - Troy Aikman to Jason Tucker vs. N.Y. Giants, Jan. 2, 2000 (TD).
- 89 - Craig Morton to Bob Hayes @ Kansas City, Oct. 25, 1970 (TD).
- 87 - Troy Aikman to Michael Irvin vs. Phoenix, Sept. 20, 1992 (TD).
- 86 - Craig Morton to Lance Rentzel vs. Philadelphia, Nov. 1, 1970 (TD).
- 86 - Bernie Kosar to Emmitt Smith vs. Phoenix, Nov. 14, 1993.
- 85 - Eddie LeBaron to Amos Marsh @ L.A. Rams, Sept. 30, 1962 (TD).
- 85 - Roger Staubach to Bob Hayes @ N.Y. Giants, Dec. 12, 1971 (TD).

Bold denotes rookie



## LONG PUNTS

- 84 - Ron Widby @ New Orleans, Nov. 3, 1968.
- 75 - Sam Baker @ L.A. Rams, Sept. 30, 1962.
- 75 - Billy Lothridge vs. N.Y. Giants, Oct. 11, 1964.**
- 73 - Danny White vs. L.A. Rams, Oct. 14, 1979.
- 72 - Toby Gowin vs. Chicago, Sept. 28, 1997.**
- 71 - Sam Baker @ N.Y. Giants, Dec. 16, 1962.
- 71 - Billy Lothridge vs. St. Louis, Sept. 12, 1964.**
- 67 - Dave Sherer @ St. Louis, Oct. 23, 1960.
- 65 - Toby Gowin @ Chicago, Oct. 18, 1998.
- 64 - Sam Baker vs. N.Y. Giants, Dec. 1, 1963.
- 64 - Mike Saxon vs. Atlanta, Dec. 22, 1991.
- 64 - Toby Gowin @ N.Y. Giants, Oct. 18, 1999

## LONG PUNT RETURNS

- 98 - Dennis Morgan @ St. Louis, Oct. 13, 1974 (TD).**
- 90 - Bob Hayes vs. Pittsburgh, Dec. 8, 1968 (TD).
- 85 - Kelvin Martin @ Philadelphia, Dec. 15, 1991 (TD).
- 83 - Kevin Williams vs. Washington, Nov. 20, 1994 (TD).
- 83 - Deion Sanders vs. Chicago, Sept. 28, 1997 (TD).
- 79 - Kelvin Martin vs. Washington, Sept. 7, 1992 (TD).
- 76 - Deion Sanders @ Indianapolis, Oct. 31, 1999.
- 74 - Kelvin Martin vs. L.A. Rams, Nov. 15, 1992 (TD).
- 70 - Deion Sanders vs. Washington, Oct. 24, 1999 (TD).
- 69 - Bob Hayes vs. St. Louis, Nov. 23, 1967 (TD).
- 69 - Mel Renfro vs. Green Bay, Nov. 29, 1964 (TD).**
- 69 - Deion Sanders @ Philadelphia, Nov. 2, 1998 (TD).

## LONG KICKOFF RETURNS

- 102 - Alexander Wright vs. Atlanta, Dec. 22, 1991 (TD).
- 101 - Amos Marsh vs. Philadelphia, Oct. 14, 1962 (TD).
- 101 - Ike Thomas vs. N.Y. Jets, Dec. 4, 1971 (TD).**
- 100 - Mel Renfro vs. San Francisco, Nov. 7, 1965 (TD).
- 100 - Mark Washington @ Washington, Nov. 22, 1970 (TD).**
- 97 - Thomas Henderson vs. St. Louis, Sept. 28, 1975 (TD).**
- 97 - James Dixon @ Kansas City, Oct. 22, 1989 (TD).**
- 90 - James Dixon @ Green Bay, Oct. 8, 1989.**
- 90 - Alexander Wright vs. N.Y. Giants, Sept. 16, 1990 (TD).**
- 90 - Jason Tucker @ N.Y. Giants, Oct. 15, 2000.

## LONG INTERCEPTION RETURNS

- 100 - Mike Gaechter vs. Philadelphia, Oct. 14, 1962 (TD).**
- 96 - Dennis Thurman @ Washington, Sept. 6, 1981.
- 95 - George Teague vs. Green Bay, Nov. 14, 1999 (TD).
- 94 - Darren Woodson @ Philadelphia, Dec. 4, 1994 (TD).
- 90 - Mel Renfro @ St. Louis, Oct. 4, 1965 (TD).
- 87 - Greg Ellis vs. Atlanta, Sept. 20, 1999 (TD).
- 86 - Mike Gaechter vs. Washington, Nov. 3, 1963.
- 79 - Thomas Henderson vs. Tampa Bay, Oct. 2, 1977 (TD).
- 78 - Dennis Thurman @ St. Louis, Nov. 2, 1980 (TD).
- 74 - Jim Ridlon @ N.Y. Giants, Nov. 8, 1964 (TD).

## LONG FUMBLE RETURNS

- 98 - Greg Ellis vs. Arizona, Oct. 3, 1999 (TD).
- 97 - Chuck Howley @ Atlanta, Oct. 2, 1966 (TD).
- 86 - Michael Downs @ Houston, Dec. 13, 1982 (TD).
- 84 - Don Bishop vs. St. Louis, Oct. 28, 1962 (TD).
- 77 - Jim Jeffcoat vs. Washington, Sept. 24, 1989 (TD).
- 72 - Benny Barnes @ San Francisco, Oct. 11, 1981 (TD).
- 63 - Jim Ridlon vs. Philadelphia, Dec. 6, 1964 (TD).
- 58 - Chuck Howley vs. San Francisco, Nov. 7, 1965.
- 54 - Mike Montgomery vs. Detroit, Oct. 30, 1972 (TD).
- 42 - Bob Lilly @ St. Louis, Dec. 15, 1963 (TD).

## LONG RETURNS OF FIELD GOAL ATTEMPTS

- 94 - Jerry Norton @ St. Louis, Dec. 9, 1962 (TD).
- 62 - Ron Fellows vs. New Orleans, Sept. 25, 1983 (TD).
- 60 - Mike Gaechter @ Washington, Nov. 28, 1965 (TD).
- 60 - Obert Logan @ N.Y. Giants, Dec. 19, 1965 (TD).**
- 51 - Bernard Ford @ Philadelphia, Dec. 10, 1989.

Bold denotes rookie





## Cowboys Big Days

## RUSHING

1.	237	-	Emmitt Smith @ Philadelphia, Oct. 31, 1993 (30 carries).
2.	206	-	<b>Tony Dorsett vs. Philadelphia, Dec. 4, 1977 (23 carries).</b>
3.	183	-	Tony Dorsett @ N.Y. Giants, Nov. 9, 1980 (24 carries).
4.	182	-	Emmitt Smith @ Phoenix, Sept. 22, 1991 (23 carries).
5.	175	-	Tony Dorsett @ Baltimore, Dec. 6, 1981 (30 carries).
6.	174	-	Emmitt Smith @ Atlanta, Dec. 21, 1992 (24 carries).
7.	173	-	Herschel Walker @ New England, Nov. 15, 1987 (28 carries).
8.	172	-	Emmitt Smith vs. Philadelphia, Dec. 6, 1993 (23 carries).
9.	171	-	Emmitt Smith @ Pittsburgh, Sept. 4, 1994 (31 carries).
10.	168	-	Emmitt Smith @ N.Y. Giants, Jan. 2, 1994 (32 carries).
11.	167	-	Emmitt Smith @ Atlanta, Oct. 29, 1995 (26 carries).
12.	163	-	Emmitt Smith vs. Philadelphia, Nov. 1, 1992 (30 carries).
	163	-	Emmitt Smith vs. N.Y. Giants, Nov. 7, 1994 (35 carries).
	163	-	Emmitt Smith @ N.Y. Giants, Sept. 4, 1995 (21 carries).
	163	-	Emmitt Smith vs. N.Y. Giants, Nov. 8, 1998 (29 carries).
16.	162	-	Tony Dorsett @ New England, Sept. 21, 1981 (19 carries).
17.	160	-	Emmitt Smith vs. Atlanta, Dec. 22, 1991 (32 carries).
18.	159	-	Tony Dorsett vs. L.A. Rams, Oct. 18, 1981 (27 carries).
	159	-	Tony Dorsett @ Houston, Sept. 29, 1985 (23 carries).
20.	158	-	Emmitt Smith vs. Philadelphia, Nov. 6, 1995 (27 carries).
21.	155	-	Emmitt Smith vs. Washington, Nov. 28, 1996 (29 carries).
22.	154	-	Tony Dorsett vs. St. Louis, Sept. 24, 1978 (21 carries).
23.	153	-	Calvin Hill vs. San Francisco, Nov. 10, 1974 (32 carries).
	153	-	Tony Dorsett @ Minnesota, Jan. 3, 1983 (16 carries).
	153	-	Emmitt Smith vs. Washington, Dec. 26, 1993 (21 carries).
26.	152	-	Tony Dorsett vs. New Orleans, Nov. 19, 1978 (25 carries).
	152	-	Emmitt Smith @ L.A. Raiders, Oct. 25, 1992 (29 carries).
28.	151	-	Tony Dorsett @ Washington, Sept. 5, 1983 (14 carries).
29.	150	-	Calvin Hill @ Washington, Nov. 16, 1969 (27 carries).
	150	-	Emmitt Smith @ Minnesota, Sept. 17, 1995 (20 carries).
	150	-	Emmitt Smith vs. Washington, Dec. 10, 2000 (23 carries).
32.	149	-	Tony Dorsett @ Green Bay, Nov. 12, 1978 (23 carries).
	149	-	Herschel Walker @ Phoenix, Sept. 12, 1988 (29 carries).
34.	147	-	Tony Dorsett vs. Baltimore, Sept. 4, 1978 (15 carries).
35.	145	-	Tony Dorsett @ Minnesota, Oct. 7, 1979 (21 carries).

## 100-YARD RUSHING GAMES - CAREER

	100-YARD GAMES	TEAM RECORD	PCT.
Emmitt Smith	70	53-17	.757
Tony Dorsett	43	39-4	.907
Calvin Hill	16	14-2	.875
Don Perkins	10	5-4-1	.550
Herschel Walker	9	5-4	.556
Duane Thomas	6	6-0	1.000
Robert Newhouse	5	5-0	1.000
Walt Garrison	2	2-0	1.000
Scott Laidlaw	2	2-0	1.000
Amos Marsh	2	2-0	1.000
Dan Reeves	2	1-1	.500
Paul Palmer	1	1-0	1.000
Chris Warren	1	1-0	1.000
Preston Pearson	1	0-1	.000
Total	170	136-33-1	803

## RECEIVING

1.	246	-	Bob Hayes @ Washington, Nov. 13, 1966 (9 catches).
2.	241	-	Frank Clarke vs. Washington, Sept. 16, 1962 (10 catches).
3.	223	-	Lance Rentzel vs. Washington, Nov. 19, 1967 (13 catches).
4.	213	-	Tony Hill vs. Philadelphia, Nov. 12, 1979 (7 catches).
5.	210	-	Michael Irvin vs. Phoenix, Sept. 20, 1992 (8 catches).
6.	203	-	<b>James Dixon @ Phoenix, Nov. 12, 1989 (6 catches).</b>
	203	-	Kevin Williams @ Arizona, Dec. 25, 1995 (9 catches).
8.	198	-	Michael Irvin @ Arizona, Dec. 8, 1996 (8 catches).
9.	195	-	Bob Hayes vs. N.Y. Giants, Sept. 18, 1966 (6 catches).
10.	190	-	Frank Clarke @ San Francisco, Nov. 10, 1963 (8 catches).
11.	188	-	Drew Pearson @ Detroit, Oct. 6, 1975 (6 catches).
12.	187	-	Bob Hayes vs. Houston, Dec. 20, 1970 (6 catches).
13.	186	-	Michael Irvin @ Miami, Oct. 27, 1996 (12 catches).
14.	181	-	Bob Hayes vs. Baltimore, Dec. 13, 1969 (5 catches).
	181	-	Tony Hill @ Detroit, Sept. 15, 1985 (11 catches).
16.	177	-	<b>Bob Hayes vs. Philadelphia, Oct. 10, 1965 (8 catches).</b>
17.	170	-	Bob Hayes @ Pittsburgh, Oct. 22, 1967 (7 catches).
	170	-	Herschel Walker vs. Philadelphia, Dec. 14, 1986 (9 catches).
19.	169	-	Michael Irvin vs. Atlanta, Dec. 22, 1991 (10 catches).
20.	168	-	Frank Clarke @ N.Y. Giants, Oct. 20, 1963 (4 catches).
	168	-	Michael Irvin vs. L.A. Rams, Nov. 15, 1992 (8 catches).
	168	-	Michael Irvin vs. San Francisco, Oct. 17, 1993 (12 catches).



## 100-YARD RECEIVING GAMES - CAREER

	100-YARD GAMES	TEAM RECORD	PCT.
Michael Irvin .....	47	36-11	.766
Tony Hill .....	26	17-9	.654
Bob Hayes .....	21	16-5	.762
Drew Pearson .....	19	11-8	.579
Lance Rentzel .....	12	10-2	.833
Frank Clarke .....	12	4-6-2	.417
Alvin Harper .....	6	4-2	.667
Bill Howton .....	5	1-4	.200
Doug Cosbie .....	4	2-2	.500
Mike Renfro .....	4	2-2	.500
Jay Novacek .....	4	1-3	.250
Raghib Ismail .....	3	3-0	1.000
Ray Alexander .....	3	1-2	.333
James McKnight .....	3	1-2	.333
Herschel Walker .....	3	1-2	.333
Doug Donley .....	2	2-0	1.000
Billy Joe DuPree .....	2	2-0	1.000
Preston Pearson .....	2	2-0	1.000
Dan Reeves .....	2	2-0	1.000
Ron Sellers .....	2	2-0	1.000
Mike Sherrard .....	2	2-0	1.000
Emmitt Smith .....	2	2-0	1.000
Kelvin Edwards .....	2	1-1	.500
Lee Folkins .....	2	1-1	.500
Jason Tucker .....	2	1-1	.500
Jim Doran .....	2	0-2	.000
Cornell Burbage .....	1	1-0	1.000
Buddy Dial .....	1	1-0	1.000
Tony Dorsett .....	1	1-0	1.000
Ernie Mills .....	1	1-0	1.000
Ron Springs .....	1	1-0	1.000
Kevin Williams .....	1	1-0	1.000
Tommy McDonald .....	1	0-0-1	.500
James Dixon .....	1	0-1	.000
Butch Johnson .....	1	0-1	.000
Karl Powe .....	1	0-1	.000
Total .....	204	134-67-3	.664

## PASSING

1.	460	-	Don Meredith @ San Francisco, Nov. 10, 1963 (30 of 48).
2.	455	-	Troy Aikman vs. Minnesota, Nov. 26, 1998 (34 of 57).
3.	406	-	Don Meredith @ Washington, Nov. 13, 1966 (21 of 29).
4.	394	-	Don Meredith vs. Philadelphia, Oct. 9, 1966 (19 of 26).
5.	389	-	Gary Hogeboom @ San Francisco, Dec. 22, 1985 (28 of 49).
6.	<b>379</b>	-	<b>Troy Aikman @ Phoenix, Nov. 12, 1989 (21 of 40).</b>
7.	377	-	Danny White vs. Tampa Bay, Oct. 9, 1983 (29 of 44).
8.	363	-	Troy Aikman @ Miami, Oct. 27, 1996 (33 of 41).
9.	362	-	Danny White vs. Atlanta, Oct. 27, 1985 (27 of 47).
	362	-	Troy Aikman @ Washington, Sept. 12, 1999 (28 of 49).
11.	359	-	Danny White @ Washington, Dec. 13, 1987 (27 of 49).
12.	358	-	Don Meredith vs. N.Y. Giants, Sept. 18, 1966 (14 of 24).
13.	356	-	Troy Aikman vs. Tennessee, Nov. 27, 1997 (27 of 42).
14.	354	-	Danny White vs. Miami, Oct. 25, 1981 (22 of 32).
15.	350	-	Troy Aikman @ Arizona, Dec. 25, 1995 (21 of 32).
16.	349	-	Craig Morton vs. Houston, Dec. 20, 1970 (13 of 17).
17.	347	-	Danny White vs. Pittsburgh, Sept. 13, 1982 (25 of 36).
18.	345	-	Eddie LeBaron vs. Pittsburgh, Sept. 24, 1960 (15 of 28).
19.	343	-	Gary Hogeboom @ L.A. Rams, Sept. 3, 1984 (33 of 47).
20.	342	-	Danny White @ N.Y. Giants, Oct. 6, 1985 (31 of 46).
	342	-	Steve Pelluer @ Philadelphia, Oct. 23, 1988 (32 of 46).

## 300-YARD PASSING GAMES - CAREER

	300-YARD GAMES	TEAM RECORD	PCT.
Troy Aikman .....	13	7-6	.538
Danny White .....	10	5-5	.500
Don Meredith .....	7	6-1	.857
Roger Staubach .....	5	3-2	.600
Steve Pelluer .....	4	2-2	.500
Gary Hogeboom .....	3	2-1	.667
Jason Garrett .....	1	1-0	1.000
Eddie LeBaron .....	1	0-1	.000
Craig Morton .....	1	1-0	1.000
Total .....	45	27-18	.600

Bold denotes rookie





## The Last Time ...

**400 YARDS TOTAL OFFENSE****By Cowboys** - 405, vs. Minnesota, 11/23/00

Playoffs - 438, vs. Minnesota, 12/28/96

**By Opponents** - 479, @ Baltimore, 11/19/00

Playoffs - 415, @ San Francisco, 1/17/93

**500 YARDS TOTAL OFFENSE****By Cowboys** - 541, @ Washington, 9/12/99

Playoffs - 528, vs. L.A. Rams, 12/28/80

**By Opponents** - 504, @ Washington, 9/12/99

Playoffs - Has never happened

**300 YARDS PASSING IN A GAME BY A PLAYER****By Cowboys** - Troy Aikman, 308, vs. Cincinnati, 11/12/00

Playoffs - Troy Aikman, 380, @ San Francisco, 1/15/95

**By Opponents** - Kerry Collins, 314, vs. N.Y. Giants, 1/2/00

Playoffs - Brett Favre, 307, Green Bay, 1/14/96

**400 YARDS PASSING IN A GAME BY A PLAYER****By Cowboys** - Troy Aikman, 455, vs. Minnesota, 11/26/98

Playoffs - Has never happened

**By Opponents** - Jake Plummer, 465, @ Arizona, 11/15/98

Playoffs - Has never happened

**4 TOUCHDOWN PASSES IN A GAME BY A PLAYER****By Cowboys** - Troy Aikman, (5 TDs), @ Washington, 9/12/99

Playoffs - Troy Aikman, vs. Buffalo, 1/31/93

**By Opponents** - Jeff Garcia, vs. San Francisco, 9/24/00

Playoffs - Terry Bradshaw, Pittsburgh, 1/21/79

**100 YARDS RUSHING IN A GAME BY A PLAYER****By Cowboys** - Emmitt Smith, 150, vs. Washington, 12/10/00

Playoffs - Emmitt Smith, 116, vs. Minnesota, 12/28/96

**By Opponents** - Warrick Dunn, 210, @ Tampa Bay, 12/3/00

Playoffs - Robert Smith, 140, @ Minnesota, 1/9/00

**200 YARDS RUSHING IN A GAME BY A PLAYER****By Cowboys** - Emmitt Smith, 237, @ Philadelphia, 10/31/93

Playoffs - Has never happened

**By Opponents** - Warrick Dunn, 210, @ Tampa Bay, 12/3/00

Playoffs - Eric Dickerson, 248, @ L.A. Rams, 1/4/86

**TWO 100 YARD RUSHERS IN A GAME****By Cowboys** - Emmitt Smith, 122, and Chris Warren, 104, @ Washington, 10/4/98

Playoffs - Has never happened

**By Opponents** - Has never happened

Playoffs - Has never happened

**3 TOUCHDOWNS RUSHING IN A GAME BY A PLAYER****By Cowboys** - Emmitt Smith (2, 1, 4), vs. Minnesota, 11/26/98

Playoffs - Emmitt Smith (1, 5, 16), vs. Green Bay, 1/14/96

**By Opponents** - Terrell Davis (63, 59, 3), @ Denver, 9/13/98

Playoffs - Larry Schreiber (1, 1, 1), @ San Francisco, 12/23/72

**100 YARDS RECEIVING IN A GAME BY A PLAYER****By Cowboys** - James McKnight, 164, vs. Cincinnati, 11/12/00

Playoffs - Raghbi Ismail, 163, @ Minnesota, 1/9/00

**By Opponents** - Randy Moss, 144, vs. Minnesota, 11/23/00

Playoffs - Randy Moss, 127, @ Minnesota, 1/9/00

**TWO 100 YARD RECEIVERS IN A GAME****By Cowboys** - Raghbi Ismail, 149, and Michael Irvin, 122, @ Washington, 9/12/99

Playoffs - Michael Irvin, 111, Alvin Harper, 108, Jay Novacek, 104, vs. Green Bay, 1/8/95

**By Opponents** - Michael Westbrook, 159, Albert Connell, 137, @ Washington, 9/12/99

Playoffs - Has never happened

**3 TOUCHDOWN CATCHES IN A GAME BY A PLAYER****By Cowboys** - Michael Irvin (87, 41, 4), vs. Phoenix, 9/20/92

Playoffs - Preston Pearson (18, 15, 19), @ L.A. Rams, 1/14/76

**By Opponents** - Randy Moss (51, 56, 56), Minnesota, 11/26/98

Playoffs - Has never happened

**100 YARD RUSHER AND 100 YARD RECEIVER IN A GAME****By Cowboys** - Emmitt Smith, 102, and James McKnight, 113, vs. Jacksonville, 10/29/00

Playoffs - Emmitt Smith, 116, and Michael Irvin, 103, vs. Minnesota, 12/28/96

**By Opponents** - Robert Smith, 148, Randy Moss, 144, vs. Minnesota, 11/23/00

Playoffs - Robert Smith, 140, Randy Moss, 127, @ Minnesota, 1/9/00

**100 YARD RUSHER, 100 YARD RECEIVER AND 300 YARD PASSER IN A GAME****By Cowboys** - E. Smith, 109, R. Ismail, 149, and M. Irvin, 122, T. Aikman, 362, @ Washington, 9/12/99

Playoffs - Emmitt Smith, 114, Alvin Harper, 117, Troy Aikman, 322, @ San Francisco, 1/17/93

**By Opponents** - S. Davis, 109, M. Westbrook, 159, and A. Connell, 137, B. Johnson, 382, @ Washington, 9/12/99

Playoffs - Has never happened

**3 TOUCHDOWNS IN A GAME BY A PLAYER****By Cowboys** - Emmitt Smith (3 rushing), vs. Minnesota, 11/26/98

Playoffs - Emmitt Smith (3 rushing), vs. Green Bay, 1/14/96

**By Opponents** - Randy Moss (3 receiving), vs. Minnesota, 11/26/98

Playoffs - Larry Schreiber (3 rushing), @ San Francisco, 12/23/72

**4 TOUCHDOWNS IN A GAME BY A PLAYER****By Cowboys** - Emmitt Smith (4 rushing), @ N.Y. Giants, 9/4/95

Playoffs - Has never happened

**By Opponents** - Sterling Sharpe (4 receiving), vs. Green Bay, 11/24/94

Playoffs - Has never happened



## 2 INTERCEPTIONS IN A GAME BY A PLAYER

**By Cowboys** – Phillippi Sparks, @ Baltimore, 11/19/00

Playoffs – Larry Brown, vs. Pittsburgh, 1/28/96

**By Opponents** – Corey Sawyer, @ Cincinnati, 12/14/97

Playoffs – Aeneas Williams, vs. Arizona, 1/2/99

## PLAY RETURNED FOR A TOUCHDOWN

**By Cowboys** – Wane McGarity, 59 yards, vs. Arizona, 10/22/00

Playoffs – Golden Richards, 63 yards, vs. Minnesota, 12/30/73

**By Opponents** – Tiki Barber, 85 yards, @ N.Y. Giants, 10/18/99

Playoffs – Has never happened

## KICKOFF RETURNED FOR A TOUCHDOWN

**By Cowboys** – Kevin Williams, 87 yards, vs. Arizona, 10/9/94

Playoffs – Has never happened

**By Opponents** – Robert Brooks, 95 yards, Green Bay, 10/3/93

Playoffs – Vic Washington, 97 yards, @ San Francisco, 12/23/72

## INTERCEPTION RETURNED FOR A TOUCHDOWN

**By Cowboys** – Dexter Coakley, 46 yards, vs. Miami, 11/25/99

Playoffs – George Teague, 29 yards, vs. Minnesota, 12/28/96

**By Opponents** – Keith Bulluck, 8 yards, @ Tennessee, 12/25/00

Playoffs – Eric Davis, 44 yards, @ San Francisco, 1/15/95

## FUMBLE RETURNED FOR A TOUCHDOWN

**By Cowboys** – Greg Ellis, 98 yards, vs. Arizona, 10/3/99

Playoffs – James Washington, 46 yards, vs. Buffalo, 1/30/94

**By Opponents** – Henry Ford, 30 yards, @ Tennessee, 12/25/00

Playoffs – Hugh Green, 60 yards, Tampa Bay, 1/9/83

## PUNT BLOCKED

**By Cowboys** – Lemanski Hall, @ Indianapolis, 10/31/99

Playoffs – Darrick Brownlow, @ Chicago, 12/29/91

**By Opponents** – Brian Roche, @ Kansas City, 12/13/98

Playoffs – Bernardo Harris, Green Bay, 1/14/96

## PUNT BLOCKED FOR A TOUCHDOWN

**By Cowboys** – Ken Norton, @ N.Y. Giants, (Robert Williams runs 3 yards), 9/13/92

Playoffs – Has never happened

**By Opponents** – Miles McPherson, @ San Diego, (Derrie Nelson runs 21 yards), 11/13/83

Playoffs – Has never happened

## PUNT BLOCKED FOR A SAFETY

**By Cowboys** – Issiac Holt, vs. Washington, 9/7/92

Playoffs – Has never happened

**By Opponents** – Ron McGovern, @ Kansas City, 10/22/89

Playoffs – Reggie Harrison, Pittsburgh, 1/18/76

## SAFETY SCORED

**By Cowboys** – Ken Walter tackled in end zone by Izell Reese, @ Carolina, 10/1/00

Playoffs – Ball snapped over Rohn Stark's head out of end zone, @ Carolina, 1/5/97

**By Opponents** – Troy Aikman, intentional grounding in end zone, @ New Orleans, 12/6/98

Playoffs – Reggie Harrison, Pitt., blocked Mitch Hoopes punt out of end zone, 1/18/76

## FIELD GOAL BLOCKED

**By Cowboys** – Brandon Noble, vs. N.Y. Giants, 12/17/00

Playoffs – Aaron Mitchell, @ Philadelphia, 1/11/81

**By Opponents** – Marcus Jones, @ Tampa Bay, 12/3/00

Playoffs – Frank Nunley, @ San Francisco, 1/2/72

## BLOCKED FIELD GOAL RETURNED FOR A TOUCHDOWN

**By Cowboys** – Ron Fellows, vs. New Orleans, 62 yards, (blocked by Ed Jones), 9/25/83

Playoffs – Has never happened

**By Opponents** – William White, @ Detroit, 55 yards, (blocked by Marc Spindler), 10/27/91

Playoffs – Has never happened

## PAT KICK MISSED

**By Cowboys** – Chris Boniol, @ Miami, 10/27/96

Playoffs – Lin Elliott, @ San Francisco, 1/17/93

**By Opponents** – John Kasay (blocked), Carolina, 10/11/98

Playoffs – Jan Stenerud, Green Bay, 1/16/83

## PAT KICK BLOCKED

**By Cowboys** – Chad Hennings, vs. Carolina, 10/10/98

Playoffs – Rod Hill, vs. Green Bay, 1/16/83

**By Opponents** – Shawn Patterson, @ Green Bay, 10/8/89

Playoffs – Carl Eller, Minnesota, 1/1/78

## 50 POINTS SCORED IN A GAME

**By Cowboys** – Dallas 51, Seattle 7, 11/27/80

Playoffs – Dallas 52, Buffalo 17, 1/31/93

**By Opponents** – @ Cincinnati 50, Dallas 24, 12/8/85

Playoffs – Has never happened

## 40 POINTS SCORED IN A GAME

**By Cowboys** – Dallas 48, Arizona 7, 10/22/00

Playoffs – Dallas 40, Minnesota 15, 12/28/96

**By Opponents** – vs. San Francisco 41, Dallas 24, 9/24/00

Playoffs – Has never happened

## HELD OPPONENT WITHOUT A TOUCHDOWN

**By Cowboys** – Dallas 23, vs. Cincinnati 6, 11/12/00

Playoffs – Dallas 38, Tampa Bay 0, 1/2/82

**By Opponents** – @ Tennessee 31, Dallas 0, 12/25/00

Playoffs – @ Detroit 38, Dallas 6, 1/5/92

## SHUTOUT SCORED IN A GAME

**By Cowboys** – Dallas 20, vs. Miami 0, 11/25/99

Playoffs – Dallas 38, Tampa Bay 0, 1/2/82

**By Opponents** – @ Tennessee 31, Dallas 0, 12/25/00

Playoffs – @ L.A. Rams 20, Dallas 0, 1/4/86





**The  
Playoff  
Records**



## Dallas Cowboys Playoff History

Date	Game	Opponent	Result	Site
<b>1966 Season (0-1)</b>				
Jan. 1, 1967	Championship Game	Green Bay	L 27-34	Cotton Bowl
<b>1967 Season (1-1)</b>				
Dec. 24	Eastern Championship Game	Cleveland	W 52-14	Cotton Bowl
Dec. 31	Championship Game	Green Bay	L 17-21	Lambeau Field
<b>1968 Season (0-1)</b>				
Dec. 21	Eastern Championship Game	Cleveland	L 20-31	Cleveland Stadium
<b>1969 Season (0-1)</b>				
Dec. 28	Eastern Championship Game	Cleveland	L 14-38	Cotton Bowl
<b>1970 Season (2-1)</b>				
Dec. 26	NFC Divisional Playoff	Detroit	W 5-0	Cotton Bowl
Jan. 3, 1971	NFC Championship Game	San Francisco	W 17-10	Kezar Stadium
Jan. 17, 1971	Super Bowl V	Baltimore	L 13-16	Orange Bowl
<b>1971 Season (3-0)</b>				
Dec. 25	NFC Divisional Playoff	Minnesota	W 20-12	Metropolitan Stadium
Jan. 2, 1972	NFC Championship Game	San Francisco	W 14-3	Texas Stadium
Jan. 16, 1972	Super Bowl VI	Miami	W 24-3	Tulane Stadium
<b>1972 Season (1-1)</b>				
Dec. 23	NFC Divisional Playoff	San Francisco	W 30-28	Candlestick Park
Dec. 31	NFC Championship Game	Washington	L 3-26	RFK Stadium
<b>1973 Season (1-1)</b>				
Dec. 23	NFC Divisional Playoff	Los Angeles	W 27-16	Texas Stadium
Dec. 30	NFC Championship Game	Minnesota	L 10-27	Texas Stadium
<b>1975 Season (2-1)</b>				
Dec. 28	NFC Divisional Playoff	Minnesota	W 17-14	Metropolitan Stadium
Jan. 4, 1976	NFC Championship Game	Los Angeles	W 37-7	Memorial Coliseum
Jan. 18, 1976	Super Bowl X	Pittsburgh	L 17-21	Orange Bowl
<b>1976 Season (0-1)</b>				
Dec. 19	NFC Divisional Playoff	Los Angeles	L 12-14	Texas Stadium
<b>1977 Season (3-0)</b>				
Dec. 26	NFC Divisional Playoff	Chicago	W 37-7	Texas Stadium
Jan. 1, 1978	NFC Championship Game	Minnesota	W 23-6	Texas Stadium
Jan. 15, 1978	Super Bowl XII	Denver	W 27-10	Louisiana Superdome
<b>1978 Season (2-1)</b>				
Dec. 30	NFC Divisional Playoff	Atlanta	W 27-20	Texas Stadium
Jan. 7, 1979	NFC Championship Game	Los Angeles	W 28-0	Memorial Coliseum
Jan. 21, 1979	Super Bowl XIII	Pittsburgh	L 31-35	Orange Bowl
<b>1979 Season (0-1)</b>				
Dec. 30	NFC Divisional Playoff	Los Angeles	L 19-21	Texas Stadium
<b>1980 Season (2-1)</b>				
Dec. 28	NFC Wild Card Game	Los Angeles	W 34-13	Texas Stadium
Jan. 4, 1981	NFC Divisional Playoff	Atlanta	W 30-27	Fulton County Stad.
Jan. 11, 1981	NFC Championship Game	Philadelphia	L 7-20	Veterans Stadium



**SCORING**

Player	G	TD	PAT	2PT	FG	Total
1. Smith, Emmitt (1990-99) .....	17	21	—	—	—	126
2. Septien, Rafael (1978-85) .....	13	—	40	—	18	94
3. Boniol, Chris (1994-96) .....	7	—	24	—	13	63
4. Dorsett, Tony (1977-85) .....	17	10	—	—	—	60
5. Fritsch, Toni (1971-73, 1975) .....	7	—	15	—	12	51
6. Pearson, Drew (1973-83) .....	22	8	—	—	—	48
Irvin, Michael (1988-95) .....	13	8	—	—	—	48
8. Clark, Mike (1968-71, 73) .....	8	—	14	—	9	41
9. Novacek, Jay (1990-95) .....	13	6	—	—	—	36
10. Murray, Eddie (1994, 1999) .....	4	—	12	—	7	33

**FIELD GOALS (Min. 10 Made)**

Player	G	Att.	Made	Pct.	Long
1. Boniol, Chris (1994-96) .....	7	15	13	86.7	51
2. Septien, Rafael (1978-85) .....	15	21	18	85.7	50
Fritsch, Toni (1971-73, 1975) .....	7	14	12	85.7	45

**PUNTING (Min. 25 Punts)**

Player	G	No.	Avg.	Long	Blk
1. Saxon, Mike (1985-92) .....	6	26	43.5	57	1
2. Jett, John (1993-96) .....	10	33	42.9	59	1
3. Widby, Ron (1968-71) .....	8	51	40.1	65	0
4. White, Danny (1976-83) .....	17	84	36.6	53	0

**PUNT RETURNS (Min. 10)**

Player	G	No.	Yds.	Avg.	Long	TD
1. Hayes, Bob (1965-74) .....	15	12	151	12.6	68	0
2. Johnson, Butch (1976-83) .....	17	19	208	11.0	44	0
3. Jones, James (1980-82) .....	5	16	147	9.2	43	0

**KICKOFF RETURNS (Min. 10)**

Player	G	No.	Yds.	Avg.	Long	TD
1. Harris, Cliff (1970-79) .....	21	11	243	22.1	34	0
2. Williams, Kevin (1993-96) .....	10	23	505	22.0	50	0
3. Martin, Kelvin (1987-92) .....	5	11	237	21.5	39	0
4. Jones, James (1980-82, 1984-85) .....	6	13	267	20.5	33	0
5. Fellows, Ron (1981-85) .....	6	11	191	17.4	33	0
6. Johnson, Butch (1976-83) .....	17	12	207	17.3	26	0

**INTERCEPTIONS**

Player	G	No.	Yds.	Avg.	Long	TD
1. Waters, Charlie (1970-78, 1980-81) .....	25	9	124	13.8	29	0
2. Thurman, Dennis (1978-85) .....	13	7	126	18.0	39t	1
3. Harris, Cliff (1970-79) .....	21	6	103	17.2	30	0
4. Brown, Larry (1991-95, 1998) .....	14	5	105	21.0	44	0
5. Howley, Chuck (1961-73) .....	11	4	89	22.3	41	0
Lewis, D.D. (1968-81) .....	27	4	64	16.0	23	0
Jordan, Lee Roy (1963-76) .....	19	4	34	8.5	41	0
Renfro, Mel (1964-77) .....	21	4	32	8.0	19	0
9. Washington, James (1990-93) .....	8	3	46	15.3	21	0
Everett, Thomas (1992-93) .....	6	3	36	12.0	22	0
Woodson, Darren (1992-98) .....	14	3	24	8.0	19	0
Walls, Everson (1981-85) .....	7	3	20	6.7	20	0
Hughes, Randy (1975-80) .....	12	3	1	0.3	1	0
Barnes, Benny (1972-82) .....	21	3	0	0.0	0	0



# Cowboys Individual Playoff Records

## SERVICE

### Most Games, Career

27	D.D. Lewis, 1968, 1970-81
26	Larry Cole, 1968-80
25	Charlie Waters, 1970-78, 1980-81

## SCORING

### POINTS

#### Career

126	Emmitt Smith, 1990-99 (21-td)
94	Rafael Septien, 1978-85 (40-pat, 18-fg)
63	Chris Boniol, 1994-96 (24-pat, 13-fg)

#### Game

18	Craig Baynham, vs. Cleveland, 12/24/67
18	Preston Pearson, @ L.A. Rams, 1/4/76
18	Emmitt Smith, vs. Green Bay, 1/14/96

#### Game, Opponent

18	Larry Schreiber, @ San Francisco, 12/23/72
14	Curt Knight, @ Washington, 12/31/72
14	John Kasay, @ Carolina, 1/5/97

### TOUCHDOWNS

#### Career

21	Emmitt Smith, 1990-99 (19-r, 2-p)
10	Tony Dorsett, 1977-85 (9-r, 1-p)
8	Drew Pearson, 1973-83 (8-p)
8	Michael Irvin, 1988-98 (8-p)

#### Game

3	Craig Baynham, vs. Cleveland, 12/24/67 (2-r, 1-p)
3	Preston Pearson, @ L.A. Rams, 1/4/76 (3-p)
3	Emmitt Smith, vs. Green Bay, 1/14/96 (3-r)

#### Game, Opponent

3	Larry Schreiber, @ San Francisco, 12/23/72 (3-r)
---	--

### Most Consecutive Games Scoring Touchdown

8	Emmitt Smith, 1993-96
5	Duane Thomas, 1970-71
3	Tony Dorsett, 1977-78
3	Tony Dorsett, 1981-82
3	Emmitt Smith, 1992
3	Alvin Harper, 1992-93
3	Jay Novacek, 1992-93

### POINTS AFTER TOUCHDOWNS

#### Most Attempted, Career

40	Rafael Septien, 1978-85
24	Chris Boniol, 1994-96
15	Toni Fritsch, 1971-73, 1975

#### Most Attempted, Game

7	Danny Villanueva, vs. Cleveland, 12/24/67
7	Lin Elliott, vs. Buffalo, 1/31/93

#### Most Made, Career

40	Rafael Septien, 1978-85
24	Chris Boniol, 1994-96
15	Toni Fritsch, 1971-73, 1975

#### Most Made, Game

7	Danny Villanueva, vs. Cleveland, 12/24/67
7	Lin Elliott, vs. Buffalo, 1/31/93

#### Made, Opponent

5	Don Cockroft, vs. Cleveland, 12/28/69
5	Roy Gerela, vs. Pittsburgh, 1/21/79
5	Eddie Murray, @ Detroit, 1/5/92
5	Doug Brien, @ San Francisco, 1/15/95

#### Most Made, No Misses, Career

40	Rafael Septien, 1978-85
24	Chris Boniol, 1994-96
15	Toni Fritsch, 1971-73, 1975

### FIELD GOALS

#### Most Attempted, Career

21	Rafael Septien, 1978-85
15	Chris Boniol, 1994-96
14	Toni Fritsch, 1972-76
14	Mike Clark, 1968-71, 1973

#### Most Attempted, Game

5	Elen Herrera, vs. Denver, 1/15/78
4	Mike Clark, @ Cleveland, 12/21/68
4	Chris Boniol, vs. Minnesota, 12/28/96

#### Most Attempted, Opponent, Game

6	David Ray, vs. L.A. Rams, 12/23/73
4	Curt Knight, @ Washington, 12/31/72
4	John Kasay, @ Carolina, 1/5/97

#### Most Made, Career

18	Rafael Septien, 1978-85
13	Chris Boniol, 1994-96
12	Toni Fritsch, 1972-76

#### Most Made, Game

4	Chris Boniol, vs. Minnesota, 12/28/96
3	7 times, last by Chris Boniol @ Carolina, 1/5/97

#### Most Made, Opponent, Game

4	Curt Knight, @ Washington, 12/31/72
4	John Kasay, @ Carolina, 1/5/97
3	David Ray, vs. L.A. Rams, 12/23/73

#### Most Consecutive Field Goals Made

15	Rafael Septien, 1978-82
9	Chris Boniol, 1995-96
7	Elen Herrera, 1976-77
7	Eddie Murray, 1994, 1999

#### Most Consecutive Games Made

7	Toni Fritsch, 1972-76
6	Rafael Septien, 1976-78
5	Chris Boniol, 1995-96

#### Longest Field Goal

51	Chris Boniol, vs. Philadelphia, 1/7/96
50	Rafael Septien, vs. Green Bay, 1/16/83
50	Eddie Murray, vs. S.F., 1/23/94

#### Longest Field Goal, Opponent

54	Steve Christie, vs. Buffalo, 1/30/94
51	Roy Gerela, vs. Pittsburgh, 1/21/79
50	Chris Jacke, vs. Green Bay, 1/8/95

#### Highest Field Goal Percentage, Career (10 made)

86.7	Chris Boniol, 1994-96 (15-13)
85.7	Rafael Septien, 1978-86 (21-18)
85.7	Toni Fritsch, 1972-76 (14-12)

### SAFETIES

#### Most, Game

1	George Andrie and Jethro Pugh, vs. Detroit, 12/26/70
1	Jim Jensen, vs. L.A. Rams, 12/19/76

#### Most, Opponent, Game

1	Alan Page, @ Minnesota, 12/25/71
1	Reggie Harrison, vs. Pittsburgh, 1/18/76

### RUSHING

#### ATTEMPTS

#### Career

349	Emmitt Smith, 1990-99
302	Tony Dorsett, 1977-85
174	Robert Newhouse, 1972-83

#### Game

35	Emmitt Smith, vs. Green Bay, 1/14/96
30	Duane Thomas, vs. Detroit, 12/26/70
30	Emmitt Smith, vs. Buffalo, 1/30/94

#### Opponent, Game

36	John Riggins, vs. Washington, 1/22/83
34	Eric Dickerson, @ L.A. Rams, 1/4/86
30	Larry Brown, @ Washington, 12/31/72

### YARDS GAINED

#### Career

1,586	Emmitt Smith, 1990-99
1,383	Tony Dorsett, 1977-85
651	Robert Newhouse, 1972-83

#### Game

160	Tony Dorsett, vs. L.A. Rams, 12/28/80
150	Emmitt Smith, vs. Green Bay, 1/14/96
143	Duane Thomas, @ San Francisco, 1/3/71

#### Game, Opponent

248	Eric Dickerson, @ L.A. Rams, 1/4/86
194	Wilbert Montgomery, @ Philadelphia, 1/11/81
140	John Riggins, vs. Washington, 1/22/83
140	Robert Smith, @ Minnesota, 1/9/00

#### Longest Run

65	Emmitt Smith, @ Minnesota, 1/9/00
53	Tony Dorsett, @ L.A. Rams, 1/7/79
48	Calvin Hill, @ San Francisco, 12/23/72



**Longest Run, Opponent**

74	Adrian Murrell, vs. Arizona, 1/2/99
71	James Lofton, vs. Green Bay, 1/16/83 (TD)
55	Wilbert Montgomery, @ Philadelphia, 1/7/79
55	Eric Dickerson, vs. L.A. Rams, 12/26/83 (TD)

**Most Games, 100 or More Yards**

7	Emmitt Smith, 1990-98
3	Tony Dorsett, 1978-83
2	Duane Thomas, 1970-71

**Most Consecutive Games, 100 or More Yards**

3	Emmitt Smith, 1992
2	Duane Thomas, 1970-71

**AVERAGE GAIN**

5.68	Roger Staubach, 1969-79 (76-432)
4.58	Tony Dorsett, 1977-85 (302-1,383)
4.54	Emmitt Smith, 1990-99 (349-1,586)

**Game (10 attempts)**

7.27	Tony Dorsett, vs. L.A. Rams, 12/28/80 (22-160)
6.94	Calvin Hill, @ San Francisco, 12/23/72 (18-125)
6.82	Emmitt Smith, vs. Minnesota, 12/28/96 (17-116)

**TOUCHDOWNS**

19	Emmitt Smith, 1990-99
9	Tony Dorsett, 1977-85
4	Duane Thomas, 1970-71

**Game**

3	Emmitt Smith, vs. Green Bay, 1/14/96
2	Eight times, last by Emmitt Smith, vs. Minnesota, 12/28/96

**Opponent, Game**

3	Larry Schreiber, @ San Francisco, 12/23/72
2	Four times, last by Eric Dickerson, @ L.A. Rams, 1/4/86

**Most Consecutive Games Rushing for Touchdown**

8	Emmitt Smith, 1993-96
3	Duane Thomas, 1971-72
3	Tony Dorsett, 1977-78
3	Tony Dorsett, 1981-82
3	Emmitt Smith, 1992

**PASSING****ATTEMPTS**

502	Troy Aikman, 1989-99
410	Roger Staubach, 1969-79
360	Danny White, 1976-88

**Game**

53	Danny White, vs. L.A. Rams, 12/26/83
53	Troy Aikman, @ San Francisco, 1/15/95
49	Troy Aikman, vs. Arizona, 1/2/99

**Game, Opponent**

50	Jim Kelly, vs. Buffalo, 1/30/94
49	Neil O'Donnell, vs. Pittsburgh, 1/28/96
45	Brett Favre, vs. Green Bay, 1/16/94
45	Steve Young, vs. San Francisco, 1/22/94

**COMPLETIONS**

320	Troy Aikman, 1989-99
223	Roger Staubach, 1969-79
206	Danny White, 1976-88

**Game**

32	Danny White, vs. L.A. Rams, 12/26/83
30	Troy Aikman, @ San Francisco, 1/15/95
28	Troy Aikman, vs. Green Bay, 1/16/94

**Opponent, Game**

31	Jim Kelly, vs. Buffalo, 1/30/94
29	Erik Kramer, @ Detroit, 1/5/92
28	Brett Favre, vs. Green Bay, 1/16/94
28	Neil O'Donnell, vs. Pittsburgh, 1/28/96

**Consecutive Passes Completed**

10	Troy Aikman, vs. Pittsburgh, 1/28/96
8	Danny White, vs. Green Bay, 1/16/83
8	Troy Aikman, vs. Buffalo, 1/31/93

**COMPLETION PERCENTAGE**

63.75	Troy Aikman, 1989-99 (320 of 502)
57.22	Danny White, 1976-88 (206 of 360)
54.39	Roger Staubach, 1969-79 (223 of 410)

**Game (20 attempts)**

76.67	Troy Aikman, vs. Green Bay, 1/8/95 (23 of 30)
75.68	Troy Aikman, vs. Green Bay, 1/16/94 (28 of 37)
73.33	Troy Aikman, vs. Buffalo, 1/31/93 (22 of 30)

**YARDS GAINED**

Career	3,849 Troy Aikman, 1989-99
2,791	Roger Staubach, 1969-79
2,284	Danny White, 1976-88

**Game**

380	Troy Aikman, @ San Francisco, 1/15/95
337	Troy Aikman, vs. Green Bay, 1/8/95
330	Danny White, vs. L.A. Rams, 12/26/83

**Game, Opponent**

341	Erik Kramer, @ Detroit, 1/5/92
332	Lynn Dickey, vs. Green Bay, 1/16/83
320	Steve Bartkowski, @ Atlanta, 1/4/81

**Most Games, 300 or More Passing Yards, Career**

4	Troy Aikman, 1991-95
3	Danny White, 1976-88

**Longest Pass Completion (All TDs)**

94	Troy Aikman (to Harper), vs. Green Bay, 1/8/95
86	Don Meredith (to Hayes), vs. Cleveland, 12/24/67
83	Roger Staubach (to D. Pearson), vs. L.A. Rams, 12/23/73

**Opponent, Longest Pass Completion****(All TDs except as noted)**

75	Frank Ryan (to Paul Warfield), vs. Cleveland, 12/24/67
75	John Unitas (to John Mackey), vs. Baltimore, 1/17/71
75	Doug Williams (to Jimmie Giles), vs. Tampa Bay, 1/2/82 (no TD)

**TOUCHDOWNS****Career**

24	Roger Staubach, 1969-79
23	Troy Aikman, 1989-98
15	Danny White, 1976-88

**Game**

4	Roger Staubach, @ L.A. Rams, 1/4/76
4	Troy Aikman, vs. Buffalo, 1/31/93

**Opponent, Game**

4	Bart Starr, vs. Green Bay, 1/1/67
4	Terry Bradshaw, vs. Pittsburgh, 1/21/79

**Most Consecutive Games, Touchdown Pass**

5	Troy Aikman, 1992-93
5	Troy Aikman, 1994-95
4	Danny White, 1982-83

**HAD INTERCEPTED****Career**

19	Roger Staubach, 1969-79
17	Troy Aikman, 1989-99
16	Danny White, 1976-88

**Game**

4	Roger Staubach, vs. Minnesota, 12/30/73
3	Ten times, last Troy Aikman, vs. Arizona, 1/2/99

**Opponent, Game**

4	Bob Avellini, vs. Chicago, 12/26/77
4	Craig Morton, vs. Denver, 1/15/78
4	Doug Williams, vs. Tampa Bay, 1/2/82

**Most Consecutive Passes Attempted, None Intercepted**

111	Troy Aikman, 1991-93
102	Roger Staubach, 1969-1973
88	Troy Aikman, 1994-96

**Most Attempts, No Interceptions, Game**

34	Troy Aikman, @ San Francisco, 1/17/93
33	Troy Aikman, vs. Green Bay, 1/14/96
30	Troy Aikman, vs. Buffalo, 1/31/93

**Most Attempts, No Interceptions, Opponent**

38	Erik Kramer, @ Detroit, 1/5/92
30	Vince Ferragamo, vs. L.A. Rams, 12/26/83
30	Randal Cunningham, vs. Philadelphia, 1/10/93

**TIMES SACKED****Game**

7	Roger Staubach, vs. L.A. Rams, 12/23/73
7	Roger Staubach, vs. Pittsburgh, 1/18/76
5	Five times, last by Danny White, @ L.A. Rams, 1/4/86

**Opponent, Game**

5	John Hadl, vs. L.A. Rams, 12/23/73
5	Ron Jaworski, vs. L.A. Rams, 1/4/76
5	Steve Bartkowski, @ Atlanta, 12/30/78
5	Randall Cunningham, vs. Philadelphia, 1/10/93

# THE PLAYOFF RECORDS



## PASS RECEIVING

### RECEPTIONS

#### Career

87	Michael Irvin, 1988-98
67	Drew Pearson, 1973-83
62	Jay Novacek, 1990-95

#### Game

12	Michael Irvin, @ San Francisco, 1/15/95
11	Jay Novacek, vs. Green Bay, 1/8/95
9	Tony Hill, vs. L.A. Rams, 12/26/83
9	Michael Irvin, vs. Green Bay, 1/16/94

#### Opponent, Game

10	Andre Hastings, vs. Pittsburgh, 1/28/96
9	Tom Waddle, @ Chicago, 12/29/91
9	Edgar Bennett, vs. Green Bay, 1/16/94

#### Most Consecutive Games, Pass Reception

22	Drew Pearson, 1973-83
16	Michael Irvin, 1991-98
13	Jay Novacek, 1991-95

### YARDS

#### Career

1,315	Michael Irvin, 1988-98
1,105	Drew Pearson, 1973-83
655	Alvin Harper, 1991-94

#### Game

192	Michael Irvin, @ San Francisco, 1/15/95
163	Raghib Ismail, @ Minnesota, 1/9/00
144	Bob Hayes, vs. Cleveland, 12/24/67

#### Game, Opponent

161	Lynn Swann, vs. Pittsburgh, 1/18/76
152	Andre Reed, vs. Buffalo, 1/31/93
146	Charlie Taylor, vs. Washington, 12/31/72

#### Longest Pass Reception (All TDs)

94	Alvin Harper (from Alkman), vs. Green Bay, 1/8/95
86	Bob Hayes (from Meredith), vs. Cleveland, 12/24/67
83	Drew Pearson (from Staubach), vs. L.A. Rams, 12/23/73

#### Longest Pass Reception, Opponent

75	Paul Warfield (from Frank Ryan), vs. Cleveland, 12/24/67 (TD)
75	John Mackey (from Johnny Unitas), vs. Baltimore, 1/17/71 (TD)
75	Jimmie Giles (from Doug Williams), vs. Tampa Bay, 1/2/82

#### Most Games, 100 or More Yards Receiving, Career

6	Michael Irvin, 1988-98
2	Tony Hill, 1977-86
2	Alvin Harper, 1991-94

### AVERAGE GAIN

#### Career (20 receptions)

27.3	Alvin Harper, 1991-94 (24-655)
16.5	Drew Pearson, 1973-83 (67-1,105)
15.8	Butch Johnson, 1976-83 (25-394)

#### Game (3 receptions)

39.0	Alvin Harper, @ San Francisco, 1/17/93 (3-117)
34.0	Frank Clarke, vs. Green Bay, 1/1/67 (3-102)
29.3	Alvin Harper, @ Chicago, 12/29/91 (3-88)

### TOUCHDOWNS

#### Career

8	Drew Pearson, 1973-83
8	Michael Irvin, 1988-98
6	Jay Novacek, 1990-95

#### Game

3	Preston Pearson, @ L.A. Rams, 1/4/76
---	--------------------------------------

#### Game, Opponent

2	Seven times, last by Robert Brooks, vs. Green Bay, 1/14/96
---	--

#### Most Consecutive Games, Touchdown

3	Alvin Harper, 1992-93
3	Jay Novacek, 1992-93
3	Michael Irvin, 1994-95

## RUSHING-RECEIVING

### ATTEMPTS

#### Career

395	Emmitt Smith, 1990-99 (349-ru, 46-re)
348	Tony Dorsett, 1977-85 (302-ru, 46-re)
188	Robert Newhouse, 1972-83 (174-ru, 14-re)

## Game

37	Emmitt Smith, vs. Green Bay, 1/14/96 (35-ru, 2-re)
34	Emmitt Smith, vs. Buffalo, 1/30/94 (ru-30, re-4)
30	Tony Dorsett, vs. Green Bay, 1/16/83 (ru-27, re-3)

### YARDS

#### Career

1,928	Emmitt Smith, 1990-99 (1,586-ru, 342-re)
1,786	Tony Dorsett, 1977-85 (1,383-ru, 403-re)
1,315	Michael Irvin, 1988-98 (0-ru, 1,315-re)

#### Game

192	Michael Irvin, @ San Francisco, 1/15/95 (re-192)
188	Tony Dorsett, vs. L.A. Rams, 12/28/80 (ru-160, re-28)
173	Emmitt Smith, @ San Francisco, 1/17/93 (ru-114, re-59)

## PUNTING

### PUNTS

#### Career (25 punts)

84	Danny White, 1976-85
51	Ron Widby, 1968-71
33	John Jett, 1993-96

#### Game

9	Ron Widby, vs. Baltimore, 1/17/71
5	Five times, last by Danny White, vs. L.A. Rams, 12/30/79

#### Game, Opponent

8	Donny Anderson, @ Green Bay, 12/31/67
8	Herman Weaver, vs. Detroit, 12/26/70
8	Neil Clabo, @ Minnesota, 1/1/78
8	Tom Hutton, vs. Philadelphia, 1/7/96
8	Scott Player, vs. Arizona, 1/2/99

#### Longest Punt

65	Ron Widby, vs. Detroit, 12/26/70
60	Ron Widby, vs. San Francisco, 1/2/72
59	Marv Bateman, @ San Francisco, 12/23/72
59	John Jett, @ Carolina, 1/5/97

#### Longest Punt, Opponent

64	Dave Chapple, vs. L.A. Rams, 12/23/73
62	Craig Henrich, vs. Green Bay, 1/8/95
61	Herman Weaver, vs. Detroit, 12/26/70

### AVERAGE GROSS YARDS

#### Career (25 punts)

43.5	Mike Saxon, 1985-92
42.9	John Jett, 1993-96
40.1	Ron Widby, 1968-71

#### Game (4 punts)

46.9	Mike Saxon, @ L.A. Rams, 1/4/86 (7-328)
46.7	Marv Bateman, vs. L.A. Rams, 12/23/73 (7-327)
45.8	John Jett, vs. Green Bay, 1/8/95 (4-183)
45.8	John Jett, vs. Green Bay, 1/14/96 (4-183)

#### Game, Opponent (4 punts)

48.8	Herman Weaver, vs. Detroit, 12/26/70 (8-391)
45.5	Klaus Wilmsmeyer, vs. San Francisco, 1/23/94 (4-182)
44.8	Rohn Stark, vs. Pittsburgh, 1/28/96 (4-179)

### HAD BLOCKED

#### Career

1	Mike Saxon, 1986-1992
1	John Jett, 1993-95

#### Most Consecutive Punts, None Blocked

84	Danny White, 1976-83
60	Ron Widby, 1968-72
24	Marv Bateman, 1972-75

### INSIDE 20

#### Career

21	Danny White, 1976-83
9	Ron Widby, 1968-72
8	John Jett, 1993-96

#### Game

4	Toby Gowin, vs. Arizona, 1/2/99
3	Four times, last by Danny White, vs. L.A. Rams, 12/30/79

## PUNT RETURNS

### RETURNS

#### Career

19	Butch Johnson, 1976-83
16	James Jones, 1980-82
12	Bob Hayes, 1965-74





## Game

- 5 James Jones, vs. L.A. Rams, 12/28/80  
 5 Ron Fellows, vs. Tampa Bay, 1/9/83  
 4 6 times, last by Gordon Banks, 1/4/86 @ L.A. Rams

## Game, Opponent

- 6 John Sciarra, @ Philadelphia, 1/11/81  
 5 Lem Barney, vs. Detroit, 12/26/70

## FAIR CATCHES

## Career

- 10 Bob Hayes, 1966-72  
 8 Lance Rentzel, 1967-69  
 8 Cliff Harris, 1970-79

## Game

- 4 Lance Rentzel, @ Cleveland, 12/21/68  
 4 Cliff Harris, @ San Francisco, 12/23/72  
 3 Lance Rentzel, @ Green Bay, 12/31/67  
 3 Golden Richards, vs. Pittsburgh, 1/18/76  
 3 Gordon Banks, @ L.A. Rams, 1/4/86

## Game, Opponent

- 4 Bobby Bryant, @ Minnesota, 12/25/71  
 3 Bobby Bryant, vs. Minnesota, 12/30/73

## YARDS GAINED

## Career

- 208 Butch Johnson, 1976-83  
 151 Bob Hayes, 1965-74  
 147 James Jones, 1980-82

## Game

- 141 Bob Hayes, vs. Cleveland, 12/24/67  
 81 James Jones, vs. L.A. Rams, 12/20/80  
 64 Butch Johnson, vs. L.A. Rams, 12/19/76

## Game, Opponent

- 69 John Sciarra, @ Philadelphia, 1/11/81  
 59 Reggie Brooks, vs. Green Bay, 1/16/94  
 54 Antonio Freeman, vs. Green Bay, 1/14/96

## Longest Punt Return

- 68 Bob Hayes, vs. Cleveland, 12/24/67  
 64 Bob Hayes, vs. Cleveland, 12/24/67  
 63 Golden Richards, vs. Minnesota, 12/30/73 (TD)

## Longest Punt Return, Opponent

- 43 Reggie Brooks, vs. Green Bay, 1/16/94  
 39 Antonio Freeman, vs. Green Bay, 1/14/96  
 30 Jim Bertelsen, vs. Rams, 12/23/73

## AVERAGE YARDAGE

## Career (10 returns)

- 12.6 Bob Hayes, 1965-74 (12-151)  
 11.0 Butch Johnson, 1976-83 (19-208)  
 9.2 James Jones, 1980-82 (16-147)

## Game (3 returns)

- 47.0 Bob Hayes, vs. Cleveland, 12/24/67 (3-141)  
 16.2 James Jones, vs. L.A. Rams, 12/20/80 (5-81)  
 16.0 Butch Johnson, vs. L.A. Rams, 12/19/76 (4-64)

## Game, Opponents (3 returns)

- 13.5 Antonio Freeman, vs. Green Bay, 1/14/96 (4-54)  
 13.0 Jim Bertelsen, vs. L.A. Rams, 1/23/73 (4-52)  
 11.5 John Sciarra, @ Philadelphia, 1/11/81 (6-69)

## TOUCHDOWNS

## Game

- 1 Golden Richards, vs. Minnesota, 12/30/73

## Game, Opponent

None

## KICKOFF RETURNS

## RETURNS

## Career

- 23 Kevin Williams, 1993-96  
 13 James Jones, 1980-82, 1984-85  
 12 Butch Johnson, 1976-83

## Game

- 6 Kevin Williams, @ San Francisco, 1/15/95  
 5 Mel Renfro, vs. Green Bay, 1/1/67  
 5 Tyrone Hughes, vs. Arizona, 1/2/99  
 4 Eight times, last by Kevin Williams, vs. Green Bay, 1/14/96

## Game, Opponent

- 7 Del Rodgers, vs. Green Bay, 1/16/83  
 7 Antonio Freeman, vs. Green Bay, 1/14/96

## YARDS

## Career

- 505 Kevin Williams, 1993-96  
 267 James Jones, 1980-82, 1984-85  
 243 Cliff Harris, 1970-79

## Game

- 130 Kevin Williams, @ San Francisco, 1/15/95  
 124 Mel Renfro, vs. Green Bay, 1/1/67  
 118 Rod Hill, vs. Green Bay, 1/9/83

## Game, Opponent

- 155 Michael Bates, @ Carolina, 1/5/97  
 148 Del Rodgers, vs. Green Bay, 1/16/83  
 148 Antonio Freeman, vs. Green Bay, 1/14/96

## Longest Kickoff Return

- 89 Rod Hill, vs. Green Bay, 1/9/83  
 50 Kevin Williams, vs. Buffalo, 1/30/94  
 48 Thomas Henderson, vs. Pittsburgh, 1/18/76

## Longest Kickoff Return, Opponent

- 97 Vic Washington, vs. San Francisco, 12/23/72 (TD)  
 67 Rick Upchurch, vs. Denver, 1/15/78  
 61 Clinton Jones, @ Minnesota, 12/25/71

## AVERAGE YARDAGE

## Career (10 returns)

- 22.1 Cliff Harris, 1970-79 (11-243)  
 22.0 Kevin Williams, 1993-96 (23-505)  
 21.5 Kelvin Martin, 1987-92 (11-237)

## Game (3 returns)

- 39.3 Rod Hill, vs. Green Bay, 1/9/83 (3-118)  
 29.3 Kevin Williams, vs. Green Bay, 1/8/95 (3-88)  
 24.8 Mel Renfro, vs. Green Bay, 1/1/67 (5-118)

## Game, Opponent (3 returns)

- 45.3 Vic Washington, vs. San Francisco, 12/23/72 (3-136)  
 31.3 Rick Upchurch, vs. Denver, 1/15/78 (3-94)  
 31.0 Michael Bates, @ Carolina, 1/5/97 (5-155)

## TOUCHDOWNS

## Game

None

## Game, Opponent

- 1 Vic Washington, vs. San Francisco, 12/23/72

## INTERCEPTIONS BY

## Career

- 9 Charlie Waters, 1970-78, 80-81  
 7 Dennis Thurman, 1978-85  
 6 Cliff Harris, 1970-79

## Game

- 3 Charlie Waters, vs. Chicago, 12/26/77  
 3 Dennis Thurman, vs. Green Bay, 1/16/83  
 2 Seven times, last by Larry Brown, vs. Pittsburgh, 1/28/96

## Game, Opponent

- 2 Skip Vanderhurd, @ San Francisco, 12/23/72  
 2 Bobby Bryant, vs. Minnesota, 12/30/73  
 2 Eric Davis, @ San Francisco, 1/15/95  
 2 Aeneas Williams, vs. Arizona, 1/2/99

## Most Consecutive Games Intercept Pass

- 3 Mel Renfro, 1970  
 3 Randy Hughes, 1977-78

## YARDS GAINED

## Career

- 126 Dennis Thurman, 1978-85  
 124 Charlie Waters, 1970-78, 80-81  
 105 Larry Brown, 1991-95

## Game

- 77 Larry Brown, vs. Pittsburgh, 1/28/96  
 68 Thomas Henderson, @ L.A. Rams, 1/7/79  
 60 Cornell Green, vs. Cleveland, 1/24/67

## Game, Opponent

- 94 LeRoy Irvin, vs. L.A. Rams, 12/26/83  
 88 Walt Sumner, vs. Cleveland, 12/28/69  
 63 Bobby Bryant, vs. Minnesota, 12/30/73

## Longest Return (all TDs except as noted)

- 68 Thomas Henderson, @ L.A. Rams, 1/1/79  
 60 Cornell Green, vs. Cleveland, 1/24/67  
 44 Larry Brown, vs. Pittsburgh, 1/28/96 (no TD)

## Longest Return, Opponents (all TDs except as noted)

- 94 LeRoy Irvin, vs. L.A. Rams, 12/26/83 (no TD)  
 88 Walt Sumner, vs. Cleveland, 12/28/64  
 63 Bobby Bryant, vs. Minnesota, 12/30/73

## FUMBLES

## OPPONENTS' FUMBLES RECOVERED

## Career

- 4 Cliff Harris, 1970-79  
 3 Charlie Waters, 1970-78, 1980-81



**Game**

- 2 Charlie Waters, vs. Detroit, 12/26/70
- 2 Harvey Martin, vs. Minnesota, 1/1/78
- 2 Randy Hughes, vs. Denver, 1/15/78
- 2 Jimmie Jones, vs. Buffalo, 1/31/93

**Longest Fumble Returns (All TDs except as noted)**

- 64 Leon Lett, vs. Buffalo, 1/31/93 (no TD)
- 46 James Washington, vs. Buffalo, 1/30/94
- 44 Chuck Howley, @ Cleveland, 12/21/68

**Longest Fumble Returns, Opponent (All TDs)**

- 60 Hugh Green, vs. Tampa Bay, 1/9/83
- 18 Jim Grabowski, vs. Green Bay, 1/1/67

**OPPONENTS' FUMBLE RETURNED FOR TOUCHDOWNS**

**Career**

- 1 George Andrie, 1962-72
- 1 Chuck Howley, 1961-73
- 1 Mike Hegman, 1976-88
- 1 Ken Norton, 1989-93
- 1 Jimmie Jones, 1990-93
- 1 James Washington, 1990-93

**SACKS**

**TOTAL SACKS**

**Game**

- 3 Tony Casillas, @ San Francisco, 1/17/83

**Game, Opponent**

- 3 Gary Jeter, @ L.A. Rams, 1/4/86

**BLOCKED KICKS**

**BLOCKED PUNTS**

**Game**

- 1 Darrick Brownlow, vs. Chicago, 12/29/91

**Game, Opponent**

- 1 Steve Tasker, vs. Buffalo, 1/31/93
- 1 Bernardo Harris, vs. Green Bay, 1/14/96

**Cowboys Team Playoff Records**

**SINGLE GAME**

**SCORING**

**Most Points**

- 52 vs. Cleveland, 12/24/67 (Dallas 52, Cleveland 14)
- 52 vs. Buffalo, 1/31/93 (Dallas 52, Buff. 17)
- 40 vs. Minnesota, 12/28/96 (Dallas 40, Minn. 15)

**Most Points, Opponent**

- 38 vs. Cleveland, 12/28/69 (Cleveland 38, Dallas 14)
- 38 @ Detroit, 1/5/92 (Detroit 38, Dallas 6)
- 38 @ San Francisco, 1/15/95 (S.F. 38, Dallas 28)

**Fewest Points**

- 0 @ L.A. Rams, 1/4/86 (L.A. Rams 20, Dallas 0)
- 3 @ Washington, 12/31/72 (Wash. 26, Dallas 3)
- 6 @ Detroit, 1/5/92 (Detroit 38, Dallas 6)

**Fewest Points, Opponent**

- 0 vs. Detroit, 12/26/70 (Dallas 5, Detroit 0)
- 0 @ L.A. Rams, 1/7/79 (Dallas 28, L.A. Rams 0)
- 0 vs. Tampa Bay, 1/2/82 (Dallas 38, Tampa Bay 0)

**Most Decisive Win**

- 38 vs. Tampa Bay, 1/2/82 (Dallas 38, Tampa Bay 0)
- 38 vs. Cleveland, 12/24/67 (Dallas 52, Cleveland 14)
- 35 vs. Buffalo, 1/31/93 (Dallas 52, Buff. 17)

**Most Decisive Loss**

- 32 @ Detroit, 1/5/92 (Detroit 38, Dallas 6)
- 24 vs. Cleveland, 12/28/69 (Cleveland 38, Dallas 14)
- 23 @ Washington, 12/31/72 (Washington 26, Dallas 3)

**Most Points, Both Teams**

- 69 vs. Buffalo, 1/31/93 (Dallas 52, Buff. 17)
- 69 vs. Cleveland, 12/24/67 (Dallas 52, Cleveland 14)
- 66 vs. Pittsburgh, 1/21/79 (Pittsburgh 35, Dallas 31)
- 66 @ San Francisco, 1/15/95 (S.F. 38, Dallas 28)

**FIRST DOWNS**

**Most First Downs**

- 29 vs. L.A. Rams, 12/28/80
- 29 vs. Tampa Bay, 1/9/83
- 29 @ San Francisco, 1/15/95

**Most First Downs, Opponent**

- 26 @ San Francisco, 1/10/82
- 26 @ Chicago, 12/29/91
- 25 vs. Pittsburgh, 1/28/96

**Most First Downs, Both Teams**

- 48 @ San Francisco, 1/17/93
- 48 @ San Francisco, 1/15/95
- 47 vs. San Francisco, 1/23/94

**Fewest First Downs**

- 8 @ Washington, 12/31/72
- 9 vs. Minnesota, 12/30/73
- 9 vs. Baltimore, 1/17/71

**Fewest First Downs, Opponent**

- 7 vs. Detroit, 12/26/70
- 8 vs. Tampa Bay, 1/9/83
- 9 vs. San Francisco, 1/2/72
- 9 @ L.A. Rams, 1/4/76

**Fewest First Downs, Both Teams**

- 21 vs. Detroit, 12/26/70
- 23 vs. Baltimore, 1/17/71
- 24 @ Washington, 12/31/72

**Most First Downs, Rushing**

- 19 vs. L.A. Rams, 12/28/80
- 16 @ San Francisco, 1/3/71
- 16 vs. Minnesota, 12/28/96

**Most First Downs, Rushing, Opponent**

- 14 vs. Minnesota, 12/30/73
- 13 @ Philadelphia, 1/11/81
- 12 @ Chicago, 12/29/91

**Fewest First Downs, Rushing**

- 2 @ Washington, 1/22/83
- 3 Three times, last vs. Minnesota, 12/30/73

**Fewest First Downs, Rushing, Opponent**

- 1 @ L.A. Rams, 1/4/76
- 2 Six times, last vs. Arizona, 1/2/99

**Most First Downs, Passing**

- 20 vs. L.A. Rams, 12/26/83
- 19 vs. Tampa Bay, 1/2/82
- 19 @ Washington, 1/22/83

**Most First Downs, Passing, Opponent**

- 19 @ Detroit, 1/5/92
- 17 @ San Francisco, 1/10/82
- 16 Three times, last vs. Green Bay, 1/16/94

**Fewest First Downs, Passing**

- 3 vs. Detroit, 12/26/70
- 3 @ Washington, 12/31/72
- 4 vs. L.A. Rams, 12/23/73

**Fewest First Downs, Passing, Opponent**

- 1 vs. Denver, 1/15/78
- 3 vs. L.A. Rams, 1/4/86
- 4 vs. Atlanta, 12/30/78
- 4 vs. Tampa Bay, 1/9/83

**Most First Downs, Penalty**

- 4 @ Carolina, 1/5/97
- 3 vs. Green Bay, 1/8/95
- 3 @ San Francisco, 1/15/95
- 3 vs. Arizona, 1/2/99

**Most First Downs, Penalty, Opponent**

- 4 vs. Baltimore, 1/17/71
- 4 vs. Buffalo, 1/31/93
- 3 Seven times, last @ Carolina, 1/5/97

**PLAYOFF RECORDS**





## NET YARDS GAINED RUSHING AND PASSING

## Most Yards Gained

- 528 vs. L.A. Rams, 12/28/80
- 456 vs. Tampa Bay, 1/9/83
- 451 @ San Francisco, 1/15/95

## Most Yards Gained, Opponent

- 466 vs. Green Bay, 1/6/83
- 421 @ Detroit, 1/5/92
- 415 @ San Francisco, 1/17/93

## Most Yards Gained, Both Teams

- 841 vs. Green Bay, 1/6/83
- 831 @ San Francisco, 1/17/93
- 788 vs. L.A. Rams, 12/28/80

## Fewest Yards Gained

- 153 vs. Minnesota, 12/30/73
- 169 @ Washington, 12/31/72
- 183 vs. Minnesota, 12/25/71

## Fewest Yards Gained, Opponent

- 118 @ L.A. Rams, 1/4/76
- 156 vs. Detroit, 12/26/70
- 156 vs. Denver, 1/15/78

## Fewest Yards Gained, Both Teams

- 387 @ Green Bay, 12/31/67
- 387 vs. Detroit, 12/26/70
- 459 vs. Minnesota, 12/30/73

## RUSHING

## ATTEMPTS

## Most Rushing Attempts

- 51 @ San Francisco, 1/3/71
- 50 vs. Detroit, 12/26/70
- 50 @ L.A. Rams, 1/4/76

## Most Rushing Attempts, Opponent

- 49 vs. L.A. Rams, 12/19/76
- 47 vs. Minnesota, 12/30/73
- 46 vs. Pittsburgh, 1/18/76

## Fewest Rushing Attempts

- 16 @ Minnesota, 1/9/00
- 18 @ L.A. Rams, 1/4/86
- 20 vs. L.A. Rams, 12/26/83
- 20 vs. Arizona, 1/2/99

## Fewest Rushing Attempts, Opponent

- 12 vs. Green Bay, 1/14/96
- 13 vs. Green Bay, 1/16/94
- 15 vs. Minnesota, 12/28/96

## YARDS

## Most Yards Gained Rushing

- 338 vs. L.A. Rams, 12/28/80
- 255 vs. Minnesota, 12/28/96
- 252 vs. Miami, 1/16/72

## Most Yards Gained Rushing, Opponent

- 269 @ L.A. Rams, 1/4/86
- 263 @ Philadelphia, 1/11/81
- 203 vs. Minnesota, 12/30/73

## Most Yards Gained Rushing, Both Teams

- 430 vs. L.A. Rams, 12/28/80
- 349 @ Philadelphia, 1/11/81
- 337 vs. Cleveland, 12/24/67

## Fewest Yards Gained Rushing

- 56 vs. Pittsburgh, 1/28/96
- 61 @ L.A. Rams, 1/4/86
- 63 vs. L.A. Rams, 12/26/83

## Fewest Yards Gained Rushing, Opponent

- 22 vs. L.A. Rams, 12/19/76
- 31 vs. Green Bay, 1/16/94
- 48 vs. Green Bay, 1/14/96

## Fewest Yards Gained Rushing, Both Teams

- 128 vs. Green Bay, 1/16/94
- 157 vs. L.A. Rams, 12/26/83
- 159 vs. Pittsburgh, 1/28/96

## PASSING

## ATTEMPTS

## Most Passes Attempted

- 53 vs. L.A. Rams, 12/26/83
- 53 @ San Francisco, 1/15/95
- 49 vs. Arizona, 1/2/99

## Most Passes Attempted, Opponent

- 50 vs. Buffalo, 1/30/94
- 49 vs. Pittsburgh, 1/28/96
- 46 vs. Green Bay, 1/8/95

## Most Passes Attempted, Both Teams

- 85 vs. Arizona, 1/2/99
- 84 vs. L.A. Rams, 12/26/83
- 82 vs. Green Bay, 1/16/94
- 82 @ San Francisco, 1/15/95

## Fewest Passes Attempted

- 14 @ Minnesota, 12/25/71
- 14 vs. Chicago, 12/24/77
- 15 vs. Cleveland, 12/24/67

## Fewest Passes Attempted, Opponent

- 18 @ Washington, 12/31/72
- 19 vs. Pittsburgh, 1/18/76
- 20 vs. Detroit, 12/26/70

## Fewest Passes Attempted, Both Teams

- 38 vs. Detroit, 12/26/70
- 39 @ Washington, 12/31/72
- 39 vs. L.A. Rams, 12/23/73

## COMPLETIONS

## Most Passes Completed

- 32 vs. L.A. Rams, 12/26/83
- 30 @ San Francisco, 1/15/95
- 28 vs. Green Bay, 1/16/94

## Most Passes Completed, Opponent

- 31 vs. Buffalo, 1/30/94
- 29 @ Detroit, 1/5/92
- 28 vs. Green Bay, 1/16/94
- 28 vs. Pittsburgh, 1/28/96

## Most Passes Completed, Both Teams

- 56 vs. Green Bay, 1/16/94
- 50 vs. Buffalo, 1/30/94
- 49 @ San Francisco, 1/17/93

## Fewest Passes Completed

- 4 vs. Detroit, 12/26/70
- 7 @ San Francisco, 1/3/71
- 8 vs. L.A. Rams, 12/23/73
- 8 vs. Chicago, 12/26/77

## Fewest Passes Completed, Opponent

- 6 @ L.A. Rams, 1/4/86
- 7 Detroit, 12/26/70
- 7 vs. L.A. Rams, 12/23/73

## Fewest Passes Completed, Both Teams

- 11 vs. Detroit, 12/26/70
- 15 vs. L.A. Rams, 12/23/73
- 21 vs. L.A. Rams, 12/30/79
- 21 @ Philadelphia, 1/11/81

## YARDS

## Most Yards Gained Passing

- 352 @ San Francisco, 1/15/95
- 330 vs. Green Bay, 1/8/95
- 310 @ Atlanta, 1/4/81

## Most Yards Gained Passing, Opponent

- 337 @ Detroit, 1/5/92
- 327 vs. Green Bay, 1/16/94
- 308 vs. Green Bay, 1/16/83

## Most Yards Gained Passing, Both Teams

- 611 vs. Green Bay, 1/16/94
- 596 @ San Francisco, 1/17/93
- 595 @ Atlanta, 1/4/81

## Fewest Yards Gained, Passing

- 22 vs. Detroit, 12/26/70
- 63 vs. Minnesota, 12/30/73
- 72 vs. San Francisco, 1/2/72

## Fewest Yards Gained, Passing, Opponent

- 35 vs. Denver, 1/15/78
- 47 @ L.A. Rams, 1/4/86
- 52 vs. Atlanta, 12/30/78

## Fewest Yards Gained, Passing, Both Teams, Game

- 102 vs. Detroit, 12/26/70
- 166 vs. Minnesota, 12/30/73
- 193 @ Philadelphia, 1/11/81

## SACKS

## TOTAL SACKS

## Most Sacks

- 8 @ Green Bay, 12/31/67
- 5 Eight times, last vs. Philadelphia, 1/7/96



**Most Sacks, Opponent**

- 7 vs. L.A. Rams, 12/23/73
- 7 vs. Pittsburgh, 1/18/76
- 6 vs. San Francisco, 1/2/72

**SACK YARDAGE**

**Most Sack Yardage**

- 76 @ Green Bay, 12/31/67
- 51 @ L.A. Rams, 1/4/76
- 45 vs. Philadelphia, 1/10/93

**Most Sack Yardage, Opponent**

- 52 vs. Pittsburgh, 1/21/79
- 44 vs. L.A. Rams, 12/23/73
- 42 vs. Pittsburgh, 1/18/76

**INTERCEPTIONS**

**TOTAL INTERCEPTIONS**

**Most Interceptions**

- 5 @ L.A. Rams, 1/7/79
- 4 Five times, last vs. Buffalo, 1/31/93

**Most Interceptions, Opponent**

- 4 @ Cleveland, 12/21/68
- 4 vs. Minnesota, 12/30/73
- 3 Nine times, last vs. Arizona, 1/2/99

**YARDS**

**Most Yards**

- 123 @ L.A. Rams, 1/7/79
- 77 vs. Pittsburgh, 1/28/96
- 76 vs. Chicago, 12/26/77

**Most Yards, Opponent**

- 123 vs. Cleveland, 12/28/69
- 122 @ Carolina, 1/5/97
- 111 vs. L.A. Rams, 12/26/83

**PUNTING**

**TOTAL PUNTS**

**Most Punts**

- 9 vs. Baltimore, 1/17/71
- 8 Five times, last vs. L.A. Rams, 12/30/79

**Most Punts, Opponent**

- 8 @ Green Bay, 12/31/67
- 8 vs. Detroit, 12/26/70
- 8 vs. Minnesota, 1/1/78
- 8 vs. Philadelphia, 1/7/96
- 8 vs. Arizona, 1/2/99

**Fewest Punts**

- 1 @ San Francisco, 1/15/95
- 1 vs. Minnesota, 12/28/96
- 2 vs. Cleveland, 12/24/67
- 2 vs. L.A. Rams, 12/28/80

**Fewest Punts, Opponent**

- 1 vs. Cleveland, 12/28/69
- 1 @ Chicago, 12/29/91
- 1 @ San Francisco, 1/17/93
- 1 @ Carolina, 1/5/97

**AVERAGE YARDAGE**

**Highest Average Distance, Punting (4 punts)**

- 46.9 @ L.A. Rams, 1/4/86
- 46.7 vs. L.A. Rams, 12/23/73
- 45.8 vs. Green Bay, 1/8/95
- 45.8 vs. Green Bay, 1/14/96

**Highest Average Distance, Punting, Opponent (4 punts)**

- 48.8 vs. Detroit, 12/26/70
- 46.2 @ Detroit, 1/5/92
- 45.5 vs. San Francisco, 1/23/94

**PUNT RETURNS**

**TOTAL RETURNS**

**Most Punt Returns**

- 5 vs. Minnesota, 1/1/78
- 5 vs. L.A. Rams, 12/28/80
- 5 vs. Tampa Bay, 1/9/83

**Most Punt Returns, Opponent**

- 6 vs. Detroit, 12/26/70
- 6 @ Philadelphia, 1/11/81
- 5 Four times, last vs. Pittsburgh, 1/18/76

**YARDS GAINED**

**Most Yards, Punt Returns**

- 155 vs. Cleveland, 12/24/67
- 81 vs. L.A. Rams, 12/28/80
- 64 vs. L.A. Rams, 12/19/76

**Most Yards, Punt Returns, Opponent**

- 69 @ Philadelphia, 1/11/81
- 59 vs. Green Bay, 1/16/94
- 54 vs. Green Bay, 1/14/96

**KICKOFF RETURNS**

**TOTAL RETURNS**

**Most Kickoff Returns**

- 7 @ San Francisco, 1/15/95
- 6 Six times, last @ Carolina, 1/5/97

**Most Kickoff Returns, Opponent**

- 8 @ L.A. Rams, 1/4/76
- 8 vs. Chicago, 12/26/77
- 8 vs. Minnesota, 12/28/96

**YARDS GAINED**

**Most Yards, Kickoff Returns**

- 173 vs. Green Bay, 1/16/83
- 153 vs. Green Bay, 1/1/67
- 144 @ San Francisco, 1/15/95

**Most Yards, Kickoff Returns, Opponent**

- 188 @ Minnesota, 12/25/71
- 173 vs. Denver, 1/15/78
- 167 @ L.A. Rams, 1/4/76

**FUMBLES**

**TOTAL FUMBLES**

**Most Fumbles**

- 6 vs. Denver, 1/15/78
- 6 vs. Atlanta, 12/30/78
- 5 @ Philadelphia, 1/11/81

**Most Fumbles, Opponent**

- 8 vs. Buffalo, 1/31/93
- 5 @ San Francisco, 12/23/72
- 5 vs. Minnesota, 1/1/78
- 5 vs. Baltimore, 1/17/71

**FUMBLES LOST**

**Most Fumbles Lost**

- 3 @ San Francisco, 12/23/72
- 3 vs. Atlanta, 12/30/78
- 3 @ Philadelphia, 1/11/81
- 3 @ L.A. Rams, 1/4/86
- 3 @ Minnesota, 1/9/00

**Most Fumbles Lost, Opponent**

- 5 vs. Buffalo, 1/31/93
- 4 vs. Baltimore, 1/17/71
- 4 vs. Denver, 1/15/78
- 4 vs. Minnesota, 12/28/96

**PENALTIES**

**TOTAL PENALTIES**

**Most Penalties**

- 12 vs. Denver, 1/15/78
- 11 vs. L.A. Rams, 12/28/80
- 10 @ L.A. Rams, 1/7/79

**Most Penalties, Opponent**

- 11 vs. Green Bay, 1/14/96
- 10 vs. Tampa Bay, 1/2/82
- 8 Three times, last vs. Green Bay, 1/8/95

**Fewest Penalties**

- 2 Six times, last @ Chicago, 12/29/91

**Fewest Penalties, Opponent**

- 0 vs. Detroit, 12/26/70
- 0 vs. Miami, 1/16/72
- 0 vs. Pittsburgh, 1/18/76

**YARDS PENALIZED**

**Most Yards Penalized**

- 120 vs. Baltimore, 1/17/71
- 98 @ San Francisco, 1/15/95
- 94 vs. Denver, 1/15/78

**Most Yards Penalized, Opponent**

- 106 @ San Francisco, 1/10/82
- 105 vs. Tampa Bay, 1/2/82
- 94 vs. L.A. Rams, 1/19/76



**Fewest Yards Penalized**

- 10 vs. Cleveland, 12/24/67
- 10 @ Minnesota, 12/25/71
- 15 @ Washington, 1/22/83

**Fewest Yards Penalized, Opponent**

- 0 vs. Detroit, 12/26/70
- 0 vs. Miami, 1/16/72
- 0 vs. Pittsburgh, 1/18/76

## Cowboys Big Playoff Days

**100 YARD RUSHING GAMES**

160 yards	— Tony Dorsett vs. L.A. Rams .....	December 28, 1980
150 yards	— Emmitt Smith vs. Green Bay .....	January 14, 1996
143 yards	— Duane Thomas @ San Francisco .....	January 3, 1971
135 yards	— Duane Thomas vs. Detroit .....	December 26, 1970
132 yards	— Emmitt Smith vs. Buffalo .....	January 30, 1994
125 yards	— Calvin Hill @ San Francisco .....	December 23, 1972
116 yards	— Emmitt Smith vs. Minnesota .....	December 28, 1996
114 yards	— Emmitt Smith vs. Philadelphia .....	January 10, 1993
114 yards	— Emmitt Smith @ San Francisco .....	January 17, 1993
110 yards	— Tony Dorsett vs. Tampa Bay .....	January 9, 1983
108 yards	— Don Perkins vs. Green Bay .....	January 1, 1967
108 yards	— Emmitt Smith vs. Buffalo .....	January 31, 1993
105 yards	— Emmitt Smith @ Chicago .....	December 29, 1991
101 yards	— Tony Dorsett @ L.A. Rams .....	January 7, 1979

**300 YARD PASSING GAMES**

380 yards	— Troy Aikman @ San Francisco .....	January 15, 1995
337 yards	— Troy Aikman vs. Green Bay .....	January 8, 1995
330 yards	— Danny White vs. L.A. Rams .....	December 26, 1983
322 yards	— Danny White @ Atlanta .....	January 4, 1981
322 yards	— Troy Aikman @ San Francisco .....	January 17, 1993
312 yards	— Danny White vs. Tampa Bay .....	January 9, 1983
302 yards	— Troy Aikman vs. Green Bay .....	January 16, 1994

**100 YARD RECEIVING GAMES**

192 yards	— Michael Irvin @ San Francisco .....	January 15, 1995
163 yards	— Raghیب Ismail @ Minnesota .....	January 9, 2000
144 yards	— Bob Hayes vs. Cleveland .....	December 24, 1967
142 yards	— Tony Hill vs. Green Bay .....	January 16, 1983
136 yards	— Billy Parks @ San Francisco .....	December 23, 1972
126 yards	— Michael Irvin vs. Green Bay .....	January 16, 1994
124 yards	— Kevin Williams vs. Philadelphia .....	January 7, 1996
123 yards	— Preston Pearson @ L.A. Rams .....	January 4, 1976
117 yards	— Alvin Harper @ San Francisco .....	January 17, 1993
115 yards	— Tony Hill vs. L.A. Rams .....	December 26, 1983
114 yards	— Michael Irvin vs. Buffalo .....	January 31, 1993
111 yards	— Michael Irvin vs. Green Bay .....	January 8, 1995
108 yards	— Alvin Harper vs. Green Bay .....	January 8, 1995
104 yards	— Jay Novacek vs. Green Bay .....	January 8, 1995
103 yards	— Michael Irvin vs. Minnesota .....	December 28, 1996
102 yards	— Frank Clarke vs. Green Bay .....	January 1, 1967
100 yards	— Michael Irvin vs. Green Bay .....	January 14, 1996



## Cowboys Longest Playoff Plays

### LONG RUNS FROM SCRIMMAGE

65 yards	— Emmitt Smith @ Minnesota	January 9, 2000
53 yards	— Tony Dorsett @ L.A. Rams	January 7, 1979
48 yards	— Calvin Hill @ San Francisco	December 23, 1972
38 yards	— Emmitt Smith vs. Buffalo	January 31, 1993
37 yards	— Emmitt Smith vs. Minnesota (TD)	December 28, 1996
32 yards	— Ron Springs vs. L.A. Rams	December 28, 1980
29 yards	— Roger Staubach vs. Washington	December 31, 1972
29 yards	— Tony Dorsett vs. Pittsburgh	January 21, 1979

### LONG FORWARD PASS

94 yards	— Troy Aikman to Alvin Harper vs. Green Bay (TD)	January 8, 1995
86 yards	— Don Meredith to Bob Hayes vs. Cleveland (TD)	December 24, 1967
83 yards	— Roger Staubach to Drew Pearson vs. L.A. Rams (TD)	December 23, 1973
70 yards	— Troy Aikman to Alvin Harper @ San Francisco	January 17, 1993
68 yards	— Don Meredith to Frank Clarke vs. Green Bay (TD)	January 1, 1967

### LONG PUNT RETURNS

68 yards	— Bob Hayes vs. Cleveland	December 24, 1967
63 yards	— Golden Richards vs. Minnesota (TD)	December 30, 1973
44 yards	— Butch Johnson vs. L.A. Rams	December 19, 1976
43 yards	— James Jones vs. L.A. Rams	December 28, 1980
41 yards	— Deion Sanders vs. Arizona	January 2, 1999

### LONG KICKOFF RETURNS

89 yards	— Rod Hill vs. Green Bay	January 16, 1983
50 yards	— Kevin Williams vs. Buffalo	January 30, 1994
48 yards	— Thomas Henderson vs. Pittsburgh	January 18, 1976
39 yards	— Kelvin Martin vs. Philadelphia	January 10, 1993
39 yards	— Kevin Williams vs. Green Bay	January 8, 1995

### LONG INTERCEPTION RETURNS

68 yards	— Thomas Henderson @ L.A. Rams (TD)	January 7, 1979
60 yards	— Cornell Green vs. Cleveland (TD)	December 24, 1967
44 yards	— Larry Brown vs. Pittsburgh	January 28, 1996
39 yards	— Dennis Thurman vs. Green Bay (TD)	January 16, 1983

### LONG FUMBLE RETURNS

64 yards	— Leon Lett vs. Buffalo	January 31, 1993
46 yards	— James Washington vs. Buffalo (TD)	January 30, 1994
44 yards	— Chuck Howley @ Cleveland (TD)	December 21, 1968
37 yards	— Mike Hegman vs. Pittsburgh (TD)	January 21, 1979

## Largest Margin


### VICTORY

- 38 pts, (52-14) vs. Cleveland, Dec. 24, 1967
- 38 pts, (38-0) vs. Tampa Bay, Jan. 2, 1982
- 35 pts, (52-17) vs. Buffalo, Jan. 31, 1993
- 30 pts, (37-7) @ Los Angeles, Jan. 4, 1976
- 30 pts, (37-7) vs. Chicago, Dec. 26, 1977

### DEFEAT

- 32 pts, (38-6) @ Detroit, Jan. 5, 1992
- 24 pts, (38-14) vs. Cleveland, Dec. 28, 1969
- 23 pts, (26-3) @ Washington, Dec. 31, 1972
- 20 pts, (20-0) @ Los Angeles, Jan. 4, 1986
- 17 pts, (27-10) vs. Minnesota, Dec. 30, 1973
- 17 pts, (27-10) @ Minnesota, Jan. 9, 2000





**The  
History**



# Cowboys All-Time Results

All-Time Regular Season Record: 357-247-6

Playoff Record: 32-21

Preseason Record: 96-107-1

## Preseason Results

		<b>1960 (1-5)</b>				<b>1971 (6-0)</b>	
8/6	L 10	San Francisco @Seattle (22,000)	16	8/6	W 45	@ Los Angeles (87,187)	21
8/13	L 13	St. Louis @San Antonio (14,000)	20	8/14	W 36	New Orleans (73,560)	21
8/19	L 10	Baltimore (40,000)	14	8/20	W 16	Cleveland (69,099)	15
8/27	W 14	New York @Louisville (10,663)	3	8/26	W 28	@ Houston (49,078)	20
9/4	L 14	Los Angeles @Pendleton (13,500)	49	9/3	W 27	@ Baltimore (22,291)	14
9/11	L 23	Green Bay @Minneapolis (20,121)	28	9/11	W 24	Kansas City (74,035)	17
		<b>1961 (2-3)</b>				<b>1972 (6-1)</b>	
8/5	W 38	Minnesota @Sioux Falls (4,954)	13	7/28	W 20	College All-Stars @ Chi. (54,162)	7
8/11	L 7	Green Bay (30,000)	30	8/5	W 26	Houston (65,405)	24
8/26	L 10	New York @Albuquerque (21,500)	28	8/12	W 27	@ Los Angeles (66,051)	13
9/1	W 35	Baltimore @Norman (19,000)	24	8/19	W 30	@ New Orleans (81,070)	7
9/9	L 10	San Fran. @Sacramento (22,130)	24	8/26	W 34	N.Y. Jets (65,386)	27
		<b>1962 (0-5)</b>		9/2	L 10	@ Kansas City (79,592)	20
8/10	L 7	Green Bay (54,500)	31	9/9	W 16	Oakland (62,607)	10
8/18	L 24	Detroit @Cleveland (77,683)	35			<b>1973 (4-2)</b>	
8/25	L 10	Baltimore @Roanoke (14,000)	24	8/3	W 24	@ Los Angeles (75,461)	7
9/1	L 7	San Fran. @Sacramento (20,000)	26	8/11	L 26	@ Oakland (53,723)	27
9/8	L 26	Minnesota @Atlanta (12,500)	45	8/18	W 24	New Orleans (61,022)	14
		<b>1963 (3-2)</b>		8/23	L 24	@ Houston (46,942)	27
8/8	W 17	@ Los Angeles (70,675)	14	9/1	W 27	Kansas City (57,468)	16
8/17	L 10	Green Bay (53,121)	31	9/6	W 26	Miami (61,378)	23
8/24	L 17	Los Angeles @Portland (29,349)	20			<b>1974 (3-3)</b>	
8/30	W 37	San Fran. @Bakersfield (9,927)	24	8/3	L 7	@ Oakland (41,049)	27
9/7	W 27	Detroit @New Orleans (51,218)	17	8/10	W 13	@ Los Angeles (46,468)	6
		<b>1964 (1-4)</b>		8/17	W 19	Houston (53,148) (OT)	13
8/8	L 6	@ Los Angeles (57,450)	17	8/24	L 7	@ New Orleans (56,563)	16
8/15	W 34	San Francisco @Portland (24,679)	23	8/31	W 25	Kansas City (43,492)	16
8/22	L 16	Los Angeles @Portland (30,565)	25	9/5	L 15	Pittsburgh (43,900)	41
8/29	L 3	Green Bay (60,057)	35			<b>1975 (2-4)</b>	
9/5	L 6	Chicago @New Orleans (35,000)	21	8/9	L 7	@ Los Angeles (62,843)	35
		<b>1965 (2-3)</b>		8/18	L 20	@ Kansas City (35,630)	26
8/17	L 0	@ Los Angeles (31,579)	9	8/23	L 13	Minnesota (45,395)	16
8/21	L 7	San Francisco @Portland (24,837)	27	8/30	W 17	@ Houston (46,951)	14
8/28	W 21	Green Bay (67,954)	12	9/5	L 20	Oakland (39,562)	31
9/3	L 17	Minnesota @Birmingham (41,500)	57	9/13	W 17	Pittsburgh (43,186)	16
9/11	W 34	Chicago @Tulsa (33,525)	21			<b>1976 (3-3)</b>	
		<b>1966 (5-0)</b>		7/31	L 14	@ Oakland (52,391)	17
8/7	W 24	@ San Francisco (28,899)	13	8/7	L 14	@ Los Angeles (60,158)	26
8/13	W 20	@ Los Angeles (44,217)	10	8/14	L 9	Denver (54,567)	13
8/20	W 21	Green Bay (75,504)	3	8/21	W 36	Detroit @Memphis (30,340)	16
8/27	W 20	Detroit @Tulsa (31,250)	10	8/28	W 20	Pittsburgh (64,264)	10
9/2	W 28	Minnesota (58,316)	24	9/4	W 26	Houston (58,844) (OT)	20
		<b>1967 (2-3)</b>				<b>1977 (3-3)</b>	
8/12	L 6	@ Los Angeles (57,595)	20	8/6	W 34	San Diego (59,504)	14
8/20	W 30	@ San Francisco (31,212)	24	8/13	L 17	@ Seattle (58,789) (OT)	23
8/28	L 3	Green Bay (78,087)	20	8/20	L 14	Miami (56,820)	20
9/2	W 30	@ Houston (53,125)	17	8/27	W 23	Baltimore (54,835)	21
9/9	L 7	Baltimore (58,492)	33	9/3	L 14	@ Houston (49,777)	23
		<b>1968 (3-3)</b>		9/8	W 30	Pittsburgh (49,824)	0
8/3	L 24	Chicago @Canton (14,578)	30			<b>1978 (3-1)</b>	
8/11	W 16	@ San Francisco (27,530)	14	8/5	W 41	San Francisco (63,736)	24
8/17	W 42	@ Los Angeles (64,978)	10	8/12	W 21	@ Denver (74,619)	14
8/24	L 27	Green Bay (72,014)	31	8/19	L 13	Houston (62,242)	27
8/31	W 33	@ Houston (52,289)	19	8/26	W 16	Pittsburgh (59,747)	13
9/7	L 10	Baltimore (69,520)	16			<b>1979 (3-2)</b>	
		<b>1969 (4-2)</b>		7/28	L 13	Oakland @Canton (20,648)	20
8/8	L 17	@ Los Angeles (87,381)	24	8/4	W 7	Denver (61,192)	6
8/17	W 20	@ San Francisco (33,894)	17	8/12	L 17	@ Seattle (59,803)	27
8/23	W 31	Green Bay (73,764)	13	8/18	W 16	Houston (62,803)	13
8/28	W 14	@ Houston (55,310)	11	8/25	W 16	Pittsburgh (64,543)	14
9/6	W 25	N.Y. Jets (74,771)	9			<b>1980 (3-1)</b>	
9/14	L 7	Baltimore (58,975)	23	8/9	W 17	Green Bay (54,876)	14
		<b>1970 (1-5)</b>		8/16	W 19	@ Los Angeles (63,283)	16
8/8	W 20	@ San Diego (39,392)	10	8/23	W 20	Houston (63,658)	13
8/15	L 10	@ Los Angeles (64,646)	17	8/30	L 10	Pittsburgh (62,795)	31
8/22	L 34	Green Bay (72,389)	35			<b>1981 (2-2)</b>	
8/29	L 21	@ Houston (46,548)	37	8/8	L 17	Green Bay (55,967)	21
9/5	L 0	Kansas City (69,055)	13	8/15	L 21	@ Los Angeles (61,459)	33
9/13	L 21	N.Y. Jets (55,297)	29	8/22	W 24	Pittsburgh (63,504)	14
				8/29	W 28	Houston (63,799)	20





<b>1982 (3-1)</b>			
8/14	L	10	Buffalo (48,612).....14
8/21	W	26	@ San Diego (49,182).....16
8/28	W	36	New England (50,113).....21
9/4	W	20	Houston (60,150).....14

<b>1983 (3-1)</b>			
8/6	W	20	Miami (46,826).....17
8/15	W	30	@ L. A. Rams (54,268).....7
8/20	L	7	Pittsburgh (62,164).....24
8/27	W	34	Houston (54,363).....31

<b>1984 (3-1)</b>			
8/4	W	31	Green Bay (43,371).....17
8/11	W	24	@ San Diego (50,740).....13
8/16	L	10	Pittsburgh (55,658).....20
8/25	W	31	Houston (53,877).....24

<b>1985 (4-0)</b>			
8/10	W	27	Green Bay (41,847).....3
8/17	W	27	@ San Diego (48,596) (OT).....24
8/26	W	15	Chicago (49,540).....13
8/31	W	20	Houston (53,812).....10

<b>1986 (0-5)</b>			
8/3	L	6	Chicago @ London (82,699).....17
8/9	L	0	@ San Diego (47,744).....20
8/16	L	19	@ L. A. Raiders (52,153).....24
8/22	L	28	Pittsburgh (54,299).....41
8/30	L	14	Houston (62,239).....17

<b>1987 (1-3)</b>			
8/15	L	0	@ San Diego (48,020).....29
8/22	W	13	@ San Francisco (57,598).....3
8/30	L	10	L. A. Raiders (46,666).....34
9/5	L	13	Houston (47,043).....18

<b>1988 (2-2)</b>			
8/6	L	21	@ San Diego (40,110).....24
8/13	W	27	@ L. A. Raiders (40,774).....17
8/22	W	17	Chicago (47,796).....9
8/27	L	10	Houston (48,400).....54

<b>1989 (3-1)</b>			
8/13	W	20	@ San Diego (45,203).....3
8/19	W	27	@ L. A. Raiders (32,358).....20
8/26	L	21	@ Denver (74,076) (OT).....24
9/2	W	30	Houston (63,582).....28

<b>1990 (1-3)</b>			
8/11	L	16	@ San Diego (42,221).....28
8/18	L	14	@ L. A. Raiders (29,273).....16
8/25	W	20	Pittsburgh (47,723).....9
9/1	L	6	Houston (55,499).....27

<b>1991 (2-2)</b>			
8/3	W	24	@ Kansas City (56,038).....14
8/12	L	12	L. A. Raiders (55,981).....17
8/18	L	20	@ Houston (53,314).....30
8/23	W	20	Atlanta (53,689) (OT).....17

<b>1992 (2-3)</b>			
8/2	L	23	Houston @ Tokyo (51,058).....34
8/7	W	27	@ Miami (50,803).....24
8/15	L	16	Houston (61,334).....17
8/22	W	17	Denver (61,485).....3
8/28	L	13	Chicago (60,218).....20

<b>1993 (1-3-1)</b>			
8/1	L	7	Minnesota (60,010).....13
8/8	T	13	Detroit @ London (43,522) (OT).....13
8/14	W	13	L. A. Raiders (60,411).....7
8/21	L	20	Houston @ San Antonio (63,285).....23
8/27	L	21	@ Chicago (56,181).....23

<b>1994 (2-3)</b>			
7/31	W	17	Minnesota (59,062).....9
8/7	L	19	L. A. Raiders (61,932).....27
8/15	L	0	Houston @ Mexico City (112,376).....6
8/21	W	34	Denver (63,923).....10
8/25	L	10	@ New Orleans (57,281).....28

<b>1995 (2-3)</b>			
7/29	W	21	Buffalo (62,752).....15
8/5	L	14	Oakland (62,031).....27
8/12	L	7	Buffalo @ Toronto (55,799).....9
8/21	L	17	@ Denver (72,451).....20
8/26	W	10	Houston @ San Antonio (52,512).....0

<b>1996 (2-3)</b>			
7/27	W	35	Oakland (61,524).....34
8/5	L	6	Kan. City @ Monterrey (45,128).....32
8/12	L	7	New England (57,874).....31
8/17	L	3	Denver (56,115).....20
8/24	W	24	Houston @ Orlando (44,296).....19

<b>1997 (2-2)</b>			
8/3	L	27	Oakland (61,028).....34
8/8	L	10	@ New England (58,440).....16
8/15	W	34	St. Louis (60,402).....31
8/22	W	34	Tennessee (61,001).....10

<b>1998 (0-5)</b>			
8/1	L	19	Seattle (59,357).....20
8/8	L	3	Oakland (61,048).....16
8/17	L	3	New England @ Mexico City (106,424).....21
8/22	L	14	@ St. Louis (56,461).....22
8/27	L	20	@ Jacksonville (71,526).....42

<b>1999 (1-4)</b>			
8/9	L	17	Cleveland @ Canton (25,156) (OT).....20
8/15	L	3	@ Oakland (35,909).....10
8/21	L	14	@ New England (50,816).....34
8/29	W	22	Denver (61,893).....12
9/2	L	6	Jacksonville (58,872).....27

<b>2000 (0-5)</b>			
7/30	L	10	Pittsburgh (56,391).....38
8/5	L	9	Atlanta @ Tokyo (42,178).....20
8/13	L	20	Oakland (56,878).....21
8/19	L	23	@ Denver (76,632).....36
8/24	L	17	St. Louis (57,261).....24

## All-Time Preseason Record (96-107-1)

Arizona.....	0-1
Atlanta.....	1-1
Baltimore.....	0-0
Buffalo.....	1-2
Carolina.....	0-0
Chicago.....	3-5
Cincinnati.....	0-0
Cleveland.....	1-1
College All-Stars.....	1-0
Denver.....	5-5
Detroit.....	3-1-1
Green Bay.....	6-9
Indianapolis.....	3-5
Jacksonville.....	0-2
Kansas City.....	4-4
Miami.....	3-1

Minnesota.....	3-4
New England.....	1-4
New Orleans.....	3-2
New York Giants.....	1-1
New York Jets.....	2-1
Oakland.....	5-15
Philadelphia.....	0-0
Pittsburgh.....	7-6
St. Louis.....	10-13
San Diego.....	6-4
San Francisco.....	8-4
Seattle.....	0-3
Tampa Bay.....	0-0
Tennessee.....	19-13
Washington.....	0-0



# 1960 ★ DALLAS COWBOYS STATISTICS ★ 1960

RECORD: 0-11-1  
7TH PLACE WESTERN CONFERENCE  
HEAD COACH: TOM LANDRY

Date	W/L	Score	Opponent	Att.
9/24	L	28-35	PITTSBURGH	30,000
9/30	L	25-27	PHILADELPHIA	18,500
10/9	L	14-26	@ Washington	21,142
10/16	L	7-48	CLEVELAND	28,500
10/23	L	10-12	@ St. Louis	23,128
10/30	L	7-45	BALTIMORE	25,500
11/6	L	13-38	LOS ANGELES	16,000
11/13	L	7-41	@ Green Bay	32,294
11/20	L	14-26	SAN FRANCISCO	10,000
11/27	L	7-17	@ Chicago	39,951
12/4	T	31-31	@ New York	55,033
12/11	L	14-23	@ Detroit	43,272

TEAM STATISTICS	DALLAS	OPP
FIRST DOWNS	180	216
Rushing	57	106
Passing	105	97
Penalty	18	13
Third Down-Made/Att.	39/144	60/150
Third Down Efficiency	27.1	40.0
Fourth Down-Made/Att.	8/10	3/7
TOTAL NET YARDS	3,153	4,372
Avg. Per Game	279.7	333.1
Total Plays	698	858
Avg. Per Play	4.5	5.1
NET YARDS RUSHING	1,049	2,242
Avg. Per Game	87.4	186.8
Total Rushes	311	445
Avg. Per Rush	3.4	5.0
NET YARDS PASSING	2,104	2,130
Avg. Per Game	175.3	177.5
Sacked/Yards Lost	33/284	20/173
Gross Yards	2,388	2,303
Attempts/Completions	354/163	393/159
Pct. of Completions	46.0	40.0
Had Intercepted	33	15
PUNTS/AVERAGE	60/41.8	50/41.3
Net Punting Average	35.4	34.6
PUNT RET./AVG.	24/8.0	18/4.6
KICKOFF RET./AVG.	66/18.8	30/30.5
INT./AVG. RET.	15/6.5	33/11.8
PENALTIES/YARDS	62/600	72/672
FUMBLES/BALL LOST	21/17	21/11
TOUCHDOWNS	25	47
Rushing	6	24
Passing	17	20
Returns	2	3
EXTRA POINTS/ATTEMPTS	21/23	43/44
FIELD GOALS/ATTEMPTS	6/13	17/24

RUSHING	ATT	YDS	AVG	LG	TD
Dupre	104	362	3.5	18	3
McIlhenny	96	321	3.3	21	1
Kowalczyk	50	156	3.1	34	1
Babb	39	115	2.9	12	0
LeBaron	16	94	5.9	23	1
Heinrich	2	3	1.5	3	0
Meredith	3	4	0.8	8	0
Clarke	1	-6	-6.0	-6	0
COWBOYS	311	1,049	3.4	34	6
Opponents	445	2,242	5.0	751	24

PASSING	ATT	COMP	YDS	PCT	AVG	PCT	INT	PCT	LG	SKS/YDS	RATING
LeBaron	225	111	1,736	49.3	7.72	12	5.3	25	11.1	76/26	205/53.5
Meredith	68	29	281	42.6	4.13	2	2.9	5	7.4	23	3/40
Heinrich	61	23	371	37.7	6.08	3	4.9	3	4.9	64	4/39
COWBOYS	354	163	2,388	46.0	6.75	17	4.8	33	9.3	76/33	284/45.7
Opponents	293	145	2,130	49.5	7.33	20	6.8	15	5.1	70	20/173

RECEIVING	ATT	YDS	AVG	LG	TD
Doran	31	554	17.9	75t	3
Dugan	29	461	15.9	49	1
Howton	23	363	15.8	41	4
Dupre	21	216	10.3	36	2
McIlhenny	15	120	8.0	64t	1
Kowalczyk	14	143	10.2	23	1
Babb	13	140	10.8	27t	1
Clarke	9	290	32.2	76t	3
Bielski	4	38	9.5	15	1
Mathews	3	44	14.7	20	0
Lewis	1	19	19.0	19	0
COWBOYS	163	2,388	14.7	76t	17
Opponents	159	2,303	14.5	70t	20

INTERCEPTIONS	NO	YDS	AVG	LG	TD
Bishop	3	13	4.3	13	0
Franckhauser	3	11	3.7	9	0
Berich	2	27	13.5	23	0
Hansen	2	14	7.0	14	0
Patera	1	24	24.0	21	0
Tubbs	1	5	5.0	5	0
Braatz	1	4	4.0	4	0
Cronin	1	2	2.0	2	0
Butler	1	0	0.0	0	0
COWBOYS	15	100	6.7	23	0
Opponents	33	366	11.1	43t	2

PUNTING	NO	YDS	AVG	TB IN 20	LG	BL	NET
Sherer	57	2,420	42.5	4	15	67	0 39.5
LeBaron	3	97	32.3	0	0	48	0 31.3
COWBOYS	60	2,517	42.0	4	15	67	0 39.2
Opp.	50	2,068	41.2	1	20	60	0 37.1

PUNT RETURNS	NO	FC	YDS	AVG	LG	TD
Butler	13	6	131	10.1	46	0
Mooty	8	4	37	4.6	8	0
Franckhauser	3	2	24	8.0	17	0
Dupre	0	1	0	0	0	0
COWBOYS	24	13	192	8.0	46	0
Opponents	18	16	83	4.6	25	0

KICKOFF RETURNS	NO	YDS	AVG	LG	TD
Butler	20	399	19.2	60	0
Franckhauser	25	509	20.5	46	0
Mooty	10	205	20.5	13	0
Babb	3	46	15.3	20	0
Dupre	2	44	22.0	22	0
Dowdle	2	22	11.0	17	0
Putnam	1	13	13.0	13	0
Bielski	1	4	4.0	4	0
Kowalczyk	1	0	0.0	0	0
Sherer	1	0	0.0	0	0
COWBOYS	66	1,242	18.8	60	0
Opponents	32	811	25.3	90t	1

SCORE BY QUARTERS	1	2	3	4	OT	T
COWBOYS	30	51	27	69	0	177
Opponents	68	148	65	88	0	369

FIELD GOALS	7-19	20-29	30-39	40-49	50+
Cone	1-2	1-2	2-4	2-4	0-1

COWBOYS	1-12	1-2	2-4	2-4	0-1
Opponents	6-8	11-12	0-2	0-2	0-0

Cone: (1),(31,45),(248,328),(125,44M),(51M),  
(32,41),(1),(1),(178,408,32M),(11),(1)  
Opponents: (38M),(21,27),(15,29,10,39),(1),  
(18,18),(39B,26),(9),(18M,21,21),  
(18,45M,28,16,45M,22),(22M,20),  
(26),(25)

SCORING	TDR	TDP	TDR1	FG	PAT	S	TP
Cone	0	0	0	6/13	21/23	0	39
Dupre	3	2	0	0/0	0/0	0	30
Howton	0	4	0	0/0	0/0	0	24
Doran	0	3	0	0/0	0/0	0	18
Clarke	0	3	0	0/0	0/0	0	18
Kowalczyk	1	1	0	0/0	0/0	0	12
McIlhenny	1	1	0	0/0	0/0	0	12
Babb	0	1	0	0/0	0/0	0	6
Dugan	0	1	0	0/0	0/0	0	6
LeBaron	1	0	0	0/0	0/0	0	6
Bielski	0	1	0	0/0	0/0	0	6
COWBOYS	6	17	0	6/13	21/23	0	177
Opponents	22	20	3*	17/24	43/44	2	369

\* Stephens 34 interception return vs. Cleveland (10/16)  
Mitchell 90 kickoff return vs. Cleveland (10/16)  
Nitschke 43 interception return vs. Green Bay (11/13)  
+ Tracey tackled LeBaron in endzone vs. Cardinals (10/23)  
Punt snap out of endzone vs. Detroit (12/11)

## USUAL STARTERS

WR	Fred Dugan	LE	Nate Borden
LT	Bob Fry	LT	Don Healy
LG	Duane Putnam	RT	Ed Husmann
C	John Houser	RE	John Gonzaga
RG	Buzz Guy(7)	LLB	Wayne Hansen
	Mike Falls(5)	MLB	Jerry Tubbs
RT	Paul Dickson(8)	RLB	Gene Cronin
	Dick Klein(4)	LCB	Tom Franckhauser
TE	Jim Doran(9)	RCB	Don Bishop
	Dick Bielski(3)	SS	Bob Berich(6)
WR	Bill Howton(7)		Fred Doelling (3)
	Frank Clarke(3)		Gary Wisener (3)
QB	Eddie LeBaron	FS	Bill Butler
RB	Don McIlhenny(7)		
	L.G. Dupre(5)		
FB	Walt Kowalczyk(7)		
	Gene Babb(5)		





## 1961 ★ DALLAS COWBOYS STATISTICS ★ 1961

RECORD: 4-9-1  
SIXTH PLACE WESTERN CONFERENCE  
HEAD COACH: TOM LANDRY

Date	W/L	Score	Opponent	Att.
9/17	W	27-24	PITTSBURGH	23,500
9/24	W	21-7	MINNESOTA	20,500
10/1	L	7-25	@ Cleveland	43,638
10/8	W	28-0	@ Minnesota	33,070
10/15	L	10-31	NEW YORK	41,500
10/22	L	7-43	PHILADELPHIA	25,000
10/29	W	17-16	@ New York	60,254
11/5	L	7-31	ST. LOUIS	20,500
11/12	L	7-37	@ Pittsburgh	17,519
11/19	T	28-28	WASHINGTON	17,500
11/26	L	13-35	@ Philadelphia	60,127
12/3	L	17-38	CLEVELAND	23,500
12/10	L	13-31	@ St. Louis	15,384
12/17	L	24-34	@ Washington	21,451

TEAM STATISTICS	DALLAS	OPP
FIRST DOWNS	239	254
Rushing	100	122
Passing	130	120
Penalty	9	12
Third Down-Made/Att	NA	NA
Third Down Efficiency	NA	NA
Fourth Down-Made/Att	4/16	5/9
TOTAL NET YARDS	4,480	4,592
Avg. Per Game	320	328
Total Plays	863	787
Avg. Per Play	5.1	5.8
NET YARDS RUSHING	1,819	2,161
Avg. Per Game	130.0	154.4
Total Rushes	415	439
Avg. Per Rush	4.4	4.9
NET YARDS PASSING	2,661	2,431
Sacked/Yards Lost	27/257	22/209
Gross Yards	2,918	2,640
Attempts/Completions	422/215	326/168
Pct. of Completions	50.1	51.5
Had Intercepted	27	25
PUNTS/AVERAGE	61/36.7	43/45.5
Net Punting Average	31.8	42.6
PUNT RET./AVG.	24/4.3	17/11.4
KICKOFF RET./AVG.	64/21.0	43/22.1
INT./AVG. RET.	25/15.0	27/21.7
PENALTIES/YARDS	47/427	38/362
FUMBLES/BALL LOST	46/21	30/18
TOUCHDOWNS	25	49
Rushing	6	21
Passing	23	21
Returns	0	7
EXTRA POINTS/ATTEMPTS	29/29	44/49
FIELD GOALS/ATTEMPTS	11/24	14/29

RUSHING	ATT	YDS	AVG	LG	TD
Perkins	200	815	4.1	47	4
Marsh	84	379	4.1	71	1
Lockett	66	280	4.3	21	0
Meredith	22	176	8.0	28	1
LeBaron	18	72	4.0	21	0
Dupre	16	60	3.7	12	0
Douglas	5	24	4.8	6	0
Howton	1	9	9.0	9	0
McIlhenry	2	4	2.0	4	0
COWBOYS	415	1,819	4.4	71	6
Opponents	439	2,161	4.9	68	21

PASSING	ATT	COMP	YDS	PCT	AVG	TD	INT	PCT	INT	LG	SKS/YDS	RATING
LeBaron	236	120	1,741	50.8	7.38	14	5.9	16	6.8	80	11/89	66.7
Meredith	182	94	1,161	51.6	6.38	9	4.9	11	6.0	56	16/147	63.0
Humphrey	2	1	16	50.0	8.00	0	0.0	0	0.0	16	0/0	77.1
Lockett	2	0	0	0.0	0.00	0	0.0	0	0.0	0	0/0	39.6
COWBOYS	422	215	2,918	51.0	6.91	23	5.5	27	6.4	80	27/257	65.1
Opponents	326	168	2,640	51.5	8.10	21	6.4	25	7.7	78	22/209	58.1

RECEIVING	ATT	YDS	AVG	LG	TD
Howton	56	785	14.2	53	4
Clarke	41	919	22.4	80	9
Perkins	32	298	9.3	38	1
Bielski	26	377	15.1	28	3
Marsh	21	189	9.0	46	2
Lockett	15	114	7.6	26	2
Doran	13	153	11.3	29	2
Dupre	6	49	8.1	17	0
Gregory	3	30	10.0	13	0
McIlhenry	1	6	6.0	6	0
Douglas	1	-2	-2.0	-2	0
COWBOYS	215	2,918	13.6	80	23
Opponents	168	2,640	15.7	78	21

INTERCEPTIONS	NO	YDS	AVG	LG	TD
Bishop	8	172	21.5	57	0
Berich	3	48	16.0	28	0
Tubbs	3	33	11.0	33	0
Moegle	2	31	15.5	25	0
Harris	2	13	6.5	12	0
Frankkhauser	1	23	23.0	23	0
Gregory	1	21	21.0	21	0
Dowdle	1	14	14.0	14	0
Healy	1	11	11.0	11	0
Howley	1	5	5.0	5	0
Livingston	1	3	3.0	3	0
Frost	1	0	0.0	0	0

COWBOYS	YDS	AVG	LG	TD	
COWBOYS	25	374	15.0	57	0
Opponents	27	586	21.7	101	5

PUNTING	NO	YDS	AVG	TB20	LG	BL	NET
Green	61	2,236	36.7	5	6	53	31.8
COWBOYS	61	2,236	36.7	5	6	53	31.8
Opp.	43	1,956	45.5	1	20	60	42.6

PUNT RETURNS	NO	FC	YDS	AVG	LG	TD
Marsh	14	3	71	5.1	19	0
Livingston	6	0	20	3.3	12	0
Dupre	2	0	4	2.0	4	0
Perkins	1	2	8	8.0	8	0
Douglas	1	0	0	0.0	0	0
COWBOYS	24	5	103	4.3	19	0
Opponents	17	27	194	11.4	78	0

KICKOFF RETURNS	NO	YDS	AVG	LG	TD
Marsh	26	667	25.7	79	0
Perkins	22	443	20.1	30	0
Dupre	6	110	17.8	24	0
Lockett	4	46	11.5	21	0
Babb	2	34	17.0	19	0
Dowdle	2	33	16.5	19	0
Douglas	1	12	12.0	12	0
Doran	1	0	0.0	0	0
COWBOYS	64	1,395	21.0	79	0
Opponents	43	950	22.1	90	1

SCORE BY	QUARTERS	1	2	3	4	OT	T
COWBOYS		54	44	69	69	0	236
Opponents		81	119	85	95	0	380

FIELD GOALS	7-19	20-29	30-39	40-49	50+
Green	2-3	1-4	2-3	0-4	0-1
Bielski	0-0	3-3	2-3	1-3	0-0
COWBOYS	2-3	4-6	4-6	1-7	0-1
Opponents	4-5	7-8	1-4	0-2	2-10

Green: (41M, 15, 29M, 27), (41M), (47M, 40M), (1), (16, 37M), (54M), (20B, 32), (22B, 32), (1), (1), (16M), (1), (1)

Bielski: (1), (1), (1), (1), (1), (1), (47M, 49M), (42, 32), (35), (29, 29), (27, 38M)

Opponents: (39M, 45M, 12), (35M, 30M, 11B), (28, 28), (40M), (47M, 29), (20, 26M), (44, 31, 47M, 47M, 13), (47M, 22), (28, 19, 47), (41B), (1), (20), (16), (47M)

SCORING	TDR	TD	TDRI	FG	PAT	S	TP
Clarke	0	9	0	0/0	0/0	0	54
Bielski	0	3	0	6/9	10/10	0	46
Perkins	4	1	0	0/0	0/0	0	30
Green	0	0	0	5/15	19/19	0	24
Howton	0	4	0	0/0	0/0	0	24
Marsh	1	2	0	0/0	0/0	0	18
Doran	0	2	0	0/0	0/0	0	12
Lockett	0	2	0	0/0	0/0	0	12
Meredith	1	0	0	0/0	0/0	0	6
COWBOYS	6	23	0	11/24	29/29	0	236
Opponents	21	21	7	14/29	44/49	0	380

\* Sample 39 interception return vs. Pittsburgh (9/17)

Barnes 101 interception return vs. New York (10/15)

Stacey 31 interception return vs. St. Louis (10/29)

Stacey 34 interception return vs. St. Louis (10/29)

Hackbart 33 interception return vs. Washington (11/5)

Parrish 34 fumble return vs. Cleveland (12/3)

Costello 30 fumble return vs. Cleveland (12/3)

## USUAL STARTERS

WR	Bill Howton	LE	Bob Lilly
LT	Bob Fry	LT	Don Healy
LG	Andy Cvercko(10)	RT	Bill Herchman
	John Houser(4)	RE	Nate Borden
C	Mike Connelly	LLB	Chuck Howley(8)
RG	Mike Falls	MLB	Mike Dowdle(6)
RT	Charlie Granger(7)	MLB	Jerry Tubbs
	Bob McCreary(4)	RLB	Gene Babb(9)
	John Houser(3)		Chuck Howley(5)
TE	Dick Bielski	LCB	Warren Livingston(8)
WR	Frank Clarke		Jim Harris(4)
QB	Eddie LeBaron(10)	RCB	Don Bishop
	Don Meredith(4)	SS	Bob Berich(8)
RB	Don Perkins		Tom Frankkhauser(4)
FB	Amos Marsh(7)	FS	Dick Moegle
	J.W. Lockett(7)		



# 1962 ★ DALLAS COWBOYS STATISTICS ★ 1962

RECORD: 5-8-1  
FIFTH PLACE, EASTERN CONFERENCE  
HEAD COACH: TOM LANDRY

Date	W/L	Score	Opponent	Att.
9/16	T	35-35	WASHINGTON	15,730
9/23	L	28-30	PITTSBURGH	19,478
9/30	W	27-17	@ Los Angeles	26,907
10/7	L	10-19	@ Cleveland	44,040
10/14	W	41-19	PHILADELPHIA	18,645
10/21	W	42-27	@ Pittsburgh	23,106
10/28	L	24-28	ST. LOUIS	16,027
11/4	W	38-10	@ Washington	49,888
11/11	L	10-41	NEW YORK	45,668
11/18	L	33-34	CHICAGO	12,692
11/25	L	14-28	@ Philadelphia	58,070
12/2	W	45-21	CLEVELAND	24,226
12/9	L	20-52	@ St. Louis	14,102
12/16	L	31-41	@ New York	62,694

TEAM STATISTICS	DALLAS	OPP
FIRST DOWNS	246	274
Rushing	101	93
Passing	136	166
Penalty	9	15
Third Down-Made/Att.	72/183	64/167
Third Down Efficiency	39.3	38.3
Fourth Down-Made/Att.	6/7	2/5
TOTAL NET YARDS	4,912	5,184
Avg. Per Game	350	370
Total Plays	843	848
Avg. Per Play	5.8	6.1
NET YARDS RUSHING	2,040	1,510
Avg. Per Game	145.7	107.9
Total Rushes	434	386
Avg. Per Rush	4.7	3.9
NET YARDS PASSING	2,883	3,688
Sacked/Yards Lost	29/232	25/216
Gross Yards	3,115	3,904
Attempts/Completions	380/200	437/233
Pct. of Completions	52.6	53.3
Had Intercepted	17	20
PUNTS/AVERAGE	57/45.4	63/40.6
Net Punting Average	40.7	37.8
PUNT RET./AVG.	18/4.5	28/6.8
KICKOFF RET./AVG.	59/20.5	63/23.5
INT./AVG. RET.	20/18.3	17/15.5
PENALTIES/YARDS	62/639	56/569
FUMBLES/BALL LOST	32/19	33/16
TOUCHDOWNS	51	52
Rushing	16	17
Passing	31	33
Returns	4	2
EXTRA POINTS/ATTEMPTS	50/51	49/52
FIELD GOALS/ATTEMPTS	14/27	13/22

RUSHING	ATT	YDS	AVG	LG	TD
Perkins	222	945	4.3	35	7
Marsh	144	802	5.6	70	6
Bullocks	33	196	6.0	73†	2
Meredith	21	74	3.5	9	0
Lockett	8	24	3.0	7	1
LeBaron	6	-1	-0.2	3	0
COWBOYS	434	2,040	4.7	73†	6
Opponents	386	1,510	3.9	35	17

PASSING	ATT	COMP	YDS	AVG	PCT	TD	INT	LG	SKS/YDS	RATING
Meredith	212	105	1,679	49.5	7.92	15	7.1	8	3.8	69†
LeBaron	166	95	1,436	57.2	8.65	16	9.6	9	5.4	85†
Baker	1	0	0	0.0	0.00	0	0.0	0	0.0	0
Lockett	1	0	0	0.0	0.00	0	0.0	0	0.0	0
COWBOYS	380	200	3,115	52.6	8.20	31	8.2	17	4.5	85†
Opponents	437	233	3,904	53.3	8.93	33	7.6	20	4.6	86†

RECEIVING	ATT	YDS	AVG	LG	TD
Howton	49	706	14.1	69†	6
Clarke	47	1043	22.2	66†	14
Folkins	39	536	13.7	52	6
Marsh	35	467	13.3	85†	2
Perkins	13	104	8.0	21	0
Lockett	7	78	10.1	29†	2
Gregory	3	70	23.3	24	0
Bullocks	3	46	15.3	22†	1
Norman	2	34	17.0	29	0
Davis	2	31	15.5	24	0
COWBOYS	200	3,115	15.6	85†	31
Opponents	233	3,904	16.8	86†	33

INTERCEPTIONS	NO	YDS	AVG	LG	TD
Bishop	6	134	22.3	44	0
Gaechter	5	136	27.2	100†	1
Tubbs	4	35	8.7	21	0
Howley	2	33	16.5	21	0
Norton	2	21	10.5	21	0
Dowdle	1	7	7.0	7	0
COWBOYS	20	366	18.3	100†	1
Opponents	17	263	15.5	57†	1

PUNTING	NO	YDS	AVG	TB IN 20	LG	BL	NET
Baker	57	2,589	45.4	4	13	72	0
COWBOYS	57	2,589	45.4	4	13	72	0
Opp.	63	2,560	40.6	5	8	63	0

PUNT RETURNS	NO	FC	YDS	AVG	LG	TD
Lockett	8	4	45	5.1	17	0
Gaechter	7	7	32	4.5	15	0
Marsh	3	3	4	1.3	2	0
COWBOYS	18	14	81	4.5	17	0
Opponents	28	14	190	6.8	21	0

KICKOFF RETURNS	NO	YDS	AVG	LG	TD
Marsh	29	725	25.0	101†	1
Bullocks	14	265	18.9	62	0
Lockett	6	130	21.6	31	0
Davis	4	66	16.5	23	0
Norman	2	5	2.5	5	0
Gaechter	1	16	16.0	16	0
Talbert	1	0	0.0	0	0
Cvercko	1	0	0.0	0	0
Memmelsar	1	0	0.0	0	0
COWBOYS	59	1,207	20.5	101†	1
Opponents	63	1,604	25.5	92†	1

SCORE BY QUARTERS	1	2	3	4	OT	T
COWBOYS	54	119	107	118	0	398
Opponents	65	124	56	157	0	402

FIELD GOALS	7-19	20-29	30-39	40-49	50+
Green	4-4	1-2	5-10	3-5	1-6
Bielski	5-7	1-1	3-7	3-5	1-5
COWBOYS	9-11	2-3	8-17	6-10	2-11
Opponents	4-5	7-8	1-4	0-2	2-10

Baker: (35M), (1) (35M,34,52M,48), (15,39M), (40, 50M,11), (52M,37,54M,39M), (16), (42M, 53), (36,37), (34M), (15), (22M,25,47), (35, 55M,47M)  
Opponents: (1), (51), (51M,35,42), (36,9), (10, 52M,40,188), (1), (14), (16,37), (21,41M, 15), (32M,35M,16M), (47M,52B), (49M, 42), (45M,50M)

SCORING	TDR	TDP	TORI	FG	PAT	S	PT
Baker	0	0	0	14/27	50/51	0	92
Clarke	0	14	0	0/0	0/0	0	84
Marsh	6	2	1a	0/0	0/0	0	54
Perkins	7	0	0	0/0	0/0	0	42
Folkins	0	6	0	0/0	0/0	0	36
Howton	0	6	0	0/0	0/0	0	36
Bullocks	2	1	0	0/0	0/0	0	18
Lockett	1	2	0	0/0	0/0	0	18
Gaechter	0	0	1b	0/0	0/0	0	6
Norton	0	0	1c	0/0	0/0	0	6
Bishop	0	0	1d	0/0	0/0	0	6
COWBOYS	16	31	4	14/27	50/51	0	398
Opponents	17	33	2*	13/25	49/52	1	402

a 101 kickoff return vs. St. Louis (12/9)  
b 100 interception return vs. St. Louis (10/28)  
c 94 field goal return vs. St. Louis (10/28)  
d 84 fumble return vs. St. Louis (10/14)  
\* Mitchell 92 kickoff return vs. Washington (9/16)  
Wilson 57 interception return vs. St. Louis (10/28)  
+ Holding in end zone vs. Pittsburgh (9/23)

USUAL STARTERS

WR Bill Howton	LE Bob Lilly
LT Bob Fry	LT Guy Reese
LG Andy Cvercko	RT John Meyers
C Mike Connely	RE George Andrie
RG Dale Mummelsar	LLB Mike Dowdle
RT Monte Clark(10)	MLB Jerry Tubbs
Don Talbert(4)	RLB Chuck Howley
TE Lee Folkins(11)	LCB Mike Gaechter(9)
Pitts Norman(3)	Cornell Green(3)
WR Frank Clarke	RCB Don Bishop
QB Eddie LeBaron	SS Jerry Norton
RB Don Perkins	FS Dick Nolan
FB Amos Marsh	





## 1963 ★ DALLAS COWBOYS STATISTICS ★ 1963

RECORD: 4-10  
FIFTH PLACE, EASTERN CONFERENCE  
HEAD COACH: TOM LANDRY

Date	W/L	Score	Opponent	Att.
9/14	L	7-34	ST. LOUIS	36,432
9/22	L	24-41	CLEVELAND	28,710
9/29	L	17-21	@ Washington	40,101
10/6	L	21-24	@ Philadelphia	60,671
10/13	W	17-14	DETROIT	27,264
10/20	L	21-37	@ New York	62,889
10/27	L	21-27	@ Pittsburgh	19,047
11/3	W	35-20	WASHINGTON	18,838
11/10	L	24-31	@ San Francisco	29,563
11/17	W	27-20	PHILADELPHIA	23,694
11/24	L	17-27	@ Cleveland	55,096
12/1	L	27-34	NEW YORK	29,653
12/8	L	19-24	PITTSBURGH	24,136
12/15	W	28-24	@ St. Louis	12,695

## TEAM STATISTICS DALLAS OPP

FIRST DOWNS	248	266
Rushing	105	114
Passing	132	139
Penalty	11	13
Third Down-Made/Att	62/169	69/171
Third Down Efficiency	36.7	40.4
Fourth Down-Made/Att	6/10	16/20
TOTAL NET YARDS	4,263	5,325
Avg. Per Game	304.5	380.4
Total Plays	839	878
Avg. Per Play	5.1	6.1
NET YARDS RUSHING	1,795	2,094
Avg. Per Game	128.2	149.6
Total Rushes	420	455
Avg. Per Rush	4.3	4.6
NET YARDS PASSING	2,468	3,231
Sacked/Yards Lost	44/331	20/161
Gross Yards	2,799	3,392
Attempts/Completions	375/200	403/202
Pct. of Completions	53.3	50.1
Had Intercepted	21	26
PUNTS/AVERAGE	71/44.2	52/41.5
Net Punting Average	40.6	37.8
PUNT RET./AVG.	23/7.7	36/4.9
KICKOFF RET./AVG.	48/22.9	46/24.5
INT./AVG. RET.	26/21.1	21/20.8
PENALTIES/YARDS	67/627	52/479
FUMBLES/BALL LOST	29/15	23/11
TOUCHDOWNS	40	48
Rushing	18	12
Passing	20	31
Returns	2	5
EXTRA POINTS/ATTEMPTS	38/40	45/48
FIELD GOALS/ATTEMPTS	9/20	15/32

RUSHING	ATT	YDS	AVG	LG	TD
Perkins	149	614	4.1	19	7
Marsh	99	483	4.9	41	5
Bullocks	96	341	3.6	17	2
Meredith	41	185	4.5	26	3
Stiger	31	140	4.5	4	1
Baker	1	15	15.0	15	0
Clarke	1	12	12.0	12	0
LeBaron	2	5	2.5	4	0
COWBOYS	420	1,795	4.3	41	18
Opponents	455	2,094	4.6	71	12

PASSING	ATT	COMP	YDS	PCT	AVG	PCT	PCT	LG	SKS/YDS	RATING		
Meredith	310	167	2,381	53.9	7.68	17	5.5	18	5.8	55	35/260	73.2
LeBaron	65	33	418	50.8	6.43	3	4.6	3	4.6	75	9/71	67.4
COWBOYS	375	200	2,799	53.3	7.46	20	5.3	21	5.6	75	44/331	71.9
Opponents	403	202	3,392	50.1	8.42	31	7.7	26	6.5	85	20/161	77.6

RECEIVING	ATT	YDS	AVG	LG	TD
Clarke	43	833	19.4	75	10
Howton	33	514	15.6	44	3
Folkins	31	407	13.1	35	4
Marsh	26	224	8.6	35	0
Norman	18	341	18.9	49	3
Barnes	15	195	13.0	27	0
Perkins	14	84	6.0	20	0
Stiger	13	131	10.1	42	0
Bullocks	7	70	10.0	22	0
COWBOYS	200	2,799	14.0	75	20
Opponents	202	3,392	16.8	85	31

INTERCEPTIONS	NO	YDS	AVG	LG	TD
Green	7	211	34.5	55	0
Bishop	5	45	9.0	31	0
Gaechter	3	140	46.7	86	0
Jordan	3	41	13.6	23	0
Livingston	3	31	10.3	29	0
Tubbs	2	61	20.3	44	0
Howley	2	3	1.5	3	0
Edwards	1	17	17.0	17	0
COWBOYS	26	549	21.1	86	0
Opponents	21	437	20.8	82	5

PUNTING	NO	YDS	AVG	TB	IN20	LG	BL	NET
Baker	71	3,138	44.2	4	13	64	0	40.6
COWBOYS	71	3,138	44.2	4	13	64	0	40.6
Opp.	52	2,159	41.5	5	8	73	0	37.8

PUNT RETURNS	NO	FC	YDS	AVG	LG	TD
Stiger	14	2	141	10.1	45	0
Overton	5	5	32	6.4	14	0
Gaechter	2	2	2	1.0	2	0
Howley	1	0	0	0.0	0	0
Norman	1	0	0	0.0	0	0
COWBOYS	23	9	175	7.9	45	0
Opponents	36	13	176	4.9	26	0

KICKOFF RETURNS	NO	YDS	AVG	LG	TD
Stiger	18	432	24.0	66	0
Hayes, W.	2	48	24.0	25	0
Bullocks	19	453	23.8	56	0
Marsh	9	167	18.6	31	0
COWBOYS	48	1,100	22.9	66	0
Opponents	46	1,125	24.5	46	0

SCORE BY QUARTERS	1	2	3	4	OT	T
COWBOYS	68	124	48	65	0	305
Opponents	58	114	88	118	0	378

FIELD GOALS	7-19	20-29	30-39	40-49	50+
Baker	2-3	3-6	1-1	2-7	1-3
COWBOYS	2-3	3-6	1-1	2-7	1-3
Opponents	7-7	1-6	3-7	3-10	1-2

Baker: (41M), (13), (41.43M, 40M), (13), (1), (42M, 20M), (16M), (24.24M), (56M, 33.27), (20, 26M, 52M), (44M), (53.46), (1)  
Opponents: (43.45), (32.15, 50M), (49M, 37M), (28B, 12.29M), (37M, 48M, 47M), (39.41M), (1), (29M, 12.49), (45M, 32), (32M), (24, 10), (11.53), (17.44M, 43B), (28.39M, 26B, 11)

## USUAL STARTERS

WR Bill Howton(6)	LE Bob Lilly(7)
Pettis Norman(5)	Larry Stephens(7)
Gary Barnes(3)	LT Guy Reese
LT Bob Fry(9)	RT John Meyers(7)
Tony Liscio(5)	Bob Lilly(7)
LG Jim Ray Smith(7)	RE George Andrie(10)
Lynn Hoyem(6)	Larry Stephens(3)
C Mike Connelly	LLB Chuck Howley
RG Dale Mermelcar	MLB Jerry Tubbs
RT Ed Nutting(7)	RLB Lee Roy Jordan(6)
Bob Fry(5)	Dave Edwards(6)
TE Lee Folkins	LCB Cornell Green
WR Frank Clarke	RCB Don Bishop
QB Don Meredith	SS Mike Gaechter(10)
RB Amos Marsh(3)	Jim Rulon(4)
Jim Stiger(3)	FS Warren Livingston
FB Don Perkins(10)	
Amos Bullocks(3)	



# 1964 ★ DALLAS COWBOYS STATISTICS ★ 1964

RECORD: 5-8-1  
FIFTH PLACE, EASTERN CONFERENCE  
HEAD COACH: TOM LANDRY

Date	W/L	Score	Opponent	Att.
9/12	L	6-16	ST. LOUIS	36,605
9/20	W	24-18	WASHINGTON	25,158
9/27	L	17-23	@ Pittsburgh	35,594
10/4	L	6-27	@ Cleveland	72,062
10/11	T	13-13	NEW YORK	33,324
10/18	L	16-20	CLEVELAND	37,456
10/25	W	31-13	@ St. Louis	28,253
11/1	W	24-10	@ Chicago	47,527
11/8	W	31-21	@ New York	63,031
11/15	L	14-17	PHILADELPHIA	55,972
11/22	L	16-28	@ Washington	49,219
11/29	L	21-45	GREEN BAY	44,975
12/6	L	14-24	@ Philadelphia	60,671
12/13	W	17-14	Pittsburgh	35,271

TEAM STATISTICS	DALLAS	OPP
FIRST DOWNS	230	211
Rushing	89	71
Passing	119	121
Penalty	22	19
Third Down-Made/Att.	65/199	65/201
Third Down Efficiency	32.7	32.3
Fourth Down-Made/Att.	8/14	7/14
TOTAL NET YARDS	3,704	3,750
Avg. Per Game	264.6	267.9
Total Plays	893	860
Avg. Per Play	4.1	4.4
NET YARDS RUSHING	1,691	1,504
Avg. Per Game	120.8	107.4
Total Rushes	421	438
Avg. Per Rush	4.0	3.4
NET YARDS PASSING	2,013	2,246
Sacked/Yards Lost	68/503	45/325
Gross Yards	2,516	2,571
Attempts/Completions	404/192	377/172
Pct. of Completions	47.5	45.6
Had Intercepted	24	18
PTS./AVERAGE	78/38.9	80/43.5
Net Punting Average	34.4	33.5
PUNT RET./AVG.	40/11.5	19/2.6
KICKOFF RET./AVG.	46/24.0	50/21.6
INT./AVG. RET.	18/17.6	24/15.0
PENALTIES/YARDS	97/952	75/781
FUMBLES/BALL LOST	39/19	26/20
TOUCHDOWNS	30	34
Rushing	15	6
Passing	10	22
Returns	5	6
EXTRA POINTS/ATTEMPTS	28/29	32/34
FIELD GOALS/ATTEMPTS	14/29	17/28

RUSHING	ATT	YDS	AVG	LG	TD
Perkins	174	768	4.6	59	6
Marsh	100	401	4.0	28	2
Stiger	68	280	4.1	64	1
Dunn	26	103	4.0	14	1
Meredith	32	81	2.5	17	4
Clarke	10	46	4.6	21	0
Folkins	1	9	9.0	9	0
Roach	8	9	1.1	11	0
Lothridge	2	-6	-3.0	2	1
COWBOYS	421	1,691	4.0	64	15
Opponents	438	1,504	3.4	71	6

RECEIVING	NO	YDS	AVG	LG	TD
Clarke	65	973	15.0	49	5
McDonald	46	612	13.3	48	2
Norman	24	311	13.0	37	2
Perkins	15	155	10.3	37	0
Marsh	15	131	8.7	32	0
Dial	11	178	17.1	41	0
Stiger	9	85	9.4	31	1
Folkins	5	41	8.2	11	0
Dunn	2	30	15.0	18	0
COWBOYS	192	2,516	13.1	49	10
Opponents	172	2,571	14.9	59	22

INTERCEPTIONS	NO	YDS	AVG	LG	TD
Renfro	7	110	15.7	39	1
Ridlon	4	121	30.3	74	1
Howley	2	27	13.5	21	0
Tabbs	2	27	13.5	26	0
Livingston	1	27	27.0	27	0
Jordan	1	3	3.0	3	0
Edwards	1	1	1.0	1	0
COWBOYS	18	316	17.6	74	2
Opponents	24	345	15.0	54	4

PUNTING	NO	YDS	AVG	TB IN 20	LG	BL	NET
Lothridge	62	2,501	40.3	7	12	75	1,358.8
Folkins	15	497	33.1	0	3	48	0.283
Howley	1	37	37.0	0	0	37	0.370
COWBOYS	78	3,035	38.9	7	15	75	1,344.4
Opp.	80	3,478	43.5	9	17	74	0.335

PUNT RETURNS	NO	FC	YDS	AVG	LG	TD
Renfro	32	9	418	13.1	69	1
McDonald	2	2	17	8.5	9	0
Gaechter	5	1	24	4.8	16	0
Stiger	1	4	0	0.0	0	0
COWBOYS	40	16	459	11.5	69	1
Opponents	19	29	52	2.6	24	0

KICKOFF RETURNS	NO	YDS	AVG	LG	TD
Renfro	40	1,017	25.4	65	0
Dunn	2	33	16.5	18	0
Gaechter	1	31	31.0	31	0
Bullocks	1	19	19.0	19	0
Marsh	1	2	2.0	2	0
Folkins	1	0	0.0	0	0
COWBOYS	46	1,102	24.0	65	0
Opponents	50	1,081	21.6	60	0

SCORE BY	QUARTERS	1	2	3	4	OT	T
COWBOYS		60	74	37	79	0	250
Opponents		47	81	62	99	0	289

FIELD GOALS	7-19	20-29	30-39	40-49	50+
Van Raaphorst	6-9	2-3	4-6	2-9	0-2
COWBOYS	6-9	2-3	4-6	2-9	0-2
Opponents	3-4	2-3	8-9	4-11	0-1

Van Raaphorst: (1), (48M, 15, 40M), (16), (25B, 19B), (50M, 19, 16, 40M, 35M), (34, 20, 37), (20), (41, 49M), (52M, 43), (47M, 16M, 48M), (39M, 15, 32, 12M, 38), (1), (1), (10, 48M)

Opponents: (37, 50M, 41, 32), (31, 41, 32), (36, 49M, 30M), (19, 21), (1), (34, 30, 47M), (39, 49M, 16), (12, 48M), (1), (43), (47M, 40M, 7B), (25, 29M), (42M, 48), (1)

SCORING	TDR	TDP	TDR	FG	PAT	S	TP
Van Raaphorst	0	0	14/29	28/29	0	70	
Perkins	6	0	0	0/0	0/0	0	36
Clarke	0	5	0	0/0	0/0	0	30
Meredith	4	0	0	0/0	0/0	0	24
Marsh	2	0	0	0/0	0/0	0	12
McDonald	0	2	0	0/0	0/0	0	12
Norman	0	2	0	0/0	0/0	0	12
Ridlon	0	0	2a	0/0	0/0	0	12
Renfro	0	0	2b	0/0	0/0	0	12
Stiger	1	1	0	0/0	0/0	0	12
Dunn	1	0	0	0/0	0/0	0	6
Livingston	0	0	1c	0/0	0/0	0	6
Lothridge	1	0	0	0/0	0/0	0	6
COWBOYS	15	10	5	14/29	28/29	0	250
Opponents	6	22	6*	17/28	32/34	1+	289

a 74 interception return vs. N.Y. Giants (11/8)

63 fumble return vs. Philadelphia (12/6)

b 39 interception return vs. Washington (9/20)

69 punt return vs. Green Bay (11/29)

c 17 fumble return vs. Green Bay (11/29)

\* Parish 54 interception return vs. Cleveland (10/18)

Reger 6 interception return vs. Washington (11/22)

Krause 35 interception return vs. Washington (11/22)

Jordan 60 fumble return vs. Green Bay (11/29)

Aldridge 29 fumble return vs. Green Bay (11/29)

Scarpatti interception return vs. Philadelphia (12/6)

+ Edwards fumble recovery in end zone vs. Washington (9/20)

## USUAL STARTERS

WR	Tommy McDonald	LE	George Andrie
LT	Tony Liscio	RT	Jim Colvin
LG	Craig Kupp(10)	LT	Bob Lilly
	Joe Bob Isbell(4)	RE	Larry Stephens
C	Mike Connelly	LLB	Chuck Howley(9)
RG	Joe Bob Isbell(6)		Dave Edwards(4)
	Ray Schoenkel(4)	MLB	Jerry Tubbs
	Dave Manders(3)	RLB	Lee Roy Jordan
RT	Ray Schoenkel(6)	LCB	Cornell Green
	Bob Fry(5)	RCB	Don Bishop(7)
TE	Pettis Norman		Warren Livingston(7)
WR	Frank Clarke	SS	Jim Ridlon(10)
QB	Don Meredith(10)		Mike Gaechter(4)
	John Roach(4)	FS	Mel Renfro
RB	Jim Stiger(8)		
	Amos Marsh(5)		
FB	Don Perkins		

PASSING	ATT	COMP	YDS	PCT	ATT	PCT	INT	PCT	INT	LG	SKS/YDS	RATING
Meredith	323	158	2,143	48.9	6.63	9	2.8	16	5.0	49	58/416	59.0
Roach	68	32	349	47.1	5.13	1	1.5	6	8.8	37	10/87	31.1
Lothridge	9	2	24	22.2	2.66	0	0.0	2	22.2	13	0/0	0.0
Clarke	1	0	0	0.0	0.00	0	0.0	0	0.0	0	0/0	39.6
Stiger	1	0	0	0.0	0.00	0	0.0	0	0.0	0	0/0	39.6
Dunn	2	0	0	0.0	0.00	0	0.0	0	0.0	0	0/0	39.6
COWBOYS	404	192	2,516	47.5	6.23	10	2.5	24	5.9	49	68/503	51.4
Opponents	377	172	2,571	45.6	6.82	22	5.8	18	4.8	59	45/325	68.1



## 1965 ★ DALLAS COWBOYS STATISTICS ★ 1965

RECORD: 7-7  
SECOND PLACE, EASTERN CONFERENCE  
HEAD COACH: TOM LANDRY

Date	W/L	Score	Opponent	Att.
9/19	W	31-2	NEW YORK	59,366
9/26	W	31-7	WASHINGTON	61,577
10/4	L	13-20	@ St. Louis	32,034
10/10	L	24-35	PHILADELPHIA	56,249
10/17	L	17-23	@ Cleveland	80,451
10/24	L	3-13	@ Green Bay	48,311
10/31	L	13-22	@ Pittsburgh	37,804
11/7	W	39-31	SAN FRANCISCO	39,677
11/14	W	24-17	PITTSBURGH	57,293
11/21	L	17-24	CLEVELAND	76,251
11/28	L	31-34	@ Washington	50,205
12/5	W	21-19	@ Philadelphia	54,714
12/11	W	27-13	ST. LOUIS	38,499
12/19	W	38-20	@ New York	62,871

PLAYOFF BOWL GAME  
(Miami)  
1/9/66 L 3-35  
Baltimore 65,569

TEAM STATISTICS	DALLAS	OPP
FIRST DOWNS	211	240
Rushing	87	80
Passing	108	138
Penalty	16	22
Third Down-Made/Att.	61/180	76/204
Third Down Efficiency	33.9	37.2
Fourth Down-Made/Att.	11/14	3/11
TOTAL NET YARDS	3,995	4,192
Avg. Per Game	285.4	299.4
Total Plays	833	885
Avg. Per Play	4.8	4.7
NET YARDS RUSHING	1,608	1,444
Avg. Per Game	114.9	103.1
Total Rushes	416	422
Avg. Per Rush	3.9	3.4
NET YARDS PASSING	2,387	2,748
Sacked/Yards Lost	55/369	39/315
Gross Yards	2,756	3,063
Attempts/Completions	362/168	424/205
Pct. of Completions	46.4	48.3
Had Intercepted	18	18
PUNTS/AVERAGE	73/41.3	71/42.9
Net Punting Average	37.2	36.8
PUNT RET./AVG.	39/8.0	26/5.3
KICKOFF RET./AVG.	43/27.1	63/19.3
INT./AVG. RET.	18/11.0	18/14.7
PENALTIES/YARDS	78/710	50/483
FUMBLES/BALL LOST	31/17	37/20
TOUCHDOWNS	40	33
Rushing	8	13
Passing	25	17
Returns	7	3
EXTRA POINTS/ATTEMPTS	37/40	29/33
FIELD GOALS/ATTEMPTS	16/27	17/30

RUSHING	ATT	YDS	AVG	LG	TD
Perkins	177	690	3.9	43	0
Smith	86	295	3.4	24	2
Meredith	35	247	6.9	22	1
Dunn	54	171	3.2	12	2
Reeves	33	102	3.1	13	2
Clarke	8	58	7.3	21	0
Stiger	11	50	4.5	16	0
Rhyme	4	11	2.8	16	0
Whitfield	1	0	0.0	0	0
Hayes	4	-8	-2.0	11	1
Morton	3	-8	-2.7	5	0
COWBOYS	416	1,608	3.9	43	8
Opponents	422	1,444	3.4	29	13

RECEIVING	ATT	YDS	AVG	LG	TD
Hayes	46	1003	21.8	82	12
Clarke	41	682	16.6	53	4
Dial	17	283	16.7	46	1
Gent	16	233	14.6	20	2
Perkins	14	142	10.2	27	0
Norman	11	110	10.0	21	3
Reeves	9	210	23.3	47	1
Dunn	8	74	9.3	22	1
Smith	5	10	2.0	5	1
Stiger	1	9	9.0	9	0
COWBOYS	168	2,756	16.4	82	25
Opponents	205	3,063	15.0	72	17

INTERCEPTIONS	NO	YDS	AVG	LG	TD
Green	3	49	16.3	43	0
Livingston	3	5	1.7	5	0
Logan	3	5	1.7	3	0
Renfro	2	92	46.0	90	1
Gaechter	2	21	10.5	19	0
Tabbs	2	9	4.5	8	0
Edwards	2	0	0.0	0	0
Lilly	1	17	17.0	17	1
COWBOYS	18	198	11.0	90	2
Opponents	18	265	14.7	48	0

PUNTING NO	YDS	AVG	TBIN20	LG	BL	RET		
Vilanueva	60	2,505	41.8	8	12	58	0	37.9
Ridgway	13	510	39.2	0	3	44	0	34.1
COWBOYS	73	3,015	41.3	8	15	58	0	37.2
Opp.	71	3,043	42.9	6	20	64	1	36.8

PUNT RETURNS	NO	FC	YDS	AVG	LG	TD
Renfro	24	4	145	6.0	35	0
Hayes	12	2	153	12.8	47	0
Stiger	3	1	14	4.7	13	0
COWBOYS	39	7	312	8.0	47	0
Opponents	26	24	139	5.3	67	0

KICKOFF RETURNS	NO	YDS	AVG	LG	TD
Renfro	21	630	30.0	100	1
Hayes	17	450	26.5	66	0
Reeves	2	45	22.5	24	0
Stiger	2	28	14.0	17	0
Neely	1	13	13.0	13	0
COWBOYS	43	1,166	27.1	100	1
Opponents	63	1,229	19.3	50	0

SCORE BY QUARTERS	1	2	3	4	OT	T
COWBOYS	78	97	44	106	0	325
Opponents	65	75	79	61	0	280

FIELD GOALS	7-19	20-29	30-39	40-49	50+
Vilanueva	6-8	5-6	4-6	1-7	0-0

COWBOYS	6-8	5-6	4-6	1-7	0-0
Opponents	6-7	4-6	3-10	4-6	0-0

Vilanueva:	(41),(43M,27,47M,7),(26,19),(42M,35),(16),(20),(32M),(16,37B,34),(33,46M),(10),(25M,29,45M,44B),(19B,41M),(31,14),(25)
Opponents:	(1),(15,18,37,28),(31B),(48,47B,16,19,20M),(44,22),(33M,18),(10,25B),(32),(46,37B),(35B),(33,19,34M,27,37,20,19B),(18,41),(33M,42B)

SCORING	TDR	TDP	TDR1	FG	PAT	S	TP
Vilanueva	0	0	0	37/38	16/27	0	85
Hayes	1	12	0	0/0	0/0	0	78
Clarke	0	4	0	0/0	0/0	0	24
Dunn	2	1	0	0/0	0/0	0	18
Norman	0	3	0	0/0	0/0	0	18
Reeves	2	1	0	0/0	0/0	0	18
Smith	2	1	0	0/0	0/0	0	18
Gent	0	2	0	0/0	0/0	0	12
Renfro	0	0	2a	0/0	0/0	0	12
Andrie	0	0	1b	0/0	0/0	0	6
Dial	0	1	0	0/0	0/0	0	6
Gaechter	0	0	1c	0/0	0/0	0	6
Green	0	0	1d	0/0	0/0	0	6
Lilly	0	0	1e	0/0	0/0	0	6
Logan	0	0	1f	0/0	0/0	0	6
Meredith	1	0	0	0/0	0/0	0	6
COWBOYS	8	25	7	37/40	16/27	0	325
Opponents	13	17	3	29/33	17/30	1+	280

a 90 interception return vs. St. Louis (10/4)

100 kickoff return vs. San Francisco (11/7)

b fumble recovery in end zone vs. San Francisco (11/7)

c 60 field goal return vs. Washington (11/28)

d 5 fumble return vs. Washington (11/28)

e 17 interception return vs. San Francisco (11/7)

f 60 field goal return vs. N.Y. Giants (12/19)

\* Tarasovic 62 fumble return vs. Philadelphia (10/10)

Folkins 15 fumble return vs. Pittsburgh (11/14)

Kelly 67 punt return vs. Cleveland (11/21)

+ Dallas high snap in end zone vs. N.Y. Giants (9/19)

## USUAL STARTERS

WR Bob Hayes	LE Maury Youmans
LT Jim Boeke	LT Jim Colvin
LG Craig Kupp	RT Bob Lilly
C Dave Manders	RE George Andrie
RG Leon Donohue	LLB Chuck Howley
RT Ralph Neely	MLB Jerry Tubbs
TE Frank Clarke	RLB Dave Edwards
WR Buddy Dial(7)	LCB Cornell Green
Pete Gent(7)	RCB Warren Livingston
QB Don Meredith	SS Obert Logan(9)
RB Perry Lee Dunn(7)	Mike Gaechter(5)
Dan Reeves(4)	FS Mel Renfro
J.D. Smith(3)	
FB Don Perkins	

PASSING	ATT	COMP	YDS	PCT	ATT	TD	TD	INT	INT	LG	SKS/YDS	RATING
Meredith	305	141	2,415	46.2	7.92	22	7.2	13	4.3	65	38/257	79.9
Morton	34	17	173	50.0	5.09	2	2.9	4	5.7	49	10/68	45.0
Rhyme	21	9	157	42.9	7.48	1	4.8	1	4.8	82	7/44	65.0
Reeves	2	1	11	50.0	5.50	0	0.0	0	0.0	11	0/0	66.7
COWBOYS	362	168	2,756	46.4	7.61	25	6.9	18	5.0	82	55/969	74.8
Opponents	424	205	3,063	48.3	7.22	17	4.0	18	4.2	72	39/315	68.2



# 1966 ★ DALLAS COWBOYS STATISTICS ★ 1966

**RECORD: 10-3-1**  
**FIRST PLACE, EASTERN CONFERENCE**  
**HEAD COACH: TOM LANDRY**

Date	W/L	Score	Opponent	Att.
9/18	W	52-7	NEW YORK	60,010
9/25	W	28-17	MINNESOTA	64,116
10/2	W	47-14	@ Atlanta	56,990
10/9	W	56-7	PHILADELPHIA	69,372
10/16	T	10-10	@ St. Louis	50,673
10/23	L	21-30	@ Cleveland	84,721
10/30	W	52-21	PITTSBURGH	58,453
11/6	L	23-24	@ Philadelphia	60,658
11/13	W	31-30	@ Washington	50,927
11/20	W	20-7	@ Pittsburgh	42,185
11/24	W	26-14	CLEVELAND	80,259
12/4	W	31-17	ST. LOUIS	76,965
12/11	L	31-34	WASHINGTON	64,198
12/18	W	17-7	@ New York	62,735
<b>CHAMPIONSHIP GAME</b>				
1/1/67	L	27-34	Green Bay	75,504

TEAM STATISTICS	DALLAS	OPP
FIRST DOWNS	287	221
Rushing	124	64
Passing	139	140
Penalty	24	17
Third Down-Made/Att.	68/188	72/213
Third Down Efficiency	36.1	33.8
Fourth Down-Made/Att.	7/12	4/14
TOTAL NET YARDS	5,145	3,558
Avg. Per Game	367.5	254.1
Total Plays	926	873
Avg. Per Play	5.6	4.1
NET YARDS RUSHING	2,122	1,176
Avg. Per Game	151.6	84.0
Total Rushes	471	356
Avg. Per Rush	4.5	3.3
NET YARDS PASSING	3,023	2,382
Sacked/Yards Lost	42/308	60/420
Gross Yards	3,331	2,802
Attempts/Completions	413/214	457/212
Pct. of Completions	51.8	46.4
Had Interception	14	17
PUNTS/AVERAGE	65/39.2	79/42.4
Net Punting Average	36.7	38.4
PUNT RET./AVG.	41/6.3	26/4.2
KICKOFF RET./AVG.	44/22.9	78/21.8
INT./AVG. RET.	17/17.8	14/19.6
PENALTIES/YARDS	83/624	63/778
FUMBLES/BALL LOST	23/10	23/14
TOUCHDOWNS	56	29
Rushing	24	6
Passing	27	17
Returns	5	6
EXTRA POINTS/ATTEMPTS	56/56	29/29
FIELD GOALS/ATTEMPTS	17/31	12/31

RUSHING	ATT	YDS	AVG	LG	TD
Reeves	175	757	4.3	67	8
Perkins	186	726	3.9	24	8
Meredith	38	242	6.4	22	5
Shy	17	118	6.9	68	1
Garrison	16	62	3.9	13	1
Renfro	8	52	6.5	27	0
Morton	7	50	7.1	12	0
Clarke	8	49	6.1	26	0
Rhyme	7	37	5.4	11	0
Villanueva	1	23	23.0	23	0
Smith	7	7	1.0	2	1
Hayes	1	-1	0.0	0	0
COWBOYS	471	2,122	4.5	68	24
Opponents	356	1,176	3.3	41	6

RECEIVING	NO	YDS	AVG	LG	TD
Hayes	64	1232	19.3	95	13
Reeves	41	557	13.6	51	8
Gent	27	474	17.6	84	1
Clarke	26	355	13.7	33	4
Perkins	23	231	10.0	39	0
Dial	14	252	18.0	39	1
Norman	12	144	12.0	31	0
Renfro	4	65	16.3	42	0
Garrison	2	18	9.0	17	0
Smith	1	3	3.0	3	0
COWBOYS	214	3,331	15.6	95	27
Opponents	212	2,802	13.2	78	17

INTERCEPTIONS	NO	YDS	AVG	LG	TD
Green	4	88	22.0	41	1
Gaechter	3	28	9.3	23	0
Renfro	2	57	28.5	33	0
Logan	2	44	22.0	22	1
Livingston	2	13	6.5	13	0
Jordan	1	49	49.0	49	1
Edwards	1	12	12.0	12	0
Andrie	1	6	6.0	6	1
Tubbs	1	6	6.0	6	0
COWBOYS	17	303	17.8	49	3
Opponents	14	274	19.6	58	1

PUNTING	NO	YDS	AVG	TB IN 20	LG	BL	NET
Villanueva	65	2,551	39.2	3	14	58	1
COWBOYS	65	2,551	39.2	3	14	58	1
Opp.	79	3,349	42.4	3	21	67	0

PUNT RETURNS	NO	FC	YDS	AVG	LG	TD
Renfro	21	6	123	5.9	38	0
Hayes	17	4	106	6.2	18	0
Howley	1	0	30	30.0	30	0
Reeves	2	2	-1	-0.5	14	0
COWBOYS	41	12	258	6.3	38	0
Opponents	26	26	108	4.3	67	1

KICKOFF RETURNS	NO	YDS	AVG	LG	TD
Renfro	19	487	25.6	87	1
Garrison	20	445	22.0	35	0
Reeves	3	56	18.7	21	0
Neely	2	18	9.0	13	0
COWBOYS	44	1,006	22.8	87	1
Opponents	78	1,699	21.8	93	3

SCORE BY QUARTERS	1	2	3	4	OT	T
COWBOYS	78	128	101	138	0	445
Opponents	50	79	62	48	0	239

FIELD GOALS	7-19	20-29	30-39	40-49	50+
Villanueva	9-9	1-8	5-6	1-8	0-0
COWBOYS	9-9	1-8	5-6	1-8	0-0
Opponents	1-2	5-6	4-12	2-9	0-2

Villanueva: (12), (42M), (22), (45M), (17, 47M, 33M), (49M), (49M, 12), (21, 28M, 14, 42), (20), (34M, 38M, 27, 37), (11, 31, 12, 13), (31M), (42, 26), (45M, 29M, 37M, 10), (47M), (23, 50M, 45M, 33M), (1), (1), (36M), (27, 36M), (39, 30, 47, 39M), (1), (31, 49M), (35, 33, 11), (1), (28M, 31M, 20B), (25, 50M), (34M, 40M), (44M, 47M, 42, 29), (12B, 39M, 47M)

SCORING	TD	DR	TDP	TDR1	FG	PAT	S	TP
Villanueva	0	0	0	17/31	56/56	0	107	
Reeves	8	8	0	0/0	0/0	0	96	
Hayes	0	13	0	0/0	0/0	0	78	
Perkins	8	0	0	0/0	0/0	0	48	
Meredith	5	0	0	0/0	0/0	0	30	
Clarke	0	4	0	0/0	0/0	0	24	
Andrie	0	0	1a	0/0	0/0	0	6	
Dial	0	1	0	0/0	0/0	0	6	
Garrison	1	0	0	0/0	0/0	0	6	
Gent	0	1	0	0/0	0/0	0	6	
Green	0	0	1b	0/0	0/0	0	6	
Howley	0	0	1c	0/0	0/0	0	6	
Jordan	0	0	1d	0/0	0/0	0	6	
Renfro	0	0	1e	0/0	0/0	0	6	
Shy	1	0	0	0/0	0/0	0	6	
Smith	1	0	0	0/0	0/0	0	6	
COWBOYS	24	27	5	17/31	56/56	1+	445	
Opponents	6	17	6*	12/31	29/29	0	239	

a 6 interception return vs. N.Y. Giants (12/18)  
 b 41 interception return vs. N.Y. Giants (9/18)  
 c 97 fumble return vs. Atlanta (10/2)  
 d 49 interception return vs. Pittsburgh (10/30)  
 e 87 kickoff return vs. Pittsburgh (10/30)  
 + Townes tackled Johnson in end zone vs. Atlanta (10/2)  
 \* Woodson 56 interception return vs. Pittsburgh (10/30)  
 Butler 93 kickoff return vs. Pittsburgh (10/30)  
 Brown 93 kickoff return vs. Philadelphia (11/6)  
 Brown 90 kickoff return vs. Philadelphia (11/6)  
 Martin 40 punt return vs. Philadelphia (11/6)  
 Roger recovered blocked punt in end zone vs. Washington (12/11)

**USUAL STARTERS**

WR Bob Hayes	LE Willie Townes(8)
LT Jim Boeke(10)	Larry Stephens(6)
Tony Liscio(4)	LT Jim Colvin
LG Tony Liscio(10)	RT Rob Lilly
John Niland(4)	RE George Andrie
C Dave Manders	LLB Chuck Howley
RG Leon Donohue	MLB Lee Roy Jordan
RT Ralph Neely	RLB Dave Edwards
TE Pettis Norman	LCB Cornell Green
WR Pete Gent(10)	RCB Warren Livingston
Buddy Dial(3)	SS Mike Gaechter
QB Don Meredith	FS Mel Renfro(8)
RB Dan Reeves	FB Obert Logan(6)
FB Don Perkins	

PASSING	ATT	COMP	YDS	PCT	AVG	TD	PCT	PCT	LG	SKS/YDS	RATING	
Meredith	344	177	2,805	51.5	8.15	24	7.0	12	3.5	95	37/261	79.9
Rhyme	36	21	253	58.3	7.03	0	0.0	1	2.8	47	4/39	45.0
Morton	27	13	225	48.1	8.33	3	11.1	1	3.7	41	1/8	65.0
Reeves	6	3	48	50.0	8.00	0	0.0	0	0.0	29	0/0	66.7
COWBOYS	413	214	3,331	51.8	8.07	27	6.5	14	3.4	95	42/308	74.8
Opponents	457	212	2,802	46.4	6.13	17	3.7	17	3.7	78	60/420	63.1







# 1968 ★ DALLAS COWBOYS STATISTICS ★ 1968

RECORD: 12-2  
FIRST PLACE CAPITAL DIVISION  
HEAD COACH: TOM LANDRY

Date	W/L	Score	Opponent	Att.
9/15	W	59-13	DETROIT	61,382
9/22	W	28-7	CLEVELAND	68,733
9/29	W	45-13	@ Philadelphia	60,858
10/6	W	27-10	@ St. Louis	48,296
10/13	W	34-14	PHILADELPHIA	72,083
10/20	W	20-7	@ Minnesota	47,644
10/28	L	17-28	GREEN BAY	74,504
11/3	W	17-3	@ New Orleans	84,728
11/10	L	21-27	NEW YORK	72,163
11/17	W	44-24	@ Washington	50,816
11/24	W	34-3	@ Chicago	46,667
11/28	W	29-20	WASHINGTON	66,076
12/8	W	28-7	PITTSBURGH	55,069
12/15	W	28-10	@ New York	62,617

### 1968 EASTERN CHAMPIONSHIP GAME

12/21 L 20-31 @ Cleveland 81,497

### PLAYOFF BOWL GAME

(Miami)

1/5/69 W 17-13 Minnesota 22,961

### TEAM STATISTICS

	DALLAS	OPP
FIRST DOWNS	297	202
Rushing	135	61
Passing	143	123
Penalty	19	18
Third Down-Made/Att.	87/188	66/193
Third Down Efficiency	46.3	34.2
Fourth Down-Made/Att.	6/6	6/19
TOTAL NET YARDS	5,117	3,633
Avg. Per Game	365.5	259.5
Total Plays	913	863
Avg. Per Play	5.6	4.2
NET YARDS RUSHING	2,091	1,195
Avg. Per Game	149.4	85.4
Total Rushes	480	369
Avg. Per Rush	4.4	3.2
NET YARDS PASSING	3,026	2,438
Sacked/Yards Lost	34/269	51/400
Gross Yards	3,295	2,838
Attempts/Completions	399/217	428/220
Pct. of Completions	54.4	51.4
Had Intercepted	18	26
PUNTS/AVERAGE	59/40.9	77/40.4
Net Punting Average	36.4	33.7
PUNT RET./AVG.	30/13.5	25/5.1
KICKOFF RET./AVG.	39/21.6	68/19.5
INT./AVG. RET.	26/10.6	18/20.5
PENALTIES/YARDS	77/751	54/657
FUMBLES/BALL LOST	21/15	21/15
TOUCHDOWNS	54	23
Rushing	22	2
Passing	25	20
Returns	7	1
EXTRA POINTS/ATTEMPTS	54/54	21/23
FIELD GOALS/ATTEMPTS	17/29	9/22

RUSHING	ATT	YDS	AVG	LG	TD
Perkins	191	836	4.4	28t	4
Baynham	103	438	4.3	22t	5
Garrison	45	271	5.9	22	5
Shy	64	179	2.8	17t	1
Reeves	40	178	4.5	25	4
Meredith	22	123	5.6	16	1
Norman	4	51	12.8	26	0
Morton	4	28	7.0	12	2
Hayes	4	2	0.5	0	0
Gent	2	-5	-2.5	-5	0
COWBOYS	480	2,071	4.4	28t	22
Opponents	369	1,195	3.2	27	2

RECEIVING	NO	YDS	AVG	LG	TD
Rentzel	54	1,009	18.7	65t	6
Hayes	53	909	17.2	54t	10
Baynham	29	380	13.1	40	3
Norman	18	204	11.3	34	1
Perkins	17	180	11.1	24	2
Gent	16	194	12.1	22	0
Shy	10	105	10.5	41	0
Garrison	7	111	15.9	53	0
Reeves	7	84	12.0	21	1
Homan	4	92	23.0	36t	1
Wright	1	15	15.0	15t	1
Randle	1	12	12.0	12	0
COWBOYS	217	3,296	15.2	65t	25
Opponents	220	2,838	12.9	80t	20

INTERCEPTIONS	NO	YDS	AVG	LG	TD
Howley	6	115	19.2	58	1
Green	4	73	18.3	55t	1
Gaechter	3	23	7.6	17	0
Jordan	3	17	5.7	7	0
Johnson	3	3	1.0	3	0
Rentro	3	5	1.7	5	0
Daniels	2	25	12.5	17	0
Simmons	1	8	8.0	8	0
Cole	1	5	5.0	5	1
COWBOYS	26	275	10.6	58	3
Opponents	18	335	20.5	89	1

PUNTING NO	YDS	AVG	TB	IN20	LG	BL	NET
Widby	59	2,415	40.9	7	17	84	0 36.4
COWBOYS	59	2,415	40.9	7	17	84	0 36.4
Opp.	77	3,119	40.4	6	22	57	0 33.7

PUNT RETURNS	NO	FC	YDS	AVG	LG	TD
Hayes	15	9	312	20.8	90t	2
Rentzel	14	12	93	6.6	27	0
Homan	1	0	0	0.0	0	0
Gaechter	0	1	0	0.0	0	0
COWBOYS	30	23	405	13.5	90t	2
Opponents	25	16	128	5.1	48	0

KICKOFF RETURNS	NO	YDS	AVG	LG	TD
Baynham	23	590	25.7	40	0
Daniels	9	193	21.5	32	0
Neely	3	17	5.6	9	0
Homan	2	21	10.5	21	0
Hayes	1	20	20.0	20	0
Norman	1	0	0.0	0	0
COWBOYS	39	843	21.6	40	0
Opponents	68	1,326	19.5	53	0

SCORE BY QUARTERS	1	2	3	4	OT	T
COWBOYS	72	133	85	141	0	431
Opponents	19	68	59	40	0	186

FIELD GOALS	7-19	20-29	30-39	40-49	50+
Clark	6-6	7-8	1-6	2-6	1-3
COWBOYS	6-6	7-8	1-6	2-6	1-3
Opponents	3-3	3-3	3-11	0-4	0-1

Clark: (52M,16.46M),(33M),(26),(14.50),(35M,26.21),(12.21.53M),(16.47M)(20),(),(45,34.13),(34M,21.29M,31M,38M,49,47M),(18,25),(48M),()

Opponents: (48M,36B),(23.13),(32.35M),(47M),(31B,45B),(37M),(57M,37M,38),(25,10),(37),(21.34M),(),(45M),(12.32M,32B)

### SCORING

	TDR	TDP	TDR1	FG	PAT	S	TP
M. Clark	0	0	0	17/29	54/54	0	105
Hayes	0	10	2a	0/0	0/0	0	72
Baynham	5	3	0	0/0	0/0	0	48
Perkins	4	2	0	0/0	0/0	0	36
Rentzel	0	6	0	0/0	0/0	0	36
Garrison	5	0	0	0/0	0/0	0	30
Reeves	4	1	0	0/0	0/0	0	30
Cole	0	0	2b	0/0	0/0	0	12
Morton	2	0	0	0/0	0/0	0	12
Green	0	0	1c	0/0	0/0	0	6
Homan	0	1	0	0/0	0/0	0	6
Howley	0	0	1d	0/0	0/0	0	6
Meredith	1	0	0	0/0	0/0	0	6
Shy	1	0	0	0/0	0/0	0	6
Townes	0	0	1e	0/0	0/0	0	8
Norman	0	1	0	0/0	0/0	0	2
Wright	0	1	0	0/0	0/0	0	6
Pugh	0	0	0	0/0	0/0	1	2
COWBOYS	22	25	7	17/29	54/54	1+ 431	
Opponents	2	20	1*	9/22	21/23	0 186	

a 90 punt return vs. Pittsburgh (12/8)

63 punt return vs. N.Y. Giants (12/15)

b 21 fumble return vs. Washington (11/17)

5 interception return vs. Washington (11/28)

c 55 interception return vs. Minnesota (10/20)

d 35 interception return vs. Detroit (9/15)

e 20 fumble return vs. Cleveland (9/22)

\* Pugh forced fumble in end zone vs. Washington (11/28)

\* Hanburger 30 interception return vs. Washington (11/17)

### USUAL STARTERS

WR	Bob Hayes	LE	Larry Cole(10)
LT	Tony Lucio		Willie Townes(4)
LG	John Niland	RT	Jethro Pugh
C	Malcolm Walker	LT	Bob Lilly
RG	John Wilbur	RE	George Andrie
RT	Ralph Neely	LLB	Chuck Howley
TE	Pettis Norman	MLB	Lee Roy Jordan
WR	Lance Rentzel	RLB	Dave Edwards
QB	Don Meredith	LCB	Cornell Green
RB	Craig Baynham(8)	RCB	Mike Johnson
	Dan Reeves(4)	SS	Mike Gaechter
FB	Don Perkins	FS	Mel Rentro(8)
			Dick Daniels(8)

PASSING	ATT	COMP	YDS	PCT	AVG	TD	PCT	INT	PCT	LG	SKS/YDS	RATING
Meredith	309	171	2,500	55.3	8.09	21	6.8	12	3.9	65t	30/180	88.3
Morton	85	44	752	51.8	8.85	4	4.7	6	7.1	53	4/39	68.2
Reeves	4	2	43	50.0	10.75	0	0.0	0	0.0	24	0/0	101.8
Baynham	1	0	0	0.0	0.00	0	0.0	0	0.0	0	0/0	39.6
COWBOYS	399	217	3,295	54.4	8.26	25	6.3	18	4.5	65t	34/269	84.1
Opponents	428	220	2,838	51.4	6.63	20	4.7	26	6.1	80t	51/400	63.9





## 1969 ★ DALLAS COWBOYS STATISTICS ★ 1969

RECORD: 11-2-1  
FIRST PLACE CAPTIV DIVISION  
HEAD COACH: TOM LANDRY

Date	W/L	Score	Opponent	Att.
9/21	W	24-3	ST. LOUIS	62,134
9/28	W	21-17	@ New Orleans	79,567
10/5	W	38-7	@ Philadelphia	60,658
10/12	W	24-17	@ Atlanta	54,833
10/19	W	49-14	PHILADELPHIA	71,509
10/27	W	25-3	@ Cleveland	58,964
11/2	L	10-42	@ Washington	84,850
11/9	W	33-17	NEW ORLEANS	68,282
11/16	W	41-28	@ Los Angeles	50,474
11/23	L	23-24	@ Los Angeles	79,105
11/27	L	24-24	SAN FRANCISCO	62,348
12/7	W	10-7	@ Pittsburgh	24,990
12/13	W	27-10	BALTIMORE	63,191
12/21	W	20-10	WASHINGTON	56,924

## 1969 EASTERN CHAMPIONSHIP GAME

12/28 L 14-38 CLEVELAND 69,321

PLAYOFF BOWL GAME  
(Miami)

1/3/70 L 0-31 Los Angeles 31,151

## TEAM STATISTICS

	DALLAS	OPP
FIRST DOWNS	275	203
Rushing	133	52
Passing	125	141
Penalty	17	10
Third Down-Made/Att	82/197	64/191
Third Down Efficiency	41.6	33.5
Fourth Down-Made/Att	2/6	3/8
TOTAL NET YARDS	5,122	3,707
Avg. Per Game	365.9	264.8
Total Plays	931	826
Avg. Per Play	5.5	4.5
NET YARDS RUSHING	2,276	1,050
Avg. Per Game	162.6	75.0
Total Rushes	532	313
Avg. Per Rush	4.3	3.4
NET YARDS PASSING	2,846	2,657
Sacked/Yards Lost	44/366	55/452
Gross Yards	3,212	3,109
Attempts/Completions	355/189	458/235
Pct. of Completions	53.2	51.3
Had Intercepted	18	24
PUNTS/AVERAGE	63/43.3	82/42.2
Net Punting Average	37.2	37.7
PUNT RET./AVG.	38/7.2	43/7.1
KICKOFF RET./AVG.	36/19.9	64/19.4
INT./AVG. RET.	24/14.1	18/9.3
PENALTIES/YARDS	81/840	58/680
FUMBLES/BALL LOST	28/12	23/11
TOUCHDOWNS	44	28
Rushing	17	3
Passing	24	23
Returns	3	2
EXTRA POINTS/ATTEMPTS	43/44	28/28
FIELD GOALS/ATTEMPTS	20/36	9/25

	PASSING	ATT	COMP	YDS	PCT	AVG	TD	PCT	PCT	INT	LG	SKS/YDS	RATING
Morton	302	162	2,619	53.6	8.67	11	7.0	15	5.0	67	30/246	85.4	
Staubach	47	23	421	49.0	8.96	1	2.1	2	4.3	751	12/106	69.5	
Hill	3	3	137	100.0	45.66	2	66.7	0	0.0	53	0/0	158.3	
Reeves	3	1	35	33.3	11.67	0	0.0	1	33.3	35	2/14	38.9	
COWBOYS	355	189	3,212	53.2	9.05	24	6.3	18	7.1	751	44/366	85.6	
Opponents	458	235	3,109	51.3	6.79	23	5.0	24	5.2	881	55/452	68.0	

	RUSHING	ATT	YDS	AVG	LG	TD
Hill	204	942	4.6	55	8	
Garrison	176	818	4.6	21	2	
Reeves	59	173	2.9	12	4	
Shy	42	154	3.7	23	1	
Morton	16	62	4.0	15	1	
Staubach	15	60	4.0	19	1	
Welch	6	21	3.5	6	0	
Norman	5	20	4.0	21	0	
Hayes	4	17	4.3	6	0	
Rentzel	2	11	5.5	14	0	
Baynham	3	-2	-0.6	2	0	
COWBOYS	532	2,276	4.3	55	17	
Opponents	313	1,050	3.4	25	3	

	RECEIVING	ATT	YDS	AVG	LG	TD
Rentzel	43	969	22.3	751	12	
Hayes	40	746	18.7	671	4	
Hill	20	232	11.6	28	0	
Reeves	18	187	10.4	29	1	
Ditka	17	369	21.7	51	3	
Norman	13	238	18.3	311	3	
Garrison	13	131	10.1	25	0	
Homan	12	240	20.0	66	0	
Shy	8	124	15.5	491	1	
Conrad	4	74	18.5	34	0	
Wright	1	12	12.0	12	0	
COWBOYS	189	3,212	17.0	751	24	
Opponents	235	3,109	13.2	881	23	

	INTERCEPTIONS	NO	YDS	AVG	LG	TD
Rentfro	10	118	11.8	41	0	
Gaechter	3	72	24.0	37	0	
Jordan	2	38	19.0	38	0	
Howley	2	37	18.5	28	0	
P. Clark	2	2	1.0	2	0	
Green	2	0	0.0	0	0	
Cole	1	41	41.0	41	1	
Brown	1	31	31.0	31	0	
Edwards	1	0	0.0	0	0	
COWBOYS	24	339	14.1	411	1	
Opponents	18	167	9.3	561	1	

	PUNTING NO	YDS	AVG	TB/20	LG	BL	NET
Widby	63	2,729	43.3	4	9	62	0 37.2
COWBOYS	63	2,729	43.3	4	9	62	0 37.2
Opp.	82	3,463	42.2	5	21	81	0 37.7

	PUNT RETURNS	NO	FC	YDS	AVG	LG	TD
Hayes	18	5	179	9.9	50	0	
Rentfro	15	7	80	5.3	34	0	
Rentzel	4	3	14	3.5	11	0	
Johnson	1	0	0	0.0	0	0	
COWBOYS	38	15	273	7.2	50	0	
Opponents	43	7	305	7.1	28	0	

	KICKOFF RETURNS	NO	YDS	AVG	LG	TD
Flowers	11	238	20.8	30	0	
Baynham	7	114	16.3	29	0	
Welch	5	112	22.4	35	0	
Hill	4	125	31.3	46	0	
Hayes	3	80	26.7	46	0	
Shy	3	47	15.6	26	0	
Green	2	0	0.0	0	0	
Garrison	1	2	2.0	2	0	
COWBOYS	36	718	19.9	46	0	
Opponents	64	1,242	19.4	60	0	

	SCORE BY	QUARTERS	1	2	3	4	OT	T
COWBOYS	102	106	54	107	0	369		
Opponents	62	64	48	49	0	223		

	FIELD GOALS	7-19	20-29	30-39	40-49	50+
Clark, M.	7-8	6-7	4-7	3-11	0-3	
COWBOYS	7-8	6-7	4-7	3-11	0-3	
Opponents	1-1	3-5	4-5	1-12	0-2	

Clark: (23M,30), (47M), (14,47M), (47,32M), (17M, 33M), (41M,42M,47,35,15), (14,50M), (21,21, 46M,40M), (36,14,50M), (18,22,43), (47M,24, 37M), (32), (15,27,46M), (12,24,54M)

Opponents: (42M,46M,20,27M), (56M,32M,43), (42B), (34), (48M), (23,50B), (45M,46M), (37,44M), (48B), (36), (48B,21), (1), (24, 43M), (34,27B,42M)

	SCORING	TDR	TDP	TDR1	FG	PAT	S	TP
M. Clark	0	0	0	20/36	43/44	0	103	
Rentzel	0	12	1a	0/0	0/0	0	78	
Hill	8	0	0	0/0	0/0	0	48	
Reeves	4	1	0	0/0	0/0	0	30	
Hayes	0	4	0	0/0	0/0	0	24	
Ditka	0	3	0	0/0	0/0	0	18	
Norman	0	3	0	0/0	0/0	0	18	
Garrison	2	0	0	0/0	0/0	0	12	
Shy	1	1	0	0/0	0/0	0	12	
Cole	0	0	1b	0/0	0/0	0	6	
Lilly	0	0	1c	0/0	0/0	0	6	
Morton	1	0	0	0/0	0/0	0	6	
Staubach	1	0	0	0/0	0/0	0	6	
Andrie	0	0	0	0/0	0/0	1+	2	
COWBOYS	17	24	3	20/36	43/44	1+	369	
Opponents	3	23	2*	9/25	28/28	0	223	

a Fumble recovery in end zone vs. Philadelphia (10/5)

b 21 fumble return vs. Washington (11/17)

c 41 interception return vs. Washington (11/16)

+ Andrie tackled Tarkenton in end zone vs. N.Y. Giants (10/27)

\* Bradley 56 interception return vs. Philadelphia (10/19)

Hanburger 19 fumble return vs. Washington (12/21)

## USUAL STARTERS

WR	Bob Hayes(10)	LE	Larry Cole
LT	Dennis Homan(4)	LT	Jethro Pugh(11)
LG	John Niland		Ron East(3)
C	Malcolm Walker	RT	Bob Lilly
RG	John Wilbur	RE	George Andrie
RT	Ralph Neely(11)	LLB	Dave Edwards
TE	Pettis Norman(7)	MLB	Lee Roy Jordan
	Mike Ditka(4)	RLB	Chuck Howley
WR	Lance Rentzel	RCB	Phil Clark
QB	Craig Morton	SS	Mike Gaechter
RB	Calvin Hill	FS	Mel Rentro
FB	Walt Garrison		



## 1970 ★ DALLAS COWBOYS STATISTICS ★ 1970

RECORD: 10-4  
FIRST PLACE NFC EAST  
HEAD COACH: TOM LANDRY

Date	W/L	Score	Opponent	Att.
9/20	W	17-7	@ Philadelphia	59,728
9/27	W	28-10	N.Y. Giants	57,239
10/4	L	7-20	@ St. Louis	50,780
10/11	W	13-0	Atlanta	53,611
10/18	L	13-54	@ Minnesota	47,900
10/25	W	27-16	@ Kansas City	51,158
11/1	W	21-17	PHILADELPHIA	55,736
11/8	L	20-23	@ N.Y. Giants	62,928
11/16	L	0-38	ST. LOUIS	69,323
11/22	W	45-21	@ Washington	50,415
11/26	W	16-3	GREEN BAY	67,182
12/6	W	34-0	WASHINGTON	57,936
12/12	W	6-2	@ Cleveland	75,458
12/20	W	52-10	HOUSTON	50,504

## 1970 DIVISIONAL PLAYOFF

12/26 W 5-0 DETROIT 73,167

## 1970 NFC CHAMPIONSHIP GAME

1/3/71 W 17-10 @ San Francisco 59,625

## SUPER BOWL V

(Miami)

1/17/71 L 13-16 Baltimore 80,055

TEAM STATISTICS	DALLAS	OPP
FIRST DOWNS	229	205
Rushing	119	87
Passing	95	105
Penalty	15	13
Third Down-Made/Att	63/186	74/202
Third Down Efficiency	33.9	36.6
Fourth Down-Made/Att	6/15	6/15
TOTAL NET YARDS	4,449	3,569
Avg. Per Game	317.8	254.9
Total Plays	858	855
Avg. Per Play	5.2	4.2
NET YARDS RUSHING	2,300	1,656
Avg. Per Game	164.3	118.3
Total Rushes	522	415
Avg. Per Rush	4.4	4.0
NET YARDS PASSING	2,149	1,913
Sacked/Yards Lost	39/296	41/313
Gross Yards	2,445	2,226
Attempts/Completions	297/149	399/193
Pct. of Completions	50.2	48.4
Had Interception	16	24
PUNTS/AVERAGE	69/41.3	74/41.1
Net Punting Average	35.4	36.3
PUNT RET./AVG.	32/7.4	38/7.4
KICKOFF RET./AVG.	37/24.0	60/19.0
INT./AVG. RET.	24/12.8	16/16.2
PENALTIES/YARDS	87/934	70/732
FUMBLES/BALL LOST	29/12	25/14
TOUCHDOWNS	35	24
Rushing	16	10
Passing	18	10
Returns	1	4
EXTRA POINTS/ATTEMPTS	35/35	24/24
FIELD GOALS/ATTEMPTS	18/27	17/26

RUSHING	ATT	YDS	AVG	LG	TD
Thomas	151	803	5.3	47	5
Hill	153	577	3.8	20	4
Garrison	126	507	4.0	18	3
Staubach	27	221	8.2	25	0
Reeves	35	84	2.4	8	2
Morton	16	37	2.3	11	0
Hayes	4	34	8.5	13t	1
Norman	2	16	8.0	22	0
Welch	5	13	2.6	5t	1
Rentzel	1	11	11.0	11	0
Homan	2	-3	-1.5	0	0

COWBOYS	522	2,300	4.4	47	16
Opponents	415	1,656	4.0	48	10

RECEIVING	NO	YDS	AVG	LG	TD
Hayes	34	889	26.1	89t	10
Rentzel	28	556	19.9	86t	5
Garrison	21	205	9.8	36	2
Hill	13	95	7.3	21	0
Reeves	12	140	11.7	23	0
Thomas	10	73	7.3	17	0
Rucker	9	200	22.2	52t	1
Dotka	8	98	12.3	26	0
Homan	7	105	15.0	43	0
Norman	6	70	11.7	23	0
Kiner	1	14	14.0	14	0

COWBOYS	149	2,445	16.4 <th>89t <th>18</th> </th>	89t <th>18</th>	18
Opponents	193	2,226	11.5	78t	10

INTERCEPTIONS	NO	YDS	AVG	LG	TD
Waters	5	45	9.0	20	0
Renfro	4	3	0.8	3	0
Aderley	3	69	23.0	30	0
Harris	2	66	33.0	60	0
Howley	2	18	9.0	17	0
Edwards	2	2	1.0	2	0
Green	1	59	59.0	59	0
Kiner	1	28	28.0	28	0
Stincic	1	11	11.0	11	0
Jordan	1	6	6.0	6	0
Pugh	1	0	0.0	0	0
Washington	1	0	0.0	0	0

COWBOYS	24	307	12.8 <th>60 <th>0</th> </th>	60 <th>0</th>	0
Opponents	16	259	16.2	43	1

PUNTING	NO	YDS	AVG	TBN20	LG	BL	NET
Widby	69	2,847	41.3	6	10	59	1 35.4
COWBOYS	69	2,847	41.3	6	10	59	1 35.4
Opp.	74	3,045	41.1	6	21	64	1 36.3

PUNT RETURNS	NO	FC	YDS	AVG	LG	TD
Hayes	15	7	116	7.7	34	0
Renfro	13	6	77	5.9	29	0
Adkins	4	2	44	11.0	24	0
Reeves	0	2	0	0.0	0	0

COWBOYS	32	17	237	7.4 <th>34 <th>0</th> </th>	34 <th>0</th>	0
Opponents	38	12	281	7.4	74t	1

KICKOFF RETURNS	NO	YDS	AVG	LG	TD
Thomas	19	416	21.9	33	0
Adkins	7	149	21.3	27	0
Washington	5	242	48.4	100t	1
Kiner	3	50	16.7	18	0
Harris	1	22	22.0	22	0
Waters	1	6	6.0	6	0
Flowers	1	3	3.0	3	0
COWBOYS	37	888	24.0	100t	1
Opponents	60	1,142	19.0	44	0

## SCORE BY

QUARTERS	1	2	3	4	OT	T
COWBOYS	36	82	93	88	0	299
Opponents	59	49	55	58	0	221

## FIELD GOALS

7-19	20-29	30-39	40-49	50+	
Clark, M.	7-8	3-5	6-9	2-5	0-0
COWBOYS	7-8	3-5	6-9	2-5	0-0
Opponents	2-2	4-6	7-9	3-5	1-4

Clark: (13), (47M, 41M), (19M), (38M, 19, 10), (19, 43), (38, 34), (34M), (28, 32M, 22), (1), (42), (21, 12, 15), (21B, 38, 47M, 15), (29M, 39, 31), (35)  
Opponents: (1), (50M, 20, 27M), (38, 35, 43M), (36M), (42, 31, 28, 34), (25, 32, 22), (19), (40, 42, 55M, 54, 20M), (53M, 31), (1), (19), (47M), (32M), (37)

## SCORING

TDR	TDP	TDR1	FG	PAT	S	TP
M. Clark	0	0	0	18/27	35/35	0 89
Hayes	1	10	0	0/0	0/0	0 66
Garrison	3	2	0	0/0	0/0	0 30
Rentzel	0	5	0	0/0	0/0	0 30
Thomas	5	0	0	0/0	0/0	0 30
Hill	4	0	0	0/0	0/0	0 24
Reeves	2	0	0	0/0	0/0	0 12
Rucker	0	1	0	0/0	0/0	0 6
Washington	0	0	1a	0/0	0/0	0 6
Welch	1	0	0	0/0	0/0	0 6
COWBOYS	16	18	1	18/27	35/35	0 299
Opponents	10	10	4*	17/26	24/24	1+ 221

a 100 kickoff return vs. Washington (11/22)

\* Sharrockman 34 punt block return vs. Minnesota (10/18)  
Sharrockman 34 interception return vs. Minnesota (10/18)

Roland 74 punt return vs. St. Louis (11/16)

Peacock 41 fumble return vs. Houston (12/20)

+ Reynolds tackled Hayes in end zone vs. Cleveland (12/12)

## USUAL STARTERS

WR Bob Hayes(9)	LE Larry Cole(10)
Dennis Homan(5)	Pat Toomy(3)
LT Tony Liscio(8)	LT Jethro Pugh
Ralph Neely(6)	RT Bob Lilly
LG John Niland	RE George Andrie
C Dave Manders	LLB Dave Edwards
RG Blaine Nye (10)	MLB Lee Roy Jordan
Ralph Neely (4)	RLB Chuck Howley
RT Rayfield Wright	LCB Herb Adderley
TE Pettis Norman	RCB Mel Renfro
WR Lance Rentzel	SS Cornell Green
QB Craig Morton(11)	FS Charlie Waters(6)
Roger Staubach(3)	Cliff Harris(5)
RB Calvin Hill(9)	Richmond Flowers(3)
Duane Thomas(4)	
FB Walt Garrison(10)	
Duane Thomas(4)	

PASSING	ATT	COMP	YDS	PCT	AVG	TD	PCT	PCT	LG	SKS/YDS	RATING	
Morton	207	102	1,819	49.3	8.78	15	7.2	7	3.4	89t	20/166	89.8
Staubach	82	44	542	53.7	6.61	2	2.4	8	9.3	43	19/130	42.9
Reeves	3	1	14	33.3	4.67	0	0.0	1	33.3	14	0/0	9.7
Hill	4	1	12	25.0	3.00	0	0.0	0	0.0	12	0/0	39.6
Rentzel	1	1	58	100.0	58.00	1	100.0	0	0.0	58	0/0	158.3
COWBOYS	297	149	2,445	50.2	8.23	18	6.3	16	7.1	89t	39/296	75.9
Opponents	399	193	2,226	48.4	5.58	10	5.0	24	5.2	78t	41/313	48.9





## 1971 ★ DALLAS COWBOYS STATISTICS ★ 1971

RECORD: 11-3  
FIRST PLACE, NFC EAST  
HEAD COACH: TOM LANDRY

Date	W/L	Score	Opponent	Att.
9/19	W	49-37	@ Buffalo	46,206
9/26	W	42-7	@ Philadelphia	65,358
10/3	L	16-20	WASHINGTON	72,000
10/11	W	20-13	N.Y. GIANTS	68,378
10/17	L	14-24	@ New Orleans	83,088
10/24	W	44-21	NEW ENGLAND	65,708
10/31	L	19-23	@ Chicago	55,049
11/7	W	16-13	@ St. Louis	50,486
11/14	W	20-7	PHILADELPHIA	60,178
11/21	W	13-0	@ Washington	53,014
11/25	W	28-21	LOS ANGELES	66,595
12/4	W	52-10	N.Y. JETS	66,689
12/12	W	42-14	@ N.Y. Giants	62,815
12/18	W	31-12	ST. LOUIS	66,672

## 1971 DIVISIONAL PLAYOFF

12/25 W 20-12 @ Minnesota 49,100

## 1971 NFC CHAMPIONSHIP GAME

1/2/72 W 14-3 SAN FRANCISCO 66,311

## SUPER BOWL VI

(New Orleans)

1/16/72 W 24-3 Miami 81,035

## TEAM STATISTICS

	DALLAS	OPP
First Downs	288	200
Rushing	135	59
Passing	144	125
Penalty	9	16
Third Down-Made/Att.	87/183	68/182
Third Down Efficiency	47.5	37.4
Fourth Down-Made/Att.	2/3	3/16
TOTAL NET YARDS	5,035	3,468
Avg. Per Game	359.6	247.7
Total Plays	905	817
Avg. Per Play	5.6	4.2
NET YARDS RUSHING	2,249	1,144
Avg. Per Game	160.6	81.7
Total Rushes	512	353
Avg. Per Rush	4.4	3.2
NET YARDS PASSING	2,786	2,324
Sacked/Yards Lost	32/251	43/336
Gross Yards	3,037	2,660
Attempts/Completions	361/206	421/209
Pct. of Completions	57.1	49.6
Had Intercepted	14	26
PUNTS/AVERAGE	56/41.6	65/41.5
Net Punting Average	35.0	36.1
PUNT RET./AVG.	31/8.0	26/8.9
KICKOFF RET./AVG.	50/27.5	70/24.0
INT./AVG. RET.	26/15.5	14/21.7
PENALTIES/YARDS	94/952	61/647
FUMBLES/BALL LOST	30/21	40/25
TOUCHDOWNS	50	25
Rushing	25	8
Passing	22	15
Returns	3	2
EXTRA POINTS/ATTEMPTS	50/50	24/25
FIELD GOALS/ATTEMPTS	18/33	16/23

RUSHING	ATT	YDS	AVG	LG	TD
D. Thomas	175	793	4.5	56†	11
Hill	106	468	4.4	17	8
Garrison	127	429	3.4	34	1
Staubach	41	343	8.4	31	2
Reeves	17	79	4.6	22	0
Williams	21	67	3.2	16	1
Welch	14	51	3.6	14	1
Hayes	3	18	6.0	11	0
Morton	4	9	2.3	4	1
Ditka	2	2	1.0	11	0
Alworth	2	-10	-5.0	-4	0
COWBOYS	512	2,249	4.4	56†	25
Opponents	353	1,144	3.2	57†	8

RECEIVING	ATT	YDS	AVG	LG	TD
Garrison	40	396	9.9	36	1
Hayes	35	840	24.0	85†	8
Alworth	34	487	14.3	26	2
Ditka	30	360	12.0	29	1
Hill	19	244	12.8	27†	3
Truax	15	232	15.5	25	1
D. Thomas	13	153	11.8	34†	2
Richardson	8	170	21.3	45†	3
Adkins	4	53	13.3	23	0
Williams	3	59	19.7	35	0
Reeves	3	25	8.3	11	0
Rucker	1	19	19.0	19†	1
Welch	1	-1	-1.0	-1	0
COWBOYS	206	3,037	14.7	85†	22
Opponents	209	2,660	12.7	75†	15

INTERCEPTIONS	NO	YDS	AVG	LG	TD
Adlerley	6	182	30.3	46	0
Howley	5	122	24.4	53	0
Renfro	4	11	2.8	7	0
Waters	2	37	18.5	30	0
Jordan	2	34	17.0	23	0
Green	2	16	8.0	12	0
Edwards	2	0	0.0	0	0
Harris	2	0	0.0	0	0
Lewis	1	0	0.0	0	0
COWBOYS	26	402	15.5	53	0
Opponents	14	304	21.7	60	1

## USUAL STARTERS

WR Bob Hayes	LE Larry Cole
LT Ralph Neal(7)	LT Jeffery Pugh
RT Tony Liscio(5)	RT Bob Lilly
LG John Niland	RE George Andrie
C Dave Manders	LLB Dave Edwards
RG Blaine Nye	MLB Lee Roy Jordan
RT Rayfield Wright	RLB Chuck Howley
TE Billy Truax(10)	LGB Herb Adderley
Mike Ditka (4)	RCB Mel Renfro
WR Lance Alworth(11)	SS Cornell Green
Gloster Richardson(3)	FS Cliff Harris(11)
QB Roger Staubach(10)	Charlie Waters(3)
Craig Morton(4)	
RB Duane Thomas(9)	
Calvin Hill(5)	
FB Walt Garrison	

PUNTING	NO	YDS	AVG	TB IN20	LG	BL	NET
Widby	56	2,329	41.6	7	17	59	1 35.0
COWBOYS	56	2,329	41.6	7	17	59	1 35.0
Opp.	65	2,697	41.5	7	17	58	1 36.1

PUNT RETURNS	NO	FC	YDS	AVG	LG	TD
Harris	17	8	129	7.6	35	0
Waters	9	5	109	12.1	42	0
Adkins	4	0	5	1.3	10	0
Hayes	1	0	5	0.2	5	0
Renfro	0	1	0	0.0	0	0
COWBOYS	31	14	248	8.0	42	0
Opponents	26	15	231	8.9	43	0

KICKOFF RETURNS	NO	YDS	AVG	LG	TD
Harris	29	823	28.4	77	0
I. Thomas	7	295	42.1	101†	2
Welch	4	105	26.3	39	0
Ditka	3	30	10.0	20	0
D. Thomas	2	64	32.0	33	0
Lewis	1	18	18.0	18	0
Waters	1	15	15.0	15	0
Hayes	1	14	14.0	14	0
Williams	1	12	12.0	12	0
Green	1	0	0.0	0	0
COWBOYS	50	1,376	27.5	101†	2
Opponents	70	1,681	24.0	52	0

## SCORE BY

QUARTERS	1	2	3	4	OT	T
COWBOYS	96	139	72	99	0	406
Opponents	62	59	32	69	0	222

## FIELD GOALS

	7-19	20-29	30-39	40-49	50+
M. Clark	5-5	4-6	0-1	4-12	0-1
Fritch	1-1	3-3	0-1	1-3	0-0
COWBOYS	6-6	7-9	0-2	5-15	0-1
Opponents	0-0	4-6	9-11	3-6	0-0

Clark: (1,)(48M,42M),(48M,22,9,27),(42,41,41M),  
(50M),(16,17,45M,12),(21M,42M,29M,10),  
(1,)(1,43M,26,31M,48), (1,)(47M,45), (1,)(24)

Fritch: (1,)(1,)(1,)(1,)(1,)(1,)(27,42M,14,26),(23,41M,  
39M,46), (1,)(1,)(1,)(1,)(1,)(1,)

Opponents: (40,49M),(1,)(25,32),(35,20),(36),(1,)  
(44,38,35),(41,47M,36),(22M),(1,)  
(31M),(35),(35M),(23M,33,29,23,  
35,45M)

SCORING	TDR	TDP	TDR1	FG	PAT	\$	TP
M. Clark	0	0	0	13/25	47/47	0	86
D. Thomas	11	2	0	0/0	0/0	0	78
Hill	8	3	0	0/0	0/0	0	66
Hayes	0	8	0	0/0	0/0	0	48
Richardson	0	3	0	0/0	0/0	0	18
Fritch	0	0	0	5/8	2/2	0	17
Alworth	0	2	0	0/0	0/0	0	12
Garrison	1	1	0	0/0	0/0	0	12
Staubach	2	0	0	0/0	0/0	0	12
I. Thomas	0	0	2a	0/0	0/0	0	12
Welch	1	0	0	0/0	0/0	1+	8
Ditka	0	1	0	0/0	0/0	0	6
Lilly	0	0	1b	0/0	0/0	0	6
Morton	1	0	0	0/0	0/0	0	6
Rucker	0	1	0	0/0	0/0	0	6
Truax	0	1	0	0/0	0/0	0	6
Williams	1	0	0	0/0	0/0	0	6
Reeves	0	0	0	0/0	1/1†	0	1
COWBOYS	25	22	3	18/33	50/50	1	406
Opponents	8	15	2*	16/23	24/24	0	222

a 89 kickoff return vs. Los Angeles (11/25)

101 kickoff return vs. N.Y. Jets (12/4)

b 7 fumble return vs. Philadelphia (9/26)

+ tackled Green in end zone vs. Chicago (10/31)

\* runs left end on bad snap vs. St. Louis (11/7)

† Nelson 101 field goal return vs. Philadelphia (9/2)

Athas 37 int. return vs. N.Y. Giants (12/12)

PASSING	ATT	COMP	YDS	PCT	AVG	TD	PCT	PCT	PCT	LG	SKS/YDS	RATING
Staubach	211	126	1,882	59.7	8.91	15	7.1	4	1.9	85†	23/175	104.8
Morton	143	78	1,131	54.5	7.91	7	4.9	8	5.6	76†	9/76	73.5
Reeves	5	2	24	40.0	4.80	0	0.0	1	20.0	14	0/0	15.8
D. Thomas	1	0	0	0.0	0.00	0	0.0	0	0.0	0	0/0	39.6
Hill	1	0	0	0.0	0.00	0	0.0	1	100.0	0	0/0	0.0
COWBOYS	361	206	3,037	57.1	8.41	22	6.1	14	3.9	85†	32/251	88.8
Opponents	421	209	2,660	49.6	6.32	15	3.6	26	6.2	75†	43/336	55.9



# 1972 ★ DALLAS COWBOYS STATISTICS ★ 1972

RECORD: 10-4  
SECOND PLACE, NFC EAST  
HEAD COACH: TOM LANDRY

Date	W/L	Score	Opponent	Att.
9/17	W	28-6	PHILADELPHIA	55,850
9/24	W	23-14	@ N.Y. Giants	62,725
10/1	L	13-16	@ Green Bay	47,103
10/8	W	17-13	PITTSBURGH	65,682
10/15	W	21-0	@ Baltimore	58,992
10/22	L	20-24	@ Washington	53,039
10/30	W	28-24	DETROIT	65,378
11/5	W	34-28	@ San Diego	54,476
11/12	W	33-24	ST. LOUIS	65,218
11/19	W	28-7	@ Philadelphia	65,720
11/23	L	10-31	SAN FRANCISCO	65,124
12/3	W	27-6	@ St. Louis	49,797
12/9	W	34-24	WASHINGTON	65,136
12/17	L	3-23	N.Y. Giants	64,602
<b>DIVISIONAL PLAYOFF</b>				
12/23	W	30-28	@ San Francisco	61,214
<b>NFC CHAMPIONSHIP GAME</b>				
12/31	L	3-26	@ Washington	53,129

TEAM STATISTICS	DALLAS	OPP
FIRST DOWNS	256	217
Rushing	118	81
Passing	126	113
Penalty	12	23
Third Down-Made/Att	89/201	78/187
Third Down Efficiency	44.3	41.7
Fourth Down-Made/Att	5/11	7/15
TOTAL NET YARDS	4,466	3,755
Avg. Per Game	319.0	268.2
Total Plays	897	842
Avg. Per Play	5.0	4.5
NET YARDS RUSHING	2,124	1,515
Avg. Per Game	151.7	108.2
Total Rushes	499	428
Avg. Per Rush	4.3	3.5
NET YARDS PASSING	2,342	2,240
Sacked/Yards Lost	31/238	32/268
Gross Yards	2,580	2,508
Attempts/Completions	367/196	382/187
Pct. of Completions	53.4	49.0
Had Intercepted	23	16
PUNTS/AVERAGE	51/38.2	65/40.6
Net Punting Average	36.2	36.3
PUNT RET./AVG.	28/4.8	15/2.7
KICKOFF RET./AVG.	50/21.6	52/24.5
INT./AVG. RET.	16/13.3	23/13.1
PENALTIES/YARDS	90/841	59/586
FUMBLE/BALL LOST	27/15	40/17
TOUCHDOWNS	36	28
Rushing	17	7
Passing	16	18
Returns	3	3
EXTRA POINTS/ATTEMPTS	36/36	27/28
FIELD GOALS/ATTEMPTS	21/36	15/34

RUSHING	ATT	YDS	AVG	LG	TD
Hill	245	1036	4.2	26	6
Garrison	167	784	4.7	41	7
Newhouse	28	116	4.1	19	1
Montgomery	35	81	2.3	10	1
Staubach	6	45	7.5	20	0
Morton	8	26	3.3	12t	2
Reeves	3	14	4.7	14	0
Neely	1	10	10.0	10	0
Hayes	2	8	4.0	7	0
Fugett	3	2	0.7	9	0
Alworth	1	2	2.0	2	0
COWBOYS	499	2,124	4.3	41	17
Opponents	428	1,515	3.5	34t	7

RECEIVING	NO	YDS	AVG	LG	TD
Hill	43	364	8.5	33t	3
Garrison	37	390	10.5	26t	3
Sellers	31	653	21.1	55t	5
Parks	18	298	16.6	38t	1
Ditka	17	198	11.6	26	1
Hayes	15	200	13.3	29	0
Alworth	15	195	13.0	30	2
Montgomery	8	131	16.4	46	1
Fugett	7	94	13.4	29	0
Truax	4	49	12.3	18	0
Newhouse	1	8	8.0	8	0
COWBOYS	196	2,580	13.2	55t	16
Opponents	187	2,508	13.4	94t	18

INTERCEPTIONS	NO	YDS	AVG	LG	TD
Waters	6	132	22.0	56	1
Harris	3	40	13.3	23	0
Jordan	2	18	9.0	12	0
Green	2	1	0.5	1	0
Lewis	1	15	15.0	15	0
Howley	1	7	7.0	7	0
Renfro	1	0	0.0	0	0
COWBOYS	16	213	13.3	56	1
Opponents	23	302	13.1	45	1

PUNTING	NO	YDS	AVG	TBIN20	LG	BL	NET
Bateman	51	1,949	38.2	3	4	61	0 36.2
COWBOYS	51	1,949	38.2	3	4	61	0 36.2
Opponents	65	2,636	40.6	7	13	63	0 36.3

PUNT RETURNS	NO	FC	YDS	AVG	LG	TD
Harris	19	16	78	4.1	21	0
Waters	9	7	56	6.2	17	0
COWBOYS	28	23	134	4.8	21	0
Opponents	15	26	41	2.7	14	0

KICKOFF RETURNS	NO	YDS	AVG	LG	TD
Harris	26	615	23.7	44	0
Newhouse	18	382	21.2	30	0
Thomas	2	50	25.0	30	0
Waters	2	18	9.0	18	0
Montgomery	1	15	15.0	15	0
Fugett	1	0	0.0	0	0
COWBOYS	50	1,080	21.6	44	0
Opponents	15	1,272	24.5	55	0

SCORE BY QUARTERS	1	2	3	4	OT	T
COWBOYS	83	101	76	59	0	319
Opponents	25	86	50	79	0	240

FIELD GOALS	7-19	20-29	30-39	40-49	50+
Fritch	6-6	5-5	3-6	5-13	2-6
COWBOYS	6-6	5-5	3-6	5-13	2-6
Opponents	3-4	4-7	4-5	4-15	0-3

Fritsch: (46M), (54,13.8), (46.9), (40,44M,50M, 33M), (57M,39M,42M), (13,12,50M), (48M), (25,47M,31), (27,14,50,32M,38), (42,49M), (23), (42M,29,42,50M), (42M,36,26), (43)  
Opponents: (30,42,44M,58M), (45M,24M), (44,26, 22,16M,27B,41M), (39,33,50M,41M), (48M,48M), (42,43M,37M), (43M,17), (50B), (34), (47M,42M), (18), (49M), (16), (22M,49,22,26)

SCORING	TDR	TDP	TDR	FG	PAT	S	TP
Fritsch	0	0	0	21/36	36/36	0	99
Garrison	7	3	0	0/0	0/0	0	60
Hill	6	3	0	0/0	0/0	0	54
Sellers	0	5	0	0/0	0/0	0	30
Montgomery	1	1	1a	0/0	0/0	0	18
Alworth	0	2	0	0/0	0/0	0	12
Morton	2	0	0	0/0	0/0	0	12
Ditka	0	1	0	0/0	0/0	0	6
Newhouse	1	0	0	0/0	0/0	0	6
Niland	0	0	1b	0/0	0/0	0	6
Parks	0	1	0	0/0	0/0	0	6
Waters	0	0	1c	0/0	0/0	0	6
COWBOYS	17	16	3	21/36	36/36	2+	319
Opponents	7	18	3*	15/34	27/28	0	240

a 54 fumble return vs. San Diego (11/5)

b fumble recovery in endzone vs. Philadelphia (11/19)

c 28 interception return vs. St. Louis (11/12)

+ Bradley tackled in end zone vs. Philadelphia (11/19)

Smith centered out of end zone vs. Philadelphia (11/19)

\* Blount 35 fumble return vs. Pittsburgh (10/8)

Vanderbundt 73 fumble return vs. San Francisco (11/23)

Vanderbundt 21 interception return vs. San Francisco (11/23)

USUAL STARTERS

WR Ron Sellers(8)	LE Larry Cole(7)
Bob Hayes(6)	Tody Smith(6)
LT Ralph Neely	LT Jethro Pugh
LG John Niland	RT Bob Lilly
C Dave Manders	RE Pat Toomy
RG Blaine Nye	LLB Dave Edwards
RT Rayfield Wright	MLB Lee Roy Jordan
TE Mike Ditka	RLB Chuck Howley
WR Lance Alworth(7)	LCB Herb Adderley
Billy Parks(7)	RCB Mel Renfro
QB Craig Morton	SS Cornell Green
RB Calvin Hill	FS Cliff Harris
FB Walt Garrison	

PASSING	ATT	COMP	YDS	PCT	AVG	TD	PCT	PCT	PCT	LG	SKS/YDS	RATING
							ATT	INT	LG			
Morton	339	185	2,396	54.6	7.07	15	4.4	21	6.2	46	23/179	65.9
Staubach	20	9	98	45.0	4.90	0	0.0	2	10.0	21	8/59	20.4
Hill	3	1	55	33.3	18.33	1	33.0	0	0.0	55t	0/0	121.5
Montgomery	3	1	31	33.3	10.33	0	0.0	0	0.0	31	0/0	72.9
Reeves	2	0	0	0.0	0.00	0	0.0	0	0.0	0	0/0	39.6
COWBOYS	367	196	2,580	53.4	7.03	16	4.4	23	6.3	55t	31/238	64.3
Opponents	382	187	2,508	49.0	6.57	18	4.7	16	4.2	94t	32/268	68.5





## 1973 ★ DALLAS COWBOYS STATISTICS ★ 1973

RECORD: 10-4  
FIRST PLACE, NFC EAST  
HEAD COACH: TOM LANDRY

Date	W/L	Score	Opponent	Att.
9/16	W	20-17	@ Chicago	55,701
9/24	W	40-3	NEW ORLEANS	53,972
9/30	W	45-10	ST. LOUIS	64,815
10/8	L	7-14	@ Washington	54,314
10/14	L	31-37	@ Los Angeles	81,428
10/21	W	45-28	N.Y. GIANTS	64,898
10/28	L	16-30	@ Philadelphia	65,954
11/4	W	38-10	CINCINNATI	58,802
11/11	W	23-10	@ N.Y. Giants	70,128
11/18	W	31-10	PHILADELPHIA	61,985
11/22	L	7-14	MIAMI	64,100
12/2	W	22-10	@ Denver	51,706
12/9	W	27-7	WASHINGTON	64,458
12/16	W	30-3	@ St. Louis	43,946

## 1973 DIVISIONAL PLAYOFF

12/23	W	27-16	LOS ANGELES	64,291
-------	---	-------	-------------	--------

## 1973 NFC CHAMPIONSHIP GAME

12/30	L	10-27	MINNESOTA	64,524
-------	---	-------	-----------	--------

## TEAM STATISTICS

	DALLAS	OPP
FIRST DOWNS	281	288
Rushing	139	83
Passing	127	106
Penalty	15	19
Third Down-Made/Att.	77/203	67/201
Third Down Efficiency	37.9	33.3
Fourth Down-Made/Att.	9/13	4/9
TOTAL NET YARDS	4,751	3,466
Avg. Per Game	339.4	247.6
Total Plays	906	827
Avg. Per Play	5.2	4.2
NET YARDS RUSHING	2,418	1,471
Avg. Per Game	172.7	105.1
Total Rushes	542	435
Avg. Per Rush	4.5	3.4
NET YARDS PASSING	2,333	1,995
Sacked/Yards Lost	43/269	40/306
Gross Yards	2,602	2,301
Attempts/Completions	321/192	352/187
Pct. of Completions	59.8	53.1
Had Intercepted	16	18
PUNTS/AVERAGE	59/41.5	70/39.4
Net Punting Average	37.9	34.9
PUNT RET./AVG.	28/6.2	29/5.2
KICKOFF RET./AVG.	32/22.4	53/24.9
INT./AVG. RET.	18/16.7	16/9.4
PENALTIES/YARDS	83/762	52/516
FUMBLES/BALL LOST	25/12	44/23
TOUCHDOWNS	46	23
Rushing	17	5
Passing	26	15
Returns	3	3
EXTRA POINTS/ATTEMPTS	45/46	23/23
FIELD GOALS/ATTEMPTS	19/30	14/30

RUSHING	ATT	YDS	AVG	LG	TD
Hill	273	1,142	4.2	21	6
Garrison	105	440	4.2	33	6
Newhouse	84	436	5.2	54	1
Staubach	46	250	5.4	18	3
Strayhorn	11	62	5.6	24	1
Fugett	1	34	34.0	34	0
Stowe	3	28	9.3	14	0
Robinson	2	17	8.5	11	0
Pinder	12	15	1.3	5	0
DuPree	2	2	1.0	6	0
Richards	1	2	2.0	2	0
Morton	1	0	0.0	0	0
Montgomery	1	-10	-10.0	-10	0

COWBOYS	542	2,418	4.5	54	17
Opponents	435	1,471	3.4	25	5

RECEIVING	ATT	YDS	AVG	LG	TD
Hill	32	290	9.1	29	0
DuPree	29	392	13.5	40	5
Garrison	26	273	10.5	53	2
Stowe	23	389	16.9	45	6
Pearson	22	388	17.6	40	2
Hayes	22	360	16.4	47	3
Montgomery	14	164	11.7	32	3
Fugett	9	168	18.7	48	3
Newhouse	9	87	9.7	38	1
Richards	6	91	15.2	53	1

COWBOYS	192	2,602	13.6	53	26
Opponents	187	2,301	12.3	80	15

INTERCEPTIONS	NO	YDS	AVG	LG	TD
Jordan	6	78	13.0	31	1
Waters	5	112	22.4	44	0
Renfro	2	65	32.5	35	1
Harris	2	9	4.5	5	0
Toomyay	1	35	35.0	35	0
B. Barnes	1	1	1.0	1	0
Washington	1	0	0.0	0	0

COWBOYS	18	300	16.7	44	2
Opponents	16	151	9.4	29	1

PUNTING	NO	YDS	AVG	TB	IN20	LG	BL	NET
Bateman	55	2,290	41.6	3	4	62	2	36.2
Montgomery	4	158	39.5	0	0	48	0	38.3

COWBOYS	59	2,448	41.5	3	4	62	2	37.9
Opp.	70	2,756	39.4	7	12	78	2	34.9

PUNT RETURNS	NO	FC	YDS	AVG	LG	TD
Richards	21	18	139	6.6	46	0
Harris	3	3	20	6.7	12	0
Pearson	2	0	13	6.5	13	0
Montgomery	2	0	2	1.0	3	0

COWBOYS	28	21	174	6.2	46	0
Opponents	29	7	152	5.2	59	1

KICKOFF RETURNS	NO	YDS	AVG	LG	TD
Pearson	7	155	22.1	26	0
Montgomery	6	175	29.2	63	0
Harris	6	148	24.7	33	0
Robinson	4	86	21.5	28	0
Newhouse	3	62	20.7	26	0
Richards	3	44	14.7	20	0
Strayhorn	2	44	22.0	25	0
Walton	1	11	11.0	11	0
Washington	1	0	0.0	0	0

COWBOYS	33	725	22.0	63	0
Opponents	53	1,310	24.9	53	0

SCORE BY	QUARTERS	1	2	3	4	OT	T
COWBOYS		73	108	79	122	0	382
Opponents		47	64	33	59	0	203

FIELD GOALS	7-19	20-29	30-39	40-49	50+
Fritsch	10-10	6-7	2-6	0-3	0-2
Clark	0-0	0-1	1-1	0-0	0-0

COWBOYS	10-10	6-8	3-7	0-3	0-2
Opponents	4-5	3-7	6-10	1-6	0-2

Fritsch: (25,36B,11),(27),(24),(39B,38B),(8),(18),  
(1),(34,43M),(13,37,17),(23),(49M,42M),  
(55M,53M,21,18),(30M,9,27),(18,13,26M,  
17)

Clark: (0,0,0,0,0,0),(33,23B),(0,0,0,0,0,0,0)  
Opponents: (33),(9,38M,17B),(16,52M),(53B,44,  
30),(49M,27,35),(1),(7,21M,37B,35,  
32),(29),(43),(17,48M),(41B),(29),  
(23M,28M,37M),(33,49M)

SCORING	TDR	TDP	TDR1	FG	PAT	S	TP
Fritsch	0	0	0	0	0	0	97
Garrison	6	2	0	0/0	0/0	0	48
Hill	6	0	0	0/0	0/0	0	36
Stowe	0	6	0	0/0	0/0	0	36
DuPree	0	5	0	0/0	0/0	0	30
Hayes	0	3	0	0/0	0/0	0	18
Staubach	3	0	0	0/0	0/0	0	18
Fugett	0	3	0	0/0	0/0	0	18
Montgomery	0	3	0	0/0	0/0	0	18
Newhouse	1	0	0	0/0	0/0	0	12
Pearson	0	2	0	0/0	0/0	0	12
Lewis	0	0	1a	0/0	0/0	0	6
Jordan	0	0	1b	0/0	0/0	0	6
Richards	0	1	0	0/0	0/0	0	6
Strayhorn	1	0	0	0/0	0/0	0	6
Renfro	0	0	1c	0/0	0/0	0	6
Clark	0	0	0	1/2	1/2	0	4
Bateman	0	0	0	0/0	1/1	0	1
COWBOYS	17	26	3	19/30	45/46	2+	382
Opponents	5	15	3*	14/30	23/23	0	203

a blocked punt recovery in end zone vs. N.Y. Giants (10/21)

b 31 interception return vs. Cincinnati (11/4)

c 30 interception return vs. L.A. Rams (10/14)

+ Barnes tackled O'Neal in end zone on punt vs.

New Orleans (9/24)

Barnes tackled Van Heusen in end zone vs.

Denver (12/2)

\* Hill 59 punt return vs. Chicago (9/16)

Owens 26 interception return vs. Washington

(10/8)

Stone 2 blocked punt return vs. Washington

(12/9)

## USUAL STARTERS

WR	Bob Hayes	LE	Larry Cole
LT	Ralph Neely	LT	Jethro Pugh
LG	John Niland	RT	Bob Lilly
C	John Fitzgerald	RE	Pat Toomyay
RG	Blaine Nye	LLB	Dave Edwards
RT	Ray Field Wright	MLB	Lee Roy Jordan
TE	Billy Joe DuPree	RLB	D.D. Lewis
WR	Otto Stowe(7)	LCB	Charlie Waters
	Drew Pearson(6)	RCB	Mel Renfro
QB	Roger Staubach	SS	Cornell Green
RB	Calvin Hill	FS	Cliff Harris
FB	Walt Garrison(8)		
	Robert Newhouse(6)		







## 1975 ★ DALLAS COWBOYS STATISTICS ★ 1975

RECORD: 10-4  
SECOND PLACE NFC EAST  
HEAD COACH: TOM LANDRY

Date	W/L	Score	Opponent	Att.
9/21	W 18-7		LOS ANGELES	49,091
9/28	W 37-31		ST. LOUIS (OT)	52,417
10/6	W 36-10		@ Detroit	79,784
10/12	W 13-7		@ N.Y. Giants	56,511
10/19	L 17-19		GREEN BAY	64,934
10/26	W 20-17		@ Philadelphia	64,889
11/2	L 24-30		(OT) @ Wash.	55,004
11/10	L 31-34		KANSAS CITY	63,539
11/16	W 34-31		@ New England	60,905
11/23	W 27-17		PHILADELPHIA	57,893
11/30	W 14-3		N.Y. GIANTS	53,239
12/7	L 17-31		@ St. Louis	49,701
12/13	W 31-10		WASHINGTON	61,091
12/21	W 31-21		@ N.Y. Jets	37,279

## 1975 DIVISIONAL PLAYOFF

12/28 W 17-14 @ Minnesota 48,341

## 1975 NFC CHAMPIONSHIP GAME

1/4/76 W 37-7 @ Los Angeles 84,483

## SUPER BOWL X

(Miami)

1/18/76 L 17-21 Pittsburgh 80,187

## TEAM STATISTICS

	DALLAS	OPP
FIRST DOWNS	288	234
Rushing	132	100
Passing	142	113
Penalty	14	21
Third Down-Made/Att.	97/218	84/211
Third Down Efficiency	44.4	39.8
Fourth Down-Made/Att.	4/10	6/11
TOTAL NET YARDS	5,025	3,739
Avg. Per Game	358.9	267.1
Total Plays	986	888
Avg. Per Play	5.1	4.2
NET YARDS RUSHING	2,432	1,699
Avg. Per Game	173.7	121.4
Total Rushes	571	474
Avg. Per Rush	4.3	3.6
NET YARDS PASSING	2,593	2,040
Sacked/Yards Lost	39/242	41/288
Gross Yards	2,835	2,328
Attempts/Completions	376/207	373/162
Pct. of Completions	55.1	43.4
Had Intercepted	17	25
PUNTS/AVERAGE	68/39.4	82/39.6
Net Punting Average	33.2	34.1
PUNT RET./AVG.	32/9.8	37/7.1
KICKOFF RET./AVG.	54/21.4	66/23.9
INT./AVG. RET.	25/13.8	17/11.9
PENALTIES/YARDS	94/715	63/639
FUMBLES/BALL LOST	25/18	43/19
TOUCHDOWNS	41	33
Rushing	17	13
Passing	19	19
Returns	5	1
EXTRA POINTS/ATTEMPTS	38/40	31/32
FIELD GOALS/ATTEMPTS	22/35	13/18

PASSING	ATT	COMP	YDS	PCT	AVG	PCT	INT	PCT	LG	SKS/YDS	RATING	
Staubach	348	198	2,666	56.9	7.66	17	4.9	16	4.6	62	36/213	78.6
Longley	23	7	102	30.4	4.43	1	4.3	1	4.5	23	3/29	42.3
Newhouse	2	1	46	50.0	23.00	1	50.0	0	0.0	46	0/0	95.8
Hoopes	3	1	21	33.3	7.00	0	0.0	0	0.0	21	0/0	59.0
COWBOYS	376	207	2,835	55.1	7.54	19	5.1	17	4.5	62	39/242	77.7
Opponents	373	162	2,328	43.4	6.24	19	5.1	25	6.7	80	41/288	53.4

RUSHING	ATT	YDS	AVG	LG	TD
Newhouse	209	930	4.4	29	2
P. Pearson	133	509	3.8	32	2
Denison	111	383	3.5	27	7
Staubach	55	316	5.7	17	4
Young	50	225	4.5	29	2
Richards	3	18	6.0	11	0
Hoopes	1	13	13.0	13	0
Longley	3	12	4.0	7	0
D. Pearson	1	11	11.0	11	0
Laidlaw	3	10	3.3	10	0
DuPree	1	3	3.0	3	0
Fugett	1	2	2.0	2	0
COWBOYS	571	2,432	4.3	32	17
Opponents	474	1,699	3.6	39	13

RECEIVING	ATT	YDS	AVG	LG	TD
D. Pearson	46	822	17.9	46	8
Fugett	38	488	12.8	54	3
Newhouse	34	275	8.1	23	0
P. Pearson	27	351	13.0	49	2
Richards	21	451	21.5	62	4
Young	18	184	10.2	42	1
Laidlaw	11	100	9.1	25	0
DuPree	9	138	15.3	28	1
Denison	2	5	2.5	4	0
Breung	1	21	21.0	21	0
COWBOYS	207	2,835	13.7	62	19
Opponents	162	2,318	14.3	80	19

INTERCEPTIONS	NO	YDS	AVG	LG	TD
Jordan	6	80	13.3	38	0
Renfro	4	70	17.5	22	0
Washington	4	26	6.5	23	0
Harris	3	58	19.3	27	1
Waters	3	55	18.3	35	1
Hughes	2	33	16.5	33	1
Peterson	1	19	19.0	19	0
Gregory	1	3	3.0	3	0
Jones	1	2	2.0	2	0
COWBOYS	25	346	13.8	38	3
Opponents	17	203	11.9	31	0

PUNTING	NO	YDS	AVG	TB	IN20	LG	BL	NET
Hoopes	68	2,676	39.4	8	15	55	1	33.2
COWBOYS	68	2,676	39.4	8	15	55	1	33.2
Opp.	82	3,247	39.6	7	20	64	1	34.1

PUNT RETURNS	NO	FC	YDS	AVG	LG	TD
Richards	28	13	288	10.3	43	1
Woolsey	4	2	25	6.3	15	0
COWBOYS	32	15	313	9.8	43	1
Opponents	37	8	261	7.1	34	0

KICKOFF RETURNS	NO	YDS	AVG	LG	TD
P. Pearson	16	391	24.4	42	0
Denison	13	262	20.2	27	0
Woolsey	12	247	20.6	29	0
Henderson	4	130	32.5	97	1
Young	3	54	18.0	29	0
P. Howard	2	51	25.5	31	0
Breung	2	13	6.5	7	0
Peterson	1	10	10.0	10	0
Waters	1	0	0.0	0	0
COWBOYS	54	1,158	21.4	97	1
Opponents	66	1,578	23.9	73	0

SCORE BY	QUARTERS	1	2	3	4	OT	T
COWBOYS		36	115	88	105	6	350
Opponents		57	68	51	86	6	268

FIELD GOALS	11-19	20-29	30-39	40-49	50+	
Fritsch	2	2	13-14	4-9	3-9	0-1
COWBOYS	2-2	13-14	4-9	3-9	0-1	
Opponents	0-0	8-10	1-1	3-5	1-2	

Fritsch: (32M,25,28M,39,19,31),(40,45B,39M),  
(21,20,39),(24,22,32M),(50M,24),(20,49M,  
41M,42),(33,33M,38M),(42B,21),(43,26),  
(26,45M,20),(37M),(23),(19),(22)  
Opponents: (1),(28),(21),(1),(24,29),(28),(43,29M,  
45M),(51,44,54B),(29),(49M,23,22B),  
(35),(27),(48),(1)

SCORING	TDR	TDP	TDR1	FG	PAT	S	TP
Fritsch	0	0	0	22/35	38/40	0	104
D. Pearson	0	8	0	0/0	0/0	0	48
Denison	7	0	0	0/0	0/0	0	42
Richards	0	4	1a	0/0	0/0	0	30
P. Pearson	2	2	0	0/0	0/0	0	24
Staubach	4	0	0	0/0	0/0	0	24
Fugett	0	3	0	0/0	0/0	0	18
Young	2	1	0	0/0	0/0	0	18
Newhouse	2	0	0	0/0	0/0	0	12
DuPree	0	1	0	0/0	0/0	0	6
Harris	0	0	1b	0/0	0/0	0	6
Henderson	0	0	1c	0/0	0/0	0	6
Hughes	0	0	1d	0/0	0/0	0	6
Waters	0	0	1e	0/0	0/0	0	6
COWBOYS	17	19	5	23/35	38/40	0	350
Opponents	13	19	1*	13/18	31/32	0	268

a 43 punt return vs. Philadelphia (10/26)

b 27 interception return vs. Washington (11/2)

c 97 kickoff return vs. St. Louis (9/28)

d 33 interception return vs. N.Y. Jets (12/21)

e 20 interception return vs. Washington (12/13)

\* Matuszak fumble recovery in end zone vs.

Kansas City (11/10)

## USUAL STARTERS

WR Golden Richards	LE Ed Jones
LT Ralph Neely	LT Jethro Pugh
LG Burton Lawless(10)	RT Larry Cole(8)
Herb Scott(4)	Bill Gregory(6)
C John Fitzgerald	RE Harvey Martin
RG Blaine Nye	LLB Dave Edwards
RT Rayfield Wright	MLB Lee Roy Jordan
TE Jean Fugett(9)	RLB D.D. Lewis
Billy Joe DuPree(5)	LCB Mark Washington
WR Drew Pearson	RCB Mel Renfro
QB Roger Staubach	SS Charlie Waters
RB Preston Pearson(10)	FS Cliff Harris
Doug Denison(3)	
FB Robert Newhouse	



1976 ★ DALLAS COWBOYS STATISTICS ★ 1976

RECORD 11-3  
FIRST PLACE NFC EAST  
HEAD COACH: TOM LANDRY

Date	W/L	Score	Opponent	Aft.
9/12	W	27-7	PHILADELPHIA	54,052
9/19	W	24-6	@ New Orleans	61,413
9/26	W	30-27	BALTIMORE	64,237
10/3	W	28-13	@ Seattle	62,027
10/10	W	24-14	@ N. Y. Giants	76,042
10/17	L	17-21	@ St. Louis	50,317
10/24	W	31-21	CHICAGO	61,346
10/31	W	20-7	@ Washington	55,004
11/7	W	9-3	N.Y. GIANTS	58,870
11/15	W	17-10	BUFFALO	51,779
11/21	L	10-17	@ Atlanta	54,992
11/25	W	19-14	ST. LOUIS	62,498
12/5	W	26-7	@ Philadelphia	55,072
12/12	L	14-27	WASHINGTON	59,916

1976 DIVISIONAL PLAYOFF

12/19	L	12-14	LOS ANGELES	62,436
-------	---	-------	-------------	--------

TEAM STATISTICS

	DALLAS	OPP
FIRST DOWNS	269	246
Rushing	111	113
Passing	140	111
Penalty	18	22
Third Down-Made/Att.	98/220	81/213
Third Down Efficiency	44.5	38.0
Fourth Down-Made/Att.	9/14	8/16
TOTAL NET YARDS	4,884	3,730
Avg. Per Game	348.9	266.4
Total Plays	958	919
Avg. Per Play	5.1	4.1
NET YARDS RUSHING	2,147	1,821
Avg. Per Game	153.4	130.1
Total Rushes	538	484
Avg. Per Rush	4.0	3.8
NET YARDS PASSING	2,737	1,909
Sacked/Yards Lost	30/230	44/327
Gross Yards	2,967	2,236
Attempts/Completions	390/222	391/187
Pct. of Completions	56.9	47.8
Had Intercepted	13	16
PUNTS/AVERAGE	72/38.0	92/40.0
Net Punting Average	31.2	31.7
PUNT RET./AVG.	45/10.9	28/9.0
KICKOFF RET./AVG.	42/24.5	62/20.6
INT./AVG. RET.	16/8.3	13/11.9
PENALTIES/YARDS	94/761	71/643
FUMBLES/BALL LOST	26/16	32/12
TOUCHDOWNS	34	25
Rushing	16	12
Passing	17	12
Returns	1	1
EXTRA POINTS/ATTEMPTS	34/34	23/25
FIELD GOALS/ATTEMPTS	18/23	7/12

RUSHING	ATT	YDS	AVG	LG	TD
Dennison	153	542	3.5	14	6
Newhouse	116	450	3.9	24t	3
Laidlaw	94	424	4.5	28	3
P. Pearson	68	233	3.4	21	1
Young	48	208	4.3	24	0
Staubach	43	184	4.3	18	3
DuPree	7	50	7.1	13	0
D. Pearson	2	20	10.0	11	0
Saldi	1	19	19.0	19	0
D. White	6	17	2.8	14	0
COWBOYS	538	2,147	4.0	28	16
Opponents	484	1,821	3.8	35	12

RECEIVING	NO	YDS	AVG	LG	TD
D. Pearson	58	806	13.9	40t	6
DuPree	42	680	16.2	38t	2
Laidlaw	38	325	8.6	26	1
P. Pearson	23	316	13.7	30	2
Richards	19	414	21.8	56	3
Newhouse	15	86	5.7	16	0
Young	11	134	12.2	25t	1
Dennison	8	67	8.4	33	0
Johnson	5	84	16.8	43t	2
Barnes	1	43	43.0	43	0
Reece	1	6	6.0	6	0
Saldi	1	6	6.0	6	0
COWBOYS	222	2,967	13.4	56	17
Opponents	187	2,236	12.0	54	12

INTERCEPTIONS	NO	YDS	AVG	LG	TD
Washington	4	49	12.3	22	0
Harris	3	32	10.7	29	0
Rentro	3	23	7.7	23	0
Waters	3	6	2.0	5	0
Barnes	1	23	23.0	23	0
Hughes	1	0	0.0	0	0
Martin	1	0	0.0	0	0
COWBOYS	16	133	8.3	29	0
Opponents	13	155	11.9	37	1

PUNTING	NO	YDS	AVG	TB/IN20	LG	BL	NET
D. White	70	2,690	38.4	12	13	54	0 31.4
Herrera	2	49	24.5	0	2	27	0 24.5
COWBOYS	72	2,739	38.0	12	15	54	0 31.2
Opp.	92	3,681	40.0	14	16	58	2 31.7

PUNT RETURNS	NO	FC	YDS	AVG	LG	TD
Johnson	45	11	489	10.9	55	0
Waters	0	1	0	0.0	0	0
COWBOYS	45	12	489	10.9	55	0
Opponents	28	9	252	9.0	59	0

KICKOFF RETURNS	NO	YDS	AVG	LG	TD
Johnson	28	693	24.8	74	0
Jensen	13	313	24.1	35	0
Saldi	1	9	9.0	9	0
Henderson	0	12	12.0	12	0
COWBOYS	42	1,027	24.5	74	0
Opponents	62	1,275	20.6	35	0

SCORE BY QUARTERS	1	2	3	4	OT	T
COWBOYS	49	117	65	65	0	296
Opponents	17	58	34	85	0	194

FIELD GOALS	11-19	20-29	30-39	40-49	50+
Herrera	1-1	8-8	6-8	3-5	0-1
COWBOYS	1-1	8-8	6-8	3-5	0-1
Opponents	1-1	5-5	1-2	0-3	0-1

Herrera: (37,46),(25),(37,18,32),(508,39M),(24,44M),(35),(22),(37,21),(22,30,20),(31M,43),(23),(41M,42),(21),(1)

Opponents: (45M),(55M),(44M,30,24),(1),(24B),(1),(1),(19),(44M,22),(21),(1),(1),(25,27)

SCORING	TDR	TDP	TDR1	FG	PA	S	TP
Herrera	0	0	18/23	34/34	0	88	
D. Pearson	0	6	1a	0/0	0/0	42	
Dennison	6	0	0	0/0	0/0	36	
Laidlaw	3	1	1	0/0	0/0	24	
Newhouse	3	0	0	0/0	0/0	18	
P. Pearson	1	2	0	0/0	0/0	18	
Richards	0	3	0	0/0	0/0	18	
Staubach	3	0	0	0/0	0/0	18	
DuPree	0	2	0	0/0	0/0	12	
Johnson	0	2	0	0/0	0/0	12	
Young	0	1	0	0/0	0/0	6	
Henderson	0	0	0	0/0	0/0	1+	2
Kyle	0	0	0	0/0	0/0	1\$	2
COWBOYS	16	17	1	19/23	34/34	2	296
Opponents	12	1*	7/12	23/25	0	194	

a Fumble recovery in end zone vs. New Orleans (9/19)  
 + Blocked punt out of end zone vs. St. Louis (11/25)  
 \$ Blocked punt out of end zone vs. Philadelphia (12/5)  
 \* Hartensline 12 interception return vs. Chicago (10/24)

USUAL STARTERS

WR Golden Richards(9)	LE Ed Jones
Jay Saldi(3)	LT Jethro Pugh
LT Ralph Neely	RT Larry Cole(8)
LG Herb Scott(10)	Bill Gregory(6)
Burton Lawless(4)	RE Harvey Martin
C. John Fitzgerald	LLB Bob Breunig
RG Blaine Nye	MLB Lee Roy Jordan
RT Rayfield Wright	RLB D.D. Lewis
TE Billy Joe DuPree	LCB Benny Barnes
WR Drew Pearson	RCB Mel Renfro(9)
QB Roger Staubach	Mark Washington(5)
RB Doug Dennison	SS Charlie Waters
FB Scott Laidlaw(7)	FS Cliff Harris
Robert Newhouse(7)	

	PASSING	ATT	COMP	YDS	PCT	AVG	TD	PCT	INT	PCT	LG	SKS/YDS	RATING
Staubach	369	208	2,715	56.4	7.36	14	3.8	11	3.0	53	29/215	79.9	
D. White	20	13	213	65.0	10.65	2	10.0	2	10.0	56	1/15	94.4	
D. Pearson	1	1	39	100.0	39.00	1	100.0	0	0.0	39t	0/0	118.8	
COWBOYS	390	222	2,967	56.9	7.61	17	4.4	13	3.3	56	30/230	82.1	
Opponents	391	187	2,236	47.8	5.72	12	3.1	16	4.1	54	44/327	59.0	





## 1977 ★ DALLAS COWBOYS STATISTICS ★ 1977

RECORD: 12-2  
FIRST PLACE NFC EAST  
HEAD COACH: TOM LANDRY

Date	W/L	Score	Opponent	Att.
9/18	W	16-10	@ Minnesota (OT)	47,678
9/25	W	41-21	N.Y. GIANTS	64,215
10/2	W	23-7	TAMPA BAY	55,316
10/9	W	30-24	@ St. Louis	50,129
10/16	W	34-16	WASHINGTON	62,115
10/23	W	16-10	@ Philadelphia	65,507
10/30	W	37-0	DETROIT	63,160
11/6	W	24-10	@ N. Y. Giants	74,532
11/14	L	17-24	ST. LOUIS	64,038
11/20	L	13-28	@ Pittsburgh	49,761
11/27	W	14-7	@ Washington	55,031
12/4	W	24-14	PHILADELPHIA	60,289
12/12	W	42-35	@ San Francisco	55,848
12/18	W	14-6	DENVER	63,752

## 1977 DIVISIONAL PLAYOFF

12/26	W	37-7	CHICAGO	62,920
-------	---	------	---------	--------

## 1977 NFC CHAMPIONSHIP GAME

1/1/78	W	23-6	MINNESOTA	61,968
--------	---	------	-----------	--------

SUPER BOWL XII  
(New Orleans)

1/15/78W	27-10	Denver	76,400
----------	-------	--------	--------

## TEAM STATISTICS

	DALLAS	OPP
FIRST DOWNS	272	205
Rushing	118	88
Passing	136	94
Penalty	18	23
Third Down-Made/Att	90/213	69/207
Third Down Efficiency	42.3	33.3
Fourth Down-Made/Att	3/5	10/16
TOTAL NET YARDS	4,812	3,213
Avg. Per Game	343.7	229.5
Total Plays	969	880
Avg. Per Play	5.0	3.7
NET YARDS RUSHING	2,369	1,651
Avg. Per Game	169.2	117.9
Total Rushes	564	457
Avg. Per Rush	4.2	3.6
NET YARDS PASSING	2,443	1,562
Sacked/Yards Lost	33/246	53/429
Gross Yards	2,689	1,991
Attempts/Completions	372/215	370/154
Pct. of Completions	57.8	41.6
Had Intercepted	10	21
NET YARDS/AVERAGE	83/38.7	103/37.1
Net Punting Average	32.4	31.1
PUNT RET./AVG.	61/8.9	36/7.8
KICKOFF RET./AVG.	44/24.3	71/22.7
INT./AVG. RET.	21/10.9	10/18.4
PENALTIES/YARDS	106/885	78/731
FUMBLES/BALL LOST	26/14	22/10
TOUCHDOWNS	42	26
Rushing	21	9
Passing	16	14
Returns	3	3
EXTRA POINTS/ATTEMPTS	39/41	26/26
FIELD GOALS/ATTEMPTS	18/29	10/15
AVG. TIME OF POSS.	32:37	27:23

PASSING	ATT	COMP	YDS	PCT	ATT	TD	TD	INT	PCT	INT	LG	SKS/YDS	RATING
Staubach	361	210	2,620	58.2	7.26	18	5.0	9	2.5	67	30/219	87.1	
D. White	10	4	35	40.0	3.50	0	0.0	1	10.0	12	2/15	45.8	
Dorsett	1	1	34	100.0	34.00	0	0.0	0	0.0	34	0/0	118.8	
Watters	0	0	0	0.0	0.00	0	0.0	0	0.0	0	1/12	42.3	
COWBOYS	372	215	2,689	57.8	7.23	18	4.8	10	2.7	67	33/246	85.1	
Opponents	370	154	1,991	41.6	5.38	14	3.8	21	5.7	60	53/429	48.0	

RUSHING	ATT	YDS	AVG	LG	TD
Dorsett	208	1,007	4.8	84	12
Newhouse	180	721	4.0	29	3
P. Pearson	89	341	3.8	22	1
Staubach	51	171	3.4	33	3
Dennison	12	60	5.0	17	1
Brinson	8	28	3.5	20	1
D. Pearson	2	22	11.0	11	0
Laidlaw	9	15	1.7	8	0
DuPree	3	9	3.0	7	0
D. White	1	-2	-2.0	-2	0
Johnson	1	-3	-3.0	-3	0
COWBOYS	564	2,369	4.2	84	21
Opponents	457	1,651	3.6	62	9

RECEIVING	ATT	YDS	AVG	LG	TD
D. Pearson	48	870	18.1	67	2
P. Pearson	46	535	11.6	36	4
Dorsett	29	273	9.4	23	1
DuPree	28	347	12.4	23	3
Richards	17	225	13.2	50	3
Newhouse	16	106	6.6	41	1
Johnson	12	135	11.3	22	1
Saldi	11	108	9.8	23	2
Laidlaw	5	60	12.0	18	1
Hill	2	21	10.5	12	0
Dennison	1	9	9.0	9	0
COWBOYS	215	2,689	12.5	67	18
Opponents	154	1,991	12.9	60	14

INTERCEPTIONS	NO	YDS	AVG	LG	TD
Harris	5	7	1.4	7	0
Henderson	3	79	26.3	79	1
Waters	3	11	3.7	6	0
Washington	2	32	16.0	21	0
Renfro	2	28	14.0	25	0
Hughes	2	19	9.5	11	0
Lewis	1	29	29.0	29	0
Breunig	1	15	15.0	15	0
Kyle	1	9	9.0	9	0
Hegman	1	0	0.0	0	0
COWBOYS	21	229	10.9	79	1
Opponents	10	184	18.4	48	0

PUNTING	NO	YDS	AVG	TB	IN20	LG	BL	NET
D. White	81	3,171	39.6	10	25	57	1	33.2
Herrera	2	44	22.0	0	2	28	0	22.0
COWBOYS	83	3,215	38.7	10	27	57	1	32.4
Opp.	103	3,825	37.1	4	10	65	0	31.1

PUNT RETURNS	NO	FC	YDS	AVG	LG	TD
Johnson	50	15	423	8.5	38	0
Hill	10	1	124	12.4	29	0
Harris	1	0	-2	-2.0	-2	0
COWBOYS	61	16	545	8.9	38	0
Opponents	36	8	280	7.8	68	1

KICKOFF RETURNS	NO	YDS	AVG	LG	TD
Johnson	22	536	24.4	64	0
Brinson	17	409	24.1	41	0
Hill	3	64	21.3	29	0
Dennison	1	30	30.0	30	0
Henderson	1	8	8.0	8	0
DuPree	0	24	24.0	24	0
COWBOYS	44	1,071	24.3	64	0
Opponents	71	1,614	22.7	48	0

SCORE BY QUARTERS	1	2	3	4	OT	T
COWBOYS	64	129	53	93	6	345
Opponents	33	73	69	37	0	212

FIELD GOALS	11-19	20-29	30-39	40-49	50+
Herrera	2-2	5-7	4-8	6-11	1-1
COWBOYS	2-2	5-7	4-8	6-11	1-1
Opponents	0-0	3-3	4-5	1-4	2-3

Herrera: (40.27M), (37.41.38B), (32.31M, 19.20), (29.46M, 40.44), (44B, 44.52), (34M, 49M), (18), (21, 45.30), (35), (21), (0), (1), (24), (49M), (38M, 35M, 28M)  
Opponents: (31M, 35), (0), (0), (32), (25, 40.53), (32), (0), (50M, 51), (26), (1), (41M, 40M, 43M), (0), (0), (22.37)

SCORING	TDR	TD	TPDR	FG	PAT	\$	TP
Herrera	0	0	0	18/29	39/41	9	93
Dorsett	12	1	0	0/0	0/0	0	78
P. Pearson	1	4	0	0/0	0/0	0	30
Newhouse	3	1	0	0/0	0/0	0	24
DuPree	0	3	0	0/0	0/0	0	18
Richards	0	3	0	0/0	0/0	0	18
Saldi	0	2	1a	0/0	0/0	0	18
Staubach	3	0	0	0/0	0/0	0	18
D. Pearson	0	2	0	0/0	0/0	0	12
Brinson	1	0	0	0/0	0/0	0	6
Dennison	1	0	0	0/0	0/0	0	6
Henderson	0	0	1b	0/0	0/0	0	6
Johnson	0	1	0	0/0	0/0	0	6
Laidlaw	0	1	0	0/0	0/0	0	6
Waters	0	0	1c	0/0	0/0	0	6
COWBOYS	21	18	3	18/29	39/41	0	345
Opponents	9	14	3*	10/15	26/26	0	212

a 8 fumble return vs. N. Y. Giants (11/6)  
b 79 interception return vs. Tampa Bay (10/2)  
c 17 blocked punt return vs. Philadelphia (10/23)  
\* Hammond 68 punt return vs. N. Y. Giants (9/25)  
Wood 37 fumble return vs. Tampa Bay (10/2)  
Davis 35 fumble return vs. St. Louis (10/9)

## USUAL STATISTICS

WR Golden Richards	LE Ed Jones
LT Ralph Neely	LT Jethro Pugh
LG Herb Scott(10)	RT Randy White
Burton Lawless(4)	RE Harvey Martin
C John Fitzgerald	LLB Thomas Henderson
RG Tom Rafferty	MLB Bob Breunig
RT Pat Donovan	RLB D.D. Lewis
TE Billy Joe DuPree	LCB Benny Barnes
WR Drew Pearson	RCB Aaron Kyle(10)
DB Roger Staubach	Mark Washington(4)
RB Preston Pearson(10)	SS Charlie Waters
Tony Dorsett(4)	FS Cliff Harris
FB Robert Newhouse	



## 1978 ★ DALLAS COWBOYS STATISTICS ★ 1978

RECORD: 12-4  
FIRST PLACE, NFC EAST  
HEAD COACH: TOM LANDRY

Date	W/L	Score	Opponent	Att.
9/4	W	38-0	BALTIMORE	64,224
9/10	W	34-24	@ N.Y. Giants	73,265
9/17	L	14-27	@ Los Angeles	65,749
9/24	W	21-12	ST. LOUIS	62,760
10/2	L	5-9	@ Washington	55,031
10/8	W	24-3	N. Y. GIANTS	63,420
10/15	W	24-21	@ St. Louis (OT)	48,991
10/22	W	14-7	PHILADELPHIA	60,525
10/26	L	10-21	MINNESOTA	61,848
11/5	L	16-23	@ Miami	69,414
11/12	W	42-14	@ Green Bay	55,256
11/19	W	27-7	NEW ORLEANS	57,920
11/23	W	37-10	WASHINGTON	64,905
11/23	W	17-10	NEW ENGLAND	63,263
12/10	W	31-13	@ Philadelphia	64,667
12/17	W	30-7	@ N.Y. Jets	52,532

## 1978 DIVISIONAL PLAYOFF

12/30 W 27-20 ATLANTA 60,338

## 1978 NFC CHAMPIONSHIP GAME

1/7/79 W 28-0 @ Los Angeles 67,470

## SUPER BOWL XIII

(Miami)

1/21/79 L 31-35 Pittsburgh 78,656

## TEAM STATISTICS

	DALLAS	OPP
FIRST DOWNS	342	232
Rushing	146	83
Passing	167	128
Penalty	29	21
Third Down-Made/Att.	118/235	78/220
Third Down Efficiency	50.2	35.5
Fourth Down-Made/Att.	4/8	8/13
TOTAL NET YARDS	5,959	4,009
Avg. Per Game	372.4	250.6
Total Plays	1,107	967
Avg. Per Play	5.4	4.1
NET YARDS RUSHING	2,783	1,721
Avg. Per Game	173.9	107.6
Total Rushes	625	477
Avg. Per Rush	4.5	3.6
NET YARDS PASSING	3,176	2,288
Sacked/Yards Lost	33/229	58/442
Gross Yards	3,405	2,730
Attempts/Completions	449/251	432/202
Pct. of Completions	55.9	46.8
Had Intercepted	17	23
PUNTS/AVERAGE	77/39.9	108/39.2
Net Punting Average	33.1	32.4
PUNT RET./AVG.	63/8.0	40/7.8
KICKOFF RET./AVG.	47/19.1	73/23.4
INT./AVG. RET.	23/13.7	17/10.4
PENALTIES/YARDS	96/816	95/783
FUMBLES/BALL LOST	36/18	27/13
TOUCHDOWNS	48	25
Rushing	22	13
Passing	25	11
Returns	1	1
EXTRA POINTS/ATTEMPTS	46/48	23/25
FIELD GOALS/ATTEMPTS	16/26	11/22
AVG. TIME OF POSS.	32:24	27:36

RUSHING	ATT	YDS	AVG	LG	TD
Dorsett	290	1,325	4.6	63	7
Newhouse	140	584	4.2	24	8
Laidlaw	75	312	4.2	59	3
Staubach	42	182	4.3	23	1
P. Pearson	25	104	4.2	18	0
Brinson	18	96	5.3	39	2
Denison	14	75	5.4	23	1
Blackwell	9	37	4.1	13	0
D. Pearson	3	29	9.7	33	0
Hill	3	17	5.7	14	0
DuPree	1	15	15.0	15	0
D. White	5	7	1.4	4	0

COWBOYS	625	2,783	4.5	63	22
Opponents	477	1,721	3.6	52	13

RECEIVING	NO	YDS	AVG	LG	TD
P. Pearson	47	526	11.2	34	0
Hill	46	823	17.9	54	6
D. Pearson	44	714	16.2	53	3
Dorsett	37	378	10.2	91	2
DuPree	34	509	15.0	38	9
Newhouse	20	176	8.8	24	2
Johnson	12	155	12.9	23	0
Laidlaw	6	108	18.0	44	1
Saldi	3	8	2.7	5	2
Denison	1	6	6.0	6	0
Richards	1	2	2.0	2	0

COWBOYS	251	3,405	13.6	91	25
Opponents	202	2,730	13.5	51	11

INTERCEPTIONS	NO	YDS	AVG	LG	TD
Barnes	5	72	14.4	38	0
Waters	4	61	15.3	22	0
Harris	4	26	6.5	23	0
Kyle	3	20	6.7	17	0
Hughes	2	80	40.0	56	0
Thurman	2	35	17.5	23	0
Cole	1	13	13.0	13	0
Martin	1	7	7.0	7	0
Breunig	1	2	2.0	2	0

COWBOYS	23	316	13.7	56	0
Opponents	17	176	10.4	43	1

PUNTING	NO	YDS	AVG	TB	IN	LG	BL	NET
D. White	77	3,076	39.9	11	16	56	1	33.1
COWBOYS	77	3,076	39.9	11	16	56	1	33.1
Opp.	108	4,257	39.4	13	16	61	0	32.4

PUNT RETURNS	NO	FC	YDS	AVG	LG	TD
Johnson	51	12	401	7.9	23	0
Hill	11	0	101	9.2	20	0
Thurman	1	0	0	0.0	0	0

COWBOYS	63	12	502	8.0	23	0
Opponents	40	13	311	7.8	38	0

KICKOFF RETURNS	NO	YDS	AVG	LG	TD
Johnson	29	603	20.8	56	0
Brinson	6	93	15.5	31	0
Blackwell	3	70	23.3	31	0
Denison	3	63	21.0	24	0
Thurman	3	42	14.0	20	0
R. White	1	15	15.0	15	0
Lawless	1	10	10.0	10	0
Saldi	1	0	0.0	0	0

COWBOYS	47	896	19.1	56	0
Opponents	73	1,709	23.4	57	0

PASSING	ATT	COMP	YDS	PCT	ATT	TD	INT	PCT	INT	LG	SKS/YDS	RATING
Staubach	413	231	3,190	55.9	7.72	25	6.1	16	3.9	911	32/219	84.9
D. White	34	20	215	58.8	6.32	0	0.0	1	2.9	35	1/10	65.3
Hill	1	0	0	0.0	0.00	0	0.0	0	0.0	0	0/0	39.6
Dorsett	1	0	0	0.0	0.00	0	0.0	0	0.0	0	0/0	42.3
COWBOYS	449	251	3,405	55.9	7.58	25	5.6	17	3.8	911	33/229	83.1
Opponents	432	202	2,730	46.8	6.32	11	2.5	23	5.3	51	58/442	53.7

SCORE BY	QUARTERS	1	2	3	4	OT	T
COWBOYS		58	121	118	84	3	384
Opponents		83	43	25	57	0	208

FIELD GOALS	11-19	20-29	30-39	40-49	50+
Septon	2-3	8-8	3-5	6-11	0-0

COWBOYS	2-3	8-8	3-5	6-11	0-0
Opponents	0-0	3-3	3-7	4-10	1-2

Septon: (18M 45M 48), (1), (49M), (1), (19), (22), (49M 47), (40M), (25), (30, 39, 24), (33M), (47M, 24, 26), (33, 21, 38M, 44), (26), (44M), (18, 43M), (22)

Opponents: (37M), (42), (47M), (23, 47M, 44M, 42M), (52, 42, 27), (37), (33M), (1), (47M), (45, 23, 33), (1), (48, 53B), (46B, 30, 36B, 39M), (1), (1)

SCORING	TDR	TDP	TDR1	FG	PAT	S	TP
Septon	0	0	0	16/26	46/47%	0	94
Dorsett	7	2	1a	0/0	0/0	0	60
Newhouse	8	2	0	0/0	0/0	0	60
DuPree	0	9	0	0/0	0/0	0	54
Hill	0	6	0	0/0	0/0	0	36
Laidlaw	3	1	0	0/0	0/0	0	24
D. Pearson	0	3	0	0/0	0/0	0	18
Brinson	2	0	0	0/0	0/0	0	12
Saldi	0	2	0	0/0	0/0	0	12
Denison	1	0	0	0/0	0/0	0	6
Staubach	1	0	0	0/0	0/0	0	6
Waters	0	0	0	0/0	0/0	1+	2

COWBOYS	22	25	1	16/26	46/48%	0	384
Opponents	13	11	1*	11/22	23/25	1#282	

a 54 fumble return vs. N. Y. Jets (12/17)  
+ sacked Theismann in end zone vs. Washington (10/2)

\* Perry 43 interception return vs. Los Angeles (9/17)

# Thaxton blocked punt out of end zone vs. St. Louis (9/17)

% missed PAT @ N.Y. Giants (9/10)

§ fumbled snap on PAT @ N.Y. Jets (12/17)

## USUAL STARTERS

WR Tony Hill	LE Ed Jones
LT Pat Donovan	LT Jethro Pugh(13)
LG Herb Scott	Larry Cole(3)
C John Fitzgerald	RT Randy White
RG Tom Rafferty	RE Harvey Martin
RT Rayfield Wright(11)	LLB Tom Henderson
Andy Frederick(3)	MLB Bob Breunig
TE Billy Joe DuPree	RLB D.D. Lewis
WR Drew Pearson	RCB Benny Barnes
QB Roger Staubach	LCB Aaron Kyle
RB Tony Dorsett	SS Charlie Waters
FB Robert Newhouse(12)	FS Cliff Harris
Scott Laidlaw(4)	





## 1979 ★ DALLAS COWBOYS STATISTICS ★ 1979

Record: 11-5  
First Place, NFC East  
Head Coach: Tom Landry

Date	W/L	Score	Opponent	Att.
9/2	W	22-21	@ St. Louis	50,855
9/9	W	21-13	@ San Francisco	56,728
9/16	W	24-20	CHICAGO	64,056
9/24	L	7-26	@ Cleveland	80,123
9/30	W	38-13	CINCINNATI	63,179
10/7	W	36-20	@ Minnesota	47,572
10/14	W	30-6	LOS ANGELES	64,462
10/21	W	22-13	ST. LOUIS	64,300
10/28	L	3-14	@ Pittsburgh	50,199
11/4	W	16-14	@ N. Y. GIANTS	76,490
11/12	L	21-31	PHILADELPHIA	62,417
11/18	L	20-34	@ Washington	55,031
11/22	L	24-30	HOUSTON	63,897
12/2	W	28-7	N. Y. GIANTS	63,787
12/8	W	24-17	@ Philadelphia	71,434
12/16	W	35-34	WASHINGTON	62,867
<b>1979 DIVISIONAL PLAYOFF</b>				
12/30	L	19-21	LOS ANGELES	64,792

TEAM STATISTICS	DALLAS	OPP
FIRST DOWNS	339	259
Rushing	122	105
Passing	195	135
Penalty	22	19
Third Down-Made/Att	120/241	80/228
Third Down Efficiency	49.8	35.1
Fourth Down-Made/Att	2/9	5/11
TOTAL NET YARDS	5,968	4,586
Avg. Per Game	373.0	286.6
Total Plays	1,122	978
Avg. Per Play	5.3	4.7
NET YARDS RUSHING	2,375	2,115
Avg. Per Game	148.4	132.2
Total Rushes	578	500
Avg. Per Rush	4.1	4.2
NET YARDS PASSING	3,593	2,471
Sacked/Yards Lost	41/290	43/362
Gross Yards	3,883	2,833
Attempts/Completions	503/287	435/207
Pct. of Completions	57.1	47.6
Had Intercepted	13	13
PUNTS/AVERAGE	76/41.7	96/40.8
Net Punting Average	36.0	35.7
PUNT RET./AVG.	51/6.5	34/7.4
KICKOFF RET./AVG.	68/19.4	68/23.2
INT./AVG. RET.	13/14.8	13/8.8
PENALTIES/YARDS	100/845	70/704
FUMBLES/BALL LOST	33/21	20/10
TOUCHDOWNS	45	38
Rushing	15	15
Passing	29	21
Returns	1	2
EXTRA POINTS/ATTEMPTS	40/45	34/38
FIELD GOALS/ATTEMPTS	19/29	17/27
AVG. TIME OF POSS.	32:57	27:03

	PASSING	ATT	COMP	YDS	PCT	ATT	PCT	PCT	LG	SKS/YDS	RATING	AVG	
												TD	INT
Staubach	461	267	3,586	57.9	7.78	27	5.9	11	2.4	75t	36/240	92.4	
D. White	39	19	267	48.7	6.85	1	2.6	2	5.1	45	4/46	58.6	
Springs	3	1	30	33.0	10.00	1	33.0	0	0.0	30t	1/4	111.0	
COWBOYS	503	287	3,883	57.1	7.72	29	5.8	13	2.6	75t	41/290	90.3	
Opponents	435	207	2,833	47.6	6.51	21	4.8	13	3.0	64t	43/362	72.4	

RUSHING	ATT	YDS	AVG	LG	TD
Dorsett	250	1,107	4.4	41	6
Newhouse	124	449	3.6	21	3
Springs	67	248	3.7	15	2
Laidlaw	69	236	3.4	15	3
Staubach	37	172	4.5	20	0
Brinson	14	48	3.6	10	0
D. Pearson	3	27	9.0	16	0
D. White	1	25	25.0	25	0
DuPree	2	19	9.5	20	0
Hill	2	18	9.9	12	0
P. Pearson	7	14	2.0	11	1
Johnson	1	13	13.0	13	0
Saldi	1	-1	-1.0	-1	0

COWBOYS	578	2,375	4.1	41	15
Opponents	500	2,115	4.2	36	15

RECEIVING	ATT	YDS	AVG	LG	TD
Hill	60	1,062	17.7	75t	10
D. Pearson	55	1,026	18.7	56t	8
Dorsett	45	375	8.3	32	1
DuPree	29	324	11.2	33	5
P. Pearson	26	333	12.8	26t	1
Springs	25	251	10.0	27	1
Saldi	14	181	12.9	23t	1
Laidlaw	12	59	4.9	12	0
Newhouse	7	55	7.9	21t	1
Johnson	6	105	17.5	28	1
Cosbie	5	36	7.2	12	0
Wilson	3	76	25.3	45	0
COWBOYS	287	3,883	13.5	75t	29
Opponents	207	2,833	13.7	64t	21

INTERCEPTIONS	NO	YDS	AVG	LG	TD
Hughes	2	91	45.5	68	0
Harris	2	35	17.5	20	0
Barnes	2	20	10.0	11	0
Lewis	2	8	4.0	5	0
Kyle	2	0	0.0	0	0
Mitchell	1	36	36.0	36	0
Thornton	1	3	3.0	3	0
Thurman	1	0	0.0	0	0
COWBOYS	13	193	14.8	68	0
Opponents	13	114	8.8	39t	1

PUNTING	NO	YDS	AVG	TB	IN20	LG	BL	NET
D. White	76	3,168	41.7	9	21	73	0	36.0
COWBOYS	76	3,168	41.7	9	21	73	0	36.0
Opp.	96	3,921	40.8	8	17	72	0	35.7

PUNT RETURNS	NO	FC	YDS	AVG	LG	TD
Wilson	35	12	236	6.8	13	0
Manning	10	2	55	5.5	17	0
Hill	6	1	43	7.2	12	0
COWBOYS	51	15	334	6.5	17	0
Opponents	34	18	252	7.4	31	0

KICKOFF RETURNS	NO	YDS	AVG	LG	TD
Springs	38	780	20.5	70	0
Wilson	19	328	17.2	26	0
Manning	7	145	20.7	47	0
Brinson	2	29	14.5	17	0
Hill	1	32	32.0	32	0
Huther	1	8	8.0	8	0
COWBOYS	68	1,322	19.4	70	0
Opponents	68	1,580	23.2	106t	1

SCORE BY	1	2	3	4	OT	T
COWBOYS	73	102	87	109	0	371
Opponents	67	88	60	78	0	313

FIELD GOALS	11-19	20-29	30-39	40-49	50+
Septien	0-0	7-7	7-11	3-8	2-3

COWBOYS	0-0	7-7	7-11	3-8	2-3
Opponents	0-0	4-4	4-6	7-13	2-4

Septien: (37.50M,24.27),(23.51),(46.43M),(34B,47M),(26),(34),(32),(51,47M,29),(32,32M),(26,37,22),(47M),(34,37),(44),(34M,31M,46M),(40),(1)
---

Opponents: (60M),(30.35M,44),(1),(1),(48.38),(37,35),(42,41),(51,41,48M,40B),(32M),(48M),(45M,59.52M,45M),(44M,46,45),(27),(1),(27),(24,24)
---

SCORING	TD	TOP	TDRI	FG	PAT	S	TP
Septien	0	0	0	19/29	40/44	0	97
Hill	0	10	0	0/0	0/0	0	60
D. Pearson	0	8	0	0/0	0/0	0	48
Dorsett	6	1	0	0/0	0/0	0	42
DuPree	0	5	0	0/0	0/0	0	30
Newhouse	3	1	0	0/0	0/0	0	24
Laidlaw	3	0	0	0/0	0/0	0	18
Springs	2	1	0	0/0	0/0	0	18
P. Pearson	1	1	0	0/0	0/0	0	12
Barnes	0	0	1a	0/0	0/0	0	6
Johnson	0	1	0	0/0	0/0	0	6
Saldi	0	1	0	0/0	0/0	0	6
COWBOYS	15	29	1	19/29	40/45	0	371
Opponents	15	21	2*	17/27	34/38	0	313

a 33 fumble return vs. Minnesota (10/7)

\* Darden 39 interception return vs. Cleveland

(9/24)

Green 108 kickoff return vs. St. Louis (10/21)

## USUAL STARTERS

WR Tony Hill	LE Larry Cole(12)
LT Pat Donovan	John Dutton(4)
LG Herb Scott	LT Dave Stalls(12)
C John Fitzgerald	Larry Cole(4)
RG Tom Rafferty	RT Randy White
RT Jim Cooper(11)	RE Harvey Martin
Rayfield Wright(5)	LLB Thomas Henderson(10)
TE Billy Joe DuPree	Mike Hegman(5)
WR Drew Pearson	MLB Bob Breunig
DB Roger Staubach	RLB D.D. Lewis
RB Tony Dorsett	LCB Benny Barnes
FB Robert Newhouse(12)	RCB Aaron Kyle
Scott Laidlaw(3)	SS Randy Hughes
	FS Cliff Harris



## 1980 ★ DALLAS COWBOYS STATISTICS ★ 1980

RECORD: 12-4  
SECOND PLACE, NFC EAST  
HEAD COACH: TOM LANDRY

Date	W/L	Score	Opponent	Att.
9/8	W	17-3	@ Washington	55,045
9/14	L	20-41	@ Denver	74,919
9/21	W	28-17	TAMPA BAY	62,750
9/28	W	28-7	@ Green Bay	54,776
10/5	W	24-3	N. Y. GIANTS	59,126
10/12	W	59-14	SAN FRANCISCO	63,399
10/19	L	10-17	@ Philadelphia	70,696
10/26	W	42-31	SAN DIEGO	60,639
11/2	W	27-24	@ St. Louis	50,701
11/9	L	35-38	@ N. Y. Giants	68,343
11/16	W	31-21	ST. LOUIS	52,567
11/23	W	14-10	WASHINGTON	58,809
11/27	W	51-7	SEATTLE	57,540
11/27	W	19-13	@ Oakland	53,194
12/15	L	14-38	@ Los Angeles	65,154
12/21	W	35-27	PHILADELPHIA	62,548

## 1980 NFC WILD CARD GAME

12/28 W 34-13 LOS ANGELES 64,533

## 1980 DIVISIONAL PLAYOFF

1/4/81 W 30-27 @ Atlanta 60,022

## 1980 NFC CHAMPIONSHIP GAME

1/11/81 L 7-20 @ Philadelphia 70,696

## TEAM STATISTICS

	DALLAS	OPP
FIRST DOWNS	337	296
Rushing	143	98
Passing	171	160
Penalty	23	28
Third Down-Made/Att.	130/243	88/222
Third Down Efficiency	53.5	39.6
Fourth Down-Made/Att.	5/11	7/15
TOTAL NET YARDS	5,468	5,279
Avg. Per Game	341.8	329.9
Total Plays	1,075	996
Avg. Per Play	5.1	5.3
NET YARDS RUSHING	2,346	2,069
Avg. Per Game	146.6	129.3
Total Rushes	594	469
Avg. Per Rush	4.0	4.4
NET YARDS PASSING	3,104	3,205
Sacked/Yards Lost	31/252	43/358
Gross Yards	3,356	3,563
Attempts/Completions	449/265	484/231
Pct. of Completions	59.6	47.7
Had Intercepted	25	27
PUNTS/AVERAGE	71/40.8	76/43.5
Net Punting Average	34.8	34.7
PUNT RET./AVG.	55/10.1	31/6.6
KICKOFF RET./AVG.	58/21.7	73/21.5
INT./AVG. RET.	27/19.4	25/7.2
PENALTIES/YARDS	107/908	106/989
FUMBLES/BALL LOST	27/14	33/20
TOUCHDOWNS	60	38
Rushing	26	15
Passing	30	21
Returns	4	2
EXTRA POINTS/ATTEMPTS	59/60	38/38
FIELD GOALS/ATTEMPTS	11/17	15/28
AVG. TIME OF POSS.	32:46	27:14

RUSHING	ATT	YDS	AVG	LG	TD
Dorsett	278	1,185	4.3	56	11
Newhouse	118	451	3.8	29	6
Springs	89	326	3.7	20	6
J. Jones	41	135	3.4	9	0
D. White	27	114	4.2	48	1
Newsome	23	73	3.1	23	2
D. Pearson	3	31	10.3	32	0
Hill	4	27	6.8	15	0
DuPree	4	19	4.8	11	0
Carano	4	6	1.5	5	0
P. Pearson	3	6	2.0	2	0

COWBOYS	594	2,373	4.0	56	26
Opponents	469	2,069	4.4	51	15

RECEIVING	NO	YDS	AVG	LG	TD
Hill	60	1,055	17.6	58	8
D. Pearson	43	568	13.2	30	6
Dorsett	34	263	7.7	27	0
DuPree	29	312	10.8	39	7
Saldi	25	311	12.4	43	1
P. Pearson	20	213	10.7	20	2
Johnson	19	263	13.7	29	4
Springs	15	212	14.1	58	1
Newhouse	8	75	9.4	18	0
J. Jones	5	39	7.8	16	0
Newsome	4	43	10.6	16	0
Cosbie	2	11	5.5	5	1
D. White	1	-9	-9.0	-9	0

COWBOYS	265	3,356	12.7	58	30
Opponents	231	3,563	15.4	69	21

INTERCEPTIONS	NO	YDS	AVG	LG	TD
Thurman	5	114	22.8	78	1
Waters	5	78	15.6	29	0
Wilson	4	82	20.5	35	0
Mitchell	3	56	18.7	56	0
Breunig	3	34	11.3	15	0
Dickerson	2	46	23.0	34	0
Hegman	2	2	1.0	2	0
Cole	1	43	43.0	43	1
Dutton	1	38	38.0	38	1
Barnes	1	30	30.0	30	0

COWBOYS	27	523	19.4	78	3
Opponents	25	179	7.2	36	1

PUNTING	NO	YDS	AVG	TBIN20	LG	BL	NET
D. White	71	2,903	40.9	11	17	58	0 34.8
COWBOYS	71	2,903	40.9	11	17	58	0 34.8
Opp.	76	3,304	43.5	6	14	58	0 34.7

PUNT RETURNS	NO	FC	YDS	AVG	LG	TD
J. Jones	54	4	548	10.1	52	0
Solomon	1	0	-8	8.0	8	0
COWBOYS	55	4	556	10.1	52	0
Opponents	31	10	206	6.6	27	0

KICKOFF RETURNS	NO	YDS	AVG	LG	TD
J. Jones	32	720	22.5	41	0
Newsome	12	293	24.4	36	0
Wilson	7	139	19.9	34	0
Hurt	4	71	17.8	24	0
Saldi	1	23	23.0	23	0
Cosbie	1	13	13.0	13	0
Waters	1	0	0.0	0	0

COWBOYS	58	1,259	21.7	41	0
Opponents	73	1,568	21.5	53	0

SCORE BY	QUARTERS	1	2	3	4	OT	T
COWBOYS		96	153	86	119	0	454
Opponents		66	123	44	78	0	311

FIELD GOALS	11-19	20-29	30-39	40-49	50+
Septien	1-1	3-4	6-6	0-3	1-3

COWBOYS	1-1	3-4	6-6	0-3	1-3
Opponents	1-1	5-8	3-7	4-9	2-3

Septien: (19),(30,37),(1),(1),(38,27M),(26,40M),(33), (43M,42M,44M),(28,32),(23),(1),(1),(52, 34),(51M),(1)

Opponents: (45M,29M,45),(46,55),(22,35M),(1), (33M,53M,51),(1),(35,38M),(45,45M), (42),(27),(44M),(34),(1),(22,41M,38), (33M,27),(43M,27M,29,25M,19)

SCORING	TDR	TOP	TDR1	FG	PAT	S	PT
Septien	0	0	0	11/7	59/60	0	92
Dorsett	11	0	0	0/0	0/0	0	66
Hill	0	8	0	0/0	0/0	0	48
Springs	6	1	0	0/0	0/0	0	42
DuPree	0	7	0	0/0	0/0	0	42
Newhouse	6	0	0	0/0	0/0	0	36
D. Pearson	0	6	0	0/0	0/0	0	36
Johnson	0	4	0	0/0	0/0	0	24
Newsome	2	0	0	0/0	0/0	0	12
P. Pearson	0	2	0	0/0	0/0	0	12
Cosbie	0	1	0	0/0	0/0	0	6
Saldi	0	1	0	0/0	0/0	0	6
Thurman	0	0	1a	0/0	0/0	0	6
Dutton	0	0	1b	0/0	0/0	0	6
Hegman	0	0	1c	0/0	0/0	0	6
Cole	0	0	1d	0/0	0/0	0	6
D. White	1	0	0	0/0	0/0	0	6
COWBOYS	26	30	4	11/17	59/60	1+	454
Opponents	15	21	2*	15/28	38/38	0	311

a 78 interception return vs. St. Louis (11/2)

b 38 interception return vs. N.Y. Giants (10/5)

c fumble recovery in end zone vs. Philadelphia (10/19)

d 43 interception return vs. Washington (11/23)  
+ Zorn grounded ball from end zone vs. Seattle (11/27)

\* Thompson 32 fumble return vs. Denver (9/14)  
Lowe 16 interception return vs. San Diego (10/26)

## USUAL STARTERS

WR Tony Hill(13)	LE Ed Jones
Jay Saldi(3)	LT Larry Cole
LT Pat Donovan	RT Randy White
LG Herb Scott	RE Harvey Martin
C John Fitzgerald	LLB Mike Hegman
RG Tom Raftery	MLB Bob Breunig
RT Jim Cooper	RLB D.D. Lewis
TE Billy Joe DuPree	LCB Steve Wilson(10)
WR Drew Pearson	Benny Barnes(6)
QB Danny White	RCB Aaron Mitchell
RB Tony Dorsett	SS Charlie Waters
FB Robert Newhouse(10)	FS Dennis Thurman
Ron Springs(5)	

PASSING	ATT	COMP	YDS	PCT	AVG	PCT	INT	PCT	LG	SKS/YDS	RATING	
D. White	436	260	3,287	59.6	7.54	28	6.4	25	5.7	58	31/252	80.8
Carano	12	5	69	41.7	5.75	2	16.6	0	0.0	25	0/0	60.8
Dorsett	1	0	0	0.0	0.00	0	0	0	0.0	0	0/0	39.6
COWBOYS	449	265	3,356	59.0	7.47	30	6.7	25	5.7	58	31/252	81.0
Opponents	484	231	3,563	47.7	7.36	21	4.3	27	5.6	69	43/358	63.5





## 1981 ★ DALLAS COWBOYS STATISTICS ★ 1981

RECORD: 12-4  
FIRST PLACE, NFC EAST  
HEAD COACH: TOM LANDRY

Date	W/L	Score	Opponent	Att.
9/6	W	26-10	@ Washington	55,045
9/13	W	30-17	ST. LOUIS	63,602
9/21	W	35-21	@ New England	60,311
9/27	W	18-10	N.Y. GIANTS	63,449
10/4	L	17-20	@ St. Louis	49,777
10/11	L	14-45	@ San Francisco	57,574
10/18	W	29-17	LOS ANGELES	64,649
10/25	W	28-27	MIAMI	64,221
11/1	W	17-14	@ Philadelphia	72,111
11/9	W	27-14	BUFFALO	62,583
11/15	L	24-27	@ Detroit	79,694
11/22	W	24-10	WASHINGTON	64,583
11/26	W	10-9	CHICAGO	63,499
12/6	W	37-13	@ Baltimore	54,871
12/13	W	21-10	PHILADELPHIA	64,955
12/19	L	10-13	@ N.Y. Giants (OT)	73,009

## 1981 DIVISIONAL PLAYOFF

1/2/82 W 38-0 TAMPA BAY 64,848

## 1981 NFC CHAMPIONSHIP GAME

1/10/82L 27-28 @ San Francisco 60,525

## TEAM STATISTICS

	DALLAS	OPP
FIRST DOWNS	321	286
Rushing	137	107
Passing	158	160
Penalty	26	18
Third Down-Made/Att.	99/244	72/211
Third Down Efficiency	40.6	34.1
Fourth Down-Made/Att.	5/11	7/15
TOTAL NET YARDS	5,880	5,419
Avg. Per Game	367.5	338.7
Total Plays	1,100	1,021
Avg. Per Play	5.3	5.3
NET YARDS RUSHING	2,711	2,049
Avg. Per Game	169.4	128.0
Total Rushes	630	468
Avg. Per Rush	4.3	4.4
NET YARDS PASSING	3,169	3,370
Sacked/Yards Lost	31/245	42/347
Gross Yards	3,414	3,717
Attempts/Completions	439/241	511/236
Pct. of Completions	54.9	46.2
Had Intercepted	15	37
PUNTS/AVERAGE	83/40.3	80/41.1
Net Punting Average	35.8	36.4
PUNT RET./AVG.	45/5.2	38/6.1
KICKOFF RET./AVG.	54/18.2	71/21.2
INT./AVG. RET.	37/13.0	15/8.3
PENALTIES/YARDS	103/639	104/637
FUMBLES/BALL LOST	45/20	43/16
TOUCHDOWNS	40	34
Rushing	15	16
Passing	24	17
Returns	1	1
EXTRA POINTS/ATTEMPTS	40/40	31/34
FIELD GOALS/ATTEMPTS	27/35	14/29
AVG. TIME OF POSS.	31:47	28:13

	PASSING	ATT	COMP	YDS	PCT	AVG	TD	INT	PCT	INT	PCT	LG	SKS/YDS	RATING
D. White	391	223	3,098	57.0	7.92	22	5.6	13	3.3	73t	30/234	87.5		
Carano	45	16	235	35.5	5.22	1	2.2	1	2.2	55	1/1	51.6		
Pearson	2	2	81	100.0	40.50	1	50.0	0	0.0	59	0/0	121.0		
Springs	1	0	0	0.0	0.00	0	0	0	0.0	0	0/0	0.0		
COWBOYS	439	241	3,414	54.9	7.78	24	5.5	15	3.4	73t	31/245	84.4		
Opponents	511	236	3,717	46.2	7.27	17	3.3	37	7.2	81t	42/347	51.9		

RUSHING	ATT	YDS	AVG	LG	TD
Dorsett	342	1,646	4.8	75t	4
Springs	172	625	3.6	16	10
J. Jones	34	183	5.3	59t	1
D. White	38	104	2.7	17	0
Newsome	13	38	2.9	7	0
Newhouse	14	33	2.3	6	0
Cosbie	4	33	8.3	15	0
Pearson	3	31	10.3	25	0
DuPree	1	12	12.0	12	0
Carano	8	9	1.1	11	0
Hill	1	3	3.0	3	0

COWBOYS	630	2,711	4.3	75t	15
Opponents	468	2,049	4.4	38t	16

RECEIVING	ATT	YDS	AVG	LG	TD
Hill	46	953	20.7	63t	4
Springs	46	359	7.8	32t	2
Pearson	38	614	16.2	42t	3
Dorsett	32	325	10.2	73t	2
Johnson	25	552	22.1	55	5
DuPree	19	214	11.3	33t	2
Cosbie	17	225	13.2	28t	5
Saldi	8	82	10.2	14t	1
J. Jones	6	37	6.2	16	0
Donley	3	32	10.7	17	0
Newhouse	1	21	21.0	21	0

COWBOYS	241	3,414	14.2	73t	24
Opponents	236	3,717	15.8	81t	17

INTERCEPTIONS	NO	YDS	AVG	LG	TD
Walls	11	133	12.1	33	0
Thurman	9	187	20.8	96	0
Downs	7	81	11.6	21	0
Waters	3	21	7.0	21	0
Breung	2	8	4.0	8	0
Wilson	2	0	0.0	0	0
Brown	1	28	28.0	28	0
Barnes	1	24	24.0	24	0
Lewis	1	0	0.0	0	0

COWBOYS	37	482	13.0	96	0
Opponents	15	124	8.3	41	0

PUNTING NO	YDS	AVG	TB IN 20	LG	BL	NET	
D. White	81	3,284	40.8	7	19	60	0 36.0
Septien	2	62	31.0	0	0	33	0 31.0
COWBOYS	83	3,346	40.3	7	19	60	0 35.8
Opp.	80	3,289	41.1	7	17	57	0 36.4

PUNT RETURNS	NO	FC	YDS	AVG	LG	TD
J. Jones	33	2	188	5.7	17	0
Fellows	11	1	44	4.4	10	0
Donley	1	0	3	3.0	3	0
Thurman	0	1	0	0.0	0	0
Wilson	0	1	0	0.0	0	0

COWBOYS	45	5	235	5.2	17	0
Opponents	38	8	231	6.1	21	0

KICKOFF RETURNS	NO	YDS	AVG	LG	TD
J. Jones	27	517	19.1	33	0
Newsome	12	228	19.0	27	0
Fellows	8	170	21.3	31	0
Newhouse	3	34	10.4	12	0
Wilson	2	32	16.0	17	0
Cosbie	1	0	0.0	0	0

COWBOYS	54	981	18.2	33	0
Opponents	71	1,508	21.2	65	0

SCORE BY QUARTERS	1	2	3	4	OT	T
COWBOYS	91	108	57	111	0	367
Opponents	61	81	79	53	0	277

FIELD GOALS 11-19	20-29	30-39	40-49	50+	
Septien	1-1	11-11	8-9	7-12	0-2

COWBOYS	1-1	11-11	8-9	7-12	0-2
Opponents	2-2	2-5	3-6	7-14	1-2

Septien: (29,42,23,18),(47,32,25),(26,40M,26,26,25),(36,20,21),(26,1),(40,39),(48M),(39),(47,31),(43),(25,35M),(41,50M,42M),(42,35,31),(47M,43M),(60M,36)

Opponents: (47M,42),(44M,24),(43M),(36M,42,58M),(19,37),(18,40),(40,0),(34M),(37,47),(27M,26,47M),(43,40M,49M),(49M,50),(21M,27M,40,33M,35)

SCORING	TDR	TDP	TDR1	FG	PAT	S	TP
Septien	0	0	0	27/35	40/40	0	121
Springs	10	2	0	0/0	0/0	0	72
Dorsett	4	2	0	0/0	0/0	0	36
Johnson	0	5	0	0/0	0/0	0	30
Cosbie	0	5	0	0/0	0/0	0	30
Hill	0	4	0	0/0	0/0	0	24
Pearson	0	3	0	0/0	0/0	0	18
DuPree	0	2	0	0/0	0/0	0	12
Saldi	0	1	0	0/0	0/0	0	6
Barnes	0	0	1a	0/0	0/0	0	6
J. Jones	1	0	0	0/0	0/0	0	6
Team	0	0	0	0/0	0/0	0	6
COWBOYS	15	24	1	27/35	40/40	0	367
Opponents	16	17	1*	14/29	31/34	0	277

a 72 fumble return vs. San Francisco (10/11)

\* Lott 41 interception return vs. San Francisco (10/11)

## USUAL STARTERS

WR Tony Hill(9)	LE Ed Jones
Butch Johnson(6)	LT John Dutton
LT Pat Donovan	RT Randy White
LG Herb Scott	RE Harvey Martin
C Tom Rafferty(13)	LLB Mike Hegman(10)
Robert Shaw(3)	Guy Brown(8)
RG Kurt Peterson	MLB Bob Breung
RT Jim Cooper	RLB D.D. Lewis
TE Billy Joe DuPree	LCB Everson Walls(12)
WR Drew Pearson	Steve Wilson(4)
QB Danny White	RCB Dennis Thurman
RB Tony Dorsett	SS Charlie Waters
FB Ron Springs(13)	FS Michael Downs
Jay Saldi(3)	



# 1982 ★ DALLAS COWBOYS STATISTICS ★ 1982

RECORD: 6-3  
SECOND PLACE, NFC EAST  
HEAD COACH: TOM LANDRY

Date	W/L	Score	Opponent	Att.
9/13	L	28-36	PITTSBURGH	63,431
9/19	W	24-7	@ St. Louis	50,705
9/26			@ Minnesota	canceled
10/3			N.Y. GIANTS	canceled
10/10			WASHINGTON	canceled
10/17			@ Philadelphia	canceled
10/24			@ Cincinnati	canceled
10/31			@ N.Y. Giants	canceled
11/7			ST. LOUIS	canceled
11/14			@ San Francisco	canceled
11/21	W	14-9	TAMPA BAY	49,578
11/25	W	31-14	CLEVELAND	46,267
12/5	W	24-10	@ Washington	54,633
12/13	W	37-7	@ Houston	51,808
12/19	W	21-7	NEW ORLEANS	64,506
12/26	L	20-24	PHILADELPHIA	46,199
1/3/83	L	27-31	@ Minnesota	60,007

### 1982 SUPER BOWL TOURNAMENT

1/9/83 W 30-17 TAMPA BAY 65,042

### 1982 SUPER BOWL TOURNAMENT

1/16/83W 37-26 GREEN BAY 63,972

### 1982 NFC CHAMPIONSHIP GAME

1/22/83L 17-31 @ Washington 55,045

### TEAM STATISTICS

	DALLAS	OPP
FIRST DOWNS	180	163
Rushing	70	57
Passing	99	95
Penalty	11	11
Third Down-Made/Att.	44/111	42/125
Third Down Efficiency	39.6	33.6
Fourth Down-Made/Att.	5/11	7/15
TOTAL NET YARDS	3,199	2,753
Avg. Per Game	355.4	305.9
Total Plays	579	581
Avg. Per Play	5.5	4.7
NET YARDS RUSHING	1,313	1,011
Avg. Per Game	145.9	112.3
Total Rushes	296	260
Avg. Per Rush	4.4	3.9
NET YARDS PASSING	1,866	1,742
Sacked/Yards Lost	25/264	32/260
Gross Yards	2,150	2,002
Attempts/Completions	258/160	289/152
Pct. of Completions	62.0	52.6
Had Intercepted	14	15
PUNTS/AVERAGE	37/41.7	49/42.7
Net Punting Average	37.4	35.3
PUNT RET./AVG.	30/8.1	21/5.6
KICKOFF RET./AVG.	32/20.3	41/22.8
INT./AVG. RET.	15/10.9	14/8.9
PENALTIES/YARDS	42/304	52/431
FUMBLES/BALL LOST	29/12	20/10
TOUCHDOWNS	23	17
Rushing	10	5
Passing	16	10
Returns	2	2
EXTRA POINTS/ATTEMPTS	28/28	16/17
FIELD GOALS/ATTEMPTS	10/14	9/15
AVG. TIME OF POSS.	30:49	29:11

RUSHING	ATT	YDS	AVG	LG	TD
Dorsett	177	745	4.2	99t	5
Springs	59	243	4.1	46t	2
Newsome	15	98	6.5	25	1
D. White	17	91	5.4	21	0
Newhouse	14	79	5.6	27	1
T. Hill	1	22	22.0	22	0
Peoples	7	22	3.1	7	0
Johnson	1	9	9.0	9	0
DuPre	1	6	6.0	6t	1
Hogeboom	3	0	0.0	0	0
Cosbie	1	-2	-2.0	-2	0
COWBOYS	296	1,313	4.4	99t	10
Opponents	260	1,011	3.9	32	5

RECEIVING	NO	YDS	AVG	LG	TD
T. Hill	35	526	15.0	47	1
Cosbie	30	441	14.7	45	4
Pearson	26	382	14.7	48	3
Dorsett	24	179	7.5	17	0
Springs	17	163	9.6	34	2
Johnson	12	269	22.4	49	3
DuPre	7	41	5.9	12	2
Newsome	6	118	19.7	46t	1
Donley	2	23	11.5	12	0
Saldi	1	8	8.0	8	0
COWBOYS	160	2,150	13.4	49	16
Opponents	152	2,002	13.2	54t	10

INTERCEPTIONS	NO	YDS	AVG	LG	TD
Walls	7	61	8.7	37	0
Thurman	3	75	25.0	60t	1
Downs	1	22	22.0	22	0
Dickerson	1	4	4.0	4	0
Breunig	1	1	1.0	1	0
Clinkscale	1	0	0.0	0	0
E. Jones	1	0	0.0	0	0
COWBOYS	15	163	10.9	60t	1
Opponents	14	125	8.9	33t	1

PUNTING	NO	YDS	AVG	TB IN20	LG	BL	NET
D. White	37	1,542	41.7	2	6	56	0 37.4
COWBOYS	37	1,542	41.7	2	6	56	0 37.4
Opp.	49	2,093	42.7	6	9	60	0 35.3

PUNT RETURNS	NO	FC	YDS	AVG	LG	TD
Fellows	25	0	189	7.6	17	0
R. Hill	4	0	39	9.8	26	0
Donley	1	0	14	14.0	14	0
COWBOYS	30	0	242	8.1	26	0
Opponents	21	3	118	5.6	14	0

KICKOFF RETURNS	NO	YDS	AVG	LG	TD
Fellows	16	359	22.4	35	0
Donley	8	15	18.9	33	0
Newsome	4	74	18.5	26	0
J. Jones	2	46	23.0	27	0
Thurman	1	17	17.0	17	0
Cosbie	1	4	4.0	4	0
COWBOYS	32	651	20.3	35	0
Opponents	41	936	22.8	40	0

SCORE BY QUARTERS	1	2	3	4	OT	T
COWBOYS	17	100	51	58	0	226
Opponents	23	34	27	61	0	145

FIELD GOALS	11-19	20-29	30-39	40-49	50+
Septien	1-1	3-3	3-4	2-4	1-2
COWBOYS	1-1	3-3	3-4	2-4	1-2
Opponents	0-0	6-8	1-2	2-5	0-0

Septien	(52M)	(44M25)	(C)	(C)	(C)	(C)	(C)	(C)	(C)
	(C)	(.)	(32M,40)	(31)	(22,36,53)	(.)	(18,33)	(47M,42,22)	
Opponents	(35B,26,43,40)	(40M)	(C)	(C)	(C)	(C)	(C)	(.)	(38)
	(.)	(29B,40M,43M)	(22)	(28)					

SCORING	TDR	TDP	TDR1	FG	PAT	S	TP
Septien	0	0	0	10/14	28/28	0	58
Dorsett	5	0	0	0/0	0/0	0	30
Cosbie	0	4	0	0/0	0/0	0	24
Springs	2	2	0	0/0	0/0	0	24
DuPre	1	2	0	0/0	0/0	0	18
Johnson	0	3	0	0/0	0/0	0	18
Pearson	0	3	0	0/0	0/0	0	18
Newsome	1	1	0	0/0	0/0	0	12
Downs	0	0	1a	0/0	0/0	0	6
T. Hill	0	1	1b	0/0	0/0	0	6
Newhouse	1	0	0	0/0	0/0	0	6
Thurman	0	0	0	0/0	0/0	0	6
COWBOYS	10	16	2	10/14	28/28	0	226
Opponents	5	10	2*	9/15	16/17	0	145

a 86 fumble return vs. Houston (12/13)

b 60 interception return vs. Minnesota (1/3)

\* Brown recovered fumble in end zone vs.

Philadelphia (12/26)

Turner 33 interception return vs. Minnesota (1/3)

### USUAL STARTERS

WR Tony Hill	LE Ed Jones
LT Pat Donovan	LT John Dutton
LG Howard Richards	RT Randy White
C Tom Raftery	RE Harvey Martin
RG Kurt Peterson	LLB Mike Hegman
RT Jim Cooper	MLB Bob Breunig
TE Doug Cosbie	RLB Guy Brown
WR Drew Pearson	LCB Everson Walsh
QB Danny White	RCB Dennis Thurman
RB Tony Dorsett	SS Benny Barnes
FB Ron Springs	FS Michael Downs

PASSING	ATT	COMP	YDS	PCT	AVG	TD	INT	PCT	INT	LG	SKS/YDS	RATING
D. White	247	156	2,079	63.2	8.42	16	6.5	12	4.9	49	25/264	91.1
Hogeboom	8	3	45	37.5	5.62	0	0.0	1	12.5	26	0/0	17.2
Pearson	2	1	26	50.0	13.00	0	0.0	1	50.0	26	0/0	56.3
Dorsett	1	0	0	0.0	0.00	0	0.0	0	0.0	0	0/0	39.6
COWBOYS	258	160	2,150	62.0	8.33	16	6.2	14	5.4	49	25/264	86.6
Opponents	289	152	2,002	52.6	6.93	10	3.5	15	5.2	54t	32/260	64.8





## 1983 ★ DALLAS COWBOYS STATISTICS ★ 1983

Record: 12-4  
Second place, NFC East  
Head Coach: Tom Landry

Date	W/L	Score	Opponent	Att.
9/5	W	31-30	@ Washington	55,045
9/11	W	34-17	@ St. Louis	48,532
9/18	W	28-13	N.Y. GIANTS	62,347
9/25	W	21-20	NEW ORLEANS	62,136
10/2	W	37-24	@ Minnesota	60,774
10/9	W	27-24	TAMPA BAY (OT)	63,308
10/16	W	37-7	PHILADELPHIA	63,070
10/23	L	38-40	L.A. RAIDERS	64,991
10/30	W	38-20	@ N.Y. Giants	76,142
11/6	W	27-20	@ Philadelphia	71,236
11/13	L	23-24	@ San Diego	46,192
11/20	W	41-21	KANSAS CITY	64,103
11/24	W	35-17	ST. LOUIS	60,764
12/4	W	35-10	@ Seattle	63,352
12/11	L	10-31	WASHINGTON	65,074
12/19	L	17-42	@ San Francisco	59,957

## 1983 WILD CARD GAME

12/26	L	17-24	L.A. RAMS	43,521
-------	---	-------	-----------	--------

## TEAM STATISTICS

	DALLAS	OPP
FIRST DOWNS	342	286
Rushing	109	82
Passing	205	181
Penalty	28	23
Third Down-Made/Att.	94/225	80/222
Third Down Efficiency	41.8	36.0
Fourth Down-Made/Att.	4/9	9/17
TOTAL NET YARDS	5,959	5,427
Avg. Per Game	372.4	339.2
Total Plays	1,110	1,025
Avg. Per Play	5.4	5.3
NET YARDS RUSHING	2,117	1,499
Avg. Per Game	132.3	93.7
Total Rushes	519	410
Avg. Per Rush	4.1	3.7
NET YARDS PASSING	3,842	3,928
Sacked/Yards Lost	37/314	57/437
Gross Yards	4,156	4,365
Attempts/Completions	554/346	558/299
Pct. of Completions	62.5	53.6
Had Intercepted	25	27
PUNTS/AVERAGE	83/39.4	84/41.9
Net Punting Average	31.4	34.0
PUNT RET./AVG.	51/9.0	53/11.1
KICKOFF RET./AVG.	70/19.3	78/23.2
INT./AVG. RET.	27/17.3	25/14.3
PENALTIES/YARDS	99/847	100/873
FUMBLER/BALL LOST	30/14	31/21
TOUCHDOWNS	59	42
Rushing	21	12
Passing	31	27
Returns	7	3
EXTRA POINTS/ATTEMPTS	57/59	42/42
FIELD GOALS/ATTEMPTS	22/27	22/30
AVG. TIME OF POSS.	33:08	26:52

RUSHING	ATT	YDS	AVG	LG	TD
Dorsett	289	1,321	4.6	77	8
Springs	149	541	3.6	19	7
Newsome	44	185	4.2	20	2
Newhouse	9	34	3.8	8	0
D. White	18	31	1.7	22	4
Pearson	2	13	6.5	10	0
T. Hill	1	2	2.0	2	0
Johnson	1	0	0.0	0	0
Hogeboom	6	-10	-1.7	-1	0
COWBOYS	519	2,117	4.1	77	21
Opponents	410	1,499	3.7	32	12

RECEIVING	ATT	YDS	AVG	LG	TD
Springs	73	589	8.1	80	1
T. Hill	49	801	16.4	75	7
Pearson	47	545	11.6	32	5
Cosbie	46	588	12.8	61	6
Johnson	41	561	13.7	46	3
Dorsett	40	287	7.2	19	1
Donley	18	370	20.6	47	2
Newsome	18	250	13.9	52	4
DuPree	12	142	11.8	28	1
D. White	1	15	15.0	15	1
Rafferty	1	8	8.0	8	0
COWBOYS	346	4,156	12.0	80	31
Opponents	299	4,365	14.6	83	27

INTERCEPTIONS	NO	YDS	AVG	LG	TD
Thurman	6	49	8.2	34	0
Fellows	5	139	27.8	58	1
Downs	4	80	20.0	28	0
Walls	4	70	17.5	37	0
Clinkscale	2	68	34.0	68	1
T. Hill	2	12	6.0	12	0
Bates	1	29	29.0	29	0
Jones	1	12	12.0	12	0
Dickerson	1	8	8.0	8	0
Breunig	1	0	0.0	0	0
COWBOYS	27	467	17.3	68	2
Opponents	25	358	14.3	48	1

PUNTING	NO	YDS	AVG	TB	IN20	LG	BL	NET
D. White	38	1,543	40.6	3	6	50	1	36.0
Warren	39	1,551	39.8	1	8	54	0	32.0
Miller	5	178	35.6	0	2	43	0	21.2
COWBOYS	83	3,272	39.4	4	16	54	1	31.4
Opp.	84	3,515	41.9	10	23	59	0	34.0

PUNT RETURNS	NO	FC	YDS	AVG	LG	TD
R. Hill	30	2	232	7.7	37	0
Fellows	10	3	75	7.5	14	0
Allen	9	1	153	17.0	68	1
Donley	1	0	1	1.0	1	0
Newhouse	1	0	0	0.0	0	0
COWBOYS	51	6	461	9.0	68	1
Opponents	53	9	588	11.1	56	0

KICKOFF RETURNS	NO	YDS	AVG	LG	TD
Fellows	43	855	19.9	53	0
R. Hill	13	243	18.7	40	0
Allen	8	178	22.3	31	0
Cosbie	2	17	8.5	10	0
Newsome	1	28	28.0	28	0
McSwain	1	17	17.0	17	0
Springs	1	13	13.0	13	0
Hutther	1	0	0.0	0	0
COWBOYS	70	1,351	19.3	53	0
Opponents	78	1,806	23.2	66	0

SCORE BY QUARTERS	1	2	3	4	OT	T
COWBOYS	75	154	79	168	3	479
Opponents	120	84	70	86	0	360

FIELD GOALS	11-9	20-29	30-39	40-49	50+
Septien	0-0	5-5	8-8	9-12	0-2
COWBOYS	0-0	5-5	8-8	9-12	0-2
Opponents	2-2	8-8	7-8	4-8	1-4

Septien: (26) (45.24), (1) (41.34), (45.53M, 45.35), (41, 48M, 42), (31.46, 34), (23), (42M, 36), (39.23), (50M, 37), (25.40), (1), (1), (35), (47, 46M)  
Opponents: (23.30, 39.31M), (23), (31.27), (45M, 19, 42.43B), (41), (48.47M), (1), (37.24, 26, 26), (27.29), (52M, 19.37), (37), (51M), (42), (54), (49M, 38), (52M)

SCORING	TD	TP	DTRI	FG	PAT	\$	TP
Septien	0	0	0	22/27	57/59	0	123
Dorsett	8	1	0	0/0	0/0	0	54
Springs	7	1	0	0/0	0/0	0	48
T. Hill	0	7	0	0/0	0/0	0	42
Cosbie	0	6	0	0/0	0/0	0	36
Newsome	2	4	0	0/0	0/0	0	36
Pearson	0	5	0	0/0	0/0	0	30
D. White	4	1	0	0/0	0/0	0	30
Johnson	0	3	0	0/0	0/0	0	18
Donley	0	2	0	0/0	0/0	0	12
Fellows	0	0	2a	0/0	0/0	0	12
Allen	0	0	1b	0/0	0/0	0	6
Clinkscale	0	0	1c	0/0	0/0	0	6
Downs	0	0	1d	0/0	0/0	0	6
DuPree	0	1	0	0/0	0/0	0	6
Hegman	0	0	1e	0/0	0/0	0	6
Thurman	0	0	1f	0/0	0/0	0	6
Dickerson	0	0	0	0/0	0/0	1+	2
COWBOYS	21	31	7	22/27	57/59	1	479
Opponents	12	27	3*	22/30	42/42	0	360

a 62 blocked FG return vs. New Orleans (9/25)  
b 58 interception return vs. Minnesota (10/2)  
c 68 punt return vs. Kansas City (11/20)  
d 68 interception return vs. New York (9/18)  
e 10 fumble return vs. New York (9/18)  
f 9 fumble return vs. Los Angeles (10/23)  
g fumble recovery in end zone vs. St. Louis (9/11)  
+ tackled Stabler in end zone vs. New Orleans (9/25)  
\* Nelson 21 blocked punt return vs. S.D. (11/13)  
Wright 48 interception return vs. San Francisco (12/19)  
McLemore 56 punt return vs. San Francisco (12/19)

## USUAL STARTERS

WR Tony Hill(9)	LE Ed Jones
Butch Johnson(3)	LT John Dutton
Billy Joe DuPree(3)	RT Randy White
LT Pat Donovan	RE Harvey Martin
LG Herb Scott	LLB Mike Hegman
C Tom Rafferty	MLB Bob Breunig
RG Kurt Peterson	RLB Anthony Dickerson
RT Jim Cooper	LCB Everson Waller
TE Doug Cosbie	RCB Dennis Thurman
WR Drew Pearson	SS Dextor Clinkscale
QB Danny White	FS Michael Downs
RB Tony Dorsett	
FB Ron Springs	

PASSING	ATT	COMP	YDS	PCT	AVG	TD	PCT	INT	PCT	LG	SKS/YDS	RATING
D. White	533	334	3,980	62.7	7.47	29	5.4	23	4.3	80t	37/314	85.6
Hogeboom	17	11	161	64.7	9.47	1	5.9	1	5.9	24	0/0	90.6
Springs	2	1	15	50.0	7.50	1	5.0	0	0.0	15t	0/0	121.0
Dorsett	1	0	0	0.0	0.00	0	0.0	0	0.0	0	0/0	39.6
Pearson	1	0	0	0.0	0.00	0	0.0	1	100.0	0	0/0	39.6
COWBOYS	554	346	4,156	62.5	7.50	31	5.6	25	4.5	80t	37/314	85.2
Opponents	558	299	4,365	53.6	7.82	27	4.8	27	4.8	83t	57/437	75.3



# 1984 ★ DALLAS COWBOYS STATISTICS ★ 1984

**RECORD: 9-7**  
**FOURTH PLACE, NFC EAST**  
**HEAD COACH: TOM LANDRY**

Date	W/L	Score	Opponent	Avt.
9/3	W	20-13	@ L.A. Rams	65,403
9/9	L	7-28	@ N.Y. Giants	75,921
9/16	W	23-17	PHILADELPHIA	64,521
9/23	W	20-6	GREEN BAY	64,222
9/30	W	23-14	@ Chicago	63,623
10/7	L	20-31	ST. LOUIS	61,438
10/14	L	14-34	@ Washington	55,431
10/21	W	30-27	NEW ORLEANS (OT)	50,966
10/28	W	22-3	INDIANAPOLIS	58,724
11/4	L	7-19	N.Y. GIANTS	60,235
11/11	W	24-17	@ St. Louis	48,721
11/18	L	3-14	@ Buffalo	74,391
11/22	W	20-17	NEW ENGLAND	55,341
12/2	W	26-10	@ Philadelphia	66,322
12/9	L	28-30	WASHINGTON	64,286
12/17	L	21-28	@ Miami	74,139

TEAM STATISTICS	DALLAS	OPP
FIRST DOWNS	323	283
Rushing	93	106
Passing	202	155
Penalty	28	22
Third Down-Made/Att.	83/238	83/247
Third Down Efficiency	34.9	33.6
Fourth Down-Made/Att.	3/7	5/16
TOTAL NET YARDS	5,320	5,036
Avg. Per Game	332.5	314.8
Total Plays	1,121	1,094
Avg. Per Play	4.8	4.6
NET YARDS RUSHING	1,714	2,226
Avg. Per Game	107.1	139.1
Total Rushes	469	510
Avg. Per Rush	3.7	4.4
NET YARDS PASSING	3,606	2,810
Sacked/Yards Lost	48/389	57/390
Gross Yards	3,995	3,200
Attempts/Completions	604/322	527/250
Pct. of Completions	53.3	47.4
Had Intercepted	26	28
PUNTS/AVERAGE	108/38.2	99/42.8
Net Punting Average	34.0	36.3
PUNT RET./AVG.	54/8.3	55/4.2
KICKOFF RET./AVG.	63/19.0	65/20.2
INT./AVG. RET.	26/14.6	26/14.7
PENALTIES/YARDS	100/947	93/854
FUMBLES/BALL LOST	35/17	35/16
TOUCHDOWNS	34	36
Rushing	12	8
Passing	19	23
Returns	3	5
EXTRA POINTS/ATTEMPTS	33/34	35/36
FIELD GOALS/ATTEMPTS	23/29	19/28
AVG TIME OF POSSESSION	29:06	31:06

RUSHING	ATT	YDS	AVG	LG	TD
Dorsett	302	1,189	3.9	31	6
Newsome	66	268	4.1	30	5
Springs	68	197	2.9	16	1
D. White	6	21	3.5	8	0
Hogeboom	15	19	1.3	11	0
J. Jones	8	13	1.6	6	0
T. Hill	1	7	7.0	7	0
Donley	2	5	2.5	6	0
Smith	1	-5	-5.0	-5	0
COWBOYS	469	1,714	3.7	31	12
Opponents	510	2,226	4.4	85	8

RECEIVING	NO	YDS	AVG	LG	TD
Cosbie	60	789	13.2	36	4
Hill	58	864	14.9	66	5
Dorsett	51	459	9.0	68	1
Springs	46	454	9.9	57	3
Renfro	35	583	16.7	60	2
Donley	32	473	14.8	49	2
Newsome	26	263	10.1	29	0
J. Jones	7	57	8.1	19	1
Cornwell	2	23	11.5	13	1
Harris	1	9	9.0	9	0
Phillips	1	6	6.0	6	0
Pozderac	1	1	1.0	1	0
Carmichael	1	7	7.0	7	0
Smith	1	7	7.0	7	0
COWBOYS	322	3,995	12.4	68	19
Opponents	250	3,200	12.8	80	23

INTERCEPTIONS	NO	YDS	AVG	LG	TD
Downs	7	126	18.0	27	1
Thurman	5	81	16.2	43	1
Clinkscale	3	32	10.7	23	0
Walls	3	12	4.0	12	0
Fellows	3	3	1.0	3	0
Hegman	3	3	1.0	3	0
Lockhart	1	32	32.0	32	0
Scott	1	5	5.0	5	0
Bates	1	3	3.0	3	0
Dickerson	1	0	0.0	0	0
COWBOYS	28	297	10.6	43	2
Opponents	26	372	14.3	49	4

PUNTING NO	YDS	AVG	TB/NO	LG	BL	NET		
D. White	82	3,151	38.4	8	21	54	0	36.0
Warren	21	799	38.1	3	3	48	0	32.0
Miller	5	173	34.6	0	1	41	0	21.2
COWBOYS	108	4,123	38.2	11	25	54	0	34.0
Opp.	99	4,236	42.8	10	23	59	1	36.3

PUNT RETURNS	NO	FC	YDS	AVG	LG	TD
Allen	54	15	446	8.3	18	0
COWBOYS	54	15	446	8.3	18	0
Opponents	55	19	230	4.2	19	0

KICKOFF RETURNS	NO	YDS	AVG	LG	TD
Allen	33	666	20.2	34	0
McSwain	20	403	20.2	32	0
Fellows	6	94	15.7	23	0
Salonen	2	30	15.0	22	0
Granger	2	6	3.0	5	0
COWBOYS	63	1,199	19.0	34	0
Opponents	65	1,310	20.2	64	0

SCORE BY QUARTERS	1	2	3	4	OT	T
COWBOYS	65	89	56	95	3	308
Opponents	64	81	91	72	0	308

FIELD GOALS	11-19	20-29	30-39	40-49	50+
Septien	2-2	6-7	9-9	4-8	2-3
COWBOYS	2-2	6-7	9-9	4-8	2-3
Opponents	0-0	8-8	7-9	2-8	2-3

Septien: (31.52), (1), (28M, 47.51, 30), (32.42), (44.32, 23), (52M, 35.36), (1), (36.27, 41), (19, 19, 24), (1), (42M, 35.48M, 45B), (20.47M), (28, 23), (32), (1), (1)

Opponents: (31.36), (1), (39.39M), (37M), (41M, 43M), (46M, 22), (20, 22, 47M), (49, 50, 45M), (52), (40, 38, 23, 27), (49B, 30), (1), (29, 56M), (23), (31, 34, 21), (1)

SCORING	TDR	TDP	TDR1	FG	PAT	S	TP
Septien	0	0	0	23/29	33/34	0	102
Dorsett	6	1	0	0/0	0/0	0	42
T. Hill	0	5	0	0/0	0/0	0	30
Newsome	5	0	0	0/0	0/0	0	30
Cosbie	0	4	0	0/0	0/0	0	24
Springs	1	3	0	0/0	0/0	0	24
Donley	0	2	0	0/0	0/0	0	12
Renfro	0	2	0	0/0	0/0	0	12
Cornwell	0	1	0	0/0	0/0	0	6
Downs	0	0	1a	0/0	0/0	0	6
Jeffcoat	0	0	1b	0/0	0/0	0	6
J. Jones	0	1	0	0/0	0/0	0	6
Thurman	0	0	1c	0/0	0/0	0	6
Dutton	0	0	0	0/0	0/0	1+	2
COWBOYS	12	19	3	23/29	33/34	1	308
Opponents	8	23	5	19/28	35/36	0	308

- a 27 interception return vs. New England (11/22)
- b fumble recovery in end zone vs. New Orleans (10/21)
- c 38 interception return vs. Philadelphia (12/2)
- + tackled Pisarcik in end zone vs. Philadelphia (12/2)
- \* Header 81 fumble return vs. N.Y. Giants (9/9)
- R. Brown 5 interception return vs. Green Bay (9/23)
- Coleman 49 interception return vs. Washington (10/14)
- Winston 43 interception return vs. New Orleans (10/21)
- Green 32 interception return vs. Washington (12/9)

### USUAL STARTERS

WR Tony Hill(11)	LE Ed Jones
Doug Donley(4)	LT John Dutton
LT Phil Pozderac(7)	RT Randy White
Herb Scott(5)	RE Jim Jeffcoat
Howard Richards(4)	LLB Mike Hegman
LG Glen Teters(12)	MLB Bob Breunig(8)
Herb Scott(4)	Eugene Lockhart(8)
C Tom Rafferty	RLB Anthony Dickerson
RG Jim Cooper(7)	LCB Everson Walls
Phil Pozderac(7)	RCB Ron Fellows
RT Kurt Peterson	SS Dexter Clinkscale
TE Doug Cosbie	FS Mike Donaldson
WR Mike Renfro(11)	
Doug Donley(5)	
QB Gary Hogeboom(10)	
Danny White(6)	
RB Tony Dorsett	
FB Ron Springs(12)	
Timmy Newsome(4)	

PASSING	ATT	COMP	YDS	PCT	AVG	ATT	TD	INT	PCT	INT	LG	SKS/YDS	RATING
Hogeboom	367	195	2,366	53.1	6.45	7	1.9	14	3.8	68	26/211	63.7	
D. White	233	126	1,580	54.1	6.78	11	4.7	11	4.7	66	22/178	71.5	
Renfro	2	1	49	50.0	24.50	1	50.0	0	0.0	49	0/0	135.4	
Springs	1	0	0	0.0	0.00	0	0.0	0	0.0	0	0/0	39.6	
Dorsett	1	0	0	0.0	0.00	0	0.0	1	100.0	0	0/0	0.0	
COWBOYS	604	322	3,995	53.3	6.61	19	3.2	26	4.3	68	48/389	66.6	
Opponents	527	250	3,200	47.4	6.07	23	4.4	28	5.3	80	57/390	59.3	





## 1985 ★ DALLAS COWBOYS STATISTICS ★ 1985

RECORD: 10-6  
FIRST PLACE, NFC EAST  
HEAD COACH: TOM LANDRY

Date	W/L	Score	Opponent	Att.
9/9	W	44-14	WASHINGTON	62,292
9/15	L	21-26	@ Detroit	72,985
9/22	W	20-7	CLEVELAND	61,456
9/29	W	17-10	@ Houston	49,686
10/6	W	30-29	@ N.Y. Giants	74,981
10/13	W	27-13	PITTSBURGH	62,932
10/20	L	14-16	@ Philadelphia	70,114
10/27	W	24-10	ATLANTA	57,941
11/4	L	10-21	@ St. Louis	49,347
11/10	W	13-7	@ Washington	55,750
11/17	L	0-44	CHICAGO	63,855
11/24	W	34-17	PHILADELPHIA	54,047
11/28	W	35-17	ST. LOUIS	54,125
12/8	L	24-50	@ Cincinnati	56,936
12/15	W	28-21	N.Y. GIANTS	62,310
12/22	L	16-31	@ San Francisco	60,114

## 1985 DIVISIONAL PLAYOFF

1/4/86 L 0-20 @ L.A. Rams 66,351

TEAM STATISTICS	DALLAS	OPP
FIRST DOWNS	336	312
Rushing	95	98
Passing	208	193
Penalty	33	21
Third Down-Made/Att.	96/227	87/228
Third Down Efficiency	42.3	38.2
Fourth Down-Made/Att.	5/9	7/17
TOTAL NET YARDS	5,602	5,608
Avg. Per Game	350.1	350.5
Total Plays	1,093	1,076
Avg. Per Play	5.1	5.2
NET YARDS RUSHING	1,741	1,853
Avg. Per Game	108.8	115.8
Total Rushes	462	465
Avg. Per Rush	3.8	4.0
NET YARDS PASSING	3,861	3,755
Sacked/Yards Lost	44/375	62/459
Gross Yards	4,236	4,214
Attempts/Completions	587/344	549/279
Pct. of Completions	58.6	50.8
Had Intercepted	25	33
PUNTS/AVERAGE	83/41.4	78/41.3
Net Punting Average	35.3	36.7
PUNT RET./AVG.	40/5.9	44/6.5
KICKOFF RET./AVG.	62/19.5	68/19.3
INT./AVG. RET.	33/8.0	25/12.8
PENALTIES/YARDS	100/759	108/990
FUMBLES/BALL LOST	29/16	24/15
TOUCHDOWNS	43	40
Rushing	11	18
Passing	27	20
Returns	5	2
EXTRA POINTS/ATTEMPTS	42/43	37/40
FIELD GOALS/ATTEMPTS	19/28	18/27
AVG TIME OF POSSESSION	30:34	29:26

RUSHING	ATT	YDS	AVG	LG	TD
Dorsett	305	1,307	4.3	60†	7
Newsome	88	252	2.9	15	2
Hogeboom	8	46	6.0	15	1
D. White	22	44	2.0	21	1
Williams	13	40	3.1	9	0
Lavette	13	34	2.6	10	0
Fowler	7	25	3.6	6	0
J. Jones	1	0	0.0	0	0
Banks	1	-1	-1.0	-1	0
Pelluer	3	-2	-0.7	1	0
Hill	1	-6	-6.0	-6	0
COWBOYS	462	1,741	3.8	60†	11
Opponents	465	1,853	4.0	74†	18

RECEIVING	ATT	YDS	AVG	LG	TD
Hill	74	1,113	15.0	53†	7
Cosbie	64	793	12.4	42	6
Renfro	60	955	15.9	58†	8
Dorsett	46	449	9.8	56†	3
Newsome	46	361	7.9	24	1
J. Jones	24	179	7.5	35	0
Powe	15	237	16.9	34	0
Cornwell	6	77	12.8	32	1
Fowler	5	24	4.8	10	0
Gonzalez	3	28	9.3	13	0
D. White	1	12	12.0	12†	1
Lavette	1	8	8.0	8	0
COWBOYS	344	4,236	12.3	58†	27
Opponents	279	4,214	15.1	70†	20

INTERCEPTIONS	NO	YDS	AVG	LG	TD
Walls	9	31	3.4	19	0
Thurman	5	21	4.2	21†	1
Fellow	4	52	13.0	29	0
Bates	4	15	3.8	8	0
Clinkscale	3	16	5.3	11	0
Downs	3	11	3.7	11	0
Scott	2	26	13.0	26†	1
Jeffcoat	1	65	65.0	65†	1
Lockhart	1	19	19.0	19†	1
Hegman	1	7	7.0	7	0
COWBOYS	33	263	8.0	65†	4
Opponents	25	319	12.8	47	2

PUNTING	NO	YDS	AVG	TB	IN20	LG	BL	NET
Saxon	82	3,396	41.9	10	20	57	1	35.6
D. White	1	43	43.0	1	0	43	0	36.0
COWBOYS	83	3,439	41.4	11	20	57	1	35.3
Opp.	78	3,218	41.3	6	23	60	1	36.7

PUNT RETURNS	NO	FC	YDS	AVG	LG	TD
Bates	22	6	152	6.9	21	0
Gonzalez	15	5	58	3.9	13	0
Banks	3	3	27	9.0	28	0
COWBOYS	40	14	237	5.9	28	0
Opponents	44	10	286	6.5	19	0

KICKOFF RETURNS	NO	YDS	AVG	LG	TD
Lavette	34	682	20.1	34	0
Duckett	9	173	19.2	25	0
J. Jones	9	161	17.9	26	0
Williams	6	129	21.5	30	0
Fowler	3	48	16.0	20	0
Powe	1	17	17.0	17	0
COWBOYS	62	1,210	19.5	34	0
Opponents	68	1,310	19.3	43	0

SCORE BY	QUARTERS	1	2	3	4	OT	T
COWBOYS		55	122	78	102	0	357
Opponents		66	73	98	96	0	333

FIELD GOALS	11-19	20-29	30-39	40-49	50+
Septien	1-1	5-5	8-11	4-9	1-2
COWBOYS	1-1	5-5	8-11	4-9	1-2
Opponents	0-0	3-4	10-11	5-11	0-1

Septien: (53,39,43), (42M,44M), (39,49M,33), (47M,33M,36M,35,36M), (22,29,31), (47M, 38,39), (1), (28), (18), (40,50M,36), (1), (1), (21), (1), (29,48,41)

Opponents: (1), (34,46,48M), (1), (33,37M), (23,37,47), (48,49M,34), (39,33,36), (38,46M,27M), (45M), (49M), (44,46,22), (26), (38, 53M), (49M), (1), (39)

SCORING	TDR	TDP	TDR	FG	PAT	\$	TP
Septien	0	0	19/28	42/43	0	99	
Dorsett	7	3	0	0/0	0/0	60	
Renfro	0	8	0	0/0	0/0	48	
Hill	0	7	0	0/0	0/0	42	
Cosbie	0	6	0	0/0	0/0	36	
Newsome	2	1	0	0/0	0/0	18	
D. White	1	1	0	0/0	0/0	12	
Cornwell	0	1	0	0/0	0/0	6	
Hogeboom	1	0	0	0/0	0/0	6	
Jeffcoat	0	0	1a	0/0	0/0	6	
Lockhart	0	0	1b	0/0	0/0	6	
Penn	0	0	1c	0/0	0/0	6	
Scott	0	0	1d	0/0	0/0	6	
Thurman	0	0	1e	0/0	0/0	6	
COWBOYS	11	27	5	19/28	42/43	0	357
Opponents	8	20	2†	18/27	37/40	1	333

a 65 interception return vs. N.Y. Giants (12/15)

b 19 interception return vs. Pittsburgh (10/13)

c 46 blocked punt return vs. Cincinnati (12/8)

d 26 interception return vs. Washington (9/9)

e 21 interception return vs. Washington (9/9)

\* Dent 1 interception return vs. Chicago (11/17)  
Richardson 36 interception return vs. Chicago (11/17)

+ Browner safety vs. Cincinnati (12/8)

## USUAL STARTERS

WR Tony Hill	LE Ed Jones
LT Chris Schultz(8)	LT John Dutton
Phil Pozderac(7)	RT Randy White
LG Glen Tensior	RE Jim Jeffcoat
C Tom Rafferty	LLB Mike Hegman
RG Kurt Peterson	MLB Eugene Lockhart
RT Jim Cooper	RLB Jeff Rohrer
TE Doug Cosbie	LCB Everson Walls
WR Mike Renfro	RCB Ron Fellers(11)
QB Danny White	Victor Scott(3)
RB Tom Dorsett	SS Dexter Clinkscale
FB Timmy Newsome	FS Michael Downs

PASSING	ATT	COMP	YDS	PCT	ATT	AVG	TD	PCT	PCT	LG	SKS/YDS	RATING
D. White	450	267	3,157	59.3	7,02	21	4.7	17	3.8	56†	30/257	80.6
Hogeboom	126	70	978	55.6	7.76	5	4.0	7	5.6	58†	14/118	70.8
Pelluer	8	5	47	62.5	5.88	0	0.0	0	0.0	28	0/0	78.7
Hill	1	1	42	100.0	42.00	0	0.0	0	0.0	42	0/0	118.8
J. Jones	2	1	12	50.0	6.00	1	50.0	1	50.0	12†	0/0	68.8
COWBOYS	587	344	4,236	58.6	7.22	27	4.6	25	4.3	58†	44/375	78.6
Opponents	549	279	4,214	50.8	7.68	20	3.6	33	6.0	70†	62/459	63.5



# 1986 ★ DALLAS COWBOYS STATISTICS ★ 1986

RECORD: 7-9  
THIRD PLACE, NFC EAST  
HEAD COACH: TOM LANDRY

Date	W/L	Score	Opponent	Att.
9/8	W	31-28	N.Y. GIANTS	59,804
9/14	W	31-7	@ Detroit	73,812
9/21	L	35-37	ATLANTA	62,880
9/29	W	31-7	@ St. Louis	49,077
10/5	L	14-29	@ Denver	76,082
10/12	W	30-6	WASHINGTON	63,264
10/19	W	17-14	@ Philadelphia	68,572
10/26	W	37-6	ST. LOUIS	60,756
11/2	L	14-17	@ N.Y. Giants	74,871
11/9	L	13-17	L.A. RAIDERS	61,706
11/16	W	24-21	@ San Diego	55,622
11/23	L	14-41	@ Washington	55,622
11/27	L	14-31	SEATTLE	58,043
12/7	L	10-29	@ L.A. Rams	64,949
12/14	L	21-23	PHILADELPHIA	46,117
12/21	L	10-24	CHICAGO	57,256

TEAM STATISTICS	DALLAS	OPP
FIRST DOWNS	325	286
Rushing	98	118
Passing	199	148
Penalty	28	20
Third Down-Made/Att.	80/213	89/226
Third Down Efficiency	37.6	39.4
Fourth Down-Made/Att.	6/14	4/7
TOTAL NET YARDS	5,474	4,985
Avg. Per Game	342.2	311.6
Total Plays	1,054	1,017
Avg. Per Play	5.2	4.9
NET YARDS RUSHING	1,969	2,200
Avg. Per Game	123.1	137.5
Total Rushes	447	500
Avg. Per Rush	4.4	4.4
NET YARDS PASSING	3,505	2,785
Sacked/Yards Lost	60/498	53/364
Gross Yards	4,003	3,149
Attempts/Completions	547/319	464/226
Pct. of Completions	58.3	48.7
Had Intercepted	24	17
PUNTS/AVERAGE	87/40.2	87/41.6
Net Punting Average	34.5	36.6
PUNT RET./AVG.	46/5.5	41/7.3
KICKOFF RET./AVG.	59/20.5	66/20.6
INT./AVG. RET.	17/10.8	24/13.8
PENALTIES/YARDS	111/931	90/817
FUMBLES/BALL LOST	44/17	29/18
TOUCHDOWNS	43	41
Rushing	21	17
Passing	21	21
Returns	1	3
EXTRA POINTS/ATTEMPTS	43/43	39/41
FIELD GOALS/ATTEMPTS	15/21	16/30
AVG TIME OF POSSESSION	3:14	2:46

RUSHING	ATT	YDS	AVG	LG	TD
Dorsett	184	748	4.1	33	5
Walker	151	737	4.9	84	12
Pelluer	41	255	6.2	21	1
Newsome	34	110	3.2	13	2
Collier	6	53	8.8	21	0
Clack	4	19	4.8	8	0
D. White	8	16	2.0	10	1
Sherrard	2	11	5.5	8	0
Cosbie	1	9	9.0	9	0
Lavette	10	6	0.6	5	0
Fowler	6	5	0.8	2	0
COWBOYS	447	1,969	4.4	84	21
Opponents	500	2,200	4.4	50	17

RECEIVING	NO	YDS	AVG	LG	TD
Walker	76	837	11.0	84	2
Hill	49	770	15.7	63	3
Newsome	48	421	8.8	30	3
Sherrard	41	744	18.2	68	5
Cosbie	28	312	11.1	22	1
Dorsett	25	267	10.7	36	1
Renfro	22	325	14.8	30	3
Banks	17	202	11.9	23	0
Chandler	6	57	9.5	15	2
Lavette	5	31	6.2	9	1
Fellowes	1	19	19.0	19	0
Clack	1	18	18.0	18	0
COWBOYS	319	4,003	12.6	84	21
Opponents	232	3,149	13.6	71	21

INTERCEPTIONS	NO	YDS	AVG	LG	TD
Downs	6	54	9.0	31	0
Fellowes	5	46	9.2	34	1
Walls	3	46	15.3	24	0
Scott	1	31	31.0	31	0
Lockhart	1	5	5.0	5	0
Holloway	1	1	1.0	1	0
COWBOYS	17	182	10.8	34	1
Opponents	24	331	13.8	56	2

PUNTING	NO	YDS	AVG	TB/IN20	LG	BL	NET
Saxon	87	3,498	40.2	10	28	58	1
COWBOYS	87	3,498	40.2	10	28	58	1
Opp.	87	3,620	41.6	9	17	62	1

PUNT RETURNS	NO	FC	YDS	AVG	LG	TD
Banks	27	14	160	5.9	20	0
Lavette	18	3	52	5.1	23	0
Holloway	1	0	0	0.0	0	0
COWBOYS	46	17	252	5.5	28	0
Opponents	41	14	301	7.3	26	0

KICKOFF RETURNS	NO	YDS	AVG	LG	TD
Lavette	36	699	19.4	37	0
Clack	19	421	22.2	51	0
Newsome	2	32	16.0	18	0
Banks	1	56	56.0	56	0
Tuinei	1	0	0.0	0	0
COWBOYS	59	1,208	20.5	56	0
Opponents	66	1,358	20.6	38	0

SCORE BY QUARTERS	1	2	3	4	OT	T
COWBOYS	61	105	62	118	0	346
Opponents	44	136	74	83	0	337

FIELD GOALS	11-19	20-29	30-39	40-49	50+
Septien	0-0	4-5	6-7	4-7	1-2
COWBOYS	0-0	4-5	6-7	4-7	1-2
Opponents	1-1	4-5	5-8	5-7	1-9

Septien: (35), (27), (1), (32-42M), (1), (21,37,36), (38), (44,43,47), (33M, 42M, 63M), (20,44M, 20), (33,28M), (1), (48), (1), (50)  
Opponents: (36M), (1), (47,33,56M, 52B, 18), (42B), (1), (50M, 51M, 37M), (50M, 31M), (35,36), (25,51M), (45), (44M, 55M), (50M, 25, 41), (42, 26M), (37, 27), (26, 50, 40), (31)

SCORING	TDR	TD	TDR1	FG	PAT	S	P
Septien	0	0	15/21	43/43	0	88	0
Walker	12	2	0	0/0	0/0	0	84
Dorsett	5	1	0	0/0	0/0	0	36
Newsome	2	3	0	0/0	0/0	0	30
Sherrard	0	5	0	0/0	0/0	0	30
Hill	0	3	0	0/0	0/0	0	18
Renfro	0	3	0	0/0	0/0	0	18
Chandler	0	2	0	0/0	0/0	0	12
Cosbie	0	1	0	0/0	0/0	0	6
Fellowes	0	0	1a	0/0	0/0	0	6
Lavette	0	1	0	0/0	0/0	0	6
Pelluer	1	0	0	0/0	0/0	0	6
D. White	1	0	0	0/0	0/0	0	6
COWBOYS	21	21	1	15/21	43/43	0	346
Opponents	17	21	3*	16/30	39/41	2+	337

a 22 interception return vs. St. Louis (9/29)  
\* Pitts 22 fumble return vs. Atlanta (9/21)  
Butler 33 interception return vs. Atlanta (9/21)  
Irvin 50 interception return vs. L.A. Rams (12/7)  
+ R. Jones safety vs. Denver (10/5)  
Jeter safety vs. L.A. Rams (12/7)

### USUAL STARTERS

WR Tony Hill	LE Ed Jones
LT Mark Tuinei(11)	LT John Dutton
Phil Podzera(3)	RT Randy White
LG Glen Tilensor	RE Jim Jeffcoat
C Tom Rafferty	LLB Mike Hegman
RG Crawford Ker	MLB Eugene Lockhart
RT Jim Cooper(9)	RLB Jeff Rohrer
Phil Podzera(7)	LCB Everson Walls
TE Doug Cosbie	RCB Ron Fellows
WR Mike Renfro(6)	SS Bill Bates
Gordon Banks(5)	FS Michael Downs
Mike Sherrard(4)	
QB Steve Pelluer(9)	
Danny White(6)	
RB Tony Dorsett(12)	
Herschel Walker(4)	
FB Timmy Newsome(12)	
Herschel Walker(4)	

PASSING	ATT	COMP	YDS	PCT	AVG	PCT	INT	PCT	INT	LG	SKS/YDS	RATING
Pelluer	378	215	2,727	56.9	7.21	8	2.1	17	4.5	84	47/362	67.9
D. White	153	95	1,157	62.1	7.56	12	7.8	5	3.3	63	10/98	97.9
Collier	15	8	96	53.3	6.40	1	6.7	2	13.3	27	3/38	55.8
Renfro	1	1	23	100.0	23.00	0	0.0	0	0.0	23	0/0	118.8
COWBOYS	547	319	4,003	58.3	7.32	21	3.8	24	4.4	84	60/498	75.7
Opponents	464	226	3,149	48.7	6.79	21	4.5	17	3.7	71	53/364	70.8













# 1990 ★ DALLAS COWBOYS STATISTICS ★ 1990

RECORD: 7-9  
FOURTH PLACE, NFC EAST  
HEAD COACH: JIMMY JOHNSON

Date	W/L	Score	Opponent	Att.
9/9	W	17-14	SAN DIEGO	48,063
9/16	L	7-28	N.Y. GIANTS	61,990
9/23	L	15-19	@ Washington	53,904
9/30	L	17-31	@ N.Y. Giants	75,923
10/7	W	14-10	TAMPA BAY	60,076
10/14	L	3-20	@ Phoenix	45,235
10/21	W	17-13	@ Tampa Bay	68,315
10/28	L	20-21	PHILADELPHIA	62,605
11/4	L	9-24	@ N.Y. Jets	68,086
11/11	L	6-24	SAN FRANCISCO	62,966
11/18	W	24-21	@ L.A. Rams	58,589
11/22	W	27-17	WASHINGTON	60,355
12/2	W	17-13	NEW ORLEANS	60,087
12/9			- Bye -	
12/16	W	41-10	PHOENIX	60,190
12/23	L	3-17	@ Philadelphia	63,895
12/30	L	7-26	@ Atlanta	50,097

TEAM STATISTICS

	DALLAS	OPP
FIRST DOWNS	250	280
Rushing	88	109
Passing	135	153
Penalty	27	18
Third Down-Made/Att.	67/198	85/208
Third Down Efficiency	33.8	40.9
Fourth Down-Made/Att.	5/10	8/16
TOTAL NET YARDS	4,081	4,615
Avg. Per Game	255.1	288.4
Total Plays	911	988
Avg. Per Play	4.5	4.7
NET YARDS RUSHING	1,500	1,976
Avg. Per Game	93.8	123.5
Total Rushes	393	482
Avg. Per Rush	3.8	4.1
NET YARDS PASSING	2,581	2,639
Sacked/Yards Lost	43/317	36/292
Gross Yards	2,898	2,931
Attempts/Completions	475/254	470/271
Pct. of Completions	53.5	57.7
Had Intercepted	24	11
PUNTS/AVERAGE	79/43.2	70/40.9
Net Punting Average	35.6	36.2
PUNT RET./AVG.	39/6.4	43/10.2
KICKOFF RET./AVG.	54/20.4	55/20.7
INT./AVG. RET.	11/11.5	24/14.7
PENALTIES/YARDS	98/729	104/911
FUMBLES/BALL LOST	27/9	32/19
TOUCHDOWNS	27	36
Rushing	13	18
Passing	12	12
Returns	2	6
EXTRA POINTS/ATTEMPTS	26/27	36/36
FIELD GOALS/ATTEMPTS	18/25	18/26
AVG TIME OF POSSESSION	28:44	31:16

RUSHING	ATT	YDS	AVG	LG	TD
E. Smith	241	937	3.9	48†	11
Agee	53	213	4.0	28	0
Aikman	40	172	4.3	20	1
Highsmith	19	48	2.5	7	0
Dixon	11	43	3.9	18	0
Johnston	10	35	3.5	8	1
Wright	3	26	8.7	14	0
Saxon	1	20	20.0	20	0
Laufenberg	2	6	3.0	5	0
T. Smith	6	6	1.0	3	0
Bates	1	4	4.0	4	0
Walsh	1	0	0.0	0	0
Martin	4	-2	-0.5	3	0
McKinnon	1	-8	-8.0	-8	0
COWBOYS	393	1,500	3.8	48†	13
Opponents	482	1,976	4.1	67	18

RECEIVING	NO	YDS	AVG	LG	TD
Martin	64	732	11.4	45	0
Novacek	59	657	11.1*	41	4
Agee	30	272	9.1	30	1
E. Smith	24	228	9.5	57	0
Irvin	20	413	20.7	61†	5
McKinnon	14	172	12.3	28†	1
Johnston	14	148	10.6	26	1
Awalt	13	133	10.2	25	0
Wright	11	104	9.5	20	0
Highsmith	3	13	4.3	7	0
Dixon	2	26	13.0	21	0
COWBOYS	254	2,898	11.4	61†	12
Opponents	271	2,931	10.8	58†	12

INTERCEPTIONS	NO	YDS	AVG	LG	TD
Holt	3	72	24.0	64†	1
Washington	3	24	8.0	13	0
Bates	1	4	4.0	4	0
Garnt	1	26	26.0	26	0
Hendrix	1	0	0.0	0	0
Horton	1	0	0.0	0	0
Williams	1	0	0.0	0	0
COWBOYS	11	126	11.5	64†	1
Opponents	24	353	14.7	61†	4

PUNTING	NO	YDS	AVG	TBIN20	LG	BL	NET
Saxon	79	3,413	43.2	8	20	62	0 35.6
COWBOYS	79	3,413	43.2	8	20	62	0 35.6
Opp.	70	2,866	40.9	4	15	62	2 36.2

PUNT RETURNS	NO	FC	YDS	AVG	LG	TD
Shepard	20	1	121	6.1	13	0
Harris	12	6	63	5.3	12	0
Martin	5	3	46	9.2	17	0
McKinnon	2	1	20	10.0	20	0
COWBOYS	39	11	250	6.4	20	0
Opponents	43	8	438	10.2	98†	1

KICKOFF RETURNS	NO	YDS	AVG	LG	TD
Dixon	36	736	20.4	47	0
Wright	12	276	23.0	90†	1
Shepard	4	75	18.8	22	0
Stepnoski	1	15	15.0	15	0
Harris	1	0	0.0	0	0
COWBOYS	54	1,102	20.4	90†	1
Opponents	55	1,136	20.7	76†	1

SCORE BY QUARTERS	1	2	3	4	OT	T
COWBOYS	50	46	40	108	0	244
Opponents	55	102	52	100	0	308

FIELD GOALS	11-19	20-29	30-39	40-49	50+
Willis	0-0	4-4	7-9	7-8	0-4
COWBOYS	0-0	4-4	7-9	7-8	0-4
Opponents	0-0	9-9	5-8	2-6	2-3

Willis: (31), (1), (33,51M,56M,41), (22), (1), (37), (43M, 24), (43,43,51M), (37,35,32), (23,37), (53M, 23), (49,41), (47), (1), (46), (34M,33M)

Opponents: (31M), (1), (37,23,24,55), (47M,34), (33), (28,28), (37M,23,32), (1), (24), (39M,42, 43M), (1), (52M,25), (43,50), (38), (47M, 29), (44M,23)

SCORING	TDR	TDP	TDR1	FG	PAT	S	TP
Willis	0	0	0	18/25	26/26	0	80
E. Smith	11	0	0	0/0	0/0	0	66
Irvin	0	5	0	0/0	0/0	0	30
Novacek	0	4	0	0/0	0/0	0	24
Johnston	1	1	0	0/0	0/0	0	12
Agee	0	1	0	0/0	0/0	0	6
Aikman	1	0	0	0/0	0/0	0	6
Holt	0	0	1a	0/0	0/0	0	6
McKinnon	0	1	0	0/0	0/0	0	6
Wright	0	0	1b	0/0	0/0	0	6
COWBOYS	13	12	2	18/25	26/27	1†	244
Opponents	18	12	6*	18/26	36/36	18	308

a 64 interception return vs. Tampa Bay (10/21)  
 b 90 kickoff return vs. N.Y. Giants (9/16)  
 # Mojsiejek stepped out of end zone vs. Washington (9/23)  
 \* Taylor 11 interception return vs. N.Y. Giants (9/16)  
 Green 18 interception return vs. Washington (9/23)  
 Mathis 98 punt return vs. N.Y. Jets (11/4)  
 Allen 35 interception return vs. Philadelphia (12/23)  
 Jones 76 kickoff return vs. Atlanta (12/30)  
 Sanders 61 interception return vs. Atlanta (12/30)  
 & Green tackled E. Smith in end zone vs. Atlanta (12/30)

USUAL STARTERS

WR Michael Irvin(7)	LE Daniel Stubbs
Dennis McKinnon(7)	LT Dean Hamel(11)
LT Mark Tuinei(13)	Jimmie Jones(5)
Kevin Gogan(3)	RT Danny Noonan
LG Crawford Ker	RE Jim Jeffcoat(13)
C Mark Stepnoski	Tony Tolbert(3)
RG John Gesek(11)	LLB Jack Del Rio
Tommy Staton(4)	MLB Eugene Lockhart
RT Nate Newton	RLB Ken Norton
TE Jay Novacek	LCB Isaac Holt
WR Kelvin Martin	RCB Manny Hendrix(10)
QB Troy Aikman	Robert Williams(6)
RB Emmitt Smith	SS Vince Albright(8)
FB Tommie Agee(11)	James Washington(8)
Alonzo Highsmith(5)	FS Ray Horton

PASSING	ATT	COMP	YDS	PCT	AVG	ATT	TD	PCT	PCT	LG	SKS/YDS	RATING
Aikman	399	226	2,579	56.6	6.46	11	2.8	18	4.5	61†	39/288	66.6
Laufenberg	67	24	279	35.8	4.16	1	1.5	6	9.0	27†	4/29	16.9
Walsh	9	4	40	44.4	4.44	0	0.0	0	0.0	20	0/0	57.6
COWBOYS	475	254	2,898	53.5	6.10	12	2.5	24	5.1	61†	43/317	59.4
Opponents	470	271	2,931	57.7	6.24	12	2.6	11	2.3	58†	26/292	74.9





## 1991 ★ DALLAS COWBOYS STATISTICS ★ 1991

RECORD: 11-5  
 SECOND PLACE, NFC EAST  
 HEAD COACH: JIMMY JOHNSON

Date	W/L	Score	Opponent	Att.
9/1	W	26-14	@ Cleveland	78,860
9/9	L	31-33	WASHINGTON	63,025
9/15	L	0-24	PHILADELPHIA	62,656
9/22	W	17-9	@ Phoenix	68,814
9/29	W	21-16	N.Y. GIANTS	64,010
10/6	W	20-17	@ Green Bay	53,695
10/13	W	35-23	CINCINNATI	63,275
10/20			- Bye -	
10/27	L	10-34	@ Detroit	74,906
11/3	W	27-7	PHOENIX	61,190
11/10	L	23-26	@ Houston (OT)	63,001
11/17	L	9-22	@ N.Y. Giants	76,410
11/24	W	24-21	@ Washington	55,561
11/28	W	20-10	PITTSBURGH	62,253
12/8	W	23-14	NEW ORLEANS	64,530
12/15	W	25-13	@ Philadelphia	65,854
12/22	W	31-27	ATLANTA	60,962

1991 FIRST ROUND PLAYOFFS  
 12/29 W 17-13 @ Chicago 62,594

1991 DIVISIONAL PLAYOFFS  
 1/5/92 L 6-38 @ Detroit 78,290

TEAM STATISTICS	DALLAS	OPP
FIRST DOWNS	304	299
Rushing	89	103
Passing	191	193
Penalty	24	16
Third Down-Made/Att	74/196	76/194
Third Down Efficiency	37.8	39.2
Fourth Down-Made/Att	6/14	7/17
TOTAL NET YARDS	5,101	5,066
Avg. Per Game	318.8	316.6
Total Plays	971	963
Avg. Per Play	5.3	5.3
NET YARDS RUSHING	1,711	1,571
Avg. Per Game	106.9	98.2
Total Rushes	433	400
Avg. Per Rush	4.0	3.9
NET YARDS PASSING	3,390	3,495
Sacked/Yards Lost	38/273	23/151
Gross Yards	3,663	3,646
Attempts/Completions	500/305	540/320
Pct. of Completions	61.0	59.3
Had Intercepted	12	12
PUNTS/AVERAGE	57/42.6	61/38.8
Net Punting Average	36.8	32.4
PUNT RET./AVG.	29/10.7	28/8.3
KICKOFF RET./AVG.	52/21.7	69/16.9
INT./AVG. RET.	12/13.9	12/20.3
PENALTIES/YARDS	74/610	97/801
FUMBLES/BALL LOST	23/12	23/11
TOUCHDOWNS	37	32
Rushing	15	11
Passing	16	17
Returns	6	4
EXTRA POINTS/ATTEMPTS	37/37	31/32
FIELD GOALS/ATTEMPTS	27/39	29/39
AVG TIME OF POSSESSION	30:06	29:54

RUSHING	ATT	YDS	AVG	LG	TD
E. Smith	365	1,563	4.3	75t	12
Blake	15	80	5.3	30t	1
Johnston	17	54	3.2	10	0
Agee	9	20	2.2	8	1
Aikman	16	5	0.3	9	1
Richards	2	4	2.0	3	0
Wright	2	-1	-0.5	3	0
Beuerlein	7	-14	-2.0	-1	0
COWBOYS	433	1,711	4.0	75t	15
Opponents	400	1,571	3.9	75t	11

RECEIVING	ATT	YDS	AVG	LG	TD
Irvin	93	1,523	16.4	66t	8
Novacek	59	664	11.3	49	4
E. Smith	49	258	5.3	14	1
Johnston	28	244	8.7	22	1
Harper	20	326	16.3	39	1
Martin	16	243	15.2	27	0
Roberts	16	136	8.5	21	1
Wright	10	170	17.0	53	0
Agee	7	43	6.1	9	0
Awalt	5	57	11.4	20	0
Blake	1	5	5.0	5	0
Aikman	1	-6	-6.0	-6	0
COWBOYS	305	3,663	12.0	66t	16
Opponents	320	3,646	11.4	67t	17

INTERCEPTIONS	NO	YDS	AVG	LG	TD
Holt	4	2	0.5	2	0
Brown	2	31	15.5	20	0
Washington	2	9	4.5	9	0
Edwards	1	36	36.0	36t	1
Garit	1	0	0.0	0	0
Horton	1	65	65.0	65t	1
Williams	1	24	24.0	24	0
COWBOYS	12	167	13.9	65t	2
Opponents	12	244	20.3	96t	2

PUNTING	NO	YDS	AVG	TB/20	LG	BL	NET
Saxon	57	2,426	42.6	5	16	64	0 36.8
COWBOYS	57	2,426	42.6	5	16	64	0 36.8
Opp.	61	2,364	38.8	4	14	77	3 32.4

PUNT RETURNS	NO	FC	YDS	AVG	LG	TD
Martin	21	8	244	11.6	85t	1
Shepard	6	3	57	9.5	14	0
Horton	1	0	8	8.0	8	0
Brownlow	1	0	0	0.0	0	0
Wright	0	1	0	0.0	0	0
COWBOYS	29	12	309	10.7	85t	1
Opponents	28	10	231	8.3	34	0

KICKOFF RETURNS	NO	YDS	AVG	LG	TD
Wright	21	514	24.5	102t	1
Dixon	18	398	22.1	39	0
Gant	6	114	19.0	26	0
Shepard	3	54	18.0	21	0
Martin	3	47	15.7	25	0
Horton	1	0	0.0	0	0
COWBOYS	52	1,127	21.7	102t	1
Opponents	69	1,169	16.9	82t	1

SCORE BY	QUARTERS	1	2	3	4	OT	T
COWBOYS		91	105	35	111	0	342
Opponents		61	89	66	91	0	310

FIELD GOALS	11-19	20-29	30-39	40-49	50+
Willis	2-2	6-6	9-11	6-13	4-7
COWBOYS	2-2	6-6	9-11	6-13	4-7
Opponents	1-1	11-11	5-5	9-14	3-8

Willis: (38.25,22.54),(51),(1),(48M,52M,45M,41),(1),(40M,23.39),(1),(47B,35),(36,27),(35,37,45),(22,31,18),(51B,32M,42),(45M,18,47B,38M,43),(50,41,40),(50,55M,32,37),(20,45M)  
 Opponents: (45M),(53,52,45,46),(42,55M),(49M,32,32,29),(43,52M,29,25),(42),(45,24,26),(44,32),(1),(52,19,22,41M,23),(27,37,22),(42,32),(1),(42,51M),(54M),(37,51M,47),(49M,25,29,49M)

SCORING	TDR	TDP	TDRi	FG	PAT	S	TP
Willis	0	0	0	27/39	37/37	0	118
E. Smith	12	1	0	0/0	0/0	0	78
Irvin	0	8	0	0/0	0/0	0	48
Novacek	0	4	0	0/0	0/0	0	24
Horton	0	0	2a	0/0	0/0	0	12
Agee	1	0	0	0/0	0/0	0	6
Aikman	1	0	0	0/0	0/0	0	6
Blake	1	0	0	0/0	0/0	0	6
Edwards	0	0	1b	0/0	0/0	0	6
Harper	0	1	0	0/0	0/0	0	6
Johnston	0	1	0	0/0	0/0	0	6
Martin	0	0	1c	0/0	0/0	0	6
Roberts	0	1	0	0/0	0/0	0	6
R. Williams	0	0	1d	0/0	0/0	0	6
Wright	0	0	1e	0/0	0/0	0	6
Hendrix	0	0	0	0/0	1#	2	2
COWBOYS	15	16	6	27/39	37/37	1	342
Opponents	11	17	4*	29/39	31/32	0	310

a 20 fumble return vs. N.Y. Giants (9/29)  
 b 55 interception return vs. Green Bay (10/6)  
 c 85 punt return vs. Philadelphia (12/15)  
 d 18 blocked punt return vs. Houston (11/10)  
 e 102 kickoff return vs. Atlanta (12/22)  
 # tackled Booty in end zone vs. Philadelphia (12/25)  
 \* Wilson 82 kickoff return vs. Green Bay (10/6)  
 White 55 blocked FG return vs. Detroit (10/27)  
 Crockett 96 interception return vs. Detroit (10/27)  
 Mayhew 31 interception return vs. Washington (11/24)

## USUAL STARTERS

WR Alvin Harper(5)	LE Tony Tolbert
Alfredo Roberts(5)	LT Tony Casillas
Alexander Wright(5)	RT Russell Maryland(7)
LT Mark Tuinei(12)	Jimmie Jones(6)
Alan Vengrad(3)	Danny Noonan(3)
LG Kevin Gogan	RE Jim Jeffcoat
C Mark Stepnoski	LLB Ken Norton
RG John Gesek	MLB Jack Del Rio
RT Nate Newton	RLB Vinson Smith
TE Jay Novacek(12)	LCB Isaac Holt
Alfredo Roberts(4)	RCB Larry Brown(13)
WR Michael Irvin	Manny Hendrix(3)
QB Troy Aikman(12)	SS James Washington
Steve Beuerlein(4)	FS Ray Horton
RB Emmitt Smith	
FB Daryl Johnston	

PASSING	ATT	COMP	YDS	PCT	ATT	TD	TD	INT	PCT	INT	LG	SKS/YDS	RATING
Aikman	363	237	2,754	65.3	7.59	11	3.0	1.0	2.8	61	32/224	86.7	
Beuerlein	137	68	909	49.6	6.64	5	3.6	2	1.5	66t	6/49	77.2	
COWBOYS	500	305	3,663	61.0	7.33	16	3.2	12	2.4	66t	38/273	84.1	
Opponents	540	320	3,646	59.3	6.75	17	3.1	12	2.2	67t	23/151	80.8	



# 1992 ★ DALLAS COWBOYS STATISTICS ★ 1992

RECORD: 13-3  
FIRST PLACE, NFC EAST  
HEAD COACH: JIMMY JOHNSON

Date	W/L	Score	Opponent	Att.
9/7	W	23-10	WASHINGTON	63,538
9/13	W	34-28	@ N.Y. Giants	76,430
9/20	W	31-20	PHOENIX	62,575
9/27			- Bye -	
10/5	L	7-31	@ Philadelphia	66,572
10/11	W	27-0	SEATTLE	62,311
10/18	W	17-10	KANSAS CITY	64,115
10/25	W	28-13	@ L.A. Raiders	91,505
11/1	W	20-10	PHILADELPHIA	65,012
11/8	W	37-3	@ Detroit	74,816
11/15	L	23-27	L.A. RAMS	63,690
11/22	W	16-10	@ Phoenix	72,439
11/26	W	30-3	N.Y. GIANTS	62,416
12/6	W	31-27	@ Denver	74,946
12/13	L	17-20	@ Washington	56,437
12/21	W	41-17	@ Atlanta	67,036
12/27	W	27-14	CHICAGO	63,101

1992 DIVISIONAL PLAYOFFS

1/10/93W	34-10	PHILADELPHIA	63,721
----------	-------	--------------	--------

1992 NFC CHAMPIONSHIP GAME

1/17/93W	30-20	@ San Francisco	64,920
----------	-------	-----------------	--------

SUPER BOWL XXVII

(Pasadena)

1/31/93W	52-17	Buffalo	98,374
----------	-------	---------	--------

TEAM STATISTICS

	DALLAS	OPP
FIRST DOWNS	324	241
Rushing	119	68
Passing	183	147
Penalty	22	26
Third Down-Made/Att	87/208	50/184
Fourth Down Efficiency	41.8	27.2
Third Down-Made/Att	8/12	7/15
TOTAL NET YARDS	5,606	3,933
Avg. Per Game	350.4	245.8
Total Plays	1,014	873
Avg. Per Play	5.5	4.5
NET YARDS RUSHING	2,121	1,244
Avg. Per Game	132.6	77.8
Total Rushes	500	345
Avg. Per Rush	4.2	3.6
NET YARDS PASSING	3,485	2,689
Sacked/Yards Lost	23/112	44/347
Gross Yards	3,597	3,036
Attempts/Completions	491/314	484/263
Pct. of Completions	64.0	54.3
Had Intercepted	15	17
PUNTS/AVERAGE	61/43.0	87/42.1
Net Punting Average	33.5	35.1
PUNT RET./AVG.	44/12.5	34/11.7
KICKOFF RET./AVG.	37/18.9	60/20.3
INT./AVG. RET.	17/9.3	15/20.0
PENALTIES/YARDS	91/650	94/727
FUMBLES/BALL LOST	16/9	25/14
TOUCHDOWNS	48	29
Rushing	20	11
Passing	23	16
Returns	5	2
EXTRA POINTS/ATTEMPTS	47/48	27/29
FIELD GOALS/ATTEMPTS	24/35	14/17
AVG TIME OF POSSESSION	33:57	26:03

RUSHING	ATT	YDS	AVG	LG	TD
E. Smith	373	1,713	4.6	68	18
Richards	49	176	3.6	15	1
Aikman	37	105	2.8	19	1
Johnston	17	61	3.6	14	0
Agee	16	54	3.4	10	0
Harper	1	15	15.0	15	0
Martin	2	13	6.5	8	0
Beuerlein	4	-7	-1.8	-1	0
Irvin	1	-9	-9.0	-9	0
COWBOYS	500	2,121	4.2	68	20
Opponents	345	1,244	3.6	28	11

RECEIVING	NO	YDS	AVG	LG	TD
Irvin	78	1,396	17.9	87	7
Novacek	68	630	9.3	34	6
E. Smith	59	335	5.7	26	1
Harper	35	562	16.1	52	4
Martin	32	359	11.2	27	3
Johnston	32	249	7.8	18	2
Roberts	3	36	12.0	18	0
Agee	3	18	6.0	8	0
Richards	3	8	2.7	6	0
Gesek	1	4	4.0	4	0
COWBOYS	314	3,597	11.5	87	23
Opponents	263	3,036	11.5	81	16

INTERCEPTIONS	NO	YDS	AVG	LG	TD
Washington	3	31	10.3	16	0
Gant	3	19	6.3	11	0
Everett	2	28	14.0	17	0
Horton	2	15	7.5	15	1
Holt	2	11	5.5	8	0
K. Smith	2	10	5.0	7	0
Brown	1	30	30.0	30	0
Myles	1	13	13.0	13	0
Harper	1	1	1.0	1	0
COWBOYS	17	158	9.3	30	1
Opponents	15	300	20.0	59	0

PUNTING	NO	YDS	AVG	TB	IN20	LG	BL	NET
Saxon	61	2,620	43.0	9	19	58	0	33.5
COWBOYS	61	2,620	43.0	9	19	58	0	33.5
Opp.	87	3,660	42.1	3	17	73	2	35.1

PUNT RETURNS	NO	FC	YDS	AVG	LG	TD
Martin	42	18	532	12.7	79	2
K. Smith	1	0	17	17.0	17	0
Horton	1	0	1	1.0	1	0
COWBOYS	44	18	550	12.5	79	2
Opponents	34	6	397	11.7	65	0

KICKOFF RETURNS	NO	YDS	AVG	LG	TD
Martin	24	503	21.0	59	0
Wright	8	117	14.6	21	0
Holmes	3	70	23.3	28	0
L. Smith	1	9	9.0	9	0
Edwards	1	0	0.0	0	0
COWBOYS	37	699	18.9	59	0
Opponents	60	1,217	20.3	42	0

SCORE BY QUARTERS	1	2	3	4	OT	T
COWBOYS	108	116	134	51	0	409
Opponents	54	53	51	85	0	243

FIELD GOALS	11-9	20-29	30-39	40-49	50+
Elliot	0-0	6-7	10-14	5-10	3-4

COWBOYS	0-0	6-7	10-14	5-10	3-4
Opponents	1-1	4-4	4-5	5-7	0-0

Elliot	(32M)	(39.35)	(338.29)	(48M)	(31.51)	(42M)	(51M)	(39)	(48M)	(42M)	(38M)	(35.48)	(25.42)	(30)	(37.42)	(36)	(28)	(45.33)	(53.32M)	(23)	(47.22)	(46M)	(28M)	(21.34)	
Opponents	(49)	(1)	(22.42)	(40)	(40M)	(32)	(1)	(18)	(36)	(33.44)	(20)	(35M)	(42.44M)	(1)	(32.22)	(27)	(1)								

SCORING	TDR	TOP	TDR1	FG	PAT	S	TIP
Elliot	0	0	0	24/35	47/48	0	119
E. Smith	18	1	0	0/0	0/0	0	114
Irvin	0	7	0	0/0	0/0	0	42
Novacek	0	6	0	0/0	0/0	0	36
Martin	0	3	2a	0/0	0/0	0	30
Harper	0	4	0	0/0	0/0	0	24
Johnston	0	2	0	0/0	0/0	0	12
Aikman	1	0	0	0/0	0/0	0	6
Horton	0	0	1b	0/0	0/0	0	6
Maryland	0	0	1c	0/0	0/0	0	6
Richards	1	0	0	0/0	0/0	0	6
R. Williams	0	0	1d	0/0	0/0	0	6
Holt	0	0	0	0/0	0/0	1#	2
COWBOYS	20	23	5	24/35	47/48	1	409
Opponents	11	16	2*	14/17	27/29	0	243

- a 79 punt return vs. Washington (9/7)
- 74 punt return vs. L.A. Rams (11/15)
- b 15 interception return vs. Seattle (10/11)
- c 26 fumble return vs. Chicago (12/27)
- d 3 block punt return vs. N.Y. Giants (9/13)
- # Blocked punt out of end zone vs. Washington (9/7)
- \* Copeland fumble recovery in end zone vs. Washington (12/13)
- Zorich 42 fumble return vs. Chicago (12/27)

USUAL STARTERS

WR Alvin Harper	LE Tony Tolbert
LT Mark Tuinei	LT Tony Casillas
LG Nate Newton	RT Russell Maryland
C Mark Stepnoski	RE Charles Haley(13)
RG John Gesek	Jim Jeffcoat(3)
RT Erik Williams	LLB Vinson Smith(13)
TE Jay Novacek	Kenneth Gant(3)
WR Michael Irvin	MLB Robert Jones(13)
QB Troy Aikman	Ken Norton(3)
RB Emmitt Smith	RLB Ken Norton
FB Darryl Johnston	LCB Isaac Holt(11)
	Kevin Smith(5)
	RCB Larry Brown
	SS Thomas Everett(9)
	James Washington(5)
	FS James Washington(9)
	Ray Horton(7)

PASSING	ATT	COMP	YDS	PCT	AVG	T	PCT	PCT	LG	SKS/YDS	RATING	
Aikman	473	302	3,445	63.8	7.3	28	4.9	14	3.0	87	23/112	89.5
Beuerlein	18	12	152	66.7	8.44	2	0.0	1	5.6	27	0/0	69.7
COWBOYS	491	314	3,597	64.0	7.33	23	4.7	15	3.1	87	23/112	88.8
Opponents	484	263	3,036	54.3	6.27	16	3.3	17	3.5	67	44/347	69.9



## 1993 ★ DALLAS COWBOYS STATISTICS ★ 1993

RECORD: 12-4.  
FIRST PLACE, NFC EAST  
HEAD COACH: JIMMY JOHNSON

Date	W/L	Score	Opponent	Att.
9/6	L	16-35	@ Washington	56,345
9/12	L	10-13	BUFFALO	63,226
9/19	W	17-10	@ Phoenix	73,025
9/26			- Bye -	
10/3	W	36-14	GREEN BAY	63,568
10/10	W	27-3	@ Indianapolis	60,453
10/17	W	26-17	SAN FRANCISCO	65,099
10/24			- Bye -	
10/31	W	23-10	@ Philadelphia	61,912
11/7	W	31-9	N.Y. GIANTS	64,735
11/14	W	20-15	PHOENIX	64,224
11/21	L	14-27	@ Atlanta	67,337
11/25	L	14-16	MIAMI	60,198
12/6	W	23-17	PHILADELPHIA	64,521
12/12	W	37-20	@ Minnesota	63,321
12/18	W	28-7	@ New York Jets	73,233
12/26	W	38-3	WASHINGTON	64,497
1/2/94	W	16-13	@ N.Y. Giants (OT)	77,356

## DIVISIONAL PLAYOFF

1/16/94 W 27-17 GREEN BAY 64,790

## NFC CHAMPIONSHIP GAME

1/23/94 W 38-21 SAN FRANCISCO 64,902

## SUPER BOWL XXVIII

(Atlanta)

1/30/94 W 30-13 Buffalo 72,817

## TEAM STATISTICS

	DALLAS	OPP
FIRST DOWNS	322	297
Rushing	120	94
Passing	172	176
Penalty	30	27
Third Down-Made/Att.	83/198	87/219
Third Down Efficiency	41.9	39.7
Fourth Down-Made/Att.	7/12	6/17
TOTAL NET YARDS	5,615	4,767
Avg. Per Game	350.9	297.9
Total Plays	994	1,012
Avg. Per Play	5.6	4.7
NET YARDS RUSHING	2,161	1,651
Avg. Per Game	135.1	103.2
Total Rushes	490	423
Avg. Per Rush	4.4	3.9
NET YARDS PASSING	3,454	3,116
Avg. Per Game	215.9	194.8
Sacks/Yards Lost	29/163	34/231
Gross Yards	3,617	3,347
Attempts/Completions	475/317	555/334
Pct. of Completions	66.7	60.2
Had Intercepted	6	14
POINTS/AVERAGE	56/41.8	78/41.3
Net Punting Average	37.7	34.8
PUNT RET./AVG.	37/10.3	32/5.3
KICKOFF RET./AVG.	36/21.1	66/18.6
INT./AVG. RET.	14/12.2	6/7.8
PENALTIES/YARDS	94/744	87/653
FUMBLEBALL LOST	33/16	22/14
TOUCHDOWNS	41	23
Rushing	20	7
Passing	18	14
Returns	3	2
EXTRA POINTS/ATTEMPTS	40/41	23/23
FIELD GOALS/ATTEMPTS	30/37	22/27
AVG TIME OF POSSESSION	30:56	29:04

	ATT	COMP	YDS	PCT	ATT	PCT	INT	PCT	LG	SKS/YDS	RATING	
PASSING												
Aikman	392	271	3,100	69.1	7.91	15	3.8	6	1.5	801	26/153	99.0
Kosar	63	36	410	57.1	6.51	3	4.8	0	0.0	86	2/4	92.7
J. Garrett	19	9	61	47.4	3.21	0	0.0	0	0.0	16	1/6	54.9
Harper	1	1	46	100.0	46.00	0	0.0	0	0.0	46	0/0	118.8
COWBOYS	475	317	3,617	66.7	7.61	18	3.8	6	1.3	86	29/163	96.8
Opponents	555	334	3,347	60.2	6.03	14	2.5	14	2.5	701	34/231	75.3

RUSHING	ATT	YDS	AVG	LG	TD
E. Smith	283	1,486	5.3	621	9
Lassic	75	269	3.6	15	3
Coleman	34	132	3.9	16	2
Aikman	32	125	3.9	20	0
Johnston	24	74	3.1	11	3
Gainer	9	29	3.2	8	0
K. Williams	7	26	3.7	12	2
Agee	6	13	2.2	6	0
Kosar	9	7	0.8	4	0
Irvin	2	6	3.0	9	0
Novacek	1	2	2.0	21	1
J. Garret	8	-8	-1.0	0	0
COWBOYS	490	2,161	4.4	621	20
Opponents	423	1,651	3.9	771	7

RECEIVING	ATT	YDS	AVG	LG	TD
Irvin	88	1,330	15.1	611	7
E. Smith	57	414	7.3	86	1
Johnston	50	372	7.4	20	1
Novacek	44	445	10.1	30	1
Harper	36	777	21.6	801	5
K. Williams	20	151	7.6	33	2
Lassic	9	37	4.1	9	0
Gainer	6	37	6.3	8	0
Coleman	4	24	6.0	10	0
T. Williams	1	25	25.0	25	0
Price	1	4	4.0	4	0
Galbraith	1	1	1.0	11	1
COWBOYS	317	3,617	11.4	86	18
Opponents	334	3,347	10.0	701	14

INTERCEPTIONS	NO	YDS	AVG	LG	TD
K. Smith	6	56	9.3	321	1
Bates	2	25	12.5	22	0
Everett	2	25	12.5	17	0
Washington	1	38	38.0	24	0
Norton	1	25	25.0	25	0
Marion	1	2	2.0	2	0
Gant	1	0	0.0	0	0
COWBOYS	14	171	12.2	321	1
Opponents	6	47	7.8	26	0

PUNTING	NO	YDS	AVG	TB	IN20	LG	BL	NET
Jett	56	2,342	41.8	3	22	59	0	37.7
COWBOYS	56	2,342	41.8	3	22	59	0	37.7
Opp.	78	3,219	41.3	6	21	60	0	34.8

PUNT RETURNS	NO	FC	YDS	AVG	LG	TD
K. Williams	36	14	381	10.6	641	2
Washington	1	0	0	0.0	0	0
COWBOYS	37	14	381	10.3	641	2
Opponents	32	12	169	5.3	20	0

KICKOFF RETURNS	NO	YDS	AVG	LG	TD
K. Williams	31	689	22.2	49	0
K. Smith	1	33	33.0	33	0
Gant	1	18	18.0	18	0
R. Jones	1	12	12.0	12	0
Hennings	1	7	7.0	7	0
Novacek	1	-1	-1.0	-1	0
Vanderbeek	0	0	0.0	0	0
COWBOYS	36	758	21.1	49	0
Opponents	66	1,225	18.6	951	1

SCORE BY	QUARTERS	1	2	3	4	OT	T
COWBOYS		76	124	86	87	3	376
Opponents		43	46	79	61	0	229

FIELD GOALS	11-19	20-29	30-39	40-49	50+
Murray	4-4	4-4	9-12	8-8	3-5
Elliott	0-0	1-1	0-1	1-2	0-0
COWBOYS	4-4	5-5	9-13	9-10	3-5
Opponents	3-3	11-11	5-6	3-7	0-0

Murray: (1)(1), (23,50M), (33,19,19,50,48), (30,32), (48,39,29,35M,18), (35,23,40), (34,54M), (44,43), (-), (32M), (23,19,47), (51,52,46), (1), (39M,38), (32,38,41).

Elliott: (22), (49M,43,30M)  
Opponents: (32M), (48,35), (20), (42M), (27), (25), (33), (21,45,29), (19,47), (26,24), (44M, 20,31,41,18,19), (25,44M), (19,21), (1), (32), (29,31).

SCORING	TDR	TDP	TDR1	FG	PAT	S	TP
Murray	0	0	0	28/33	38/38	0	122
E. Smith	9	1	0	0/0	0/0	0	60
Irvin	0	7	0	0/0	0/0	0	42
K. Williams	2	2	2a	0/0	0/0	0	36
Harper	0	5	0	0/0	0/0	0	30
Johnston	3	1	0	0/0	0/0	0	24
Lassic	3	0	0	0/0	0/0	0	18
Coleman	0	2	0	0/0	0/0	0	12
Novacek	1	1	0	0/0	0/0	0	12
Elliott	0	0	0	2/4	2/3	0	8
Galbraith	0	1	0	0/0	0/0	0	6
K. Smith	0	0	1b	0/0	0/0	0	6
COWBOYS	20	18	3	30/37	40/14	0	376
Opponents	7	14	2*	22/27	23/23	1*	229

a 64 yd. punt return, vs. Miami (11/25)

b 62 yd. punt return, vs. Washington (11/26)

c 32 yd. interception return, @ N.Y. Jets (12/18)

\* 95 yd. kickoff ret., R Brooks, vs. G Bay (10/3)

47 yd. fum. ret. E. Davis, vs. S.F. (10/17)

# Kosar intentional grounding in endzone vs.

Phoenix (11/14)

## USUAL STARTERS

WR Alvin Harper	LE Tony Tolbert
LT Mark Tuinei	RT Tony Casillas
LG Nate Newton	LT Russell Maryland(12)
C Mark Stepnoski(13)	RE Leon Lett(4)
Frank Cornish(3)	RE Charles Haley(11)
RG Kevin Gogan	RE Jim Jeffcoat(3)
TE Erik Williams	MLB Dixon Edwards
RT Jay Novacek	MLB Ken Norton(13)
WR Michael Irvin	Robert Jones(3)
QB Troy Aikman	RLB Darrin Smith(12)
RB Emmitt Smith(13)	Ken Norton(3)
Derrick Lassic(3)	LCB Kevin Smith
FB Daryl Johnston	RCB Larry Brown
	SS Darren Woodson
	FS Thomas Everett



# 1996 ★ DALLAS COWBOYS STATISTICS ★ 1996

RECORD: 10-6  
FIRST PLACE, NFC EAST  
HEAD COACH: BARRY SWITZER

Date	W/L	Score	Opponent	Att.
9/2	L	6-22	@ Chicago	63,076
9/8	W	27-0	N.Y. GIANTS	63,069
9/15	L	24-25	INDIANAPOLIS	63,021
9/22	L	7-10	@ Buffalo	78,098
9/30	W	23-19	@ Philadelphia	67,201
10/6			- Bye -	
10/13	W	17-3	ARIZONA	64,096
10/20	W	32-28	ATLANTA	64,091
10/27	W	29-10	@ Miami	75,283
11/3	L	21-31	PHILADELPHIA	64,952
11/10	W	20-17	@ San Fran. (OT)	68,919
11/18	W	21-6	GREEN BAY	65,032
11/24	L	6-20	@ N.Y. Giants	77,081
11/28	W	21-10	WASHINGTON	64,955
12/8	W	10-6	@ Arizona	70,763
12/15	W	12-6	NEW ENGLAND	65,578
12/22	L	10-37	@ Washington	56,454

**1996 NFC WILD CARD GAME**

12/28 W 40-15 MINNESOTA 64,682

**1996 DIVISIONAL PLAYOFF**

1/5/97 L 17-26 @ Carolina 72,808

TEAM STATISTICS	DALLAS	OPP
FIRST DOWNS	286	260
Rushing	105	89
Passing	163	144
Penalty	18	27
Third Down-Made/Att	89/213	73/212
Third Down Efficiency	41.8	34.4
Fourth Down-Made/Att	4/8	12/20
TOTAL NET YARDS	4,763	4,382
Avg. Per Game	297.7	273.9
Total Plays	981	958
Avg. Per Play	4.9	4.6
NET YARDS RUSHING	1,641	1,576
Avg. Per Game	102.6	98.5
Total Rushes	475	437
Avg. Per Rush	3.5	3.6
NET YARDS PASSING	3,122	2,806
Avg. Per Game	195.1	175.4
Sacked/Yards Lost	19/127	37/219
Gross Yards	3,249	3,025
Attempts/Completions	487/307	484/271
Pct. of Completions	63.0	56.0
Had Intercepted	14	19
PUNTS/AVERAGE	74/42.6	75/46.1
Net Punting Average	36.8	39.5
PUNT RET./AVG.	44/9.0	32/7.8
KICKOFF RET./AVG.	53/25.3	70/20.4
INT./AVG. RET.	19/8.8	14/17.9
PENALTIES/YARDS	103/832	94/717
FUMBLES/BALL LOST	24/15	26/14
TOUCHDOWNS	27	24
Rushing	14	10
Passing	12	10
Returns	1	4
EXTRA POINT/ATTEMPTS	26/27	20/24
Kicking Made-Attempts	24/25	20/20
Passing Made-Attempts	2/2	0/3
Rushing Made-Attempts	0/0	0/1
FIELD GOALS/ATTEMPTS	32/36	28/32
AVG TIME OF POSS.	30:53	29:07

PASSING	ATT	COMP	YDS	PCT	AVG	PCT	PCT	LG	SKS/YDS	RATING
Aikman	465	296	3,126	63.7	6.72	12	2.6	13	2.8	61 18/120 80.1
Wilson	18	8	79	44.4	4.39	0	0.0	1	5.6	20 1/7 34.3
Garrett	3	3	44	100.0	14.67	0	0.0	0	0.0	32 0/0 118.8
Sh. Williams	1	0	0	0.0	0.00	0	0.0	0	0.0	0/0 39.6
COWBOYS	487	307	3,249	63.0	6.67	12	2.5	14	2.9	61 19/127 78.6
Opponents	484	271	3,025	56.0	6.25	10	2.1	19	3.9	52 37/219 65.3

RUSHING	ATT	YDS	AVG	LG	TD
E. Smith	327	1,204	3.7	42	12
Sh. Williams	69	269	3.9	27	0
Walker	10	83	8.3	39t	1
Johnston	22	48	2.2	7	0
Aikman	35	42	1.2	10	1
K. Williams	4	11	2.8	9	0
Wilson	4	5	1.3	8	0
Sanders	3	2	0.7	3	0
Jett	1	-23	-23.0	-23	0
COWBOYS	475	1,641	3.5	42	14
Opponents	437	1,576	3.6	37	10

RECEIVING	NO	YDS	AVG	LG	TD
Irvin	64	962	15.0	61	2
Bjornson	48	388	8.1	25	3
E. Smith	47	249	5.3	21	3
Johnston	43	278	6.5	23	1
Sanders	36	475	13.2	41	1
K. Williams	27	323	12.0	31	1
Martin	25	380	15.2	60t	1
Walker	7	89	12.7	24	0
Sh. Williams	5	41	8.2	13	0
Armstrong	2	10	5.0	6	0
St. Williams	1	32	32.0	32	0
Mitchell	1	17	17.0	17	0
Ware	1	5	5.0	5	0
COWBOYS	307	3,249	10.6	61	12
Opponents	271	3,025	11.2	52	10

INTERCEPTIONS	NO	YDS	AVG	LG	TD
K. Smith	5	45	9.0	24	0
Woodson	5	43	8.6	21	0
Teague	4	47	11.8	22	0
Harper	2	30	15.0	15	0
Sanders	2	3	1.5	2	0
Strickland	1	0	0.0	0	0
COWBOYS	19	168	8.8	24	0
Opponents	14	250	17.9	104t	1

PUNTING	NO	YDS	AVG	TB	IN20	LG	BL	NET
Jett	74	3,150	42.6	9	22	60	0	36.8
COWBOYS	74	3,150	42.6	9	22	60	0	36.8
Opp.	75	3,459	46.1	5	23	67	0	39.5

PUNT RETURNS	NO	FC	YDS	AVG	LG	TD
Martin	41	10	373	9.1	22	0
K. Williams	2	0	17	8.5	9	0
Sanders	1	1	4	4.0	4	0
COWBOYS	44	11	394	9.0	22	0
Opponents	32	23	249	7.8	52	0

KICKOFF RETURNS	NO	YDS	AVG	LG	TD
Walker	27	779	28.9	89	0
K. Williams	21	471	22.4	39	0
Marion	3	68	22.7	37	0
C. Williams	2	21	10.5	21	0
COWBOYS	53	1,339	25.3	89	0
Opponents	70	1,431	20.4	50	0

SCORE BY QUARTERS	1	2	3	4	OT	T
COWBOYS	60	85	57	81	3	286
Opponents	52	80	51	67	0	250

FIELD GOALS	11-19	20-29	30-39	40-49	50+
Boniol	1-1	13-13	12-13	5-7	1-2
COWBOYS	1-1	13-13	12-13	5-7	1-2
Opponents	1-1	10-11	8-10	7-8	2-2

Boniol: (28,43M,28),(23,29),(52,40M,57M), (36B),(46,30,21),(23),(49),(33,29,24),(19,37),(26,29),(45,37,42,45,35,39,28),(31,37),(1),(31),(23,36,35,29),(34)  
Opponents: (31,35M,42,34),(1),(23,25,52,43),(32),(46,29B),(49),(23,54,32,28,37),(26),(30),(28),(32M),(45,46),(40B,21),(33,28),(21,30),(46,29,18)

SCORING	TDR	TDP	TDR1	2P	FG	PA	S	TP
Boniol	0	0	0	0	32/36	24	5	120
E. Smith	12	3	0	0	0/0	0/0	0	90
Bjornson	0	3	0	1	0/0	0/0	0	20
Irvin	0	2	0	1	0/0	0/0	0	14
Sanders	0	1	1a	0	0/0	0/0	0	12
Aikman	1	0	0	0	0/0	0/0	0	6
Johnston	0	1	0	0	0/0	0/0	0	6
Martin	1	0	0	0	0/0	0/0	0	6
Walker	1	0	0	0	0/0	0/0	0	6
K. Williams	0	1	0	0	0/0	0/0	0	6
COWBOYS	14	12	1	0	32/36	24/25	0	286
Opponents	10	10	4	0	28/32	20/20	1	250

2-Pt Conversions: Cowboys 2-2 Opponents 0-4

a 22 yard fumble return vs. Indianapolis (9/15)

\* Cox fumble recovery in end zone @ Chicago (9/2)  
Hall 32 yard interception return @ Philadelphia (9/30)

Vincent 90 yard interception return vs. Philadelphia (11/3)

Wooten 54 fumble return @ N.Y. Giants (11/24)

+ Jett runs out of end zone for safety @ Philadelphia (9/30)

**USUAL STARTERS**

WR Kevin Williams(9)	LE Tony Tolbert
Deion Sanders(3)	LT Chad Hennings
LT Mark Tuinei	RT Leon Lett
LG Nate Newton	RE Shante Carver(7)
C Ray Donaldson	Charles Haley(5)
RG Larry Allen	Hurvin McCormack(3)
RT Erik Williams	LLB Broderick Thomas(8)
TE Eric Bjornson(10)	Randal Godfrey(6)
Tyji Armstrong(5)	MLB Fred Strickland
WR Michael Irvin(11)	RLB Darrin Smith
Deion Sanders(5)	LCB Kevin Smith
QB Troy Aikman	RCB Deion Sanders
RB Emmitt Smith	SS Darren Woodson
FB Daryl Johnston	FS Brock Marion(10)
	George Teague(6)





## 1997 ★ DALLAS COWBOYS STATISTICS ★ 1997

RECORD: 6-10  
FOURTH PLACE, NFC EAST  
HEAD COACH: BARRY SWITZER

Date	W/L	Score	Opponent	Aff.
8/31	W 37-7	@ Pittsburgh	63,396	
9/7	L 22-25	@ Arizona (OT)	71,578	
9/15	W 21-20	PHILADELPHIA	63,942	
9/21		- Bye -		
9/28	W 27-3	CHICAGO	64,082	
10/5	L 17-20	@ N.Y. Giants	77,137	
10/13	L 16-21	@ Washington	76,159	
10/19	W 26-22	JACKSONVILLE	64,464	
10/26	L 12-13	@ Philadelphia	67,106	
11/2	L 10-17	@ San Francisco	68,657	
11/9	W 24-6	ARIZONA	64,302	
11/16	W 17-14	WASHINGTON	64,559	
11/23	L 17-45	@ Green Bay	60,111	
11/27	L 14-27	TENNESSEE	63,421	
12/8	L 13-23	CAROLINA	63,251	
12/14	L 24-31	@ Cincinnati	60,043	
12/21	L 7-20	N.Y. GIANTS	63,746	

TEAM STATISTICS	DALLAS	OPP
FIRST DOWNS	279	281
Rushing	82	104
Passing	170	139
Penalty	27	38
Third Down-Made/Att	83/229	89/233
Third Down Efficiency	36.2	38.2
Fourth Down-Made/Att	6/13	5/11
TOTAL NET YARDS	4,778	4,516
Avg. Per Game	298.6	282.3
Total Plays	1,015	1,022
Avg. Per Play	4.7	4.4
NET YARDS RUSHING	1,637	1,994
Avg. Per Game	102.3	124.6
Total Rushes	423	511
Avg. Per Rush	3.9	3.9
NET YARDS PASSING	3,141	2,522
Avg. Per Game	196.3	157.6
Sacked/Yards Lost	39/313	38/195
Gross Yards	3,454	2,717
Attempts/Completions	553/314	473/253
Pct. of Completions	56.8	53.5
Had Intercepted	12	7
PUNTS/AVERAGE	86/41.8	95/43.6
Net Punting Average	35.4	36.1
PUNT RET./AVG.	46/11.1	40/9.1
KICKOFF RET./AVG.	63/24.1	65/18.0
INT./AVG. RET.	7/18.6	12/17.6
PENALTIES/YARDS	116/1,058	99/757
FUMBLE/BALL LOST	23/11	27/12
TOUCHDOWNS	29	36
Rushing	6	12
Passing	19	20
Returns	4	4
EXTRA POINT/ATTEMPTS	26/29	36/36
Kicking Made-Attempts	24/24	34/34
Passing Made-Attempts	2/5	2/2
Rushing Made-Attempts	0/0	0/0
FIELD GOALS/ATTEMPTS	34/38	20/27
AVG TIME OF POSS.	29:53	30:07

RUSHING	ATT	YDS	AVG	LG	TD
E. Smith	261	1,074	4.1	44	4
Sh. Williams	121	468	3.9	18	2
Aikman	25	79	3.2	13	0
Walker	6	20	3.3	11	0
Miller	1	6	6.0	6	0
Johnston	2	3	1.5	3	0
Wilson	6	-2	-0.3	3	0
Sanders	1	-11	-11.0	-11	0
COWBOYS	423	1,637	3.9	44	6
Opponents	511	1,994	3.9	31	12

RECEIVING	ATT	YDS	AVG	LG	TD
Irvin	75	1,180	15.7	55	9
Bjornson	47	442	9.4	32	0
Miller	46	645	14.0	54	4
E. Smith	40	234	5.9	24	0
St. Williams	30	308	10.3	20	1
Sh. Williams	21	159	7.6	18	0
Johnston	18	166	9.2	21	1
LaFleur	18	122	6.8	17	2
Walker	14	149	10.6	64	2
B. Davis	3	33	11.0	12	0
Galbraith	2	16	8.0	11	0
COWBOYS	314	3,454	11.0	64	19
Opponents	253	2,717	10.7	61	20

INTERCEPTIONS	NO	YDS	AVG	LG	TD
Sanders	2	81	40.5	50	1
Stoutmire	2	8	4.0	8	0
K. Smith	1	21	21.0	21	0
Woodson	1	14	14.0	14	0
Coakley	1	6	6.0	6	0
COWBOYS	7	130	18.6	50	1
Opponents	12	211	17.6	61	1

PUNTING	NO	YDS	AVG	TB/IN20	LG	BL	NET
Gowin	86	3,592	41.8	9	26	72	0 35.4
COWBOYS	86	3,592	41.8	9	26	72	0 35.4
Opp.	95	4,142	43.6	10	27	66	0 36.0

PUNT RETURNS	NO	FC	YDS	AVG	LG	TD
Sanders	33	12	407	12.3	83	1
Mathis	11	2	91	8.3	45	0
St. Williams	2	0	14	7.0	14	0
Pittman	1	0	0	0.0	0	0
COWBOYS	47	14	512	10.9	83	1
Opponents	40	19	365	9.1	37	0

KICKOFF RETURNS	NO	YDS	AVG	LG	TD
Walker	50	1,167	23.3	49	0
Marion	10	311	31.1	49	0
Galbraith	2	24	12.0	11	0
Sanders	1	18	18.0	18	0
COWBOYS	63	1,520	24.1	49	0
Opponents	65	1,172	18.0	34	0

SCORE BY QUARTERS	1	2	3	4	OT	T
COWBOYS	41	95	86	82	0	304
Opponents	64	71	86	90	3	314

FIELD GOALS	11-19	20-29	30-39	40-49	50+
Cunningham	1-1	16-16	9-9	7-10	1-1
Gowin	0-0	0-0	0-0	0-0	0-1
COWBOYS	1-1	16-16	9-9	7-10	1-2
Opponents	2-2	8-8	4-6	6-9	0-2

Cunningham: (52,24.28),(24,47.37,34,28,40.6), (46,48.25,23.22),(33,23),(38,40.0), (31,27),(19),(37,21),(26,24,35,43), (21),(23),(34,40),(29),(1),(43, 32),(23),(44M)

Gowin: (1,0,0,0,0,0),(63M),(1,0,0,0,0,0,0,0,0,0) Opponents: (1),(20),(49,45M,44),(21),(27,22,0,1), (1,52M,47M,29,37),(28),(46M,42, 39,51M),(1),(34M,32),(29,19),(34, 40,18),(42),(28,42,38M)

SCORING	TDR	TDR	TDR	2PT	FG	PAT	S	TP
Cunningham	0	0	0	0	34/37	24/24	0	126
Irvin	0	0	0	0	0/0	0/0	0	54
E. Smith	4	0	1	0	0/0	0/0	0	26
Miller	0	4	0	0	0/0	0/0	0	24
LaFleur	0	2	0	0	0/0	0/0	0	12
Sanders	0	0	2a	0	0/0	0/0	0	12
Walker	0	2	0	0	0/0	0/0	0	12
Sh. Williams	2	0	0	0	0/0	0/0	0	12
Coakley	0	0	1b	0	0/0	0/0	0	6
Hennings	0	0	1c	0	0/0	0/0	0	6
Johnston	0	1	0	0	0/0	0/0	0	6
St. Williams	0	1	0	0	0/0	0/0	0	6
Bjornson	0	0	1	0	0/0	0/0	0	2
Gowin	0	0	0	0	0/1	0/0	0	0
COWBOYS	6	19	4	2	34/38	24/24	0	304
Opponents	12	20	4*	2	20/27	34/34	0	314

2-Pt Conversions: Cowboys 2-5; Opponents 2-2

- a 83 yard punt return vs. Chicago (9/28)  
50 yard interception return @ Green Bay (11/23)  
b 16 yard fumble return @ Washington (10/13)  
c 4 yard fumble return @ Arizona (9/7)  
\* Thomas 37 yard fumble return vs. Philadelphia (9/15)  
Wooden 61 interception return @ N.Y. Giants (10/5)  
Sharper 34 yard fumble return @ Green Bay (11/23)  
Robertson 42 yard fumble return vs. Tennessee (11/27)

## USUAL STARTERS

WR Anthony Miller	LE Tony Tolbert
LT George Hegamin(7)	LT Tony Casillas
Mark Tune(6)	RT Chad Hennings(8)
Larry Allen(3)	Antonio Anderson(5)
LG Nate Newton	Leon Lett(3)
CG Clay Shriver	RE Shante Carver
RC Larry Allen(13)	LLB Randall Godfrey
John Flannery(3)	MLB Fred Strickland
RT Erik Williams	RLB Dexter Coakley
TE Eric Bjornson	LCB Kevin Smith
WR Michael Irvin	RCB Deion Sanders(13)
QB Troy Aikman	Kevin Mathis(3)
RB Emmitt Smith	SS Darren Woodson
FB Daryl Johnston(6)	FS Brock Marion
Herschel Walker(6)	
David LaFleur(3)	

	PAKING	ATT	COMP	YDS	PCT	AVG	TD	PCT	INT	PCT	INT	LG	SKS/YDS	RATING
Aikman	518	292	3,283	56.4	6.34	19	3.7	12	2.3	64	33/269	78.0		
Wilson	21	12	115	57.1	5.47	0	0.0	0	0.0	32	4/26	72.5		
Garrett	14	10	56	71.4	4.00	0	0.0	0	0.0	12	2/18	78.3		
COWBOYS	553	314	3,454	56.8	6.25	19	3.4	12	2.2	64	39/313	77.8		
Opponents	473	253	2,717	53.5	5.74	20	4.2	7	1.5	61	38/195	78.5		



# 1998 ★ DALLAS COWBOYS STATISTICS ★ 1998

RECORD: 10-6  
FIRST PLACE, NFC EAST  
HEAD COACH: CHAN GAILEY

Date	W/L	Score	Opponent	Att.
9/6	W	38-10	ARIZONA	63,602
9/13	L	23-42	@ Denver	75,013
9/21	W	31-7	@ N.Y. Giants	78,039
9/27	L	12-13	OAKLAND	63,544
10/4	W	31-10	@ Washington	72,284
10/11	W	27-20	CAROLINA	64,181
10/18	L	12-13	@ Chicago	59,201
10/25		- Bye -		
11/2	W	34-0	@ Philadelphia	67,002
11/8	W	16-6	N.Y. GIANTS	64,216
11/15	W	35-28	@ Arizona	69,923
11/22	W	30-22	SEATTLE	64,142
11/26	L	36-46	MINNESOTA	64,366
12/6	L	3-22	@ New Orleans	65,065
12/13	L	17-20	@ Kansas City	77,697
12/20	W	13-9	PHILADELPHIA	62,722
12/27	W	23-7	WASHINGTON	63,565

1998 NFC WILD CARD GAME  
1/2/99 L 7-20 ARIZONA 62,969

TEAM STATISTICS	DALLAS	OPP
FIRST DOWNS	308	276
Rushing	125	84
Passing	154	162
Penalty	29	30
Third Down-Made/Att.	76/206	71/210
Third Down Efficiency	36.9	33.8
Fourth Down-Made/Att.	8/12	5/20
TOTAL NET YARDS	5,450	5,164
Avg. Per Game	340.6	322.8
Total Plays	992	988
Avg. Per Play	5.5	5.2
NET YARDS RUSHING	2,014	1,619
Avg. Per Game	125.9	101.2
Total Rushes	499	401
Avg. Per Rush	4.0	4.0
NET YARDS PASSING	3,436	3,545
Avg. Per Game	214.8	221.6
Sacked/Yards Lost	19/110	34/222
Gross Yards	3,546	3,767
Attempts/Completions	474/279	553/290
Pct. of Completions	58.9	52.4
Had Intercepted	8	14
PUNTS/AVERAGE	78/42.8	85/42.4
Net Punting Average	36.6	35.0
PUNT RET./AVG.	39/12.6	34/6.2
KICKOFF RET./AVG.	51/23.4	69/18.5
INT./AVG. RET.	14/17.9	8/15.1
PENALTIES/YARDS	128/1,108	120/917
FUMBLES/BALL LOST	18/7	23/12
TOUCHDOWNS	42	32
Rushing	21	10
Passing	17	21
Returns	4	1
EXTRA POINT/ATTEMPTS	40/42	31/32
Kicking Made-Attempts	40/40	29/30
Passing Made-Attempts	0/2	1/1
Rushing Made-Attempts	0/0	1/1
FIELD GOALS/ATTEMPTS	29/35	16/19
AVG TIME OF POSS.	31:50	28:10

RUSHING	ATT	YDS	AVG	LG	TD
E. Smith	319	1,332	4.2	32	13
Warren	59	291	4.9	49	4
S. Williams	64	220	3.4	24	1
Aikman	22	69	3.1	23	2
Gowin	1	33	33.0	33	0
Johnston	8	17	2.1	6	0
B. Davis	4	15	3.8	8	0
Garrett	11	14	1.3	5	0
Ogden	1	12	12.0	12	0
Mills	3	9	3.0	5	0
Bjornson	1	7	7.0	7	1
Irvin	1	1	1.0	1	0
Quinn	5	-6	-1.2	-1	0
COWBOYS	499	2,014	4.0	49	21
Opponents	401	1,619	4.0	63	10

RECEIVING	NO	YDS	AVG	LG	TD
Irvin	74	1,057	14.3	51	1
B. Davis	39	691	17.7	80	3
Mills	28	479	17.1	43	4
E. Smith	27	175	6.5	24	2
LaFleur	20	176	8.8	24	2
Jeffers	18	330	18.3	67	2
Johnston	18	60	3.3	9	1
Bjornson	15	218	14.5	43	1
Warren	13	66	5.1	15	1
S. Williams	11	104	9.5	30	0
Ogden	8	63	7.9	12	0
Sanders	7	100	14.3	55	0
Clay	1	27	27.0	27	0
COWBOYS	279	3,546	12.7	80	17
Opponents	290	3,767	13.0	89	21

INTERCEPTIONS	NO	YDS	AVG	LG	TD
Sanders	5	153	30.6	71	1
K. Smith	2	31	15.5	22	0
Mathis	2	0	0.0	0	0
Wheaton	1	41	41.0	41	0
Coakley	1	18	18.0	18	0
Reese	1	6	6.0	6	0
Woodson	1	1	1.0	1	0
Godfrey	1	0	0.0	0	0
COWBOYS	14	250	17.9	71	1
Opponents	8	121	15.1	30	1

PUNTING NO	YDS	AVG	TB	IN20	LG	BL	NET
Gowin	77	3,342	43.4	14	31	65	1 36.6
COWBOYS	78	3,342	42.8	14	31	65	1 36.6
Opp.	85	3,604	42.4	7	22	65	0 35.0

### USUAL STARTERS

WR Billy Davis	LE Knika Pittman
LT Larry Allen	LT Leon Lett
LG Nate Newton	RT Chad Hennings
C Clay Shiver(9)	RE Greg Ellis
Michael Kiselek(7)	LLB Randall Godfrey
RG Flozell Adams(10)	MLB Fred Strickland
Everett McIver(6)	RLB Dexter Coakley
RT Erik Williams	LCB Kevin Smith(12)
TE David LaFleur	Kevin Mathis(4)
WR Michael Irvin	RCB Deion Sanders(11)
QB Troy Aikman(11)	Charlie Williams(3)
Jason Garrett(5)	SS Darren Woodson
RB Emmitt Smith	FS Omar Stoutmire(12)
FB Daryl Johnston	George Teague(4)

PUNT RETURNS	NO	FC	YDS	AVG	LG	TD
Sanders	24	8	375	15.6	69	2
Hughes	10	3	93	9.3	35	0
Warren	2	1	11	5.5	6	0
Mathis	2	1	3	1.5	5	0
K. Smith	1	0	11	11.0	11	0
COWBOYS	39	13	493	12.6	69	2
Opponents	34	13	210	6.2	18	0

KICKOFF RETURNS	NO	YDS	AVG	LG	TD
Mathis	25	621	24.8	42	0
Hughes	11	274	24.9	36	0
Warren	5	90	18.0	23	0
S. Williams	4	103	25.8	40	0
Ogden	3	65	21.7	28	0
Sanders	1	16	16.0	16	0
LaFleur	1	12	12.0	12	0
B. Davis	1	10	10.0	10	0
COWBOYS	51	1,191	23.4	42	0
Opponents	69	1,274	18.5	44	0

SCORE BY QUARTERS	1	2	3	4	OT	T
COWBOYS	72	124	80	105	-	381
Opponents	77	82	66	50	-	275

FIELD GOALS	11-19	20-29	30-39	40-49	50+
Cunningham	1-1	9-9	8-11	10-11	1-3
COWBOYS	1-1	9-9	8-11	10-11	1-3
Opponents	0-0	6-6	5-5	3-6	2-2

Cunningham: (25),(30,54,26),(40,38M), (40,37M),(42),(27,55M,38), (23,23),(33,25),(37,38M,40, 19),(1),(47,44,28),(30,46,47), (33),(32),(51M,42,41),(49M, 34,23,26)  
Opponents: (22),(1),(1),(30,48M,38),(31),(1), (22,29),(1),(32,23),(40B),(1),(45), (53,53),(24,43),(21,48M,41,39), (1)

SCORING	TDR	TD	TDR	ZPI	FG	PAT	S	TP
Cunningham	0	0	0	0	29/35	40/40	0	127
E. Smith	13	2	0	0	0/0	0/0	0	90
Warren	4	1	0	0	0/0	0/0	0	30
Mills	0	4	0	0	0/0	0/0	0	24
B. Davis	0	3	0	0	0/0	0/0	0	18
Sanders	0	0	3a	0	0/0	0/0	0	18
Aikman	2	0	0	0	0/0	0/0	0	12
Bjornson	1	1	0	0	0/0	0/0	0	12
Jeffers	0	2	0	0	0/0	0/0	0	12
LaFleur	0	2	0	0	0/0	0/0	0	12
Wheaton	0	0	1b	0	0/0	0/0	1+	8
Irvin	0	1	0	0	0/0	0/0	0	6
Johnston	0	1	0	0	0/0	0/0	0	6
S. Williams	1	0	0	0	0/0	0/0	0	6
COWBOYS	21	17	4	0	39/35	40/40	1	381
Opponents	10	21	1*	2	16/19	29/30	0	275

2-Pt Conversions: Cowboys 0-2; Opponents 2-2

a 59 yard punt return @ N.Y. Giants (9/21)  
71 yard interception return @ N.Y. Giants (9/21)

69 yard punt return @ Philadelphia (11/2)  
b 15 yard fumble return vs. Arizona (9/6)  
+ tackled Araguz in end zone vs. Oakland (9/27)

\* Adams 25 yard interception return vs. Seattle (11/22)

# Aikman intentional grounding in end zone @ New Orleans. (12/6)

PASSING	ATT	COMP	YDS	PCT	ATT	TD	TD	PCT	PCT	LG	SKS/YDS	RATING
Aikman	315	187	2,330	59.4	7.40	12	3.8	5	1.6	67	9/58	88.5
Garrett	158	91	1,206	57.6	7.63	5	3.2	3	1.9	80	10/52	84.5
Quinn	1	1	10	100.0	10.00	0	0.0	0	0.0	10	0/0	108.3
COWBOYS	474	279	3,546	58.9	7.48	17	3.6	8	1.7	80	19/110	87.2
Opponents	553	290	3,767	52.4	6.81	21	3.8	14	2.5	89	34/222	76.3





## 1999 ★ DALLAS COWBOYS STATISTICS ★ 1999

RECORD: 8-8  
SECOND PLACE, NFC EAST  
HEAD COACH: CHAN GAILEY

Date	W/L	Score	Opponent	Att.
9/12	W	41-35	@ Wash. (OT)	79,237
9/20	W	24-7	ATLANTA	63,663
9/26			- Bye -	
10/3	W	35-7	ARIZONA	64,169
10/10	L	10-13	@ Philadelphia	66,669
10/18	L	10-13	@ N.Y. Giants	78,204
10/24	W	38-20	WASHINGTON	64,377
10/31	L	24-34	@ Indianapolis	56,860
11/8	L	17-27	@ Minnesota	64,111
11/14	W	27-13	GREEN BAY	64,634
11/21	L	9-13	@ Arizona	72,015
11/25	W	20-0	MIAMI	64,328
12/5	L	6-13	@ New England	58,444
12/12	W	20-10	PHILADELPHIA	64,086
12/19	L	21-22	N.Y. JETS	64,271
12/24	L	24-31	@ New Orleans	47,835
1/2/00	W	26-18	N.Y. GIANTS	63,767

## 1999 NFC Wild Card Game

1/9/00	L	10-27	@ Minnesota	64,056
--------	---	-------	-------------	--------

TEAM STATISTICS	DALLAS	OPP
FIRST DOWNS	295	266
Rushing	129	81
Passing	139	154
Penalty	27	31
Third Down-Made/Att	77/219	71/221
Third Down Efficiency	35.2	32.1
Fourth Down-Made/Att	6/17	4/9
TOTAL NET YARDS	5,178	4,840
Avg. Per Game	323.6	302.5
Total Plays	1,024	997
Avg. Per Play	5.1	4.9
NET YARDS RUSHING	2,051	1,442
Avg. Per Game	128.2	90.1
Total Rushes	493	417
Avg. Per Rush	4.2	3.5
NET YARDS PASSING	3,127	3,398
Avg. Per Game	195.4	212.4
Sacked/Yards Lost	24/151	35/217
Gross Yards	3,278	3,615
Attempts/Completions	507/295	545/297
Pct. of Completions	58.2	54.5
Had Intercepted	13	24
PUNTS/AVERAGE	81/43.2	93/41.2
Net Punting Average	35.1	34.2
PUNT RET./AVG.	41/10.7	43/10.7
KICKOFF RET./AVG.	58/23.7	62/20.3
INT./AVG. RET.	24/18.4	13/7.7
PENALTIES/YARDS	136/1,196	107/862
FUMBLES/BALL LOST	22/10	23/9
TOUCHDOWNS	42	28
Rushing	16	6
Passing	20	19
Returns	6	3
EXTRA POINT/ATTEMPTS	41/41	27/28
Kicking Made-Attempts	41/41	24/24
Passing Made-Attempts	0/0	1/1
Rushing Made-Attempts	0/0	2/3
FIELD GOALS/ATTEMPTS	19/31	26/33
AVG TIME OF POSS.	31:51	28:09

RUSHING	ATT	YDS	AVG	LG	TD
E. Smith	329	1,397	4.2	63†	11
Warren	99	403	4.1	25	2
Ismail	13	110	8.5	27†	1
Chaney	14	57	4.1	11	0
Thomas	8	35	4.4	10	0
Bjornson	1	20	20.0	20†	1
Garrett	6	12	2.0	9	0
Aikman	21	10	0.5	7	0
Tucker	1	8	8.0	8	0
Mills	1	-1	-1.0	-1	0
COWBOYS	493	2,051	4.2	63†	16
Opponents	417	1,442	3.5	37	6

RECEIVING	ATT	YDS	AVG	LG	TD
Ismail	80	1,097	13.7	76†	6
LaFleur	35	322	9.2	25	7
Warren	34	224	6.6	24	0
Mills	30	325	10.8	36	0
E. Smith	27	119	4.4	14†	2
Tucker	23	439	19.1	90†	2
Ogden	12	144	12.0	25	0
Irvin	10	167	16.7	37†	3
Bjornson	10	131	13.1	32	0
Thomas	10	64	6.4	13	0
McGarity	7	70	10.0	18	0
Brazzell	5	114	22.8	53	0
Lucky	5	25	5.0	8	0
Sanders	4	24	6.0	9	0
Lester	2	9	4.5	6	0
Johnston	1	4	4.0	4	0
COWBOYS	295	3,278	11.1	90†	20
Opponents	297	3,615	12.2	71	19

INTERCEPTIONS	NO	YDS	AVG	LG	TD
Coakley	4	119	29.8	46†	1
Teague	3	127	42.3	95†	2
Reese	3	28	9.3	24	0
Sanders	3	2	0.7	2	0
Hawthorne	3	-2	-0.7	0	0
Hambrick	2	44	22.0	25	0
Woodson	2	5	2.5	5	0
Ellis	1	87	87.0	87†	1
K. Smith	1	16	16.0	16	0
Godfrey	1	10	10.0	10	0
Nguyen	1	6	6.0	6	0
COWBOYS	24	442	18.4	95†	4
Opponents	13	100	7.7	30	0

## USUAL STARTERS

WR Raghib Ismail	LE Kavika Pittman
LT Flozell Adams	LT Alonzo Spillman
LG Larry Allen(11)	RT Chad Hennings
Solomon Page(5)	RE Greg Ellis
C Mark Stepnoski	LLB Darren Hambrick
RG Everett McIver	MLB Randall Godfrey
RT Erik Williams	RLB Dexter Coakley
TE David LaFleur	LCB Kevin Smith(8)
WR Ernie Mills(5)	Kevin Mathis(4)
Michael Irvin(4)	Charlie Williams(4)
Jason Tucker(3)	RCB Darren Woodson
QB Troy Aikman	SS George Teague
RB Emmitt Smith	FS
FB Robert Thomas	

PUNTING	NO	YDS	AVG	TB/IN20	LG	BL	NET
Gowin	81	3,500	43.2	10	24	64	0 35.1
COWBOYS	81	3,500	43.2	10	24	64	0 35.1
Opp.	93	3,836	41.2	11	17	59	1 34.2

PUNT RETURNS	NO	FC	YDS	AVG	LG	TD
Sanders	30	1	344	11.5	76	1
Tucker	4	2	52	13.0	41	0
Ogden	4	2	28	7.0	10	0
McGarity	3	4	16	5.3	9	0
COWBOYS	41	9	440	10.7	76	1
Opponents	43	14	459	10.7	85†	1

KICKOFF RETURNS	NO	YDS	AVG	LG	TD
Tucker	22	613	27.9	79	0
Mathis	18	408	22.7	37	0
Ogden	12	252	21.0	29	0
Sanders	4	87	21.8	31	0
Noble	1	9	9.0	9	0
Coakley	1	3	3.0	3	0
COWBOYS	58	1,372	23.7	79	0
Opponents	62	1,259	20.3	32	0

SCORE BY QUARTERS	1	2	3	4	OT	T
COWBOYS	87	92	80	87	6	352
Opponents	28	56	76	116	0	276

FIELD GOALS	11-19	20-29	30-39	40-49	50+
Cunningham	0-0	4-6	5-6	3-9	0-1
Murray	0-0	3-3	4-4	1-2	0-0
COWBOYS	0-0	7-9	8-10	4-11	0-1
Opponents	0-0	8-8	11-11	7-13	0-1

Cunningham: (1)(23 47M)(24M)(42 50M), (48M,38 41M),(32),(24),42M, 37M,39,(22M,44 47),(48M), (36,23),(20 43M,34),(1),(1),(1)

Murray: (1),(1),(1),(1),(1),(1),(1),(1),(1),(1),(1),49M,30, 34 33M,(1),(33),(20 21 27 40)

Opponents: (25,42),(49M),(1),(48,31),(27,21), (36,24),(43,30,33,27),(49M,31,40), (38,44B,31),(24,38),(52M,47B, 47M),(41,23),(44),(47,33,49M,37), (32),(29)

SCORING	TDR	TD	TD	2Pt	FG	PAT	SP
E. Smith	11	2	0	0	0	0	78
Cunningham	0	0	0	0	12/22	31/31	67
Ismail	1	6	0	0	0	0	42
LaFleur	0	7	0	0	0	0	42
Murray	0	0	0	0	7/9	10/10	31
Irvin	0	3	0	0	0	0	18
Ellis	0	0	2	0	0	0	12
Teague	0	0	2	0	0	0	12
Tucker	0	2	0	0	0	0	12
Warren	2	0	0	0	0	0	12
Aikman	1	0	0	0	0	0	12
Bjornson	1	0	0	0	0	0	6
Coakley	0	0	1	0	0	0	6
Sanders	0	0	1	0	0	0	6
Hambrick	0	0	0	0	0	0	1+ 2
COWBOYS	16	20	6	0	19/31	41/41	1 352
Opponents	6	19	3*	0	26/33	24/24	0 276

2-Pt Conversions: Cowboys 0-0; Opponents 3-4

a 87 yard interception return vs. Atlanta (9/20)

98 yard fumble return vs. Arizona (10/3)

b 32 yard interception return vs. Arizona (10/3)

95 yard interception return vs. Green Bay (11/14)

c 46 yard interception return vs. Miami (11/25)

d 70 yard punt return vs. Washington (10/24)

+ Forced punter out of end zone @ Arizona (11/21)

\* Barber 85-yard punt return @ N.Y. Giants (10/18)

Wilkins fumble recovery in end zone @ Indianapolis (10/31)

Weary 58 yard fumble return @ N.O. (12/24)

PASSING	ATT	COMP	YDS	PCT	AVG	PCT	PCT	PCT	LG	SKS/YDS	RATING	
Aikman	442	263	2,964	59.5	6.71	17	3.8	12	2.7	90†	19/130	81.1
Garrett	64	32	314	50.0	4.90	3	4.7	1	1.6	37†	5/21	73.3
Sanders	1	0	0	0.0	0.00	0	0.0	0	0.0	0	0/0	39.6
COWBOYS	507	295	3,278	58.2	6.47	20	3.9	13	2.6	90†	24/151	80.0
Opponents	545	297	3,615	54.5	6.63	19	3.5	24	4.4	71	35/217	68.4



## THE OPPONENTS

**Arizona Cardinals**  
 (Dallas Leads Series 51-26-1)

Year	Site	Winner-Score	Att.
1960	St. Louis	St. Louis, 12-10	23,128
1961	Dallas	St. Louis, 31-17	20,500
1961	St. Louis	St. Louis, 31-13	15,384
1962	Dallas	St. Louis, 28-24	16,027
1962	St. Louis	St. Louis, 52-20	14,201
1963	Dallas	St. Louis, 34-7	36,432
1963	St. Louis	Dallas, 28-24	12,695
1964	Dallas	St. Louis, 16-6	36,605
1964	St. Louis	Dallas, 31-13	28,253
1965	St. Louis	St. Louis, 20-13	32,034
1965	Dallas	Dallas, 27-13	38,499
1966	St. Louis	Tie, 10-10	50,673
1966	Dallas	Dallas, 31-17	76,965
1967	Dallas	Dallas, 46-21	68,787
1968	Dallas	Dallas, 27-10	48,296
1969	Dallas	Dallas, 24-3	62,134
1970	St. Louis	St. Louis, 20-7	50,780
1970	Dallas	St. Louis, 38-0	69,323
1971	St. Louis	Dallas, 16-13	50,486
1971	Dallas	Dallas, 31-12	66,672
1972	Dallas	Dallas, 33-24	65,218
1972	St. Louis	Dallas, 27-6	49,787
1973	Dallas	Dallas, 45-10	64,729
1973	St. Louis	Dallas, 30-3	43,946
1974	St. Louis	St. Louis, 31-28	49,885
1974	Dallas	Dallas, 17-14	64,146
1975	Dallas	Dallas, 37-31 (OT)	52,417
1975	St. Louis	St. Louis, 31-17	49,701
1976	St. Louis	St. Louis, 21-17	50,317
1976	Dallas	Dallas, 19-14	62,498
1977	St. Louis	Dallas, 30-24	50,129
1977	Dallas	St. Louis, 24-17	64,038
1978	Dallas	Dallas, 21-12	62,760
1978	St. Louis	Dallas, 24-21 (OT)	48,991
1979	St. Louis	Dallas, 22-21	50,855
1979	Dallas	Dallas, 22-13	64,300
1980	St. Louis	Dallas, 27-24	50,701
1980	Dallas	Dallas, 31-21	52,567
1981	Dallas	Dallas, 30-17	63,602
1981	St. Louis	St. Louis, 20-17	49,777
1982	St. Louis	Dallas, 24-7	50,705
1983	St. Louis	Dallas, 34-17	48,532
1983	Dallas	Dallas, 35-17	60,764
1984	Dallas	St. Louis, 31-20	61,438
1984	St. Louis	Dallas, 24-17	48,721
1985	St. Louis	St. Louis, 21-10	49,347
1985	Dallas	Dallas, 35-17	54,125
1986	St. Louis	Dallas, 31-7	49,077
1986	Dallas	Dallas, 37-6	60,756
1987	St. Louis	St. Louis, 24-13	47,241
1987	Dallas	Dallas, 21-16	36,788
1988	Phoenix	Dallas, 17-14	67,139
1988	Dallas	Phoenix, 16-10	42,196
1989	Dallas	Phoenix, 19-10	44,431
1989	Phoenix	Phoenix, 24-20	49,657
1990	Phoenix	Phoenix, 20-3	45,235
1990	Dallas	Dallas, 41-10	60,190
1991	Phoenix	Dallas, 17-9	68,814
1991	Dallas	Dallas, 27-7	61,190
1992	Dallas	Dallas, 31-20	62,575
1992	Phoenix	Dallas, 16-10	72,439
1993	Phoenix	Dallas, 17-10	73,025
1993	Dallas	Dallas, 20-15	64,224
1994	Dallas	Dallas, 38-3	64,518
1994	Arizona	Dallas, 28-21	71,023
1995	Dallas	Dallas, 34-20	64,560
1995	Arizona	Dallas, 37-13	72,394
1996	Dallas	Dallas, 17-3	64,096
1996	Arizona	Dallas, 10-6	70,763
1997	Arizona	Arizona, 25-22 (OT)	71,578
1997	Dallas	Dallas, 24-6	64,302
1998	Dallas	Dallas, 38-10	63,602
1998	Arizona	Dallas, 35-28	69,923
1998*	Dallas	Arizona, 20-7	62,969
1999	Dallas	Dallas, 35-7	64,169
1999	Arizona	Arizona, 13-9	72,015
2000	Arizona	Arizona, 32-31	66,009
2000	Dallas	Dallas, 48-7	62,981

2001 Oct. 28 at Dallas  
 2001 Dec. 23 at Arizona

\*NFC Wild Card Game

276

## ARIZONA CARDINALS

'00 Results (3-13)		'01 Schedule	
16	@ N.Y. Giants	21	Sept. 9 Open
32	Dallas	31	Sept. 16 @ Washington
3	Green Bay	29	Sept. 23 Denver
20	@ San Francisco	27	Sept. 30 Atlanta
29	Cleveland	21	Oct. 7 @ Philadelphia
14	Philadelphia	33	Oct. 14 @ Chicago
7	@ Dallas	48	Oct. 21 Kansas City
10	New Orleans	21	Oct. 28 @ Dallas
16	Washington	15	Nov. 4 Philadelphia
14	@ Minnesota	31	Nov. 11 N.Y. Giants
9	@ Philadelphia	34	Nov. 18 Detroit
7	N.Y. Giants	31	Nov. 25 @ San Diego
13	@ Cincinnati	24	Dec. 2 @ Oakland
10	@ Jacksonville	44	Dec. 9 Washington
7	Baltimore	13	Dec. 15 @ N.Y. Giants
3	@ Washington	20	Dec. 23 Dallas
210		443	Dec. 30 @ Carolina

**Atlanta Falcons**  
 (Dallas Leads Series, 14-6)

Year	Site	Winner-Score	Att.
1966	Atlanta	Dallas, 47-14	56,990
1967	Dallas	Dallas, 37-7	54,751
1969	Atlanta	Dallas, 24-17	54,833
1970	Dallas	Dallas, 13-0	53,611
1974	Atlanta	Dallas, 24-0	52,322
1976	Atlanta	Atlanta, 17-10	54,972
1978*	Dallas	Dallas, 27-20	60,388
1980*	Atlanta	Dallas, 30-27	60,022
1985	Dallas	Dallas, 24-10	57,941
1986	Dallas	Atlanta, 37-35	62,880
1987	Dallas	Atlanta, 21-10	40,103
1988	Dallas	Dallas, 26-20	39,702
1989	Atlanta	Atlanta, 27-21	55,285
1990	Atlanta	Atlanta, 26-7	50,097
1991	Dallas	Dallas, 31-27	60,962
1992	Atlanta	Dallas, 41-17	67,036
1993	Atlanta	Atlanta, 27-14	67,337
1995	Atlanta	Dallas, 28-13	70,089
1996	Dallas	Dallas, 32-28	64,091
1999	Dallas	Dallas, 24-7	63,663

2001 Nov. 11 at Atlanta

\*NFC Divisional Playoffs

## ATLANTA FALCONS

'00 Results (4-12)		'01 Schedule	
36	San Francisco	28	Sept. 9 @ San Francisco
14	@ Denver	42	Sept. 16 @ St. Louis
15	@ Carolina	10	Sept. 23 Carolina
20	St. Louis	41	Sept. 30 @ Arizona
10	@ Philadelphia	38	Oct. 7 Chicago
6	N.Y. Giants	13	Oct. 14 San Francisco
29	@ St. Louis	45	Oct. 21 @ New Orleans
19	New Orleans	21	Oct. 28 Open
13	Carolina	12	Nov. 4 New England
14	Tampa Bay	27	Nov. 11 Dallas
10	@ Detroit	13	Nov. 18 @ Green Bay
6	@ San Francisco	16	Nov. 25 @ Carolina
14	@ Oakland	41	Dec. 2 St. Louis
10	Seattle	30	Dec. 9 New Orleans
7	@ New Orleans	23	Dec. 16 @ Indianapolis
29	Kansas City	13	Dec. 23 Buffalo
252		413	Dec. 20 @ Miami

**Baltimore Ravens**  
 (Baltimore Leads Series 1-0)

Year	Site	Winner-Score	Att.
2000	Baltimore	Baltimore, 27-0	69,416







### Buffalo Bills (Dallas Leads Series, 5-3)

Year	Site	Winner-Score	Att.
1971	Buffalo	Dallas, 49-37	46,206
1976	Dallas	Dallas, 17-10	51,779
1981	Dallas	Dallas, 27-14	62,583
1984	Buffalo	Buffalo, 14-3	74,391
1992*	Pasadena	Dallas, 52-17	98,374
1993	Dallas	Buffalo, 13-10	63,226
1993**	Atlanta	Dallas, 30-13	72,817
1996	Buffalo	Buffalo, 10-7	78,098

\*Super Bowl XXVII, Jan. 31, 1993

\*\*Super Bowl XXVIII, Jan. 30, 1994

### Carolina Panthers (Series Tied 2-2)

Year	Site	Winner-Score	Att.
1996*	Carolina	Carolina, 26-17	72,808
1997	Dallas	Carolina, 23-13	63,251
1998	Dallas	Dallas, 27-20	64,181
2000	Carolina	Dallas, 16-13 (OT)	73,310

\*NFC Divisional Playoffs

### Chicago Bears (Dallas Leads Series, 11-8)

Year	Site	Winner-Score	Att.
1960	Chicago	Chicago, 17-7	39,951
1962	Dallas	Chicago, 34-33	12,692
1964	Chicago	Dallas, 24-10	47,527
1968	Chicago	Dallas, 34-3	46,667
1971	Chicago	Chicago, 23-19	55,049
1973	Chicago	Dallas, 20-17	55,701
1976	Dallas	Dallas, 31-21	61,346
1977*	Dallas	Dallas, 37-7	62,920
1979	Dallas	Dallas, 24-20	64,056
1981	Dallas	Dallas, 10-9	63,499
1984	Chicago	Dallas, 23-14	63,623
1985	Dallas	Chicago, 44-0	63,855
1986	Dallas	Chicago, 24-10	57,256
1988	Chicago	Chicago, 17-7	64,759
1991**	Chicago	Dallas, 17-13	62,594
1992	Dallas	Dallas, 27-14	63,101
1996	Chicago	Chicago, 22-6	63,076
1997	Dallas	Dallas, 27-3	64,082
1998	Chicago	Chicago, 13-12	59,201

\*NFC Divisional Playoffs

\*\*NFC First-Round Playoffs

### Cincinnati Bengals (Dallas Leads Series, 5-3)

Year	Site	Winner-Score	Att.
1973	Dallas	Dallas, 38-10	58,802
1979	Dallas	Dallas, 38-13	63,179
1985	Cincinnati	Cincinnati, 50-24	56,936
1988	Dallas	Cincinnati, 38-24	37,865
1991	Dallas	Dallas, 35-23	63,275
1994	Cincinnati	Dallas, 23-20	57,096
1997	Cincinnati	Cincinnati, 31-24	60,043
2000	Dallas	Dallas, 23-6	62,170

### Cleveland Browns (Cleveland Leads Series, 17-10)

Year	Site	Winner-Score	Att.
1960	Dallas	Cleveland, 48-7	28,500
1961	Cleveland	Cleveland, 25-7	43,638
1961	Dallas	Cleveland, 38-17	23,500
1962	Cleveland	Cleveland, 19-10	40,040
1962	Dallas	Dallas, 45-21	24,226
1963	Dallas	Cleveland, 41-24	28,710
1963	Cleveland	Cleveland, 27-17	55,096
1964	Cleveland	Cleveland, 27-6	72,062
1964	Dallas	Cleveland, 20-16	37,456
1965	Cleveland	Cleveland, 23-17	80,451

Continued

### Cleveland Browns, Continued

1965	Dallas	Cleveland, 24-17	76,251
1966	Cleveland	Cleveland, 30-21	84,721
1966	Dallas	Dallas, 26-14	80,259
1967	Cleveland	Dallas, 21-14	81,039
1967*	Dallas	Dallas, 52-14	70,786
1968	Dallas	Dallas, 28-7	68,733
1968*	Cleveland	Cleveland, 31-20	81,497
1969	Cleveland	Cleveland, 42-10	84,850
1969*	Dallas	Cleveland, 38-14	69,321
1970	Cleveland	Dallas, 6-2	75,458
1974	Dallas	Dallas, 41-17	48,754
1979	Cleveland	Cleveland, 26-7	80,123
1982	Dallas	Dallas, 31-14	46,267
1985	Dallas	Dallas, 20-7	61,456
1988	Cleveland	Cleveland, 24-21	77,683
1991	Cleveland	Dallas, 26-14	78,860
1994	Dallas	Cleveland, 19-14	64,826

\*Eastern Conference Championship Game

### Denver Broncos (Dallas Leads Series, 5-3)

Year	Site	Winner-Score	Att.
1973	Denver	Dallas, 22-10	51,706
1977	Dallas	Dallas, 14-6	63,752
1978*	New Orleans	Dallas, 27-10	76,400
1980	Denver	Denver, 41-20	74,919
1986	Denver	Denver, 29-14	76,082
1992	Denver	Dallas, 31-27	74,946
1995	Dallas	Dallas, 31-21	64,578
1998	Denver	Denver, 42-23	75,013

2001 Nov. 22 at Dallas

\*Super Bowl XII, Jan. 15, 1978

### DENVER BRONCOS

'00 Results (11-5)		'01 Schedule	
36	@ St. Louis	41	Sept. 10 N.Y. Giants
42	Atlanta	14	Sept. 16 @ Indianapolis
33	@ Oakland	24	Sept. 23 @ Arizona
22	Kansas City	23	Sept. 30 Baltimore
19	New England	28	Oct. 7 Kansas City
21	@ San Diego	7	Oct. 14 @ Seattle
44	Cleveland	10	Oct. 21 @ San Diego
21	@ Cincinnati	31	Oct. 28 New England
30	@ N.Y. Jets	23	Nov. 5 @ Oakland
27	Oakland	34	Nov. 11 San Diego
38	San Diego	37	Nov. 18 Washington
38	@ Seattle	31	Nov. 22 @ Dallas
38	@ New Orleans	23	Dec. 2 @ Miami
31	Seattle	24	Dec. 9 Seattle
7	@ Kansas City	20	Dec. 16 @ Kansas City
38	San Francisco	9	Dec. 23 Open
485		369	Dec. 30 Oakland

### Detroit Lions (Dallas Leads Series, 8-7)

Year	Site	Winner-Score	Att.
1960	Detroit	Detroit, 23-14	43,272
1963	Dallas	Dallas, 17-14	27,262
1968	Dallas	Dallas, 59-13	61,382
1970*	Dallas	Dallas, 5-0	73,167
1972	Dallas	Dallas, 28-24	65,378
1975	Detroit	Dallas, 36-10	79,784
1977	Dallas	Dallas, 37-0	63,160
1981	Detroit	Detroit, 27-24	79,694
1986	Detroit	Dallas, 31-7	73,812
1987	Detroit	Detroit, 27-17	45,325
1991	Detroit	Detroit, 34-10	74,906
1991*	Detroit	Detroit, 38-6	78,290
1992	Detroit	Dallas, 37-3	74,816
1994	Dallas	Detroit, 20-17 (OT)	64,102

2001 Sept. 16 at Detroit

\*NFC Divisional Playoffs



**DETROIT LIONS**

'00 Results (9-7)		'01 Schedule	
14	@ New Orleans	10	Sept. 9 @ Green Bay
15	Washington	10	Sept. 16 Dallas
10	Tampa Bay	31	Sept. 23 @ Cleveland
21	@ Chicago	14	Sept. 30 Open
24	Minnesota	31	Oct. 8 St. Louis
31	Green Bay	24	Oct. 14 @ Minnesota
28	@ Tampa Bay	24	Oct. 21 Tennessee
18	@ Indianapolis	30	Oct. 28 Cincinnati
8	Miami	23	Nov. 4 @ San Fran.
13	Atlanta	10	Nov. 11 Tampa Bay
31	@ N.Y. Giants	21	Nov. 18 @ Arizona
34	New England	9	Nov. 22 Green Bay
17	@ Minnesota	24	Dec. 2 @ Chicago
13	@ Green Bay	26	Dec. 9 @ Tampa Bay
10	@ N.Y. Jets	7	Dec. 16 Minnesota
20	Chicago	23	Dec. 23 @ Pittsburgh
307		307	Dec. 30 Chicago

**Green Bay Packers  
(Dallas Leads Series, 14-11)**

Year	Site	Winner-Score	Att.
1960	Green Bay	Green Bay, 41-7	32,294
1964	Dallas	Green Bay, 45-21	44,975
1965	Milwaukee	Green Bay, 13-3	48,311
1966*	Dallas	Green Bay, 34-27	75,504
1967*	Green Bay	Green Bay, 21-17	50,861
1968	Dallas	Green Bay, 28-17	74,604
1970	Dallas	Dallas, 16-3	67,182
1972	Milwaukee	Green Bay, 16-14	47,103
1975	Dallas	Green Bay, 19-17	64,934
1978	Milwaukee	Dallas, 42-14	55,256
1980	Milwaukee	Dallas, 28-7	54,776
1982**	Dallas	Dallas, 37-26	63,972
1984	Dallas	Dallas, 20-6	64,222
1989	Green Bay	Green Bay, 31-13	56,656
1989	Dallas	Green Bay, 20-10	41,265
1991	Milwaukee	Dallas, 20-17	53,695
1993	Dallas	Dallas, 36-14	63,568
1993\$	Dallas	Dallas, 27-17	64,790
1994	Dallas	Dallas, 42-31	64,597
1994\$	Dallas	Dallas, 35-9	64,745
1995	Dallas	Dallas, 34-24	64,806
1995#	Dallas	Dallas, 38-27	65,135
1996	Dallas	Dallas, 21-6	65,032
1997	Green Bay	Green Bay, 45-17	60,111
1999	Dallas	Dallas, 27-13	64,634

\$NFC Divisional Playoffs  
#NFC Championship Game  
\*NFL Championship Game  
\*\*Super Bowl Tournament

**Indianapolis Colts  
(Dallas Leads Series, 7-5)**

Year	Site	Winner-Score	Att.
1960	Dallas	Baltimore, 45-7	25,500
1967	Baltimore	Baltimore, 23-17	60,238
1969	Dallas	Dallas, 27-10	63,191
1970*	Miami	Baltimore, 16-13	80,055
1972	Baltimore	Dallas, 21-0	58,992
1976	Dallas	Dallas, 30-27	64,237
1978	Dallas	Dallas, 38-0	64,224
1981	Baltimore	Dallas, 37-13	54,871
1984	Dallas	Dallas, 22-3	58,724
1993	Indianapolis	Dallas, 27-3	60,453
1996	Dallas	Indianapolis, 25-24	63,021
1999	Indianapolis	Indianapolis, 24-34	56,860

\*Super Bowl V, Jan. 17, 1971

**Jacksonville Jaguars  
(Series Tied, 1-1)**

Year	Site	Winner-Score	Att.
1997	Dallas	Dallas, 26-22	64,464
2000	Dallas	Jacksonville, 23-17 (OT)	63,554

**Kansas City Chiefs  
(Dallas Leads Series, 4-3)**

Year	Site	Winner-Score	Att.
1970	Kansas City	Dallas, 27-16	51,158
1975	Dallas	Kansas City, 34-31	63,539
1983	Dallas	Dallas, 41-21	64,103
1989	Kansas City	Kansas City, 36-28	76,841
1992	Dallas	Dallas, 17-10	64,115
1995	Dallas	Dallas, 24-12	64,901
1998	Kansas City	Kansas City, 20-17	77,697

**Miami Dolphins  
(Miami Leads Series, 6-4)**

Year	Site	Winner-Score	Att.
1971*	N. Orleans	Dallas, 24-3	81,035
1973	Dallas	Miami, 14-7	64,100
1978	Miami	Miami, 23-16	69,414
1981	Dallas	Dallas, 28-27	64,221
1984	Miami	Miami, 28-21	74,139
1987	Dallas	Miami, 20-14	56,519
1989	Dallas	Miami, 17-14	56,044
1993	Dallas	Miami, 16-14	60,198
1996	Miami	Dallas, 29-10	75,283
1999	Dallas	Dallas, 20-0	64,328

\*Super Bowl VI, Jan. 16, 1972

**Minnesota Vikings  
(Dallas Leads Series, 13-11)**

Year	Site	Winner-Score	Att.
1961	Dallas	Dallas, 21-7	20,500
1961	Minnesota	Dallas, 28-0	33,070
1966	Dallas	Dallas, 28-17	64,116
1968	Dallas	Dallas, 20-7	67,644
1970	Minnesota	Minnesota, 54-13	47,900
1971*	Minnesota	Dallas, 20-12	49,100
1973**	Dallas	Minnesota, 27-10	64,524
1974	Dallas	Minnesota, 23-21	57,847
1975*	Minnesota	Dallas, 17-14	48,341
1977	Minnesota	Dallas, 16-10 (OT)	47,678
1977**	Dallas	Dallas, 23-6	61,968
1978	Dallas	Minnesota, 21-10	61,848
1979	Minnesota	Dallas, 36-20	47,572
1982	Minnesota	Minnesota, 31-27	60,007
1983	Minnesota	Dallas, 37-24	60,774
1987	Dallas	Minnesota, 44-38 (OT)	54,229
1988	Dallas	Minnesota, 43-3	57,830
1993	Minnesota	Dallas, 37-20	63,321
1995	Minnesota	Dallas, 23-17 (OT)	60,088
1996\$	Dallas	Dallas, 40-15	64,682
1998	Dallas	Minnesota, 46-36	64,366
1999	Minnesota	Minnesota, 27-17	64,111
1999\$	Minnesota	Minnesota, 27-10	64,056
2000	Dallas	Minnesota, 27-15	63,878

\$NFC Wild Card Game  
\*NFC Divisional Playoff Game  
\*\*NFC Championship Game

**New England Patriots  
(Dallas Leads Series, 7-1)**

Year	Site	Winner-Score	Att.
1971	Dallas	Dallas, 44-21	65,708
1975	N. England	Dallas, 34-31	60,905
1978	Dallas	Dallas, 17-10	63,263
1981	N. England	Dallas, 35-21	60,311
1984	Dallas	Dallas, 20-17	55,341
1987	N. England	Dallas, 23-17 (OT)	60,567
1996	Dallas	Dallas, 12-6	64,578
1999	N. England	New England, 13-6	58,444





## New Orleans Saints

(Dallas Leads Series, 14-5)

Year	Site	Winner-Score	Att.
1967	Dallas	Dallas, 14-10	52,562
1967	N. Orleans	Dallas, 27-10	83,437
1968	N. Orleans	Dallas, 17-3	84,728
1969	N. Orleans	Dallas, 21-17	79,567
1969	Dallas	Dallas, 33-17	68,282
1971	N. Orleans	N. Orleans, 24-14	83,088
1973	Dallas	Dallas, 40-3	53,972
1976	N. Orleans	Dallas, 24-6	61,413
1978	Dallas	Dallas, 27-7	57,920
1982	Dallas	Dallas, 21-7	64,506
1983	Dallas	Dallas, 21-20	62,136
1984	Dallas	Dallas, 30-27 (OT)	50,966
1988	N. Orleans	N. Orleans, 20-17	68,474
1989	N. Orleans	N. Orleans, 28-0	66,977
1990	Dallas	Dallas, 17-13	60,087
1991	Dallas	Dallas, 23-14	64,530
1994	N. Orleans	Dallas, 24-16	67,323
1998	N. Orleans	N. Orleans, 22-3	65,065
1999	N. Orleans	N. Orleans, 31-24	47,835

## New York Giants

(Dallas Leads Series, 47-28-2)

Year	Site	Winner-Score	Att.
1960	New York	Tie, 31-31	55,033
1961	Dallas	New York, 31-10	41,500
1961	New York	Dallas, 17-16	60,254
1962	Dallas	New York, 41-10	45,668
1962	New York	New York, 41-31	62,694
1963	New York	New York, 37-21	62,889
1963	Dallas	New York, 34-27	29,635
1964	Dallas	Tie, 13-13	33,225
1964	New York	Dallas, 31-21	63,031
1965	Dallas	Dallas, 31-2	59,366
1965	New York	Dallas, 38-20	62,871
1966	Dallas	Dallas, 52-7	60,010
1966	New York	Dallas, 17-7	62,735
1967	Dallas	Dallas, 38-24	66,209
1968	Dallas	New York, 27-21	72,163
1968	New York	Dallas, 28-10	62,617
1969	Dallas	Dallas, 25-3	58,964
1970	Dallas	Dallas, 28-10	57,236
1970	New York	New York, 23-20	62,938
1971	Dallas	Dallas, 20-13	68,378
1971	New York	Dallas, 42-14	62,815
1972	New York	Dallas, 23-14	62,725
1972	Dallas	New York, 23-3	64,602
1973	Dallas	Dallas, 45-28	64,898
1973	N. Haven	Dallas, 23-10	70,128
1974	Dallas	New York, 14-6	46,353
1974	N. Haven	Dallas, 21-7	61,191
1975	New York	Dallas, 13-7	56,511
1975	Dallas	Dallas, 14-3	53,329
1976	New York	Dallas, 24-14	76,042
1976	Dallas	Dallas, 9-3	58,870
1977	Dallas	Dallas, 41-21	64,215
1977	New York	Dallas, 24-10	74,532
1978	New York	Dallas, 34-24	73,265
1978	Dallas	Dallas, 24-3	64,869
1979	New York	Dallas, 16-14	76,490
1979	Dallas	Dallas, 28-7	63,787
1980	Dallas	Dallas, 24-3	59,126
1980	New York	New York, 38-35	68,343
1981	Dallas	Dallas, 18-10	63,499
1981	New York	N.Y., 13-10 (OT)	73,009
1983	Dallas	Dallas, 28-13	62,347
1983	New York	Dallas, 38-20	76,142
1984	New York	New York, 28-7	75,921
1984	Dallas	New York, 19-7	60,235
1985	New York	Dallas, 30-29	74,981
1985	Dallas	Dallas, 28-21	62,310
1986	Dallas	Dallas, 31-28	59,804
1986	New York	New York, 17-14	74,871
1987	New York	Dallas, 16-14	73,426
1987	Dallas	Dallas, 33-24	55,730
1988	Dallas	New York, 12-10	55,325
1988	New York	New York, 29-21	75,826
1989	Dallas	New York, 30-13	51,785
1989	New York	New York, 15-0	72,141
1990	Dallas	New York, 28-7	61,090
1990	New York	New York, 31-17	75,923
1991	Dallas	Dallas, 21-16	64,010
1991	New York	New York, 22-9	76,410

1992	New York	Dallas, 34-28	76,430
1992	Dallas	Dallas, 30-3	62,416
1993	Dallas	Dallas, 31-9	64,735
1993	New York	Dallas, 16-13 (OT)	77,356
1994	Dallas	Dallas, 38-10	64,836
1994	New York	New York, 15-10	66,943
1995	New York	Dallas, 35-0	77,454
1995	Dallas	Dallas, 21-20	64,400
1996	Dallas	Dallas, 27-0	63,069
1996	New York	New York, 20-6	77,081
1997	New York	New York, 20-17	77,137
1997	Dallas	New York, 20-7	63,746
1998	New York	Dallas, 31-7	78,039
1998	Dallas	Dallas, 16-6	64,316
1999	New York	New York, 13-10	78,204
1999	Dallas	Dallas, 26-18	63,767
2000	New York	New York, 19-14	78,189
2000	Dallas	New York, 17-13	61,311

2001 Nov. 4 at New York  
2001 Dec. 9 at Dallas

### NEW YORK GIANTS

'00 Results (12-4)	'01 Schedule
21 Arizona	16 Sept. 10 @ Denver
33 @ Philadelphia	18 Sept. 16 Green Bay
14 @ Chicago	7 Sept. 23 @ Kansas City
6 Washington	16 Sept. 30 New Orleans
14 @ Tennessee	28 Oct. 7 Washington
13 @ Atlanta	6 Oct. 14 @ St. Louis
19 Dallas	14 Oct. 22 Philadelphia
24 Philadelphia	7 Oct. 28 @ Washington
24 @ Cleveland	3 Nov. 4 Dallas
24 St. Louis	38 Nov. 11 @ Arizona
21 Detroit	31 Nov. 19 @ Minnesota
31 @ Arizona	7 Nov. 25 Oakland
9 @ Washington	7 Dec. 2 Open
30 Pittsburgh	10 Dec. 9 @ Dallas
17 @ Dallas	13 Dec. 15 Arizona
28 Jacksonville	25 Dec. 23 Seattle
328	246 Dec. 30 @ Philadelphia

### New York Jets

(Dallas Leads Series, 5-2)

Year	Site	Winner-Score	Att.
1971	Dallas	Dallas, 52-10	66,689
1975	N.Y. Jets	Dallas, 31-21	37,279
1978	N.Y. Jets	Dallas, 30-7	52,532
1987	N.Y. Jets	Dallas, 38-24	12,370
1990	N.Y. Jets	N.Y. Jets, 24-9	68,086
1993	N.Y. Jets	Dallas, 28-7	73,233
1999	Dallas	N.Y. Jets, 22-21	64,271

### Oakland Raiders

(Oakland Leads Series, 4-3)

Year	Site	Winner-Score	Att.
1974	Oakland	Oakland, 27-23	45,850
1980	Oakland	Dallas, 19-13	53,194
1983	Dallas	Los Angeles, 40-38	64,991
1986	Dallas	Los Angeles, 17-13	61,706
1992	Los Angeles	Dallas, 28-13	91,505
1995	Oakland	Dallas, 34-21	54,092
1998	Dallas	Oakland, 13-12	63,544
2001	Oct. 21 at Oakland		





## OAKLAND RAIDERS

'00 Results (12-4)		'01 Schedule	
9	San Diego	6	Sept. 9 @ Kansas City
38	@ Indianapolis	31	Sept. 16 N.Y. Jets
24	Denver	33	Sept. 23 @ Miami
36	Cleveland	10	Sept. 30 Seattle
34	@ San Fran. (OT)	28	Oct. 7 Open
20	@ Kansas City	17	Oct. 14 @ Indianapolis
31	Seattle	3	Oct. 21 Dallas
15	@ San Diego	13	Oct. 28 @ Philadelphia
49	Kansas City	31	Nov. 5 Denver
24	@ Denver	27	Nov. 11 @ Seattle
31	@ New Orleans	22	Nov. 18 San Diego
41	Atlanta	14	Nov. 25 @ N.Y. Giants
20	@ Pittsburgh	21	Dec. 2 Arizona
31	N.Y. Jets	7	Dec. 9 Kansas City
24	@ Seattle	27	Dec. 15 @ San Diego
52	Carolina	9	Dec. 22 Tennessee
479		299	Dec. 30 @ Denver

## Philadelphia Eagles

(Dallas Leads Series 50-33)

Year	Site	Winner-Score	Att.
1960	Dallas	Philadelphia, 47-25	18,500
1961	Dallas	Philadelphia, 43-7	25,000
1961	Philadelphia	Philadelphia, 35-13	60,127
1962	Dallas	Dallas, 41-19	18,645
1962	Philadelphia	Philadelphia, 28-14	58,070
1963	Philadelphia	Philadelphia, 24-21	60,671
1963	Dallas	Dallas, 27-20	23,694
1964	Dallas	Philadelphia, 17-14	55,972
1964	Philadelphia	Philadelphia, 24-14	60,671
1965	Dallas	Philadelphia, 35-24	56,249
1965	Philadelphia	Dallas, 21-19	54,714
1966	Dallas	Dallas, 56-7	69,372
1966	Philadelphia	Philadelphia, 24-23	60,658
1967	Philadelphia	Philadelphia, 21-14	60,740
1967	Dallas	Dallas, 38-17	55,834
1968	Philadelphia	Dallas, 45-13	60,858
1968	Dallas	Dallas, 34-14	72,083
1969	Philadelphia	Dallas, 38-7	60,658
1969	Dallas	Dallas, 49-14	71,509
1970	Philadelphia	Dallas, 17-7	59,728
1970	Dallas	Dallas, 21-17	55,736
1971	Philadelphia	Dallas, 42-7	65,358
1971	Dallas	Dallas, 20-7	60,178
1972	Dallas	Dallas, 28-6	55,850
1972	Philadelphia	Dallas, 28-7	65,720
1973	Philadelphia	Philadelphia, 30-16	65,954
1973	Dallas	Dallas, 31-10	61,985
1974	Philadelphia	Philadelphia, 13-10	64,088
1974	Dallas	Dallas, 31-24	43,586
1975	Philadelphia	Dallas, 20-17	64,889
1975	Dallas	Dallas, 27-17	57,893
1976	Dallas	Dallas, 27-7	54,052
1976	Philadelphia	Dallas, 26-7	55,072
1977	Philadelphia	Dallas, 16-10	65,507
1977	Dallas	Dallas, 24-14	60,289
1978	Dallas	Dallas, 14-7	60,525
1978	Philadelphia	Dallas, 31-13	64,667
1979	Dallas	Philadelphia, 31-21	62,417
1979	Philadelphia	Dallas, 24-17	71,434
1980	Philadelphia	Philadelphia, 17-10	70,696
1980	Dallas	Dallas, 35-27	62,548
1980**	Philadelphia	Philadelphia, 20-7	70,696
1981	Philadelphia	Dallas, 17-14	72,111
1981	Dallas	Dallas, 21-10	64,955
1982	Dallas	Philadelphia, 24-20	46,199
1983	Dallas	Dallas, 37-7	63,070
1983	Philadelphia	Dallas, 27-20	71,236
1984	Dallas	Dallas, 23-17	64,521
1984	Philadelphia	Dallas, 26-10	66,322
1985	Philadelphia	Philadelphia, 16-14	70,114
1985	Dallas	Dallas, 35-17	54,047
1986	Philadelphia	Dallas, 17-14	68,572
1986	Dallas	Philadelphia, 23-21	46,117
1987	Dallas	Dallas, 41-22	40,622
1987	Philadelphia	Philadelphia, 37-20	61,630
1988	Philadelphia	Philadelphia, 24-23	66,309
1988	Dallas	Philadelphia, 23-7	46,131
1989	Dallas	Philadelphia, 27-0	54,444
1989	Philadelphia	Philadelphia, 20-10	59,842
1990	Dallas	Philadelphia, 21-20	62,605
1990	Philadelphia	Philadelphia, 17-3	63,895
1991	Dallas	Philadelphia, 24-0	62,656
1991	Philadelphia	Dallas, 25-13	65,854

1992	Philadelphia	Philadelphia, 31-7	66,572
1992	Dallas	Dallas, 20-10	65,012
1992*	Dallas	Dallas, 34-10	63,721
1993	Philadelphia	Dallas, 23-10	61,912
1993	Dallas	Dallas, 23-17	64,521
1994	Dallas	Dallas, 24-13	64,703
1994	Philadelphia	Dallas, 31-19	65,947
1995	Dallas	Dallas, 34-12	64,876
1995	Philadelphia	Philadelphia, 20-17	66,198
1995*	Dallas	Dallas, 30-11	64,371
1996	Philadelphia	Dallas, 23-19	67,201
1996	Dallas	Philadelphia, 31-21	64,952
1997	Dallas	Dallas, 21-20	63,942
1997	Philadelphia	Philadelphia, 13-12	67,106
1998	Philadelphia	Dallas, 13-9	67,002
1998	Dallas	Dallas, 13-0	62,722
1999	Philadelphia	Philadelphia, 13-10	66,669
1999	Dallas	Dallas, 20-10	64,086
2000	Dallas	Philadelphia, 41-14	62,872
2000	Philadelphia	Philadelphia, 16-13 (OT)	65,636

2001 Sept. 30 at Philadelphia  
2001 Nov. 18 at Dallas

\*NFC Divisional Playoffs  
\*\*NFC Championship Game

## PHILADELPHIA EAGLES

'00 Results (11-5)		'01 Schedule	
41	@ Dallas	14	Sept. 9 St. Louis
18	N.Y. Giants	33	Sept. 16 @ Tampa Bay
3	@ Green Bay	6	Sept. 23 @ Seattle
21	@ New Orleans	7	Sept. 30 Dallas
38	Atlanta	10	Oct. 7 Arizona
14	Washington	17	Oct. 14 Open
33	@ Arizona	14	Oct. 22 @ N.Y. Giants
13	Chicago	9	Oct. 28 Oakland
7	@ N.Y. Giants	24	Nov. 4 @ Arizona
16	Dallas (OT)	13	Nov. 11 Minnesota
26	@ Pittsburgh (OT)	23	Nov. 18 @ Dallas
34	Arizona	9	Nov. 25 Washington
23	@ Washington	20	Nov. 29 @ Kansas City
13	Tennessee	15	Dec. 9 San Diego
35	@ Cleveland	24	Dec. 16 @ Washington
16	Cincinnati	7	Dec. 22 @ San Francisco
351		245	Dec. 30 N.Y. Giants

## Pittsburgh Steelers

(Dallas Leads Series, 15-13)

Year	Site	Winner-Score	Att.
1960	Dallas	Pittsburgh, 35-28	30,000
1961	Dallas	Dallas, 27-24	23,500
1961	Pittsburgh	Pittsburgh, 37-7	17,519
1962	Dallas	Pittsburgh, 30-28	19,478
1962	Pittsburgh	Dallas, 42-27	23,106
1963	Pittsburgh	Pittsburgh, 27-21	19,047
1963	Dallas	Pittsburgh, 24-19	24,136
1964	Pittsburgh	Pittsburgh, 23-17	35,594
1964	Dallas	Dallas, 17-14	35,271
1965	Pittsburgh	Pittsburgh, 22-13	37,804
1965	Dallas	Dallas, 24-17	57,293
1966	Dallas	Dallas, 52-21	58,453
1966	Pittsburgh	Dallas, 20-7	42,185
1967	Pittsburgh	Dallas, 24-21	39,641
1968	Dallas	Dallas, 28-7	55,069
1969	Pittsburgh	Dallas, 10-7	24,990
1972	Dallas	Dallas, 17-13	65,682
1975*	Miami	Pittsburgh, 21-17	80,187
1977	Pittsburgh	Pittsburgh, 28-13	49,761
1978**	Miami	Pittsburgh, 35-31	78,656
1979	Pittsburgh	Pittsburgh, 14-3	50,199
1982	Dallas	Pittsburgh, 36-28	63,431
1985	Dallas	Dallas, 27-13	62,932
1988	Pittsburgh	Pittsburgh, 24-21	56,813
1991	Dallas	Dallas, 20-10	62,253
1994	Pittsburgh	Dallas, 26-9	60,156
1995\$	Arizona	Dallas, 27-17	76,347
1997	Pittsburgh	Dallas, 37-7	60,396

\*Super Bowl X, Jan. 18, 1976

\*\*Super Bowl XIII, Jan. 21, 1979

\$Super Bowl XXX, Jan. 28, 1996





## St. Louis Rams

(Rams Lead Series, 13-12)

Year	Site	Winner-Score	Att.
1960	Dallas	Los Angeles, 38-13	16,000
1962	Los Angeles	Dallas, 27-17	26,907
1967	Dallas	Los Angeles, 35-13	75,229
1969	Los Angeles	Los Angeles, 24-23	79,105
1971	Dallas	Dallas, 28-21	66,595
1973	Los Angeles	Los Angeles, 37-31	81,428
1973*	Dallas	Dallas, 27-16	64,291
1975	Dallas	Dallas, 18-7	49,091
1975**	Los Angeles	Dallas, 37-7	84,483
1976*	Dallas	Los Angeles, 14-12	62,436
1978	Los Angeles	Los Angeles, 27-14	65,749
1978**	Los Angeles	Dallas, 28-0	67,470
1979	Dallas	Dallas, 30-6	64,462
1979*	Dallas	Los Angeles, 21-19	64,792
1980	Los Angeles	Los Angeles, 38-14	62,548
1980S	Dallas	Dallas, 34-13	64,533
1981	Dallas	Dallas, 29-17	64,649
1983S	Dallas	Los Angeles, 24-17	43,521
1984	Los Angeles	Dallas, 20-13	65,403
1985*	Los Angeles	Los Angeles, 20-0	66,351
1986	Los Angeles	Los Angeles, 29-10	64,949
1987	Los Angeles	Dallas, 29-21	60,700
1989	Dallas	Los Angeles, 35-31	46,100
1990	Los Angeles	Dallas, 24-21	58,589
1992	Dallas	Los Angeles, 27-23	63,690

§NFC Wild Card Game

\*NFC Division Playoff Game

\*\*NFC Championship Game

## San Diego Chargers

(Dallas Leads Series, 5-1)

Year	Site	Winner-Score	Att.
1972	San Diego	Dallas, 34-28	54,476
1980	Dallas	Dallas, 42-31	60,639
1983	San Diego	San Diego, 24-23	46,192
1986	San Diego	Dallas, 24-21	55,622
1990	Dallas	Dallas, 17-14	48,063
1995	San Diego	Dallas, 23-9	62,664

2001 Sept. 23 at Dallas

## SAN DIEGO CHARGERS

'00 Results (1-15)		'01 Schedule	
6	@ Oakland	9	Sept. 9 Washington
27	New Orleans	28	Sept. 16 Open
10	@ Kansas City	42	Sept. 23 @ Dallas
12	Seattle	20	Sept. 30 Cincinnati
31	@ St. Louis	57	Oct. 7 @ Cleveland
7	Denver	21	Oct. 14 @ New England
24	@ Buffalo (OT)	27	Oct. 21 Denver
13	Oakland	15	Oct. 28 Buffalo
15	@ Seattle	17	Nov. 4 Kansas City
7	Miami	17	Nov. 11 @ Denver
37	@ Denver	38	Nov. 18 @ Oakland
17	Kansas City	16	Nov. 25 Arizona
17	San Francisco	45	Dec. 2 @ Seattle
3	@ Baltimore	24	Dec. 9 @ Philadelphia
22	@ Carolina	30	Dec. 15 Oakland
21	Pittsburgh	34	Dec. 23 @ Kansas City
269		440	Dec. 30 Seattle

## San Francisco 49ers

(San Francisco Leads Series 15-12-1)

Year	Site	Winner-Score	Att.
1960	Dallas	San Francisco, 26-14	10,000
1963	San Fran.	San Francisco, 31-24	29,563
1965	Dallas	Dallas, 39-31	33,677
1967	San Fran.	San Francisco, 24-16	27,182
1969	Dallas	Tie, 24-24	62,348
1970**	San Fran.	Dallas, 17-10	59,625
1971**	Dallas	Dallas, 14-3	66,311
1972	Dallas	San Francisco, 31-10	65,124
1972*	San Fran.	Dallas, 30-28	61,214
1974	Dallas	Dallas, 20-14	50,018
1977	San Fran.	Dallas, 42-35	55,848
1979	San Fran.	Dallas, 21-13	56,728
1980	Dallas	Dallas, 59-14	63,399
1981	San Fran.	San Francisco, 45-14	57,574

1981**	San Fran.	San Francisco, 28-27	60,525
1983	San Fran.	San Francisco, 42-17	59,957
1985	San Fran.	San Francisco, 31-16	60,114
1989	Dallas	San Francisco, 31-14	61,077
1990	Dallas	San Francisco, 24-6	62,966
1992**	San Fran.	Dallas, 30-20	64,920
1993	Dallas	Dallas, 26-17	65,099
1993**	Dallas	Dallas, 38-21	64,902
1994	San Fran.	San Francisco, 21-14	69,014
1994**	San Fran.	San Francisco, 38-28	69,125
1995	Dallas	San Francisco, 38-20	65,180
1996	San Fran.	Dallas, 20-17 (OT)	68,919
1997	San Fran.	San Francisco, 17-10	68,657
2000	Dallas	San Francisco, 41-24	64,127

2001 Dec. 30 at Dallas

\*\*NFC Divisional Playoff Game

\*\*NFC Championship Game

## SAN FRANCISCO 49ERS

'00 Results (6-10)		'01 Schedule	
28	@ Atlanta	36	Sept. 9 Atlanta
22	Carolina	38	Sept. 16 @ New Orleans
24	@ St. Louis	41	Sept. 23 St. Louis
41	@ Dallas	24	Oct. 1 @ N.Y. Jets
27	Arizona	20	Oct. 7 Carolina
28	Oakland (OT)	34	Oct. 14 @ Atlanta
28	@ Green Bay	31	Oct. 21 Open
16	@ Carolina	34	Oct. 28 @ Chicago
24	St. Louis	34	Nov. 4 Detroit
15	@ New Orleans	31	Nov. 11 New Orleans
21	Kansas City	7	Nov. 18 @ Carolina
16	Atlanta	6	Nov. 25 @ Indianapolis
45	@ San Diego	17	Dec. 2 Buffalo
27	New Orleans	31	Dec. 9 @ St. Louis
17	Chicago	0	Dec. 16 Miami
9	@ Denver	38	Dec. 22 Philadelphia
388		422	Dec. 30 @ Dallas

## Seattle Seahawks

(Dallas Leads Series, 4-1)

Year	Site	Winner-Score	Att.
1976	Seattle	Dallas, 28-13	62,027
1980	Dallas	Dallas, 51-7	57,540
1983	Seattle	Dallas, 35-10	63,352
1986	Dallas	Seattle, 31-14	58,023
1992	Dallas	Dallas, 27-0	62,311
1998	Dallas	Dallas, 30-22	64,142

2001 Dec. 16 at Seattle

## SEATTLE SEAHAWKS

'00 Results (6-10)		'01 Schedule	
0	@ Miami	23	Sept. 9 @ Cleveland
34	St. Louis	37	Sept. 16 Kansas City
20	New Orleans	10	Sept. 23 Philadelphia
20	@ San Diego	12	Sept. 30 @ Oakland
17	@ Kansas City	24	Oct. 7 Jacksonville
3	@ Carolina	26	Oct. 14 Denver
24	Indianapolis	37	Oct. 21 Open
3	@ Oakland	31	Oct. 28 Miami
19	Kansas City	24	Nov. 4 @ Washington
17	San Diego	15	Nov. 11 Oakland
28	@ Jacksonville	21	Nov. 18 @ Buffalo
31	Denver	38	Nov. 25 @ Kansas City
30	@ Atlanta	10	Dec. 2 San Diego
24	@ Denver	31	Dec. 9 @ Denver
27	Oakland	24	Dec. 16 Dallas
23	Buffalo	42	Dec. 23 @ N.Y. Giants
320		405	Dec. 30 @ San Diego

## Tampa Bay Buccaneers

(Dallas Leads Series, 8-1)

Year	Site	Winner-Score	Att.
1977	Dallas	Dallas, 23-7	55,316
1980	Dallas	Dallas, 28-17	62,750
1981*	Dallas	Dallas, 38-0	64,848
1982	Dallas	Dallas, 14-9	49,578
1982**	Dallas	Dallas, 30-17	65,042
1983	Dallas	Dallas, 27-24 (OT)	63,308
1990	Dallas	Dallas, 14-10	60,076
1990	Tampa	Dallas, 17-13	68,315

Continued

# THE HISTORY



**Tampa Bay Buccaneers, continued**  
 2000 Dallas Tampa Bay, 27-7 65,621

2001 Sept. 9 at Dallas

\*NFC Divisional Playoff  
 \*\*Super Bowl Tournament

## TAMPA BAY BUCCANEERS

'00 Results (10-6)		'01 Schedule	
21 @ New England	16	Sept. 9 @ Dallas	
41 Chicago	0	Sept. 16 Philadelphia	
31 @ Detroit	10	Sept. 23 Open	
17 N.Y. Jets	21	Sept. 30 @ Minnesota	
17 @ Washington (OT)	20	Oct. 7 Green Bay	
23 @ Minnesota	30	Oct. 14 @ Tennessee	
14 Detroit	28	Oct. 21 Pittsburgh	
41 Minnesota	13	Oct. 28 Minnesota	
27 @ Atlanta	14	Nov. 4 @ Green Bay	
20 Green Bay	15	Nov. 11 @ Detroit	
10 @ Chicago	13	Nov. 18 Chicago	
31 Buffalo	17	Nov. 26 @ St. Louis	
27 Dallas	7	Dec. 2 @ Cincinnati	
16 @ Miami	13	Dec. 9 Detroit	
38 St. Louis	35	Dec. 16 @ Chicago	
14 @ Green Bay (OT)	17	Dec. 23 New Orleans	
388	269	Dec. 29 Baltimore	

## Tennessee Titans (Series Tied, 5-5)

Year	Site	Winner-Score	Att.
1970	Dallas	Dallas, 52-10	50,504
1974	Houston	Dallas, 10-0	49,775
1979	Dallas	Houston, 30-24	63,897
1982	Houston	Dallas, 37-7	51,808
1985	Houston	Dallas, 17-10	49,686
1988	Dallas	Houston, 25-17	50,845
1991	Houston	Houston, 26-23 (OT)	63,001
1994	Dallas	Dallas, 20-17	64,402
1997	Dallas	Tennessee, 27-14	63,421
2000	Tennessee	Tennessee, 31-0	68,498

## Washington Redskins (Dallas Leads Series 47-33-2)

Year	Site	Winner-Score	Att.
1960	Washington	Washington, 26-14	21,142
1961	Dallas	Tie, 28-28	17,500
1961	Washington	Washington, 34-24	21,451
1962	Dallas	Tie, 35-35	15,730
1962	Washington	Dallas, 38-10	49,888
1963	Washington	Washington, 21-17	40,101
1963	Dallas	Dallas, 35-20	18,838
1964	Dallas	Dallas, 24-18	25,158
1964	Washington	Washington, 28-16	49,219
1965	Dallas	Dallas, 27-7	61,577
1965	Washington	Washington, 34-31	50,205
1966	Washington	Dallas, 31-30	50,927
1966	Dallas	Washington, 34-31	64,198
1967	Washington	Dallas, 17-14	50,566
1967	Dallas	Washington, 27-20	75,538
1968	Dallas	Dallas, 29-20	66,076
1968	Washington	Dallas, 44-24	50,816
1969	Washington	Dallas, 41-28	50,474
1969	Dallas	Dallas, 20-10	56,924
1970	Washington	Dallas, 45-21	50,415
1970	Dallas	Dallas, 34-0	57,936
1971	Dallas	Washington, 20-16	72,000
1971	Washington	Dallas, 13-0	53,041
1972	Washington	Washington, 24-20	53,039
1972	Dallas	Dallas, 34-24	65,136
1972*	Washington	Washington, 26-3	53,129
1973	Washington	Washington, 14-7	54,314
1973	Dallas	Dallas, 27-7	64,458

1974	Washington	Washington, 28-21	54,395
1974	Dallas	Dallas, 24-23	63,243
1975	Washington	Washington, 30-24 (OT)	55,004
1975	Dallas	Dallas, 31-7	61,091
1976	Washington	Dallas, 20-7	55,004
1976	Dallas	Washington, 27-14	59,916
1977	Dallas	Dallas, 34-16	62,115
1977	Washington	Dallas, 14-7	55,031
1978	Washington	Washington, 9-5	55,031
1978	Dallas	Dallas, 37-10	64,905
1979	Washington	Washington, 34-20	55,031
1979	Dallas	Dallas, 35-34	62,867
1980	Washington	Dallas, 17-3	55,045
1980	Dallas	Dallas, 14-10	58,809
1981	Washington	Dallas, 26-10	55,045
1981	Dallas	Dallas, 24-10	64,583
1982	Washington	Dallas, 24-10	54,633
1982*	Washington	Washington, 31-17	55,045
1983	Washington	Dallas, 31-30	55,045
1983	Dallas	Washington, 31-10	65,074
1984	Washington	Washington, 34-14	55,431
1984	Dallas	Washington, 30-28	64,286
1985	Dallas	Dallas, 44-14	62,292
1985	Washington	Dallas, 13-7	55,750
1986	Dallas	Dallas, 30-6	63,264
1986	Washington	Washington, 41-14	55,642
1987	Dallas	Washington, 13-7	60,415
1987	Washington	Washington, 24-20	54,882
1988	Dallas	Washington, 35-17	63,235
1988	Washington	Dallas, 24-17	51,526
1989	Dallas	Washington, 30-7	63,200
1989	Washington	Dallas, 13-3	53,187
1990	Washington	Washington, 19-15	53,804
1990	Dallas	Dallas, 27-17	60,355
1991	Dallas	Washington, 33-31	63,025
1991	Washington	Dallas, 24-21	55,561
1992	Dallas	Dallas, 23-10	63,538
1992	Washington	Washington, 20-17	56,437
1993	Washington	Washington, 35-16	53,345
1993	Dallas	Dallas, 38-3	64,497
1994	Washington	Dallas, 34-7	55,394
1994	Dallas	Dallas, 31-7	64,644
1995	Washington	Washington, 27-23	55,489
1995	Dallas	Washington, 24-17	64,866
1996	Dallas	Dallas, 21-10	64,955
1996	Washington	Washington, 37-10	56,454
1997	Washington	Washington, 16-21	76,159
1997	Dallas	Dallas, 17-14	64,559
1998	Washington	Dallas, 31-10	72,284
1998	Dallas	Dallas, 23-7	63,565
1999	Washington	Dallas, 41-35 (OT)	79,237
1999	Dallas	Dallas, 38-20	64,377
2000	Washington	Dallas, 27-21	84,431
2000	Dallas	Dallas, 32-13	63,467

2001 Oct. 15 at Dallas  
 2001 Dec. 2 at Washington

\*NFC Championship Game

## WASHINGTON REDSKINS

'00 Results (8-8)		'01 Schedule	
20 Carolina	17	Sept. 9 @ San Diego	
10 @ Detroit	15	Sept. 16 Arizona	
21 Dallas	27	Sept. 24 @ Green Bay	
16 @ N.Y. Giants	6	Sept. 30 Kansas City	
20 Tampa Bay (OT)	17	Oct. 7 @ N.Y. Giants	
17 @ Philadelphia	14	Oct. 15 @ Dallas	
10 Baltimore	3	Oct. 21 Carolina	
35 @ Jacksonville	16	Oct. 28 N.Y. Giants	
21 Tennessee	27	Nov. 4 Seattle	
15 @ Arizona	16	Nov. 11 Open	
33 @ St. Louis	20	Nov. 18 @ Denver	
20 Philadelphia	23	Nov. 25 @ Philadelphia	
7 N.Y. Giants	9	Dec. 2 Dallas	
13 @ Dallas	32	Dec. 9 @ Arizona	
3 @ Pittsburgh	24	Dec. 16 Philadelphia	
20 Arizona	3	Dec. 23 Chicago	
281	269	Dec. 30 @ New Orleans	





## Ring of Honor


The Cowboys honor former players and coaches who made outstanding contributions to the club by inducting them into the Ring of Honor at Texas Stadium. Their names and the years of service are prominently displayed in silver on the wall above the Cowboys' bench at Texas Stadium. Members of the Cowboys' Ring of Honor:

### 2001 INDUCTEE ★ BOB HAYES



Wide receiver, 1965-74. Bob Hayes led the Cowboys in receptions three times and accumulated 365 receptions for 7,295 receiving yards during his 10-year career. His 71 career touchdown receptions remains the Cowboys club record. Hayes also registered remarkable career numbers for average yards-per-catch (20.0) and average yards-per-punt return (11.1). He was a three-time Pro Bowl selection (1965-1967), while earning All-Pro recognition four times (1965-1968). In 1965, he became the only Dallas rookie to ever lead the team in receptions (46) and yards (1,003) while becoming the first player in franchise history to collect more than 1,000 receiving yards in a season. He capped a brilliant All-Pro rookie season by leading the NFL in yards-per-catch (21.8) and touchdown catches (12). In 1966, he set a club standard for receiving yards (1,232) that stood until 1991 and his 64 receptions that year also represented a team record that stood until 1983. Hayes was a member of Cowboys teams that played in two Super Bowls, helping the franchise to its first World Championship with a win over Miami in Super Bowl VI. One of the greatest sprinters in the history of international track and field, Hayes joined the Cowboys with the title of "World's Fastest Human" after winning the Olympic gold medal in the 100 meters in Tokyo in 1964.


### ★ TONY DORSETT ★




Running back, 1977-87. Tony Dorsett finished his career as the second leading rusher in NFL history and played in five NFC Championship Games, two Super Bowls and four Pro Bowls. After guiding the University of Pittsburgh to the 1976 national title and claiming the Heisman Trophy, Dorsett captured rookie of the year honors in 1977. He also holds the NFL record with a 99-yard touchdown run. Inducted into the Ring of Honor in 1994, Dorsett was also elected to the Pro Football Hall of Fame in 1994.

### ★ CHUCK HOWLEY ★

Linebacker, 1961-73. When Chuck Howley retired in 1973, Tom Landry said "I don't know that I've seen anybody better at linebacker than Howley." A six-time All-Pro, Howley was the most valuable player in Super Bowl V. The Cowboys traded for Howley, who was drafted by Chicago in 1958. He was an All-America center at West Virginia. A six-time Pro Bowl selection, Howley was added to the Ring of Honor in 1977.






## ★ LEE ROY JORDAN ★

Linebacker, 1963-76. The inspirational leader of the Cowboys' first championship teams was Lee Roy Jordan. The Cowboys' first-round draft choice in 1963 following an All-America career at Alabama, Jordan anchored the "Doomsday Defense" from his middle linebacker position for 14 years. He was named to the Pro Bowl five times and All-Pro twice. Jordan was inducted into the Ring of Honor in 1989.

## ★ TOM LANDRY ★

Head Coach, 1960-88. The first head coach of the Cowboys, Tom Landry led Dallas to two Super Bowl wins and five NFC titles in his 29 years at the Cowboys helm. He compiled a career record of 270-178-6, the third most wins in NFL history, and was elected to the Pro Football Hall of Fame in 1990. Landry was inducted into the Ring of Honor in 1993.




## ★ BOB LILLY ★

Defensive tackle, 1961-74. Nicknamed "Mr. Cowboy," Bob Lilly was the franchise's first draft choice in 1961, the first name in the Ring of Honor in 1975 and its first inductee into the Pro Football Hall of Fame in 1980. A seven-time All-Pro, Lilly was named to a club-record 11 Pro Bowls. He was a two-time All-SWC pick and an All-America at Texas Christian University before being drafted by Dallas.

## ★ DON MEREDITH ★

Quarterback, 1960-68. Don Meredith led the Cowboys to their first winning season and their first NFL Championship Game in 1966. Signed by Clint Murchison, Jr. before Dallas was granted its NFL franchise, "Dandy Don" played in two Pro Bowls and was named NFL Player of the Year in 1966. A two-time All-America at SMU, Don's name was added to the Cowboys' Ring of Honor in 1976.









## ★ DON PERKINS ★

Running back, 1961-68. Don Perkins was the first Cowboys player to rush for more than 6,000 yards. A six-time Pro Bowl selection, Perkins finished among the top 10 NFL rushers in each of his eight seasons. He was named NFL Rookie of the Year in 1961 and All-Pro in 1962. Perkins was signed before Dallas was granted its NFL franchise. A three-time All-Skyline pick at New Mexico, he was inducted into the Ring of Honor in 1976.

## ★ MEL RENFRO ★

Defensive back, 1964-77. Mel Renfro was named to the Pro Bowl his first 10 seasons in the NFL. He is the club's all-time interceptor with 52 and kickoff returner with a 26.4-yard career average. Renfro was drafted in the second round in 1964 after a career as an All-America halfback and world class sprinter at Oregon. A five-time All-Pro, Renfro was inducted into the Ring of Honor in 1981. In 1996 Renfro was elected to the Pro Football Hall of Fame.




## ★ ROGER STAUBACH ★

Quarterback, 1969-79. Roger Staubach led the Cowboys to six NFC Championship Games, four Super Bowls and two Super Bowl titles. A great clutch performer, Staubach led Dallas to comeback victories 23 times, 14 in the last two minutes or overtime. A five-time Pro Bowler, he was drafted by Dallas in 1964 after winning the Heisman Trophy and Maxwell Award at the Naval Academy. Inducted into the Ring of Honor in 1983, Roger was elected to the Pro Football Hall of Fame in 1985.

## ★ RANDY WHITE ★

Defensive tackle, 1975-88. A nine-time Pro Bowler during his 14 years with Dallas, Randy White established a club-record with eight straight All-Pro selections. White was co-MVP (with teammate Harvey Martin) in the Cowboys' Super Bowl XII victory over Denver. A consensus All-America defensive end for Maryland in 1974, White won both the Outland Trophy and the Vince Lombardi Awards. Inducted into the Ring of Honor in 1994, Randy was also elected to the Pro Football Hall of Fame in 1994.





## Cowboys in the Hall of Fame

Seven members of the Pro Football Hall of Fame in Canton, Ohio, have been elected based on their accomplishments with the Cowboys—Bob Lilly in 1980, Roger Staubach in 1985, Tom Landry in 1990, Tex Schramm in 1991, Tony Dorsett and Randy White in 1994 and Mel Renfro in 1996.



**Bob Lilly**

Lilly, the first college player ever drafted by the Cowboys, was selected to play in the Pro Bowl 11 times while playing for Dallas from 1961 to 1974. Lilly came to the Cowboys after a collegiate career at Texas Christian University.

Staubach, known as "Captain Comeback" to Dallas fans, quarterbacked the Cowboys to four NFC Championships and victories in Super Bowl VI and XII. Staubach, a native of Cincinnati and a graduate of the U.S. Naval Academy, played for Dallas from 1969 to 1979.



**Roger Staubach**



**Tom Landry**

Tom Landry compiled an overall record of 270-178-6 with two World Championships as the head coach of the Cowboys from 1960 to 1988. Landry helped build the Cowboys into "America's Team" along with Tex Schramm, who served as the team's president and general manager from 1960 to 1989.



**Tex Schramm**



**Tony Dorsett**

Dorsett, the Cowboys second all-time rusher, stands fourth all-time on the NFL's career rushing list with 12,739 yards. Dorsett, the 1976 Heisman Trophy winner from the University of Pittsburgh, played with Dallas from 1977 to 1987.

White, a nine-time Pro Bowler during his 14 year career with Dallas, was co-MVP of Super Bowl XII in the Cowboys 27-10 win over Denver. White joined the Cowboys as a first-round draft choice in 1975 and played for Dallas from 1975 to 1988.



**Randy White**



**Mel Renfro**

Renfro, a Pro Bowler in each of his first 10 seasons in the NFL, is the club's all-time interceptor with 52. He also holds the club record for career kickoff return average at 26.4 yards. Renfro joined the Cowboys as a second-round draft choice in 1964 and played for Dallas from 1964 to 1977.





## Historical Highlights

### 1960

**LANDRY HIRED** – Clint Murchison, Jr., and Bedford Wynne sign N.Y. Giants defensive assistant Tom Landry to a personal services contract on Dec. 27, 1959, with the intention of naming him head coach once they are awarded an expansion franchise by the NFL.

**NFL FRANCHISE** – Clint Murchison, Jr., and Bedford Wynne were awarded an expansion franchise in the NFL at the annual league meeting in Miami Beach, Fla. The Cowboys were to play as a "swing" team, playing every other team one time during the first season, although listed in the Western Conference standings (January 28).

**COWBOYS STOCKED** – A player pool was set up in the league meeting in Los Angeles, with each of 12 NFL teams freezing 25 names on its roster and the Cowboys allowed to pick three from each team for a total of 36 veterans. Dallas, once given the list, had to select its 36 players within 24 hours (March 13).

**TRAINING STARTS** – Rookies report to first Cowboys camp at Pacific University in Forest Grove, Oregon (July 9).

**FIRST PRE-SEASON GAME** – The Cowboys, less than six months in existence, get their first test and drop a 16-10 preseason game to San Francisco in Seattle (August 6).

**FIRST HOME GAME** – In their Dallas debut, in the Salesmanship Club preseason game, the Cowboys led the world champion Baltimore Colts into the final minute before a 62-yard pass from Johnny Unitas to Lenny Moore gave the Colts a 14-10 victory (August 19).

**FIRST VICTORY** – In a preseason game at Louisville, KY, the Cowboys beat the New York's Giants, 14-3, with Frank Clarke catching touchdown passes for 73 yards (Eddie LeBaron) and 74 yards (Don Meredith) (August 27).

**FIRST LEAGUE GAME** – In their first league game, Dallas fell to Pittsburgh, 35-28, with Bobby Layne leading a fourth-period Steelers rally (Sept. 24, Saturday night).

**STREAK SNAPPED** – Dallas snaps a 10-game loss streak by tying New York, 31-31, at Yankee Stadium (Dec. 4).

### 1961

**TRAINING STARTS** – Rookies launch training at new campsite – St. Olaf College in Northfield, Minn. (July 9).

**FIRST LEAGUE WIN** – Scoring 10 points in the final 56 seconds, the Cowboys score their first NFL victory, 27-24, over Pittsburgh in the '61 league opener in the Cotton Bowl. Allen Green's 27-yard field goal on the game's final play won it before 23,500 spectators (Sept. 17).

### 1962

**TRAINING STARTS** – Team begins training at new campsite – Northern Michigan College in Marquette, Mich. (July 13).

**PENALTY HISTORY** – For the first time in anyone's memory in an NFL game, points were awarded for a penalty. The Cowboys were holding in the end zone on a 99-yd. TD pass from LeBaron to Clarke, and Pittsburgh was awarded a safety. The Steelers eventually won, 30-28 (Sept. 23).

**100-YARD FIRSTS** – Cowboys' Amos Marsh returned a kickoff 101 yards and Mike Gaechter returned a pass interception 100 yards, both plays for fourth-quarter TDs in a 41-19 win over Philadelphia in Dallas. It was the first time in NFL history that two 100-yard runs had been made in the same game, much less by the same team in the same quarter (Oct. 14).

### 1963

**SHIFT TO KANSAS CITY** – The rival Dallas Texans of the AFL announce they are moving the franchise to Kansas City (Feb. 8).

**CALIFORNIA TRAINING SITE** – The Cowboys open training at California Lutheran College in Thousand Oaks, Calif. (July 12).

**HOWTON SETS RECORD** – Bill Howton broke Don Hutson's all-time receiving mark with a 14-yard catch at Washington. Hutson's record was 7,991 yards and the catch gave Howton an even 8,000 yards (Sept. 29).

### 1964

**LANDRY CONTRACT** – With one year to go on his original contract, Tom Landry is signed to a 10-year extension, in effect giving him an 11-year pact, possibly the longest in major pro sports history (Feb. 5).

## THE HISTORY



### 1965

**FIRST SELLOUT** – An overflow crowd of 76,251 joins the Cotton Bowl for the Cleveland game, notching the team's first home sellout. Cleveland won, 24-17 (Nov. 21).

### 1966

**PLAYOFF BOWL** – After defeating New York, 38-20, in the season finale (and winning five of their last seven games) to get into the Playoff Bowl at Miami, the Cowboys fall to Baltimore, 35-3 (Jan. 15).

**MERGER** – Peace comes to pro football with Cowboys General Manager Tex Schramm completing two months of negotiations with AFL's Lamar Hunt, merging the two leagues under the NFL banner (June 8).

**SCHRAMM ELEVATED** – Texas E. Schramm, Vice-President and General Manager of the Cowboys from the beginning, was named President of the club by Owner Clint Murchison, Jr., who retained the title of Chairman of the Board.

**NEELY CASE SOLVED** – Dallas and Houston reached agreement in the Ralph Neely case. Neely remained with Dallas with Houston receiving the Cowboys Nos. 1, 2 and two fifth round picks in the 1967 draft (Nov. 17).

**THE CHAMPIONSHIP** – The Cowboys won their first championship, capturing the Eastern Conference title with a 10-3-1 record, but lost the NFL Championship Game to Green Bay, 34-27.

### 1967

**TEXAS STADIUM** – On Dec. 23, Owner Clint Murchison, Jr., formally announced plans to build Texas Stadium in suburban Irving. The stadium, to be financed through a bond-option plan, would be ready for the 1970 season. The stadium would seat a minimum of 58,000.

**SECOND CHAMPIONSHIP** – Under the NFL's new format, the Cowboys easily won the Capitol Division and defeated Cleveland, Century Division winner, 52-14, in the Cotton Bowl for the Eastern conference championship. However, on Dec. 31 in Green Bay, the Cowboys lost their second bid for an NFL title, falling to the Packers, 21-17, in the 13 degree below weather.

### 1968

**WIN CAPITOL** – For the second straight year the Cowboys won the Capitol Division, but for the first time in three years the Cowboys did not win the Eastern Championship, being upset at Cleveland, 31-20, on Dec. 21. Dallas won the Runner-Up Bowl over Minnesota, 17-13.

### 1969

**TEXAS STADIUM** – Ground was broken for Texas Stadium in suburban Irving on January 25, and on June 29 Bert Rose was named general manager of the stadium.

**ORIGINALS RETIRE** – An era ended for the Cowboys in July. On July 5th at a press conference in Dallas, quarterback Don Meredith, the last of the original Cowboys, announced his retirement. Then, on July 18th, the day the veterans were to report to training camp, all-time rushing great Don Perkins officially retired.

**REPEAT CAPITOL WINS** – Once again the Cowboys rolled to the Capitol Division Championship with an 11-2-1 season. However, the Cowboys failed to win the Eastern Championship when on Dec. 28, the Cowboys lost to Cleveland, 38-14, in the Cotton Bowl.

### 1970

**FIVE STRAIGHT PLAYOFFS** – The Cowboys won their last five games to finish 10-4, claim the Eastern Division championship and make the playoffs for the fifth year in a row. They defeated Detroit, 5-0, in the opening round to get a shot at the National Conference championship.

**FIRST NFC TITLE** – The Cowboys captured the biggest prize of their 11-year history on Jan. 3, 1971 when they downed San Francisco, 17-10, for the NFC crown. A 16-13 loss to Baltimore in the Super Bowl Jan. 17 left Dallas with one major goal still unrealized.

### 1971

**TEXAS STADIUM** – The Cowboys opened a new era in their sparkling Irving, Tex., home with a 44-21 victory over the New England Patriots on Oct. 24. Duane Thomas scored the first touchdown in the new stadium, a 56-yard run just two minutes and 16 seconds after the opening kickoff. Attendance was 65,708.

**SIX STRAIGHT PLAYOFFS** – The Cowboys won their last seven games to finish 11-3, claim the Eastern Division championship and make the playoffs for the sixth year in a row. They defeated Minnesota, 20-12, in the opening round.

**SECOND NFC TITLE** – For the second consecutive year, the Cowboys met the San Francisco 49ers in the National Conference showdown. This time Dallas won 14-13, to qualify for its second straight Super Bowl.

**FIRST WORLD CHAMPIONSHIP** – The Cowboys downed the Miami Dolphins, 24-3, to win Super Bowl VI in New Orleans on Jan. 16. It was the 10th victory in a row for Dallas as Roger Staubach passed for two touchdowns and was named the game's Most Valuable Player.





## 1972

**FIRST 1,000-YARD BACK** – Calvin Hill became the first Dallas player to rush for 1,000 yards when he gained 111 on Dec. 9 against the Washington Redskins in Texas Stadium. Hill wound up with 1,036 yards for the season on a record 245 carries.

**SEVEN STRAIGHT PLAYOFFS** – The Cowboys qualified for the NFL playoffs a record seventh consecutive year, their 10-4 record earning them the National Conference Wild Card berth. Roger Staubach passed for two touchdowns in the last 1:30 to give the Cowboys a 30-28 victory at San Francisco in the first round. Then, at Washington on New Year's Eve, Dallas was foiled in its bid for a third straight NFL title with the Redskins win, 16-3.

## 1973

**100 VICTORIES** – The Cowboys and Coach Tom Landry recorded their 100th victory with a 40-3 Texas Stadium win over the New Orleans Saints on Sept. 24. Landry ended the season with a career mark of 108-80-6 to rank ninth on the list of the NFL's all-time winningest coaches.

**EIGHT STRAIGHT PLAYOFFS** – The Cowboys regained the NFC Eastern Division title with a 10-4 record and broke their own NFL record by reaching the playoffs for the eighth year in a row. Dallas defeated the Western Division champion Los Angeles Rams in the first round, 27-16, but fell to Central Division winner Minnesota in the NFC Championship Game, 27-10.

## 1974

**FIRST TOP DRAFT CHOICE** – For the first time in their history, the Cowboys had the very first choice in the NFL Draft. The No. 1 pick came to Dallas from Houston in exchange for Tody Smith and Billy Parks. The Cowboys selected Ed "Too Tall" Jones, a 6-9, 260-pound defensive end from Tennessee State.

**PLAYOFFS MISSED** – The Cowboys' record breaking string of eight straight years in the NFL playoffs was broken when the club's 8-6 record failed to qualify.

## 1975

**LILLY HONORED** – "Mr. Cowboy" was honored on Bob Lilly Day at Texas Stadium at halftime of the Philadelphia game on Nov. 23. It was first such recognition ever given to a Dallas player. Lilly never missed a game in 14 years with the Cowboys, earning All-Pro honors seven times at defensive tackle before retiring prior to the '75 season.

**TEN STRAIGHT WINNING SEASONS** – The Cowboys' 10-4 record earned them the NFC Wild Card berth in the playoffs. The composite record over 10 straight winning seasons was 101-37-2.

**THIRD NFC TITLE** – After shocking Minnesota in the first round, 17-14, on Roger Staubach's 50-yard "Hail Mary" pass to Drew Pearson, the Cowboys traveled to Los Angeles for the NFC showdown. Staubach threw four touchdown passes, three to Preston Pearson, and Dallas won, 37-7. Pittsburgh won Super Bowl X on Jan. 18 in Miami, 21-17.

## 1976

**MEREDITH, PERKINS HONORED** – Former Cowboys greats Don Meredith and Don Perkins joined Bob Lilly in the Ring of Honor at Texas Stadium during halftime ceremonies at the New York Giants game on Nov. 7.

**ELEVEN STRAIGHT WINNING SEASONS** – The Cowboys won the NFC Eastern Division title with their 11-3 record, giving them their 11th straight winning season and 10th playoff berth in that period. A 14-12 first round loss to Los Angeles – the first time Dallas had lost in the first round under the current playoff setup – ended the season.

## 1977

**HOWLEY HONORED** – Former All-Pro linebacker Chuck Howley, a Cowboy from 1961 through 1973, became the fourth member of the Ring of Honor. Howley was honored during ceremonies at halftime of the Detroit Lions game on Oct. 30.

**TWELVE STRAIGHT WINNING SEASONS** – Getting off to an 8-0 start, their best ever, the Cowboys rolled to a 12-2 record, the championship of the NFC East, and their 12th consecutive winning season. They opened their 11th visit to the playoffs in those 12 years with a 37-7 first-round victory over the Chicago Bears at Texas Stadium.

**FOURTH NFC TITLE** – Dallas crushed the Minnesota Vikings at Texas Stadium, 23-6, for National Conference crown No. 4 and the right to meet the Denver Broncos in Super Bowl XII.

**SECOND WORLD CHAMPIONSHIP** – The Cowboys stopped the Denver Broncos, 27-10, to win Super Bowl XII in New Orleans on Jan. 15, 1978. In the process, Dallas tied Minnesota for most Super Bowl appearances (four) and Green Bay, Miami and Pittsburgh for most Super Bowl victories (two). Defensive linemen Harvey Martin and Randy White were named co-MVPs in the game.



## 1978

**THIRTEEN STRAIGHT WINNING SEASONS** – After a mediocre 6-4 start, the Cowboys won six straight games to finish the expanded regular season with a 12-4 record and their 10th division crown. It marked the Cowboys' 13th consecutive winning season and 12th trip to the playoffs in that span. Dallas rallied to beat Atlanta 27-20 in a divisional playoff at Texas Stadium, sending the Cowboys to their seventh NFC championship game in the past nine years.

**FIFTH NFC TITLE** – Dallas shut out the Rams in Los Angeles 28-0 in the National Conference title game to advance to the Super Bowl a record fifth time, including three of the last four. In the first Super Bowl rematch, Pittsburgh edged the Cowboys 35-31 for the NFL championship on Jan. 21 in Miami's Orange Bowl.

## 1979

**TWENTIETH ANNIVERSARY** – The Cowboys celebrated their 20th anniversary season at halftime of the St. Louis Cardinals game at Texas Stadium on Oct. 21. Stars from each of those 20 seasons plus Coach Tom Landry were introduced during the halftime ceremonies.

**FOURTH STRAIGHT NFC EAST TITLE** – The Cowboys won their final three regular season games to finish with an 11-5 record, their 11th division championship, including the past four NFC East titles, and 14th consecutive winning season. The Cowboys made their 13th trip to the playoffs in those 14 years, but were eliminated by Los Angeles 21-19 in a divisional playoff at Texas Stadium.

## 1980

**STAUBACH RETIRES** – At a press conference at Texas Stadium on March 31, quarterback Roger Staubach announced his retirement after 11 record-breaking years with the Cowboys. Staubach held all major Cowboys' passing records and was the all-time leading NFL passer.

**LILLY ENTERS HALL OF FAME** – Bob Lilly, a seven-time All-Pro defensive tackle in his 14-year career with the Cowboys from 1961-74, became the first Cowboys' player to be inducted into the Pro Football Hall of Fame. Enshrined along with Lilly on Aug. 2 at Canton, Ohio, were Herb Adderley, who played for the Cowboys from 1970-71, Jim Otto and Deacon Jones.

**FIFTEEN STRAIGHT WINNING SEASONS** – Behind new starting quarterback Danny White, the Cowboys rolled to their 15th consecutive winning season with a surprising 12-4 record, tied for best in the league with Philadelphia and Atlanta. The Cowboys lost the NFC East title to Philadelphia on a tie-breaker, but entered the playoffs for the 14th time in 15 years, this time as a wild card team. The Cowboys beat Los Angeles 34-13 at Texas Stadium in the NFC Wild Card Game and rallied past the Falcons at Atlanta 30-27 to advance to the NFC Championship Game at Philadelphia. But the Cowboys lost 20-7 in their bid for a sixth Super Bowl appearance.

**LANDRY'S 200TH VICTORY** – Tom Landry joined George Halas and Curly Lambeau as the only coaches with 200 NFL victories when the Cowboys beat Los Angeles 34-13 on Dec. 28 at Texas Stadium in the NFC Wild Card Game, raising Landry's record to 200-119-6, counting regular season and playoff games.

## 1981

**RENFRO HONORED** – Former All-Pro defensive back Mel Renfro, the Cowboys' all-time leading pass interceptor, became the fifth member of the Cowboys' Ring of Honor. Renfro, who played for Dallas from 1964 through 1977, was honored during halftime ceremonies of the Cowboys-Miami Dolphins game at Texas Stadium on Oct. 25.

**TWELFTH DIVISION CHAMPIONSHIP** – The Cowboys regained the NFC Eastern Division Championship, their 12th division title since 1966, with a 12-4 record and tied Oakland's NFL mark of 16 consecutive winning seasons. Entering the playoffs for the 15th time in that span, the Cowboys advanced to the NFC Championship Game for the ninth time in 12 years by routing Tampa Bay 38-0 at Texas Stadium. But for the second year in a row Dallas lost the conference title game. San Francisco scored a last-minute touchdown at Candlestick Park to edge the Cowboys 28-27 for a berth in Super Bowl XVI.

## 1982

**200TH REGULAR-SEASON VICTORY** – The Cowboys beat Washington 24-10 at RFK Stadium on Dec. 5 for the club's and Coach Tom Landry's 200th regular season victory.

**SEVENTEEN STRAIGHT WINNING SEASONS** – The Cowboys finished the strike-shortened regular season 6-3 to establish an NFL record of 17 consecutive winning seasons. Entering the playoffs for a record-tying eighth straight year and for the 16th time in 17 years, the Cowboys beat Tampa Bay 30-17 and Green Bay 37-26, both at Texas Stadium, to advance to the NFC Championship Game for the third year in a row. But again the Cowboys come up short, losing 31-17 at Washington.





## 1983

**STAUBACH HONORED** – Former quarterback Roger Staubach, who led the Cowboys to four Super Bowls, became the sixth member of the Ring of Honor during halftime ceremonies of the Cowboys-Tampa Bay game on Oct. 9.

**NEW HEADQUARTERS** – Ground was broken on Nov. 29 for the Cowboys' new headquarters and training facility at The Valley Ranch in northwest Dallas County.

**EIGHTEEN STRAIGHT WINNING SEASONS** – The Cowboys extended their NFL record to 18 consecutive winning seasons with a 12-4 finish. The club also set a league record with its ninth straight playoff appearance, qualifying as a wild card entry. The L.A. Rams eliminated Dallas from the playoffs, however, with a 24-17 upset victory at Texas Stadium in the NFC Wild Card Game on Dec. 26.

## 1984

**SILVER SEASON** – The Cowboys kicked off their 25th anniversary with a news conference at Texas Stadium on Jan. 27. President Tex Schramm announced the Cowboys would celebrate their 25th anniversary during 1984 under the theme "Silver Season."

**OWNERSHIP CHANGES HANDS** – The sale of the Cowboys from the Murchison family to an 11-member limited partnership headed by Dallas businessman H.R. "Bum" Bright was approved by NFL owners on March 19 at the league's annual meeting in Honolulu. The sale was completed on May 18.

**NINETEEN STRAIGHT WINNING SEASONS** – The Cowboys defeated the Eagles 26-10 in Philadelphia to extend their NFL record to 19 consecutive winning seasons. The Cowboys finished 9-7 and missed the playoffs for the first time in 10 years and only the second time in 19 years.

## 1985

**STAUBACH ENTERS HALL OF FAME** – Roger Staubach, the master of the comeback victory during his 11-year career as a Cowboys quarterback, was inducted into the Pro Football Hall of Fame in his first year of eligibility. Enshrined with Staubach on Aug. 3 at Canton, Ohio, were Pete Rozelle, Joe Namath, O.J. Simpson and Frank Gatski. Staubach joined Bob Lilly as the only players who spent their entire career with the Cowboys to be elected to the Hall of Fame.

**TEXAS STADIUM IMPROVEMENTS** – Texas Stadium unveiled a new look when the Cowboys opened their preseason schedule against Green Bay on Aug. 10. The stadium became the first to have two DiamondVision color scoreboards, and the addition of 118 Crown Suites gave Texas Stadium more private suites, 296, than any stadium in the nation.

**COWBOYS RANCH OPENS** – Cowboys players and coaches reported on Aug. 27 to the team's new headquarters and training facility at Cowboys Center in Valley Ranch.

**DORSETT PASSES 10,000 YARDS** – On a 19-yard sweep around left end, Tony Dorsett, became the sixth player in NFL history to rush for 10,000 yards. Dorsett's feat highlighted a 27-13 victory over Pittsburgh at Texas Stadium on Oct. 13.

**THIRTEENTH DIVISION CHAMPIONSHIP** – The Cowboys edged the New York Giants 28-21 on Dec. 15 at Texas Stadium to capture the NFC Eastern Division championship for the first time since 1981. Picked in most season previews to finish third or fourth in the division, the Cowboys rallied for their NFL record 20th consecutive winning season, a 13th division title in 20 years and a playoff berth for the 18th time in that span. But in their NFL record 36th playoff game appearance, the Cowboys fell 20-0 to the Los Angeles Rams in Anaheim Stadium on Jan. 4.

## 1986

**COWBOYS GO TO LONDON** – The Cowboys began preparations for their first trip to a foreign country when the NFL announced on March 12 that the Cowboys would play the Super Bowl champion Chicago Bears in a preseason game at London's Wembley Stadium on Aug. 3.

**100TH WIN AT TEXAS STADIUM** – Dallas defeated St. Louis 37-6 for the club's 100th victory at Texas Stadium. Since the facility opened in 1971 the Cowboys have compiled a 100-25 (.800) record.

**STREAK BROKEN** – The Cowboys' streak of 20 consecutive winning seasons from 1966 through 1985, third longest in professional sports history, came to an end when the club finished with a 7-9 record after losing seven of its last eight games. Only baseball's New York Yankees (39 straight winning seasons, 1926-64) and hockey's Montreal Canadiens (32 from 1951-52 through 1982-83) surpassed the Cowboys' accomplishments.

## 1987

**FOUNDER DIES** – Cowboys founder Clint Murchison, Jr., died March 30 after a long illness. Murchison, 63, who owned the club until 1984, acquired the expansion Dallas franchise in the NFL in 1960. He hired Tex Schramm as general manager, gave Tom Landry a 10-year contract when his coaching career was in doubt in 1964 and was instrumental in the building of Texas Stadium.

## THE HISTORY



**DORSETT GETS 12,000 YARDS** – Tony Dorsett became the fourth rusher in NFL history to gain more than 12,000 yards when he registered 52 yards against the Rams on Dec. 21 for a career total of 12,036. The only runners ahead of Dorsett were Walter Payton, Jim Brown and Franco Harris.

### 1988

**LANDRY TIES LAMBEAU** – Dallas opened the 1988 season against Pittsburgh on Sept. 12 and Tom Landry tied an NFL record held by Curly Lambeau by coaching in his 29th consecutive season with the same team. Lambeau led the Green Bay Packers from 1921-49.

### 1989

**JONES ACQUIRES COWBOYS, NAMED JOHNSON COACH** – Jerry Jones reached an agreement to purchase the Cowboys from Bum Bright on Feb. 25 and announced that University of Miami Coach Jimmy Johnson would replace Tom Landry.

**SALE APPROVED, SCHRAMM RESIGNS** – The sale of the Cowboys to Jerry Jones was unanimously approved by NFL owners on April 18 at a special meeting in New York. At the same meeting, Tex Schramm was named president of the new World League of American Football. He announced his resignation as president and general manager of the Cowboys after 29 years with the club.

**AIKMAN SIGNED** – The Cowboys, holding the No. 1 pick in the NFL Draft for only the second time in their history, announced the signing of quarterback Troy Aikman to a six-year contract on April 20.

**JORDAN HONORED** – Former All-Pro linebacker Lee Roy Jordan, a Cowboy from 1963-76, became the seventh member of the Ring of Honor. Jordan was honored during ceremonies at halftime of the Phoenix Cardinals game on Oct. 29.

### 1990

**AUSTIN TRAINING CAMP** – Beginning on July 18, nearly 100,000 fans visit the Cowboys' first ever in-state training camp at St. Edward's University in Austin, Tex.

**LANDRY ENTERS HALL OF FAME** – Tom Landry, who led the Cowboys to five Super Bowls and 20 consecutive winning seasons as the Cowboys head coach from 1960-88, was inducted into the Pro Football Hall of Fame in his first year of eligibility. Enshrined on Aug. 4 at Canton, Ohio, Landry joined former Dallas players Bob Lilly and Roger Staubach as the only Hall of Fame members who built their achievements with the Cowboys.

**SMITH ROOKIE OF THE YEAR, JOHNSON COACH OF THE YEAR** – Following a dramatic turn-around season where the team posted a 7-9 record and missed the playoffs by one game, Jimmy Johnson was named the NFL Coach of the Year by the Associated Press. Running back Emmitt Smith, who led all NFL rookie running backs in rushing yardage and touchdowns, was named the A.P.'s NFC Offensive Rookie of the Year.

### 1991

**RECORD DRAFT HAUL INCLUDES MARYLAND AS NO. 1 OVERALL PICK** – After a pre-draft trade with the New England Patriots, the Cowboys used the No. 1 overall selection in the NFL Draft for only the third time in franchise history. Dallas chose Outland Trophy winner Russell Maryland (DT) with the top pick. The Cowboys went on to acquire 16 more choices, setting a club record for most selections in a 12-round draft with 17 overall.

**SCHRAMM ENTERS HALL OF FAME** – One of the NFL's true innovators, and the guiding force behind the development of America's Team, Tex Schramm was inducted into the Pro Football Hall of Fame on July 27, 1991. Schramm, who served as the President and General Manager of the Dallas Cowboys from the team's inception in 1960 until his retirement in 1989, joined Staubach, Lilly and Landry with his enshrinement in Canton, Ohio.

**RETURN TO THE PLAYOFFS** – After winning the final five games of the season, Dallas finished with an 11-5 record – the team's best mark since the 1983 season. The initial spark to the winning streak was a 24-21 win over the eventual World Champion Washington Redskins on Nov. 24. The win, at Washington's RFK Stadium, ended the Redskins' bid for a perfect regular season after 11 straight wins. Dallas finished second in the NFC East and qualified as the NFC's No. 2 Wild Card Playoff entry, marking the club's first postseason trip since 1985. Dallas traveled to Chicago and defeated the Bears 17-13 in the opening round Wild Card Game before dropping a 38-6 decision at Detroit the following week.

**SMITH AND IRVIN LEAD NFL** – Emmitt Smith and Michael Irvin became the first two players from the same team to lead the NFL in rushing yardage and receiving yardage in the same season. Smith had 1,563 yards rushing, while Irvin set single-season club records for receptions (93) and receiving yardage (1,523). Both players were named to the NFC Pro Bowl squad along with tight end Jay Novacek and quarterback Troy Aikman. The Cowboys sent four offensive players to the Pro Bowl for the first time since 1979, and Irvin was named the MVP of the Pro Bowl Game.





## 1992

**JONES NAMED TO COMPETITION COMMITTEE** – On May 1, Jerry Jones, was appointed to the NFL's Competition Committee by Commissioner Paul Tagliabue. Jones became the first owner to serve on the prestigious committee since the death of Cincinnati's Paul Brown.

**FOURTEENTH DIVISION CHAMPIONSHIP** – Before a national television audience on ABC's Monday Night Football, the Cowboys defeated the Atlanta Falcons (41-17) at the Georgia Dome to claim the NFC Eastern Division Championship. The victory marked the Cowboys' first divisional title since 1985.

**RECORD NUMBER OF OFFENSIVE PRO BOWL SELECTIONS** – Six players from the Cowboys offense were selected to play in the Pro Bowl: RB Emmitt Smith, TE Jay Novacek, QB Troy Aikman, WR Michael Irvin, G Nate Newton and C Mark Stepnoski. The six players establish a Dallas Cowboys' record for most offensive players selected to the Pro Bowl.

**CLUB RECORD FOR VICTORIES/SMITH EARNS SECOND RUSHING TITLE** – On Dec. 27, Dallas defeated Chicago by a 17-14 score at Texas Stadium. The victory was the 13th of the year for Dallas, establishing a new club record for victories in a season. Emmitt Smith finished the season with 1,713 rushing yards, enabling Smith to become the first player to win back-to-back NFL rushing titles since Eric Dickerson (1983-84).

**ROAD ATTENDANCE RECORD SET** – The Cowboys set a new team record for road attendance by averaging 72,523 fans-per-road game in 1992. The team also played before a sold-out stadium in all 16 regular season games for the first time since the 1981 season.

**SIXTH NFC TITLE** – On January 17, 1993, the Cowboys defeated the San Francisco 49ers by a 30-20 score at Candlestick Park. The victory sends Dallas to Super Bowl XXVII in Pasadena, marking the Cowboys first NFC title, and Super Bowl trip, since 1978.

**THIRD WORLD CHAMPIONSHIP** – While making an NFL record sixth Super Bowl appearance, the Cowboys defeated Buffalo 52-17 in Super Bowl XXVII at the Rose Bowl in Pasadena on Jan. 31, 1993. The victory enabled the Cowboys to become the only franchise in NFL history to win more than one Super Bowl under two different ownerships. The Super Bowl crowd of 98,374 was the largest crowd to ever witness a Dallas Cowboys game. The game was also witnessed by 133.4 million television viewers, making Super Bowl XXVII the most watched event in television history.

## 1993

**WHITE HOUSE VISIT** – The Super Bowl Champion Dallas Cowboys became the first athletic team to visit the White House under the Clinton administration. The Cowboys team visit to the White House was the first in club history. (March 5).

**LANDRY HONORED** – Former Head Coach Tom Landry, who led Dallas to two Super Bowl wins and five NFC titles in his 29 years at the Cowboys helm, became the eighth member of the Ring of Honor during halftime ceremonies of the Cowboys-New York Giants game on Nov. 7.

**RECORD NUMBER OF PRO BOWL SELECTIONS** – An NFC-record 11 Dallas players were selected to the Pro Bowl, including a club-record eight offensive selections (seven Pro Bowl starters).

**FIFTEENTH DIVISION CHAMPIONSHIP** – In the final game of the regular season, the Cowboys defeat the New York Giants 16-13 in overtime at Giants Stadium to claim their 15th division crown and their second consecutive NFC East title (Jan. 2).

**SMITH EARNS THIRD RUSHING TITLE** – Emmitt Smith finishes the season with 1,486 yards to earn his third straight NFL rushing crown. He becomes just the fourth man in NFL history to win three consecutive rushing titles.

**SEVENTH NFC TITLE** – Dallas defeats San Francisco 38-21 in the NFC Championship Game at Texas Stadium. The victory gives the Cowboys an NFL-record seventh conference championship in the first conference title game to be played at Texas Stadium since Jan. 1, 1978 (a 23-6 win over Minnesota).

**FOURTH WORLD CHAMPIONSHIP** – Dallas becomes one of just three NFL teams to win four Super Bowls by defeating Buffalo (30-13) in Super Bowl XXVIII. The game, played at the Georgia Dome in Atlanta, featured two rushing touchdowns by Super Bowl MVP Emmitt Smith. Dallas raised its NFL record number of Super Bowl appearances to seven (one fourth of all the Super Bowl games played).

## 1994

**SWITZER NAMED HEAD COACH** – Barry Switzer is named the new head coach of the Dallas Cowboys – and the third head coach in team history – on March 30. Switzer replaces Jimmy Johnson, who stepped down as the Cowboys' head coach the previous day.

**DORSETT AND WHITE ENTER HALL OF FAME** – Tony Dorsett, the Cowboys all-time leading rusher in his 11-year career with the Cowboys from 1977-87, and Randy White, a nine-time Pro Bowl defensive tackle in his 14-year career with the Cowboys from 1975-78, are both inducted into the Pro Football Hall of Fame in their first year of eligibility. Enshrined on July 30 at Canton, Ohio, both men join former Dallas players Bob Lilly and Roger Staubach as well as Tom Landry and Tex Schramm in the Hall of Fame.

## THE HISTORY



**NFL RECORD CROWD IN MEXICO CITY** – The Cowboys travel to Mexico City to play the Houston Oilers in a preseason game in front of 112,376 fans, the largest crowd to ever witness an NFL game (Aug. 15).

**DORSETT AND WHITE HONORED** – Former All-Pro, running back Tony Dorsett and defensive tackle Randy White, became the ninth and tenth members of the Ring of Honor. They were honored during ceremonies at halftime of the Arizona Cardinals game on Oct. 9.

**SIXTEENTH DIVISION CHAMPIONSHIP** – The Cowboys clinched the NFC Eastern Division Crown in the first week of December with a 31-19 victory over the Eagles in Philadelphia (Dec. 4).

**RECORD NUMBER OF PRO BOWL SELECTIONS – AGAIN** – For the second straight year, the Cowboys send 11 players to the Pro Bowl, tying the NFC record that Dallas established in 1993.

**NFL RECORD FOR TITLE GAME APPEARANCES** – While making an NFL record 13th NFC Championship Game appearance, the Cowboys become the only team in NFL history to advance to at least two championship games in every decade of the team's existence. Dallas fell short of its third straight Super Bowl with a 38-28 loss to the San Francisco 49ers at Candlestick Park on Jan. 15, 1995.

### 1995

**SEVENTEENTH DIVISION CHAMPIONSHIP** – On Dec. 24, Dallas wrapped up its fourth straight NFC Eastern Division title – a feat that no other NFC East team has accomplished other than the Cowboys teams from 1976 to 1979.

**SMITH WINS FOURTH RUSHING CROWN** – Emmitt Smith closes the season with a team-record 1,773 rushing yards and an NFL record 25 touchdowns. Smith led the NFL in rushing for the fourth time in five years, becoming just the second player in NFL history to win at least four rushing titles.

**TEN PRO BOWLERS SELECTED** – Ten Cowboys are selected to the NFC Pro Bowl squad. Since 1993, Dallas has earned 32 Pro Bowl selections – the most ever by one team over a three year period of time.

**EIGHTH NFC TITLE** – The Cowboys win an NFL record eighth conference championship game by defeating the Green Bay Packers 38-27 at Texas Stadium on Jan. 14, 1996. The victory marked the Cowboys third NFC title in four years.

**THREE SUPER BOWL TITLES IN FOUR YEARS** – Dallas becomes the first team in NFL history to win three Super Bowls in a four year period by defeating the Pittsburgh Steelers 27-17 in Super Bowl XXX at Sun Devil Stadium in Tempe, AZ. The game, played on Jan. 28, 1996, is witnessed by 138.4 million television viewers, making Super Bowl XXX the most watched event in television history. The victory enables Dallas to earn its fifth Super Bowl title – joining the San Francisco 49ers as the only NFL franchises to win five Super Bowls. The Cowboys have now appeared in an NFL record eight Super Bowls – three more than any other team.

### 1996

**SMITH PASSES 10,000 YARDS** – On a six-yard dash up the middle against Washington on Thanksgiving Day, Emmitt Smith became the 12th player in NFL history to rush for 10,000 yards. Smith's feat highlighted a 21-10 win over the Redskins at Texas Stadium on Nov. 28.

**NINE PRO BOWLERS SELECTED** – A NFL-high nine players are selected to the NFC Pro Bowl squad, the fourth straight year Dallas has led the NFL in Pro Bowl selections. Over the past four seasons, Dallas has sent 41 players to Hawaii, the most ever in the NFL in a four-year period. The next highest total was posted by the 1971-74 Miami Dolphins with 38.

**EIGHTEENTH DIVISION CHAMPIONSHIP** – On Dec. 15, Dallas wrapped up its fifth straight NFC Eastern Division title – a feat never before achieved in the NFC East – and the eighteenth division title in team history with a 12-6 win over New England at Texas Stadium. The Carolina Panthers eliminated the Cowboys from the playoffs in a divisional playoff loss at Carolina.

### 1997

**IRVIN TOPS 10,000 YARDS** – On a 14-yard touchdown reception at Washington on Oct. 13, Michael Irvin became the 14th player in NFL history to record over 10,000 yards receiving.

**PLAYOFF STREAK SNAPPED** – The Cowboys close the 1997 season with a 6-10 record, marking the team's first non-playoff season since 1990.

### 1998

**GAILEY NAMED HEAD COACH** – Jerry Jones named Chan Gailey as the fourth head coach in the history of the Dallas Cowboys franchise on Feb. 12. Gailey, who had previously served as the Pittsburgh Steelers offensive coordinator, replaced Barry Switzer, who resigned from his position on January 9th.

**TRAINING CAMP OPENS IN WICHITA FALLS** – The Cowboys open training camp at Midwestern State University in Wichita Falls, Texas on July 15. Attendance figures for the four-week camp exceed 100,000.





**SANDERS SETS RETURN MARK** – On Sept. 21, Deion Sanders returned a punt 59 yards for a touchdown in the first half at the New York Giants and then ran back an interception 71 yards for a score in the fourth quarter. It was the first time in club history that one player had scored two touchdowns on returns of any kind in the same game.

**SMITH BECOMES CLUB'S ALL-TIME RUSHER** – With 163 yards on 29 carries in a 16-6 win over the New York Giants on Nov. 8, Emmitt Smith becomes the Dallas Cowboys all-time leading rusher. Smith's performance pushes him past Tony Dorsett (12,036) and into the Cowboys top spot.

**NINETEENTH DIVISION CHAMPIONSHIP** – After a one-year absence from postseason play, the Cowboys clinch their sixth NFC Eastern Division title in the last seven years with a 13-9 win over Philadelphia at Texas Stadium on Dec. 20. The 1998 division crown is the 19th division championship (15th NFC East title) in the club's 39-year history.

**SMITH BECOMES NFL'S ALL-TIME RUSHING TOUCHDOWN LEADER** – After scoring a first-half touchdown on a one-yard run against the Redskins at Texas Stadium, Emmitt Smith becomes the NFL's all-time leader in rushing touchdowns, moving ahead of Marcus Allen (123). Smith later added a 26-yard TD run to bring his record total to 125 rushing touchdowns by season's end.

**COWBOYS POST 10 WINS AND SWEEP NFC EAST** – The Cowboys closed the year with a 23-7 victory over Washington and a 10-6 record, marking the 23rd season in which Dallas recorded at least 10 wins – a NFL record. The win over the Redskins also enabled Dallas to become the first team in the history of the NFC East to post an 8-0 record in division play.

**COWBOYS EXTEND NFL-RECORD WITH 25TH PLAYOFF APPEARANCE** – The Cowboys extended their NFL record for postseason appearances to 25 with a 20-7 loss to Arizona in a NFC Wild Card Playoff Game at Texas Stadium on Jan. 2, 1999.

## 1999

**COWBOYS COMEBACK** – The Cowboys overcome a 21 point fourth quarter deficit and pull out an overtime win over the Washington Redskins in the season opener on Sept. 12. After the team scored 21 points in the fourth quarter to tie the game – tying the largest deficit overcome to win a game – Troy Aikman connected with Raghieb Ismail on a 76-yard bomb in overtime to provide the final margin of victory.

**IRVIN RECORDS FINAL CATCH** – On Oct. 10 at Veterans Stadium in Philadelphia, wide receiver Michael Irvin went across the middle and hauled in an eight-yard reception for the 750th catch of his career. The catch would be the last of his career as he suffered neck and back injuries on the play and was never able to return to the playing field. Irvin finished his career tied for 10th on the NFL's all-time reception list and was ninth all-time in receiving yards.

**SELLOUT STREAK ENDS** – The Dallas Cowboys NFL-record of consecutive games in front of sold out stadiums comes to an end on Dec. 24, 1999 in a Christmas Eve game against the New Orleans Saints in the Louisiana Superdome. The streak, which included home and away games, came to a halt after 160 games. It began on December 23, 1990 at Philadelphia's Veterans Stadium and included 79 straight sell-outs at Texas Stadium (including playoffs) and 81 straight sell-outs on the road (including playoffs).

**AIKMAN NFL'S WINNINGEST QUARTERBACK** – With eight wins in 1999, Troy Aikman became the winningest starting quarterback of any decade in NFL history with 90 wins in the 1990s. He broke the mark of 86 wins set by Joe Montana in the 1980s.

**TEAM OF THE 90'S** – The Cowboys close the century as the NFL's most successful team in the decade of the 1990s. From 1990 to 1999, Dallas qualified for the playoffs eight times, won six division titles, made four trips to the conference championship game and won three Super Bowls.

**SMITH BECOMES NFL'S ALL-TIME LEADING POSTSEASON RUSHER** – Emmitt Smith ran for 99 yards in a 27-10 loss at Minnesota in an NFC Wild Card Playoff Game on Jan. 9, 1999. The total gave Smith the NFL record with 1,586 career postseason rushing yards, moving him past Franco Harris (1,556).

## 2000

**CAMPO NAMED HEAD COACH** – Jerry Jones named Cowboys defensive coordinator Dave Campo as the fifth head coach in franchise history on Jan. 26. Campo spent the previous 11 seasons as an assistant coach in Dallas and was the defensive coordinator for the 1995 team that won Super Bowl XXX. He replaced Chan Gailey, who was fired on Jan. 11.

**SMITH ECLIPSES 15,000 YARDS** – With 150 yards rushing against Washington on Dec. 10, running back Emmitt Smith became just the third player in NFL history to rush for over 15,000 career yards, joining Walter Payton and Barry Sanders. Smith's effort also pushed him past the 1,000-yard mark for the season, marking the 10th consecutive season he has done so. Barry Sanders is the only other player to have accomplished this feat.

## 2001

**AIKMAN RETIRES** – At a press conference at Texas Stadium on April 9, quarterback Troy Aikman announced his retirement after 12 seasons with the Cowboys. Aikman departed holding or tied for 47 separate club passing records.



## Cowboys Attendance Records

The Cowboys played in the Cotton Bowl (capacity 72,132 in 1970) from 1960 until Texas Stadium was opened on Oct. 24, 1971 against New England. In 1985 seats were removed from Texas Stadium to make room for 118 Crown Suites.

## TOTAL ATTENDANCE

Year	Home Games (No.)	Avg.	Percent Change	Road Games (No.)	Pre-Season Games (No.)	Post-Season Games (No.)	Grand Total
1960—	128,500 (6)	21,417	—	214,820 (6)	120,284 (6)	—	463,604
1961—	172,000 (7)	24,571	+33.9%	251,443 (7)	97,584 (7)	—	521,027
1962—	152,446 (7)	21,778	-11.4%	278,807 (7)	178,683 (5)	—	609,936
1963—	188,727 (7)	26,961	+23.8%	280,062 (7)	214,290 (5)	—	683,079
1964—	268,661 (7)	38,380	+42.3%	356,339 (7)	207,751 (5)	—	832,751
1965—	388,912 (7)	55,559	+44.8%	366,390 (7)	199,395 (5)	65,569 (1)	1,020,266
1966—	473,373 (7)	67,625	+21.7%	408,899 (7)	238,186 (5)	75,504 (1)	1,195,952
1967—	460,476 (7)	65,782	-2.7%	402,843 (7)	278,511 (5)	121,647 (2)	1,263,477
1968—	470,110 (7)	67,158	+2.1%	401,626 (7)	300,909 (6)	104,458 (2)	1,277,103
1969—	443,352 (7)	63,336	-5.7%	434,477 (7)	384,095 (6)	100,472 (2)	1,362,396
1970—	411,531 (7)	58,790	-7.2%	398,377 (7)	347,327 (6)	212,847 (3)	1,370,082
1971—	466,220 (7)	66,603	+13.3%	416,043 (7)	375,250 (6)	195,716 (3)	1,454,229
1972—	446,990 (7)	63,856	-4.1%	391,852 (7)	474,273 (7)	114,343 (2)	1,427,458
1973—	433,030 (7)	61,861	-3.1%	423,177 (7)	355,994 (6)	128,815 (2)	1,341,016
1974—	373,435 (7)	53,348	-13.8%	378,233 (7)	284,620 (6)	—	1,036,288
1975—	402,294 (7)	57,471	+7.7%	404,073 (7)	273,567 (6)	211,095 (3)	1,291,029
1976—	412,698 (7)	58,957	+2.6%	414,867 (7)	320,564 (6)	62,436 (1)	1,210,565
1977—	432,885 (7)	61,840	+5.0%	398,486 (7)	329,549 (6)	201,288 (3)	1,362,208
1978—	498,865 (8)	62,358	+0.9%	484,905 (8)	260,344 (4)	206,464 (3)	1,450,578
1979—	508,965 (8)	63,621	+0.2%	488,432 (8)	268,989 (5)	64,792 (1)	1,331,178
1980—	477,378 (8)	59,672	-6.2%	492,828 (8)	244,612 (4)	195,251 (3)	1,410,069
1981—	511,541 (8)	63,943	+7.2%	502,392 (8)	243,849 (4)	125,373 (2)	1,383,155
1982—	269,981 (5)	53,996	-15.6%	217,153 (4)	208,057 (4)	283,250 (3)	879,250
1983—	505,793 (8)	63,224	+17.1%	481,230 (8)	217,621 (4)	43,521 (1)	1,248,165
1984—	479,733 (8)	59,967	-5.2%	523,951 (8)	203,646 (4)	—	1,207,330
1985—	478,958 (8)	59,870	-0.2%	489,913 (8)	193,795 (4)	66,351 (1)	1,229,017
1986—	469,806 (8)	58,726	-1.9%	518,627 (8)	299,134 (5)	—	1,287,567
1987—	344,406 (7)	49,201	-16.2%	416,141 (8)	199,327 (4)	—	959,874
1988—	393,129 (8)	49,141	-0.1%	528,529 (8)	177,080 (4)	—	1,098,738
1989—	418,346 (8)	52,293	+6.4%	490,586 (8)	215,219 (4)	—	1,124,151
1990—	475,432 (8)	59,429	+13.7%	483,944 (8)	173,716 (4)	—	1,133,092
1991—	501,901 (8)	62,738	+5.6%	537,101 (8)	219,022 (4)	140,884 (2)	1,396,908
1992—	506,758 (8)	63,345	+1.0%	580,181 (8)	284,898 (5)	227,015 (3)	1,598,852
1993—	510,068 (8)	63,759	+0.7%	533,380 (8)	283,409 (5)	202,509 (3)	1,529,366
1994—	516,628 (8)	64,579	+1.3%	512,896 (8)	354,574 (5)	133,870 (2)	1,517,968
1995—	518,167 (8)	64,771	+0.3%	518,468 (8)	305,545 (5)	205,853 (3)	1,548,033
1996—	513,794 (8)	64,224	-0.8%	556,875 (8)	264,937 (5)	137,490 (2)	1,473,096
1997—	511,767 (8)	63,971	-0.4%	541,187 (8)	240,871 (4)	—	1,293,825
1998—	510,438 (8)	63,805	-0.3%	564,224 (8)	354,816 (5)	62,969 (1)	1,492,447
1999—	513,295 (8)	64,162	+0.6%	523,375 (8)	232,646 (5)	64,056 (1)	1,333,372
2000—	504,360 (8)	63,045	-1.7%	571,110 (8)	289,340 (5)	—	1,364,810
Total—	17,465,149(305)	57,263	—	18,178,232(305)	10,716,279(204)	3,655,647(53)	50,015,307

## LARGEST CROWDS

## HOME

## Regular Season

80,259 vs. Cleveland, Nov. 24, 1966

79,965 vs. St. Louis, Dec. 4, 1966

\*66,689 vs. N.Y. Jets, Dec. 4, 1971

†65,180 vs. San Francisco, Nov. 12, 1995

## Postseason

75,504 vs. Green Bay, Jan. 1, 1967

\*66,311 vs. San Francisco, Jan. 2, 1972

†65,135 vs. Green Bay, Jan. 14, 1996

## Preseason

78,807 vs. Green Bay, Aug. 28, 1967

\*65,405 vs. Houston, Aug. 5, 1972

†63,923 vs. Denver, Aug. 21, 1994

\*Texas Stadium record

†Texas Stadium record after 1985 improvements

## AWAY

## Regular Season

91,505 @ L.A. Raiders, Oct. 25, 1992

84,850 @ Cleveland, Nov. 2, 1969

84,431 @ Washington, Sept. 18, 2000

## Postseason

84,483 @ L.A. Rams, Jan. 4, 1976

87,381 @ L.A. Rams, Aug. 8, 1969

## NEUTRAL

## Postseason

98,374 vs. Buffalo @ Pasadena, Jan. 31, 1993

## Preseason

112,376 vs. Houston @ Mexico City, Aug. 15, 1994

106,424 vs. N. Eng. @ Mexico City, Aug. 17, 1998

## SMALLEST CROWDS

## HOME

†10,000 — vs. San Francisco, Nov. 20, 1960

12,692 — vs. Chicago, Nov. 18, 1962

## AWAY

4,954 — vs. Minnesota, Aug. 5, 1961 in Sioux Falls, S.D.

12,370 — @ N.Y. Jets, Oct. 4, 1987

†Estimated; no turnstiles in Cotton Bowl in 1960 and 1961

## SELLOUT STREAKS

**Longest home sellout streak** — 88 straight games (began 9/9/91 vs. Washington, still active) regular season and playoffs

**Last home non-sellout** (regular season and playoffs) — 12/16/90 vs. Phoenix (88 straight)

**Longest road sellout streak** — 81 straight games (began 12/23/90 @ Philadelphia, ended 12/24/99 @ New Orleans) regular season and playoffs

**Last road non-sellout** (regular season and playoffs) — 9/10/00 @ Arizona (7 straight)

**Longest sellout streak** (home and away — regular season and playoffs) — 160 straight games (began 12/16/90 vs. Phoenix, ended 12/24/99 @ New Orleans)

**Last non-sellout** (regular season and playoffs) — 9/10/00 @ Arizona (14 straight)





# Consecutive Winning Seasons

## LONGEST WINNING STREAKS OF ALL-TIME

1. New York Yankees (1926-1964).....	39
2. Montreal Canadiens (1951/52-1982/83).....	32
3. Boston Bruins (1967/68-1995/96).....	29
4. DALLAS COWBOYS (1966-1985).....	20
5. Baltimore Orioles (1968-1985).....	18
6. Chicago White Sox (1951-1967).....	17
7. Chicago Black Hawks (1960/61-1975/76).....	16
Los Angeles Raiders (1965-1980).....	16
Boston Red Sox (1967-1982).....	16
Philadelphia Flyers (1972/73-1987/88).....	16
Los Angeles Lakers (1976/77-1991/92).....	16
San Francisco 49ers (1983-1998).....	16
Utah Jazz (1985/86-current).....	16

## THANKSGIVING DAY RECORD

(21-11-1)

1966 W Cleveland 26-14	1984 W New England 20-17
1967 W St. Louis 46-21	1985 W St. Louis 35-17
1968 W Washington 29-20	1986 L Seattle 31-14
1969 T San Francisco 24-24	1987 L Minnesota 44-38 (OT)
1970 W Green Bay 16-3	1988 L Houston 25-17
1971 W Los Angeles 28-21	1989 L Philadelphia 27-0
1972 L San Francisco 31-10	1990 W Washington 27-17
1973 L Miami 14-7	1991 W Pittsburgh 20-10
1974 W Washington 24-23	1992 W N.Y. Giants 30-3
1975 DNP	1993 L Miami 14-16
1976 W St. Louis 19-14	1994 W Green Bay 42-31
1977 DNP	1995 W Kansas City 24-12
1978 W Washington 37-10	1996 W Washington 21-10
1979 L Houston 30-24	1997 L Tennessee 14-27
1980 W Seattle 51-7	1998 L Minnesota 46-36
1981 W Chicago 10-9	1999 W Miami, 20-0
1982 W Cleveland 31-14	2000 L Minnesota, 15-27
1983 W St. Louis 35-17	

## COWBOYS' WON-LOST RECORD

(Regular Season)

Vs. AFC - 65-43	On Thanksgiving Day - 21-11-1
On Monday Night Football - 35-28*	Game After Thanksgiving - 22-11
Week After MNF - 28-26+	On Thursdays - 0-1
On Sunday Night Football - 10-9	(non-Thanksgiving)
(ESPN 2-5) (TNT 3-1)	On Saturdays - 10-9
In Overtime - 11-8	On Fridays - 0-2
In Season Openers - 30-10-1	In Domes - 16-13

\*Includes three Monday night games prior to the creation of ABC-TV Monday Night Football.

+Five times the Cowboys final game of the season was on a Monday night. Four times they followed with a bye.



## COWBOYS OVERTIME GAMES

The Cowboys have played in 19 regular season overtime games with a record of 11-8 since the NFL adopted the extra session in 1974.

	Score by Quarters					OT	Total	Winning Score
	1	2	3	4				
<b>Sept. 28, 1975 at Texas Stadium</b>								
*St. Louis.....	0	3	14	14	0	—	31	DuPree 3 pass from Staubach at 7:07
DALLAS.....	0	7	21	3	6	—	37	
<b>Nov. 2, 1975 at RFK Stadium</b>								
*DALLAS.....	0	17	0	7	0	—	24	
Washington.....	3	7	7	7	6	—	30	Kilmer 1 run at 8:26
<b>Sept. 18, 1977 at Metropolitan Stadium</b>								
DALLAS.....	0	3	0	7	6	—	16	Staubach 4 run at 8:46
*Minnesota.....	7	0	0	3	0	—	10	
<b>Oct. 15, 1978 at Busch Stadium</b>								
*DALLAS.....	0	7	14	0	3	—	24	FG Septien 47 at 11:32
St. Louis.....	7	7	0	7	0	—	21	
<b>Dec. 19, 1981 at Giants Stadium</b>								
*DALLAS.....	0	0	0	10	0	—	10	
N.Y. Giants.....	0	0	7	3	3	—	13	FG Danelo 35 at 8:41
<b>Oct. 9, 1983 at Texas Stadium</b>								
Tampa Bay.....	10	0	7	7	0	—	24	
*DALLAS.....	7	7	3	7	3	—	27	FG Septien 42 at 10:22
<b>Oct. 21, 1984 at Texas Stadium</b>								
New Orleans.....	0	17	10	0	0	—	27	
*DALLAS.....	3	0	3	21	3	—	30	FG Septien 41 at 11:18
<b>Nov. 15, 1987 at Sullivan Stadium</b>								
*DALLAS.....	7	7	0	3	6	—	23	Walker 60 run at 13:10
New England.....	0	7	0	10	0	—	17	
<b>Nov. 26, 1987 at Texas Stadium</b>								
*Minnesota.....	14	7	7	10	6	—	44	Nelson 24 run at 7:09
DALLAS.....	0	14	10	14	0	—	38	
<b>Nov. 10, 1991 at The Astrodome</b>								
DALLAS.....	10	3	3	7	0	—	23	
*Houston.....	0	10	3	10	3	—	26	FG Del Greco 23 at 0:29
<b>Jan. 2, 1994 at Giants Stadium</b>								
DALLAS.....	3	10	0	0	3	—	16	FG Murray 41 at 4:16
*N.Y. Giants.....	0	0	10	3	0	—	13	
<b>Sept. 19, 1994 at Texas Stadium</b>								
*Detroit.....	3	7	7	0	3	—	20	FG Hanson 44 at 0:27
DALLAS.....	7	0	3	7	0	—	17	
<b>Sept. 17, 1995 at The Hubert H. Humphrey Metrodome</b>								
*DALLAS.....	6	3	0	8	6	—	23	Smith 31 run at 12:34
Minnesota.....	3	7	0	7	0	—	17	
<b>Nov. 10, 1996 at 3Com Park</b>								
*DALLAS.....	0	7	0	10	3	—	20	FG Boniol 29 at 8:43
San Francisco.....	10	0	0	7	0	—	17	
<b>Sept. 7, 1997 at Sun Devil Stadium</b>								
*DALLAS.....	6	13	3	0	0	—	22	
Arizona.....	0	7	7	8	3	—	25	FG Butler 20 at 6:30
<b>Sept. 12, 1999 at Redskins Stadium</b>								
DALLAS.....	7	7	0	21	6	—	41	Ismail 76 pass from Aikman at 10:51
*Washington.....	3	10	22	0	0	—	35	
<b>Oct. 1, 2000 at Ericsson Stadium</b>								
*DALLAS.....	0	10	3	0	3	—	16	FG Seder 24 at 11:08
Carolina.....	0	10	0	3	0	—	13	
<b>Oct. 29, 2000 at Texas Stadium</b>								
*Jacksonville.....	0	17	0	0	6	—	23	Whitted 37 pass from Brunell at 11:16
DALLAS.....	7	0	3	7	0	—	17	
<b>Nov. 5, 2000 at Veterans Stadium</b>								
*DALLAS.....	0	7	3	3	0	—	13	
*Philadelphia.....	0	0	0	13	3	—	16	FG Akers 32 at 7:05

\*Won toss to begin overtime



# The Sidelines





The glittering showcase of Cowboys football is Texas Stadium, a state-of-the-art modern football facility built at a cost of \$35 million in 1971. The Cowboys opened their facility on Oct. 24, 1971 with a 44-21 victory over New England. Since then, the Cowboys have posted a 174-74 record (.702) overall, including a 16-5 (.762) mark in postseason, at home. Prior to moving to Texas Stadium the Cowboys spent the 1960-71 seasons at the Cotton Bowl, where they posted a 45-33-4 record, including a 2-2 mark in postseason.

Located in the Dallas suburb of Irving, Texas Stadium has a seating capacity of 65,639 and features two DiamondVision color replay screens, 381 luxury suites, three sports bars, 52 concession stands, 40 specialty stands, 86 restrooms, 115 drinking fountains and 130 acres of parking. Texas Stadium's most unique feature is the partial roof which covers fans from inclement weather, but leaves the game outdoors. Texas Stadium also boasts the luxurious Stadium Club, one of Dallas' premier locations for private parties, banquets and convention gatherings.

The Corral, outside Gate 8, features food, beverage, entertainment and large screen televisions for fan hospitality before, during and after all Cowboys home games and special events.

Complete banquet, catering and special event services are available for private groups at Texas Stadium. Information on hosting an event can be obtained by calling 972-785-4000.

Tours of Texas Stadium are available hourly Monday through Saturday from 10:00 a.m. to 3:00 p.m., and Sundays, when no events are scheduled, from 11:00 a.m. to 3:00 p.m. Call 972-785-4780 for more information.

The Cowboys souvenir shop, The Pro Shop, is also open daily on the grounds outside the stadium at Gate 8.

**Texas Stadium**  
**2401 E. Airport Freeway ★ Irving, TX 75062**  
**972-785-4000**





# Cowboys Summer Training Camp

## Wichita Falls

One of the annual highlights for Dallas Cowboys fans is the opportunity to visit Dallas Cowboys Training Camp at Midwestern State University in Wichita Falls, Texas. The 2001 camp marks the team's 12th camp in Texas.

Midwestern State University is a convenient location for Cowboys fans throughout Texas and the neighboring states to visit. In each of the past 11 seasons, the Cowboys have drawn an average of nearly 100,000 fans to the summer practice sessions and scrimmages with other NFL teams.

The camp at Midwestern State University offers a rare opportunity for Cowboys' fans from all over the State of Texas and the Southwest to get an "up close and personal look" at their favorite team with all practice sessions free and open to the public.

- LOCATION:** Midwestern State University, Wichita Falls, Texas.  
Directions: Take U.S. Highway 81/287 North to Wichita Falls. At Wichita Falls, take the Midwestern State University exit, which is a left exit, onto U.S. 79/281 - Jacksboro/Archer City. Take the next exit, which will be to the right on Midwestern Parkway. Follow Midwestern Parkway for 2.7 miles until you cross Taft Blvd. The university will be on your right.
- DATES:** This year camp in Wichita Falls opens on Saturday, July 21 and runs through Thursday, Aug. 9
- WICHITA FALLS:** Wichita Falls has a population of approximately 140,000 people and is the largest city within a 100-mile radius. Located 15 miles south of the Oklahoma border, it is equidistant from Dallas-Ft. Worth and Oklahoma City. Wichita Falls is also home to Sheppard Air Force Base, home of the NATO jet pilot training program and the largest employer in the city.
- PRACTICES:** Cowboys practice sessions at Midwestern State University are open to the public free of charge. Public parking is available on campus during practice times.

## Oxnard

For the first time since 1989, the Dallas Cowboys will conduct part of their training camp in California. The Cowboys will spend two weeks in Oxnard, Calif. after a three-week training camp in Wichita Falls, Texas. The Cowboys headquarters for their California camp will be the City of Oxnard's Riverview Fields.

The Cowboys will travel to California on Monday, Aug. 13, two days after the team's second preseason game, and are tentatively scheduled to practice in California through Saturday, August 25th.

The Cowboys trained at California Lutheran College in Thousand Oaks, Calif., for 27 years, from 1963 to 1989. In 1990, Jones moved the Cowboys camp to Austin, Texas for the purpose of bringing the Cowboys closer to their regional fan base in Texas. The move to the State Capitol marked the first time that the Cowboys had held training camp in the State of Texas. After eight years in Austin, the Cowboys shifted to Midwestern State University in Wichita Falls, where the team has been for each of the past three summers.

- LOCATION:** Marriott Residence Inn at River Ridge, Oxnard, CA.
- DATES:** The team will arrive in Oxnard on Aug. 13 and conduct practices through Aug. 25.
- PRACTICES:** Cowboys practice sessions in Oxnard are open to the public free of charge. Public parking is available adjacent to the practice fields.



## Cowboys on the Web

[www.dallascowboys.com](http://www.dallascowboys.com)

For breaking news, press releases, historical information, statistics and rosters, visit the official website of the Dallas Cowboys, [www.dallascowboys.com](http://www.dallascowboys.com). Updated daily, [www.dallascowboys.com](http://www.dallascowboys.com) has the most extensive information on upcoming games, including video of weekly press conferences and audio of weekly conference calls. The Cowboys website is also a great place to find information on the players and coaches, order tickets for upcoming games and order merchandise from the Cowboys Pro Shop.



## Cowboys on the Road Hotel Headquarters on the Road

### Home Games

DFW Airport Marriott.....972/929-8800

### Oakland, August 4

Crowne Plaza Mid-Peninsula .....650-570-5700

### New Orleans, August 18

Hyatt Regency New Orleans .....504-561-1234

### Mexico City, August 27

Presidente Inter-Continental.....525-327-7700

### Detroit, September 16

Marriott Pontiac at Centerpoint .....248-253-9800

### Philadelphia, September 30

Sofitel Philadelphia.....215-569-8300

### Oakland, October 21

Crowne Plaza Mid-Peninsula .....650-570-5700

### New York Giants, November 4

Hilton Hasbrouck Heights .....201-288-6100

### Atlanta, November 11

Atlanta Hilton and Towers .....404-659-2000

### Washington, December 2

Washington Marriott .....202-872-1500

### Seattle, December 16

Sheraton Seattle.....206-621-9000

### Arizona, December 23

Ritz-Carlton Phoenix.....602-468-0700

## Official Dallas Cowboys Fan Club

### Official Dallas Cowboys #1 Fan Club

Be a part of the exciting action of the Dallas Cowboys all year long. The Official Dallas Cowboys #1 Fan Club offers members exclusive premium items, discounts on special items throughout the year, the *Dallas Cowboys Official Weekly*, and more. Call for more information or to join: 972-556-9978 between 2-5 p.m. (central time) Monday-Friday.







The Dallas Cowboys Cheerleaders recently reached a major milestone in the entertainment industry by making more international entertainment trips to U.S. military bases than any other professional performer or group over the course of the past decade. In 2001, the world famous organization celebrates their 30th season on the sidelines of Texas Stadium.

The Cowboys transformed the idea of sideline cheerleaders in 1972 when they mixed a unique blend of glamour and dance with an old football tradition. Nobody at the time predicted the Dallas Cowboys Cheerleaders would become an international phenomenon, but that's precisely what happened.

The image and style of the Cowboys Cheerleaders has had an enormous influence on entertainment in sports. But while the Cowboys Cheerleaders have been imitated throughout the sports world, no one has been able to equal their stature.

The strength of their national popularity was evident during the 1970's when two made-for-TV movies about the Cowboys Cheerleaders drew top ratings. That popularity has continued to grow in the 1990s with an annual ESPN Swimsuit Show and appearances on Saturday Night Live, The David Letterman Show and the Today Show. More recently, the Cheerleaders had a featured role in the motion picture "Dr. T and the Women," starring Richard Gere and released in 2000.

Besides being an integral part of Cowboys games at Texas Stadium, the Cheerleaders perform at numerous state fairs, college halftime shows and events around the country.

The Cowboys Cheerleaders also donate their time to many charitable and civic causes. Every year the Cheerleaders visit hospitals, nursing homes and schools. They perform at telethons and fund-raising events around the United States, and they bring their special brand of goodwill to American military bases in places like Korea, the Philippines, Cuba, Panama, Italy, the Indian Ocean, the Persian Gulf, Albania, Bosnia, and Macedonia.

The Cowboys Cheerleaders' annual USO/Department of Defense tours every Christmas and spring have become a special tradition. Since 1979, the Cheerleaders have visited and entertained hundreds of thousands of United States military personnel all over the world on 43 USO/DOD tours. In 1997, the squad received the first-ever "Spirit of Hope" award from the USO in recognition of their distinguished service to American troops stationed overseas.



**Kelli McGonagill Finglass**  
Director



**Judy Trammell**  
Choreographer

### 2001-2002 VETERANS

Melissa Gutierrez.....5 Yrs.	Tina Gabaldon.....2 Yrs.	Emily Newton.....2 Yrs.
Julie Moulas.....4 Yrs.	Ashley Hutchison.....2 Yrs.	Stephanie Quinonez.....2 Yrs.
Megan Sims.....4 Yrs.	Kelly Kirchoff.....2 Yrs.	Brandy Rodgers.....2 Yrs.
Shannon Swanson.....4 Yrs.	Christine Murphy.....2 Yrs.	Iris Steward.....2 Yrs.
Sandi Boruk.....2 Yrs.	Rhonda Musgrove.....2 Yrs.	Gretchen Stofer.....2 Yrs.
Jill Decker.....2 Yrs.	Brandy Nace.....2 Yrs.	Jenny Wright.....2 Yrs.

### 2001-2002 ROOKIES

Courtney Barfield  
Meredith Beck  
Laura Beke  
Breah Brown  
Stephanie Cooper  
Misty Eubanks

Sonia Garza  
Kimberly Hiller  
Melissa Maldonado  
Whitney Ott  
Nory Pierce  
Rashida Prigen

Amy Reed  
Tori Spurgin  
Angela VaDewalle  
Katie Winn



## Cowboys on Radio

For the 11th straight year, KVIL-FM 103.7 will bring digital sound to the National Football League with its broadcast of all Dallas Cowboys football games. State-of-the-art technology enables KVIL-FM to broadcast Cowboys games at home and away to a Metroplex audience in digital sound. Once again, KVIL will originate all games broadcast across "The Dallas Cowboys Radio Network," on over 80 stations in six states.

Brad Sham, the play-by-play voice of the Dallas Cowboys in 2001, is marking his 23rd season in the Cowboys booth. Former Cowboys quarterback Babe Laufenberg, last year's "Texas Sportscaster of the Year," brings his eight years of NFL experience to the color commentary for the fourth year. Kristi Scales provides updates from the field as sideline reporter.

KVIL's creative approach to pre-game coverage begins two hours prior to kickoff live from the field and includes interviews with players and head coach Dave Campo. Former Cowboys All-Pro defensive back Charlie Waters provides insights as pre-game co-anchor. Live post-game locker room interviews with players and coaches follow each game, as well as a highlights show and network-wide call-in show co-hosted by former Cowboys wide receiver Drew Pearson.

Cowboys games will also be broadcast in Spanish on the "Dallas Cowboys Radio Network in Spanish" to stations throughout Texas, the southwest and Mexico. Armando Quintero will call the action for the Cowboys games that will originate on KESS-AM in the Dallas/Fort Worth area.

### The Dallas Cowboys Radio Network

**TEXAS:** Abilene, KVRP (97.1-FM); Alpine, KVLF (1240-AM); Amarillo, KGNC (710-AM); Austin, KVET (1300-AM); Beaumont, KLVI (560-AM); Big Spring, KBST (95.9-FM); Brady, KNEL (95.3-FM); Brownwood, KBWD (1380-AM); Burkburnett, KYII (104.7-FM); Bryan-College Station, KZNE (1150-AM); Carthage, KGAS (104.3-FM); Center, KDET (102.3-FM); Comanche, KCOM (1550-AM); Corpus Christi, KEYS (1440-AM); Dallas-Fort Worth, KVIL (103.7-FM); Del Rio, KTJK (1230-AM); Eastland, KATX (97.7-FM); KEAS (1590-AM); Edinburg, KJRV (710-AM); El Paso, KROD (600-AM); Fort Stockton, KFST (860-AM); Fredericksburg, KNAF (910 AM); Gonzales, KCTI (1450-AM/106.3-FM); Graham, KSWA (1330-AM); Haskell, KVRP (97.1-FM); Hereford, KPAN (106.3-FM/860-AM); Horseshoe Bay, KBLK (92.5-FM); Houston, KPRC (950-AM); Jacksonville, KLJT (102.3-FM); Lamesa, KPET (690-AM); Laredo, KHOY (88.1 FM)/KLNT (1490-AM); Liberty, KSHN (99.9-FM); Llano, KBLK (92.5-FM); Longview, KFRO (95.3-FM); Lubbock, KJTV (950-AM); Lufkin, KTBO (107.7-FM); Madisonville, KMVL (100.5-FM); Marble Falls, KBLK (92.5-FM); Mexia, KYCX (104.9-FM); Midland, KODM (97.9-FM); Mt. Pleasant, KALK (97.7-FM); Nacogdoches, KTBO (107.7-FM); Odessa, KODM (97.9-FM); Paris, KPLT (107.7-FM); Plainview, KKYN (1090-AM); San Angelo, KKSA (1260-AM)/KWFR (94.7-FM), KIXY (94.7-FM); San Antonio, WOAI (1200-AM); Sherman, KMKT (93.1-FM); Stephenville, KSTV (93.1-FM/1510-AM); Sulphur Springs, KSST (1230-AM); Sweetwater, KXOX (1240-AM); Temple, KTEM (1400-AM); Texarkana, KCMC (740-AM); Tyler, KTBB (600-AM); Waco, KRZI (1660-AM), KRXI (1580-AM); Wichita Falls, KYII (104.7-FM).

**ARKANSAS:** Crossett, KAGH (800-AM); Ft. Smith, KHGG (1580-AM); Little Rock, KARN (920-AM/102.5-FM), KKRN (101.7-FM).

**LOUISIANA:** Minden, KASO (1240-AM); Shreveport, KFLO (560-AM/106.7-FM).

**NEVADA:** Las Vegas, KENO (1460-AM).

**NEW MEXICO:** Albuquerque, KKOBB (770-AM); Artesia, KBIM (94.9-FM); Carlsbad, KBIM (94.9-FM); Gallup, KYVA (1230-AM); Hobbs, KBIM (94.9-FM); Lovington, KBIM (94.9-FM); Maljamar, KBIM (94.9-FM); Roswell, KBIM (94.9-FM).

**OKLAHOMA:** Altus, KWHW (1450-AM); Anadarko, KRPT (103.7 FM); Ardmore, KVSO (1240-AM); Bartlesville, KRIG (104.9-FM); Oklahoma City, KOMA (1520-AM); Tulsa, KTBB (1430-AM).

### The Dallas Cowboys Spanish Radio Network

**TEXAS:** Abilene, KBBA (1280-AM); Amarillo, KPQZ (100.9-FM); Corpus Christi, KUNO (1400-AM); Dallas/Ft. Worth, KESS (1270-AM); El Paso, KAMA (750-AM); Houston, KLAT (1010-AM); Laredo, XENLT (1000-AM); Lubbock, KBZO (1460-AM); McAllen/Brownsville, KGBT (1530-AM); Midland/Odessa, KOZA (1230-AM); San Antonio, KCOR (1350-AM).

**CALIFORNIA:** Los Angeles, KWKW (1330-AM); KWKU (1220-AM).

**NEW MEXICO:** Las Cruces, KAMA (750-AM).

**MEXICO:** Mexico City, XERC (97.7-FM); Nuevo Laredo, XHNOE (91.3-FM).



**Cowboys on Television****SILVERSTAR NETWORK**

The SilverStar Network is the television production and syndication unit of the Dallas Cowboys Football Club. Now in its 10th year, the SilverStar Network produces and distributes some of the most-watched programs in the region — Dallas Cowboys preseason games, weekly programs, and specials throughout the year. These programs are televised in Dallas/Fort Worth and over 30 other markets throughout Texas, Arkansas, Louisiana, New Mexico and Oklahoma.

The Cowboys weekly shows during the preseason and regular season keep Dallas Cowboys fans abreast of the latest Cowboys stories making news and of key issues in the National Football League:

**“Cowboys Special Edition with Jerry Jones”**

Airs Saturdays at 6:30 p.m. from July 21, 2001, through the postseason on KTVT/CBS11 in Dallas/Fort Worth, and at locally scheduled times throughout the Dallas Cowboys syndicated network.

**“The Dave Campo Show”**

Airs Sundays at 10:00 a.m. from Sept. 9, 2001, through the postseason on KTVT/CBS11 in Dallas/Fort Worth, and at locally scheduled times throughout the Dallas Cowboys syndicated network.

**Cadena de Plata**

Cadena de Plata broadcasts all Dallas Cowboys games in Spanish to affiliates throughout the Southwestern United States and the Republic of Mexico. Cadena de Plata (Silver Network) began broadcasting Cowboys preseason games in 1995 with original Spanish language television productions. Since then, Cadena de Plata has expanded to provide radio broadcasts of all Cowboys preseason, regular-season and postseason games to markets in the United States and Mexico.

Austin, KGBS-65; Beaumont, KOVO-9; Corpus Christi, KTMV-8; Del Rio, KTRG-10; Eagle Pass, KVAW-23; El Paso, XHIJ-44; Lubbock, KXTQ-46; McAllen, XUPN-2; Midland/Odessa, KWES-9; Oklahoma City, KTOU-22/K17EX-17; San Antonio, KXTM-21; Victoria, KVHM-31.

**Cowboys in Print****DALLAS COWBOYS Official WEEKLY**

*Dallas Cowboys Official Weekly* remains one of the largest team publications in sports with a circulation of nearly 50,000. The 26-year-old *Cowboys Weekly* reaches fans across the nation and around the world 32 times a year with action photos, game stories, inside information, profiles of players and cheerleaders and much more.

Fans interested in subscribing to the *DCW* should call 972-556-9972. An annual subscription for 32 issues is priced at \$39.00.



## Community Outreach and the Dallas Cowboys



GENE AND JERRY JONES FAMILY  
DALLAS COWBOYS CHARITIES

For the past 12 years, Jerry Jones and his family have owned and operated the Dallas Cowboys with a management style that places just as much emphasis on community leadership as it does on the goal of winning the Super Bowl. The dominant theme which underscores the Cowboys role in the community is to maximize the visibility, energy and celebrity of the world's most recognizable sports franchise and use those dynamic forces as a powerful means to help others.

The results on the field have brought championships to Dallas. The results away from the field have touched the lives of thousands.

### THE MISSION

"In the area of community service, our organization's mission is built upon an overall philosophy of helping those who don't have the strength, the resources or the means to help themselves," says Jones. "As a sports entity that has enjoyed unprecedented success and recognition for more than four decades, we feel a very strong obligation to transfer that championship tradition and the magic that it creates toward the bigger purpose of making a difference."

Jones enlists the talents, skills and resources of his entire family, all of the Cowboys players and every member of the organization to provide a cutting edge approach to community outreach. "Any personal contact with an individual member of our organization can provide help for hundreds of people in need," adds Jones. "The star on the helmet can move mountains."

### THE ARMY AND THE STAR

The Jones family's dynamic association with the Salvation Army is a visible example of the creative and innovative manner in which the Cowboys can make a difference in the world.

For the past four seasons, the Jones family has dedicated the Cowboys annual Thanksgiving Day halftime show as a national showcase to kickoff the Salvation Army's annual Kettle Drive. The team's association with network television has spawned a donation of \$20 million worth of airtime to present nationally televised entertainment extravaganzas that have created a new holiday tradition.

Under the direction of Charlotte Jones Anderson, the Cowboys have produced the annual halftime event and welcomed nationally renowned entertainers Reba McEntire, Randy Travis, Clint Black



*Jerry Jones, photographed at the annual "Super Lunch," alongside daughter Charlotte, wife Gene and Salvation Army representatives, hoists gift given to Jones and the Dallas Cowboys for their longtime relationship with the Army.*





and Billy Gilman & Jessica Simpson to highlight each of the four Kettle Kickoff celebrations. The efforts have resulted in increases of over \$20 million, for the Army, from the previous year's total while reaching over 180 million people nation-wide.


On the local Salvation Army front, The Gene and Jerry Jones Family Center for Children opened in November of 1998 in conjunction with the Army. The center offers low-income families accessibility to affordable childcare programs that meet the needs of quality care and intellectual development. In each of the last eight years, Gene and Jerry Jones Family Dallas Cowboys Charities has served as host, and underwritten the costs, for the Super Lunch, a fundraising event for The Salvation Army Irving Corps Community Center and its special projects including the Family Center for Children. This annual event has raised nearly \$1 million since its inception, including \$200,000 in 2000.

Gene and Jerry are members of the Salvation Army's Dallas County Board and the National Advisory Board, respectively. The family was presented the Army's Partner of the Year Award in 1997 and in 1999 received the Evangeline Booth Award, one of the Army's highest national community service awards. Annually, the entire Cowboys organization supports the Army's Corporate Angel Tree Program, helping those in need during the holiday season. Individuals in the organization, including front office staff and players adopt angels to provide gifts and volunteer at the distribution center.

## MAGIC BY ASSOCIATION

Maximizing the 'magic' of the Dallas Cowboys celebrity, and using that influence to assist others through community service, is the backbone of the organization's mission away from the field of competition. Each year, the team fulfills thousands of requests for ticket packages and autographed memorabilia items that can produce proceeds that range from \$100 to tens of thousands of dollars per donation. Non-profit player appearances for charity, and 'Make-A-Wish' visits are a staple item in every Cowboys player contract. In addition, the Gene and Jerry Jones Family Dallas Cowboys Charities is the active philanthropic arm of the organization that annually makes significant contributions to organizations on both the local and national levels. In April of 1999, Gene and Jerry Jones made a \$1 million gift to the Library of Congress for the purpose of promoting education on the national and international levels. In their continuing desire to enhance education and support young people in the community, the Jones family served as underwriting sponsor for The Dallas Cowboys/Gene and Jerry Jones Family - *Dallas Morning News* All-State Scholar-Athlete Team. The program honors and provides scholarships for 12 college-bound student-athletes from across the State of Texas who have distinguished themselves through academic and athletic excellence.

A wide variety of recent charitable efforts highlight the Jones family's continued activity in the local community. Some of those events include: 'First Downs for Down Syndrome,' a program in which the Cowboys' offensive production on the playing field produced corporate funding for down syndrome; a record setting celebrity roast of Jerry Jones for St. Phillips School in Dallas, a facility where the team had previously funded a new playground; the Ticket Art Program, which featured the artwork of regional children's hospital patients on Dallas Cowboys season tickets in 1997 and raised money for the children's respective hospitals; the annual Cystic Fibrosis Sports Challenge hosted at Texas Stadium; in 2001, participation in and support of the Mayor's Summer Reading Program with player spokesperson Ebenezer Ekuban encouraging children to read; in 1998-99, the "Be Cool, Go To School" program, which rewarded Dallas city elementary schools who boasted the best attendance with a visit from a Cowboys player and team mascot Rowdy; in 1999-2000, the "Prepare to Pass" program, an incentive program where Cowboys' spokesperson Darren Woodson encouraged 10th grade students in Dallas to pass the mandatory TAAS test; and with the guidance of special teams coach Joe Avezzano, the Cowboys have been major supporters of the Special Olympics effort in North Texas for nearly a decade.



*C Mark Stepnoski poses for the 'First Downs for Down Syndrome' program, benefitting The Rise School of Dallas.*



Jerry Jones' passion for helping those who have been hit with adversity has inspired him to enlist the assistance of his players on several goodwill missions that have touched the hearts of those in need. The organization's presence in these areas often extends far beyond the boundaries of the Dallas-Fort Worth area. In the spring of 1997, Jones joined Cowboys Troy Aikman, Herschel Walker and Charles Haley on a relief trip to the tornado-ravaged state of Arkansas. Three years earlier, the entire World Champion Cowboys team went to the Oklahoma City bombing site within two weeks of the tragedy. For years, Gene and Jerry Jones have been avid supporters of the Susan G. Komen Foundation and Race for the Cure for Breast Cancer. Annually, the Cowboys participate in the Fort Worth, Plano and Dallas Race for the Cure events. Additionally, the Dallas Cowboys honored the Komen Foundation and 450 breast cancer survivors in a special halftime tribute at Texas Stadium on Oct. 24, 1999.



*DE Ebenezer Ekuban participates in Dallas Mayor Ron Kirk's Summer Reading Program and reads Curious George to children in attendance at the kickoff event.*

The Cowboys are also very active in raising a large portion of the annual funds for the Happy Hill Farm and Academy. The Dallas Cowboys Family Cookbook and the team's annual Kickoff Luncheon serve as major revenue producers for the local academy that houses and educates abused and neglected children. The academy is also home to the Dallas Cowboys Courage House.

Under the enthusiastic guidance of Gene Jones, who serves as a member of the board of trustees for Children's Medical Center of Dallas, the entire Cowboys team has conducted annual Christmas visits to local children's hospitals in each of the past 12 years. The holiday visitation program, which involves not only every player, but also the Dallas Cowboys Cheerleaders, now extends to five different hospitals throughout Dallas and Ft. Worth.

Each year, the Cowboys underwrite and produce the annual 'Dallas Cowboys Let Us Play! Sports Camp for Girls,' a three-day camp for inner-city girls between the ages of 12 to 15 which encourages involvement in athletics for women with a focus on building character and self-esteem in at-risk youths.

The team also sponsors a free coaching clinic for regional youth league and middle school coaches, from seven states, who spend a day with head coach Dave Campo and the entire Cowboys coaching staff at Texas Stadium.

## AMBASSADORS OF GOOD CHEER

The world famous Dallas Cowboys Cheerleaders organization is completely subsidized by the club for the primary purpose of providing goodwill and a sense of caring on a local, national and international platform. Aside from their obvious presence on game days and their diligent work in local hospitals and homes for the elderly, the Dallas Cowboys Cheerleaders have now made more U.S.O. visits to U.S. troops stationed overseas than the legendary Bob Hope.

*RB Emmitt Smith and Dallas Cowboys Cheerleader Megan Sims visit with a patient at Children's Medical Center in Dallas during the team's annual holiday hospital visits.*







## POWERFUL PARTNERSHIP WITH THE NFL

Through national public service announcements, local promotional events and their association with the NFL, the Cowboys are responsible for \$1 million in annual support of the United Way each year. The inaugural NFL & United Way Hometown Huddle took place on October 19, 1999 when the Dallas Cowboys and NFL players nationwide showed support in their communities. In 2000, the Second Annual Hometown Huddle on October 17th involved the Dallas Cowboys secondary serving lunch to the homeless and visiting with children at The Salvation Army, Carr P. Collins Social Service Center.

In addition, the Cowboys and the entire NFL have formed a partnership that will designate \$1 million of annual support to the development of youth football programs throughout the country. In conjunction with that effort, the Cowboys will present a \$100,000 grant to the St. Philip's School and Community Center in South Dallas. The grant will help fund a new \$750,000 recreation center that will include a football field. In 1998, the Cowboys presented Dallas Moorland YMCA with the funding to build new football fields to support their growing youth football program.

The Cowboys participated in the first annual Dallas Cowboys Community Quarterback Award, a league-wide volunteer recognition program that donated nearly \$1 million to community organizations served by outstanding volunteers. The 2000 Dallas Cowboys Community Quarterback Award was awarded to Coach Robert Green—nominated for her volunteer work at St. Philip's School & Community Center in Dallas, Texas. Coach Green received a \$11,000 grant from the Gene and Jerry Jones Family Dallas Cowboys Charities donated in her name to St. Philip's. The runners-up, each receiving a \$3,500 grant, were Percy Borbin of Happy Hill Farm and Academy and Nancy Underwood Ippolito of The Salvation Army.

## A FAMILY PASSION

The operation of the Dallas Cowboys is a very visible family passion for Gene and Jerry Jones and their three children. Jerry Jones serves as the club's owner and general manager, while Stephen Jones (player personnel), Charlotte Jones Anderson (marketing, special events and community relations) and Jerry Jones, Jr. (legal operations) are all actively involved with the daily management of the club as vice presidents. Their shared dedication to community involvement has been a family source of pride for several years, and it extends far beyond the realm of the athletic world.

Gene Jones is also a current member of the advisory board for the Meadows School for the Arts at Southern Methodist University, the board of directors for the John G. Tower Center for Political Studies at SMU, the advisory board for Family Gateway and the Children's Education Fund advisory board. She has previously served on the advisory board for the March of Dimes, the executive board of TACA and the executive board of the Mental Health Center. She has also been a member of the Dallas Symphony League and the Associates of the Dallas Museum of Art. In addition, she has been a past honorary chairman for major fund-raising events that benefited Neurofibromatosis and the Easter Seals Society.

In the spring of 1998, the Jones' hosted a celebrity fundraiser at their home with Lauren Bacall as the featured guest. On that one evening, for the benefit of SMU's Meadows Foundation, the family helped produce the single largest fund raising event in University history. As a result of her efforts, the University established the Gene Jones Scholarship in her honor.

Jerry Jones has a lifetime association with the Boys and Girls Clubs of America. In 2001, the Joneses were awarded the Chairman's Award by The Boys and Girls Clubs of America. This award is given to recognize individuals who made a positive difference in people's lives—particularly in the lives of children. The Chairman's Dinner, chaired by daughter, Charlotte Anderson, raised \$1.9 million for The Boys and Girls Clubs. Jerry currently serves as a national trustee for the Southwest region of the organization and was previously named the Man of the Year by the Boys and Girls Clubs of Little Rock, Arkansas.



*LB Dat Nguyen coaches girls at the Fifth Annual Dallas Cowboys Let Us Play! Sports Camp for Girls for participants from non-profit agencies in the Dallas-Ft. Worth area.*



## 2000 Final Standings

### AMERICAN FOOTBALL CONFERENCE

#### Eastern Division

	W	L	T	Pct.	Pts.	OP
† Miami	11	5	0	.688	323	226
* Indianapolis	10	6	0	.625	429	326
N.Y. Jets	9	7	0	.563	321	321
Buffalo	8	8	0	.500	315	350
New England	5	11	0	.313	276	338

#### Central Division

	W	L	T	Pct.	Pts.	OP
† Tennessee	13	3	0	.813	346	191
* Baltimore	12	4	0	.750	333	165
Pittsburgh	9	7	0	.563	321	255
Jacksonville	7	9	0	.438	367	327
Cincinnati	4	12	0	.250	185	359
Cleveland	3	13	0	.188	161	419

#### Western Division

	W	L	T	Pct.	Pts.	OP
† Oakland	12	4	0	.750	479	299
* Denver	11	5	0	.688	485	369
Kansas City	7	9	0	.438	355	354
Seattle	6	10	0	.375	320	405
San Diego	1	15	0	.063	269	440

### NATIONAL FOOTBALL CONFERENCE

#### Eastern Division

	W	L	T	Pct.	Pts.	OP
† Miami	11	5	0	.688	323	226
* Philadelphia	11	5	0	.688	351	245
Washington	8	8	0	.500	281	269
Dallas	5	11	0	.313	294	361
Arizona	3	13	0	.188	210	443

#### Central Division

	W	L	T	Pct.	Pts.	OP
† Minnesota	11	5	0	.688	397	371
* Tampa Bay	10	6	0	.625	388	269
Green Bay	9	7	0	.563	353	323
Detroit	9	7	0	.563	307	307
Chicago	5	11	0	.313	216	355

#### Western Division

	W	L	T	Pct.	Pts.	OP
† New Orleans	10	6	0	.625	354	305
* St. Louis	10	6	0	.625	540	471
Carolina	7	9	0	.438	310	310
San Francisco	6	10	0	.375	388	422
Atlanta	4	12	0	.250	252	413

† Division Champion; \* Wild Card Team

### 2000 NFL POSTSEASON AT A GLANCE

(Home team in caps)

#### AFC Wild Card Playoff Games

MIAMI 23, Indianapolis 17 (OT)  
BALTIMORE 21, Denver 3

#### AFC Divisional Playoff Games

OAKLAND 27, Miami 0  
Baltimore 24, TENNESSEE 10

#### AFC Championship Game

Baltimore 15, OAKLAND 3

#### NFC Wild Card Playoff Games

NEW ORLEANS 31, St. Louis 28  
PHILADELPHIA 21, Tampa Bay 3

#### NFC Divisional Playoff Games

MINNESOTA 34, New Orleans 16  
N.Y. GIANTS 20, Philadelphia 10

#### NFC Championship Game

N.Y. GIANTS 41, Minnesota 0

#### Super Bowl XXXV at Raymond James Stadium, Tampa, Florida

Baltimore (AFC) 34, N.Y. Giants (NFC) 7

#### AFC-NFC Pro Bowl at Aloha Stadium, Honolulu, Hawaii

AFC 38, NFC 17





## 2001 NATIONAL FOOTBALL LEAGUE SCHEDULE

(All Times Local)

**SUNDAY, SEPTEMBER 9 (First Weekend)**

(Open Date: Arizona)

Atlanta at San Francisco	1:15
Carolina at Minnesota	12:00
Chicago at Baltimore	1:00
Detroit at Green Bay	12:00
Indianapolis at New York Jets	1:00
New England at Cincinnati	1:00
New Orleans at Buffalo	1:00
Oakland at Kansas City	12:00
Pittsburgh at Jacksonville	1:00
St. Louis at Philadelphia	4:15
Seattle at Cleveland	1:00
Tampa Bay at Dallas	12:00
Washington at San Diego	1:15
Miami at Tennessee	7:30

**MONDAY, SEPTEMBER 10**

New York Giants at Denver	7:00
---------------------------	------

**SUNDAY, SEPTEMBER 16 (Second Weekend)**

(Open Date: San Diego)

Arizona at Washington	1:00
Atlanta at St. Louis	3:05
Buffalo at Miami	1:00
Cincinnati at Tennessee	12:00
Dallas at Detroit	1:00
Denver at Indianapolis	12:00
Green Bay at New York Giants	1:00
Jacksonville at Chicago	3:15
Kansas City at Seattle	1:15
New England at Carolina	1:00
New York Jets at Oakland	1:15
Philadelphia at Tampa Bay	1:00
San Francisco at New Orleans	12:00
Cleveland at Pittsburgh	8:30

**MONDAY, SEPTEMBER 17**

Minnesota at Baltimore	9:00
------------------------	------

**SUNDAY, SEPTEMBER 23 (Third Weekend)**

(Open Dates: New Orleans, Pittsburgh, Tampa Bay)

Baltimore at Cincinnati	1:00
Buffalo at Indianapolis	12:00
Carolina at Atlanta	1:00
Detroit at Cleveland	1:00
Minnesota at Chicago	12:00
New York Giants at Kansas City	12:00
New York Jets at New England	4:05
Oakland at Miami	1:00
Philadelphia at Seattle	1:15
St. Louis at San Francisco	1:15
San Diego at Dallas	12:00
Tennessee at Jacksonville	1:00
Denver at Arizona	5:30

**MONDAY, SEPTEMBER 24**

Washington at Green Bay	8:00
-------------------------	------

**SUNDAY, SEPTEMBER 30 (Fourth Weekend)**

(Open Dates: Chicago, Detroit, Tennessee)

Atlanta at Arizona	1:05
Baltimore at Denver	2:15
Cincinnati at San Diego	1:15
Cleveland at Jacksonville	4:15
Green Bay at Carolina	1:00
Indianapolis at New England	1:00
Kansas City at Washington	1:00
Miami at St. Louis	12:00
New Orleans at New York Giants	1:00
Pittsburgh at Buffalo	1:00
Seattle at Oakland	1:15
Tampa Bay at Minnesota	12:00
Dallas at Philadelphia	8:30

**MONDAY, OCTOBER 1**

San Francisco at New York Jets	9:00
--------------------------------	------

**SUNDAY, OCTOBER 7 (Fifth Weekend)**

(Open Dates: Dallas, Indianapolis, Oakland)

Arizona at Philadelphia	1:00
Chicago at Atlanta	1:00
Cincinnati at Pittsburgh	1:00
Green Bay at Tampa Bay	4:15
Jacksonville at Seattle	1:05
Kansas City at Denver	2:05
Minnesota at New Orleans	12:00

New England at Miami	1:00
New York Jets at Buffalo	4:05
San Diego at Cleveland	1:00
Tennessee at Baltimore	1:00
Washington at New York Giants	1:00
Carolina at San Francisco	5:30

**MONDAY, OCTOBER 8**

St. Louis at Detroit	9:00
----------------------	------

**SUNDAY, OCTOBER 14 (Sixth Weekend)**

(Open Dates: Buffalo, Jacksonville, Philadelphia)

Arizona at Chicago	12:00
Baltimore at Green Bay	12:00
Cleveland at Cincinnati	1:00
Denver at Seattle	1:15
Detroit at Minnesota	12:00
Miami at New York Jets	4:15
New Orleans at Carolina	1:00
New York Giants at St. Louis	12:00
Pittsburgh at Kansas City	12:00
San Diego at New England	1:00
San Francisco at Atlanta	1:00
Tampa Bay at Tennessee	12:00
Oakland at Indianapolis	7:30

**MONDAY, OCTOBER 15**

Washington at Dallas	8:00
----------------------	------

**THURSDAY, OCTOBER 18 (Seventh Weekend)**

(Open Dates: Miami, San Francisco, Seattle)

Buffalo at Jacksonville	8:30
-------------------------	------

**SUNDAY, OCTOBER 21**

Atlanta at New Orleans	12:00
Baltimore at Cleveland	1:00
Carolina at Washington	1:00
Chicago at Cincinnati	1:00
Dallas at Oakland	1:15
Denver at San Diego	1:05
Green Bay at Minnesota	3:15
Kansas City at Arizona	1:00
New England at Indianapolis	12:00
Pittsburgh at Tampa Bay	1:00
St. Louis at New York Jets	1:00
Tennessee at Detroit	1:00

**MONDAY, OCTOBER 22**

Philadelphia at New York Giants	9:00
---------------------------------	------

**SUNDAY, OCTOBER 28 (Eighth Weekend)**

(Open Dates: Atlanta, Cleveland, Green Bay)

Arizona at Dallas	3:05
Buffalo at San Diego	1:15
Cincinnati at Detroit	1:00
Indianapolis at Kansas City	12:00
Jacksonville at Baltimore	1:00
Miami at Seattle	1:15
Minnesota at Tampa Bay	1:00
New England at Denver	2:15
New Orleans at St. Louis	12:00
New York Jets at Carolina	1:00
Oakland at Philadelphia	4:15
San Francisco at Chicago	12:00
New York Giants at Washington	8:30

**MONDAY, OCTOBER 29**

Tennessee at Pittsburgh	9:00
-------------------------	------

**SUNDAY, NOVEMBER 4 (Ninth Weekend)**

(Open Dates: Cincinnati, Minnesota, St. Louis)

Baltimore at Pittsburgh	1:00
Carolina at Miami	1:00
Cleveland at Chicago	12:00
Dallas at New York Giants	1:00
Detroit at San Francisco	1:05
Indianapolis at Buffalo	4:15
Jacksonville at Tennessee	12:00
Kansas City at San Diego	1:15
New England at Atlanta	1:00
Philadelphia at Arizona	2:05
Seattle at Washington	4:15
Tampa Bay at Green Bay	12:00
New York Jets at New Orleans	7:30

**MONDAY, NOVEMBER 5**

Denver at Oakland	6:00
-------------------	------


**SUNDAY, NOVEMBER 11 (Tenth Weekend)**  
 (Open Date: Washington)

Buffalo at New England	1:00
Carolina at St. Louis	12:00
Cincinnati at Jacksonville	1:00
Dallas at Atlanta	1:00
Green Bay at Chicago	12:00
Kansas City at New York Jets	1:00
Miami at Indianapolis	1:00
Minnesota at Philadelphia	4:15
New Orleans at San Francisco	1:15
New York Giants at Arizona	2:15
Pittsburgh at Cleveland	1:00
San Diego at Denver	2:05
Tampa Bay at Detroit	1:00
Oakland at Seattle	5:30

**MONDAY, NOVEMBER 12**

Baltimore at Tennessee	8:00
------------------------	------

**SUNDAY, NOVEMBER 18 (Eleventh Weekend)**  
 (Open Date: Kansas City)

Atlanta at Green Bay	12:00
Chicago at Tampa Bay	1:00
Cleveland at Baltimore	1:00
Detroit at Arizona	2:15
Indianapolis at New Orleans	12:00
Jacksonville at Pittsburgh	4:05
New York Jets at Miami	1:00
Philadelphia at Dallas	12:00
San Diego at Oakland	1:05
San Francisco at Carolina	1:00
Seattle at Buffalo	1:00
Tennessee at Cincinnati	1:00
Washington at Denver	2:15
St. Louis at New England	8:30

**MONDAY, NOVEMBER 19**

New York Giants at Minnesota	8:00
------------------------------	------

**THURSDAY, NOVEMBER 22 (Twelfth Weekend)**  
 (Open Date: New York Jets)

Green Bay at Detroit	12:30
Denver at Dallas	3:05

**SUNDAY, NOVEMBER 25**

Arizona at San Diego	1:05
Atlanta at Carolina	1:00
Baltimore at Jacksonville	1:00
Cincinnati at Cleveland	1:00
Miami at Buffalo	1:00
New Orleans at New England	4:05
Oakland at New York Giants	4:15
Pittsburgh at Tennessee	12:00
San Francisco at Indianapolis	1:00
Seattle at Kansas City	12:00
Washington at Philadelphia	1:00
Chicago at Minnesota	7:30

**MONDAY, NOVEMBER 26**

Tampa Bay at St. Louis	8:00
------------------------	------

**THURSDAY, NOVEMBER 29 (Thirteenth Weekend)**  
 (Open Date: New York Giants)

Philadelphia at Kansas City	7:30
-----------------------------	------

**SUNDAY, DECEMBER 2**

Arizona at Oakland	1:15
Carolina at New Orleans	12:00
Dallas at Washington	4:15
Denver at Miami	1:00
Detroit at Chicago	12:00
Indianapolis at Baltimore	1:00
Minnesota at Pittsburgh	1:00
New England at New York Jets	1:00
St. Louis at Atlanta	1:00
San Diego at Seattle	1:05
Tampa Bay at Cincinnati	1:00
Tennessee at Cleveland	1:00
Buffalo at San Francisco	5:30

**MONDAY, DECEMBER 3**

Green Bay at Jacksonville	9:00
---------------------------	------

**SUNDAY, DECEMBER 9 (Fourteenth Weekend)**  
 (Open Date: Baltimore)

Carolina at Buffalo	1:00
Chicago at Green Bay	12:00
Cleveland at New England	1:00
Detroit at Tampa Bay	1:00
Jacksonville at Cincinnati	1:00
Kansas City at Oakland	1:15
New Orleans at Atlanta	1:00
New York Giants at Dallas	12:00
New York Jets at Pittsburgh	4:15
San Diego at Philadelphia	1:00
San Francisco at St. Louis	12:00
Tennessee at Minnesota	12:00
Washington at Arizona	2:05
Seattle at Denver	6:30

**MONDAY, DECEMBER 10**

Indianapolis at Miami	9:00
-----------------------	------

**SATURDAY, DECEMBER 15 (Fifteenth Weekend)**  
 (Open Date: Carolina)

Arizona at New York Giants	1:30
Oakland at San Diego	2:00

**SUNDAY, DECEMBER 16**

Atlanta at Indianapolis	1:00
Cincinnati at New York Jets	1:00
Dallas at Seattle	1:15
Denver at Kansas City	12:00
Green Bay at Tennessee	3:15
Jacksonville at Cleveland	1:00
Miami at San Francisco	1:05
Minnesota at Detroit	1:00
New England at Buffalo	1:00
Philadelphia at Washington	1:00
Tampa Bay at Chicago	12:00
Pittsburgh at Baltimore	8:30

**MONDAY, DECEMBER 17**

St. Louis at New Orleans	8:00
--------------------------	------

**SATURDAY, DECEMBER 22 (Sixteenth Weekend)**  
 (Open Date: Denver)

Miami at New England	1:30
Philadelphia at San Francisco	2:00
Tennessee at Oakland	6:00

**SUNDAY, DECEMBER 23**

Buffalo at Atlanta	1:00
Chicago at Washington	1:00
Cincinnati at Baltimore	1:00
Cleveland at Green Bay	12:00
Dallas at Arizona	2:05
Detroit at Pittsburgh	1:00
Jacksonville at Minnesota	3:15
New Orleans at Tampa Bay	1:00
St. Louis at Carolina	1:00
San Diego at Kansas City	12:00
Seattle at New York Giants	1:00
New York Jets at Indianapolis	8:30

**SATURDAY, DECEMBER 29 (Seventeenth Weekend)**  
 (Open Date: New England)

Baltimore at Tampa Bay	9:00
------------------------	------

**SUNDAY, DECEMBER 30**

Arizona at Carolina	1:00
Atlanta at Miami	1:00
Buffalo at New York Jets	1:00
Chicago at Detroit	1:00
Cleveland at Tennessee	12:00
Indianapolis at St. Louis	12:00
Kansas City at Jacksonville	1:00
Minnesota at Green Bay	12:00
New York Giants at Philadelphia	4:05
Oakland at Denver	2:15
Pittsburgh at Cincinnati	1:00
San Francisco at Dallas	12:00
Seattle at San Diego	1:15
Washington at New Orleans	7:30





IMPALA



MONTE CARLO

# THE KEYS TO A STRONG PASSING GAME.

CHEVY  WE'LL BE THERE

OFFICIAL VEHICLES OF THE DALLAS COWBOYS.



**GRAB A MILLER LITE**



**IT'S  
MILLER  
TIME!**

