


# 87★COWBOYS



# FINGERTIP INFORMATION

OFFICE ADDRESS — Cowboys Center, One Cowboys Parkway,  
Irving, Texas 75063-4727

Executive Offices 214/556-9900, Ticket Office 214/556-2500

HOME FIELD — Texas Stadium (Capacity 63,855)

COLORS — Royal Blue, Metallic Silver Blue and White

## COWBOYS TICKET OUTLETS

Dallas Cowboys Ticket Office  
Cowboys Center  
One Cowboys Parkway  
Irving, Texas 75063-4727

Central Ticket Agency  
1007 Commerce, Fort Worth 76102

## Rainbow-Ticketmaster Centers

Charge By Phone — Dallas 214/787-2000, Metro 787-1500  
Texas Wats 1-800-992-8000

**ARLINGTON**—Sears, Six Flags Mall  
**AUSTIN**—(512) 477-6060  
**DALLAS**—Sears, Valley View Mall;  
Sears, Ross Avenue; Sears, Redbird  
Mall; Rainbow Ticket Center,  
9850 N. Central  
**DENTON**—Sears, Golden Triangle Mall  
**EL PASO**—(915) 532-4661  
**FORT WORTH**—Sears, Seminary South  
Shopping Center; Sears, Ridgmar Mall

**HOUSTON**—(713) 977-3333  
**HURST**—Sears, Northeast Mall  
**IRVING**—Sears, Irving Mall  
**MESQUITE**—Sears, Town East Mall  
**OKLAHOMA CITY**—(405) 948-6800  
**PLANO**—Sears, Collin Creek Mall  
**RICHARDSON**—Sears, Richardson  
Square Mall  
**SAN ANTONIO**—(512) 224-3000

## INDEX

Attendance Records .....	168	Opponents .....	92
Big Days/Playoffs .....	141	Players	
Big Days/Regular Season .....	129	Biographies, Draft Choices .....	68
Cheerleaders .....	163	Biographies, Veterans .....	18
Coaches .....	6	Biographies, Others with Pro Exp. ....	75
Consecutive Winning Seasons .....	144	Roster, All-Time .....	80
Cowboys Band .....	167	Roster, All-Time by College .....	84
Cowboys Center .....	162	Roster, 1987 .....	79
Cowboys in Print .....	165	Roster, Rookies, 1987 .....	77
Directory .....	2	Preseason Results, All-Time .....	150
Draft, All-Time (1961-87) .....	85	Radio .....	164
Halftime Activities .....	167	Records/Playoff .....	134
Highlight Film .....	153	Records/Regular Season .....	117
Historical Highlights .....	154	Results, All-Time .....	146
Honors .....	83	Results (1986 Game by Game) .....	100
How Cowboys Were Built .....	16	Ring of Honor .....	152
Last Time .....	142	Road Itinerary .....	108
Largest Margin of Victory .....	128	Schedule, Cowboys 1987 .....	1
Largest Margin of Defeat .....	129	Silver Season All-Time Team .....	153
Longest Plays/Playoffs .....	141	Statistical Leaders, All-Time .....	110
Longest Plays/Regular Season .....	131	Statistical Leaders, by Years .....	112
Management .....	3	Statistics, 1986 .....	106
Monday Night, etc. Results .....	144	Television .....	165
NFL Data		Thanksgiving Day Results .....	144
Post Season, 1987 .....	169	What to Look for in 1987 .....	15
Schedule, 1987 .....	170	Cowboys and You .....	166
Standings, 1986 .....	169		

# 1987 Schedule

## PRESEASON GAMES

DATE	OPPONENT	LOCAL TIME	DALLAS TIME
Sat., Aug. 15	at San Diego Chargers	6:00 p.m.	8:00 p.m.
Sat., Aug. 22	at San Francisco 49ers	6:00 p.m.	8:00 p.m.
Sun., Aug. 30	<b>SALESMANSHIP CLUB GAME I</b> <b>LOS ANGELES RAIDERS</b>	7:00 p.m.	
Sat., Sept. 5	<b>SALESMANSHIP CLUB GAME II</b> <b>HOUSTON OILERS</b>	8:00 p.m.	

## REGULAR SEASON GAMES

DATE	OPPONENT	LOCAL TIME	DALLAS TIME
Sun., Sept. 13	at St. Louis Cardinals	12:00 noon	
Sun., Sept. 20	at New York Giants	4:00 p.m.	3:00 p.m.
Sun., Sept. 27	<b>BUFFALO BILLS</b>	12:00 noon	
Sun., Oct. 4	at New York Jets	4:00 p.m.	3:00 p.m.
Sun., Oct. 11	<b>PHILADELPHIA EAGLES</b>	12:00 noon	
Mon., Oct. 19	<b>WASHINGTON REDSKINS</b>	8:00 p.m.	
Sun., Oct. 25	at Philadelphia Eagles	1:00 p.m.	12:00 noon
Mon., Nov. 2	<b>NEW YORK GIANTS</b>	8:00 p.m.	
Sun., Nov. 8	at Detroit Lions	1:00 p.m.	12:00 noon
Sun., Nov. 15	at New England Patriots	1:00 p.m.	12:00 noon
Sun., Nov. 22	<b>MIAMI DOLPHINS</b>	7:00 p.m.	
Thurs., Nov. 26	<b>MINNESOTA VIKINGS</b>	3:00 p.m.	
Sun., Dec. 6	<b>ATLANTA FALCONS</b>	12:00 noon	
Sun., Dec. 13	at Washington Redskins	1:00 p.m.	12:00 noon
Mon., Dec. 21	at Los Angeles Rams	6:00 p.m.	8:00 p.m.
Sun., Dec. 27	<b>ST. LOUIS CARDINALS</b>	12:00 noon	

## 1987 Training Camp Data

### LOCATION

California Lutheran University  
Conejo Hall  
3270 Campus Drive South  
Thousands Oaks, Calif. 91360

### DATES:

July 19 through August 28  
After August 28, in Dallas

### REPORTING DATES:

Rookies report on Sun., July 19  
Veterans report on Thurs., July 30

### PHONE NUMBERS:

Switchboard ..... 805/493-3500  
Doug Todd ..... 805/493-3494  
Greg Aiello ..... 805/493-3499  
Telecopier Line .... 805/493-3468  
TWX Line ..... 910/336-1104

**Note to Media:** The "Dial-a-Cowboy" number is 214/487-1111. Dial that number any time of the day or night for a taped interview with a Dallas player or coach.





# Cowboys Club Directory

**General Partner:** H.R. "Bum" Bright  
**President and General Manager:** Texas E. Schramm  
**Vice President-Personnel Development:** Gil Brandt  
**Vice President-Treasurer:** Don Wilson  
**Vice President-Administration:** Joe Bailey  
**Vice President-Pro Personnel:** Bob Ackles

**Head Coach:** Tom Landry

**Coaching Staff:** Neil Armstrong, *Research & Development*; Jim Erkenbeck, *Offensive Line*; Paul Hackett, *Pass Offense/Quarterbacks*; Al Lavan, *Running Backs*; Alan Lowry, *Receivers*; Dick Nolan, *Defensive Backs*; Mike Solari, *Special Teams/Offensive Line*; Ernie Stautner, *Defensive Coordinator/Defensive Line*; Jerry Tubbs, *Linebackers*; Bob Ward, *Conditioning*.

**Coaching Secretaries:** Marge Anderson (Coaching Staff), Barbara Goodman (Mr. Landry), Tula Johnapelus (Mr. Ackles, Coaching Staff).

**Scouts:** Bob Griffin, Charlie Mackey, Dick Mansperger, Ron Marciniak, Jeff Smith, John Wooten, Walt Yowarsky.

**Scouting Secretaries:** Wendy Bordinat (Mr. Brandt), Hazel Nichols (Scouting Staff).

**Medical:** Don Cochren, *Trainer*; Ken Locker, *Assistant Trainer*; Dr. Robert D. Vandermeer, Dr. Marvin P. Knight, Dr. J. Pat Evans, Dr. J.R. Zamarano.

**Counseling Services:** Larry Wansley, *Director*.

**Photographic Services:** Bob Friedman, *Director*; Robert Blackwell, *Assistant Director*.

**Equipment:** Buck Buchanan, *Manager*; Jerry Fowler, *Assistant Manager*; Otis Jackson, *Assistant*.

**Public Relations:** Doug Todd, *Director*; Greg Aiello, *Marketing Director*; David Pelletier, *Assistant*.

**Public Relations Secretaries:** Jerri Mote (Mr. Todd), Deana Patterson (Mr. Aiello).

**Advertising:** Peggie Bullock, *Director*; Cindy Birne, *Assistant*.

**Entertainment:** Jim Skinner, *Halftime Director*; Bill Lively, *Band Director*.

**Administration:** Jim Lancaster, *Controller*; Debbie McBride, *Accounting*; Pat Miller, *Accounting*; Allan Cariker, *Computer Services*; Kathy Coleman, *Mail/Supplies*; Billy Hicks, *Business Services*; Bunker Hill, *Administrative Assistant*; Melissa Aucoin, *Receptionist*; Cherri Gamble, *Switchboard*.

**Administrative Secretaries:** Jill Buckley (Mr. Bailey), Dee Dee Ground (Mr. Wansley), Connie Medina (Mr. Schramm).

**Ticket Office:** Steve Orsini, *Manager*; Ann Lloyd, *Assistant Manager*; Sandra Woods, *Assistant to Manager*; Rebecca Nolte, *Assistant*; Mary Reed, *Assistant*.

**Cheerleaders:** Suzanne Mitchell, *Director*; Debbie Bond, *Assistant Director*; Sharon Werthmann, *Choreographer*; Judy Trammell, *Assistant Choreographer*.

**Cowboys Travel:** Dan Werner, *Director*; Sara Benchoff, Cathy Boyd, Marti Carlson, Cynthia Comeaux, Barbara Cramer, Linda Creamer, Heather Green, Tammy Guthery, Karen Helms, Terry Kalmi, Starla Lindsey, Diane Manney, Cheryl Miller, Cindy Reeves, Ginger Rippley.

**Cowboys Weekly:** Russ Russell, *Publisher*; Steve Perkins, *Editor*; Carlton Stowers, *Associate Editor*; Jarrett Bell, *Assistant Editor*; Bobby Collier, *Production Manager*; Sharon Carnahan, *Circulation Manager*; Pam Peterson, *Assistant*.

**Building Services:** Steve Forgey, *Maintenance Supervisor*; William Griffith, *Grounds Maintenance*.

**Building Security:** John Garza, Bill Petty, Bill Westfall.

## Limited Partnership

H.R. Bright  
L. Brad Camp  
J.L. Huffines, Jr.  
Mrs. Amelia Hodges

Texas E. Schramm  
Ed A. Smith, Jr.  
Arthur Temple  
S. Foster Yancey



# THE MANAGEMENT

## Bum Bright General Partner



H. R. (Harvey Roberts) Bright, better known as "Bum," has smoothly guided the Cowboys into a new era since his limited partnership acquired the club in the spring of 1984.

Bright put together the ownership group and masterminded the complicated purchase of the Cowboys from founder Clint Murchison, Jr. Bright serves as general partner of the limited partnership.

With Bright at the helm, the Cowboys began their second 25 years by moving into their state-of-the-art headquarters and training facility. Bright also guided the renovation of Texas Stadium, including the addition of 118 Crown Suites and the installation of two DiamondVision color scoreboards.

Born in Muskogee, Okla., Bum moved to Dallas with his family when he was eight years old. He earned a degree in petroleum engineering from Texas A&M University in 1943 before serving 2½ years as a captain in the Army Corps of Engineers.

Bright entered the oil business following his military service. He is senior partner of Bright & Company, a Dallas-based oil and gas production firm. He also has extensive holdings in the banking industry.

Bright is chairman of the board of directors of Children's Medical Foundation of Texas and past chairman of the board of regents of Texas A&M. He and wife Peggy live in Dallas. Bum has four children — Carol, Margaret, Chris and Clay.

## Tex Schramm President-General Manager



The trademark stability of the Cowboys' front office team traces to the leadership of the club's first and only general manager, Texas E. Schramm.

Managing partner of the Cowboys' ownership group, Schramm has directed the daily operation of the Cowboys since 1960 when Clint Murchison, Jr., founded the franchise. Schramm is regarded as one of the greatest innovators in pro football history.

A native of Los Angeles with family roots in San Antonio, Texas, Schramm earned a degree in journalism from the University of Texas. He joined the Los Angeles Rams as publicity director in 1947 after two years as a sports writer and sports editor at the Austin American-Statesman. In a 10-year career with the Rams he rose from publicity director, to assistant to the president, to general manager. During his tenure he brought Pete Rozelle into the NFL as the Rams' publicity director.

Schramm left the Rams in 1957 to join CBS Television as assistant director of sports. He put together the first network telecast of the Olympics, but, following those Winter Games of 1960 in Squaw Valley, Calif., Schramm returned to

pro football upon being hired by Murchison to run the NFL's new Dallas franchise.

After the Cowboys won Super Bowl XII, Schramm was named NFL Executive of the Year by The Sporting News, and in 1978 he received the Bert Bell Award for outstanding executive leadership in the NFL. Tex serves as chairman of the NFL's Competition Committee and on the executive committee of the NFL Management Council.

Tex and wife Marty live in Dallas. They have three daughters — Mardee, Christi and Kandy. Tex was named a 1987 Father of the Year by the Dallas Father of the Year Committee and the New York based Father's Day Council, Inc.



## **Gil Brandt** **Vice President-Personnel Development**

Gil Brandt is the man responsible for finding the football players who have made the Cowboys a winning team for a remarkable 20 of the past 21 years.

Brandt has been the Cowboys' chief talent scout since the club's birth in 1960. He had served as a part-time scout for the Los Angeles Rams under General Manager Tex Schramm in the 1950s. When Schramm

took command of the newly formed Dallas Cowboys in 1960, one of the first people he hired was Brandt. Schramm, Brandt and Coach Tom Landry form the triumverate which has guided the Cowboys since 1960.

Brandt helped pioneer many of the scouting techniques used by NFL clubs today, such as computer analysis of prospects, converting basketball players and track athletes into football players and finding top free agent rookies, such as Drew Pearson, Cliff Harris and Everson Walls.

A native of Milwaukee and a graduate of the University of Wisconsin, Brandt worked as a baby photographer before his flair of discovering football talent led him into the NFL.

Gil and wife Dot live in Dallas with sons Chuck, Todd and Brig.



## **Don Wilson** **Vice President-Treasurer**

Don Wilson has overseen the financial management of the Cowboys since joining the club in 1971 as treasurer.

A native of Tulsa, Okla., Wilson received his bachelor of science degree in business administration from the University of Tulsa in 1955.

Wilson began his accounting career with Arthur Andersen & Co. in Oklahoma City as audit manager from 1955-65. In 1965 he moved to Bath, Maine, to become controller of Bath Iron Works Corporation until 1969.

Wilson served as a vice president of Parkwood Laminates, Inc., in Lowell, Mass., from 1969-71 before joining the Cowboys. He is a member of the American Institute of Certified Public Accountants.

Don and wife Gloria live in Irving, Texas. Don has two sons, Michael and David.

## **Joe Bailey** **Vice President-Administration**



Joe Bailey has served as the Cowboys' vice president in charge of administration since 1977. Reporting directly to Tex Schramm on the day-to-day operations of all departments, he also negotiates contracts of all drafted and veteran players. Bailey's career with the Cowboys has included a wide variety of assignments, beginning with four years as a summer training camp aide in the early 1960's.

Bailey joined the Cowboys full time in 1970 as a scout after two years with Merrill Lynch in Washington, D.C. Bailey became the Cowboys' business manager in 1971 and handled that post until 1977 when he was elevated to vice president.

The Washington, D.C., native attended the University of North Carolina on a football-baseball scholarship, graduating in 1968 with a degree in political science. He attended the University of Grenoble, SMU, and took a leave of absence in 1985 to complete the Advanced Management Program of the Harvard University Graduate School of Business.

Joe serves on various boards including NFL Properties, NFL Films and the Plaza National Bank in Dallas. He is a member of the Salesmanship Club of Dallas. Joe and wife Julie live in Dallas with their children — Joe IV, Tara and Tyler.

## **Bob Ackles** **Vice President-Pro Personnel**



Bob Ackles joined the Cowboys in July 1986 as the club's first director of pro personnel following 11 years as general manager of the Canadian Football League's British Columbia Lions. He was considered one of the CFL's top administrators.

Ackles is responsible for scouting all NFL players and for dealing with other NFL teams on player personnel matters. He also supplies information on opposing players to the Cowboys' coaching staff.

Bob performed virtually every administrative duty during a 32-year career with the B.C. Lions. He had the unique distinction of joining the club in its first year of operation in 1954 as a 16-year-old waterboy.


He worked his way through college as the Lions' equipment manager and became assistant general manager before being elevated to general manager in 1975. Part of Ackles' responsibilities was keeping tabs on NFL players, including annual visits to NFL training camps. He visited the Cowboys' training camp six times between 1978 and 1985.

Under Ackles' leadership, the Lions became one of the CFL's winningest teams, moved into a new stadium and built a new training facility. In 1985 the Lions won the Grey Cup, emblematic of the CFL championship.

Bob and wife Kay have two sons, Steve and Scott.



## THE COACH



The fire still burns brightly for Tom Landry in his 28th season as head coach of the Dallas Cowboys.

His 1986 team finished 7-9, the club's first losing record since 1964, and Landry did not like it.

"That was a terrible stretch we had the second half of last year (when the Cowboys lost seven of eight)," said Landry. "We've never had a stretch like that before in 27 years. . . .

"We've been knocked down before and come back, but we've never been on the skids like last year. And that is bad. That is really bad.

"The toughest thing we are going to have to do is regain confidence."

It comes as no surprise that the Landry method for restoring the team's confidence began with hard work.

"We worked harder in the offseason," he said. "The players worked more, the coaches worked more. We had more activity in the offseason program than we ever had before.

"Coaches worked with players much more than we'd done before. There's no easy way out of this thing."

Accordingly, just before training camp, Landry signed a new three-year contract.

Up until 1986, the Cowboys under Landry had enjoyed an unprecedented 20 consecutive winning seasons. Eighteen of those 20 years saw the Cowboys in the playoffs, and five ended in the Super Bowl.

"I don't know of any team that has come off a long winning streak and then not stayed down for awhile," Landry says. "That's the challenge we have.

"I coach because I enjoy bringing a team back when it's on a downward slope. When players can fight back and bounce back, it gets me excited."

But, as Landry prepared his team for the 1987 season, he knew the excitement would have to wait.

"We've just got to develop a mad temperament," he said. "Do you want to be a losing team or not?"

\* \* \*

Thomas Wade Landry was born in Mission, Texas, on Sept. 11, 1924. He was an All-Regional fullback at Mission High School before enrolling at the University of Texas. Following one semester he joined the Air Corps and flew 30 B-17 missions with the Eighth Air Force in World War II.

In November 1945 he was discharged as a first lieutenant and returned to Texas where he became a star fullback and defensive back, earning All-Southwest Conference honors as a junior and co-captaining the Longhorns as a senior. With Landry's help Texas beat Alabama in the 1948 Sugar Bowl and Georgia in the 1949 Orange Bowl.

Landry played for the New York Yankees of the All-America Conference in 1949 before joining the NFL's New York Giants the next year. He was a mainstay in the Giants' defensive secondary through 1955, the last two years as a player-coach. He earned All-Pro honors in 1954.

Following his retirement as a player in 1955, Tom served as the Giants' defensive coach through 1959. Giants Head Coach Jim Lee Howell called him "the best defensive coach in the business."

Coach Landry and wife Alicia, whom he met at Texas, have three children — Tom Jr., an attorney and oilman, Kitty and Lisa. Kitty and her husband, former Texas quarterback Eddie Phillips, have two children.

Landry is an inspirational leader to many because of his principles and achievements. Tom devotes much of his spare time to the Fellowship of Christian Athletes and serves on the Board of Trustees of the National FCA.

In March, 1984, Mission High School dedicated Tom Landry Stadium in honor of its native son. Tom also was named national chairman of the NFL Alumni Association's 1984 Youth of America Week, and he received the 1984 American Exemplar Medal from the Freedom Foundation.

Coach Landry was a national 1983 Horatio Alger Award winner for his inspirational rise to prominence. In 1981 the NFL Alumni Association presented him with its highest honor, the Order of the Leather Helmet, for distinguished service to football.

In 1980 California Lutheran University, home of the Cowboys' annual training camp, established the Landry Medal, awarded annually to a person who has distinguished himself in his profession and serves as an inspiration to American youth.

Landry earned a degree in business at Texas and one in industrial engineering from the University of Houston. He has honorary degrees from California Lutheran (now California Lutheran University); John Brown University; Southwest Baptist College, and Abilene Christian University.

In 1987, he received the Distinguished American Award from the Walter Camp Football Foundation, and the Paul Brown Award from the Touchdown Club of Columbus, Ohio.

### THE LANDRY YEARS (Reg. Season Only)

YEAR	W	L	T	YEAR	W	L	T
1960.....	0	11	1	1974.....	8	6	0
1961.....	4	9	1	*1975.....	10	4	0
1962.....	5	8	1	*1976.....	11	3	0
1963.....	4	10	0	*1977.....	12	2	0
1964.....	5	8	1	*1978.....	12	4	0
1965.....	7	7	0	*1979.....	11	5	0
*1966.....	10	3	1	*1980.....	12	4	0
*1967.....	9	5	0	*1981.....	12	4	0
*1968.....	12	2	0	*1982.....	6	3	0
*1969.....	11	2	1	*1983.....	12	4	0
*1970.....	10	4	0	1984.....	9	7	0
*1971.....	11	3	0	*1985.....	10	6	0
*1972.....	10	4	0	1986.....	7	9	0
*1973.....	10	4	0	TOTALS.....	240	141	6

\*Qualified for Playoffs (Won Super Bowl VI on Jan. 16, 1972; won Super Bowl XII on Jan. 15, 1978). Landry and the Cowboys are 20-16 in playoff games.

### NFL'S TOP 10 WINNINGEST COACHES\*

COACH, TEAMS	W	L	T
1. <b>GEORGE HALAS (40 years)</b> .....	325	151	31
Chicago Bears ('20-'29, '33-'42, '46-'55, '58-'67)			
2. <b>**DON SHULA (24 years)</b> .....	263	107	6
Baltimore ('63-'69), Miami ('70-'86)			
3. <b>**TOM LANDRY (27 years)</b> .....	260	157	6
Dallas Cowboys ('60-'86)			
4. <b>CURLY LAMBEAU (33 years)</b> .....	234	135	23
Green Bay ('21-'49), Chi. Cards ('50-'51), Wash. ('52-'53)			
5. <b>**CHUCK NOLL (18 years)</b> .....	170	114	1
Pittsburgh ('69-'86)			
5. <b>PAUL BROWN (21 years)</b> .....	170	108	6
Cleveland ('50-'62), Cincinnati ('68-'75)			
7. <b>BUD GRANT (18 years)</b> .....	168	108	5
Minnesota ('67-'83, 1985)			
8. <b>STEVE OWEN (23 years)</b> .....	154	108	17
New York Giants ('31-'53)			
9. <b>**CHUCK KNOX (14 years)</b> .....	137	85	1
L.A. Rams ('73-'77), Buffalo ('78-'82), Seattle ('83-'86)			
10. <b>HANK STRAM (17 years)</b> .....	136	100	10
Dallas Texans ('60-'62), Kansas City ('63-'74), New Orleans ('76-'77)			

\*Regular season and playoffs

\*\*Active in 1986



# THE COACHING STAFF

## Neill Armstrong Research and Development



Neill Armstrong studies and evaluates all players and teams in the NFL. His reports provide the basis for the formulation of the Cowboys' game plans. Neill joined the Cowboys in 1982. He took over the R&D position from Ermal Allen, who held it for 14 years until his retirement in 1984.

Armstrong compiled a 30-34 record in four seasons (1978-81) as head coach of the Chicago Bears before coming to Dallas. Before joining the Bears he was an assistant coach with the Minnesota Vikings for nine years, seven as defensive coordinator.

Armstrong led Edmonton to the Canadian Football League playoffs three times during a six-year reign as head coach from 1964-69. Neill began his professional coaching career with the Houston Oilers in 1962-63 following seven years (1955-61) as an assistant at his alma mater, Oklahoma State.

A native of Tishomingo, Okla. (3/9/26), Armstrong was an All-America receiver at Oklahoma State (then Oklahoma A&M) from 1943-46. He was the Philadelphia Eagles' No. 1 draft choice in 1947. He played on two NFL championship teams in five seasons (1947-51) with the Eagles. He was a two-time all-star in three years with the CFL's Winnipeg Blue Bombers (1951, '53-54).

Neill and wife Jane have three children — Neill Jr., David and Gail — and five grandchildren.

## Jim Erkenbeck Offensive Line



Jim Erkenbeck, who in his first year as an NFL coach turned the New Orleans Saints offensive line into one of the best in the league, joined the Cowboys as offensive line coach in January replacing Jim Myers, who retired.

In 1985 the Saints were one of only two teams in the NFL to allow more than 55 sacks (58) and average fewer than four yards per rush (3.9). After Erkenbeck's arrival in 1986 the Saints became one of only four teams to allow fewer than 28 sacks (27) and average more than four yards per carry (4.1).

Prior to joining the Saints, Erkenbeck coached the offensive line of the Philadelphia Stars, who went to the USFL Championship game all three years of the league's existence and won the championship the last two seasons.

From 1972-76 Erkenbeck was the offensive line coach at the University of California where for four of those years (1972-75) he coached with Cowboys pass offense coordinator Paul Hackett.

After leaving California, Erkenbeck began his pro coaching career in the Canadian Football League. He was offensive coordinator at Winnipeg in 1977 and continued in that capacity with Montreal (1978-81) and Calgary (1982).

Following a college career at San Diego State where he earned three football letters and one track letter, Erkenbeck spent four years in the Marine Corps. He started his coaching career with El Capitan High School in San Diego.

His first college coaching experience came under Don Coryell at his alma mater where he coached the offensive and defensive lines from 1960-63. Erkenbeck went on to coach at Grossmont College in San Diego (1964-67), Utah State (1968) and Washington State (1969-71) before moving to California.

The father of two sons, Jeffrey and Jim, Erkenbeck (9/10/31) and his wife Jocelyne live in Roanoke, Texas.



## **Paul Hackett**

### **Pass Offense Coordinator • Quarterbacks**

Paul Hackett joined the Cowboys in 1986 after three years as quarterbacks/receivers coach of the San Francisco 49ers. Under Hackett's guidance, 49ers quarterback Joe Montana was the NFC's highest-rated quarterback and led the NFC in TD passes in both 1984 and '85. Danny White was leading the NFC in passing in '86 when he suffered a broken wrist midway through the season.

As a senior at UC Davis in 1969 Paul led the Far Western Conference in passing. He began his coaching career the next year at his alma mater before moving on to the University of California in 1972. While at Berkeley Hackett coached All-America Steve Bartkowski, who led the NCAA in passing in 1974, and the late Joe Roth, who led the Pac 8 in passing in 1975.

Following a four-year hitch at Cal, Hackett was named quarterbacks coach at the University of Southern California. With the Trojans he coached Vince Evans and Paul McDonald, who set 17 USC, Pac-10 and NCAA records.

Hackett began his pro coaching career with the Cleveland Browns in 1981. He spent two years as the quarterbacks coach before moving to San Francisco in 1983.

A native of Burlington, Vt. (7/5/47), Paul and wife Elizabeth have two sons — David and Nathaniel.



## **Al Lavan**

### **Running Backs**

Following eight years of coaching in college and the pros, Al Lavan became the Cowboys' running backs coach in 1980. Under Lavan the Cowboys' running game has remained one of the most respected in the NFL.

Lavan coached running backs at Stanford in 1979 after two years at Georgia Tech handling receivers and running backs. He directed defensive backs and special teams for the Falcons in 1975 and '76.

Lavan began his coaching career in 1972 as receivers coach at his alma mater, Colorado State. He moved to Louisville to coach defensive backs in 1973 before being named receivers coach at Iowa State in 1974. The next season he returned to the Falcons as a coach.

A native of Pierce, Fla. (9/13/46), Lavan was a defensive back and place kicker at Colorado State and was drafted in the eighth round by Philadelphia in 1968. He played defensive back for the Eagles in 1968, then for Atlanta in 1969 and '70.

Al and wife Bessie have three children — Travis, Douglas and Maeleeke.

## Alan Lowry Receivers



Alan Lowry was named Cowboys receivers coach in 1987 after five years as their special teams coach and five seasons as defensive backfield coach of his alma mater, the University of Texas.

Lowry is one of the few football players in Southwest Conference history to earn All-Conference honors both as an offensive and defensive star. He was a defensive back at Texas in 1970 and '71 when the Longhorns won a national and two conference championships. Lowry was All-SWC in 1971.

In 1972 Lowry was switched to quarterback and earned conference honors again in leading Texas to a 10-1 season, including a come-from-behind victory over Alabama in the Cotton Bowl.

After receiving his degree in physical education, Lowry served as an assistant coach at Virginia Tech in 1974. He joined the Wyoming staff under Fred Akers in 1975, but resigned that post in the summer of 1976.

Lowry worked for the Cowboys' scouting department in the fall of 1976 before joining Akers' staff at Texas in December 1976.

Lowry is a native of Irving, Texas (11/21/50), home of Texas Stadium. Alan and wife Donna live in Roanoke, Texas with daughter Marta Jean.

## Dick Nolan Defensive Backs



After four years as receivers coach with the Cowboys, Dick Nolan returned to a familiar role as the Cowboys defensive backs coach in 1986, reuniting the original "Doomsday Defense" coaching staff of Nolan and Ernie Stautner. After a year as a player-coach in 1962, Dick coached the Cowboys defensive backs from 1963-67, developing All-Pros Mel Renfro and Cornell Green.

Nolan left the Cowboys to become head coach of the San Francisco 49ers from 1968-75. His teams won the NFC West championship in 1970, '71 and '72. He was NFC coach of the year in 1970.

Nolan joined New Orleans as linebackers coach in 1977 and was head coach of the Saints from 1978-80. Dick was the defensive coordinator of the Oilers in 1981 before returning to Dallas in 1982.

Nolan and Tom Landry were defensive back teammates with the New York Giants in 1954 and '55 when Tom was a player-coach. Nolan also played under Landry in 1956, '57 and '59 when Tom was New York's defensive coach. Nolan played for the Chicago Cardinals in 1958 before returning to the Giants for the next three seasons.

Born in Pittsburgh, Pa. (3/26/32), and raised in White Plains, N.Y., Nolan was a two-way star football player at the University of Maryland from 1951-53. He played offensive and defensive halfback on Maryland's 1953 national championship team.

Dick and wife Ann have six children — Richard Jr., Nancy, Michael, Kelly, Lisa and Jimmy — and three grandchildren.





## **Mike Solari** **Special Teams**

Mike Solari, who spent the 1986 season as offensive line coach and offensive coordinator at the University of Pittsburgh, joined the Cowboys as special teams coach in 1987.

Solari, who also helps Jim Erkenbeck with the offensive line, directed a Pittsburgh attack that averaged 371.7 yards per game in 1986.

After becoming offensive line coach at Cincinnati in 1981, Solari moved on with head coach Mike Gottfried in 1983 to Kansas and in 1986 to Pittsburgh where he was given the added responsibilities of offensive coordinator.

Following an outstanding career at San Diego State where he was named most valuable offensive lineman and received a National Football Foundation Hall of Fame Award for his academic and athletic excellence, Solari began his coaching career at Mission Bay High School in 1976 working with the offensive line and directing the wrestling team.

He joined the college ranks in 1977 as offensive line coach at Mira Vista Junior College in Oceanside, Calif. Solari then moved down the coast to U.S. International in San Diego in 1979. The following season he coached the offensive line at 1980 NCAA Division II champ Boise State.

A native of Daly City, Calif. (1/16/55), Solari and wife Patti have two daughters, Tamara and Stephanie.



## **Ernie Stautner** **Defensive Coordinator • Defensive Line**

Under the direction of Pro Football Hall of Famer Ernie Stautner, the Cowboys consistently field excellent defenses and All-Pro defensive linemen like Bob Lilly, George Andrie, Harvey Martin, Randy White, Ed Jones and John Dutton.

The Cowboys' famed "Doomsday Defense" began to emerge shortly after Stautner's arrival as defensive line coach in 1966. Ernie also helped fashion "Doomsday II," which carried Dallas to its second Super Bowl title in 1977.

Stautner was an All-Pro defensive end and tackle with the Pittsburgh Steelers where he played for 15 years (1950-64) despite being relatively small at 6-0, 230 pounds. A veteran of nine Pro Bowls, he was elected to the Pro Football Hall of Fame in 1969, his first year of eligibility. In 1982 he was voted to the Steelers' 50th anniversary team.

Ernie was born in Cham, Bavaria (4/20/27), but grew up in Albany, N.Y. Following a World War II Marine Corps hitch (1943-46), he enrolled at Boston College and developed into a two-way star lineman.

Ernie directs the annual Ernie Stautner Football Camp for Boys every June at Texas Stadium.

Ernie has three children — Joe, Terri and Carol.

## **Jerry Tubbs** Linebackers



The only original Cowboys player still with the club is Jerry Tubbs, who came to Dallas in the 1960 expansion draft from the San Francisco 49ers.

Jerry was the Cowboys' first starting middle linebacker and one of four in club history. As a coach he developed his successors at the critical middle spot, Lee Roy Jordan, Bob Breunig and Eugene Lockhart. Tubbs, Jordan and Breunig all played in the Pro Bowl.

Tubbs played for the Cowboys for eight seasons (1961-67), serving as player-coach the last two. He was the Cowboys' first All-Pro and Pro Bowl linebacker (1962) and was known as one of the most aggressive players in the game.

Jerry has coached four Pro Bowl linebackers in Dallas — Jordan, Breunig, Chuck Howley and Thomas Henderson.

Born in Breckenridge, Texas (1/23/35), Jerry was inducted into the Texas High School Football Hall of Fame in 1971. He was an All-America center-linebacker for Bud Wilkinson's unbeaten Oklahoma teams from 1954-56. Tubbs was the Walter Camp Award winner in 1956 as the nation's outstanding player.

In '85 *Sooners Illustrated* magazine ranked Tubbs No. 4 on the list of the 10 all-time greatest Oklahoma football players.

Tubbs was drafted in the first round by the Chicago Cardinals in 1957 and also played for the 49ers before coming to Dallas.

Jerry and wife Marlene have two children — Alan and Kayla.

## **Bob Ward** Conditioning



Dr. Bob Ward has Cowboys players enthusiastically participating in his innovative conditioning programs, which include weightlifting, aerobic conditioning, martial arts, flexibility training and nutrition.

Working with computers and emphasizing futuristic concepts, Ward directs the Cowboys' voluntary offseason conditioning program, using biomechanics to devise individual programs for each player. He also supplies each player with a training program during the season.

Ward was track coach for 11 years at Fullerton College in California before joining the Cowboys in 1975.

A graduate of Whitworth College in Spokane, Wash., Ward was an NAIA Little All-America in football and competed at the National NAIA track meet in the shot put and discus. He received his master's degree in physical education from the University of Washington and his doctorate from Indiana University.

Bob has trained extensively in the martial arts and taught Cowboys players various martial arts techniques that can be used in football. A member of Delta Force, a U.S. Army think-tank, he founded the National Association of Speed and Explosion with George Dintiman.

A native of Huntington Park, Calif. (7/4/33), Bob and wife Joyce have two children — Shannon and Erin.



**DON COCHREN**



**KEN LOCKER**



**BUCK BUCHANAN**

### **DON COCHREN, Trainer**

Don Cochren joined the Cowboys in 1965 after experience in college, military and Canadian Football League training.

A graduate of Purdue, Cochren earned his physical therapy certificate at Pennsylvania. He was trainer at Case Institute (now Case-Western Reserve) in Cleveland for two years, with the Toronto Argonauts of the CFL for four years and at University of New Hampshire for one year before coming to Dallas. He also served as a physical therapy officer in the Air Force for two years.

Don was one of 28 trainers selected from colleges and professional sports teams to serve the United States team at the 1980 Winter Olympics in Lake Placid, N.Y. In 1984 Don received the 25-year honor award from the National Athletic Trainers Association.

A native of Princeton, Ind. (2/6/32), Don and wife Jan have four children — Jan, Scott, Wendy and Chris.

### **KEN LOCKER, Assistant Trainer**

Ken Locker works with Don Cochren and supervises the Cowboys' medical rehabilitation program. Locker came to the Cowboys in 1973 after four years as assistant trainer and interim head trainer at North Texas State University.

Locker received his master's degree in physical education from Texas Woman's University. He served two years as trainer of World Championship Tennis, traveling with the men's tour in 1975 and '76.

In 1982 Ken was trainer for NBC's "Survival of the Fittest" competition in New Zealand. He served as a group coordinator of the Dallas Blood Center and was on the executive board of the Professional Football Athletic Trainers Society.

Ken is a native of Seminole, Texas (7/23/51). He and wife Pam live in Roanoke, Texas, with daughters Baylee Arrena and Berkley Anne.

### **BUCK BUCHANAN, Equipment Manager**

William T. "Buck" Buchanan joined the Cowboys in 1973 after supervising athletic programs in the Air Force for 20 Years.

SMSGt. Buchanan was a non-commissioned officer in charge of athletics and programs at the U.S. Air Force Academy Prep School in Colorado Springs for four years. He was awarded the Bronze Star for his performance during a 1968-69 tour of duty in Thailand.

Buck was born in Ballinger, Texas (5/24/33). He and wife Geraldine have two children — Bucky and Julie and a grandson William Thomas, II.



# What To Look For In 1987

- The Cowboys** winning their 22nd league opener in the past 23 seasons. Dallas holds the NFL record of 17 straight opening-game victories from 1965-81. The Cowboys are the best opening-day team in NFL history with a 22-4-1 (.833) record.
- The Cowboys** returning to the playoffs for the 11th time in the past 13 years and the 19th time in the past 22 years. Dallas holds the NFL record of nine consecutive playoff appearances from 1975-83.
- The Cowboys** improving their all-time Texas Stadium record of 100-29 (.775), including playoff games from 1971-85. Dallas has sold out 19 straight games at Texas Stadium and 87 of the past 93 games since 1976.
- The Cowboys** improving their NFC-best 39-18 (.684) record against the AFC in games against AFC East foes Buffalo, Miami, New England and the N.Y. Jets.
- The Cowboys** having a winning record for the 21st time in the past 22 seasons. The team's 20 straight winning seasons from 1966-85 is the longest ever in the NFL and the third longest ever in pro team sports behind the New York Yankees' 39 straight winning seasons from 1926-64 and the Montreal Canadiens' 32 in a row from 1951-52 to 1982-83. The Washington Redskins own the longest active streak of winning seasons in the NFL at five.
- Dallas** improving on its 14-4-1 (.763) record on Thanksgiving Day. In the game immediately following the Thanksgiving Day game, the Cowboys' record is 16-3 (.842). In all games following the Thanksgiving Day game, Dallas has a record of 37-19 (.661).
- Tom Landry** improving his career record of 260-157-6, including playoffs. Only the late George Halas (325 victories) and Miami's Don Shula (263) have more NFL victories than Landry.
- Tony Dorsett** insuring his spot among the best running backs in NFL history. Currently fourth on the all-time rushing list with 11,580 yards, he needs 540 yards to catch Franco Harris in third place and 732 yards to catch Jim Brown in second place. Tony already is second to Walter Payton in rushing-receiving yards with 14,825. Dorsett needs 591 total yards to catch Jim Brown in second place on the NFL's all-time combined yards list, which includes return yardage. Tony also is tied for ninth on the NFL's all-time TDs rushing list with 71. Dorsett and Payton are the only two backs in NFL history to rush for more than 11,000 yards and catch more than 360 passes each. Tony is seventh on the NFL's list of all-time pass receivers among running backs. Dorsett needs 37 receptions to become only the fourth running back in NFL history to catch 400 passes.
- Danny White** breaking several team career passing records. Danny enters the 1987 season with career totals of 2,546 attempts, 1,517 completions, 19,068 yards and 142 touchdowns. Roger Staubach holds all four records with 2,958 attempts, 1,685 completions, 22,700 yards and 153 touchdowns. Danny needs 932 passing yards to become only the second Cowboys player to pass for 20,000 yards. With Danny White as the starting QB the Cowboys are 64-29 (.688), 40-9 (.816) at Texas Stadium.
- Randy White** earning All-Pro honors for the ninth year to extend his club record and being named to the Pro Bowl for the tenth year. Bob Lilly was named to a club-record 11 Pro Bowls. Randy also has started a club-high 108 straight games.
- Doug Cosbie** becoming the Cowboys' all-time leading receiver among tight ends. Cosbie needs 16 catches to move past Billy Joe DuPree, who caught 267 passes. Cosbie also needs 370 receiving yards to match DuPree's 3,565 career yards, a club record for tight ends.



# How The Cowboys Were Built

There were 52 players active with the Cowboys in 1986. Here's a look at how they came to Dallas:

## FROM THE DRAFT:

- 1974—Ed Jones (1st, Tennessee State); Danny White (3rd, Arizona State).
- 1975—Randy White (1st, Maryland); Mike Hegman (7th, Tennessee State).
- 1976—Tom Rafferty (4th, Penn State).
- 1977—Tony Dorsett (1st, Pittsburgh); Tony Hill (3rd, Stanford); Jim Cooper (6th, Temple).
- 1979—Doug Cosbie (3rd, Santa Clara).
- 1980—Timmy Newsome (6th, Winston-Salem).
- 1981—Howard Richards (1st, Missouri); Glen Titensor (3rd, Brigham Young); Ron Fellows (7th, Missouri).
- 1982—Jeff Rohrer (2nd, Yale); Phil Pozderac (5th, Notre Dame).
- 1983—Jim Jeffcoat (1st, Arizona State); Reggie Collier (6th, Southern Mississippi, USFL).
- 1984—Victor Scott (2nd, Colorado); Steve DeOssie (4th, Boston College); Steve Pelluer (5th, Washington); Eugene Lockhart (6th, Houston).
- 1985—Kevin Brooks (1st, Michigan); Jesse Penn (2nd, Virginia Tech); Crawford Ker (3rd, Florida); Robert Lavette (4th, Georgia Tech); Herschel Walker (5th, Georgia, USFL); Kurt Ploeger (6th, Gustavus Adolphus); Karl Powe (7th, Alabama State).
- 1986—Mike Sherrard (1st, UCLA); Darryl Clack (2nd, Arizona State); Thornton Chandler (6th, Alabama); Johnny Holloway (7th, Kansas); Garth Jax (11th, Florida State).

## SUPPLEMENTAL DRAFT:

- 1984—Todd Fowler (1st, Stephen F. Austin, USFL).

## SIGNED AS FREE AGENTS:

- 1978—Rafael Septien (SW Louisiana, after preseason release by Los Angeles Rams).
- 1980—Don Smerek (Nevada-Reno).
- 1981—Michael Downs (Rice); Everson Walls (Grambling).
- 1982—Brian Baldinger (Duke).
- 1983—Bill Bates (Tennessee); Mark Tuinei (Hawaii).
- 1984—Vince Albritton (Washington).
- 1985—Gordon Banks (Stanford, USFL); Mike Saxon (San Diego State).
- 1986—Cornell Gowdy (Morgan State); Manny Hendrix (Utah); Paul McDonald (Southern California, after release by Seattle); Nate Newton (Florida A&M, USFL); Bob Otto (Idaho State).

## OBTAINED IN TRADES:

- 1979—John Dutton (Nebraska, from Baltimore for Cowboys' 1st and 2nd round draft choices in 1980).
- 1984—Mike Renfro (TCU, from Houston along with 5th round choice in 1985 for Butch Johnson. Also switched 5th round choices in 1984).

## ON WAIVERS:

- 1986—Jesse Baker (Jacksonville State, from Houston).

# THE PLAYERS



DOUG COSBIE





## Vince Albritton ★ 36

**SAFETY** ● **WASHINGTON** ● **4th YEAR**  
**HT: 6-2** ● **WT: 210** ● **BORN: 7/23/62** ● **FA FOR '84**

**PRO:** Vince Albritton is the type of player Tom Landry wants in his secondary. "What we are going to stress this year is aggressive tackling," says Landry. "Vince is a hitter and a tackler and that's what we're looking for." Albritton recorded 42 tackles last season, more than doubling the total from his first two years while playing mainly as a linebacker in the 4-0 pass defense. In his first career start at strong safety in place of Bill Bates vs. Washington (10/12), Albritton had four tackles and recovered a fumble to set up a Dallas TD. Playing most of the second half against the Redskins in Washington (11/23) Albritton netted five tackles and forced a fumble. He earned a special teams game ball from the coaches for his performance against St. Louis (10/26). After earning a spot on the roster as a free agent defensive back in 1984, Albritton was moved to linebacker in 1985. Vince pulled a hamstring in training camp in 1985 and was placed on injured reserve after the San Diego preseason game. He was re-activated with seven games remaining and played well on special teams and as a linebacker in the 4-0 defense. As a rookie Albritton appeared in all 16 games on special teams and in the 4-0 defense. **GAMES/STARTS:** 1984 (16/0), 1985 (7/1), 1986 (16/1). Total — 39/2.

**COLLEGE:** Vince played safety, linebacker and cornerback at Washington. Playing strong safety his senior year, he led the Husky secondary in tackling and played in the Japan Bowl. An honorable mention All-West Coast and second team All-Pac 10 pick in 1983, Albritton was a teammate of Steve Pelluer at Washington.

**PERSONAL:** Vince Denader Albritton attended McClymonds High School, where he concentrated mostly on baseball. He led the football team to the Oakland Athletic League title in his senior year when he intercepted a league-leading and school-record eight passes, earning him All-OAL honors. He majored in speech communications at Washington.

### ALBRITTON'S COWBOYS TOTALS

Year	Opponents' Fumbles Recovered				Year	Tackles — QB Traps			
	No.	Yds.	Avg.	Long TD		Solo	Ast.	Tot.	Tps.
1984	1	0	0.0	0 0	1984	4	4	8	— 1
1986	2	0	0.0	0 0	1985	5	3	8	— 0
Totals	3	0	0.0	0 0	1986	27	15	42	— 0
					Totals	36	22	58	— 1



## Brian Baldinger ★ 62

**GUARD** ● **DUKE** ● **5th YEAR**  
**HT: 6-4** ● **WT: 261** ● **BORN: 1/7/59** ● **FA FOR '82**

**PRO:** After missing the 1985 season recovering from knee surgery, Brian Baldinger returned in 1986 to provide solid backup support to the offensive line. A versatile performer who has played every offensive line position plus tight end since joining the Cowboys, Baldinger opened camp last year at guard before moving to backup center midway through the summer. Last



season he lined up as a third tight end in short-yardage situations. He caught a 27-yard pass from that position against Houston in preseason. "We've got a good swing man in Baldinger, who's a competitor and a good person for your team," Tom Landry says. "He can play center, guard and even tackle if we need him there." One of the team's hardest workers, Baldinger was in the thick of the battle for a starting guard spot in 1985 training camp when he was injured. When regulars were injured in 1984, Baldinger started two games at guard and two at tackle, acquitting himself well and catching the coaches' attention. GAMES/STARTS: 1982 (4/0), 1983 (16/0), 1984 (16/4), 1985 (IR), 1986 (16/0). Total — 52/4.

**COLLEGE:** Baldinger was an All-Coastal Conference tight end at Nassau Community College on Long Island before transferring to Duke, where he switched to guard. Brian started 11 games his senior year and was considered the most improved player on the squad.

**PERSONAL:** Brian David Baldinger (BALL-ding-er) of Massapequa Park, N.Y., hails from an extremely athletic family. His father Jim played football at Navy and brothers Rich and Gary, both Wake Forest products, play for the Kansas City Chiefs. Brian participated in football, basketball and track at Massapequa High School and is one of the stars of the Cowboys' off-season basketball team. He received his degree from Duke in psychology, has a residential real estate license and owns thoroughbred race horses. Brian donates his time to the Special Olympics in Bonham and Dallas, the Dallas March of Dimes, and he has spoken on behalf of the "Just Say No" anti-drug campaign.





## Gordon Banks ★ 87

**WIDE RECEIVER** • **STANFORD** • **5th YEAR**  
**HT: 5-10** • **WT: 173** • **BORN: 3/12/58** • **FA FOR '85**

**PRO:** Gordon Banks went into training camp last year as a relative unknown quantity to the Cowboys coaches. He had played in three games, including the Rams playoff game, as a punt returner, but little was known about his abilities as a receiver. "We just didn't get to know Gordon in 1985," says Tom Landry. "That's why we were a little surprised when he started doing so well in practices at training camp. He's a hustler, works hard and does everything you want him to do." Banks impressed the coaches so much that they made him a starter in the season opener against the Giants, in place of injured Mike Renfro. He caught 15 passes for 178 yards before Renfro returned to the lineup in game six. Against St. Louis (9/29) Banks caught four passes for 49 yards to earn an offensive game ball from the coaches. He also turned in a 56-yard kickoff return, the clubs' longest of the year, while filling in for Robert Lavette. In his final game as a starter against Denver (10/5) Banks caught a season-high five passes for 40 yards. After taking over the punt return duties in the season's seventh week, Banks went on to lead the team with a 5.9 average including a season-long 20-yard return vs. the Giants (11/2). Dallas signed Banks with two games remaining in the 1985 regular season. The only player to catch a pass in all 54 USFL games, Banks finished his career as the Oakland Invaders' all-time leading receiver with 187 catches for 2,907 yards in three years. With a career-high 64 catches in 1984, Banks caught over 60 passes in each of his three USFL seasons. He had a career-high 1,115 yards receiving in 1985. Banks was signed as a free agent out of college by the New Orleans Saints, where the head coach his rookie year was current Cowboys defensive backs coach Dick Nolan. He played two years with the Saints before he was released during training camp in 1982. **GAMES/STARTS:** 1980 (7/0-N.O.), 1981 (6/1-N.O.), 1985 (2/0), 1986 (16/5). Total — 31/6 (18/5-Dallas)

**COLLEGE:** Banks was a four-year letterman in both track and football at Stanford where he recorded a 10.33 100-meter dash. He started opposite All-America Ken Margerum at wide receiver for the Cardinal.

**PERSONAL:** A native of Los Angeles, Calif., Gordon Gerard Banks attended Loyola High School. He is president of GBI Enterprises, a Dallas company dealing in gold and silver commodities. He serves on the Board of Directors of the Doug Cosbie Youth Foundation and the David Albritton Finally Free Outreach program, which speaks out against drug abuse. A member of the Fellowship of Christian Athletes, Banks earned his degree in political science from Stanford. Gordon lives in Carrollton, Tex. with his wife Derozette.

### BANKS' SAINTS TOTALS

Year	Receiving			Long	TD	Year	Punt Returns			Long	TD
	No.	Yds.	Avg.				No.	Yds.	Avg.		
1980	1	7	7.0	7	0	1981	2	0	0.0	0	0
1981	2	18	9.0	12	0						
TOTALS	3	25	8.3	12	0						

### BANKS' COWBOYS TOTALS

Year	Receiving			Long	TD	Year	Punt Returns			FC	Long	TD
	No.	Yds.	Avg.				No.	Yds.	Avg.			
1986	17	202	11.9	23	0	1985	3	27	9.0	3	28	0
						1986	27	160	5.9	14	20	0
						TOTALS	30	187	6.2	17	28	0

# Bill Bates ★ 40



**SAFETY** • **TENNESSEE** • **5th YEAR**  
**HT: 6-1** • **WT: 204** • **BORN: 6/6/61** • **FA FOR '83**

**PRO:** When Tom Landry outlined his goals for the Cowboys' defensive secondary in 1987, his words must have made Bill Bates very happy. "We've got a lot of experience in the secondary," said Landry, "but what we're going to stress this year is aggressive tackling. We don't care about the finesse guys. We want only guys who are aggressive." Landry sounded as if he were describing Bates. Joining the club as a free agent in 1983, Bill quickly made a name for himself on special teams and was the NFC's special teams representative on the '84 Pro Bowl team. Last year, Bates was ready to make a serious bid for the starting strong safety position held by Dexter Clinkscale. When Clinkscale never reported (ending up in Indianapolis), Bates was ready and started 15 games. He played the first half of the season recovering from a broken finger suffered in the opener against the Giants, and missed the first Washington game with a severely sprained ankle that bothered him the rest of the year. Despite all that, Bill trailed only free safety Michael Downs in total tackles in the secondary, and led all defensive backs with 2½ quarterback sacks. "Bill Bates is a great kid who plays hard and tackles well," says Landry. "He'll improve each year because he works at it. He'll hit anybody and, boy, is he a competitor. He's the type of player you need on the field." **GAMES/STARTS:** 1983 (16/1), 1984 (12/2), 1985 (16/0), 1986 (15/15). **TOTAL:** 59/18.

**COLLEGE:** Bates played both safety positions in four years as a starter at Tennessee. He was named second-team All-Southeastern Conference his junior and senior years. Bates was known as the Vols' hardest hitter, surest tackler and as a team leader. He intercepted nine passes and recovered six fumbles in his career.

**PERSONAL:** William Frederick Bates was born and raised in Knoxville, Tenn., where he excelled in football, basketball and as a sprinter on the track team at Farragut High School. He was all-state in football and basketball. A 1985 NFL Man of the Year finalist, Bill supports the United Way, the Dallas-area Boys Clubs, the Special Olympics in Tennessee, the United Children's Fund of Dallas, the Dallas Wednesday's Child Program benefitting orphans and the March of Dimes. He also serves as a spokesman for the Dallas-Fort Worth Ronald McDonald Houses. Bill and wife Denise, a fashion model, live in North Dallas.

## BATES' COWBOYS TOTALS

Year	Tackles — QB Traps			
	Solo	Ast.	Tot.	Tps.
1983	54	30	84	— 4
1984	38	14	52	— 5
1985	38	13	51	— 1
1986	50	37	87	— 2½
<b>TOTALS</b>	<b>180</b>	<b>94</b>	<b>274</b>	<b>— 12½</b>

Year	Punt Returns			
	No.	FC	Yds.	Avg. Long TD
1985	22	6	152	6.9 21 0

Year	Opponents' Fumbles Recovered				
	No.	Yds.	Avg.	Long	TD
1983	2	0	0.0	0	0
1984	1	0	0.0	0	0
<b>TOTALS</b>	<b>3</b>	<b>0</b>	<b>0.0</b>	<b>0</b>	<b>0</b>

Year	Pass Interceptions				
	No.	Yds.	Avg.	Long	TD
1983	1	29	29.0	29	0
1984	1	3	3.0	3	0
1985	4	15	3.8	8	0
<b>TOTALS</b>	<b>6</b>	<b>47</b>	<b>7.8</b>	<b>29</b>	<b>0</b>





## Kevin Brooks ★ 99

**DEFENSIVE TACKLE** • **MICHIGAN** • **3rd YEAR**  
**HT: 6-6** • **WT: 273** • **BORN: 2/9/63** • **D-1 FOR '85**

**PRO:** Kevin Brooks appeared on his way to winning the starting defensive left tackle position last summer when his season was derailed by a dislocated kneecap suffered in a preseason game at San Diego. Surgery sent him to the injured reserve list for the first seven games. He returned to the active roster on Oct. 25 but played a backup role through the final nine games. After his impressive showing last summer, Brooks again figured prominently in Tom Landry's plans for 1987. "We've aged in the defensive line and this is where we must improve," Landry says. "That's why Kevin Brooks has to be a starter this year. He's a young guy with great physical assets. He can make a big impact if he can stay healthy and work." Brooks is capable of playing any of the defensive line positions. He worked at all four spots during his rookie year. **GAMES/STARTS: 1985 (11/0), 1986 (9/0). Total — 20/0.**

**COLLEGE:** After spending his freshman year as a 6-4, 215-pound outside linebacker, Brooks matured physically and was switched to defensive tackle. He was a three-year starter, leading the Wolverines his senior year in tackles for losses (13) and sacks (6).

**PERSONAL:** Born and raised in Detroit, Kevin Craig Brooks was an All-America, all-state and team MVP his senior year at MacKenzie High School. He was a member of the National Honor Society and received his school's scholar-athlete award. He earned his degree from Michigan in pre-law. Kevin supports the Big Brothers program in Dallas and speaks on behalf of the Justice Department's "Just Say No" anti-drug program. He and wife Sonja live in Irving, Texas.

### BROOKS' COWBOYS TOTALS

Year	Tackles — QB Traps			
	Solo	Ast.	Tot.	Tps.
1985	9	3	12	2
1986	5	4	9	2½
Totals	14	7	21	4½



## Thornton Chandler ★ 85

**TIGHT END** • **ALABAMA** • **2nd YEAR**  
**HT: 6-5** • **WT: 245** • **BORN: 11/27/63** • **D-6A FOR '86**

**PRO:** The sleeper of the Cowboys' 1986 college draft was tight end Thornton Chandler, whom Dallas selected in the sixth round. Known mainly for his blocking ability in Alabama's run-oriented offense, Chandler impressed everyone with his pass-catching skills early in training camp. "Thornton Chandler was a pleasant surprise," says Tom Landry. "He's a good receiver in the short to medium range and he complements Cosbie well because he's a good blocker." The fifth tight end taken in the 1986 draft, Chandler's first two pro catches went for touchdowns. He missed the Denver game (10/5) due to an ankle injury. **GAMES/STARTS: 1986 (15/1).**



**COLLEGE:** Thornton Chandler finished third on the Alabama squad with 16 catches for 244 yards in 1985 and was considered one of the most improved players on the Crimson Tide. In three seasons Chandler averaged 15.8 yards per catch (32-504) including a career-long 52 yarder as a sophomore against Mississippi in 1983. He played at Florida A&M as a freshman in 1981 before transferring to Alabama.

**PERSONAL:** A native of Jacksonville, Fla., Thornton Greene Chandler was an All-America tight end at Raines High School. As a senior he caught 10 passes for 170 yards and two touchdowns against Lake City. Chandler's father Tommy was a defensive end on the same Matthew Gilbert High School team as former Cowboys receiver Bob Hayes. Chandler's father and Hayes also played together at Florida A&M. Thornton worked toward his degree in recreation administration at Alabama in the offseason. He has a son, Thornton Chandler, Jr. (6/10/80).

**CHANDLER'S COWBOYS TOTALS**

Year	Receiving				
	No.	Yds.	Avg.	Long	TD
1986	6	57	9.5	15	2

**Darryl Clack ★ 42**



**RUNNING BACK • ARIZONA STATE • 2nd YEAR**  
**HT: 5-10 • WT: 218 • BORN: 10/29/63 • D-2 FOR '86**

**PRO:** Darryl Clack made the best of every opportunity presented him in 1986. He earned kickoff return duties along with Robert Lavette in training camp and responded by averaging 22.2 yards per return. He would have placed fifth in the NFC with one more return, which would have qualified to be among the league leaders. Over a two-game stretch against San Diego (11/16) and Washington (11/23), Clack averaged 36.3 yards, including returns of 46 and 51 yards. Against Detroit (9/14) Clack saw some time at fullback late in the game. He again took advantage of the playing time by averaging 4.8 yards per rush on three carries and catching an 18-yard pass. The coaches noticed Clack's talents and promoted him to second-string tailback in the offseason. "Darryl has great ability," says Tom Landry. "He's fast, he moves like a back, and he's got good size. He's also a great receiver." **GAMES/STARTS: 1986 (16/0).**

**COLLEGE:** A four-year starter and two-time All-PAC 10 selection, Clack suffered a fractured fibula in the second game of his senior year and missed the final seven games of the regular season. He rushed for 1,052 yards and caught 32 passes for 385 yards as a junior. Clack became the first player in Arizona State history to gain over 100 yards rushing and receiving in the same game.

**PERSONAL:** A native of San Antonio, Texas, Darryl Earl Clack moved to Security, Colorado, following the eighth grade. He earned all-state football honors, was an eight-time Colorado dash champion and lettered in basketball at Widefield High School. A member of the Sun Devils track team for three years, Clack returned to Arizona State in the offseason to work on his degree in physical education. While in Phoenix he also spoke to area high schools about staying in school and staying away from drugs.

**CLACK'S COWBOYS TOTALS**

Year	Rushing					Year	Receiving				
	No.	Yds.	Avg.	Long	TD		No.	Yds.	Avg.	Long	TD
1986	4	19	4.8	8	0	1986	1	18	18.0	18	0

Kickoff Returns					
Year	No.	Yds.	Avg.	Long	TD
1986	19	421	22.2	51	0



## Doug Cosbie ★ 84

**TIGHT END** • **SANTA CLARA** • **9th YEAR**  
**HT: 6-6** • **WT: 238** • **BORN: 3/27/56** • **D-3 FOR '79**

**PRO:** There were plans in 1987 for a revival of The Cosbie Show, which proved such a big hit for the Cowboys a few seasons ago. Last year Doug Cosbie's production fell more than 50 percent, mainly because of Herschel Walker's extensive use as a receiver. But Tom Landry, who calls Cosbie "one of the best tight ends in football," says, "We'll use Cosbie a lot more this year. He's an excellent pass-catcher who has already proven what he can do." Doug was voted to three straight Pro Bowls (1983-84-85) and set a team record for receptions by a tight end in each of those seasons. He also owns the club season mark for receiving yards by a tight end, 793 in 1985. A 1986 team co-captain, Doug is the Cowboys' seventh all-time leading receiver and is closing fast on the No. 6 spot held by the man he succeeded, Billy Joe DuPree (267-3,565). In 1984 Cosbie led the team with 60 receptions. In '83 he broke by four DuPree's 1976 team record for catches by a tight end of 42. In '82, when Cosbie took over the starting job, he led NFC tight ends with 30 catches. Doug shared the position with DuPree as a play messenger in 1981. In the NFC Championship Game that season he caught a 21-yard TD pass to send the Cowboys ahead of San Francisco 27-21 in the fourth quarter. A Dallas newspaper once described Cosbie as "the consummate Cowboy - the diplomat, the hard worker, the willing learner, the unknown collegiate with the unlimited talent, the draft find." Doug was the fourth tight end selected in 1979 draft after Kellen Winslow (San Diego), Dan Ross (Cincinnati) and Ronnie Lee (Miami). He was taken with a choice obtained in a trade with Seattle for Bill Gregory. Doug has not missed a game in his career. **GAMES/STARTS:** 1979 (16/1), 1980 (16/0), 1981 (16/0), 1982 (9/9), 1983 (16/16), 1984 (16/16), 1985 (16/16), 1986 (16/15). Total — 121/73.

### COSBIE'S COWBOYS TOTALS

Rushing					Opponents' Fumbles Recovered				
Year	No.	Yds.	Avg.	Long TD	Year	No.	Yds.	Avg.	Long TD
1981	4	33	8.3	15 0	1980	2	0	0.0	0 0
1982	1	-2	-2.0	-2 0					
1986	1	9	9.0	9 0					
<b>TOTALS</b>	<b>6</b>	<b>40</b>	<b>6.7</b>	<b>15 0</b>					

Kickoff Returns					Receiving				
Year	No.	Yds.	Avg.	Long TD	Year	No.	Yds.	Avg.	Long TD
1980	1	13	13.0	13 0	1979	5	36	7.2	12 0
1981	1	0	0.0	0 0	1980	2	11	5.5	5 1
1982	1	4	4.0	4 0	1981	17	225	13.2	28 5
1983	2	17	8.5	10 0	1982	30	441	14.7	45 4
<b>TOTALS</b>	<b>5</b>	<b>34</b>	<b>6.8</b>	<b>13 0</b>	1983	46	588	12.8	61 6
					1984	60	789	13.2	36 4
					1985	64	793	12.4	42 6
					1986	28	312	11.1	22 1
					<b>TOTALS</b>	<b>252</b>	<b>3195</b>	<b>12.7</b>	<b>61 27</b>

### SINGLE-GAME CAREER HIGHS

Regular Season		Playoffs	
Rcpt.—11 (9/15/85 @ Detroit)	Rcpt.—6 (1/4/86 @ Rams)	Yds. Rec.—62 (12/26/83 vs. Rams)	Yds. Rec.—62 (12/26/83 vs. Rams)
Yds. Rec.—159 (9/15/85 @ Detroit)	Yds. Rec.—62 (12/26/83 vs. Rams)	Lg. Rcpt.—22 (12/26/83 vs. Rams)	Lg. Rcpt.—22 (12/26/83 vs. Rams)
Lg. Rec.—61t (10/30/83 @ Giants)	TD Rcpt.—1 (3t, 1st 12/26/83 vs. Rams)	TD Rcpt.—2 twc., 1st, (11/24/85 vs. Phil.)	TD Rcpt.—1 (3t, 1st 12/26/83 vs. Rams)

**COLLEGE:** Cosbie caught 120 passes for 1,721 yards and 10 touchdowns in four years at Santa Clara, three as a starter. In his senior year he served as team captain and was voted the club's offensive MVP and honorable mention All-Pacific Coast. He also attended Holy Cross College in Worcester, Mass., and DeAnza Junior College in Cupertino, Calif.

**PERSONAL:** Douglas Durant Cosbie is a native of Mt. View, Calif., where he attended St. Francis High and played football, basketball and track. Doug was the 1984 Cowboys winner of the NFL Man of the Year contest, which recognizes the NFL's top citizen-athletes. Doug gives his time to a variety of civic causes, including the Youth for Tomorrow Home in Roanoke, Texas, and the John Weber Ministries of Dallas, the Special Olympics for the handicapped, Multiple Sclerosis, the American Heart Association and Cystic Fibrosis. Doug also is forming the Doug Cosbie Youth Clinic for troubled adolescents and their families in the Dallas area. Doug has a degree in marketing. He enjoys horseback riding. He and wife Sherry live in McKinney, Texas, with children Matthew Douglas (8/19/80), Kari Kirrene (7/2/83) and Andrew Richard (8/17/86), who is called "Drew" after former Cowboys receiver Drew Pearson.

## Steve DeOssie ★ 55

**LINEBACKER** • **BOSTON COLLEGE** • **4th YEAR**  
**HT: 6-2** • **WT: 245** • **BORN: 11/22/62** • **D-4 FOR '84**

**PRO:** Steve DeOssie's play on special teams and in goal-line situations has made him a familiar figure to Dallas fans despite his backup role at middle linebacker. The Cowboys' biggest linebacker and a rough-and-tumble player, Steve has been involved in many a spectacular collision during his pro career. "Steve DeOssie is big, smart and mobile," says Tom Landry. "He's got a chance to do something at middle linebacker. He's already excellent on special teams and on our goal-line defense because he's an aggressive hitter." **GAMES/STARTS:** 1984 (16/0), 1985 (16/0), 1986 (16/0). **Totals — 48/0.**

**COLLEGE:** DeOssie was a four-year starter at middle linebacker for Boston College, earning All-East honors twice and being named second team AP All-American in 1983. A captain his senior year, Steve was the Eagles' leading tackler from 1981 through '83.

**PERSONAL:** Steven Leonard DeOssie and his wife Diana have three children — Nichole (5/24/83), and twins Zak and Christina (5/25/84). Steve was an All-State football, basketball and baseball player at Don Bosco High School in Roslindale, Mass. Steve works with the Winter Special Olympics in New Mexico and the Big Brothers program in the Dallas area. He and his wife also contribute their time to the American Red Cross in Dallas. DeOssie also enjoys motorized hang gliding.



### DeOSSIE'S COWBOYS TOTALS

Year	Tackles — QB Traps		Tot.	Tps.
	Solo	Ast.		
1984	4	4	8	0
1985	3	3	6	0
1986	4	3	7	0
<b>TOTALS</b>	<b>11</b>	<b>10</b>	<b>21</b>	<b>0</b>





## Tony Dorsett ★ 33

**RUNNING BACK** • **PITTSBURGH** • **11th YEAR**  
**HT: 5-11** • **WT: 189** • **BORN: 4/7/54** • **D-1 FOR '77**

**PRO:** After a 1986 season spent battling unfamiliar leg injury gremlins, Tony Dorsett looked ahead to 1987 and a charge at some memorable names in the NFL record book. Dorsett entered the '87 campaign with 11,580 career rushing yards to rank fourth among the league's all-time running backs behind Walter Payton, Jim Brown and Franco Harris. Tony needed 541 yards to pass Harris (12,120) and 733 to overtake the legendary Brown (12,312). Payton, of course, keeps adding to his record total at Chicago. The man Tom Landry calls "the best running back for his size I've ever seen" was slowed by ankle and knee injuries in 1986 but still led the Cowboys in rushing for the 10th consecutive season. Dorsett underwent arthroscopic surgery on both knees Jan. 23, 1987 (his "11,000-yard checkup"), and was a full-speed participant in the Cowboys' offseason conditioning program. Tony has been a remarkably durable performer throughout his career, missing only three games in nine years prior to the '86 campaign. He did not play in three games last year, but never was at maximum efficiency after suffering a severely sprained ankle in the season opener against the Giants and an injured knee vs. Atlanta in Game Three. "Dorsett and Herschel Walker will be our backfield," says Landry. "We've got to keep both of them on the field as much as possible. When you have those two on the field, anything can happen." Dorsett has five runs of 75 yards or longer to his credit, including one NFL record that never will be broken — a 99-yard scamper against the Minnesota Vikings on Jan. 3, 1983. He had a 91-yard screen pass touchdown from Roger Staubach against the Baltimore Colts in 1978. Tony had 46 100-yard rushing days prior to 1987 and the Cowboys were 42-4 (27-1 at Texas Stadium) when he topped the 100 mark. Eight times he bettered the 1,000-yard mark for a season, missing only in the strike-shortened 1982 schedule with 745 and last year with 748. Dorsett carried the ball 2,625 times in his first 10 years — more than the career totals of Brown (2,359), O.J. Simpson (2,404) and Earl Campbell (2,187) — and averaged 4.4 yards a carry. He has played when he was hurt, played despite well-publicized setbacks in his personal life and has emerged as one of the NFL's all-time greatest. And, this year, he may even have luck on his side. "I need 733 to pass Jim Brown," Tony mused during the offseason. "My number is 33 and I had my

### NFL TOP TEN CAREER RUSHERS

Player	Years	Att.	Yards	Avg.	Long	100-Yard	
						TD	Games
1. Walter Payton*	12	3,692	16,193	4.4	76	106	77
2. Jim Brown	9	2,359	12,312	5.2	80	106	58
3. Franco Harris	13	2,949	12,120	4.1	75	91	47
4. <u>Tony Dorsett*</u>	10	<u>2,625</u>	<u>11,580</u>	<u>4.4</u>	<u>99</u>	<u>71</u>	<u>46</u>
5. John Riggins	14	2,916	11,352	3.9	66	104	28
6. O.J. Simpson	11	2,404	11,236	4.7	94	61	42
7. Earl Campbell	8	2,187	9,407	4.3	81	74	40
8. Jim Taylor	10	1,941	8,597	4.4	84	83	26
9. Joe Perry	14	1,737	8,378	4.8	78	53	22
10. Larry Csonka	11	1,891	8,081	4.3	54	64	20

Pro Football Hall of Fame members underlined.

\*Active in 1987 season.



33rd birthday this year. Maybe it all means something." With or without help from mysterious forces, Tony Dorsett is on a one-way trip to the Hall of Fame. GAMES/STARTS: 1977 (14/4), 1978 (16/15), 1979 (14/14), 1980 (15/15), 1981 (16/16), 1982 (9/9), 1983 (16/16), 1984 (16/16), 1985 (16/16), 1986 (13/12). Total — 145/133.

**COLLEGE:** Dorsett crowned a brilliant collegiate career by winning the 1976 Heisman Trophy as the nation's outstanding player. Dorsett rushed for an NCAA career-record 6,082 yards and 58 TDs and led Pitt to the 1976 national championship with a 12-0 record. He broke or tied 14 NCAA records, was a four-time All-America and the first player in NCAA history with four 1,000-yard seasons and three 1,500-yard seasons.

**PERSONAL:** Off the field Aliquippa, Pa., native (Hopewell High) Anthony Drew Dorsett enjoys a variety of civic and business interests. He has given his time to the Tony Dorsett/United Negro College Fund Golf Tournament, Pearl S. Buck Foundation, the Dallas Ballet, Easter Seals, the American Heart Association, the United Way, the Make-a-Wish Foundation, Hands Across America, the Dallas Civic Opera and the Texas Department of Highways and Public Transportation. His business interests include Southwestern Drilling Mud Company, California Gold tanning salon, real estate in California and Chicago and U.S.A. Wet (a sports drink). He is taking broadcasting classes. Tony has a son, Anthony Drew Dorsett, Jr. (9/14/73), a budding football and basketball star in Atlanta, Ga.

#### DORSETT'S COWBOYS TOTALS

Year	Rushing					Year	Receiving				
	Att.	Yds.	Avg.	Long	TD		No.	Yds.	Avg.	Long	TD
1977	208	1007	4.8	84	12	1977	29	273	9.4	23	1
1978	290	1325	4.6	63	7	1978	37	378	10.2	91	2
1979	250	1107	4.4	41	6	1979	45	375	8.3	32	1
1980	278	1185	4.3	56	11	1980	34	263	7.7	27	0
1981	342	1646	4.8	75	4	1981	32	325	10.2	73	2
1982	177	745	4.2	99	5	1982	24	179	7.5	17	0
1983	289	1321	4.6	77	8	1983	40	287	7.2	19	1
1984	302	1189	3.9	31	6	1984	51	459	9.0	68	1
1985	305	1307	4.3	60	7	1985	46	449	9.8	56	3
1986	184	748	4.1	33	5	1986	25	267	10.7	36	1
TOTALS	2625	11580	4.4	99	71	TOTALS	363	3255	9.0	91	12

#### Passing

Year	Att.	Comp.	Yds.	Pct.	Int.	Avg. Gn.	TD
1977	1	1	34	1.000	0	34.0	0
1978	1	0	0	.000	0	0.0	0
1980	1	0	0	.000	0	0.0	0
1982	1	0	0	.000	0	0.0	0
1983	1	0	0	.000	0	0.0	0
1984	1	0	0	.000	1	0.0	0
TOTALS	6	1	34	.167	1	5.7	0

#### Miscellaneous Scoring

	TDR*	PAT	FG	Pts.
1978	1*	0	0	6

\* — 54-yard touchdown run with DuFree fumble.

#### SINGLE-GAME CAREER HIGHS

##### Regular Season

Yds. Rsh.—206 (12/4/77 vs. Phila.)  
 Rsh. Att.—30 (twc., last 11/24/85 vs. Phil.)  
 Lg. Run—99t (1/3/83 @ Minnesota)  
 TD Rsh.—3 (10/7/79 @ Minnesota)  
 Rcpt.—10 (9/3/84 @ Rams)  
 Yds. Rec.—107 (9/4/78 vs. Baltimore)  
 Lg. Rcpt.—91t (9/4/78 vs. Baltimore)  
 TD Rec.—1 (10t., 1st 11/10/85 @ Washington)  
 TD Rec.—1 (11, last 9/8/86 vs. NYG)

##### Playoffs

Yds. Rsh.—160 (12/28/80 vs. Rams)  
 Rsh. Att.—27 (1/16/83 vs. Green Bay)  
 Lg. Run—53 (1/8/79 @ Rams)  
 TD Rsh.—2 (12/26/77 vs. Chicago)  
 Rcpt.—8 (1/4/86 @ Rams)  
 Yds. Rec.—80 (1/4/86 @ Rams)  
 Lg. Rcpt.—32 (12/26/77 vs. Chicago)  
 TD Rec.—1 (12/28/80 vs. Rams)

(Continued on next page)

## DORSETT, Cont.

## DORSETT GAME-BY-GAME

Date	Opponent	Att.	Yds.	Lg.	TD	Date	Opponent	Att.	Yds.	Lg.	TD
9/18/77	@ Minnesota	4	11	9	0	9/8/80	@ Washington	17	66	20	1
9/25	Giants	7	62	32	2	9/14	@ Denver	17	62	11	0
10/2	Tampa Bay	10	72	14	0	9/21	Tampa Bay	20	100	15	0
10/9	@ St. Louis	14	141	77	2	9/28	@ Green Bay	22	77	10	1
10/16	Washington	19	51	9	0	10/5	Giants	15	26	7	0
10/23	@ Philadelphia	13	48	12	1	10/12	San Francisco	19	75	17	1
10/30	Detroit	13	48	17	0	10/19	@ Philadelphia	6	17	6	0
11/6	@ Giants	16	39	10	1	10/26	San Diego		DNP		
11/14	St. Louis	16	50	9	1	11/2	@ St. Louis	16	43	15	1
11/20	@ Pittsburgh	17	73	13	1	11/9	@ Giants	24	183	56	2
11/27	@ Washington	19	64	9	1	11/16	St. Louis	26	122	18	1
12/4	Philadelphia	23	206	84	2	11/23	Washington	17	59	12	1
12/12	@ S. Francisco	20	92	21	1	11/27	Seattle	24	107	16	2
12/18	Denver	17	50	8	0	12/7	@ Oakland	25	97	20	1
						12/15	@ Los Angeles	14	77	33	0
						12/21	Philadelphia	16	74	17	0

## Playoffs

12/26/77	Chicago	17	85	22	2
1/1/78	Minnesota	19	71	13	1
1/15/78	Denver @ N.O.	15	66	19	1

9/4/78	Baltimore	15	147	51	0
9/10	@ Giants	24	111	13	1
9/17	@ Los Angeles	19	38	13	0
9/24	St. Louis	21	154	25	1
10/2	@ Washington	21	61	10	0
10/8	Giants	17	73	10	0
10/15	@ St. Louis	12	24	12	0
10/22	Philadelphia	7	24	8	0
10/26	Minnesota	11	38	15	0
11/5	@ Miami	10	49	19	0
11/12	@ Green Bay	23	149	33	2
11/19	New Orleans	25	152	63	1
11/23	Washington	21	72	11	0
12/3	New England	15	49	13	0
12/10	@ Philadelphia	20	63	23	1
12/17	@ Jets	29	121	13	1

## Playoffs

12/30/78	Atlanta	14	65	12	0
1/8/79	@ Los Angeles	14	101	53	1
1/21/79	Pitt. @ Miami	16	96	29	0

9/2/79	@ St. Louis		DNP		
9/9	@ S. Francisco	19	54	15	0
9/16	Chicago	20	108	24	0
9/24	@ Cleveland	14	64	12	0
9/30	Cincinnati	20	119	23	0
10/7	@ Minnesota	21	145	30	3
10/14	Los Angeles	24	103	14	1
10/21	St. Louis	20	111	41	0
10/28	@ Pittsburgh	19	73	21	0
11/4	@ Giants	16	36	12	0
11/12	Philadelphia	13	53	24	0
11/18	@ Washington	14	43	7	0
11/22	Houston	12	54	16	1
12/2	Giants	29	108	12	1
12/8	@ Philadelphia	9	36	13	0
12/16	Washington		DNP		

## Playoffs

12/30/79	Los Angeles	19	87	26	0
----------	-------------	----	----	----	---

## Playoffs

12/28/80	Los Angeles	22	160	23	1
1/4/81	@ Atlanta	10	51	9	0
1/11/81	@ Philadelphia	13	41	11	1

9/6/81	@ Washington	21	132	21	0
9/13	St. Louis	16	129	30	0
9/21	@ N. England	19	162	75	1
9/27	Giants	22	70	11	0
10/4	@ St. Louis	21	99	36	1
10/11	@ S. Francisco	9	21	7	0
10/18	Los Angeles	27	159	44	1
10/25	Miami	24	122	18	0
11/1	@ Philadelphia	20	78	15	1
11/9	Buffalo	28	117	15	0
11/15	@ Detroit	15	55	13	0
11/22	Washington	23	115	26	0
11/26	Chicago	19	72	11	0
12/6	@ Baltimore	30	175	26	0
12/13	Philadelphia	28	101	8	0
12/19	@ Giants	20	39	7	0

## Playoffs

1/2/82	Tampa Bay	16	86	26	1
1/10/82	@ S. Francisco	22	91	11	1

9/13/82	Pittsburgh	11	30	12	0
9/19	@ St. Louis	22	98	16	0
11/21	Tampa Bay	15	52	9	0
11/25	Cleveland	20	116	17	2
12/5	@ Washington	26	57	13	0
12/13	@ Houston	18	65	13	0
12/19	New Orleans	25	105	19	2
12/26	Philadelphia	24	69	14	0
1/3/83	@ Minnesota	16	153	99	1

## Playoffs

1/9/83	Tampa Bay	26	110	9	0
1/16/83	Green Bay	27	99	22	0
1/22/83	@ Washington	15	57	17	0

DORSETT GAME-BY-GAME, Cont.

Date	Opponent	Att.	Yds.	Lg.	TD
9/5/83	@ Washington	14	151	77	0
9/11	@ St. Louis	12	35	10	0
9/18	Giants	13	49	16	0
9/25	New Orleans	16	124	34	0
10/2	@ Minnesota	26	141	25	0
10/9	Tampa Bay	24	68	14	0
10/16	Philadelphia	19	92	32	1
10/23	Raiders	20	65	27	0
10/30	@ Giants	22	94	10	0
11/6	@ Philadelphia	16	51	29t	1
11/13	@ San Diego	17	58	12	0
11/20	Kansas City	18	108	32t	2
11/24	St. Louis	17	102	55t	2
12/4	@ Seattle	26	117	17	2
12/11	Washington	14	34	10	0
12/19	@ S. Francisco	15	32	8	0

Playoffs

12/26	Rams	17	59	11	0
-------	------	----	----	----	---

9/3/84	@ Rams	25	81	11	1
9/9	@ Giants	15	95	15	0
9/16	Philadelphia	22	66	11	0
9/23	Green Bay	20	44	9	1
9/30	@ Chicago	18	51	23	0
10/7	St. Louis	14	96	31	1
10/14	@ Washington	18	81	29t	2
10/21	New Orleans	22	80	15	1
10/28	Indianapolis	24	104	13	0
11/4	Giants	13	78	16	0
11/11	@ St. Louis	19	84	20	0
11/18	@ Buffalo	17	70	11	0
11/22	New England	19	49	15	0
12/2	@ Philadelphia	22	110	15	0
12/9	Washington	15	42	15	0
12/17	@ Miami	19	58	10	0

Date	Opponent	Att.	Yds.	Lg.	TD
9/9/85	Washington	19	70	11	1
9/15	@ Detroit	12	62	19	0
9/22	Cleveland	15	67	12	0
9/29	@ Houston	23	159	31	0
10/6	@ Giants	25	86	24	0
10/13	Pittsburgh	21	113	35t	1
10/20	@ Philadelphia	20	100	24	1
10/27	Atlanta	16	90	60t	1
11/4	@ St. Louis	16	66	14	0
11/10	@ Washington	22	86	27	0
11/17	Chicago	12	44	22	0
11/24	Philadelphia	30	86	14	2
11/28	St. Louis	19	73	19	1
12/8	@ Cincinnati	17	64	16	0
12/15	Giants	19	92	13	0
12/22	@ S. Francisco	19	49	16	0

Playoffs

1/4/86	@ Rams	17	58	14	0
--------	--------	----	----	----	---

9/8/86	Giants	8	25	16	0
9/14	@ Detroit	23	117	33	1
9/21	Atlanta	17	86	20	0
9/29	@ St. Louis			DNP	
10/5	@ Denver			DNP	
10/12	Washington	18	22	11	0
10/19	@ Philadelphia	11	54	15t	1
10/26	St. Louis			DNP	
11/2	@ Giants	10	45	23t	1
11/9	Raiders	22	101	15	1
11/16	@ San Diego	14	76	19	0
11/23	@ Washington	11	13	7	0
11/27	Seattle	14	59	18	1
12/7	@ Rams	11	36	14	0
12/14	Philadelphia	14	49	15	0
12/21	Chicago	11	65	21	0







# John Dutton ★ 78

**DEFENSIVE TACKLE • NEBRASKA • 14th YEAR**  
**HT: 6-7 • WT: 268 • BORN: 2/6/51 • TRADE, BALT., '79**



**PRO:** Every year, it seems, the offseason newspapers feature "Who Will Replace John Dutton?" stories, and every year John Dutton is the Cowboys' starting left defensive tackle. Last spring, Tom Landry said, "John Dutton probably played as well last year as he's ever played for us. But at 36, he's at an age now where it's hard to be a regular over a 16-game season. So we must be ready to move in with younger players." Dutton's response was the normal one for him. He was at the Cowboys' training center every day during the offseason — before 7 a.m. — and reported to camp ready to do the same job he'd been doing since being made the Baltimore Colts' No. 1 draft choice in 1974. In April, the Cowboys drafted Nebraska defensive lineman Danny Noonan in the first round. Noonan was an eight-year-old in Lincoln, Neb., when Dutton was a consensus All-America at Nebraska as a senior in 1973. "I don't even want to think about it," laughed John. In 1986, Dutton registered five quarterback sacks, his best total as a Cowboy, despite being relieved on passing downs. John came to the Cowboys from the Colts midway in the 1979 season (for first and second-round draft choices in '80) to fill the gap left by Ed Jones' one-year sabbatical to pursue a boxing career. After playing both end and tackle, Dutton became the regular left tackle in 1981 and had started 88 of 89 games there heading into the 1987 season. GAMES/STARTS: 1974 (14-Balt.), 1975 (14-Balt.), 1976 (14-Balt.), 1977 (14-Balt.), 1978 (12-Balt.), 1979 (8/4), 1980 (16/0), 1981 (16/16), 1982 (9/9), 1983 (16/16), 1984 (16/16), 1985 (16/15), 1986 (16/16). Total — 181 (Dallas — 113/92).

**COLLEGE:** A two-year starter and senior captain, Dutton was a consensus All-America in 1973. He played in two Orange Bowls and one Cotton Bowl with Nebraska. The Cornhuskers won the national championship in his sophomore season. John also threw the discus for the Nebraska track team.

*(Continued on next page)*

## DUTTON'S COLTS TOTALS

Year	Opponents' Fumbles Recovered				
	No.	Yds.	Avg.	Long	TD
1974	1	0	0.0	0	0
1975	1	0	0.0	0	0
1977	1	0	0.0	0	0
1978	3	10	3.3	10	0
TOTALS	6	10	1.7	10	0

Year	Tackles — QB Traps		
	Solo	Ast.	Tot. — Tps.
1974	79	NA	79 — 5
1975	73	17	90 — 17
1976	62	11	73 — 13
1977	26	13	39 — 6
1978	98	17	115 — 6
TOTALS	338	58	396 — 47

## DUTTON'S COWBOYS TOTALS

Year	Opponents' Fumbles Recovered				
	No.	Yds.	Avg.	Long	TD
1980	2	0	0.0	0	0
1983	1	0	0.0	0	0
1985	1	0	0.0	0	0
TOTALS	4	0	0.0	0	0

Year	Tackles — QB Traps		
	Solo	Ast.	Tot. — Tps.
1979	14	11	25 — 1
1980	31	21	52 — 3½
1981	44	37	81 — 4½
1982	18	20	38 — 2
1983	40	31	71 — 4½
1984	43	30	73 — 2½
1985	43	31	74 — 4
1986	33	26	59 — 5
TOTALS	266	207	473 — 27

### Pass Interceptions

Year	No.	Yds.	Avg.	Long	TD
1980	1	38	38.0	1	

## DUTTON, Cont.

**PERSONAL:** John Owen Dutton and wife Ginny live in Dallas with son Mason (8/4/79) and daughter Hayden Lee (8/21/83). They also own 80 acres in Lincoln, Neb. Ginny, a ballet dancer, studied under the renowned Edward Villela. John attended Rapid City (S.D.) High School and attracted more scholarship offers for basketball than football. He has a degree in business administration. Dutton works with Miller Beer Distributors of Dallas.



## Ron Fellows ★ 27

**CORNERBACK** ● **MISSOURI** ● **7th YEAR**  
**HT: 6-0** ● **WT: 173** ● **BORN: 11/7/58** ● **D-7A FOR '81**

**PRO:** Ron Fellows rebounded from an injury-marred 1985 season to lead the Cowboys in 1986 in passes defended with 15 and finish second in interceptions with five, including his third career touchdown, a 34-yard return to cap a 31-7 Monday night victory at St. Louis. Ron received a game ball from the coaching staff for his performance that night against the Cardinals. He accounted for four turnovers (two interceptions, two fumble recoveries) against Chicago. The Cowboys' starting right cornerback the past three seasons, Fellows is an outstanding athlete who was converted to defense as a rookie after playing wide receiver in college. He has been the only draft choice in the Cowboys' starting defensive backfield the past three seasons. "Ron is probably our best pure cover man because of his speed and quickness," Tom Landry says. "With his physical ability, he has the potential to be a top player." By the 11th game of his rookie year of 1981, Fellows was being used at right corner on passing downs. He continued in that capacity for two more seasons before taking over the right corner position full-time from Dennis Thurman. He has shown a knack for the big play during his career, scoring touchdowns with a blocked field goal and two intercepted passes and making several key contributions in pivotal games. He missed five starts in '85 with a sprained right knee that required arthroscopic surgery after that season. **GAMES/STARTS:** 1981 (16/0), 1982 (9/0), 1983 (16/0), 1984 (16/16), 1985 (13/11), 1986 (16/16). Total — 86/43.

### FELLOWS' COWBOYS TOTALS

Punt Returns						Kickoff Returns					
Year	No.	Yds.	Avg.	Long	TD	Year	No.	Yds.	Avg.	Long	TD
1981	11	44	4.4	10	0	1981	8	170	21.3	31	0
1982	25	189	7.6	17	0	1982	16	359	22.4	35	0
1983	10	75	7.5	14	0	1983	43	855	19.9	53	0
TOTALS	46	308	6.7	17	0	1984	6	94	15.7	23	0
Opponents' Fumbles Recovered						Field Goal Attempts Returned					
Year	No.	Yds.	Avg.	Long	TD	Year	No.	Yds.	Avg.	Long	TD
1983	1	0	0.0	0	0	1983	1	62	62.0	62	1
1984	1	12	12.0	12	0	1984	1	29	29.0	29	0
1986	2	0	0.0	0	0	TOTALS	2	91	45.5	62	1
TOTALS	4	12	3.0	12	0	Tackles — QB Traps					
Pass Interceptions						Year	Solo	Ast.	Tot.	Tps.	
Year	No.	Yds.	Avg.	Long	TD	1981	6	1	7	0	
1983	5	139	27.8	58	1	1982	5	5	10	0	
1984	3	3	1.0	3	0	1983	23	1	24	0	
1985	4	52	13.0	29	0	1984	54	25	79	0	
1986	5	46	9.2	34	1	1985	29	13	42	0	
TOTALS	17	240	14.1	58	2	1986	52	15	67	0	
						TOTALS	169	60	229	0	

**COLLEGE:** Fellows played cornerback at Butler, Kan., Community College before transferring to Missouri where he became a receiver midway through his junior year of '79. In '80 he led the Tigers with 33 catches for 586 yards and four TDs. He was chosen Big Eight player of the week after catching six passes for 99 yards against Iowa State. Fellows was a hurdler in junior college.

**PERSONAL:** South Bend, Ind., native Ronald Lee Fellows studied elementary education at Missouri. Ron, wife Lillie and son Ron, Jr. (11/16/85), live in Dallas. Ron is a partner in a Dallas courier service, Lone Star Delivery.

## Todd Fowler ★ 46



**TIGHT END** ● **STEPHEN F. AUSTIN** ● **3rd YEAR**  
**HT: 6-3** ● **WT: 221** ● **BORN: 6/9/62** ● **S1 FOR '84**

**PRO:** Todd Fowler has been a valuable asset to the Cowboys the past two seasons. The versatile third-year man can play fullback, tight end and is outstanding on special teams. "He's smart, he knows our system and the thing is he's a great competitor," says coach Tom Landry. "He doesn't have the great speed, but he has a toughness about him. He'll block and catch and he'll run tough." Fowler received a game ball for his special teams play against San Diego (11/16) and recovered a fumbled punt vs. Denver (10/5) to set up a Dallas touchdown. Fowler was placed on injured reserve in preseason 1985 with a knee injury. He was activated before the St. Louis game (11/4) and in that game, his first in the NFL, he played all of the second half at fullback due to an injury to Newsome. Fowler was drafted by Dallas in the first round of the NFL supplemental draft of USFL players in 1984. In two seasons with the Houston Gamblers he rushed for 1,405 yards and 14 TDs in 262 carries. He also caught 51 passes for 540 yards and three touchdowns. He set a USFL single-game rushing mark with 208 yards vs. Denver in 1984. GAMES/STARTS: 1985 (8/0), 1986 (16/0). Total — 24/0.

**COLLEGE:** After two years as a strong safety and tight end at Henderson (Texas) Junior College, Fowler transferred to Stephen F. Austin. A second-team All-Lone Star Conference selection at tight end his senior year, Fowler caught 48 passes for 469 yards in his two years with the Lumberjacks.

**PERSONAL:** A native of Van, Texas, 50 miles east of Dallas, Fowler was a second-team all-state tight end at Van High School where he was coached by his father Mal, who played fullback at TCU in the early '50s. After leading his team to the state championship his senior year, Todd, who also lettered in track, was named to the All-East Texas All-Decade team as a strong safety. Fowler runs Free State Drilling, an east Texas oil company, along with his brother Jeff. He spent the offseason working toward his physical education degree from Stephen F. Austin.

### FOWLER'S COWBOYS TOTALS

Year	Rushing				
	No.	Yds.	Avg.	Long	TD
1985	7	25	3.6	6	0
1986	6	5	.8	2	0
Totals	13	30	2.3	6	0

Year	Receiving				
	No.	Yds.	Avg.	Long	TD
1985	5	24	4.8	10	0
1986	1	19	19.0	19	0
Totals	6	43	7.2	19	0

Year	Kickoff Returns				
	No.	Yds.	Avg.	Long	TD
1985	3	48	16.0	20	0

Year	Opponents' Fumbles Recovered				
	No.	Yds.	Avg.	Long	TD
1986	1	0	0.0	0	0





## Mike Hegman ★ 58

LINEBACKER • TENNESSEE STATE • 12TH YEAR  
 HT: 6-1 • WT: 227 • BORN: 1/17/53 • D-7 FOR '75

**PRO:** The dean of the Cowboys' linebackers, Mike Hegman provides the steadying influence for the young corps. Hegman finished strong in 1986 with a season-high eight tackles in two of the last three games, @ L.A. Rams (12/7) and vs. Philadelphia (12/14). In the season finale against Chicago he forced a fumble and recorded six tackles. Even though he was replaced on passing downs, Hegman led all linebackers in passes defended with six. Against St. Louis (10/26) Hegman earned a game ball with a sack and two passes defended. "Mike's the kind of football player who doesn't make many mistakes and he's got great football instincts," says linebacker coach Jerry Tubbs. The best evidence of those instincts came in Super Bowl XIII when Hegman swiped the ball from Pittsburgh's Terry Bradshaw and raced 37 yards for a second-quarter touchdown. A starter since 1979 when Thomas Henderson was released with four games left in the season, Hegman recovered a fumble in the endzone for a TD at Philadelphia (10/19) and had two interceptions against Seattle (11/27) in his first full season as a starter in 1980. He suffered a dislocated elbow in the playoff opener vs. the Rams (12/28) and missed the final two playoff games. His bad luck continued in the 1981 season-opener against Washington (9/6) when he broke a bone in his right forearm and missed the next five games. In '83 Mike returned a fumble nine yards for a touchdown against the Raiders (10/23) to put Dallas ahead in the fourth quarter. In '84 Mike intercepted a career-high three passes and earned coaches' game balls for wins over the Eagles and the Colts. He set another career-high in 1985, this time for sacks with 5½. Hegman also earned a defensive game ball for his play against Philadelphia (11/24). GAMES/STARTS: 1976 (14/0), 1977 (14/1), 1978 (16/3), 1979 (16/5), 1980 (16/16), 1981 (11/10), 1982 (9/9), 1983 (16/16), 1984 (16/16), 1985 (16/15), 1986 (16/16). Total — 160/107.

**COLLEGE:** Hegman transferred from Alabama A&M and made Tennessee State's football team as a walk-on. He played middle linebacker on State's 10-0 1973 team, led the club in tackles in '74 and played on the same defense with Ed "Too Tall" Jones.

**PERSONAL:** A native of Memphis (Northside High), Michael William Hegman has a degree from Tennessee State in physical education. Mike has participated in fund-raising events for St. Jude's Children's Hospital in Memphis, the Special Olympics and the Muscular Dystrophy Association. He has a daughter, Mikia (8/22/76).

### HEGMAN'S COWBOYS TOTALS

Year	Tackles — QB Traps				
	Solo	Ast.	Tot.	—	Tps.
1977	8	10	18	—	0
1978	25	19	44	—	2
1979	20	23	43	—	0
1980	63	22	85	—	3
1981	30	19	49	—	0
1982	24	22	46	—	1½
1983	42	29	71	—	1
1984	42	29	71	—	3½
1985	53	26	79	—	5½
1986	42	35	77	—	1
Totals	349	234	583	—	17½

Year	Opponents' Fumbles Recovered				
	No.	Yds.	Avg.	Long	TD
1978	2	0	0.0	0	0
1980	1	0	0.0	0	1
1983	1	9	9.0	9	1
1984	1	0	0.0	0	0
1985	1	0	0.0	0	0
Totals	6	9	1.5	9	2

Year	Pass Interceptions				
	No.	Yds.	Avg.	Long	TD
1977	1	0	0.0	0	0
1980	2	2	1.0	2	0
1984	3	3	1.0	3	0
1985	1	7	7.0	7	0
Totals	7	12	1.7	7	0



# Manny Hendrix ★ 45



**CORNERBACK** • **UTAH** • **2nd YEAR**  
**HT: 5-10** • **WT: 178** • **BORN: 10/20/64** • **FA FOR '86**

**PRO:** More than 20 years ago, the Cowboys turned an outstanding college basketball player from Utah State into an All-Pro defensive back. Manny Hendrix may not become another Cornell Green, but there are enough similarities to make you wonder. Like Green, Hendrix was a top college basketball player from Utah, the University of, who signed with the Cowboys as a longshot free agent rookie. Like Green, Hendrix is a gifted athlete who made the club on his first try. "Hendrix has a great chance to succeed because he has the speed and natural ability to cover," Tom Landry says. "He just has to learn the game." Prior to last summer, Hendrix last played football at South Mountain High School in Phoenix, where he earned All-America honors at cornerback. The Cowboys released Hendrix last Aug. 26, then re-signed him on Sept. 23. He played in 13 games, gaining valuable experience as an extra defensive back in the "4-0" pass defense. He recovered a fumble in a victory over Washington last Oct. 12. **GAMES/STARTS:** 1986 (13/0).

**COLLEGE:** Hendrix finished his basketball career as Utah's eighth all-time leading scorer with 1,493 points (12.1 per game). A four-year starter and senior co-captain, he was named honorable mention All-WAC his sophomore and junior years and second-team all-conference as a senior.

**PERSONAL:** Manuel Hendrix starred in football, basketball and track at South Mountain High School in Phoenix. Heavily recruited to play college football, he wanted to play basketball and chose Utah, the only school to recruit him for basketball. Manny studied communications at Utah. He took classes there toward his degree last offseason. Manny married his high school sweetheart, Kammie Baker. They have three daughters — Sharee (11/18/82), Sandra (2/13/84) and Crystal (6/13/85) — and live in Coppell, Texas. Manny supports the Big Brothers program in Salt Lake City and the Fellowship of Christian Athletes.

### HENDRIX'S COWBOYS TOTALS

Year	Opponents' Fumbles Recovered					Year	Tackles — QB Traps			
	No.	Yds.	Avg.	Long	TD		Solo	Ast.	Tot.	Tps.
1986	1	0	0.0	0	0	1986	10	3	13	0





## Johnny Holloway ★ 23

CORNERBACK • KANSAS • 2nd YEAR  
HT: 5-11 • WT: 182 • BORN: 11/8/63 • D-7 FOR '86

**PRO:** Two factors were key to Johnny Holloway making the successful transition from college wide receiver to pro defensive back — aggressiveness and strength. "You get excited about someone like Holloway," says Coach Landry. "He has a great deal of strength for a guy his size. He's also aggressive and tough, which is unusual for a former receiver." Holloway spent most of his initial season on special teams, but he did see some



playing time covering the third wide receiver in passing situations. Playing in all 16 games, Holloway had more passes defended (four) than any non-starter and was the only Cowboys rookie with an interception. Against St. Louis (9/29) Holloway picked off a Neil Lomax pass in the endzone to prevent a Cardinals' touchdown. GAMES/STARTS: 1986 (16/0).

**COLLEGE:** Holloway finished fourth in the Big Eight in receiving with 32 catches for 358 yards in his only full season with the Jayhawks in 1985. He was averaging 18.1 yards, per catch as a junior, but an ankle injury in the third game ended his season. Before the injury Holloway caught six passes for 141 yards, including a 70-yard touchdown against Florida State. Originally signed out of high school by Northwestern, Holloway transferred to Butler Junior College in 1983.

**PERSONAL:** Johnny Owen Holloway grew up in Houston, Texas where he was the Texas prep long jump champion his junior year at Lamar High School with a 24-8 leap. A liberal arts major at Kansas, Holloway sold ice cream in the Astrodome while in high school. He speaks at Irving recreation centers and schools about the importance of education.

**HOLLOWAY'S COWBOYS TOTALS**

Year	Interceptions					Year	Tackles — QB Traps				
	No.	Yds.	Avg.	Long	TD		Solo	Ast.	Tot.	Tps.	
1986	1	1	1.0	1	0	1986	14	1	15	0	

**Garth Jax ★ 53**

**LINEBACKER** ● **FLORIDA STATE** ● **2nd YEAR**  
**HT: 6-2** ● **WT: 225** ● **BORN: 9/16/63** ● **D-11 FOR '86**



**PRO:** An 11th-round draft choice in 1986, Jax impressed coaches with his special teams play in the pre-season but was released on the last cut. One week later, when Mike Renfro was placed on injured reserve, Jax was re-signed. That turned out to be a good move for all concerned, because in the season's fourth game Garth received a game ball for his special teams play against the Cardinals. Two weeks earlier, he played the entire second half of a victory over Detroit when Mike Hegman was injured. Jax appeared in all 16 games as a rookie, playing on all the special teams. "He has good mobility and instincts," says Tom Landry. "He made a solid contribution last year." GAMES/STARTS: 1986 (16/0).

**COLLEGE:** Jax had an injury-plagued career at Florida State, including a kidney and spleen injury his junior year that put his football future in question. Garth came back in '85 to start and lead the Seminoles with six quarterback sacks despite being hampered all year by a broken thumb and a bruised shoulder. His best games included 13 tackles against Tulane as a senior and 13 against South Carolina as a junior.

**PERSONAL:** James Garth Jax is a Houston native who led his Jesuit High School team to the 4-A state title three of his four years. He was an all-stater as a senior. Garth's stepfather, Phil Abraira, holds the Florida State records for longest punt return, 92 yards against North Carolina, and highest season average per punt return, 20.1 in 1969.

**JAX'S COWBOYS TOTALS**

Year	Tackles — QB Traps				
	Solo	Ast.	Tot.	Tps.	
1986	1	0	1	0	



## Jim Jeffcoat ★ 77

**DEFENSIVE END • ARIZONA STATE • 5th YEAR**  
**HT: 6-5 • WT: 260 • BORN: 4/1/61 • D-1 FOR '83**

**PRO:** Despite an ankle injury that troubled him throughout the last half of the season, Jim Jeffcoat led the Cowboys in quarterback traps for the first time in 1986 while increasing his previous best for the third straight year. Since becoming a starter at right end in '84, the tenacious Jeffcoat totaled 37½ sacks (11½, 12 and 14) to lead the Cowboys in that category over the three-year period. A tough, intense competitor, Jim never missed a game in his first four seasons. He had streaks of 64 consecutive games played and 48 consecutive starts heading into the '87 campaign. "Jim should be improved this year," Tom Landry said during the off-season. "He had a sprained ankle most of last season and didn't perform well with it. But, he's a hard worker. He gives you everything he's got. And he produces traps." Jeffcoat holds the club record for most sacks in a game, nailing Joe Theismann five times in a 1985 victory over Washington. Last year, he had 3½ sacks in a win at Detroit. In addition to his pursuit of quarterbacks, Jim has scored a couple of touchdowns in key situations. Against the Giants in '85, he rumbled 65 yards with a pass tipped by Ed Jones to turn the tide in the game that clinched the NFC East title for Dallas. And, in '84, he recovered a late New Orleans fumble in the end zone to propel the Cowboys to an overtime victory in a game in which they trailed 27-6 entering the fourth quarter. **GAMES/STARTS:** 1983 (16/0), 1984 (16/16), 1985 (16/16), 1986 (16/16). Total — 64/48.

**COLLEGE:** A three-year starter at Arizona State, Jim earned All-Pac 10 and honorable mention All-America honors after anchoring the 1982 Sun Devil defense that led the nation. He was named outstanding defensive player in Arizona State's 1983 Fiesta Bowl victory over Oklahoma, making 16 tackles, causing a fumble and getting a QB sack.

**PERSONAL:** From a family of six children, James Wilson Jeffcoat, Jr., is a Cliffwood, N.J., native who earned high school All-America honors at Matawan Regional High. He also lettered in wrestling. Jim, who graduated from Arizona State with a degree in communication, works with Special Olympics, Make-A-Wish Foundation and the Leukemia Society in Dallas, and the Boys Club in Arlington. In 1986, Jim presented the Sickle Cell Anemia Foundation of Dallas with \$100 for each of his 14 quarterback traps. He lives in Carrollton with his wife Tammy.

### JEFFCOAT'S COWBOYS TOTALS

Year	Tackles — QB Traps			
	Solo	Ast.	Tot.	Tps.
1983	3	0	3	2
1984	50	32	82	11½
1985	50	27	77	12
1986	46	19	65	14
Totals	149	78	227	39½

Year	Opponents' Fumbles Recovered				
	No.	Yds.	Avg.	Long	TD
1984	1	0	0.0	0	1
1985	2	0	0.0	0	0
1986	2	0	0.0	0	0
Totals	5	0	0.0	0	1

Year	Pass Interceptions				
	No.	Yds.	Avg.	Long	TD
1985	1	65	65.0	65t	1



# Ed Jones ★ 72



**DEFENSIVE END • TENNESSEE STATE • 13th YEAR**  
**HT: 6-9 • WT: 273 • BORN: 2/23/51 • D-1A FOR '74**

**PRO:** In the history of the Dallas Cowboys, Ed "Too Tall" Jones ranks as one of the unforgettable, a certifiably larger-than-life character. And not just because of his massive size. Too Tall was the first pick in the 1974 NFL draft, the only time the Cowboys have had the first selection. He left football after the 1978 season to pursue a boxing career, and won all six of his fights before deciding to return to the Cowboys in '80. He then rose to the stardom that had been predicted for him. He was voted to three straight Pro Bowls, in 1981-82-83, and was named All-Pro by NEA in '81 and AP in '82. He also has been indestructible, having never missed a game in his career (199 including playoffs). He has started every game since his second season. Now in the twilight of his career, Jones is determined to rebound from an admittedly subpar 1986 season. "Football has been very good to me," Jones says. "That's why it's time to think about going out on a positive note. If I'd retired at the end of last season, I would have been a very frustrated individual. Going out on a losing season would have been very sour." In re-dedicating himself, Too Tall joined Herschel Walker and Jim Jeffcoat for 7 a.m. offseason workouts at the Cowboys' headquarters. Jones always has been at his best in the biggest games. Two years ago when the Cowboys upset the Giants for the division title, Too Tall was the key figure in the biggest play of the year. He batted Phil Simms' pass into the hands of teammate Jeffcoat, who ran 65 yards for a touchdown to dramatically swing the momentum in the Cowboys' 28-21 December victory for the NFC East crown. He also led the team in sacks for the first time that year with a career-high 13. Knocking down passes has been a Too Tall specialty. He has batted away 61 in the past seven seasons, including a career-high 16 in 1984. **GAMES/STARTS:** 1974 (14/0), 1975 (14/14), 1976 (14/14), 1977 (14/14), 1978 (16/16), 1979 (DNP), 1980 (16/16), 1981 (16/16), 1982 (9/9), 1983 (16/16), 1984 (16/16), 1985 (16/16), 1986 (16/16). **TOTAL — 177/163.**

*(Continued on next page)*

## JONES' COWBOYS TOTALS

Year	Opponents' Fumbles		Recovered		TD
	No.	Yds.	Avg.	Long	
1975	1	0	0.0	0	0
1976	1	0	0.0	0	0
1980	3	0	0.0	0	0
1981	3	0	0.0	0	0
1982	1	0	0.0	0	0
1983	2	0	0.0	0	0
1984	2	0	0.0	0	0
1986	3	0	0.0	0	0
<b>TOTALS</b>	<b>16</b>	<b>0</b>	<b>0.0</b>	<b>0</b>	<b>0</b>

Year	Pass Interceptions		Long	TD
	No.	Yds.		
1975	1	2	2.0	2
1982	1	0	0.0	0
1983	1	12	12.0	12
<b>TOTALS</b>	<b>3</b>	<b>14</b>	<b>4.7</b>	<b>0</b>

Year	Tackles — QB Traps		
	Solo	Ast.	Tot. — Tps.
1974	33	16	49 — 3½
1975	40	29	69 — 5
1976	54	29	83 — 5
1977	48	22	70 — 6
1978	43	31	74 — 12
1980	48	34	82 — 8
1981	58	25	83 — 9
1982	35	11	46 — 6
1983	49	24	73 — 7
1984	63	23	86 — 8
1985	56	24	80 — 13
1986	54	26	80 — 5½
<b>TOTALS</b>	<b>581</b>	<b>294</b>	<b>875 — 88</b>

## E. JONES, Cont.

**COLLEGE:** Jones was a two-time All-America at Tennessee State where he also played two seasons of basketball. A college teammate dubbed him "Too Tall." Jones did not begin playing football until his senior year at Merry High in Jackson, Tenn.

**PERSONAL:** Edward Lee Jones, a native of Jackson, Tenn., is a partner in Dallas-based Imperial Investors. He has a degree in health and physical education, and all seven of his brothers and sisters also earned their college degrees. The multi-talented Jones has appeared in two movies and made a guest appearance on the TV comedy "Diff'rent Strokes." He enjoys singing rhythm and blues (especially "Stormy Monday") and has released a record. He has been active in promoting the Special Olympics and other charity causes.



## Crawford Ker ★ 68

**GUARD** ● **FLORIDA** ● **3rd YEAR**  
**HT: 6-3** ● **WT: 285** ● **BORN: 5/5/62** ● **D-3 FOR '85**

**PRO:** Crawford Ker's first year as a starter left most observers predicting future stardom for the big guard from Florida. "Ker has the most potential of any of our offensive linemen," Tom Landry says, "but he's going to have to work at it if he wants to be a top guy." Willingness to work is no problem for "Big Daddy" Ker. He is an avid weightlifter who has bench-pressed a Cowboys-record 540 pounds. He also conditions himself by pushing pickup trucks and taking karate and boxing lessons. After a college career at tackle, Ker made an impressive debut with the Cowboys at guard. A tight back forced him to miss the last 11 games of his rookie season, however. He became the starting right guard after Kurt Petersen went down with a knee injury early in camp last year. Ironically, Crawford's first start was the preseason game in London where his Scottish-native parents lived before coming to the United States. He earned a game ball from the coaches in a victory over Detroit. **GAMES/STARTS: 1985 (5/0), 1986 (16/16).** Total — 21/16.

**COLLEGE:** Ker was a walk-on at Western Arizona Junior College, earned a scholarship, then became a JC All-America. He transferred to Florida and started 13 games at tackle, earning second-team All-Southwestern Conference and honorable mention All-America honors from Associated Press in 1984. He was a college teammate of the Cowboys' 1987 third-round draft choice, Jeff Zimmerman, another huge guard.

**PERSONAL:** Crawford Francis "Big Daddy" Ker was born in Philadelphia, but moved with his parents to Florida where he became an all-conference football star at Dunedin, Fla., High School. Crawford's parents, Anne and George Ker, are natives of Scotland who moved to the United States in 1956. George Ker served as a royal guard at London's Buckingham Palace.

# Robert Lavette ★ 29



**RUNNING BACK • GEORGIA TECH • 3rd YEAR**  
**HT: 5-11 • WT: 190 • BORN: 9/8/63 • D-4 FOR '85**

**PRO:** Robert Lavette is a naturally gifted runner who posted some big numbers on his way to the pros, rushing for nearly 10,000 yards in high school and college. His dilemma in Dallas so far has been getting stuck behind two of the game's all-time greats, Tony Dorsett and Herschel Walker. "Lavette is not a big, explosive type like Herschel," Tom Landry says, "but he is a playmaker. If you use him enough, he'll make a play. Our problem has been not being able to find him playing time." Lavette has averaged 5.2 yards per carry during the past two preseasons (47 rushes, 245 yards). He enjoyed a spectacular night against the Raiders last preseason in Los Angeles, rushing for 79 yards and a touchdown on 10 carries, catching four passes for 38 yards and returning a kickoff 43 yards. Lavette's biggest contribution in regular season has been as a kickoff and punt returner. Lavette was the eighth running back taken in the 1985 draft. **GAMES/STARTS:** 1985 (12/0), 1986 (16/0). Total — 28/0.

**COLLEGE:** Lavette finished his career as Georgia Tech's all-time leading rusher, receiver and scorer. In setting 19 school records in four seasons, he rushed for 4,066 yards. He also caught 114 passes for 862 yards and scored 46 touchdowns. He had 18 100-yard rushing games and accounted for 5,393 total yards, an average of 125.3 per game. As a sophomore in '82 he rushed for a career-high 203 yards on 38 carries against No. 1-ranked Georgia, outgaining Herschel Walker by 40 yards.

**PERSONAL:** At Cartersville, Ga., High School, Robert Lee Lavette, Jr., gained 5,870 career rushing yards and was named Georgia Class AA back of the year as a junior and senior. He set nine school career records, seven season marks and three single-game records. Robert has four brothers and three sisters.

### LAVETTE'S COWBOYS TOTALS

Year	Rushing				
	No.	Yds.	Avg.	Long	TD
1985	13	34	2.6	10	0
1986	10	6	0.6	5	0
<b>TOTALS</b>	<b>23</b>	<b>40</b>	<b>1.7</b>	<b>10</b>	<b>0</b>

Year	Receiving				
	No.	Yds.	Avg.	Long	TD
1985	1	8	8.0	8	0
1986	5	31	6.2	9	1
<b>TOTALS</b>	<b>6</b>	<b>39</b>	<b>6.5</b>	<b>9</b>	<b>1</b>

Year	Kickoff Returns				
	No.	Yds.	Avg.	Long	TD
1985	34	682	20.1	34	0
1986	36	699	19.4	37	0
<b>TOTALS</b>	<b>70</b>	<b>1381</b>	<b>19.7</b>	<b>37</b>	<b>0</b>

Year	Punt Returns					
	No.	FC	Yds.	Avg.	Long	TD
1986	18	3	92	5.1	28	0







## Eugene Lockhart ★ 56

**LINEBACKER** • **HOUSTON** • **4th YEAR**  
**HT: 6-2** • **WT: 235** • **BORN: 3/8/61** • **D-6A FOR '84**

**PRO:** Eugene "The Hitting Machine" Lockhart is the latest name on the short but illustrious list of Dallas Cowboys middle linebackers. It started with Jerry Tubbs, followed by Lee Roy Jordan, Bob Breunig and Lockhart.

That's it, in 28 years. In 1985, Lockhart's first full year as a starter replacing the retired Breunig, the Machine led the Cowboys in tackles, fumble recoveries and forced fumbles. His only interception of the year resulted in a 19-yard return for the winning touchdown against Pittsburgh (10/13). In '86, he led the team in tackles for the second year in a row and led the linebackers in sacks with a career-high five. "Lockhart is a tough, aggressive tackler in the middle," Tom Landry says. "He's got a good knack at the point of attack." Hitting was what the coaches noticed about Lockhart in his rookie training camp. Other players nicknamed him "Eugene the Hitting Machine" for the trail of dazed ballcarriers he left on the Thousand Oaks practice field. When chronic back problems forced the veteran Breunig to the sidelines in '84, Lockhart became the only rookie ever to start at middle linebacker for the Cowboys. He was named to most of the all-rookie teams. He wound up with eight starts his rookie year. A tireless worker, Lockhart is one of the team's most enthusiastic participants in offseason conditioning. **GAMES/STARTS:** 1984 (15/8), 1985 (16/15), 1986 (16/16). Total — 47/39.

**COLLEGE:** A two-year starter at outside linebacker, Lockhart led Houston in 1983 with 134 tackles. A tri-captain, he earned All-Southwest Conference honors and his team's most valuable player award his senior year. A 1981 reserve for the Cougars, Lockhart won a starting berth in 1982 following a strong 1981 finish and fine performance in the spring.

**PERSONAL:** Eugene Lockhart, Jr., was an all-district performer in football, basketball and baseball at Crockett High School in his native Crockett, Texas. He also ran the mile for the track team and was a National Honor Society member. He earned his degree in marketing at Houston, where he also was a member of the Fellowship of Christian Athletes. Eugene donates his time to the American Cancer Society in Dallas, nursing homes in Crockett and other worthwhile causes. He owns Lockhart-Love One-Hour Photo in Dallas with former Houston teammate and St. Louis Cardinals running back Randy Love. Eugene and wife Sharon live in Carrollton, Texas, with son Bryan (10/3/86).

### LOCKHART'S COWBOYS TOTALS

Pass Interceptions					Opponents' Fumbles Recovered						
Year	No.	Yds.	Avg.	Long	TD	Year	No.	Yds.	Avg.	Long	TD
1984	1	32	32.0	32	0	1984	1	0	0.0	0	0
1985	1	19	19.0	19t	1	1985	4	17	4.3	17	0
1986	1	5	5.0	5	0	1986	1	0	0.0	0	0
<b>TOTALS</b>	<b>3</b>	<b>56</b>	<b>18.7</b>	<b>32</b>	<b>1</b>	<b>TOTALS</b>	<b>6</b>	<b>17</b>	<b>2.8</b>	<b>17</b>	<b>0</b>

Tackles — QB Traps				Miscellaneous Scoring					
Year	Solo	Ast.	Tot.	Tps.	Year	TDRT	PAT	FG	Pts.
1984	49	37	86	— 2½	1985	1*	0	0	6
1985	69	59	128	— 3½	*returned interception 19 yards for a T.D. vs Pitt. (10/13)				
1986	77	44	121	— 5					
<b>TOTALS</b>	<b>195</b>	<b>140</b>	<b>335</b>	<b>— 11</b>					



# Paul McDonald ★ 14



**QUARTERBACK • SOUTHERN CALIFORNIA • 8th YEAR**  
**HT: 6-2 • WT: 185 • BORN: 2/23/58 • FA FOR '86**

**PRO:** After Danny White was lost for the season to injury, Dallas needed a veteran NFL quarterback who could quickly learn the offense and provide depth behind young quarterbacks Steve Pelluer and Reggie Collier. The Cowboys found Paul McDonald, who met all requirements. Having worked with Hackett at USC and Cleveland, he was familiar with most of the offense and he was smart enough to learn what he didn't know in a short time. The lefthanded quarterback also played six years for Cleveland. He was released by the Browns following the 1985 season. McDonald was signed by Seattle for 1986 but released before the start of the regular season. A starter in all 16 games for the Browns in 1984, McDonald endured 53 sacks that year and was still able to complete 55% of his passes for 3,472 yards. His best passing day in the NFL came against New England (10/7/84) when he had a career high 320 yards on 23 of 37 (62.2%) passing and 1 TD. McDonald also completed a career-high 75% (18 or 24) against New Orleans (10/28/84) and completed 13 straight passes vs. Houston (11/25/84). A backup to Brian Sipe for four years, McDonald led the Browns to the playoffs in 1982 after Sipe was injured. In his only appearance at Texas Stadium with the Browns, McDonald was 9 of 15 for 151 yards, 1 TD, 1 interception. He did not throw a pass in 1985, spending the season behind Gary Danielson and Bernie Kosar. The seventh quarterback taken in the 1980 draft (Marc Wilson, Mark Malone, Gene Bradley, Eric Hipple, Rusty Lisch and Ed Luther), McDonald was drafted with the Browns' second pick in the fourth round. McDonald played with an All-Heisman Trophy backfield at USC (Charles White-Marcus Allen) and can do so in the pros with Tony Dorsett and Herschel Walker. **GAMES/STARTS:** 1980 (16/0-Clev.), 1981 (12/0-Clev.), 1982 (9/3-Clev.), 1983 (16/2-Clev.), 1984 (16/16-Clev.), 1985 (16/0-Clev.), 1986 (1/0). Total — 70/21 (1/0-Dallas).

**COLLEGE:** McDonald led the Trojans to two Rose Bowl victories and a national championship. He completed his collegiate career holding the NCAA record for lowest interception percentage in a career at 2.3% (13 in 561  
*(Continued on next page)*

### McDONALD'S BROWN'S TOTALS

Year	Rushing				
	No.	Yds.	Avg.	Long	TD
1980	3	-2	-0.7	-2	0
1981	2	0	0.0	2	0
1982	7	-13	-1.9	10	0
1983	3	17	5.7	10	0
1984	22	4	0.2	10	0
<b>TOTALS</b>	<b>37</b>	<b>6</b>	<b>0.2</b>	<b>10</b>	<b>0</b>

### SINGLE-GAME CAREER HIGHS

**Regular Season**  
 Att.—47 (10/21/84, @ Cincinnati)  
 Comp.—27 (10/21/84, @ Cincinnati)  
 Yards—320 (10/7/84, vs. New England)  
 Long—64 (9/9/84, @ Rams)  
 TDs—3 (2 times, last 11/25/84 vs. Houston)

Year	Receiving				
	No.	Yds.	Avg.	Long	TD
1983	1	-4	-4.0	-4	0

### Passing

Year	Att.	Comp.	Yds.	Pct.	Int.	Avg. Gn.	Long	TD	Tkld/Lst	Rtng.
1981	57	35	463	61.4	2	8.12	46	4	6/38	95.8
1982	149	73	993	49.0	8	6.66	56t	5	13/95	59.5
1983	68	32	341	47.1	4	5.01	27	1	6/43	42.6
1984	493	271	3472	55.0	23	7.04	64	14	53/345	67.3
<b>TOTALS</b>	<b>767</b>	<b>411</b>	<b>5269</b>	<b>53.6</b>	<b>37</b>	<b>6.87</b>	<b>64</b>	<b>24</b>	<b>78/521</b>	<b>65.8</b>

**McDONALD, Cont.**

attempts). An All-PAC 10, second-team All-America and All-Academic selection as a senior, McDonald also set a PAC 10 record by throwing 143 straight passes without an interception.

**PERSONAL:** A native of Montebello, Calif., Paul McDonald attended Bishop Amat High School in La Puente, Calif. While in Cleveland he spearheaded "Paul's Pals" to benefit children with cancer, leukemia and other blood disorders. McDonald earned his degree in business from USC and is now working towards his MBA. Paul and wife Allyson have a son, Michael (5/11/85).



**Timmy Newsome ★ 30**

**RUNNING BACK • WINSTON-SALEM STATE • 8th YEAR  
HT: 6-1 • WT: 237 • BORN: 5/17/58 • D-6 FOR '80**

**PRO:** Versatile Timmy Newsome was the Cowboys' third leading receiver in 1986 and teamed with Tony Dorsett and Herschel Walker to form Tom Landry's latest offensive innovation — the full-house backfield.

Newsome is a fine blocker and receiver who gives the Cowboys experienced depth in the backfield. He has played both the fullback and tailback positions. He was the starting fullback from late in the 1984 season until late last year when Walker took over. Newsome also serves as a third tight end. "Newsome is a steady player who contributes," Landry says. "He does everything we ask. He's an excellent receiver with size, power and speed." Last season Newsome enjoyed career highs in receptions (48) and receiving yards (421). He has caught passes in 23 straight games, longest current streak on the team. **GAMES/STARTS:** 1980 (16/1), 1981 (15/0), 1982 (9/0), 1983 (16/0), 1984 (15/4), 1985 (14/14), 1986 (16/12). Total — 101/31.

**NEWSOME'S COWBOYS TOTALS**

Rushing					Kickoff Returns						
Year	No.	Yds.	Avg.	Long	TD	Year	No.	Yds.	Avg.	Long	TD
1980	23	73	3.2	23	2	1980	12	293	24.4	36	0
1981	13	38	2.9	7	0	1981	12	228	19.0	27	0
1982	15	98	6.5	25	1	1982	4	74	18.5	26	0
1983	44	185	4.2	20	2	1983	1	28	28.0	28	0
1984	66	268	4.1	30	5	1986	2	32	16.0	18	0
1985	88	252	2.9	15	2	<b>TOTALS</b>	<b>31</b>	<b>655</b>	<b>21.1</b>	<b>36</b>	<b>0</b>
1986	34	110	3.2	13	2						
<b>TOTALS</b>	<b>283</b>	<b>1024</b>	<b>3.6</b>	<b>30</b>	<b>14</b>						

**Receiving**

Year	No.	Yds.	Avg.	Long	TD
1980	4	43	10.6	16	0
1982	6	118	19.7	46	1
1983	18	250	13.9	52	4
1984	26	263	10.1	29	0
1985	46	361	7.9	24	1
1986	48	421	8.8	30	3
<b>TOTALS</b>	<b>148</b>	<b>1456</b>	<b>9.8</b>	<b>52</b>	<b>9</b>

**SINGLE-GAME CAREER HIGHS**

**Regular Season**

Yds. Rsh.—59 (10/16/83 vs. Phil.)  
Rsh. At.—13 (11/24/85 vs. Phil.)  
Lg. Run—30 (12/9/84 vs. Wash.)  
TD Rsh.—2 (twice, 1st. 12/17/84 @ Miami)  
Rcpt.—7 (11/2/86 @ Giants)  
Yds. Rec.—92 (12/13/82 @ Houston)  
Lg. Rcpt.—52t (10/9/83 vs. T. Bay)

**Playoffs**

Yds. Rsh.—34 (12/28/80 vs. Rams)  
Rsh. At.—2 (12/28/80 vs. Rams)  
Lg. Run—19 (12/28/80 vs. Rams)  
TD Rsh.—1 (1/2/81 vs. Tampa Bay)  
Rcpt.—7 (1/16/83 vs. Green Bay)  
Yds. Rec.—70 (1/16/83 vs. Green Bay)

## NEWSOME, Cont.

**COLLEGE:** Newsome was a two-time NAIA first-team All-America and 1979 player of the year in the Central Intercollegiate Athletic Association. In four years at Winston-Salem, Timmy rushed for 3,833 yards (6.1 per carry) and 38 touchdowns. He led the conference in rushing and scoring three times. Newsome earned his degree in business with a concentration in computer science.

**PERSONAL:** Timothy Arthur Newsome is a native of Ahoskie, N.C., and was a star athlete at Ahoskie High. In the offseason he works as a computer program analyst for Shared Financial Systems of Dallas. He has done public service work for the state of North Carolina's alcohol and drug abuse prevention program. Timmy and wife Audrey live in Dallas.

## Nate Newton ★ 61

GUARD ● FLORIDA A&M ● 2nd YEAR  
HT: 6-3 ● WT: 305 ● BORN: 12/20/61 ● FA FOR '86



**PRO:** Nate Newton is one of those promising young players about whom coaches get excited. Newton has a 33-inch vertical leap, can dunk a basketball, bench press 500 pounds and has probably the quickest feet of any of the Cowboys' offensive linemen. The only thing holding him back has been a love affair with food. Not long after the 1986 season Nate weighed nearly 350 pounds. One of new offensive line coach Jim Erkenbeck's first moves was to inform Newton and everyone else that the nickname "The Kitchen," which gained Nate a lot of local attention last year, was dead. Then, Newton was placed on a strict diet under the supervision of team physician Dr. J.R. Zamorano. By June 1 he had lost more than 40 pounds and Erkenbeck was highly enthusiastic about Newton's 1987 prospects. "He's big and very strong and he's unusually quick," says Erkenbeck. "Those qualities are hard to find in the same guy. Plus, he's showed me this spring that he has the type of dedication it will take for him to become a good football player." Nate was signed in training camp last year after two seasons with the Tampa Bay Bandits of the USFL. The Redskins signed him as a free agent out of college in 1983, but he was released just before the season. GAMES/STARTS: 1986 (11/0).

**COLLEGE:** A four-year letterman at Florida A&M, Newton played on both the offensive and defensive lines. He was a team captain and was named All Conference as a senior.

**PERSONAL:** Nathaniel Newton is a native of Orlando, Fla., where he played football and basketball at Jones High School. His younger brother Tim is the Minnesota Vikings' nose tackle.







## Steve Pelluer ★ 16

**QUARTERBACK** • **WASHINGTON** • **4th YEAR**  
**HT: 6-4** • **WT: 208** • **BORN: 7/29/62** • **D-5A FOR '84**

**PRO:** The apprenticeship of Steve Pelluer ended abruptly last year with the injuries that sidelined Danny White for nine games. Rushed into the starting quarterback role ahead of schedule, Pelluer became an unfortunate victim of the Cowboys' November-December swoon. The Cowboys, however, did not let the frustrations of the losing streak detract from their belief in Steve Pelluer. "Steve has a great future for us," Tom Landry says. "We have a lot to work with in Pelluer. He is probably the most gifted quarterback we've ever had as far as mobility. The guy is uncanny in his ability to escape the pass rush. He's got a good, accurate arm, plus he's big and very poised. If we can protect him and get a consistent running game, Pelluer can win for us." Steve directed consecutive victories over Washington and Philadelphia in October. He pulled out a fourth-quarter comeback victory at San Diego and nearly rallied the Cowboys past the Giants in New York when he completed 28-of-38 passes for 339 yards, all season highs. He received game balls from the coaching staff for the victories over Washington and San Diego. Against Seattle, Pelluer completed 14 straight passes to break the team record of 12 in row set by Roger Staubach in 1978 and tied by Danny White in '83. Pelluer made a dramatic NFL regular-season debut in the fourth quarter of the Dec. 15, 1985 game against the Giants at Texas Stadium to decide the NFC East championship. Danny White and Gary Hogeboom had been knocked out of the game with injuries and Pelluer was called on to protect a 21-14 lead. On his second series he coolly directed a 72-yard touchdown drive for what proved to be the winning touchdown in a 28-21 Dallas victory. The key play was Pelluer's 28-yard pass to rookie Karl Pove on a third-and-15 from the Dallas 48. **GAMES/STARTS:** 1984 (1/0), 1985 (2/0), 1986 (16/9). Total — 19/9.

**COLLEGE:** En route to Pac 10 offensive player of the year honors in 1983, Pelluer set six Washington records, including season completion percentage (67.2) and most consecutive passes thrown without an interception (137). He also led Washington to a school total offense mark of 4,365 yards in '83. The Huskies' second all-time leading passer, Steve completed 436-of-755 passes for 4,603 yards and 30 touchdowns. He was All-Pac 10, All-West Coast and honorable mention All-America in '83. As a sophomore he led the Huskies to the Pac 10 title and a 28-0 victory over Iowa in the Rose Bowl.

**PERSONAL:** Born in Yakima, Wash., and raised in Bellevue, Wash., Steven Carl Pelluer (peh-LOO-ur) captained the football and basketball teams.

### PELLUER'S COWBOYS TOTALS

Year	No.	Rushing			
		Yds.	Avg.	Long	TD
1985 ...	3	-2	-0.7	1	0
1986 ...	41	255	6.2	21	1
TOTALS..	44	253	5.8	21	1

Year	Att.	Comp.	Yds.	Pct.	Int.	Passing				
						Avg. Gn.	Long	TD	Tkld/Lst	Rtng.
1985 .....	8	5	47	62.5	0	5.88	28	0	0/0	78.7
1986 .....	378	215	2727	56.9	17	7.21	84t	8	47/362	67.9
TOTALS .....	386	220	2774	57.0	17	7.19	84t	8	47/362	68.1



## PELLUER, Cont.

at Interlake High School. He was a National Football Foundation Scholar-Athlete in 1979 when he earned all-state honors as a quarterback. He has a degree in building construction. He is involved in the Fellowship of Christian Athletes and Special Olympics, serves on the board of the Doug Cosbie Youth Clinic and speaks on behalf of the Justice Department's "Just Say No" anti-drug campaign. Steve's grandfather (Carl Gustafson), father (Arnie Pelluer) and brother (Scott) all played football at Washington State. Scott, linebackers coach at Boise State, was a 1981 Cowboys draft choice who went on to play linebacker for the Saints. Another brother, Arnie, is a junior linebacker at Stanford.

## Jesse Penn ★ 59

**LINEBACKER** • **VIRGINIA TECH** • **3rd YEAR**  
**HT: 6-3** • **WT: 218** • **BORN: 9/6/62** • **D-2 FOR '85**



**PRO:** "Jesse Penn has a lot of physical ability," Tom Landry says. "If he can harness it and discipline himself to the system, he surely could make an impact." Penn has shown flashes of being the big-play linebacker Landry covets. As a rookie, he started against Cincinnati in place of the injured Jeff Rohrer, made five tackles and returned a blocked punt 49 yards for a touchdown. In '85 preseason, one of his two interceptions went for 77 yards and a touchdown against Green Bay. Last year, starting for injured Rohrer at Detroit, Penn was named the Haggard Cowboys Star of the Game after making six tackles, forcing one fumble and recovering two. He had 2½ QB traps in '86 playing in the "4-0" pass defense. He earned a game ball from the coaches for his special teams play in a victory at Philadelphia. **GAMES/STARTS:** 1985 (16/1), 1986 (15/0). Total — 31/1.

**COLLEGE:** A two-year starter at standup defensive end, a position similar to outside linebacker, Penn intercepted eight passes to set a Virginia Tech career record for linemen. Jesse capped his senior year with outstanding performances in the Independence Bowl against Air Force and in the Blue-Gray game. The Cowboys rated Penn the top outside linebacker in the 1985 draft.

**PERSONAL:** A native of Martinsville, Va., Jesse Andrew Penn earned all-state honors in football and All-America honors in track at Martinsville High. He majored in communications at Virginia Tech.

### PENN'S COWBOYS TOTALS

Year	Scoring				Year	Opponents' Fumbles Recovered				
	TD	PAT	FG	Pts.		No.	Yds.	Avg.	Long	TD
1985	1*	0	0	6	1985	1	0	0.0	0	0
					1986	2	12	6.0	12	0
					Totals	3	12	4.0	12	0

\*Returned blocked punt 49 yards for TD vs. Cin. 12/8/85.

### Tackles — QB Traps

Year	Tackles				QB Traps	
	Solo	Ast.	Tot.	Tps.		
1985	12	9	21	—	0	
1986	19	11	30	—	2½	
Totals	31	20	51	—	2½	



## Kurt Petersen ★ 65

GUARD • MISSOURI • 7th YEAR  
HT: 6-4 • WT: 272 • BORN: 6/17/57 • D-4 FOR '80

**PRO:** Kurt Peterson attempted a comeback in 1987 after spending the entire 1986 season on injured reserve following summer knee surgery. Prior to that, Kurt had been the starting right guard since his second season with the Cowboys, and in 1982 earned second-team All-Pro honors from the Newspaper Enterprise Association. Petersen, who played defense at Missouri, was switched to the offensive line in his rookie training camp and made the transition amazingly well. GAMES/STARTS: 1980 (16/0), 1981 (16/14), 1982 (9/9), 1983 (14/14), 1984 (13/13), 1985 (16/16). 1986 (injured reserve). Total — 84/66.

**COLLEGE:** A linebacker his junior year, Petersen was moved to defensive tackle his senior season to give Missouri more inside quickness. A senior co-captain, Kurt tied for the team lead in fumble recoveries with four.

**PERSONAL:** St. Louis native (Lutheran High School) Kurt David Petersen has a degree in industrial engineering. Kurt is an outdoorsman who enjoys fishing, hunting, gardening and archery. Kurt, wife Karen and their children Aimee Lynn (12/20/84) and Kyle David (1/20/86) live in Dallas, Texas.



## Karl Powe ★ 81

WIDE RECEIVER • ALABAMA STATE • 2nd YEAR  
HT: 6-2 • WT: 178 • BORN: 1/17/62 • D-7A FOR '85

**PRO:** Tom Landry has not forgotten what Karl Powe showed him two years ago. "We've still got hope for Karl Powe," the Cowboys' head coach says. "He has a lot of potential with his speed and hands. But he's a former track man and he's had trouble with injuries. I've got him on a program to build up his upper body." After showing flashes of brilliance in his rookie year, expectations for Powe were great entering the '86 season. But a neck injury suffered in the opener against the Giants sent him to the sidelines for the rest of the year. In 1985 Powe was a longshot seventh-round draft choice with superior athletic ability but not much football background. He was mostly a backup receiver at Alabama State. He made the Cowboys based on his potential. But his steady development during the course of the year paid off in the Cowboys' division-title clinching victory over the Giants in December. Powe caught a

### POWE'S COWBOYS TOTALS

Year	Receiving					Year	Kickoff Returns				
	No.	Yds.	Avg.	Long	TD		No.	Yds.	Avg.	Long	TD
1985	14	237	16.9	34	0	1985	1	17	17.0	17	0

### SINGLE-GAME CAREER HIGHS

#### Regular Season

Recpt.—7 (12/22/85 at San Francisco)  
Yds. Rec.—127 (12/22/85 at San Francisco)  
Lg. Recept.—34 (12/22/85 at San Francisco)







## Tom Rafferty ★ 64

CENTER ● PENN STATE ● 12TH YEAR  
 HT: 6-3 ● WT: 262 ● BORN: 8/2/54 ● D-4 FOR '76

**PRO:** Tom Landry, discussing the outlook for the Cowboys' 1987 offensive line, had a revealing way of looking at those prospects. "Once you get past Rafferty," he said, "everything is up for grabs." The one constant in the Cowboys' forward wall since the mid-1970s has been Rafferty, who has never missed a game and has started in 167 of 168 regular season and playoff contests since 1977. His string of 165 consecutive regular season games (183 including playoffs) is the third longest in club history. He should pass Cornell Green (168) this year and would tie Bob Lilly (196) if he played in all 16 games in '87 and '88. The players around him keep getting bigger and younger, but Rafferty's always there in the middle doing his job. Tom came to the Cowboys as an All-America guard in 1976, and was a four-year starter on the right side until moving to center in 1981. In the late '70s, Rafferty was a member of the Cowboys' "Irish Line," along with teammates John Fitzgerald, Pat Donovan and Jim Cooper. Tom, with Herb Scott, cleared the way for Tony Dorsett's historic 99-yard touchdown run against Minnesota in January of '83. GAMES/STARTS: 1976 (14/0), 1977 (14/14), 1978 (16/16), 1979 (16/16), 1980 (16/16), 1981 (16/16), 1982 (9/9), 1983 (16/15), 1984 (16/16), 1985 (16/16), 1986 (16/16). Total — 165/150.

**COLLEGE:** A four-year starting guard at Penn State, Rafferty earned All-America honors from the Football News and the Football Writers Association in 1975. The Cowboys rated him the top pulling guard in the 1976 draft.

**PERSONAL:** Thomas Michael Rafferty was born in Syracuse and raised in Fayetteville, N.Y., where he became a high school All-America lacrosse player in addition to starring in football and basketball at Fayetteville-Manlius High School. He received a degree in physical education from Penn State and for his master's in business from the University of Dallas. Tom and wife Donna live in Dallas with son J. Michael (7/14/81) and daughter Rachel Elizabeth (3/6/84).

### RAFFERTY'S COWBOYS TOTALS

Year	Receiving		Avg.	Long	TD
	No.	Yds.			
1983 .....	1	8	8.0	8	0



# Mike Renfro ★ 82



**WIDE RECEIVER** • **TCU** • **10th YEAR**  
**HT: 6-0** • **WT: 187** • **BORN: 6/19/55** • **TRADE, HOU., '84**

**PRO:** After an outstanding season in 1985, Mike Renfro injured his shoulder in the first preseason game of 1986 and spent the first four weeks of the season on injured reserve. He regained his old form towards the end of the year, averaging 18.8 yards per catch over the last four games and catching a touchdown pass in each of the last two. In the season finale against the Bears (12/21) Renfro led the team with five catches for 76 yards. Coach Landry called Renfro "as valuable a player as we had" in 1985 when Dallas captured the NFC Eastern Division championship. In the title clinching victory over the Giants (12/15), Renfro caught four passes for 123 yards and two touchdowns, including a 58-yarder. In other key division victories, he had a career-high 10 catches for 141 yards and two touchdowns against the Giants (10/6) and five receptions for 99 yards, including a 55-yard touchdown in the season-opener against Washington (9/9). He received the coaches' offensive game ball for each of the three wins. "Mike is an excellent player for your team," says Landry. "He works hard. He's disciplined. And he comes up with the big play." Entering 1985 Renfro had season-highs of 39 catches in 1981, 583 receiving yards in 1984 and three touchdowns in 1982. He shattered those marks catching 60 passes for 955 yards and a team-high eight touchdowns. In his first seven years in the NFL Mike had never had a 100-yard receiving day. In 1985 he had three 100-yard games, including two in a row to end the season. With 277 career catches he needs 23 to reach the 300-catch plateau. Acquired from Houston for Butch Johnson in the spring of 1984, Renfro was expected to play a role as a "possession" receiver in special situations. He performed beyond

(Continued on next page)

### RENFR0'S COWBOYS TOTALS

Year	Receiving				
	No.	Yds.	Avg.	Long	TD
1984	35	583	16.7	60t	2
1985	60	955	15.9	58t	8
1986	22	325	14.8	30t	3
TOTALS	117	1863	15.9	60t	13

### RENFR0'S OILERS TOTALS

Year	Receiving				
	No.	Yds.	Avg.	Long	TD
1978	26	339	13.0	58t	2
1979	16	323	20.2	49	2
1980	35	459	13.1	42	1
1981	39	451	11.6	43	1
1982	21	295	14.0	54t	3
1983	23	316	13.7	38	2
TOTALS	160	2138	13.6	58t	11

### RENFR0'S 100-YARD GAMES

Date	Opp.	No.	Yds.	Lg.	TD
10/6/85	@ Giants	10	141	24t	2
12/15	Giants	4	123	58t	2
12/22	@ S. Fran.	9	164	37	0

### Passing

Year	Att.	Comp.	Yds.	Pct.	Int.	Avg. Gn.	TD
1984	2	1	49	50.0	0	24.50	1
1986	1	1	23	100.0	0	23.00	0
Totals	3	2	72	66.7	0	24.00	1

### SINGLE-GAME CAREER HIGHS

**Regular Season**  
 Recpts.—10 (10/6/85 @ N.Y. Giants)  
 Yds. Rec.—164 (12/22/85 @ S. Fran)  
 Lg. Recpt.—60t (12/9/84 vs. Wash.)  
 TD Recpt.—2 (twc., 1st 12/15/85 vs. N.Y. Giants)


**Playoffs**  
 Recpts.—3 (twc., 1st 12/28/80 @ Raiders)  
 Yds. Rec.—69 (12/28/80 @ Raiders)  
 Lg. Recpt.—47t (12/29/79 @ S. Diego)  
 TD Recpt.—1 (12/29/79 @ S. Diego)

## RENFRO, Cont.

expectations, starting 11 games and catching 35 passes for 583 yards (a team-high 16.7 average) and two touchdowns. For good measure he threw a 49-yard scoring pass to Doug Donley in a 23-17 victory over the Eagles (9/16). Renfro's move to Dallas was something of a homecoming for him, since he was born and raised in the area and his father — former All-Pro wide receiver Ray Renfro — was an assistant coach for the Cowboys from 1968 through 1972. As a teenager, Mike was a Dallas ballboy. GAMES/STARTS: 1978 (14/10-Hou.), 1979 (15/2-Hou.), 1980 (16/15-Hou.), 1981 (12/12-Hou.), 1982 (9/4-Hou.), 1983 (7/7-Hou.), 1984 (16/11), 1985 (16/16), 1986 (12/6). Total — 117/83 (44/33-Dallas).

**COLLEGE:** Renfro was a three-time All-Southwest Conference choice at TCU and ended his college career owning school records for career receptions (162), yards (2,739) and touchdowns (17). His 10 touchdown catches as a senior set a Southwest Conference record.

**PERSONAL:** Michael Ray Renfro was born and raised in Fort Worth, where he attended Arlington Heights High School. Mike has a degree in business management and works in the offseason for the Dugger Development real estate firm in Fort Worth. He and his wife Denise live on a 30-acre spread in Aledo, Tex. near Fort Worth with daughter Klayton Alicia (12/19/85) and son Michael Clinton (7/21/87). Mike is spokesperson for the Edna Gladney Home in Fort Worth and works with Week of Champions, where high school athletes in the metroplex learn about sportsmanship and leadership.





## Jeff Rohrer ★ 50



**LINEBACKER** • **YALE** • **6th YEAR**  
**HT: 6-2** • **WT: 227** • **BORN: 12/25/58** • **D-2 FOR '82**

**PRO:** In his second year as the Cowboys' starting right outside linebacker, Jeff Rohrer continued to show solid improvement. He led the team in tackles against the Redskins (twice), the Rams and the Cardinals, and wound up trailing only middle linebacker Eugene Lockhart in total tackles for the season, 121-111. In addition, Jeff registered two quarterback traps, forced four fumbles and recovered a fumble. In all, it was a very good year for the former All-Ivy Leaguer who spent the first three years of his pro career making a name for himself on special teams. "He's big, strong and very aggressive," says Tom Landry. "Jeff is a smart, steady player." Rohrer became the subject of much media attention last season when he wore an earring for a month to win a bet with a friend. Landry, who has been in football since before face masks, just shrugged it off and Jeff won the bet. **GAMES/STARTS:** 1982 (8/0), 1983 (16/0), 1984 (16/0), 1985 (15/12), 1986 (16/16). Total — 71/28.

**COLLEGE:** Rohrer was the highest NFL draft choice from Yale since 1969 when the Cowboys chose Calvin Hill in the first round. In 1981 Jeff was named to the Coaches All-Ivy League and the Coaches All-New England first teams after leading Ivy co-champ Yale in tackles with a school-record 136 stops (71 solo).

**PERSONAL:** Jeffrey Charles Rohrer was a National Football Foundation and Hall of Fame Scholar-Athlete at Mira Costa High School in his native Manhattan Beach, Calif. He received his degree from Yale in administrative sciences. His hobbies include ceramics, scuba diving and karate. Jeff supports the Special Olympics program for the handicapped.

### ROHRER'S COWBOYS TOTALS

Year	Opponents' Fumbles Recovered					Year	Tackles — QB Traps			
	No.	Yds.	Avg.	Long	TD		Solo	Ast.	Tot.	Tots
1984	1	5	5.0	5	0	1983	3	7	10	0
1986	1	0	0.0	0	0	1984	2	9	11	0
TOTALS	2	5	2.5	5	0	1985	28	26	54	1½
						1986	62	49	111	2
						TOTALS	95	91	186	3½

## Mike Saxon ★ 4



**PUNTER** • **SAN DIEGO STATE** • **3rd YEAR**  
**HT: 6-3** • **WT: 188** • **BORN: 7/10/62** • **FA FOR '85**

**PRO:** Mike Saxon's punting averages went down in 1986 but his effectiveness went up. Saxon pinned opponents inside their 20-yard line an NFL-high 28 times last year. In the season opener against the Giants (9/8), he averaged 43.5 yards per punt with four inside the 20 and a net average of 39.1 to earn a coaches game ball. Saxon booted a career-long 58 yarder against

(Continued on next page)

### SAXON'S COWBOYS TOTALS


Year	Punting						
	No.	Yds.	Avg.	In20	Long	Bk.	Net
1985	81	3396	41.9	10	57	1	35.5
1986	86	3498	40.7	28	58	1	34.5
TOTALS	167	6894	41.3	38	58	2	35.0



three, and returned an interception 26 yards for a touchdown against Washington (9/9). As a rookie in 1984 Scott made a diving interception, his first as a pro, to set up Dallas' winning TD against St. Louis (11/11). GAMES/STARTS: 1984 (16/0), 1985 (16/3), 1986 (5/0). Total — 37/3.

**COLLEGE:** A two-time All-Big Eight selection and a 1983 second-team All-America, Scott set Colorado career records of 24 pass deflections and three interceptions returned for touchdowns in four years as a starting cornerback. He intercepted 10 passes and blocked four field goals and two extra point attempts in his career.

**PERSONAL:** Born in St. Louis, Mo., and raised in East St. Louis, Ill., Victor Ramone Scott starred in football, basketball and baseball at East St. Louis High School. Victor and wife Wanda live in Irving, Texas, with sons Victor Ramone II (9/25/85) and Dionte (10/24/86). In the offseason he donated his time to the March of Dimes and worked at a camp benefitting those with cranial facial disorders.







## Mike Sherrard ★ 86

**WIDE RECEIVER** • **UCLA** • **2nd YEAR**  
**HT: 6-2** • **WT: 187** • **BORN: 6/21/63** • **D-1 FOR '86**

**PRO:** Rarely was Mike Sherrard's name mentioned in 1986 without the word "impact" used in the same sentence. Coach Landry had longed for a talented game breaker for the past several years and last season he found his man in the Cowboys' first-round draft pick. After missing most of training camp and the preseason schedule, Sherrard was expected to progress gradually. However, against Atlanta (9/21) in the season's third game, he gave everyone a glimpse of the future by catching a 22-yard pass from Danny White, faking a defender out of his path and strolling into the end zone untouched. The following week against St. Louis (9/29) he turned an underthrown pass into a 27-yard touchdown and against Washington (10/12) Sherrard took the ball away from Darrell Green, while both were falling in the endzone, for a 27-yard TD. He finished the season with a team-high five touchdown catches, all from 20 yards or more and was starting at wide receiver by the season's 13th week. Sherrard also led the team in average yards per catch (18.2). His 41 receptions are the most by a Cowboys rookie since Bob Hayes had 46 in 1965. "Mike Sherrard should be a Pro Bowl player," says Tom Landry. "He's got that kind of ability. Our deep passing attack will be built around him." Against San Diego (11/16) Sherrard averaged 28.8 yards per catch on four receptions, including a 68-yarder for the games' first TD. He finished second in fan voting for NFL rookie of the year behind Miami's John Offerdahl. **GAMES/STARTS:** 1986 (16/4).

**COLLEGE:** Sherrard went from a walk-on at UCLA to the school's all-time leading receiver with 124 career catches. He also holds school records for catches in a season (48 in 1983) and career receiving yards (1,937). Despite fracturing his clavicle in the fifth game of his senior season, the PAC 10 All-Academic pick came back to catch four passes, including a touchdown in the Rose Bowl and earned a spot in the Hula Bowl.

**PERSONAL:** Michael Watson Sherrard is a native of Chico, Calif. where he lettered in football, basketball, track and baseball at Chico High School. His mother Cherie ran the 110-meter hurdles at the 1964 Olympic Games in Tokyo, where one of her teammates was former Cowboys receiver Bob Hayes. Sherrard is also a cousin of Washington foe Darrell Green. He earned his degree in history from UCLA. Mike works with the St. Phillip's School and Community Center in Dallas and with Dream Factory, which grants wishes to children who are ill.

### SHERRARD'S COWBOYS TOTALS

Year	Receiving					Year	Rushing				
	No.	Yds.	Avg.	Long	TD		No.	Yds.	Avg.	Long	TD
1986	41	744	18.2	68t	5	1986	2	11	5.5	8	0

### SINGLE-GAME CAREER HIGHS

Regular Season					Sherrard's 100-yard Games				
	Date	Opp.	No.	Yds.	Lg.	TD			
Receptions—5 (2 times, last 12/7/86 @ Rams)	10/26/86	St. Louis	5	111	40t	1			
Yds. Rec.—115 (11/16/86 @ San Diego)	11/16	@ San Diego	4	115	68t	1			
Lg. Recept.—68t (11/16/86 @ San Diego)									
TD Recept.—1 (5 times, last 11/16/86 @ San Diego)									

## Don Smerek ★ 60



**DEFENSIVE TACKLE** • **NEVADA-RENO** • **7th YEAR**  
**HT: 6-7** • **WT: 265** • **BORN: 12/20/57** • **FA FOR '80**

**PRO:** Despite playing in only 11 games in 1986, and those mostly in third-down situations, Don Smerek registered 4½ quarterback sacks to rank just behind the Cowboys' four defensive line starters in that category. "He's a good, tough third-down pass rusher," says Tom Landry. "He takes people on." The injury bugaboo struck Smerek in '86, as it has several times before. He went on injured reserve with a knee injury and missed the first five games of the season. In '85, he missed six games with a shoulder injury. Knee surgery cost him 14 games of the '82 season, and he missed all of his rookie campaign (1980) after going on injured reserve with broken ribs. Still, Don keeps battling back with the same determination that kept him with the Cowboys in the first place after signing as a free agent from a small school. **GAMES/STARTS:** 1981 (2/0), 1982 (7/0), 1983 (15/0), 1984 (16/0), 1985 (10/1), 1986 (11/0). Total — 61/1.

**COLLEGE:** Smerek was an All-Big Sky choice at defensive end following his senior season at Nevada-Reno.

**PERSONAL:** Donald Frederick Smerek was born in Waterford, Mich., and raised in Henderson, Nev., outside Las Vegas. Don was a football and basketball star at Basic High in Henderson. He received his degree from Nevada-Reno in physical education. In the offseason he works for Craig Properties, a Dallas real estate firm.

### SMEREK'S COWBOYS TOTALS

Year	Tackles — QB Traps		Tot.	Tps.
	Solo	Ast.		
1982	6	4	10	1
1983	10	7	17	6
1984	6	4	10	1
1985	13	4	17	2
1986	10	7	17	4½
Totals	45	26	71	14½

## Glen Titensor ★ 63



**GUARD** • **BRIGHAM YOUNG** • **7th YEAR**  
**HT: 6-4** • **WT: 270** • **BORN: 2/21/58** • **D-3 FOR '81**

**PRO:** Glen Titensor has started every game at left guard for the Cowboys since earning the job five games into the 1984 season. Titensor, center Tom Rafferty and right guard Crawford Ker form an ever-improving interior of the Cowboys' offensive line that started every game in 1986. Rafferty and Titensor have started together for the past 43 games. Titensor's solid play the past two seasons, after four seasons as a backup center and guard, has been a

*(Continued on next page)*

### TITENSOR'S COWBOYS TOTALS

Year	Opponents' Fumbles Recovered		Avg.	Long	TD
	No.	Yds.			
1981	1	0	0.0	0	0

## TITENSOR, Cont.

bright spot for Dallas. A defensive lineman in college, Titensor is following in the footsteps of Blaine Nye, John Fitzgerald, Pat Donovan and Kurt Petersen, who were defensive linemen in college and became top offensive linemen with the Cowboys. He quickly shook off knee surgery in 1982, missing only a month of action, and has shown steady improvement ever since. GAMES/STARTS: 1981 (16/0), 1982 (3/0), 1983 (15/1), 1984 (15/12), 1985 (16/16), 1986 (16/16). Totals — 81/45.

**COLLEGE:** After spending two years at UCLA backing up Manu Tuia-sopo, Titensor transferred to BYU and became a two-time All-Western Athletic Conference choice at defensive end. He was also AP honorable mention All-America in '79 and '80. Glen was named BYU defensive player of the week five times in '79 and led the team with 13 sacks in 1980.

**PERSONAL:** Glen Watson Titensor (TIGHT-en-sir), a native of Westminster, Calif., starred in football and track at Bolsa Grande High School in Garden Grove, Calif. Glen's hobby is making custom furniture. He has participated in the American Heart Association Jumpathon program and teaches classes to 14 and 15-year old boys at a Dallas-area church. Glen and wife Sherry live in Carrollton, Tex. with son Scott (3/21/86).



## Mark Tuinei ★ 71

**TACKLE** ● **HAWAII** ● **5th YEAR**  
**HT: 6-5** ● **WT: 283** ● **BORN: 3/31/60** ● **FA FOR '83**

**PRO:** Finally Mark Tuinei has found a home at left tackle. The "Marco Polo" of the Cowboys has travelled from position to position since joining the team as a free agent in 1983. He originally made the club as a defensive tackle where he played as a backup, contributing on special teams and short-yardage defenses. Before training camp in 1985, the coaches moved Tuinei to offense behind Tom Rafferty at center where he played in several games. In training camp last year, Tuinei worked at all three offensive line positions and it appeared he was going to stay at offensive tackle. However, injuries to Kevin Brooks and Don Smerek early in the season forced Tuinei to split time between offensive and defensive tackle. Against Denver (10/5) Mark led all Cowboys defensive linemen with six tackles while playing in place of injured Randy White. The following week against Washington (10/12) he was named starting left offensive tackle and stayed there for the remainder of the season. "Mark shows a lot of potential," says Tom Landry. "He's an athlete. He's got quick feet, he can move and he's bigger than you think he is." GAMES/STARTS: 1983 (10/0), 1984 (16/0), 1985 (16/0), 1986 (16/11). Total — 58/11.


**COLLEGE:** Tuinei played his first two collegiate seasons at UCLA. He started at defensive tackle his sophomore year, finishing fifth in tackles. He then transferred to Hawaii. He suffered through an injury-plagued senior year, playing in seven games, including five starts.

### TUINEI'S COWBOYS TOTALS

Year	Tackles-QB Traps		Tot.	Tps.
	Solo	Ast.		
1983	0	1	1	0
1984	2	0	2	1
1986	6	0	6	0
TOTALS	8	1	9	1



**PERSONAL:** Mark Pulemau Tuinei (TOO-ee-nay) was born in Oceanside, Calif., and raised in Honolulu where he was an outstanding athlete at Punahou High School. Mark was Hawaii prep lineman of the year as a senior, a state shotput champion and an all-star basketball player. Mark's brother Tom was an All-WAC defensive tackle at Hawaii who played for the Detroit Lions in 1980 and now plays with Edmonton of the CFL. Mark and wife Ponolai live in Carrollton, Texas.





# Herschel Walker ★ 34

**RUNNING BACK** • **GEORGIA** • **2nd YEAR**  
**HT: 6-1** • **WT: 223** • **BORN: 3/3/62** • **D-5A FOR '85**

**PRO:** When the Cowboys landed Herschel Walker last year, they knew they were getting something good. They just didn't know exactly how good. This dazzling combination of world-class speed and power was an immediate sensation. It didn't take long for "awesome" to become the word commonly used to describe Herschel's abilities. Despite missing half of training camp, learning a new system and being used in a unique variety of positions, Walker was one of the NFL's most productive players in his first season in the league. He was the only NFL player last year to gain more than 700 yards both rushing and receiving. No Cowboys player ever had gained more than 600 yards both rushing and receiving in a season. He led NFC running backs in receiving yards and yards per rushing attempt, had the NFL's longest run from scrimmage and second longest pass reception (both in same game vs. Philadelphia). He led the Cowboys in total yards, set club records of 76 receptions in a season and 292 yards from scrimmage in a game (against Philadelphia 12/14) and tied Tony Dorsett's club season mark of 12 rushing touchdowns. He accomplished all that despite being slowed all of November by a sprained ankle. Herschel joined the Cowboys on Aug. 13, 1986 following the demise of the USFL. The Cowboys had gambled a fifth-round draft choice to acquire Walker's NFL rights

### WALKER'S COWBOYS TOTALS

Year	Rushing					Year	Receiving				
	No.	Yds.	Avg.	Long	TD		No.	Yds.	Avg.	Long	TD
1986	151	737	4.9	84t	12	1986	76	837	11.0	84t	2

### SINGLE-GAME COWBOYS HIGHS

#### Regular Season

Yds. Rsh.—122 (12/14/86 vs. Phila.)  
 Rsh. Att.—26 (10/26/86 vs. St. Louis)  
 Lg. run—84t (12/14/86 vs Phila.)  
 TD Rsh.—2 (3 tms., 1st. 10/26/86 vs. St. Louis)  
 Rcpt.—9 (twc., 1st. 12/14/86 vs. Phila.)  
 Yds. Rec.—170 (12/14/86 vs Phila.)  
 Lg. Rcpt.—84t (12/14/86 vs Phila.)  
 TD Rec.—1 (twc., 1st. 12/14/86 vs Phila.)

### WALKER'S GENERALS TOTALS

#### Rushing

Year	Team	Games	Attempts	Yards	Average	Long	TD
1983	New Jersey	18	412	1,812	4.4	83t	17
1984	New Jersey	17	293	1,339	4.6	69t	16
1985	New Jersey	18	438	2,411	5.5	88t	21
TOTALS		53	1,143	5,562	4.9	88t	54
1984 Playoffs		1	15	50	3.3		0
1985 Playoffs		1	25	66	2.6		1

#### Receiving

Year	Team	Games	Number	Yards	Average	Long	TD
1983	New Jersey	18	53	489	9.2	65t	1
1984	New Jersey	17	40	528	13.2	50t	5
1985	New Jersey	18	37	467	12.6	68t	1
TOTALS		53	130	1,484	11.4	68t	7
1984 Playoffs		1	6	79	13.2		0
1985 Playoffs		1	4	44	11.0		0

in 1985 while he was playing for the USFL's New Jersey Generals. Herschel dominated the USFL, gaining more than 7,000 yards rushing and receiving and scoring 61 touchdowns in three seasons. His 2,411 yards rushing in 1985 is a pro football single-season record. He had 14 100-yard games in 1985, including 11 in a row and three of more than 200 yards. His top career rushing game was a league-record 233 yards against the Houston Gamblers in 1985. Walker led the USFL in rushing in '83 and '85 and was the league's MVP in '85. He topped the 100-yard mark 26 times in 53 games over three seasons. He broke long runs of 88, 83, 80, 69 and 62 yards, and caught two 50-yard touchdown passes, a 65-yarder and a 68-yarder. In teaming Walker with Dorsett, the Cowboys are the third NFL team to have two Heisman Trophy winning running backs in the same backfield. The others are New Orleans (Earl Campbell and George Rogers) and the Los Angeles Rams twice (Tom Harmon and Les Horvath; Les Horvath and Bruce Smith). It is the second time the Cowboys have paired Heisman Trophy winners in the same backfield, QB Roger Staubach and Dorsett teaming in 1977, '78 and '79. GAMES/STARTS: 1986 (16/9).

**COLLEGE:** Herschel Walker won the 1982 Heisman Trophy to cap a magnificent three-year collegiate career that saw him rush for 5,259 yards. That total ranks him third on the NCAA's all-time rushing list behind Pittsburgh's Tony Dorsett with 6,082 yards and Southern Cal's Charles White with 5,598. Walker finished third in the Heisman voting as a freshman behind George Rogers and Hugh Green, and he came in second as a sophomore in 1981 to USC's Marcus Allen. Herschel was only the seventh junior to win the award. A three-time unanimous All-America, Walker set 10 NCAA records, 15 Southeastern Conference records and 30 University of Georgia marks in his career. In 33 games he rushed for an average of 159.4 yards per game, 5.3 yards per carry, scored 52 touchdowns, had 266 runs for first downs and 162 runs of more than 10 yards each. In 1980 he rushed for 1,616 yards to break Dorsett's NCAA freshman record and lead Georgia to the national championship with a 12-0 record, including the 1981 Sugar Bowl victory over Notre Dame in which Herschel rushed for 150 yards and two touchdowns to earn MVP honors. Earlier that season Walker rushed for 283 yards in only his sixth college game. Herschel set the NCAA sophomore rushing mark of 1,891 yards in 1981. His 5,259 yards from 1980-82 is the NCAA record for rushing yards in three seasons. Walker had four 200-yard games in 1980 and 11 100-yard games in 1981. Walker left Georgia after his junior year to sign with the Generals on Feb. 23, 1983.

**PERSONAL:** Herschel Junior Walker is one of seven children (four sons, three daughters) raised by Willis and Christine Walker of Wrightsville, Ga. Herschel was named for his grandfather. Herschel's father is a foreman at the Englehard chalk mine in Wilkerson, Ga. PARADE magazine named Herschel the national high school back of the year in 1979 after he rushed for 3,167 yards and 45 touchdowns as a senior at Johnson County High School. He rushed for 6,137 yards and 86 touchdowns in his high school career. He also excelled in track as a sprinter in high school and college. Herschel majored in criminal justice at Georgia, where he also met his wife, the former Cindy DiAngelis of Brooklyn, N.Y. Herschel won the 1987 SuperStars competition in the offseason. He has a second degree black belt in Tai Kwan Do, a Korean form of martial arts. Herschel contributes to numerous civic and charitable groups, including the Justice Department's "Just Say No" anti-drug campaign.





## Everson Walls ★ 24

**CORNERBACK** • **GRAMBLING** • **7th YEAR**  
**HT: 6-1** • **WT: 193** • **BORN 12/28/59** • **FA FOR '81**

**PRO:** When he was a senior at Berkner High School in the Dallas suburb of Richardson, Everson Walls became a defensive back. Beginning with that season, continuing through four years at Grambling and on into six seasons with the Cowboys, Walls intercepted 70 passes. He has the knack. An unheralded free agent rookie in 1981, Everson led the NFL in interceptions. Just to prove it was no fluke, he did it again the next year to become the only man ever to lead the league in thefts in each of his first two seasons. Then, in 1985, Walls became the only player ever to lead all NFL players in interceptions three times. He didn't repeat in 1986, finishing with three steals, but Tom Landry says it was only because he was "playing sounder football. He's the best we have back there." Walls' 37 career interceptions through '86 placed him third on the Cowboys' all-time list behind Mel Renfro (52 in 14 seasons) and Charlie Waters (41 in 11). He was third in the NFC among active interceptors behind Minnesota safety John Harris (44 in nine years) and Chicago safety Gary Fencik (38 in 11). Everson was an All-Rookie choice in '81, an All-Pro in '82, '83 and '85, and played in four Pro Bowls in his first six seasons. And to think he was almost overlooked coming out of college. "I took it as a challenge that nobody drafted me," said Walls. "From the first day, I wanted to prove they were wrong." Everson never missed a game his first six seasons, going 89-for-89 including 85 straight starts. In 1984, Walls — then just 24 — became the youngest player voted by the fans to the Cowboys' 25th Anniversary All-Time Team. **GAMES/STARTS:** 1981 (16/14), 1982 (9/9), 1983 (16/16), 1984 (16/16), 1985 (16/16), 1986 (16/16). Total — 89/87.

**COLLEGE:** Walls led the nation in 1980 with a Grambling-record 11 interceptions for 140 yards in 11 games. He was named first-team All-Southwestern Conference his senior year. In his junior year he picked off four passes for 91 yards and a touchdown.

**PERSONAL:** Everson Collins "Cubby" Walls of Dallas was a football, basketball and track star at Richardson Berkner High School. He grew up within two miles of the Cowboys' old practice facility. He earned a degree in accounting from Grambling. Everson supports the Big Brothers of Arlington, Texas, the American Heart Association and the Foster Parents program. He, wife Shreil and daughter Charis (8/16/84) live in Dallas.

### WALLS' COWBOYS TOTALS

Year	Pass Interceptions					Tackles — QB Traps			
	No.	Yds.	Avg.	Long	TD	Solo	Ast.	Tot.	Tps.
1981	11	133	12.1	33	0	65	18	83	0
1982	7	61	8.7	37	0	42	21	63	0
1983	4	70	17.5	37	0	66	20	86	0
1984	3	12	4.0	12	0	59	22	81	0
1985	9	31	3.4	19	0	61	15	76	0
1986	3	46	15.3	24	0	48	22	70	0
<b>TOTALS</b>	<b>37</b>	<b>353</b>	<b>9.5</b>	<b>37</b>	<b>0</b>	<b>341</b>	<b>118</b>	<b>459</b>	<b>0</b>

### SINGLE-GAME CAREER HIGHS

#### Playoffs

Int.—2 (1/10/82 @ San Francisco)  
 Yds. Int.—20 (1/4/86 @ Rams)

#### Regular Season

Int.—2 (8, last, 11/9/86 vs. Raiders)  
 Yd. Int.—55 (9/21/81 @ New England)  
 Lg. Int.—37 (twice, 1st, 9/18/83 vs. Gts.)

Year	Opponents' Fumbles Recovered				TD
	No.	Yds.	Avg.	Long	
1981	1	0	0.0	0	0
1985	1	4	4.0	4	0
<b>TOTALS</b>	<b>2</b>	<b>4</b>	<b>2.0</b>	<b>4</b>	<b>0</b>

## Danny White ★ 11

QUARTERBACK • ARIZONA STATE • 12th YEAR  
HT: 6-3 • WT: 197 • BORN: 2/9/52 • D-3A FOR '74



**PRO:** Danny White's value to the Dallas Cowboys was never more evident than the second half of the 1986 season. Through the first eight games of the year the team was 6-2 and White was enjoying his best season. Despite missing the Denver (10/5) and Washington (10/12) games with a hip injury, he led the NFL in touchdown percentage, turning eight percent of his attempts into TDs, and his 99.0 passer rating was tops in the NFC and second in the NFL. Against Atlanta (9/21) he completed 76.7% (23 of 30) of his passes and threw for four touchdowns. White's dream season came to an abrupt halt at the hands of the Giants (11/2) when a sack by Carl Banks in the first quarter broke his wrist. "If Danny White comes back okay from the broken wrist, we'll be in good shape," says Tom Landry. "This system is a natural for him. That's why we were so successful early last year." White is on a tremendous roll dating back to the 1985 season. In the last 11 games that he's played (last four in 1985, seven in 1986) he has thrown for 22 touchdowns, only eight interceptions and completed 62.3% of his 257 pass attempts for a 101.3 passer rating. The Cowboys have scored 32 straight times, including 27 touchdowns, that they've been inside the opponents' 20-yard line with White at quarterback. Despite injuries that forced him to miss two regular-season games and parts of three other games, White led Dallas to the NFC Eastern Division title in 1985. In his last four games (he missed the San Francisco game due to injury) Danny led the Cowboys to three victories over NFC East teams, keying the Cowboys' division championship. In those games he completed 63% of his passes, threw for 10 touchdowns and was intercepted only three times. The Cowboys are 40-9 (.816) at Texas Stadium and 64-29 (.688) overall with White in the starting lineup. This season White has a chance to break several of Roger Staubach's club passing records. Danny enters 1987 with career totals of 2,546 attempts, 1,517 completions, 19,068 yards and 142 touchdowns. Staubach holds all four records with 2,958 attempts, 1,685 completions, 22,700 yards and 153 touchdowns. With 932 passing yards this season Danny can become only the second Cowboys player to reach the 20,000-yard plateau. After being drafted in the third round by Dallas in 1974 (as part of a trade with Houston that also produced Ed Jones for Tody Smith and Billy Parks), White signed with Memphis of the now-defunct World Football League and spent two seasons there before joining the Cowboys in 1976. Danny punted for the Cowboys from 1976-84 and is a risk-taking type who has run for first downs 15 times in 19 attempts from punt formation. GAMES/STARTS: 1976 (14/0), 1977 (14/0), 1978 (16/1), 1979 (16/0), 1980 (16/16), 1981 (16/15), 1982 (9/9), 1983 (16/16), 1984 (14/6), 1985 (14/14), 1986 (7/6). Total — 152/83.

**COLLEGE:** White finished his career as the NCAA's all-time leading passer, setting seven NCAA passing records. His passing and running placed him second in the nation in total offense in 1973. Danny played the infield for ASU's baseball team and was drafted by four major league teams. Both Danny and his father, Wilford "Wizzer" White, a former ASU All-America halfback who played for the Chicago Bears in 1951 and '52, are in the Arizona State Sports Hall of Fame. NOTE: Danny White's father is NOT U.S. Supreme Court Justice Byron "Whizzer" White.

*(Continued on next page)*

## D. WHITE, Cont.

**PERSONAL:** Wilford Daniel White is a native of Mesa, Ariz., and graduated from Westwood High in that Phoenix suburb. Danny is chairman of the annual Danny White/Boy Scouts of America golf tourney, and does public service work in the Dallas area for any number of worthwhile causes. He was named a 1982 Dallas Father of the Year and the 1983 Cowboys Man of the Year. Danny, wife Jo Lynn and their four children — Ryan (4/26/73), Geoffrey (1/4/76), Heather (9/3/78) and Reed (7/29/83) — live in Fairview, Texas, near Dallas.

### D. WHITE'S COWBOYS TOTALS

Year	Rushing					Year	Punting				
	No.	Yds.	Avg.	Long	TD		No.	Yds.	Avg.	Long	Bk.
1976	6	17	2.8	14	0	1976	70	2690	38.4	54	2
1977	1	-2	-2.0	-2	0	1977	80	3171	39.6	57	2
1978	5	7	1.4	4	0	1978	76	3076	40.5	56	1
1979	1	25	25.0	25	0	1979	76	3168	41.7	73	0
1980	27	114	4.2	48	1	1980	71	2903	40.9	58	0
1981	38	104	2.7	17	0	1981	81	3284	40.8	60	0
1982	17	91	5.4	21	0	1982	37	1542	41.7	56	0
1983	18	31	1.7	22	4	1983	38	1543	40.6	50	1
1984	6	21	3.5	8	0	1984	82	3151	38.4	54	0
1985	22	44	2.0	21	1	1985	1	43	43.0	43	0
1986	8	16	2.0	10	1	TOTALS	612	24571	40.2	73	6
TOTALS	149	468	3.1	48	7						

### Receiving

Year	No.	Yds.	Avg.	Long	TD
1980	1	-9	-9.0	-9	0
1983	1	15	15.0	15t	1
1985	1	12	12.0	12t	1
TOTALS	3	18	6.0	15t	2

### Passing

Year	Att.	Comp.	Yds.	Pct.	Int.	Avg.	Gn.	Long	TD	Tkld/Lst	Rtng
1976	20	13	213	65.0	2	10.65	56	2	2	1/15	94.4
1977	10	4	35	40.0	1	3.50	12	0	2	2/15	10.4
1978	34	20	215	58.8	1	6.32	35	0	1	1/10	65.3
1979	39	19	267	48.7	2	6.85	45	1	4	4/46	58.6
1980	436	260	3287	59.6	25	7.54	58t	28	31	25/252	80.8
1981	391	223	3098	57.0	13	7.92	73t	22	30	30/234	87.5
1982	247	156	2079	63.2	12	8.42	49	16	25	25/264	91.1
1983	533	334	3980	62.7	23	7.47	80t	29	37	37/314	85.6
1984	233	126	1580	54.1	11	6.78	66t	11	22	22/178	71.5
1985	450	267	3157	59.3	17	7.02	56t	21	30	30/257	80.6
1986	153	95	1157	62.1	5	7.56	63	12	10	10/98	97.9
TOTALS	2546	1517	19068	59.6	112	7.49	80t	142	193	193/1683	83.2

### SINGLE-GAME CAREER HIGHS

#### Regular Season

Att.—47 (twice, last 10/27/85 vs. Atlanta)  
 Comp.—31 (twice, last 10/6/85 @ N.Y. Giants)  
 Yards—377 (10/9/83 vs. Tampa Bay)  
 Long—80t (10/9/83 vs. Tampa Bay)  
 TDs—5 (10/30/83 @ Giants)  
 Ints.—5 (11/9/80 @ Giants)

#### Playoffs

Att.—53 (12/26/83 vs. Rams)  
 Comp.—32 (12/26/83 vs. Rams)  
 Yards—330 (12/26/83 vs. Rams)  
 Long—37 (12/28/80 vs. Rams)  
 TDs—3 (12/28/80 vs. Rams)  
 Ints.—3 (3 times, last 1/4/86 vs. Rams)

### D. WHITE GAME-BY-GAME

Year	Att.	Comp.	Yds.	Pct.	TD	Int.	Tkld/Lst.	Lg
1976								
W-Philadelphia 9/12	7	5	25	71.4	0	0	0/0	14
W-Chicago 10/24	10	7	145	70.0	2	2	1/15	56
W-@ Washington 10/31	2	0	0	0.0	0	0	0/0	0
1977								
W-St. Louis 11/25	1	1	43	100.0	0	0	0/0	43
W-N.Y. Giants 9/25	7	3	30	42.9	0	0	0/0	12
W-Detroit 10/30	2	0	0	0.0	0	1	1/11	0
W-@ N.Y. Giants 11/16	1	1	5	100.0	0	0	1/14	5
Playoffs								
W-Chicago 12/26	1	0	0	0.0	0	0	0/0	0
W-Denver 1/15/78	2	1	5	50.0	0	0	0/0	5
1978								
W-N.Y. Giants 10/8	1	0	0	0.0	0	0	0/0	0
W-@ St. Louis 10/15	1	0	0	0.0	0	0	0/0	0



D. WHITE GAME-BY-GAME (Cont.)

	Att.	Comp.	Yds.	Pct.	TD	Int.	Tkld/Lst.	Lg
W-@ Green Bay 11/12	3	2	34	66.7	0	0	0/0	18
W-@ Philadelphia 12/1	1	0	0	0.0	0	0	1/0	0
W-@ N.Y. Jets 12/17	24	15	156	62.5	0	1	0/0	35
<b>Playoffs</b>								
W-Atlanta 12/30	20	10	127	50.0	1	1	1/11	24
<b>1979</b>								
W-Cincinnati 9/30	1	1	12	100.0	0	0	0/0	12
W-Los Angeles 10/14	3	2	62	66.7	0	0	1/20	45
L-@ Pittsburgh 10/28	17	7	95	41.1	0	1	0/0	23
L-Philadelphia 11/12	6	2	14	33.3	0	1	0/0	10
L-@ Washington 11/18	11	6	74	54.5	1	0	3/26	21
W-N.Y. Giants 12/2	1	1	10	100.0	0	0	0/0	10
<b>1980</b>								
W-@ Washington 9/8	18	10	107	55.6	0	2	0/0	37
L-@ Denver 9/14	34	20	292	58.8	2	1	1/16	36t
W-Tampa Bay 9/28	33	24	244	72.7	3	0	0/0	28t
W-@ Green Bay 9/28	20	16	217	80.0	2	0	2/17	27
W-N.Y. Giants 10/5	33	22	266	66.7	2	1	3/16	46t
W-San Francisco 10/12	22	16	239	72.7	4	0	1/13	43
L-@ Philadelphia 10/19	38	20	222	52.6	0	3	2/19	21
W-San Diego 10/26	34	22	260	64.7	3	1	5/33	24
W-@ St. Louis 11/2	38	23	258	60.5	1	1	1/6	28t
L-@ N.Y. Giants 11/9	23	10	155	43.5	1	5	0/0	58t
W-St. Louis 11/16	36	20	296	55.6	3	1	2/20	58t
W-Washington 11/23	16	7	103	43.8	0	4	2/19	30
W-Seattle 11/27	18	11	120	61.0	2	2	2/7	20
W-@ Oakland 12/7	26	14	159	53.8	0	0	3/27	39
L-@ Los Angeles 12/15	23	9	147	39.1	1	3	3/29	36t
W-Philadelphia 12/21	24	16	202	66.7	4	1	3/30	36t
<b>Playoffs</b>								
W-Los Angeles 12/28	25	12	190	48.0	3	3	0/0	37
W-@ Atlanta 1/4/81	39	25	322	64.1	3	1	1/12	34
L-@ Philadelphia 1/11/81	31	12	127	38.7	0	1	1/11	28
<b>1981</b>								
W-@ Washington 9/6	24	12	145	50.0	2	0	1/5	42t
W-St. Louis 9/13	29	21	240	72.4	0	1	3/20	55
W-@ New England 9/21	34	24	218	70.6	2	0	0/0	32
W-N.Y. Giants 9/27	27	14	204	51.9	1	0	2/11	41t
L-@ St. Louis 10/4	28	15	182	53.6	1	1	3/16	48
L-@ San Francisco 10/11	16	8	60	50.0	0	2	3/26	16
W-Los Angeles 10/18	33	15	277	45.5	1	2	1/2	63t
W-Miami 10/25	32	22	354	68.8	3	1	2/27	38
W-@ Philadelphia 11/1	24	13	203	54.2	1	2	4/27	30
W-Buffalo 11/9	17	9	219	52.9	3	1	2/17	73t
L-@ Detroit 11/15	30	20	244	66.7	3	2	3/19	37
W-Washington 11/22	27	13	222	48.1	2	0	1/10	34
W-Chicago 11/26	7	3	66	42.9	0	0	1/8	38
(@ Baltimore 12/6 did not QB - injured)								
W-Philadelphia 12/13	30	17	264	56.7	2	0	0/0	47
L-@ N.Y. Giants 12/19	33	17	200	51.5	1	1	4/36	44
<b>Playoffs</b>								
W-Tampa Bay 1/2	26	15	143	57.7	1	0	1/10	25
L-@ San Francisco 1/10	24	16	173	66.7	2	1	4/38	31
<b>1982</b>								
L-Pittsburgh 9/13	36	25	347	69.4	4	2	3/32	45t
W-@ St. Louis 9/19	32	20	266	62.5	2	2	3/20	34
W-Tampa Bay 11/21	16	11	158	68.8	1	1	4/51	49
W-Cleveland 11/25	22	13	215	59.1	2	1	2/18	48
W-@ Washington 12/15	29	21	216	72.4	1	1	1/4	24
W-@ Houston 12/13	27	21	279	77.8	3	0	3/29	46t
W-New Orleans 12/19	22	14	222	63.6	1	2	2/27	45
L-Philadelphia 12/26	31	17	185	54.8	2	2	5/49	33t
L-@ Minnesota 1/3/83	32	14	191	43.8	0	1	2/24	42

(Continued on next page)

## D. WHITE, Cont.

### D. WHITE GAME-BY-GAME (Cont.)

Playoffs	Att.	Comp.	Yds.	Pct.	TD	Int.	Tkld/Lst.	Lg
W-Tampa Bay 1/9/83	45	27	312	60.0	2	2	5/35	35
W-Green Bay 1/16/83	36	23	225	63.9	1	1	1/8	24
L@ Washington 1/22/83	15	9	113	60.0	0	0	0/0	25
<b>1983</b>								
W@ Washington 9/5	20	9	193	45.0	3	0	2/20	75t
W@ St. Louis 9/11	27	19	234	70.4	1	0	4/20	47
W-N.Y. Giants 9/18	32	24	238	75.0	2	2	2/18	35
W-New Orleans 9/25	30	15	166	50.0	1	3	7/67	24
W@ Minnesota 10/2	40	22	213	55.0	1	2	1/13	17
W-Tampa Bay 10/9	44	29	377	65.9	2	3	5/37	80t
W-Philadelphia 10/16	37	24	266	64.9	2	1	0/0	26
L-L.A. Raiders 10/23	38	19	240	50.0	2	2	2/17	27
W@ N.Y. Giants 10/30	33	15	304	45.5	5	2	2/22	61t
W@ Philadelphia 11/6	24	21	268	87.5	2	1	2/19	32
L@ San Diego 11/13	47	31	300	66.0	3	0	1/9	35t
W-Kansas City 11/20	31	18	237	58.1	0	1	1/8	58
W-St. Louis 11/24	31	24	237	77.4	1	0	1/7	43
W@ Seattle 12/4	26	19	233	73.1	2	1	1/7	35t
L-Washington 12/11	35	20	197	57.1	1	3	3/25	29t
L@ San Francisco 12/19	38	25	277	65.8	1	2	3/25	43
<b>Playoffs</b>								
L-L.A. Rams 12/26	53	32	330	60.4	2	3	3/30	30
<b>1984</b>								
L-St. Louis 10/7	8	5	55	62.5	1	0	1/11	20
L@ Washington 10/14	20	13	125	65.0	0	1	1/7	23
W-New Orleans 10/21	25	15	132	60.0	1	1	5/39	16
W-Indianapolis 10/28	32	21	262	65.6	2	0	0/0	38t
L-N.Y. Giants 11/4	6	1	20	16.7	0	0	2/13	20
W-New England 11/22	41	21	288	51.2	1	1	2/13	51
W@ Philadelphia 12/2	25	8	125	32.0	1	4	3/29	57t
L-Washington 12/9	42	22	327	52.4	4	2	5/46	60t
L@ Miami 12/17	34	20	246	58.8	1	2	3/20	66t
<b>1985</b>								
W-Washington 9/9	33	14	219	42.4	1	0	2/13	55t
L@ Detroit 9/15	38	23	226	60.5	0	3	3/23	21
W-Cleveland 9/22	32	20	182	62.5	1	1	0/0	18
W@ Houston 9/29	32	16	199	50.0	2	0	2/16	49
W@ N.Y. Giants 10/6	46	31	342	67.4	3	4	3/25	24t
W-Pittsburgh 10/13	36	25	269	69.4	1	1	4/28	56t
(@ Philadelphia 10/20 did not play — injured)								
W-Atlanta 10/27	47	27	362	57.5	1	3	1/10	38
L@ St. Louis 11/4	36	21	202	58.3	1	1	4/43	32
W@ Washington 11/10	29	16	245	55.2	1	0	3/26	48
L-Chicago 11/17	17	9	107	52.9	0	1	4/33	20
W-Philadelphia 11/24	28	20	243	71.4	3	0	1/9	24
W-St. Louis 11/28	26	14	235	53.9	4	1	0/0	53t
L@ Cincinnati 12/8	33	22	227	66.7	2	1	3/31	28
W-N.Y. Giants 12/15	17	9	99	52.9	1	1	0/0	33
(@ San Francisco 12/22 did not play — injured)								
<b>Playoffs</b>								
L@ L.A. Rams 1/4	43	24	217	55.8	0	3	5/35	22
<b>1986</b>								
W-N.Y. Giants 9/8	39	23	279	59.0	2	0	2/14	36t
W@ Detroit 9/14	31	20	184	64.5	1	2	1/11	15t
L-Atlanta 9/21	30	23	280	76.7	4	1	2/17	63
W@ St. Louis 9/29	29	16	223	55.2	3	2	3/43	39
(@ Denver 10/5 did not play — injured)								
(Washington 10/12 did not play — injured)								
W@ Philadelphia 10/19	5	2	15	40.0	0	0	0/0	18
W-St. Louis 10/26	16	10	168	62.5	2	0	1/7	40
L@ N.Y. Giants 11/2	3	1	8	33.3	0	0	1/6	8

# Randy White ★ 54



**DEFENSIVE TACKLE** • **MARYLAND** • **13th YEAR**  
**HT: 6-4** • **WT: 265** • **BORN: 1/15/53** • **D-1A FOR '75**

**PRO:** Randy White, never talkative, was positively mum on the subject of his aching right shoulder the past couple of seasons. Finally, last January, he underwent surgery. "Nobody realized how beat up he was," said Tom Landry, "including me. He didn't miss a game, but he had a pulled hamstring and a torn-up shoulder, and no one knew about the shoulder. After the season, they operated on him and found the thing was all torn apart. But, they got a good repair on it. We expect him to be ready." There was no doubt in White's mind that he would be ready. The nine-time Pro Bowl selection would just as soon forget 1986. "That was an embarrassing year for me," says White, "and it was an embarrassing year for a lot of guys around here. The sooner we get started wiping that out, the better." Despite his assortment of injuries in '86, and the continuing double and triple-team blocking by opponents, White again was the runaway leader among Cowboys linemen in tackles, had 6½ quarterback sacks, knocked down three passes and recovered two fumbles. And, White never let up as the Cowboys suffered through their disastrous slide in the second half of the season. In the campaign's next-to-last game, a 24-21 loss to Philadelphia at home, Randy had 12 solo tackles, five assists, a sack and a fumble recovery. "That was as good as I've ever seen him play," said defensive coordinator Ernie Stautner. When White first joined the team in 1975, the Cowboys spent two seasons trying to turn him into a middle linebacker. However, it is not in Randy's nature to backpedal into pass coverage. When he settled at right defensive tackle in '77, he was co-MVP (with teammate Harvey Martin) in the Cowboys' 27-10 Super Bowl XII victory over Denver and made the Pro Bowl for the first time. His march to the Hall of Fame since then has been relentless. "When Randy White lines up on you," Landry once said in a classic description of his great tackle, "he doesn't care whether you're All-Pro or whether you're a rookie. You're going to get the same treatment. That makes him unique in this game." **GAMES/STARTS:** 1975 (14/1), 1976 (14/0), 1977 (14/14), 1978 (16/16), 1979 (15/14), 1980 (16/16), 1981 (16/16), 1982 (9/9), 1983 (16/16), 1984 (16/16), 1985 (16/16), 1986 (16/16). **TOTAL:** 178/150.

**COLLEGE:** A consensus All-America defensive end for the Terps in 1974, White won both the Outland Trophy and the Vince Lombardi Award as college

*(Continued on next page)*

## WHITE'S COWBOYS TOTALS

Opponents' Fumbles Recovered					Tackles — QB Traps				
Year	No.	Yds.	Avg.	Long	TD	Year	Solo	Ast.	Tot. - Tps.
1975	2	0	0.0	0	0	1975	13	6	19 — 7
1976	1	0	0.0	0	0	1976	25	17	42 — 6
1977	2	0	0.0	0	0	1977	70	48	118 — 13
1979	1	0	0.0	0	0	1978	75	48	123 — 16
1982	1	0	0.0	0	0	1979	50	41	91 — 5
1983	1	0	0.0	0	0	1980	56	32	88 — 6½
1986	2	0	0.0	0	0	1981	61	33	94 — 8½
TOTALS	10	0	0.0	0	0	1982	22	21	43 — 2½
						1983	67	33	100 — 12½
						1984	81	27	108 — 12½
						1985	61	34	95 — 10½
						1986	73	30	103 — 6½
						TOTALS	654	370	1,024 — 106½

Kickoff Returns					
Year	No.	Yds.	Avg.	Long	TD
1978	1	15	15.0	15	0



## R. WHITE, Cont.

football's top lineman that year. He was the second player selected in the 1975 draft with a choice obtained by the Cowboys from the New York Giants for quarterback Craig Morton. Atlanta selected quarterback Steve Bartkowski before the Cowboys took White.

**PERSONAL:** Randy Lee White was a football, basketball and baseball star at Thomas McKean High School in his hometown of Wilmington, Del. He is a fanatical bass fisherman. Randy, wife Vicci and daughter Jordan Leigh (5/6/79) live in Dallas. Randy received the 1980 Field Scovell Award for athletic excellence from the Dallas All-Sports Association. He supports the Association of Blind Athletes, the United Way, the American Heart Association and the Dallas County Foster Parents Association. He also has done work with the Make-A-Wish Foundation of Dallas.



NOONAN



FRANCIS

## THE ROOKIES

(1987 Draftees)

**DANNY NOONAN** • **Defensive Tackle** • **Nebraska**  
Ht: 6-4 • **Wt: 282** • **Born: 7/14/65** • **D-1**

When Danny Noonan first walked on the practice field at Nebraska as a 220-pound defensive lineman and saw the huge linemen such as 270-pound All-America Dean Stienkuhler, he adopted the Cornhuskers weightroom as his second home.

His work habits became legendary around the Lincoln campus as he built himself up to 282 pounds and boasted a bench press of 500 pounds. Noonan constantly was after the Cornhuskers strength coach to leave the weightroom open an extra half hour and to open it on weekends. In December Noonan attended an All-America banquet and was extremely upset to find no weightlifting facilities were available, forcing him to miss three workouts. Of course when the Cowboys called to inform Noonan that he had been selected, he was at the Nebraska weight facility. His wife had to phone him there to give him the news.

His passion for weightlifting, his competitiveness and his quickness spurred comparisons with Cowboys defensive tackle Randy White, but even the eight-time All-Pro admits "I didn't bench press 500 coming out of college."

A three-year letterman, Noonan was overshadowed much of his collegiate career in the Big Eight by All-America defensive linemen Tony Casillas (Oklahoma), Leslie O'Neal (Oklahoma State) and Jim Skow (Nebraska). After each was taken in the first three rounds of the 1986 NFL draft, Noonan began to get some recognition.

The consensus All-America and all-Big Eight pick compiled 53 tackles and a team-high seven sacks while anchoring a Cornhuskers' defense that ranked second in the nation, allowing 235.5 yards per game and only 2.4 yards per carry.

"He's got size, speed and the quickness you look for in a defensive lineman," said Tom Landry. "I think he's very versatile."

The first Nebraska nose tackle since Rich Glover (1971-72) to earn All-America honors, Noonan was selected earlier in the draft than any other Cornhuskers' defensive lineman since current Cowboy John Dutton was picked fifth in the first round by Baltimore in 1974. "Overall he's the best defensive lineman we've had here in the 25 years I've been around," said Nebraska head coach Tom Osborne.

Noonan played defensive tackle his first two seasons at Nebraska before he was switched to nose tackle in spring practice in 1985. Against Illinois that year he had a career-high three sacks. Noonan also recorded a career-high nine tackles in Nebraska's two biggest games in '85 — vs. Oklahoma and vs. Michigan in the Fiesta Bowl. He earned honorable mention All-America and second team all-Big Eight honors behind Casillas.

A native of Lincoln, Noonan was born six miles from the University of Nebraska campus. He led his Lincoln Northeast High School team to the state championship game in 1982 while netting all-state and All-America honors. A criminal justice major, Noonan married his wife Penny a week after the Nebraska-Oklahoma game in 1986.

**RON FRANCIS**                      ●                      **Cornerback**                      ●                      **Baylor**  
**Ht: 5-9**                      ●                      **Wt: 201**                      ●                      **Born: 4/7/64**                      ●                      **D-2**

Throughout his collegiate career Ron Francis quietly did the things he needed to do to help the Baylor football team. Some noticed — he was a consensus All-SWC pick the past two seasons and SWC defensive player of the year in 1985 — but mostly he was overshadowed by teammate Thomas Everett, who was a consensus All-America.

Francis, who led the Southwest Conference in interceptions each of the past two years, impressed his coaches and NFL scouts. "He's the greatest kid in America," said Baylor coach Grant Teaff. "Ron has always been willing to do whatever we asked him to do here."

The Cowboys showed their appreciation of Francis' ability by drafting him in the second round (Everett was drafted in the fourth round). "We grade cornerbacks in two areas — quickness and competitiveness, and he graded very high in both," Landry said. "The first thing a corner's got to have is coverage and he's got that ability. The only defensive back rated ahead of him on our list was Rod Woodson." Woodson was the 10th player drafted.

After recruiting Francis as a running back, the Baylor coaches switched him to cornerback where he started four games as a freshman. He was academically ineligible for the 1983 season, but instead of transferring to a junior college he worked the summer to pay his tuition.

While redshirting he practiced with the Bears as a running back on the scout team. One week the Baylor coaches asked Francis to simulate the quick quarterbacks of the University of Houston. "Frankly, he did a better job than the Houston quarterback was doing," said Teaff. So when he became eligible in 1984 he was Baylor's starting running back.

Francis averaged 95.6 yards per game with three 100-yard efforts before suffering a pulled hamstring in the fifth game. He finished the season with 558 yards on 127 carries and five touchdowns, but was moved back to cornerback the following season.

Last year against Texas, Francis had a career-high three interceptions. He played an outstanding game in 1985 against SWC champion Texas A&M with two interceptions and a career-high eight tackles. In four years Francis saw limited duty as a return man, averaging 8.9 yards on nine punt returns and 12.8 yards on five kickoff returns.

A physical education major, Francis lettered in football and track at LaMarque (Tex.) High School. His brother James started at linebacker for Baylor as a freshman last year.

**JEFF ZIMMERMAN** ● **Guard** ● **Florida**  
Ht: 6-3 ● Wt: 310 ● Born: 1/10/65 ● D-3

In January the only fault NFL scouts could find with Jeff Zimmerman was his weight, which at that time was around 345 pounds. By mid-April Zimmerman not only erased that negative but added a positive factor to his resume. He enrolled in a Diet Center in Orlando and lost 35 pounds. "Jeff showed some dedication and some discipline by losing the weight," said Tom Landry. "He had been rated highly by us, but losing the weight really made a big difference."

A two-time All-America, and the first Florida lineman to earn All-America honors as an underclassman, Zimmerman possesses good quickness for a 300-pounder. When asked if he had ever seen a player so big move so fast, former Florida Coach Charley Pell said, "I've never seen anything that big move at all."

With Zimmerman joining Cowboys starting guard and former Gator teammate Crawford Ker, Dallas has one side of the 1984 Florida line billed as "The Great Wall." Four NFL draft choices came from that group. Ker (3rd round, Dallas, 1985) started at tackle. Next to him was Zimmerman. The other starting tackle was Lomas Brown (1st, Detroit, 1985) and the other guard was Billy Hinson (5th, Denver, 1985).

After two seasons as starting guard Zimmerman was switched to tackle in 1986. Despite a pulled groin in mid-season, he grew more comfortable in his new role and excelled at pass protection. He played in both the Senior Bowl and the Blue-Gray Classic following his senior year.

The third Florida offensive lineman drafted by Dallas in the past four years (Ker and John Hunt, 9th round, 1984), Zimmerman backed up Hunt at guard in 1983. He moved into the starting lineup in 1984 and earned honorable mention All-America honors. He spent most of his career clearing a path for NFL first-round picks Neal Anderson and John L. Williams and protecting Kerwin Bell, the most prolific passer in Florida history.

A native of Orlando, Fla., Zimmerman was a Parade All-America at Evans High School. He majored in physical education at Florida. His hobbies are weightlifting and tennis.

**KELVIN MARTIN** ● **Wide Receiver** ● **Boston College**  
Ht: 5-9 ● Wt: 161 ● Born: 5/14/65 ● D-4

As roommates at Boston College, Kelvin Martin and Troy Stradford used to argue over which of their pro teams, Dallas or Miami, was better. Little did they know that each would be selected in the 1987 draft by the team they had pulled for since grade school. "I've lived and died for the Cowboys ever since I was seven," said Martin. If both make their respective teams, they could play against each other when the Cowboys host the Dolphins on Nov. 22.

While at Boston College, Martin provided the spark for one of the most potent offenses in the nation. He finished among the top ten punt returners in the country the past three seasons and averaged 15.3 yards per return over the past two years. As the Eagles' starting flanker Martin led the nation with a 19.6 average per catch in 1985 and set a Boston College record with 10 touchdown catches in 1984.

Martin set school career records for receptions (133), receiving yards (2,377) and touchdown receptions (28). No other player in Boston College history ever caught more than 14 TD passes.

After a banner year in 1985 when Martin caught 49 passes for 958 yards and earned first team all-America and All-East honors, his productivity fell off in 1986



**ZIMMERMAN****MARTIN****GAY****ONOSAI****SWEENEY**

due to Boston College's switch to a run-oriented offense. The Eagles' co-captain still managed to catch 41 passes for 545 yards and eight touchdowns and was named honorable mention All-America and first-team all-East. He capped his career by catching nine passes for 98 yards, including the game-winning TD with :32 left, to earn offensive MVP honors in the 1987 Hall of Fame Bowl.

The Dallas air must agree with Martin. In the 1985 Cotton Bowl Martin opened the scoring against Houston with a 63-yard touchdown catch from Doug Flutie. Last year when Boston College played SMU in Texas Stadium, Martin caught a 32-yard touchdown pass and returned a punt 85 yards for another TD. He finished the day with six catches for 92 yards and averaged 34 yards per punt return (4-136).

A native of Jacksonville, Fla., Martin earned all-city and all-conference honors at Ribault High School where he was a teammate of former Cowboys receiver Leon Gonzalez. He majored in speech communications at Boston College.

**EVERETT GAY****Wide Receiver****Texas****Ht: 6-2****Wt: 204****Born: 10/23/64****D-5**

The addition of a rugged off-season conditioning program by the basketball coach at Wheatley High School in Houston a few years ago may benefit the Cowboys. Gay, a high school basketball star, was looking for an option to the extra work. "Lots of running," Gay said. "So I figured I'd go out for football and get away from that."

With his great size, leaping ability and large hands, Gay went on to become a football star. He impressed NFL people by catching four passes for 73 yards in the 1986 Blue-Gray all-star game. The Blesto scouting combine rated Gay as the best wide receiver in the draft.

A two-year letterman, Gay averaged 19.6 yards per catch on a team-high 22 receptions, including a 69-yard touchdown, in 1985. Last season Gay increased his output with 26 catches for 341 yards.

A native of Houston, Gay also starred in track in high school. He played basketball during the summer with Akeem Olajuwon, Moses Malone and Clyde "The Glider" Drexler. He was nicknamed "Little Glide" by the NBA stars because of his acrobatic dunks at Fonde Recreation Center. Gay majored in sociology at Texas.

**JOE ONOSAI****Offensive Line****Hawaii****Ht: 6-3****Wt: 283****Born: 12/10/65****D-6**

Throughout his career at the University of Hawaii, 283-pound Joe Onosai entertained dreams of being the Rainbows' regular fullback. However, Hawaii Head Coach Dick Tomey needed the versatile Onosai in his offensive line. The closest Onosai ever came was as a fullback in short-yardage situations.

A three-year starter at guard, Onosai also started at tackle and center when injuries hit the offensive line. Against Long Beach State in 1985, Onosai played all

three positions. The 1986 co-captain earned all-WAC second-team honors in 1985 and 1986.

A native of Honolulu, Onosai averaged 13.8 yards per carry as a junior at University Lab High School. As a senior he was named offensive player of the year while leading his team to the prep championship. Onosai serves as a spokesman against juvenile delinquency in the Samoan community.

**KEVIN SWEENEY** ● **Quarterback** ● **Fresno State**  
Ht: 6-0 ● Wt: 191 ● Born: 11/16/63 ● D-7

Kevin Sweeney, the most prolific passer in NCAA history, has an ideal football background. His father, Jim, has been a football coach since 1951 and coached Sweeney at Fresno State.

When Sweeney was 10 he threw the ball with John Elway while both their fathers coached at Washington State. Later in 1973 while Sweeney's dad was a coach at the East-West Shrine Game, Sweeney adopted Danny White as his player to hang around with for the week.

As a high school sophomore Sweeney went to Jim Hart's football camp while his dad coached with the Cardinals. After his dad took the job with Fresno State in 1980, Sweeney worked with Steve DeBerg, whom he credits with helping him the most with his throwing motion.

A four-year starter, Sweeney holds the NCAA career mark with 10,623 passing yards and shares the NCAA mark for most games of 200 or more passing yards with 31. The two-time PCAA co-offensive player of the year holds the conference's career records for completions (781) and touchdowns (66).

An accurate, strong-armed passer, Sweeney had the lowest interception percentage (2.37) among the top 25 rated passers in the NCAA last year. He set a PCAA mark with a career-high four touchdowns against New Mexico State and had a career-long 95-yard touchdown pass vs. Oregon State in 1985.

When Kevin was a senior in high school, his older brother Jim was recruiting him for Washington while his father was doing the same for Fresno State. His older brother phoned his dad and told him, "The father I loved was the one who let me go to school where I wanted." The elder Sweeney replied, "That's right, but you couldn't throw like Kevin does."

Born in Bozeman, Mont., Sweeney attended Bullard High School in Fresno. He broke Pat Haden's state record for TD passes in a season with 35 his senior year and was Northern California offensive player of the year. Sweeney majored in business at Fresno State.

**KEVIN GOGAN** ● **Tackle** ● **Washington**  
Ht: 6-7 ● Wt: 295 ● Born: 11/2/64 ● D-8

If Kevin Gogan's huge body had cooperated, he'd be calling signals and blocking the plate as a baseball catcher instead of opening holes and blocking defensive ends as an offensive tackle.

As a freshman in high school Gogan was a six-foot catcher for Sacred Heart High School in Pacifica, Calif. Then he began to grow. As a sophomore he was 6-4 and as a junior 6-6. The umpires couldn't see around Gogan so he was moved to first base and hit .417 as a senior. Despite comparisons to Boog Powell, Gogan chose to concentrate on football because he "liked contact sports."

A three-year starter at right tackle for the Huskies, Gogan earned honorable mention all-PAC 10 honors as a junior and was an honorable mention All-America and second team all-PAC 10 pick last year. The 1986 Washington co-captain, who missed two games with a sprained knee, played in the Hula Bowl.

Gogan led his high school to two city championships as an offensive and defensive tackle. The general studies major at Washington enjoys collecting old coins and working on old cars.

Gogan led his high school to two city championships as an offensive and defensive tackle. The general studies major at Washington enjoys collecting old coins and working on old cars.

**ALVIN BLOUNT** ● **Running Back** ● **Maryland**  
Ht: 5-9 ● Wt: 197 ● Born: 2/12/65 ● D-9

Alvin Blount fits the mold of the NFL running back of the '80's. The four-year letterman is an effective runner both inside and outside, a good receiver and a solid blocker. He led the Terps in rushing the last two seasons, caught 64 career passes and opened holes for fullback Tommy Neal (11th round, Denver), who averaged 4.5 yards per carry in 1986.

A co-captain in 1986, Blount averaged 5.1 yards per carry in college. His best season came in 1985 when he gained 828 yards on 171 carries. He finished his collegiate career with six 100-yard games, including a career-high 214 yards vs. Clemson in 1984. Against Virginia in '84 Blount had a career-long 72-yard touchdown run. He caught a career-long 52-yard touchdown pass against Wake Forest in 1984 then matched it later in the year against North Carolina.

A backup tailback as a freshman, Blount shared time at running back with Neal in 1984. He became the full-time tailback in 1985.

A running back and defensive back at Eleanor Roosevelt High School in Greenbelt, Md., Blount also lettered in baseball and track. He majored in communications at Maryland.

**DALE JONES** ● **Linebacker** ● **Tennessee**  
Ht: 6-1 ● Wt: 234 ● Born: 3/8/63 ● D-10

It was a scene right out of the movie "Vision Quest." For a whole summer Dale Jones would run six miles to his job on a farm in his hometown of Cleveland, Tenn. He would work all day and then run the six miles home at night.

His dream of playing football at the University of Tennessee had been postponed. Even though he was an all-state defensive end at Bradley Central High School, Jones had been labeled too small coming out of high school. He spent the summer running, lifting weights and drinking \$300 worth of weight-gain powder to increase his size.

Jones turned down a scholarship offer from Tennessee State and enrolled in Tennessee Military Institute where he led the team in tackles. He also gained the attention of the Tennessee coaches, who finally offered him a scholarship.

As a freshman he began the season as the Volunteers' third-string right outside linebacker. After three games he was the starter. In 1984 he led the team in forced fumbles and finished second in tackles.

A two-time all-SEC pick, "The Hit Man" had 82 tackles, five forced fumbles, five sacks, two fumble recoveries and one interception, earning him SEC defensive lineman of the year honors from the Atlanta Touchdown Club in 1985. Late in the game against Alabama, Jones blocked a Mike Shula pass and intercepted it to secure Tennessee's first SEC title since 1969.

The 1986 tri-captain recorded a career-high 16 tackles against Vanderbilt and a career-high 2½ sacks vs. Kentucky. He played in the Hula Bowl and was a finalist for the Dick Butkus Award given to the nation's outstanding linebacker. He finished his Volunteers career with 349 tackles, 11 forced fumbles and 14½ sacks.

The youngest of 13 children, Jones majored in sociology at Tennessee.

**JEFF WARD** ● **Placekicker** ● **Texas**  
Ht: 5-9 ● Wt: 169 ● Born: 12/4/64 ● D-11

The blood in Jeff Ward's veins is certainly from an NFL background. In 1964 while she was pregnant with Jeff, Ginger Ward worked for Cowboys Director of Player Development Gil Brandt. His father, Ed, was an NFL side judge from 1978-83.





**GOGAN**



**BLOUNT**



**JONES**



**WARD**



**ARMSTRONG**

Some Texas opponents over the past four years believe there is only ice in Ward's veins. Nicknamed "Emergency" for his game-winning field goals, Ward made deciding kicks in the last minute against Oklahoma and Texas Tech in 1984 and against SMU and Rice in 1986. He earned All-America honors and played in the Blue-Gray all-star game last year.

"Jeff has proved time and time again that he is a pressure football player," said former Longhorns coach Fred Akers.

A four-year letterman, Ward holds the Southwest Conference record for career field goals with 58. He missed only one extra point in 109 attempts. After making a school record 54 straight PATs, Ward missed one and then went on to tie the mark with 54 straight to end his career.

He also holds UT records for field goals in a season with 19 in 1985, field goal accuracy in a season, making 15 out of 16 (.938) in 1983, and career points with 282. Against Arkansas in 1985 Ward kicked a school-record five field goals, accounting for all the team's points in a 15-13 win over the Razorbacks.

The three-time All-SWC pick made over 74% of his field goal attempts (58 of 78), including 88% (36 of 41) of those from inside the 40 and 82% (53 of 65) from inside the 50. In two games at Texas Stadium, Ward made four of five field goal attempts.

Born in Dallas, Ward moved to Austin, Tex., when he was 11. He was an All-America soccer player and lettered in football and baseball at Westlake High School. Ward majored in liberal arts at Texas.

**SCOTT ARMSTRONG**

Ht: 6-1

Wt: 230

● **Linebacker** ●

**Florida**

● **Born: 12/17/63** ●

**D-12**

As an 11-year-old living in Iowa, Scott Armstrong watched Florida play Nebraska on television and decided he wanted to play football for the Gators. Following his sophomore year in high school his dream moved closer to reality when his family moved to Ocala, Fla.

After his senior season Florida didn't offer Armstrong a scholarship and his family couldn't afford for him to walk-on there. He accepted a scholarship from Liberty Baptist College where he played fullback for a season until his family had the finances for him to walk-on at Florida.

Armstrong earned a scholarship playing on the scout team while redshirting the 1983 season. He gained a starting job at inside linebacker in 1984 and led the team in tackles until a groin pull forced him to miss the final four games. Against Mississippi State that year he had a career-high 13 tackles.

In 1985 he intercepted a pass against Florida State and finished fourth on the team in tackles with 74, including 12 stops vs. LSU. Last year Armstrong led the Gators in tackles with 130 and ended his collegiate career starting 17 straight games.

Armstrong lettered in football and track at Forest High School in Ocala. He majored in building construction at Florida.

## Other Cowboys With Pro Experience

**CARL AIKENS**, a 6-0, 183-pound wide receiver from No. Illinois, caught two passes for 21 yards in preseason with Green Bay last year before he was released prior to the regular season. He also spent time in training camp with Cincinnati in 1986, and Indianapolis and St. Louis in 1985.

**RAY ALEXANDER**, a 6-4, 190-pound wide receiver from Florida A&M, finished second in the CFL in receiving yards (1,590) and third in catches (88) while playing for Calgary in 1986. He caught eight passes for 132 yards, 41 long and one touchdown in eight games with the Denver Broncos in 1984.

**EVAN ARAPOSTATHIS**, a 5-9, 160-pound punter from Eastern Illinois, averaged 38.0 yards on 30 punts with five inside the opponents 20 and a net of 32.5 yards for St. Louis in 1986. Arapostathis (uh-RAP-o-stah-this) was released by the Cardinals after the fifth game. Dallas signed him prior to its 1987 training camp.

**STEVE CISOWSKI**, a 6-5, 275-pound offensive lineman from Santa Clara, was drafted in the eighth round by the Giants in 1986 and released in training camp. A starter in 43 straight games at either guard or tackle for the Broncos, he earned All-Western Football Conference honors in 1985.

**VINCE COURVILLE**, a 5-9, 170-pound wide receiver from Rice, caught 29 passes for 556 yards in two seasons with Houston of the USFL. He also averaged 22.4 yards per kickoff return (27-605) with the Gamblers.

**CHRIS DULIBAN**, a 6-2, 216-pound linebacker from Texas, was drafted by Dallas in the 12th round in 1986. He injured a shoulder in training camp and spent the 1986 season on injured reserve. Duliban had 10 sacks and 98 tackles for the Longhorns his senior year.

**MIKE DWYER**, a 6-3, 280-pound defensive tackle from Massachusetts, signed as a free agent with the Bears in 1986, but was released in preseason. He earned Division I-AA All-America honors as a senior when he led the team in sacks (12½) and fumbles recovered (4).

**STEVE FOLSOM**, a 6-5, 245-pound tight end from Utah, signed as a free agent with Dallas after three seasons with Philadelphia/Baltimore of the USFL. He caught 73 passes for 775 yards, 45 long and seven TDs in his career with the Stars. Originally drafted by Miami in the 10th round in 1981, Folsom played three games with the Philadelphia Eagles late in 1981 after the Dolphins released him in preseason.

**BRIAN FRANCO**, a 5-8, 165-pound placekicker from Penn State, signed as a free agent with Dallas after kicking for Jacksonville of the USFL. In two years with the Bulls Franco made 78% (39-50) of his field goal attempts and 96% (63-66) of his extra point attempts. He was with Minnesota for two weeks in training camp last season.

**E. J. JONES**, a 5-11, 212-pound running back from Kansas, went to training camp with Kansas City in 1984 and 1985, and with Chicago last season. With the Chiefs he was released before the season began both years. In 1986 the Bears placed him on injured reserve before the final cutdown and released him after the fourth regular season game. Jones gained 43 yards on 10 carries with the Chicago in preseason.

**FRAN McDERMOTT**, a 5-10, 182-pound defensive back from St. Mary's (Calif.), played five seasons with Saskatchewan of the Canadian Football League. An All-Canadian selection in 1982, he led the Roughriders twice in interceptions and twice in punt returns.

- RAY McDONALD**, a 5-11, 181-pound wide receiver from Florida, was drafted by New England in the seventh round in 1986 and released in the final cuts. He caught 38 passes for 612 yards with a long of 55 and 7 touchdowns in three seasons for the Gators.
- LELAND MELVIN**, a 5-11, 178-pound wide receiver from Richmond, was selected in the 11th round by Detroit in 1986. He caught three passes for 45 yards before the Lions released him in late August. Melvin holds Richmond records for catches in a career (198) and in a season (65 in 1985).
- CARL MILLER**, a 5-10, 204-pound running back from Arkansas, was signed as a free agent by Dallas last year and spent the 1986 season on injured reserve. He led the Southwest Conference in kickoff returns with a 23.3 average in 1985.
- ERIC MORAN**, a 6-5, 282-pound offensive tackle from Washington, played three seasons with Houston before his release following the 1986 season. Moran was drafted in the 10th round by Dallas in 1983 while he was playing for Los Angeles of the USFL. Moran joined the Cowboys in 1984 following his release by the Express, but was waived in the final cuts.
- BEN RUDOLPH**, a 6-5, 271-pound defensive lineman from Cal. State Long Beach, played six seasons (1981-1986) for the New York Jets. He was released following the 1986 season and signed as a free agent by Dallas. Rudolph recorded nine career sacks while playing mainly as defensive end in pass situations.
- ROGER RUZEK**, a 6-1, 185-pound placekicker from Weber State, played two seasons (1984-85) for the New Jersey Generals of the USFL. He connected on 34 of 48 (.708) field goal attempts and 100-105 extra point attempts for 202 points in two years.
- STEVE SAVARD**, a 6-1, 222-pound linebacker from NW Missouri State, signed with Dallas as a free agent in 1986, but was released in the final cuts. A two-time All-MIAA selection, Savard compiled 430 tackles and 10 interceptions at NW Missouri State.
- ROBERT "BUZZ" SAWYER**, a 6-1, 201-pound punter from Baylor, signed with Atlanta as a free agent in 1986 but was released before the season began. He holds the Baylor career record for punting average (43.4) and had Baylor's top two punting seasons, averaging 44.9 in 1984 and 44.8 in 1985.
- JOE SHEARIN**, a 6-4, 265-pound center from Texas, signed as a free agent with Dallas after three seasons in the NFL. A seventh round draft pick in 1982, he played with the Rams for three seasons. In 1985 he signed with Tampa Bay where he played 10 games. He was waived by the Bucs in training camp in 1986.
- REGGIE SMITH**, a 6-4, 291-pound tackle from Kansas, played two seasons with Tampa Bay of the USFL where he was a teammate of Nate Newton. He joined the Denver Broncos late in training camp last year but was released before the season began.
- ROBERT SMITH**, a 6-7, 270-pound defensive lineman from Grambling, signed with Dallas as a free agent. He played in 16 games as a reserve defensive end and tackle for Minnesota in 1985. Smith was released by the Vikings before the 1986 season began.
- RUSS SWAN**, a 6-4, 225-pound linebacker from Virginia, went to camp with Dallas as a free agent in 1986 but was waived on the final cut. A four-year starter at Virginia, Swan led the team with 125 tackles in 1985.



**DAVID TROUT**, a 5-6, 175-pound placekicker from Pittsburgh, played three seasons (1983-85) with the Stars of the USFL and one season (1981) with the Pittsburgh Steelers. In four years as a pro Trout has made 66.2% (76-116) of his field goal attempts and 93.9% (124-132) of his extra point attempts.

**MARK WALEN**, a 6-5, 265-pound defensive lineman from UCLA, was drafted by Dallas in the third round in 1986, broke his right ankle prior to training camp and was placed on injured reserve for the season. The 1985 PAC 10 Defensive Player of the Year recorded 20 sacks and 185 tackles during his college career.

**JOHN WARREN**, a 5-10, 180-pound defensive back from Virginia Union, signed as a free agent with Dallas after playing with the L.A. Express of the USFL. He started eight games for the Express as a rookie in 1985.

**BOB WHITE**, a 6-5, 270-pound offensive lineman from Rhode Island, was drafted in the seventh round in 1986 by the Jets, who released him before the season began. A second-team All-America pick in 1985, White started two seasons at center, one at left tackle and one at right tackle.

**ROBERT WILLIAMS**, a 5-10, 195-pound defensive back, played running back in college and went to camp as a free agent wide receiver with Washington in 1986. The Redskins released him before the season started. He played behind Ron Francis at Baylor when both were running backs in 1984.

**LLOYD YANCEY**, a 6-4, 275-pound guard from Temple, was drafted by Dallas in the sixth round in 1986. A two-year starter at right tackle for the Owls, Yancey injured his knee in training camp and spent the season on injured reserve.

**LUIS ZENDEJAS**, a 5-9, 160-pound placekicker from Arizona State, signed with Dallas as a free agent after kicking for Arizona of the USFL. He made 73% (36-41) of his field goals for the Outlaws as a rookie in 1985. He went to training camp with Minnesota last year but was released before the season began.

## 1987 Rookies Alphabetical Roster

NAME	POS.	HGT.	WGT.	BIRTHDATE	HOW ACQ.	COLLEGE	NFL EXP.
Aikens, Carl	WR	6-0	183	6/5/62	FA	Northern Illinois	1
Allen, Von	DB	5-9	175	4/12/65	FA	Virginia State	R
Armstrong, Jimmy	DB	5-8	166	6/18/62	FA	Appalachian State	R
Armstrong, Scott	LB	6-1	230	12/17/63	D12	Florida	R
Barber, Chris	DB	6-0	183	1/15/64	FA	North Carolina A&T	R
Barnes, Marshall	DB	6-3	210	7/17/64	FA	James Madison	R
Barron, Dennis	DL	6-3	270	12/31/63	FA	North Carolina	R
Blount, Alvin	RB	5-9	197	2/12/65	D9	Maryland	R
Borreson, Rich	TE	6-5	252	3/16/64	FA	Northwestern	R
Brady, Kerry	K	6-1	205	8/27/63	FA	Hawaii	R
Brown, Dave	LB	6-2	215	1/17/64	FA	Miami-Ohio	R
Burbage, Cornell	WR	5-10	181	2/22/65	FA	Kentucky	R
Burke, Joe	RB	6-0	200	2/9/61	FA	Rutgers	R
Burton, Ron	LB	6-1	250	5/2/64	FA	North Carolina	R
Cisowski, Steve	T	6-5	275	1/23/63	FA	Santa Clara	1
Cofer, Eric	DB	6-2	197	7/29/64	FA	Albany State	R
Coleman, Anthony	DB	6-0	185	8/30/64	FA	Baylor	R
Coleman, Keith	LB	6-2	194	5/12/65	FA	Nebraska-Omaha	R
Courville, Vince	WR	5-9	170	12/5/59	FA	Rice	1
Davis, Charles	DB	6-2	186	11/14/64	FA	Tennessee	R
Dorrell, Karl	WR	5-11	188	12/18/63	FA	UCLA	R
Duliban, Chris	LB	6-2	216	1/9/63	D-12a	'86 Texas	1
Dwyer, Mike	DT	6-3	280	6/13/63	FA	Massachusetts	1
Fann, Donava	T	6-4	280	12/27/64	FA	Bethune Cookman	R

(Continued on next page)

# 1987 Rookies Alphabetical Roster, Cont.

NAME	POS.	HGT.	WGT.	BIRTHDATE	HOW ACQ.	COLLEGE	NFL EXP
Farmer, Kelvin	RB	5-10	195	12/7/64	FA	Toledo	R
Flowers, James	DB	6-1	191	9/15/64	FA	Texas A&M	R
Francis, Ron	DB	5-9	201	4/7/64	D2	Baylor	R
Francis, Brian	K	5-8	165	12/3/59	FA	Penn State	1
Gay, Everett	WR	6-2	204	10/23/64	D5	Texas	R
Gogan, Kevin	T	6-7	295	11/2/64	D8	Washington	R
Green, Alex	DB	6-1	194	11/3/65	FA	Indiana	R
Griffin, Hardy	DB	5-10	182	10/5/65	FA	Colorado State	R
Griffin, Steve	RB	5-10	197	8/14/64	FA	Tennessee State	R
Hendley, Jim	OL	6-3	275	10/25/64	FA	Florida State	R
Hurd, Jeff	LB	6-2	245	5/25/64	FA	Kansas State	R
Johnson, Herbert	WR	6-0	182	10/13/63	FA	Missouri	R
Johnson, Walter	DL	6-1	250	9/13/65	FA	Pittsburgh	R
Jones, Dale	LB	6-1	234	3/8/63	D10	Tennessee	R
Jones, E. J.	RB	5-11	212	2/1/62	FA	Kansas	1
Jones, James	DL	6-4	245	10/24/64	FA	North Carolina A&T	R
Kagey, William	K	5-9	172	10/22/61	FA	Liberty	R
Kee, Michael	LB	6-1	215	11/30/63	FA	Ohio State	R
Keller, Ron	K	6-0	182	9/10/64	FA	New Mexico	R
Kidd, Steve	P	5-10	197	3/27/64	FA	Rice	R
LeBlanc, Bob	LB	6-1	238	11/5/62	FA	Elon	R
Lee, Darryl	DL	6-2	267	10/12/63	FA	Ohio State	R
Linehan, Scott	QB	6-1	205	9/17/63	FA	Idaho	R
Livingston, Bruce	DB	5-10	169	8/7/63	FA	Arkansas Tech	R
Lynch, Lorenzo	DB	5-9	197	4/6/63	FA	Sacramento State	R
Makins, Mike	DL	6-4	263	10/19/65	FA	Tenn-Chattanooga	R
Martin, Kelvin	WR	5-9	161	5/14/65	D4	Boston College	R
McCray, Bruce	DB	5-9	177	10/27/63	FA	Western Illinois	R
McDermott, Fran	DB	5-10	182	4/3/60	FA	St. Mary's (Calif.)	1
McDonald, Ray	WR	5-11	181	8/25/64	FA	Florida	1
Melvin, Leland	WR	5-11	178	2/15/64	FA	Richmond	1
Miller, Carl	RB	5-10	204	11/18/63	FA-'86	Arkansas	1
Mott, Andrew	WR	5-10	193	7/9/65	FA	So. Mississippi	R
Noble, Don	TE	6-2	223	10/11/65	FA	California	R
Noblin, Jeff	DB	6-3	196	5/27/64	FA	Mississippi	R
Noonan, Danny	DT	6-4	282	7/14/65	D1	Nebraska	R
Onosai, Joe	G	6-3	283	12/10/65	D6	Hawaii	R
Perkins, Ray	DL	6-5	242	9/25/65	FA	Virginia	R
Peterson, Brent	TE	6-3	228	2/3/64	FA	Missouri	R
Peterson, Marty	OL	6-4	264	10/26/65	FA	Pennsylvania	R
Rice, Antonio	RB	5-11	203	5/26/63	FA	Virginia	R
Robinson, DeJuan	DB	5-10	192	6/3/65	FA	Northern Arizona	R
Ross, Javan	DL	6-5	258	1/7/63	FA	So. Carolina State	R
Ruzek, Roger	K	6-1	185	12/17/60	FA	Weber State	1
Savard, Steve	LB	6-1	222	11/23/63	FA	Northwest Missouri	1
Sawyer, Buzz	P	6-1	201	11/18/62	FA	Baylor	R
Shaffer, John	QB	6-2	210	9/6/64	FA	Penn State	1
Smith, Larry	LB	6-1	239	2/7/65	FA	Kentucky	R
Smith, Reggie	T	6-4	291	8/29/61	FA	Kansas	1
Snyder, Loren	QB	6-4	207	11/28/63	FA	Northern Colorado	R
Spivey, Sebron	WR	5-11	180	8/2/64	FA	So. Illinois	R
Steward, Terence	WR	5-9	161	10/4/65	FA	Lenoir Rhyne	R
Swan, Russ	LB	6-4	225	3/30/63	FA	Virginia	1
Sweeney, Kevin	QB	6-0	191	11/16/63	D7	Fresno State	R
Thomas, Garth	OL	6-2	256	11/26/63	FA	Washington	R
Urch, Scott	OL	6-2	257	7/2/65	FA	Virginia	R
Walen, Mark	DT	6-5	265	3/10/63	D3-'86	UCLA	1
Wallis, Craig	QB	6-0	190	7/4/63	FA	Chico State	R
Ward, Jeff	K	5-9	169	12/4/64	D11	Texas	R
Warren, John	DB	5-10	180	4/25/63	FA	Virginia Union	1
White, Bob	T	6-5	270	4/9/63	FA	Rhode Island	1
White, Gerald	RB	5-11	223	12/9/64	FA	Michigan	R
Williams, Robert	DB	5-10	195	10/2/62	FA	Baylor	1
Winter, Tyler	DB	6-0	172	2/13/64	FA	Montana State	R
Woodriddle, John	RB	5-9	191	11/22/63	FA	Ohio State	R
Yancey, Lloyd	G	6-4	275	12/8/62	D6c-'86	Temple	1
Zendejas, Luis	K	5-9	190	10/22/61	FA	Arizona State	1
Zentic, Mike	C	6-3	255	11/22/63	FA	Oklahoma State	R
Zimmerman, Jeff	OL	6-3	310	1/10/65	D3	Florida	R

# Cowboys 1987 Veterans Roster

NO.	NAME	POS.	HGT.	WGT.	BIRTHDATE	HOW		NFL EXP
						ACQ.	COLLEGE	
36	Albritton, Vince	S	6-2	210	7/23/62	FA-'84	Washington	4
9	Alexander, Ray	WR	6-4	190	1/8/62	FA	Florida A&M	2
3	Arapostathis, Evan	P	5-9	160	10/30/63	FA	Eastern Illinois	2
62	Baldinger, Brian	G	6-4	261	1/7/59	FA-'82	Duke	5
87	Banks, Gordon	WR	5-10	173	3/12/58	FA-'85	Stanford	5
40	Bates, Bill	S	6-1	204	6/6/61	FA-'83	Tennessee	5
99	Brooks, Kevin	DL	6-6	273	2/9/63	D1-'85	Michigan	3
85	Chandler, Thornton	TE	6-5	245	11/27/63	D6a-'86	Alabama	2
42	Clack, Darryl	RB	5-10	218	10/29/63	D2-'86	Arizona State	2
84	Cosbie, Doug	TE	6-6	238	3/27/56	D3-'79	Santa Clara	9
55	DeOssie, Steve	LB	6-2	245	11/22/62	D4-'84	Boston College	4
33	Dorsett, Tony	RB	5-11	189	4/7/54	D1-'77	Pittsburgh	11
26	Downs, Michael	S	6-3	204	6/9/59	FA-'81	Rice	7
78	Dutton, John	DT	6-7	261	2/6/51	T(Balt)'79	Nebraska	14
27	Fellows, Ron	CB	6-0	173	11/7/58	D7a-'81	Missouri	7
91	Folsom, Steve	TE	6-5	245	3/21/58	FA	Utah	2
46	Fowler, Todd	FB	6-3	221	6/9/62	SD1-'84	Stephen F. Austin	3
58	Hegman, Mike	LB	6-1	227	1/17/53	D7-'75	Tennessee State	12
45	Hendrix, Manny	CB	5-10	178	10/20/64	FA-'86	Utah	2
23	Holloway, Johnny	CB	5-11	182	11/8/63	D7-'86	Kansas	2
53	Jax, Garth	LB	6-2	225	9/16/63	D11-'86	Florida State	2
77	Jeffcoat, Jim	DE	6-5	260	4/1/61	D1-'83	Arizona State	5
72	Jones, Ed	DE	6-9	273	2/23/51	D1a-'74	Tennessee State	13
68	Ker, Crawford	G	6-3	285	5/5/62	D3-'85	Florida	3
29	Lavette, Robert	RB	5-11	190	9/8/63	D4-'85	Georgia Tech	3
56	Lockhart, Eugene	LB	6-2	235	3/8/61	D6a-'84	Houston	4
14	McDonald, Paul	QB	6-2	185	2/23/58	FA-'86	Southern California	8
95	Moran, Eric	T	6-5	282	6/10/60	FA	Washington	4
30	Newsome, Timmy	FB	6-1	237	5/17/58	D6-'80	Winston-Salem State	8
61	Newton, Nate	G	6-3	317	12/20/61	FA-'86	Florida A&M	2
16	Pelluer, Steve	QB	6-4	208	7/29/62	D5a-'84	Washington	4
59	Penn, Jesse	LB	6-3	218	9/6/62	D2-'85	Virginia Tech	3
65	Petersen, Kurt	G	6-4	272	6/17/57	D4-'80	Missouri	7
81	Powe, Karl	WR	6-2	178	1/17/62	D7a-'85	Alabama State	2
75	Pozderac, Phil	T	6-9	283	12/19/59	D5-'82	Notre Dame	6
64	Rafferty, Tom	C	6-3	262	8/2/54	D4-'76	Penn State	12
82	Renfro, Mike	WR	6-0	187	6/19/55	T(Hou)'84	Texas Christian	10
50	Rohrer, Jeff	LB	6-2	227	12/25/58	D2-'82	Yale	6
76	Rudolph, Ben	DT	6-5	271	8/29/58	FA	Long Beach State	6
4	Saxon, Mike	P	6-3	188	7/10/62	FA-'85	San Diego State	3
22	Scott, Victor	DB	6-0	203	6/1/62	D2-'84	Colorado	4
94	Shearin, Joe	C	6-4	265	4/16/60	FA	Texas	4
86	Sherrard, Mike	WR	6-2	187	6/21/63	D1-'86	UCLA	2
60	Smerek, Don	DT	6-7	262	12/10/57	FA-'80	Nevada-Reno	7
97	Smith, Robert	DE	6-7	270	12/3/62	FA	Grambling	2
63	Titensor, Glen	G	6-4	270	2/21/58	D3-'81	Brigham Young	7
5	Trout, David	K	5-6	175	11/12/57	FA	Pittsburgh	2
71	Tuinei, Mark	T	6-5	283	3/31/60	FA-'83	Hawaii	5
34	Walker, Herschel	RB	6-1	223	3/3/62	D5a-'85	Georgia	2
24	Walls, Everson	CB	6-1	193	12/28/59	FA-'81	Grambling	7
11	White, Danny	QB	6-3	197	2/9/52	D3a-'74	Arizona State	12
54	White, Randy	DT	6-4	265	1/15/53	D1a-'75	Maryland	13



# Cowboys All-Time Roster

## ASSISTANT COACHES

Allen, Ermal, 1962-83  
 Armstrong, Neill, 1982-86  
 Berry, Raymond, 1968  
 Dahms, Tom, 1960-1962  
 Dimancheff, Babe, 1960-62  
 Ditka, Mike, 1973-81  
 Ecklund, Brad, 1960-63  
 Erkenbeck, Jim, 1987  
 Franklin, Bobby, 1968-72  
 Gillman, Sid, 1972  
 Hackett, Paul, 1986  
 Hickey, Red, 1964  
 Hughes, Ed, 1973-76  
 Lavan, Al, 1980-86  
 Lowry, Alan, 1982-86  
 Mackovic, John, 1981-82  
 Myers, Jim, 1962-86  
 Nolan, Dick, 1962-67, 1982-86  
 Reeves, Dan, 1970-80  
 Renfro, Ray, 1968-72  
 Roy, Alvin, 1973-75  
 Shofner, Jim, 1983-85  
 Solari, Mike, 1987  
 Stallings, Gene, 1972-85  
 Stautner, Ernie, 1966-86  
 Tubbs, Jerry, 1966-86  
 Ward, Bob, 1976-86

## PLAYERS

No.  
 26 Adderley, Herb, CB, Mich. St., 1970-72  
 23 Adkins, Margene, WR, Henderson, J.C., 1970-71  
 36 Albritton, Vince, S/LB, Washington, 1984-86  
 11 Allen, Gary, RB, Hawaii, 1983-84  
 19 Alworth, Lance, WR, Arkansas, 1971-72  
 66 Andrie, George, DE, Marquette, 1962-72  
 64 Arneson, Jim, C/G, Arizona, 1973-74  
 78 Asher, Bob, T, Vanderbilt, 1970  
 76 Aughtman, Dowe, OL, Auburn, 1984  
 33 Babb, Gene, LB/RB, Austin College, 1960-61  
 53 Babinecz, John, LB, Villanova, 1972-73  
 66 Baker, Jesse, DE, Jacksonville State, 1986  
 38 Baker, Sam, P/K, Oregon State, 1962-63  
 62 Baldinger, Brian, C/G, Duke, 1982-84, 1986  
 87 Banks, Gordon, WR, Stanford, 1985-86  
 31 Barnes, Benny, CB, Stanford, 1972-82  
 80 Barnes, Gary, WR, Clemson, 1963  
 56 Barnes, Rodrigo, LB, Rice, 1973-74  
 81 Bateman, Marv, P, Utah, 1972-74  
 40 Bates, Bill, S, Tennessee, 1983-86  
 11 Baynham, Craig, RB, Georgia Tech, 1967-69  
 46 Belden, Bob, QB, Notre Dame, 1969-70  
 20 Bercich, Bob, S, Michigan State, 1960-61  
 76 Bethea, Larry, DE, Michigan St., 1978-83  
 36 Bielski, Dick, TE, Maryland, 1960-61  
 44 Bishop, Don, CB, CCLA, 1960-65  
 24 Blackwell, Alois, RB, Houston, 1978-79  
 68 Boeke, Jim, T, Heidelberg, 1964-67  
 87 Borden, Nate, DE, Indiana, 1960-61  
 51 Braatz, Tom, LB, Marquette, 1960  
 77 Bradfute, Byron, T, So. Miss., 1960-61  
 53 Breunig, Bob, LB, Arizona State, 1975-84  
 36 Brinson, Larry, RB, Florida, 1977-79  
 77 Brock, Clyde, DT, Utah State, 1962-63

99 Brooks, Kevin, DT, Michigan, 1985-86  
 59 Brown, Guy, LB, Houston, 1977-82  
 31 Brown, Otto, CB/S, Prairie View, 1969  
 22 Bullocks, Amos, RB, So. Ill., 1962-64  
 60 Burkett, Jackie, LB, Auburn, 1968-69  
 22 Butler, Bill, S, Chattanooga, 1960  
 60 Caffey, Lee Roy, LB, Texas A&M, 1971  
 52 Cannon, Billy, LB, Texas A&M, 1984  
 59 Capone, Warren, LB, Louisiana State, 1975  
 18 Carano, Glenn, QB, Nevada-Las Vegas, 1977-83  
 17 Carmichael, Harold, WR, Southern, 1984  
 10 Carrell, Duane, P, Florida State, 1974  
 85 Chandler, Thornton, TE, Alabama, 1986  
 42 Clack, Darryl, RB, Arizona State, 1986  
 83/17 Clark, Mike, K, Texas A&M, 1968-71, 1973  
 73 Clark, Monte, T, Southern California, 1962  
 37 Clark, Phil, CB/S, Northwestern, 1967-69  
 82 Clarke, Frank, TE/WR, Colorado, 1960-67  
 47 Clinkscale, Dextor, S, South Carolina St., 1980, 1982-85  
 63 Cole, Larry, DE/DT, Hawaii, 1968-80  
 86 Coleman, Ralph, LB, N.Car., A&T, 1972  
 10 Collier, Reggie, QB, Southern Mississippi, 1986  
 77 Colvin, Jim, DT, Houston, 1964-66  
 31 Cone, Fred, K, Clemson, 1960  
 54/53 Connelly, Mike, C, Utah State, 1960-67  
 40 Conrad, Bobby Joe, WR, Texas A&M, 1969  
 61 Cooper, Jim, C/G/T, Temple, 1977-86  
 85 Cornwell, Fred, TE, Southern Cal, 1984-85  
 84 Cosbie, Doug, TE, Santa Clara, 1979-86  
 85 Cronin, Gene, LB, Pacific, 1960  
 62 Cvercko, Andy, G, Northwestern, 1961-62  
 47/21 Daniels, Dick, S, Pacific (Ore.), 1966-68  
 89 Davis, Donnie, WR, Southern, 1962  
 57 Davis, Kyle, C, Oklahoma, 1975  
 88 Davis, Sonny, LB, Baylor, 1961  
 55 DeOssie, Steve, LB, Boston College, 1984-86  
 21 Dennison, Doug, RB, Kutztown State, 1974-78  
 83 Deters, Harold, K, North Carolina St., 1967  
 26 Dial, Buddy, WR, Rice, 1964-66  
 51 Dickerson, Anthony, LB, SMU, 1980-84  
 71 Dickson, Paul, T, Baylor, 1960  
 76 Diehl, John, DT, Virginia, 1965  
 89 Ditka, Mike, TE, Pittsburgh, 1969-72  
 34 Doelling, Fred, S, Pennsylvania, 1960  
 83 Donley, Doug, WR, Ohio State, 1981-84  
 62 Donohue, Leon, G, San Jose State, 1965-67  
 67 Donovan, Pat, T, Stanford, 1975-83  
 83 Doran, Jim, WR, Iowa State, 1960-61  
 33 Dorsett, Tony, RB, Pittsburgh, 1977-86  
 34 Douglas, Merrill, RB, Utah, 1961  
 20 Dowdle, Mike, RB/LB, Texas, 1960-62  
 26 Downs, Michael, S, Rice, 1981-86  
 86 Duckett, Kenny, WR, Wake Forest, 1985  
 89 Dugan, Fred, WR, Dayton, 1960  
 37 Dunn, Perry Lee, RB, Mississippi, 1964-65  
 45 Dupre, L.G., RB, Taylor, 1960-61  
 89 DuPree, Billy Joe, TE, Michigan St., 1973-83  
 78 Dutton, John, DE, Nebraska, 1979-86  
 42 Easmon, Ricky, DB, Florida, 1985  
 79/77 East, Ron, DT, Montana State, 1967-70  
 52 Edwards, Dave, LB, Auburn, 1963-75  
 52 Eidson, Jim, G/C, Miss. State, 1976

- 63 Falls, Mike, G, Minnesota, 1960-61  
 27 Fellows, Ron, CB, Missouri, 1981-86  
 73 Fisher, Ray, T, Eastern Illinois, 1960  
 62 Fitzgerald, John, G/C, Bost. Coll., 1971-80  
 45 Flowers, Richmond, S, Tennessee, 1969-71  
 80/83 Folkins, Lee, TE, Washington, 1962-64  
 46 Fowler, Todd, FB, Stephen F. Austin, 1985-86  
 32 Franckhauser, Tom, CB, Purdue, 1960-61  
 76 Frank, Bill, T, Colorado, 1964  
 71 Frederick, Andy, T, New Mexico, 1977-81  
 15 Fritsch, Toni, K, Vienna, Austria, 1971-73, 1975  
 79 Frost, Ken, DT, Tennessee, 1961-62  
 75 Fry, Bob, T, Kentucky, 1960-64  
 84 Fugett, Jean, TE, Amherst, 1972-75
- 27 Gaechter, Mike, S, Oregon, 1962-69  
 32 Garrison, Walt, RB, Okla. St., 1966-74  
 35 Gent, Pete, WR/TE, Mich. St., 1964-68  
 11 Gibbs, Sonny, QB, Texas Christian, 1963  
 76 Gonzaga, John, DE, no college, 1960  
 83 Gonzalez, Leon, WR, Bethune-Cookman, 1985  
 44 Gowdy, Cornell, DB, Morgan State, 1986  
 71 Granger, Charlie, T, Southern, 1961  
 28 Granger, Norm, RB, Iowa, 1984  
 61 Green, Allen, P/K, Mississippi, 1961  
 34 Green, Cornell, CB/S, Utah State, 1962-74  
 79 Gregg, Forrest, G/T, SMU, 1971  
 77 Gregory, Bill, DT/DE, Wisconsin, 1971-77  
 21 Gregory, Glynn, WR/CB/S, SMU, 1961-62  
 64 Grottkau, Bob, G, Oregon, 1961  
 60 Guy, Buzz, G, Duke, 1960
- 64 Hagen, Halvor, C/G, Weber State, 1969-70  
 52 Hansen, Wayne, LB, Texas Western, 1960  
 43 Harris, Cliff, S, Ouachita, 1970-79  
 86 Harris, Duriel, WR, New Mexico State, 1984  
 40 Harris, Jim, S, Oklahoma, 1961  
 22 Hayes, Bob, WR, Florida A&M, 1965-74  
 33 Hayes, Wendell, RB, Humboldt State, 1963  
 56 Hays, Harold, LB, So. Miss., 1963-67  
 62/78 Healy, Don, DT, Maryland, 1960-61  
 58 Hegman, Mike, LB, Tennessee State, 1976-86  
 11 Heinrich, Don, QB, Washington, 1960  
 56 Henderson, Thomas, LB, Langston, 1975-79  
 45 Hendrix, Manny, CB, Utah, 1986  
 72 Herchman, Bill, DT, Texas Tech, 1960-61  
 1 Herrera, Efren, K, UCLA, 1974, 1976-77  
 35 Hill, Calvin, RB, Yale, 1969-74  
 25 Hill, Rod, CB, Kentucky State, 1982-83  
 80 Hill, Tony, WR, Stanford, 1977-86  
 14 Hogeboom, Gary, QB, Central Michigan, 1980-85  
 23 Holloway, Johnny, CB, Kansas, 1986  
 24 Homan, Dennis, WR, Alabama, 1968-70  
 9 Hoopes, Mitch, P, Arizona, 1975  
 67 Houser, John, C/G, Redlands, 1960-61  
 86 Houston, Bill, WR, Jackson State, 1974  
 21 Howard, Carl, CB, Rutgers, 1984  
 81 Howard, Percy, WR, Austin Peay, 1975  
 87 Howard, Ron, TE, Seattle, 1974-75  
 54 Howley, Chuck, LB, West Virginia, 1961-73  
 81 Houton, Bill, WR, Rice, 1960-63  
 51 Hoyem, Lynn, C/G, Long Beach, 1962-63  
 42 Hughes, Randy, S, Oklahoma, 1975-80  
 11 Humphrey, Buddy, QB, Baylor, 1961  
 79 Hunt, John, G/T, Florida, 1984  
 34 Hunter, Monty, S, Salem, 1982  
 40 Hurt, Eric, CB, San Jose St., 1980  
 66 Husmann, Ed, DT, Nebraska, 1960  
 59 Hutcherson, Ken, LB, Livingston State, 1974  
 57/55 Hutter, Bruce, LB, New Hampshire, 1977-80, 1983
- 60 Isbell, Joe Bob, G, Houston, 1962-65
- 53 Jax, Garth, LB, Florida State, 1986  
 77 Jeffcoat, Jim, DE, Arizona State, 1983-86  
 37 Jensen, Jim, RB, Iowa, 1976  
 86 Johnson, Butch, WR, Cal.-Riverside, 1976-83  
 23 Johnson, Mike, CB, Kansas, 1965-69  
 64 Johnson, Mitch, G, UCLA, 1965  
 72 Jones, Ed, DE, Tennessee State, 1974-78, 1980-86  
 23 Jones, James, RB, Miss. State, 1980-82, 1984-85  
 55 Jordan, Lee Roy, LB, Alabama, 1963-76
- 57 Keller, Mike, LB, Michigan, 1972  
 68 Ker, Crawford, G, Florida, 1985-86  
 60 Killian, Gene, G, Tennessee, 1974  
 60 Kiner, Steve, LB, Tennessee, 1970  
 57 King, Angelo, LB, South Carolina St., 1981-83  
 73 Kitson, Syd, G, Wake Forest, 1984  
 79 Klein, Dick, T, Iowa, 1960  
 35 Kowalczyk, Walt, RB, Michigan State, 1960  
 67 Kupp, Jake, G, Washington, 1964-65  
 25 Kyle, Aaron, CB, Wyoming, 1976-79  
 35 Laidlaw, Scott, RB, Stanford, 1975-79  
 29 Lavette, Robert, RB, Georgia Tech, 1985-86  
 66 Lawless, Burton, G, Florida, 1975-79  
 14 LeBaron, Eddie, QB, Pacific, 1960-63  
 50 Lewis, D. D., LB, Miss. State, 1968-81  
 23 Lewis, Woodley, WR, Oregon, 1960  
 74 Lilly, Bob, DE/DT, Texas Christian, 1961-74  
 72/64 Liscio, Tony, T, Tulsa, 1963-64, 1966-71  
 41 Livingston, Warren, CB, Arizona, 1961-66  
 35 Lockett, J. W., RB, Central Okla., 1961-62  
 56 Lockhart, Eugene, LB, Houston, 1984-86  
 25 Logan, Obert, S, Trinity (Tex.), 1965-66  
 56 Long, Bob, LB, UCLA, 1962  
 19 Longley, Clint, QB, Abilene Christian, 1974-75  
 18 Lothridge, Billy, P/QB, Georgia Tech, 1964
- 47 Maegle, Dick, S, Rice, 1961  
 51 Manders, Dave, C, Mich. State, 1964-66, 1968-74  
 22 Manning, Wade, CB, Ohio State, 1979  
 31 Marsh, Amos, RB, Oregon State, 1961-64  
 79 Martin, Harvey, DE, East Texas St., 1973-83  
 25 Mathews, Ray, WR, Clemson, 1960  
 70 McCreary, Bob, T, Wake Forest, 1961  
 80 McDaniels, David, WR, Miss. Val., 1968  
 14 McDonald, Paul, QB, So. California, 1986  
 25 McDonald, Tommy, WR, Oklahoma, 1964  
 42 McIlhenny, Don, RB, SMU, 1960-61  
 52 McLean, Scott, LB, Florida State, 1983  
 35 McSwain, Chuck, RB, Clemson, 1983-84  
 70 Memmelaar, Dale, G, Wyoming, 1962-63  
 17 Meredith, Don, QB, SMU, 1960-68  
 78 Meyers, John, DT, Washington, 1962-63  
 3 Miller, Jim, P, Mississippi, 1983-84  
 34 Mitchell, Aaron, CB, Nevada-Las Vegas, 1979-80  
 23 Montgomery, Mike, RB/WR, Kans. St., 1972-73  
 24 Mooty, Jim, CB, Arkansas, 1960  
 37 Morgan, Dennis, RB, Western Illinois, 1974  
 14 Morton, Craig, QB, California, 1965-74  
 80 Murchison, Ola Lee, WR, Pacific, 1961
- 73 Neely, Ralph, G/T, Oklahoma, 1965-77  
 44 Newhouse, Robert, RB, Houston, 1972-83  
 30 Newsome, Timmy, RB, Winston-Salem, 1980-86  
 67 Newton, Nate, G, Florida A&M, 1986

- 76 Niland, John, G. Iowa, 1966-74  
 25 Nolan, Dick, S. Maryland, 1962  
 84 Norman, Pettis, TE, J. C. Smith, 1962-70  
 25 Norton, Jerry, S. SMU, 1962  
 76 Nutting, Ed, T. Georgia Tech, 1963  
 61 Nye, Blaine, G. Stanford, 1968-76
- 76 Otto, Bob, DL, Idaho State, 1986  
 20 Overton, Jerry, S. Utah, 1963
- 21 Parks, Billy, WR, Long Beach State, 1972  
 56 Patera, Jack, LB, Oregon, 1960-61  
 88 Pearson, Drew, WR, Tulsa, 1973-83  
 26 Pearson, Preston, RB, Illinois, 1975-80  
 16 Pelluer, Steve, QB, Washington, 1984-86  
 59 Penn, Jesse, LB, Virginia Tech, 1985-86  
 22 Peoples, George, RB, Auburn, 1982  
 33 Percival, Mac, K. Texas Tech, 1967  
 43 Perkins, Don, RB, New Mexico, 1961-68  
 65 Petersen, Kurt, G. Missouri, 1980-85  
 58 Peterson, Calvin, LB, UCLA, 1974-75  
 81 Phillips, Kirk, WR, Tulsa, 1984  
 33 Pinder, Cyril, RB, Illinois, 1973  
 73 Ploeger, Kurt, DL, Gustavus Adolphus, 1986  
 62 Poimboeuf, Lance, K. SW La., 1963  
 97 Ponder, David, DT, Florida State, 1985  
 86 Porterfield, Garry, DE, Tulsa, 1985  
 81 Powe, Karl, WR, Alabama State, 1985-86  
 75 Pozderac, Phil, T. Notre Dame, 1982-86  
 75 Pugh, Jethro, DT, Eliz. City St., 1965-78  
 61 Putnam, Duane, G. Pacific, 1960
- 64 Rafferty, Tom, G/C, Penn State, 1976-86  
 60 Randall, Tom, G. Iowa State, 1978  
 88 Randle, Sonny, WR, Virginia, 1968  
 82 Reece, Beasley, CB/WR, N. Texas St., 1976  
 30 Reese, Guy, DT, SMU, 1962-63  
 68 Reeves, Dan, QB/RB, S. Car., 1965-72  
 20 Renfro, Mel, CB/RB/S, Oregon, 1964-77  
 82 Renfro, Mike, WR, TCU, 1984-86  
 19 Rentzel, Lance, WR, Oklahoma, 1967-70  
 13 Rhome, Jerry, QB, Tulsa, 1965-68  
 83 Richards, Golden, WR, Hawaii, 1973-78  
 70 Richards, Howard, G/T, Missouri, 1981-86  
 31 Richardson, Gloster, WR, Jack. St., 1971  
 88 Ridgway, Colin, P/K, Lamar Tech, 1965  
 42 Ridlon, Jim, S. Syracuse, 1963-64  
 12 Roach, John, QB, SMU, 1964  
 45 Robinson, Larry, RB, Tennessee, 1973  
 56 Roe, Bill, LB, Colorado, 1980  
 50 Rohrer, Jeff, LB, Yale, 1982-86  
 88 Rucker, Reggie, WR, Boston U., 1970-71
- 87 Saldi, Jay, TE, South Carolina, 1976-82  
 89 Salonen, Brian, TE/LB, Montana, 1984-85  
 70 Sandeman, Bill, DT, Pacific, 1966  
 4 Saxon, Mike, P. San Diego State, 1985-86  
 78 Schaum, Greg, DE, Michigan State, 1976  
 65 Schoenke, Ray, T. SMU, 1963-64  
 66 Schultz, Chris, T. Arizona, 1983, 1985  
 68 Scott, Herbert, G. Virginia Union, 1975-84  
 22 Scott, Victor, S/CB, Colorado, 1984-86  
 8 Sellers, Ron, WR, Florida State, 1972  
 1 Septien, Rafael, K. SW Louisiana, 1978-86  
 52 Shaw, Robert, C. Tennessee, 1979-81  
 86 Sherer, Dave, P. SMU, 1960  
 46 Sherrard, Mike, WR, UCLA, 1986  
 46/25 Shy, Les, RB, Long Beach State, 1966-69  
 82 Simmons, Cleo, TE, Jackson State, 1983  
 53 Simmons, Dave, LB, Georgia Tech, 1968  
 60 Smerek, Don, DE/DT, Nevada-Reno, 1981-86
- 24 Smith, J.D., RB, N. Car. A&T, 1965-66  
 81 Smith, Jackie, TE, NW Louisiana, 1978  
 64 Smith, Jim Ray, G/T, Baylor, 1963-64  
 85 Smith, Tody, DE/DT, USC, 1971-72  
 86 Smith, Waddell, WR, Kansas, 1984  
 46 Solomon, Roland, S. Utah, 1980  
 55 Spradlin, Danny, LB, Tennessee, 1981-82  
 20 Springs, Ron, RB, Ohio State, 1979-83  
 65 Stalls, Dave, DE, No. Colorado, 1977-79  
 12 Staubach, Roger, QB, Navy, 1969-79  
 81/82 Steele, Robert, WR, N. Alabama, 1978  
 79/77 Stephens, Larry, DE, Texas, 1963-67  
 40 Stiger, Jim, RB, Washington, 1963-65  
 56 Stincic, Tom, LB, Michigan, 1969-71  
 31 Stokes, Sim, WR, Northern Arizona, 1967  
 82 Stowe, Otto, WR, Iowa State, 1973  
 40 Strayhorn, Les, RB, E. Carolina, 1973-74  
 87 Stynchula, Andy, DE, Penn State, 1968
- 71/72 Talbert, Don, DE/T, Texas, 1962, 1965, 1971  
 27 Thomas, Bill, RB, Boston College, 1972  
 33 Thomas, Duane, RB, W. Texas St., 1970-71  
 37 Thomas, Ike, CB, Bishop, 1971  
 67 Thompson, Broderick, G. Kansas, 1985  
 77 Thornton, Bruce, DE/DT, Illinois, 1979-81  
 32 Thurman, Dennis, S/CB, USC, 1978-85  
 63 Titensor, Glen, G. Brigham Young, 1981-86  
 67 Toomay, Pat, DE, Vanderbilt, 1970-74  
 71 Townes, Willie, DE, Tulsa, 1966-68  
 87 Truax, Billy, TE, Louisiana State, 1971-73  
 50 Tubbs, Jerry, LB, Oklahoma, 1960-67  
 71 Tuinei, Mark, DT/C, Hawaii, 1983-86  
 57 Turner, Jimmie, LB, Presbyterian, 1984
- 30 Van Raaphorst, Dick, K. Ohio State, 1964  
 11 Villanueva, Danny, P/K, New Mex. St., 1965-67
- 34 Walker, Herschel, RB, Georgia, 1986  
 57 Walker, Louie, LB, Colorado State, 1974  
 57 Walker, Malcolm, C. Rice, 1966-69  
 71 Wallace, Rodney, G/T, New Mex., 1971-73  
 24 Walls, Everson, CB, Grambling, 1981-86  
 59 Walter, Mike, LB, Oregon, 1983  
 78 Walton, Bruce, G. UCLA, 1973-75  
 5 Warren, John, P. Tennessee, 1983-84  
 46 Washington, Mark, CB, Morgan St., 1970-78  
 41 Waters, Charlie, S/CB, Clemson, 1970-78, 1980-81  
 33 Wayt, Russell, LB, Rice, 1965  
 42 Welch, Claxton, RB, Oregon, 1969-71  
 66 Wells, Norm, G. Northwestern, 1980  
 11 White, Danny, QB/P, Arizona State, 1976-86  
 54 White, Randy, LB/DT, Maryland, 1975-86  
 42 Whitfield, A.D., RB, N. Texas St., 1965  
 13 Whittingham, Fred, LB, Cal. Poly, 1969  
 12/10 Widby, Ron, P. Tennessee, 1968-71  
 65 Wilbur, John, T. Stanford, 1966-69  
 36 Williams, Joe, RB, Wyoming, 1971  
 38 Williams, John, FB, Wisconsin, 1985  
 81/45 Wilson, Steve, WR/CB, Howard, 1979-81  
 84 Wisener, Gary, WR, Baylor, 1960  
 45 Woolsey, Rolly, CB/S, Boise State, 1975  
 15 Wright, Brad, QB, New Mexico, 1982  
 85/70 Wright, Rayfield, TE/T, Ft. Valley St., 1967-79  
 73 Wright, Steve, T. Northern Iowa, 1981-82
- 78 Youmans, Maury, DE, Syracuse, 1964-65  
 30 Young, Charles, RB, N.C. State, 1974-76



# Cowboys Honors

## PRO BOWL

- 1960 — Jim Doran, WR (1st appearance).
- 1961 — Dick Bielski, TE (1); Don Perkins, RB (1).
- 1962 — Don Bishop, CB (1); Eddie LeBaron, QB (1); Bob Lilly, DE (1); Don Perkins, RB (2); Jerry Tubbs, LB (1).
- 1963 — Sam Baker, K (1); Lee Folkins, TE (1); Don Perkins, RB (3).
- 1964 — Bob Lilly, DT (2); Mel Renfro, S (1).
- 1965 — Cornell Green, CB (1); Mel Renfro, S (2); Chuck Howley, LB (1); George Andrie, DE (1); Bob Lilly, DT (3); Bob Hayes, WR (1).
- 1966 — George Andrie, DE (2); Cornell Green, CB (2); Bob Hayes, WR (2); Chuck Howley, LB (2); Bob Lilly, DT (4); Dave Manders, C (1); Don Meredith, QB (1); Don Perkins, RB (4); Mel Renfro, S (3).
- 1967 — George Andrie, DE (3); Cornell Green, CB (3); Bob Hayes, WR (3); Chuck Howley, LB (3); Lee Roy Jordan, LB (1); Bob Lilly, DT (5); Ralph Neely, T (1); Don Perkins, RB (5); Mel Renfro, S (4).
- 1968 — George Andrie, DE (4); Chuck Howley, LB (4); Lee Roy Jordan, LB (2); Bob Lilly, DT (6); Don Meredith, QB (2); John Niland, G (1); Don Perkins, RB (6); Mel Renfro, S (5).
- 1969 — George Andrie, DE (5); Calvin Hill, RB (1); Chuck Howley, LB (5); Lee Roy Jordan, LB (3); Bob Lilly, DT (7); Ralph Neely, T (2); John Niland, G (2); Mel Renfro, S (6).
- 1970 — Bob Lilly, DT (8); John Niland, G (3); Mel Renfro, CB (7).
- 1971 — Bob Lilly, DT (9); John Niland, G (4); Mel Renfro, CB (8); Cornell Green, S (4); Rayfield Wright, T (1); Roger Staubach, QB (1); Ron Widby, P (1); Chuck Howley, LB (6); Duane Thomas (1, injured).
- 1972 — Bob Lilly, DT (10, injured); Mel Renfro, CB (9); Cornell Green, S (5); John Niland, G (5); Calvin Hill, RB (2); Rayfield Wright, T (2); Walt Garrison (1).
- 1973 — Mel Renfro, CB (10); John Niland, G (6); Rayfield Wright, T (3); Bob Lilly, DT (11, injured); Lee Roy Jordan, LB (4, injured); Calvin Hill, RB (3, injured).
- 1974 — Lee Roy Jordan, LB (5); Rayfield Wright, T (4); Calvin Hill, RB (4); Cliff Harris, S (1); Blaine Nye, G (1); Drew Pearson, WR (1).
- 1975 — Cliff Harris, S (2); Rayfield Wright, T (5).
- 1976 — Billy Joe DuPree, TE (1); Cliff Harris, S (3); Harvey Martin, DE (1); Blaine Nye, G (2); Drew Pearson, WR (2); Roger Staubach, QB (2); Charlie Waters, S (1); Rayfield Wright, T (6).
- 1977 — Billy Joe DuPree, TE (2); Cliff Harris, S (4); Efren Herrera, K (1); Harvey Martin, DE (2); Drew Pearson, WR (3); Roger Staubach, QB (3, injured); Charlie Waters, S (2); Randy White, DT (1).
- 1978 — Tony Dorsett, RB (1); Billy Joe DuPree, TE (3); Cliff Harris, S (5); Thomas Henderson, LB (1); Tony Hill, WR (1); Harvey Martin, DE (3, injured); Roger Staubach, QB (4); Charlie Waters, S (3); Randy White, DT (2, injured).
- 1979 — Bob Breunig, LB (1); Pat Donovan, T (1); Cliff Harris, S (6); Tony Hill, WR (2); Harvey Martin, DE (4); Herbert Scott, G (1); Roger Staubach, QB (5); Randy White, DT (3).
- 1980 — Bob Breunig, LB (2); Pat Donovan, T (2); Herbert Scott, G (2); Randy White, DT (4).
- 1981 — Tony Dorsett, RB (2); Pat Donovan, T (3); Ed Jones, DE (1); Herbert Scott, G (3); Rafael Septien, K (1); Everson Walls, CB (1); Randy White, DT (5).
- 1982 — Bob Breunig, LB (3); Pat Donovan, T (4); Tony Dorsett, RB (3); Ed Jones, DE (2); Everson Walls, CB (2); Danny White, QB (1); Randy White, DT (6).
- 1983 — Doug Cosbie, TE (1); Tony Dorsett, RB (4); Ed Jones, DE (3); Everson Walls, CB (3); Randy White, DT (7).
- 1984 — Bill Bates, S (1); Doug Cosbie, TE (2); Randy White, DT (8).
- 1985 — Doug Cosbie, TE (3); Tony Hill, WR (3); Everson Walls, CB (4); Randy White, DT (9).

## ALL-PRO

- 1962 — Don Perkins, RB (1), (AP, NEA); Jerry Tubbs, LB (1), (Sporting News).
- 1963 — Chuck Howley, LB (1), (Sporting News).
- 1964 — Frank Clarke, TE-WR (1), (AP); Bob Lilly, DT (1), (AP, UPI, NEA); Jim Ridlon, DB (1), (Sporting News).
- 1965 — Bob Lilly, DT (2), (AP, UPI, NEA, Sporting News); Mel Renfro, S (1), (NEA, Sporting News); Bob Hayes, WR (1), (Sporting News).

- 1966 — Bob Hayes, WR (2), (AP, UPI, NEA, Sporting News); Bob Lilly, DT (3), (AP, UPI, NEA, Sporting News); Chuck Howley, LB (2), (AP, UPI, NEA); Cornell Green, CB (1), (AP, NEA, Sporting News); Dan Reeves, RB (1), (Sporting News); Ralph Neely, T (1), (Sporting News); Lee Roy Jordan, LB (1), (Sporting News).
- 1967 — George Andrie, DE (1), (Sporting News); Cornell Green, CB (2), (NEA, UPI, AP, Sporting News); Bob Hayes, WR (3), (Sporting News); Chuck Howley, LB (3), (AP, Sporting News); Bob Lilly, DT (4), (NEA, UPI, AP, Sporting News); Ralph Neely, T (2), (UPI, AP, Sporting News); Mel Renfro, S (2), (Sporting News).
- 1968 — Cornell Green, CB (3), (NEA); Bob Hayes, WR (4), (AP); Chuck Howley, LB (4), (AP, NEA); Bob Lilly, DT (5), (AP, UPI, NEA); Ralph Neely, T (3), (AP, UPI, NEA).
- 1969 — Cornell Green, CB (4), (UPI); Calvin Hill, RB (1), (AP, UPI); Chuck Howley, LB (5), (AP, UPI, NEA); Bob Lilly, DT (6), (AP, NEA); Ralph Neely, T (4), (AP, UPI, NEA); John Niland, G (1), (AP); Mel Renfro, S (3), (NEA).
- 1970 — Chuck Howley, LB (6), (PFWA, AP).
- 1971 — Bob Lilly, DT (7), (AP, PFWA, NEA); Mel Renfro, CB (4), (NEA); John Niland, G (2), (AP, PFWA); Rayfield Wright, T (1), (AP, PFWA).
- 1972 — Rayfield Wright, T (2), (PFWA, AP, UPI, NEA); John Niland, G (3), (AP); Blaine Nye, G (1), (NEA).
- 1973 — Mel Renfro, CB (5), (NEA, PFWA); Rayfield Wright, T (3), (AP, PFWA); Lee Roy Jordan, LB (2), (NEA, PFWA); Calvin Hill, RB (2), (PFWA).
- 1974 — Drew Pearson, WR (1), (AP, PFWA).
- 1975 — Cliff Harris, S (1), (NEA); Rayfield Wright, T (4), (NEA).
- 1976 — Cliff Harris, S (2), (AP, NEA, PFWA); Drew Pearson, WR (2), (AP, PFWA).
- 1977 — Cliff Harris, S (3), (AP, NEA, PFWA); Efren Herrera, K (1), (AP, NEA, PFWA); Harvey Martin, DE (1), (AP, NEA, PFWA); Drew Pearson, WR (3), (AP, NEA, PFWA); Charlie Waters, S (1), (PFWA).
- 1978 — Cliff Harris, S (4), (AP, PFWA); Charlie Waters, S (2), (NEA, PFWA); Randy White, DT (1), (AP, NEA, PFWA).
- 1979 — Randy White, DT (2), (AP, NEA, PFWA).
- 1980 — Herbert Scott, G (1), (AP, NEA); Randy White, DT (3), (NEA, PFWA).
- 1981 — Tony Dorsett, RB (1), (AP, NEA, PFWA); Ed Jones, DT (1), (NEA); Herbert Scott, G (2), (AP); Rafael Septien, K (1), (AP, PFWA); Randy White, DT (4), (AP, NEA, PFWA).
- 1982 — Ed Jones, DE (2), (AP); Everson Walls, CB (1), (PFWA); Randy White, DT (5), (AP, PFWA, NEA).
- 1983 — Everson Walls, CB (2), (AP); Randy White, DT (6), (AP, PFWA).
- 1984 — Michael Downs, S (1), (PFWA); Randy White, DT (7), (AP, NEA, PFWA).
- 1985 — Everson Walls, CB (3), (PFWA); Randy White, DT (8), (AP, NEA).

## Cowboys All-Time College Roster

Abilene Christian 1; Alabama 3; Alabama State 1; Amherst 1; Arizona 4; Arizona State 4; Arkansas 2; Auburn 4; Austin College 1; Austin Peay 1; Baylor 6; Bethune-Cookman 1; Bishop 1; Boise State 1; Boston College 3; Boston U. 1; Brigham Young 1; California 1; California Poly 1; Cal-Riverside 1; Central Michigan 1; Central Okla. State 1; Chattanooga 1; City College of Los Angeles 1; Clemson 5; Colorado 4; Colorado State 1; Dayton 1; Duke 2; East Carolina 1; East Texas State 3; Florida 3; Florida A&M 2; Florida State 3; Fort Valley State 1.

Georgia 1; Georgia Tech 5; Grambling 1; Hawaii 4; Heidelberg 1; Henderson J.C. 1; Houston 6; Howard 1; Humboldt State 1; Idaho State 1; Illinois 3; Indiana 1; Iowa 4; Iowa State 3; Jackson State 3; Jacksonville State 1; Johnson C. Smith 1; Kansas 4; Kansas State 1; Kentucky 1; Kentucky State 2; Kutztown State 1; Lamar Tech 1; Langston, Okla. 1; Livingston State 1; Long Beach State 3; Louisiana State 2; Marquette 2; Maryland 4; Michigan 3; Michigan State 8; Minnesota 1; Mississippi 3; Mississippi State 3; Mississippi Valley 1; Missouri 3; Montana 1; Montana State 1; Morgan State 2; Naval Academy 1; Nebraska 2; Nevada-Las Vegas 2; Nevada-Reno 1; New Hampshire 1; New Mexico 4; New Mexico State 2.

North Alabama 1; North Carolina A&T 2; North Carolina State 2; North Texas State 2; Northern Arizona 1; Northern Colorado 1; Northern Iowa 1; Northwest Louisiana 1; Northwestern 3; Notre Dame 2; Ohio State 4; Oklahoma 7; Oklahoma State 1; Oregon 7; Oregon State 2; Ouachita Baptist 1; Pacific, Calif. 5; Pacific, Ore. 1; Pennsylvania 1; Penn State 2; Pittsburgh 2; Prairie View 1; Presbyterian 1; Purdue 1; Redlands 1; Rice 7; Rutgers 1; Salem 1; San Diego State 1; San Jose State 2; Santa Clara 1; Seattle 1; South Carolina 2; South Carolina St. 2; Southern California 5; Southern Illinois 1; Southern Methodist 10; Southern Mississippi 3; Southern U. 3.

Southwestern Louisiana 2; Stanford 7; Stephen F. Austin 1; Syracuse 2; Temple 1; Tennessee 10; Tennessee State 2; Texas 3; Texas A&M 4; Texas Christian 3; Texas-El Paso 1; Texas Tech 2; Trinity, Tex. 1; Tulsa 6; UCLA 6; Utah 5; Utah State 3; Vanderbilt 2; Villanova 1; Virginia 2; Virginia Tech 1; Virginia Union 1; Wake Forest 3; Washington 7; Weber State 1; West Texas State 1; West Virginia 1; Western Illinois 1; Winston-Salem 1; Wisconsin 2; Wyoming 3; Yale 2.

# Cowboys All-Time Draft

## 1961

### (Drafted 2nd)

- (A) NO CHOICE**  
Choice traded along with sixth choice to Washington for EDDIE LeBARON.
- (B) BOB LILLY**  
T. Texas Christian University, 6-5, 242 — Choice from Cleveland for first round pick in 1962.
- E. J. HOLUB**  
LB, Texas Tech, 6-4, 218 (went to AFL).
- STEW BARBER**  
G, Penn State, 6-3, 230 (went to AFL).
- SONNY DAVIS**  
E, Baylor, 6-2, 210.
- NO CHOICE**  
Choice traded to San Francisco for GENE BABB.
- NO CHOICE**  
Choice traded, along with first choice, to Washington for LeBARON.
- ART GILMORE**  
HB, Oregon State, 6-0, 200.
- DON TALBERT**  
T, Texas, 6-5, 220.
- GLENN GREGORY**  
HB, SMU, 6-2, 195.
- NO CHOICE**  
Choice traded to Green Bay for FRED CONE.
- NORRIS STEVENSON**  
HB, Missouri, 6-1, 205.
- LOWNDES SHINGLER**  
QB, Clemson, 6-1, 205.
- DON GOODMAN**  
HB, Florida, 6-0, 200.
- BILL SHAW**  
T, Georgia Tech, 6-3, 222 (went to AFL).
- JULIUS VARNADO**  
T, San Francisco State, 6-4, 220 (went to AFL).
- JERRY STEFFEN**  
HB, Colorado, 6-0, 190.
- EVERETT CLOUD**  
HB, Maryland, 6-0, 190.
- RANDY WILLIAMS**  
HB, Indiana, 6-3, 208.
- LYNN HOYEM**  
C, Long Beach State, 6-4, 225.
- JERRY MORGAN**  
QB, Iowa State, 6-3, 195.

## 1962

### (Drafted 4th)

- NO CHOICE**  
Choice traded to Cleveland for first round pick in 1961 when Cowboys picked BOB LILLY.
- SONNY GIBBS\***  
QB, TCU, 6-7, 225.
- (A) NO CHOICE**  
Choice to Chicago for DON MEREDITH.

- (B) BOBBY PLUMMER**  
G, TCU, 6-2, 235 — Choice from Cleveland for DUANE PUTNAM.
- NO CHOICE**  
Choice to San Francisco for BILL HERCHMAN.
- NO CHOICE**  
Choice to Los Angeles for JIMMY HARRIS.
- (A) DONNIE DAVIS**  
E, Southern University, 6-2, 235.
- (B) GEORGE ANDRIE**  
E, Marquette, 6-7, 247 — Choice and ALLEN GREEN from New York for FRED DUGAN.
- NO CHOICE**  
Choice to Los Angeles for JOHN HOUSER.
- KEN TUREAUD**  
B, Michigan, 6-1, 198.
- NO CHOICE**  
Choice to Baltimore for DON PERKINS.
- JOHN M. LONGMEYER**  
G, Southern Illinois, 6-3, 230.
- LARRY HUDAS**  
E, Michigan State, 6-4, 208.
- NO CHOICE**  
Choice to Green Bay for STEVE MEILINGER.
- ROBERT MOSES**  
E, Texas, 6-3, 211.
- HAROLD HAYS\***  
G, Southern Mississippi, 6-3, 218.
- GUY REESE**  
T, SMU, 6-5, 238.
- ROBERT JOHNSTON**  
T, Rice, 6-4, 215.
- RAY JACOBS**  
T, Howard Payne, 6-3, 265 (went to AFL).
- DAVE CLOUTIER\***  
B, Maine, 6-0, 195 (went to AFL).
- PAUL HOLMES**  
T, Georgia, 6-5, 220.
- AMOS BULLOCKS**  
B, Southern Illinois, 6-1, 197.

## 1963

### (Drafted 6th)

- LEE ROY JORDAN**  
LB, Alabama, 6-2, 210.
  - NO CHOICE**  
Choice traded, along with ninth choice, to Chicago for CHUCK HOWLEY.
  - JIM PRICE**  
LB, Auburn, 6-3, 225.
  - WHALEY HALL\***  
G, Mississippi, 6-3, 230.
  - NO CHOICE**  
Choice traded to New York for DICK NOLAN.
  - NO CHOICE**  
Choice traded to Green Bay for JOHN SUTRO.
  - MARY CLOTHIER**  
G, Kansas, 6-4, 220.
- \*Drafted as Future

- NO CHOICE**  
Choice traded to Green Bay for LEE FOLKINS.
- NO CHOICE**  
Choice traded to Chicago.
- ROD SCHEYER**  
T, Washington, 6-2, 220.
- RAY SCHOENKE**  
C, SMU, 6-3, 225.
- BILL PERKINS**  
B, Iowa, 6-2, 218.
- PAUL WICKER\***  
T, Fresno State, 6-5, 248.
- LOU CIOCI**  
LB, Boston College, 6-2, 225.
- JERRY OVERTON**  
B, Utah, 6-2, 192.
- DENNIS GOLDEN**  
T, Holy Cross, 6-4, 235.
- ERNEST PARKS\***  
G, McMurry, 6-4, 230 (went to AFL).
- BILL FRANK**  
T, Colorado, 6-4, 250.
- JIM STIGER**  
B, Washington, 5-11, 195.
- TOMMY LUCAS**  
E, Texas, 6-3, 218.

## 1964

### (Drafted 4th)

- NO CHOICE**  
Choice traded to Pittsburgh for BUDDY DIAL.
- MEL RENFRO**  
B, Oregon, 6-0, 195.
- NO CHOICE**  
Choice traded to Los Angeles for BOB LONG and JOHN MEYERS.
- PERRY LEE DUNN**  
B, Mississippi, 6-2, 205.
- NO CHOICE**  
Choice traded to Green Bay for GARY BARNES.
- (A) BILLY LOTHRIDGE**  
QB, Georgia Tech, 6-1, 188.
- (B) JIM CURRY**  
E, Cincinnati, 6-4, 215 — Choice from Cleveland for ANDY CVERCKO.
- (C) JIMMY EVANS**  
E, Texas Western, 6-1, 194 — Choice from Green Bay for JERRY NORTON.
- BOB HAYES\***  
WR, Florida A&M, 5-11, 189.
- AL GEVERINK**  
B, UCLA, 6-2, 190.
- JAKE KUPP**  
E, Washington, 6-3, 215.
- ROGER STAUBACH\***  
QB, Navy, 6-2, 190.
- BOBBY CRENSHAW**  
G, Baylor, 6-3, 230 (went to AFL).
- JOHNNY NORMAN**  
E, Northwestern Louisiana, 6-1, 185.
- JERRY RHOME**  
QB, Tulsa, 6-0, 185.



14. **JIM WORDEN**  
LB, Wittenberg, 6-1, 230.
15. **BILL VAN BURKLEO**  
B, Tulsa, 5-11, 185.
16. **PAUL CERCEL**  
C, Pittsburgh, 6-2, 222.
17. **HARRY ABELL**  
E, Missouri, 6-3, 212 (went to AFL).
18. **NO SELECTION**  
Player chosen not eligible.
19. **H. D. MURPHY**  
B, Oregon, 6-0, 190.
20. **JOHN HUGHES**  
LB, SMU, 6-2, 220.

### 1965 (Drafted 6th)

1. **CRAIG MORTON**  
QB, California, 6-4, 215.
2. **MALCOLM WALKER**  
LB, Rice, 6-4, 245.
3. **NO CHOICE**  
Choice traded to Green Bay (who traded it to New York) for JOHN ROACH.
4. **(A) JIM SIDLE**  
B, Auburn, 6-2, 215.
4. **(B) BOB SVIHUS**  
T, USC, 6-4, 240 (went to AFL) — Choice from Detroit for SONNY GIBBS.
5. **ROGER PETTEE**  
LB, Florida, 6-4, 230.
6. **SONNY UTZ**  
RB, VPI, 5-11, 215.
7. **BRIG OWENS**  
B, Cincinnati, 5-11, 183.
8. **RUSSELL WAYT**  
LB, Rice, 6-4, 235.
9. **JIM ZANIOS**  
FB, Texas Tech, 6-0, 215.
10. **GAYLON McCOLLOUGH**  
C, Alabama, 6-3, 215.
11. **JETHRO PUGH**  
T, Elizabeth City, State, 6-6, 255.
12. **ERNIE KELLERMAN**  
QB, Miami (Ohio), 6-0, 175.
13. **JACK SCHRAUB**  
E, California, 6-6, 210.
14. **GARRY PORTERFIELD**  
E, Tulsa, 6-3, 235.
15. **GENE FOSTER**  
B, Arizona State, 6-0, 195 (went to AFL).
16. **DOUG McDUGAL**  
E, Oregon State, 6-4, 228.
17. **MITCH JOHNSON**  
T, UCLA, 6-4, 245.
18. **MARTIN AMSLER**  
T, Evansville, 6-5, 250.
19. **MERV RETTENMUND**  
HB, Ball State, 5-10, 195.
20. **RON BARLOW\***  
T, Kansas State, 6-2, 230.

### 1965 (Drafted 23rd)

1. **NO CHOICE**  
Choice given along with second and two fifths, to Houston for RALPH NEELY.
2. **NO CHOICE**  
NEELY trade.
3. **PHIL CLARK**  
DB, Northwestern, 6-2, 207.
4. **CURTIS MARKER**  
G, Northern Michigan, 6-2, 253.
5. **(A) NO CHOICE**  
Choice and JIM STEFFEN from Washington for BRIG OWENS, MITCH JOHNSON & JAKE KUPP; NEELY trade.
5. **(B) NO CHOICE**  
Choice from Cleveland for JOE BOB ISBELL; NEELY trade.
5. **(C) NO CHOICE**  
Choice to Green Bay for HENRY GREMMINGER.
6. **SIMS STOKES**  
E, Northern Arizona, 6-1, 198.
7. **RAYFIELD WRIGHT**  
T, Ft. Valley State, 6-7, 235.
8. **STEVE LAUB**  
QB, Illinois Wesleyan, 6-1, 190.
9. **BYRON MORGAN**  
DB, Findlay (Ohio), 6-3, 212.
10. **(A) EUGENE BOWEN**  
RB, Tennessee A&I, 5-8, 210.

### 1966 (Drafted 5th)

1. **JOHN NILAND**  
G, Iowa, 6-3, 245.
2. **WILLIE TOWNES\***  
DE, Tulsa, 6-5, 265.

3. **NO CHOICE**  
Choice to San Francisco for LEON DONOHUE.
4. **NO CHOICE**  
Choice to Baltimore for RALPH NEELY.
5. **(A) NO CHOICE**  
Choice to San Francisco for J. D. SMITH.
5. **(B) WALT GARRISON**  
RB, Oklahoma State, 6-0, 209 — Choice from Baltimore thru Detroit for AMOS MARSH.
6. **BOB DUNLEVY**  
E, West Virginia, 6-4, 195.
7. **ART ROBINSON**  
E, Florida A&M, 6-0, 208.
8. **DON KUNIT**  
RB, Penn State, 6-2, 200.
9. **DARRELL ELAM**  
FL, West Virginia Tech, 6-2, 189.
14. **LEWIS TURNER**  
RB, Norfolk State, 6-2, 183.
15. **MARK GARTUNG\***  
DT, Oregon State, 6-4, 255.
16. **TOM PIGGEE**  
RB, San Francisco State, 5-11, 200.
17. **GEORGE ALLEN**  
T, West Texas State, 6-7, 245 (went to AFL).
18. **STEVE ORR**  
DT, Washington, 6-4, 230.
19. **BYRON JOHNSON**  
E, Central Washington State, 6-5, 255.
20. **LOU HUDSON**  
FL, Minnesota, 6-5, 220.

### 1967

#### (Drafted 23rd)

1. **NO CHOICE**  
Choice given along with second and two fifths, to Houston for RALPH NEELY.
2. **NO CHOICE**  
NEELY trade.
3. **PHIL CLARK**  
DB, Northwestern, 6-2, 207.
4. **CURTIS MARKER**  
G, Northern Michigan, 6-2, 253.
5. **(A) NO CHOICE**  
Choice and JIM STEFFEN from Washington for BRIG OWENS, MITCH JOHNSON & JAKE KUPP; NEELY trade.
5. **(B) NO CHOICE**  
Choice from Cleveland for JOE BOB ISBELL; NEELY trade.
5. **(C) NO CHOICE**  
Choice to Green Bay for HENRY GREMMINGER.
6. **SIMS STOKES**  
E, Northern Arizona, 6-1, 198.
7. **RAYFIELD WRIGHT**  
T, Ft. Valley State, 6-7, 235.
8. **STEVE LAUB**  
QB, Illinois Wesleyan, 6-1, 190.
9. **BYRON MORGAN**  
DB, Findlay (Ohio), 6-3, 212.
10. **(A) EUGENE BOWEN**  
RB, Tennessee A&I, 5-8, 210.

10. **(B) MASON MITCHELL**  
RB, Washington, 6-1, 170.
11. **AUSTIN DENNEY\***  
E, Tennessee, 6-2, 225.
12. **(A) LES SHY**  
RB, Long Beach State, 6-1, 200 — Choice from Pittsburgh for LEE FOLKINS.
12. **(B) CRAIG BAYNHAM\***  
RB, Georgia Tech, 6-1, 200.
13. **RONNIE LAMB**  
B, South Carolina, 6-2, 216.
14. **PAT RILEY**  
E, Kentucky, 6-2, 205.
15. **HAROLD DETERS**  
K, North Carolina State, 6-0, 200.
16. **AL KERKIAN**  
DE, Akron, 6-6, 235.
17. **TOM BOYD**  
G, Tarleton State, 6-3, 250.
18. **LEAVIE DAVIS**  
DB, Edward Waters College (Florida), 6-4, 210.
19. **PAUL BROTHERS**  
HB, Oregon State, 6-1, 195.
20. **GEORGE ADAMS**  
LB, Morehead State (Kentucky), 6-2, 218.

### 1968

#### (Drafted Alternately 20th, 19th, 21st)

1. **DENNIS HOMAN**  
FL, Alabama, 6-1, 181.
2. **DAVID McDANIELS**  
E, Mississippi Valley, 6-4, 200.
3. **(A) NO CHOICE**  
Choice to Minnesota for LANCE RENTZEL.
3. **(B) ED HARMON**  
LB, Louisville, 6-4, 246 — Choice from Chicago for AUSTIN DENNEY and MAC PERCIVAL.
4. **(A) NO CHOICE**  
Choice to New Orleans for LARRY STEPHENS.
4. **(B) JOHN DOUGLAS**  
LB, Missouri, 6-2, 215 — Choice from New York for JIM COLVIN.
5. **BLAINE NYE**  
G, Stanford, 6-4, 255.
6. **D. D. LEWIS**  
LB, Mississippi State, 6-1, 210.
7. **BOB TAUCHER**  
T, Nebraska, 6-4, 251.
8. **FRANK BROWN**  
DE, Albany (Ga.) State, 6-3, 249.
9. **KEN KMCIE**  
DB, Illinois, 6-2, 187.
10. **BEN OLISON**  
FL, Kansas, 6-1, 170.
11. **RON SHOTTS**  
RB, Oklahoma, 6-0, 206.
12. **WILSON WHITTY**  
LB, Boston University, 6-3, 224.
13. **CARTER LORD**  
TE, Harvard, 6-2, 214.
14. **RON WILLIAMS**  
DB, West Virginia, 6-2, 190.
15. **TOMMY LUNCEFORD**  
P, Auburn, 6-2, 202.

16. **LARRY COLE**  
DE, Hawaii, 6-5, 250.
17. **GEORGE NORDGREN**  
RB, Houston, 6-0, 200.

**1969**  
(Drafted Alternately  
24th, 23rd, 22nd)

1. **CALVIN HILL**  
RB, Yale, 6-3, 230.
2. **RICHMOND FLOWERS**  
WR, Tennessee, 6-0, 183.
3. **(A) TOM STINCIC**  
LB, Michigan, 6-2, 226.
3. **(B) HALVOR HAGEN**  
DE, Weber State, 6-5, 250 —  
Choice from San Francisco for  
HAROLD HAYS.
4. **NO CHOICE**  
Choice to New Orleans for DAVE  
SIMMONS.
5. **(A) NO CHOICE**  
Choice to Baltimore for ANDY  
STYNCHULA.
5. **(B) CHUCK KYLE**  
LB, Purdue, 6-1, 220 — Choice  
from Los Angeles for COY BACON.
6. **RICH SHAW**  
FL, Arizona State, 6-4, 205.
7. **LARRY BALES**  
WR, Emory & Henry, 5-11, 185.
8. **ELMER BENHARDT**  
LB, Missouri, 6-2, 200.
9. **CLAXTON WELCH**  
RB, Oregon, 5-11, 200.
10. **STUART GOTTLIEB**  
G, Weber State, 6-5, 250.
11. **CLARENCE WILLIAMS**  
DT, Prairie View A&M, 6-5, 250.
12. **BOB BELDEN**  
QB, Notre Dame, 6-2, 210.
13. **RENE MATISON**  
WR, New Mexico, 6-0, 185.
14. **GERALD LUTRI**  
T, Northern Michigan, 6-4, 256.
15. **BILL JUSTUS**  
DB, Tennessee, 6-1, 180.
16. **FLOYD KERR**  
DB, Colorado State, 6-3, 195.
17. **BILL BAILEY**  
DT, Lewis & Clark, 6-4, 260.

**1970**  
(Drafted 23rd)

1. **DUANE THOMAS**  
RB, West Texas, 6-1, 220.
2. **(A) BOB ASHER**  
T, Vanderbilt, 6-5, 250 — Choice  
from Chicago for CRAIG BAYNHAM  
and PHIL CLARK.
2. **(B) MARGENE ADKINS**  
WR, Henderson, J. C., 5-10, 183.
3. **(A) CHARLIE WATERS**  
CB, Clemson, 6-1, 193 — Choice  
from Houston through Cleveland  
for JERRY RHOME.
3. **(B) STEVE KINER**  
LB, Tennessee, 6-1, 220 — Choice  
from Cleveland for JERRY  
RHOME.
3. **(C) DENTON FOX**  
S, Texas Tech, 6-2, 205.

4. **JOHN FITZGERALD**  
T, Boston College, 6-4, 265.
5. **NO CHOICE**  
Choice to St. Louis for BOBBY  
JOE CONRAD.
6. **PAT TOOMAY**  
DE, Vanderbilt, 6-5, 230.
7. **DON ABBEY**  
LB, Penn State, 6-2, 252.
8. **JERRY DOSSEY**  
G, Arkansas, 6-4, 244.
9. **ZENON ANDRUSZYSHYN**  
K, UCLA, 6-2, 212.
10. **PETE ATHAS**  
S, Dade J. C., 6-0, 186.
11. **IVAN SOUTHERLAND**  
DT, Clemson, 6-4, 246.
12. **JOE WILLIAMS**  
RB, Wyoming, 6-1, 193.
13. **MARK WASHINGTON**  
CB, Morgan State, 5-11, 183.
14. **JULIAN MARTIN**  
WR, North Carolina Central, 6-3,  
190.
15. **KEN DeLONG**  
TE, Tennessee, 6-2, 223.
16. **SEABERN HILL**  
CB, Arizona State, 6-2, 195.
17. **GLENN PATTERSON**  
C, Nebraska, 6-3, 220.

**1971**  
(Drafted 25th)

1. **TODY SMITH**  
DE, Southern California, 6-5, 250.
2. **ISAAC THOMAS**  
CB, Bishop, 6-2, 190.
3. **(A) SAM SCARBER**  
RB, New Mexico, 6-2, 235 —  
Choice from St. Louis for JOHN  
WILBUR.
3. **(B) BILL GREGORY**  
DE, Wisconsin, 6-5, 240.
4. **(A) JOE CARTER**  
TE, Grambling, 6-3, 219 — Choice  
from New Orleans for WILLIE  
TOWNES.
4. **(B) BUDDY MITCHELL**  
T, Mississippi, 6-5, 232.
5. **RON KADZIEL**  
LB, Stanford, 6-3, 215.
6. **STEVE MAIER**  
WR, Northern Arizona, 6-3, 192.
7. **BILL GRIFFIN**  
T-G, Catawba, 6-5, 250.
8. **RON JESSIE**  
WR, Kansas, 6-0, 183.
9. **HONOR JACKSON**  
WR, Pacific, 6-2, 190.
10. **RODNEY WALLACE**  
DT, New Mexico, 6-5, 260.
11. **ERNEST BONWELL**  
LB, Lane College, 6-4, 225.
12. **STEVE GOEPEL**  
QB, Colgate, 6-1½, 200.
13. **JAMES FORD**  
RB, Texas Southern, 6-0, 200.
14. **TYRONE COUZY**  
DB, Utah State, 6-1½, 194.
15. **BOB YOUNG**  
TE, Delaware, 6-5, 250.
16. **JOHN BRENNAN**  
T, Boston College, 6-2½, 260.

17. **JOHN BOMER**  
C, Memphis State, 6-3, 230.

**1972**  
(Drafted 26th)

1. **BILL THOMAS**  
RB, Boston College, 6-2, 225.
2. **(A) ROBERT NEWHOUSE**  
RB, Houston, 5-10, 202 — Choice  
from New England for HALVOR  
HAGEN and HONOR JACKSON.
2. **(B) JOHN BABINECZ**  
LB, Villanova, 6-1, 222 — Choice  
from New Orleans for MARGENE  
ADKINS.
2. **(C) CHARLES McKEE**  
WR, Arizona, 6-2, 199.
3. **(A) MIKE KELLER**  
LB, Michigan, 6-4, 221 — Choice  
from New England for HALVOR  
HAGEN and HONOR JACKSON.
3. **(B) MARV BATEMAN**  
P-K, Utah, 6-4, 213.
4. **(A) TIM KEARNEY**  
LB, Northern Michigan, 6-2, 225  
— Choice from New Orleans for  
JOE WILLIAMS.
4. **(B) ROBERT WEST**  
WR, San Diego State, 6-4, 218 —  
Choice from New England for  
STEVE KINER.
4. **(C) CHARLES ZAPIEC**  
LB, Penn State, 6-2, 222 —  
Choice from Detroit for RON  
JESSIE.
4. **(D) NO CHOICE**  
Choice to New Orleans for DON  
TALBERT.
5. **NO CHOICE**  
Choice to San Diego for TONY  
LISCIO.
6. **CHARLES BOLDEN**  
DB, Iowa, 6-3, 195.
7. **NO CHOICE**  
Choice to Chicago for LEE ROY  
CAFFEY.
8. **RALPH COLEMAN**  
LB, North Carolina A&T, 6-4, 216.
9. **ROY BELL**  
RB, Oklahoma, 5-10, 208.
10. **RICHARD AMMAN**  
DE, Florida State, 6-5, 234.
11. **LONNIE LEONARD**  
T-G, North Carolina A&T, 6-4, 244.
12. **JIMMY HARRIS**  
WR, Ohio State, 5-10, 180.
13. **JEAN FUGETT**  
TE, Amherst, 6-3, 219.
14. **ALAN THOMPSON**  
RB, Wisconsin, 6-0, 225.
15. **CARLOS ALVAREZ**  
WR, Florida, 5-10, 184.
16. **GORDON LONGMIRE**  
QB, Utah, 6-1, 205.
17. **ALFONSO CAIN**  
DT, Bethune-Cookman, 6-3, 271.

**1973**  
(Drafted Alternately  
20th, 22nd and 21st)

1. **BILLY JOE DuPREE**  
TE, Michigan State, 6-4, 225.

2. (A) **GOLDEN RICHARDS**  
WR, Hawaii, 6-0, 172 — Choice from Green Bay for RON WIDBY and IKE THOMAS.
2. (B) **NO CHOICE**  
Choice to Chicago as compensation for signing JACK CONCANNON.
3. (A) **HARVEY MARTIN**  
DT, East Texas State, 6-5, 262 — Choice from Houston through New Orleans for TOM STINCIC.
3. (B) **NO CHOICE**  
Choice to New England for RON SELLERS.
4. **DRANE SCRIVENER**  
DB, Tulsa, 6-0, 176.
5. **BRUCE WALTON**  
T, UCLA, 6-6, 251.
6. **BOB LEYEN**  
G, Yale, 6-4, 256.
7. **RODRIGO BARNES**  
LB, Rice, 6-1, 215.
8. **DAN WERNER**  
QB, Michigan State, 6-4, 195.
9. **MIKE WHITE**  
CB, Minnesota, 6-0, 196.
10. **CARL JOHNSON**  
LB, Tennessee, 6-1, 225.
11. **GERALD CASWELL**  
G, Colorado State, 6-4, 250.
12. **JIM ARNESON**  
G, Arizona, 6-3, 236.
13. **JOHN SMITH**  
WR, UCLA, 6-1, 187.
14. **BOB THORNTON**  
G-C, North Carolina, 6-3, 234.
15. **WALT BAISY**  
LB, Grambling, 6-2, 222.
16. **JOHN CONLEY**  
TE, Hawaii, 6-2, 228.
17. **LES STRAYHORN**  
RB, East Carolina, 5-10, 205.

**1974**  
**(Drafted Alternately**  
**22nd, 21st, 20th**  
**and 23rd)**

1. (A) **ED JONES**  
DE, Tennessee State, 6-8, 260 — Choice from Houston for TODY SMITH and BILLY PARKS.
1. (B) **CHARLES YOUNG**  
RB, North Carolina State, 6-1, 215.
2. **NO CHOICE**  
Choice and RON SELLERS to Miami for OTTO STOWE.
3. (A) **DANNY WHITE**  
QB, Arizona State, 6-2, 180 — Choice from Houston for TODY SMITH and BILLY PARKS.
3. (B) **CALVIN PETERSON**  
LB, UCLA, 6-3, 218.
4. (A) **KEN HUTCHERSON**  
LB, Livingston State, 6-1, 214 — Choice from Oakland for GLOSTER RICHARDSON.
4. (B) **ANDY ANDRADE**  
RB-DB, Northern Michigan, 5-11, 193.

5. **JOHN KELSEY**  
T, Missouri, 6-6, 226.
6. **JIM BRIGHT**  
DB, UCLA, 6-1, 210.
7. **RAYMOND NESTER**  
LB, Michigan State, 6-2, 224.
8. **MIKE HOLT**  
DB, Michigan State, 5-11, 176.
9. **BILL DULIN**  
T, Johnson C. Smith, 6-6, 244.
10. **DENNIS MORGAN**  
DB, Western Illinois, 5-11, 203.
11. **HARVEY MCGEE**  
WR, Southern Mississippi, 6-2, 209.
12. **KEITH BOBO**  
QB, Southern Methodist, 6-3, 196.
13. **FRED LIMA**  
K, Colorado, 5-9, 202.
14. **DOUG RICHARDS**  
DB, Brigham Young, 6-4, 185.
15. **BRUCE CRAFT**  
DT, Geneva, Pa., 6-4, 232.
16. **GENE KILLIAN**  
T, Tennessee, 6-4, 225.
17. **LAWRIE SKOLROOD**  
T, North Dakota, 6-5, 230.

**1975**  
**(Drafted 18th)**

1. (A) **RANDY WHITE**  
DE, Maryland, 6-4, 250, — Choice from N. Y. Giants for CRAIG MORTON.
1. (B) **THOMAS HENDERSON**  
LB, Langston, 6-2, 214.
2. **BURTON LAWLESS**  
G, Florida, 6-4, 253.
3. **BOB BREUNIG**  
LB, Arizona State, 6-2, 236.
4. (A) **PAT DONOVAN**  
DE, Stanford, 6-5, 240 — Choice from Houston for MIKE MONTGOMERY.
4. (B) **RANDY HUGHES**  
DB, Oklahoma, 6-4, 209.
5. (A) **KYLE DAVIS**  
C, Oklahoma, 6-3, 240 — Choice from Green Bay for JACK CONCANNON.
5. (B) **NO CHOICE**  
Choice to Cincinnati for CLINT LONGLEY.
6. **ROLLY WOOLSEY**  
DB, Boise State, 6-1, 175.
7. **MICHAEL HEGMAN**  
LB, Tennessee State, 6-4, 220.
8. **MITCH HOOPES**  
P, Arizona, 6-0, 210.
9. **ED JONES**  
DB, Rutgers, 6-0, 193.
10. **DENNIS BOOKER**  
RB, Millersville State, 6-1, 235.
11. **GREG KRPALEK**  
C, Oregon State, 6-5, 242.
12. **CHUCK BLAND**  
DB, Cincinnati, 5-11, 188.
13. **HERBERT SCOTT**  
G, Virginia Union, 6-2, 248.
14. **SCOTT LAIDLAW**  
RB, Stanford, 6-0, 206.

15. **WILLIE HAMILTON**  
RB, Arizona, 5-11, 182.
16. **PETE CLARK**  
TE, Colorado State, 6-4, 234.
17. **JIM TESTERMAN**  
TE, Dayton, 6-5, 225.

**1976**  
**(Drafted 27th)**

1. **AARON KYLE**  
DB, Wyoming, 5-11, 183.
2. (A) **JIM JENSEN**  
RB, Iowa, 6-4, 226 — Choice from N.Y. Giants for CRAIG MORTON.
2. (B) **JIM EIDSON**  
G, Mississippi St., 6-4, 253.
3. (A) **DUKE FERGERSON**  
WR, San Diego St., 6-1, 186 — Choice from San Francisco for BOB HAYES.
3. (B) **JOHN SMITH**  
RB, Boise State, 6-0, 191 — Choice from Denver for OTTO STOWE.
3. (C) **BUTCH JOHNSON**  
WR, UC-Riverside, 6-1, 175.
4. **TOM RIFFERTY**  
G, Penn State, 6-3, 248.
5. **WALLY PESUIT**  
T, Kentucky, 6-4, 260.
6. **GREG MCGUIRE**  
T, Indiana, 6-3, 265.
7. (A) **GREG SCHAUM**  
DT, Michigan State, 6-4, 246 — Choice from San Diego for KEN HUTCHERSON.
7. (B) **DAVID WILLIAMS**  
RB, Colorado, 6-2, 210.
8. **HENRY LAWS**  
DB, South Carolina, 5-10, 171.
9. **BEASLEY REECE**  
DB, North Texas, 6-1, 193.
10. **LEROY COOK**  
DE, Alabama, 6-4, 212.
11. **CORNELIUS GREEN**  
QB, Ohio, 5-11, 170.
12. **CHARLES MCHANE**  
LB, Cal Lutheran, 6-2, 211.
13. **MARK DRISCOLL**  
QB, Colorado St., 6-1, 184.
14. **LARRY MUSHINSKIE**  
TE, Nebraska, 6-3, 217.
15. **DALE CURRY**  
LB, UCLA, 6-2, 222.
16. **RICH COSTANZO**  
T, Nebraska, 6-4, 260.
17. **STAN WOODFILL**  
K, Oregon, 6-0, 190.

**1977**  
**(Drafted Alternately**  
**24th, 25th and 26th)**

1. **TONY DORSETT**  
RB, Pittsburgh, 5-11, 192 — Choice from Seattle for Cowboys' first-round choice and three second-round choices.



- 2. GLENN CARANO**  
QB, Nevada-Las Vegas, 6-3, 195  
— Choice from Seattle for DUKE FERGERSON.
- (A) TONY HILL**  
WR, Stanford, 6-2, 196 — Choice from Philadelphia for JOHN NILAND.
- (B) VAL BELCHER**  
G, Houston, 6-3, 250.
- GUY BROWN**  
LB, Houston, 6-4, 215.
- ANDY FREDERICK**  
OL, New Mexico, 6-6, 241.
- JIM COOPER**  
T, Temple, 6-5, 252.
- DAVID STALLS**  
DT, Northern Colorado, 6-4, 236.
- (A) AL CLEVELAND**  
DL, Pacific, 6-4, 246 — Choice from San Diego for MITCH HOOPEES.
- (B) FRED WILLIAMS**  
RB, Arizona State, 5-10, 189.
- MARK CANTRELL**  
C, North Carolina, 6-3, 252.
- STEVE DeBERG**  
QB, San Jose State, 6-2, 205.
- DON WARDLOW**  
TE, Washington, 6-6, 230.
- GREG PETERS**  
OL, California, 6-5, 257.

## 1978

(Drafted 28th)

- LARRY BETHEA**  
DL, Michigan State, 6-5, 258.
- TODD CHRISTENSEN**  
RB-TE, Brigham Young, 6-3, 224.
- DAVID HUDGENS**  
OL, Oklahoma, 6-5, 245.
- ALOIS BLACKWELL**  
RB, Houston, 5-11, 194.
- RICH ROSEN**  
G, Syracuse, 6-3, 242.
- HAROLD RANDOLPH**  
LB, East Carolina, 6-1, 191.
- TOM RANDALL**  
DT, Iowa State, 6-5, 248.
- HOMER BUTLER**  
WR, UCLA, 6-1, 184.
- RUSS WILLIAMS**  
DB, Tennessee, 6-1, 197.
- BARRY TOMASETTI**  
OL, Iowa, 6-3, 249.
- DENNIS THURMAN**  
S, Southern Cal, 5-11, 172.
- LEE WASHBURN**  
OL, Montana State, 6-6, 253.

## 1979

(Drafted 27th)

- ROBERT SHAW**  
C, Tennessee, 6-4, 252.
- AARON MITCHELL**  
CB, Nevada-Las Vegas, 6-1, 196.
- DOUG COSBIE**  
TE, Santa Clara, 6-6, 230.  
Swapped choices with Seattle in BILL GREGORY trade.

- 4. RALPH DeLOACH**  
DE, California, 6-5, 254.
- (A) BOB HUKILL**  
OL, North Carolina, 6-5, 250.  
Choice from Chicago for GOLDEN RICHARDS.
- (B) CURTIS ANDERSON**  
DE, Central State (O), 6-6, 240.  
Choice from Seattle for EFREN HERRERA.
- (C) RON SPRINGS**  
RB, Ohio State, 6-0, 197.
- (A) TIM LAVENDER**  
CB, So. California, 6-3, 187.  
Choice from Seattle for BILL GREGORY.
- (B) MIKE SALZANO**  
OL, North Carolina, 6-3, 242.  
Choice from Denver for JIM JENSEN.
- (C) CHRIS DeFRANCE**  
WR, Arizona St., 6-1, 205.
- GREG FITZPATRICK**  
LB, Youngstown, 6-2, 227.
- BRUCE THORNTON**  
DT, Illinois, 6-5, 266.
- GARRY COBB**  
LB, So. California, 6-2, 209.
- MIKE CALHOUN**  
DT, Notre Dame, 6-4, 228.
- NO CHOICE**  
Choice to Detroit for SKIP BUTLER.
- QUENTIN LOWRY**  
LB, Youngstown, 6-2, 225.

## 1980

(Drafted Alternately  
23rd, 24th and 25th)

- 1. NO CHOICE**  
Choice given along with second round choice to Baltimore for JOHN DUTTON.
- 2. NO CHOICE**  
Choice given along with first round choice to Baltimore for JOHN DUTTON.
- (A) BILL ROE**  
LB, Colorado, 6-3, 220. Choice from Chicago for GOLDEN RICHARDS.
- (B) JAMES JONES**  
RB, Mississippi State, 5-10, 200.
- KURT PETERSEN**  
DL, Missouri, 6-5, 255.
- GARY HOGEBOOM**  
QB, Central Michigan, 6-4, 195.
- TIMMY NEWSOME**  
RB, Winston-Salem St., 6-1, 228.
- LESTER BROWN**  
RB, Clemson, 5-11, 176.
- LARRY SAVAGE**  
LB, Michigan State, 6-3, 225.
- JACKIE FLOWERS**  
WR, Florida State, 6-0, 194.
- MATTHEW TEAGUE**  
DE, Prairie View A&M, 6-4, 238.
- GARY PADJEN**  
LB, Arizona State, 6-1, 238.
- NORM WELLS**  
DT, Northwestern, 6-5, 249.

## 1981

(Drafted Alternately  
25th and 26th)

- 1. HOWARD RICHARDS**  
T, Missouri, 6-5, 255.
- DOUG DONLEY**  
WR, Ohio St., 6-0, 180.
- GLEN TITENSOR**  
DL, Brigham Young, 6-4, 250.
- (A) SCOTT PELLUER**  
LB, Wash. St., 6-1, 213 — (Choice from San Francisco for THOMAS HENDERSON).
- (B) DERRIE NELSON**  
LB, Nebraska, 6-2, 217.
- DANNY SPRADLIN**  
LB, Tennessee, 6-1, 229.
- VINCE SKILLINGS**  
DB, Ohio St., 5-11, 176.
- (A) RON FELLOWS**  
DB, Missouri, 5-11, 165. — (Choice from Tampa Bay for DAVE STALLS).
- (B) KEN MILLER**  
DB, East Michigan, 5-11, 180.
- PAUL PIUROWSKI**  
LB, Florida St., 6-2, 219.
- MIKE WILSON**  
WR, Wash. St., 6-3, 202.
- PAT GRAHAM**  
DT, California, 6-3, 257.
- TIM MORRISON**  
C, Georgia, 6-3, 258.
- NATE LUNDY**  
WR, Indiana, 6-0, 169.

## 1982

(Drafted 26th)

- 1. ROD HILL**  
CB, Kentucky State, 6-0, 185.
- JEFF ROHRER**  
LB, Yale, 6-3, 224.
- JIM ELIOPULOS**  
LB, Wyoming, 6-3, 229.
- (A) BRIAN CARPENTER**  
CB, Michigan, 5-10, 166. (Choice from Tampa Bay for DAVE STALLS).
- (B) MONTY HUNTER**  
S, Salem College, 6-0, 201.
- PHIL POZDERAC**  
T, Notre Dame, 6-9, 260.
- (A) KEN HAMMOND**  
G, Vanderbilt, 6-4, 270. (Choice from Cleveland for BRUCE HUTHER).
- (B) CHARLES DAUM**  
DL, Cal Poly-SLO, 6-6, 241.
- BILL PURIFOY**  
DL, Tulsa, 6-7, 249.
- (A) GEORGE PEOPLES**  
RB, Auburn, 6-0, 211. (Choice from Denver through Buffalo for WADE MANNING).
- (B) DWIGHT SULLIVAN**  
RB, North Carolina State, 6-0, 205.
- JOE GARY**  
DL, UCLA, 6-5, 273.

10. **TODD ECKERSON**  
T, North Carolina State, 6-4, 263.
11. (A) **GEORGE THOMPSON**  
WR, Albany State (Ga.), 6-3, 209.  
(Choice from Tampa Bay for  
AARON MITCHELL).
- (B) **MICHAEL WHITING**  
RB, Florida State, 6-1, 210.
12. **RICH BURTNESSE**  
G, Montana, 6-4, 257.

## 1983

### (Drafted Alternately 23rd, 24th, 21st and 22nd)

1. **JIM JEFFCOAT**  
DE, Arizona State, 6-5, 260.
2. **MIKE WALTER**  
LB, Oregon, 6-3, 230.
3. **BRYAN CALDWELL**  
DE, Arizona State, 6-4, 248.
4. **CHRIS FAULKNER**  
TE, Florida, 6-4, 257.
5. **CHUCK McSWAIN**  
RB, Clemson, 6-0, 190.
6. **REGGIE COLLIER**  
QB, Southern Mississippi, 6-3,  
207.
7. **CHRIS SCHULTZ**  
T, Arizona, 6-8, 259.
8. **LAWRENCE RICKS**  
RB, Michigan, 5-9, 194.
9. **AL GROSS**  
S, Arizona, 6-3, 186.
10. **ERIC MORAN**  
T, Washington, 6-5, 282.
11. **DAN TAYLOR**  
T, Idaho State, 6-3, 258.
12. **LORENZO BOUIER**  
RB, Maine, 6-0, 209.

## 1984

### (Drafted Alternately 25th, 26th)

1. **BILLY CANNON**  
LB, Texas A&M, 6-4, 235.
2. **VICTOR SCOTT**  
DB, Colorado, 6-0, 192. (Choice  
from Houston thru Minnesota, for  
BUTCH JOHNSON).
3. **FRED CORNWELL**  
TE, USC, 6-6, 236.
4. **STEVE DeOSSIE**  
LB, Boston College, 6-2, 250.
5. (A) **STEVE PELLUER**  
QB, Washington, 6-4, 204.  
(Choice from Tampa Bay for  
DANNY SPRADLIN).
- (B) **NORM GRANGER**  
RB, Iowa, 5-9, 217.
6. (A) **EUGENE LOCKHART**  
LB, Houston, 6-2, 228. (Choice  
from Chicago for JAY SALDI).
- (B) **JOE LEVELIS**  
OG, Iowa, 6-3, 270.

7. **ED MARTIN**  
LB, Indiana State, 6-3, 218.
8. **MIKE REVELL**  
RB, Bethune Cookman, 5-11, 197.
9. (A) **JOHN HUNT**  
OL, Florida, 6-4, 262. (Choice from  
Indianapolis for RAUL ALLEGRE).
- (B) **NEAL MAUNE**  
OL, Notre Dame, 6-4, 249.
10. **BRIAN SALONEN**  
TE, Montana, 6-3, 227.
11. **DOWE AUGHTMAN**  
DL, Auburn, 6-2, 272.
12. **CARL LEWIS**  
WR, Houston, 6-3, 187.

## 1985

### (Drafted Alternately 17th, 16th, 20th, 19th, 18th)

1. **KEVIN BROOKS**  
DE, Michigan, 6-7, 265.
2. **JESSE PENN**  
LB, Virginia Tech, 6-3, 255.
3. **CRAWFORD KER**  
G, Florida, 6-4, 290.
4. **ROBERT LAVETTE**  
RB, Georgia Tech, 5-11, 195.
5. (A) **HERSCHEL WALKER**  
RB, Georgia, 6-1, 224 (Choice  
from Houston for Butch Johnson).
- (B) **MATT DARWIN**  
C/G, Texas A&M, 6-4, 265  
(Choice from Cleveland thru  
Buffalo for Rod Hill).
6. (A) **KURT PLOEGER**  
DT, Gustavus Adolphus, 6-5, 250  
(Choice from Indianapolis for  
Steve Wright).
- (B) **MATT MORAN**  
C/G, Stanford, 6-4, 265.
7. (A) **KARL POWE**  
WR, Alabama State, 6-2, 175  
(Choice from San Diego thru  
Kansas City for Lawrence Ricks).
- (B) **JIM HERRMANN**  
DE, Brigham Young, 6-6, 265.
8. **LEON GONZALEZ**  
WR, Bethune-Cookman, 5-10, 160.
9. **SCOTT STRASBURGER**  
LB, Nebraska, 6-1, 220.
10. **JOE JONES**  
TE, Virginia Tech, 6-4, 245.
11. **NEAL DELLOCONO**  
LB, UCLA, 6-1, 220.
12. **KARL JORDAN**  
LB, Vanderbilt, 6-2, 245.

## 1986

### (Drafted Alternately 21st, 20th, 19th, 18th)


1. **MIKE SHERRARD**  
WR, UCLA, 6-2, 185.
2. **DARRYL CLACK**  
RB, Arizona State, 5-10, 207  
(Choice from Indianapolis for  
Gary Hogeboom).
3. **MARK WALEN**  
DT, UCLA, 6-5, 265.
4. **MAX ZENDEJAS**  
K, Arizona, 5-11, 184.
6. (A) **THORNTON CHANDLER**  
TE, Alabama, 6-5, 238 (Choice  
from Buffalo for Rod Hill).
- (B) **STAN GELBAUGH**  
QB, Maryland, 6-3, 207 (Choice  
from Detroit for Angelo King).
- (C) **LLOYD YANCEY**  
G, Temple, 6-4, 275.
7. **JOHNNY HOLLOWAY**  
DB, Kansas, 5-11, 181.
8. **TOPPER CLEMONS**  
RB, Wake Forest, 5-11, 205.
9. **JOHN IONATA**  
G, Florida State, 6-2, 280.
10. **BRYAN CHESTER**  
G, Texas, 6-4, 260.
11. **GARTH JAX**  
LB, Florida State, 6-2, 225.
12. (A) **CHRIS DULIBAN**  
LB, Texas, 6-2, 216 (Choice from  
Buffalo for Rod Hill).
- (B) **TONY FLACK**  
DB, Georgia, 6-1, 184.

## 1987

### (Drafted Alternately, 12th, 11th)

1. **DANNY NOONAN**  
DT, Nebraska, 6-4, 282.
2. **RON FRANCIS**  
CB, Baylor, 5-9, 201.
3. **JEFF ZIMMERMAN**  
OL, Florida, 6-3, 310.
4. **KELVIN MARTIN**  
WR, Boston College, 5-9, 161.
5. **EVERETT GAY**  
WR, Texas, 6-2, 204.
6. **JOE ONOSAI**  
OL, Hawaii, 6-3, 283.
7. **KEVIN SWEENEY**  
WR, Fresno State, 6-0, 191.
8. **KEVIN GOGAN**  
T, Washington, 6-7, 295.
9. **ALVIN BLOUNT**  
RB, Maryland, 5-9, 197.
10. **DALE JONES**  
LB, Tennessee, 6-1, 234.
11. **JEFF WARD**  
K, Texas, 5-9, 169.
12. **SCOTT ARMSTRONG**  
LB, Florida, 6-1, 230.

# THE OPPONENTS



MIKE SHERRARD



# Atlanta Falcons

(Dallas Leads Series, 8-2)

Year	Site	Winner-Score	Att.
1966	Atlanta	Dallas, 47-14	56,990
1967	Dallas	Dallas, 37-7	54,751
1969	Atlanta	Dallas, 24-17	54,833
1970	Dallas	Dallas, 13-0	53,611
1974	Atlanta	Dallas, 24-0	52,322
1976	Atlanta	Atlanta, 17-10	54,972
1978†	Dallas	Dallas, 27-20	60,338
1981†	Atlanta	Dallas, 30-27	60,022
1985	Dallas	Dallas, 24-10	57,941
1986	Dallas	Atlanta, 37-35	62,880

1987 Dec. 6 at Dallas

†NFC Divisional Playoffs

## ATLANTA FALCONS

### '86 Results (7-8-1)

31	@ N. Orleans	10
33	St. Louis	13
37	@ DALLAS	35
23	@ Tampa (OT)	20
0	Philadelphia	16
26	L.A. Rams	14
10	San Fran. (OT)	10
7	@ L.A. Rams	14
17	@ New England	25
14	N.Y. Jets	28
10	Chicago	13
0	@ San Fran.	20
20	@ Miami	14
23	Indianapolis	28
9	New Orleans	14
20	@ Detroit	6
280		280

### '87 Schedule

Sept. 13	@ Tampa
Sept. 20	Washington
Sept. 27	@ N. Orlns.
Oct. 4	Pittsburgh
Oct. 11	@ San Fran.
Oct. 18	L.A. Rams
Oct. 25	@ Houston
Nov. 1	N. Orleans
Nov. 8	@ Cleveland
Nov. 15	Cincinnati
Nov. 22	@ Minn.
Nov. 29	St. Louis
Dec. 6	@ DALLAS
Dec. 13	@ Rams
Dec. 20	San Fran.
Dec. 27	Detroit

# Buffalo Bills

(Dallas Leads Series, 3-1)

Year	Site	Winner-Score	Att.
1971	Buffalo	Dallas, 49-37	46,206
1976	Dallas	Dallas, 17-10	51,779
1981	Dallas	Dallas, 27-14	62,583
1984	Buffalo	Buffalo, 14-3	74,391

1987 Sept. 27 at Dallas

## BUFFALO BILLS

### '86 Results (4-12)

24	N.Y. Jets	28
33	@ Cinci. (OT)	36
17	St. Louis	10
17	Kansas City	20
13	@ N.Y. Jets	17
14	@ Miami	24
24	Indianapolis	13
3	New England	23
28	@ Tampa Bay	34
16	Pittsburgh	12
24	Miami	34
19	@ New England	22
17	@ Kansas City	14
17	Cleveland	21
14	@ Indianapolis	24
7	@ Houston	16
287		348

### '87 Schedule

Sept. 13	N.Y. Jets
Sept. 20	Houston
Sept. 27	@ DALLAS
Oct. 4	Indianapolis
Oct. 11	@ N. Eng.
Oct. 18	N.Y. Giants
Oct. 25	@ Miami
Nov. 1	Washington
Nov. 8	Denver
Nov. 15	@ Cleve.
Nov. 22	@ N.Y. Jets
Nov. 29	Miami
Dec. 6	@ Raiders
Dec. 13	@ Indpls.
Dec. 20	N. England
Dec. 27	@ Phila.

# Cincinnati Bengals

(Dallas Leads Series, 2-1)

Year	Site	Winner-Score	Att.
1973	Dallas	Dallas 38-10	58,802
1979†	Dallas	Dallas, 38-13	63,179
1985	Cincinnati	Cinci., 50-24	56,936

# Chicago Bears

(Dallas Leads Series, 8-5)

Year	Site	Winner-Score	Att.
1960	Chicago	Chicago, 17-7	39,951
1962	Dallas	Chicago, 34-33	12,692
1964	Chicago	Dallas, 24-10	47,527
1968	Chicago	Dallas, 34-3	46,667
1971	Chicago	Chicago, 23-19	55,049
1973	Chicago	Dallas, 20-17	55,701
1976	Dallas	Dallas, 31-21	61,346
1977*	Dallas	Dallas, 37-7	62,920
1979	Dallas	Dallas, 24-20	64,056
1981	Dallas	Dallas, 10-9	63,499
1984	Chicago	Dallas, 23-14	63,623
1985	Dallas	Chicago, 44-0	63,855
1986	Dallas	Chicago, 24-10	57,256

\*NFC Divisional Playoffs



# Cleveland Browns

(Dallas Leads Series, 15-9)

Year	Site	Winner-Score	Att.
1960	Dallas	Cleve., 48-7	28,500
1961	Cleve.	Cleve., 25-7	43,638
1961	Dallas	Cleve., 38-17	23,500
1962	Cleve.	Cleve., 19-10	44,040
1962	Dallas	Dallas, 45-21	24,226
1963	Dallas	Cleve., 41-24	28,710
1963	Cleve.	Cleve., 27-17	55,096
1964	Cleve.	Cleve., 27-6	72,062
1964	Dallas	Cleve., 20-16	37,456
1965	Cleve.	Cleve., 23-17	80,451
1965	Dallas	Cleve., 24-17	76,251
1966	Cleve.	Cleve., 30-21	84,721
1966	Dallas	Dallas, 26-14	80,259
1967	Cleve.	Dallas, 21-14	81,039
1967*	Dallas	Dallas, 52-14	70,786
1968	Dallas	Dallas, 28-7	68,733
1968*	Cleve.	Cleve., 31-20	81,497
1969	Cleve.	Cleve., 42-10	84,850
1969*	Dallas	Cleve., 38-14	69,321
1970	Cleve.	Dallas, 6-2	75,458
1974	Dallas	Dallas, 41-17	48,754
1979	Cleve.	Cleve., 26-7	80,123
1982	Dallas	Dallas, 31-14	46,267
1985	Dallas	Dallas, 20-7	61,456

\*Eastern Conference Championship Game

# Denver Broncos

(Dallas Leads Series, 3-2)

Year	Site	Winner-Score	Att.
1973	Denver	Dallas, 22-10	51,706
1977	Dallas	Dallas, 14-6	63,752
1978*	N. Orleans	Dallas, 27-10	76,400
1980	Denver	Denver, 41-20	74,919
1986	Denver	Denver, 29-14	76,082

\*Super Bowl XII, Jan. 15, 1978

# Detroit Lions

(Dallas Leads Series, 7-3)

Year	Site	Winner-Score	Att.
1960	Detroit	Detroit, 23-14	43,272
1963	Dallas	Dallas, 17-14	27,262
1968	Dallas	Dallas, 59-13	61,382
1970*	Dallas	Dallas, 5-0	73,167
1972	Dallas	Dallas, 28-24	65,378
1975	Detroit	Dallas, 36-10	79,784
1977	Dallas	Dallas, 37-0	63,160

Continued

Detroit Lions Cont.

1981	Detroit	Detroit, 27-24	79,694
1985	Detroit	Detroit, 26-21	72,985
1986	Detroit	Dallas, 31-7	73,812

1987 Nov. 8 at Detroit

\*Divisional Playoff Game

## DETROIT LIONS

### '86 Results (5-11)

13	@ Minnesota
7	DALLAS
20	Tampa Bay
21	@ Cleveland
24	Houston
21	@ Green Bay
10	@ L.A. Rams
7	@ Chicago
17	Cincinnati
10	Minnesota
13	@ Philadelphia
38	@ Tampa Bay
40	Green Bay
17	@ Pittsburgh
13	Chicago
6	Atlanta
277	

### '87 Schedule

Sept. 13	@ Minn.
Sept. 20	@ Raiders
Sept. 27	Chicago
Oct. 4	—Tampa Bay
Oct. 11	—@ G. Bay
Oct. 18	—Seattle
Oct. 25	—G. Bay
Nov. 1	—@ Denver
Nov. 8	—DALLAS
Nov. 15	—@ Wash.
Nov. 22	—@ Chicago
Nov. 26	—Kansas City
Dec. 6	—L.A. Rams
Dec. 13	—@ T. Bay
Dec. 20	—Minnesota
Dec. 27	—@ Atlanta

326

# Green Bay Packers

(Green Bay Leads Series, 8-5)

Year	Site	Winner-Score	Att.
1960	Green Bay	Gr. Bay, 41-7	32,294
1964	Dallas	Gr. Bay, 45-21	44,975
1965	Milw.	Gr. Bay, 13-3	48,311
1966*	Dallas	Gr. Bay, 34-27	75,504
1967*	Green Bay	Gr. Bay, 21-17	50,861
1968	Dallas	Gr. Bay, 28-17	74,604
1970	Dallas	Dallas, 16-3	67,182
1972	Milw.	Gr. Bay, 16-14	47,103
1975	Dallas	Gr. Bay, 19-17	64,934
1978	Milw.	Dallas, 42-14	55,256
1980	Milw.	Dallas, 28-7	54,776
1982**	Dallas	Dallas, 37-26	63,972
1984	Dallas	Dallas, 20-6	64,222

\*NFL Championship Game

\*\*Super Bowl Tournament

# Houston Oilers

(Dallas Leads Series, 4-1)

Year	Site	Winner-Score	Att.
1970	Dallas	Dallas, 52-10	50,504
1974	Houston	Dallas, 10-0	49,775
1979	Dallas	Houston, 30-24	63,897
1982	Houston	Dallas, 37-7	51,808

# Indianapolis Colts

(Dallas Leads Series, 6-3)

Year	Site	Winner-Score	Att.
1960	Dallas	Balt., 45-7	25,500
1967	Balt.	Balt., 23-17	60,238
1969	Dallas	Dallas, 27-10	63,191
1970†	Miami	Balt., 16-13	80,055
1972	Balt.	Dallas, 21-0	58,992
1976	Dallas	Dallas, 30-27	64,237
1978	Dallas	Dallas, 38-0	64,224
1981	Balt.	Dallas, 37-13	54,871
1984	Dallas	Dallas, 22-3	58,724

†Super Bowl Jan. 17, 1971

# Kansas City Chiefs

(Dallas Leads Series, 2-1)

Year	Site	Winner-Score	Att.
1970	Kan. City	Dallas, 27-16	51,158
1975	Dallas	Kan. City, 34-31	63,539
1983	Dallas	Dallas, 41-21	64,103

# L. A. Rams

(Rams Lead Series, 11-10)

Year	Site	Winner-Score	Att.
1960	Dallas	L.A., 38-13	16,000
1962	L.A.	Dallas, 27-17	26,907
1967	Dallas	L.A., 35-13	75,229
1969	L.A.	L.A., 24-23	79,105
1971	Dallas	Dallas, 28-21	66,595
1973	L.A.	L.A., 37-31	81,428
1973†	Dallas	Dallas, 27-16	64,291
1975	Dallas	Dallas, 18-7	49,091
1975‡	L.A.	Dallas, 37-7	84,483
1976†	Dallas	L.A., 14-12	62,436
1978	L.A.	L.A., 27-14	65,749
1978‡	L.A.	Dallas, 28-0	67,470
1979	Dallas	Dallas, 30-6	64,462
1979†	Dallas	L.A., 21-19	64,792
1980	L.A.	L.A., 38-14	62,548
1980§	Dallas	Dallas, 34-13	64,533
1981	Dallas	Dallas, 29-17	64,649
1983§	Dallas	L.A., 24-17	43,521
1984	L.A.	Dallas, 20-13	65,403
1985†	L.A.	L.A., 20-0	66,351
1986	L.A.	L.A., 29-10	64,949

1987 Dec. 21 at Los Angeles

§Wild Card Game

†Divisional Playoff Game

‡NFC Championship Game

L. A. Rams Cont.

## LOS ANGELES RAMS

### '86 Results (10-6)

16	@ St. Louis	10
16	San Francisco	13
24	@ Indianapolis	7
20	@ Philadelphia	34
26	Tampa Bay (OT)	20
14	@ Atlanta	26
14	Detroit	10
14	Atlanta	7
20	@ Chicago	17
0	@ New Orleans	6
28	New England	30
26	New Orleans	13
17	@ N.Y. Jets	3
29	DALLAS	10
31	Miami (OT)	37
14	@ San Fran.	24
309		267

### '87 Schedule

Sept. 13	—@ Houston
Sept. 20	—Minn.
Sept. 27	—Cincinnati
Oct. 4	—@ N. Orleans
Oct. 11	—Pittsburgh
Oct. 18	—@ Atlanta
Oct. 26	—@ Cleve.
Nov. 1	—S. Francisco
Nov. 8	—N. Orleans
Nov. 15	—@ St. Louis
Nov. 23	—@ Wash.
Nov. 29	—T. Bay
Dec. 6	—@ Detroit
Dec. 13	—Atlanta
Dec. 21	—DALLAS
Dec. 27	—@ S. Fran.

# L.A. Raiders

(Raiders Lead Series, 3-1)

Year	Site	Winner-Score	Att.
1974	Oakland	Oakland, 27-23	45,850
1980	Oakland	Dallas, 19-13	53,194
1983	Dallas	L.A., 40-38	64,991
1986	Dallas	L.A., 17-13	61,706





# Miami Dolphins

(Miami Leads Series, 3-2)

Year	Site	Winner-Score	Att.
1971*	N. Orleans	Dallas, 24-3	81,035
1973	Dallas	Miami, 14-7	64,100
1978	Miami	Miami, 23-16	69,414
1981	Dallas	Dallas, 28-27	64,221
1984	Miami	Miami, 28-21	74,139

1987 Nov. 22 at Dallas

\*Super Bowl VI, Jan. 16, 1972

## MIAMI DOLPHINS

### '86 Results (8-8)

28	@ San Diego	50
30	Indianapolis	10
45	@ N.Y. J. (OT)	51
16	San Francisco	31
7	@ New England	34
27	Buffalo	14
28	L.A. Raiders	30
17	@ Indianapolis	13
28	Houston	7
16	@ Cleveland	26
34	@ Buffalo	24
45	N.Y. Jets	3
14	Atlanta	20
31	@ New Orleans	27
37	@ Rams (OT)	31
27	New England	34
430		405

### '87 Schedule

Sept. 13	@ N. Eng.
Sept. 20	@ Indpls.
Sept. 27	N.Y. Gts.
Oct. 4	@ Seattle
Oct. 11	Kansas City
Oct. 18	@ N.Y. Jets
Oct. 25	Buffalo
Nov. 1	Pittsburgh
Nov. 8	@ Cincinnati
Nov. 15	Indianapolis
Nov. 22	@ DALLAS
Nov. 29	@ Buffalo
Dec. 7	N.Y. Jets
Dec. 13	@ Phila.
Dec. 20	Washington
Dec. 28	N. England



# Minnesota Vikings

(Dallas Leads Series, 10-5)

Year	Site	Winner-Score	Att.
1961	Dallas	Dallas, 21-7	20,500
1961	Minn.	Dallas, 28-0	33,070
1966	Dallas	Dallas, 28-17	64,116
1968	Dallas	Dallas, 20-7	47,644
1970	Minn.	Minn., 54-13	47,900
1971*	Minn.	Dallas, 20-12	49,100
1973†	Dallas	Minn., 27-10	64,524
1974	Dallas	Minn., 23-21	57,847
1975*	Minn.	Dallas, 17-14	48,341
1977	Minn.	Dallas, 16-10(OT)	47,678
1977†	Dallas	Dallas, 23-6	61,968
1978	Dallas	Minn., 21-10	61,848
1979	Minn.	Dallas, 36-20	47,572
1982	Minn.	Minn., 31-27	60,007
1983	Minn.	Dallas, 37-24	60,774

1987 Nov. 26 at Dallas

\*Divisional Playoff Game

†NFC Championship Game

## MINNESOTA VIKINGS

### '86 Results (9-7)

10	Detroit	13
23	@ Tampa Bay	10
31	Pittsburgh	7
42	Green Bay	7
0	@ Chicago	23
27	@ S. Fran. (OT)	24
23	Chicago	7
20	Cleveland	23
38	@ Wash. (OT)	44
24	@ Detroit	10
20	N.Y. Giants	22
20	@ Cincinnati	24
45	Tampa Bay	13
32	@ Green Bay	6
10	@ Houston	23
33	New Orleans	17
398		273

### '87 Schedule

Sept. 13	Detroit
Sept. 20	@ Rams
Sept. 27	@ K. City
Oct. 4	Green Bay
Oct. 11	@ Chicago
Oct. 18	Tampa Bay
Oct. 25	Denver
Nov. 1	@ Seattle
Nov. 8	L.A. Raiders
Nov. 15	@ T. Bay
Nov. 22	Atlanta
Nov. 26	@ DALLAS
Dec. 6	Chicago
Dec. 13	@ G. Bay
Dec. 20	@ Detroit
Dec. 26	Washington

# New England Patriots

(Dallas Leads Series, 5-0)

Year	Site	Winner-Score	Att.
1971	Dallas	Dallas, 44-21	65,708
1975	N. Eng.	Dallas, 34-31	60,905
1978	Dallas	Dallas, 17-10	63,263
1981	N. Eng.	Dallas, 35-21	60,311
1984	Dallas	Dallas, 20-17	55,341

1987 Nov. 15 at New England

Continued

New England Patriots Cont.

NEW ENGLAND PATRIOTS			
'86 Results (11-5)		'87 Schedule	
33	Indianapolis	3	Sept. 13—Miami
20	@ N.Y. Jets	6	Sept. 21—@ Jets
31	Seattle	38	Sept. 27—@ Wash.
21	@ Denver	27	Oct. 4—Cleveland
34	Miami	7	Oct. 11—Buffalo
24	N.Y. Jets	31	Oct. 18—@ Houston
34	@ Pittsburgh	0	Oct. 25—@ Indpls.
23	@ Buffalo	3	Nov. 1—L.A. Raiders
25	Atlanta	17	Nov. 8—@ Giants
30	@ Indianapolis	21	Nov. 15—DALLAS
30	@ L.A. Rams	28	Nov. 22—Indpls.
22	Buffalo	19	Nov. 29—Phila.
21	@ New Orleans	20	Dec. 6—@ Denver
7	Cincinnati	31	Dec. 13—N.Y. Jets
24	San Francisco	29	Dec. 20—@ Buffalo
34	@ Miami	27	Dec. 28—@ Miami
412		307	

## New Orleans Saints

(Dallas Leads Series, 11-1)

Year	Site	Winner-Score	Att.
1967	Dallas	Dallas, 14-10	52,562
1967	N. O.	Dallas, 27-10	83,437
1968	N. O.	Dallas, 17-3	84,728
1969	N. O.	Dallas, 21-17	79,567
1969	Dallas	Dallas, 33-17	68,282
1971	N. O.	N. O., 24-14	83,088
1973	Dallas	Dallas, 40-3	53,972
1976	N. O.	Dallas, 24-6	61,413
1978	Dallas	Dallas, 27-7	57,920
1982	Dallas	Dallas, 21-7	64,506
1983	Dallas	Dallas, 21-20	62,136
1984	Dallas	Dallas, 30-27(OT)	50,966

## New York Giants

(Dallas Leads Series, 33-14-2)

Year	Site	Winner-Score	Att.
1960	New York	Tie, 31-31	55,033
1961	Dallas	New York, 31-10	41,500
1961	New York	Dallas, 17-16	60,254
1962	Dallas	New York, 41-10	45,668
1962	New York	New York, 41-31	62,694
1963	New York	New York, 37-21	62,889
1963	Dallas	New York, 34-27	29,635
1964	Dallas	Tie, 13-13	33,225
1964	New York	Dallas, 31-21	63,031
1965	Dallas	Dallas, 31-2	59,366
1965	New York	Dallas, 38-20	62,871
1966	Dallas	Dallas, 52-7	60,010
1966	New York	Dallas, 17-7	62,735
1967	Dallas	Dallas, 38-24	66,209
1968	Dallas	New York, 27-21	72,163
1968	New York	Dallas, 28-10	62,617
1969	Dallas	Dallas, 25-3	58,964
1970	Dallas	Dallas, 28-10	57,236
1970	New York	New York, 23-20	62,938

New York Giants Cont.

1971	Dallas	Dallas, 20-13	68,378
1971	New York	Dallas, 42-14	62,815
1972	New York	Dallas, 23-14	62,725
1972	Dallas	New York, 23-3	64,602
1973	Dallas	Dallas, 45-28	64,898
1973	N. Haven	Dallas, 23-10	70,128
1974	Dallas	New York, 14-6	46,353
1974	N. Haven	Dallas, 21-7	61,191
1975	New York	Dallas, 13-7	56,511
1975	Dallas	Dallas, 14-3	53,329
1976	New York	Dallas, 24-14	76,042
1976	Dallas	Dallas, 9-3	58,870
1977	Dallas	Dallas, 41-21	64,215
1977	New York	Dallas, 24-10	74,532
1978	New York	Dallas, 34-24	73,265
1978	Dallas	Dallas, 24-3	64,869
1979	New York	Dallas, 16-14	76,490
1979	Dallas	Dallas, 28-7	63,787
1980	Dallas	Dallas, 24-3	59,126
1980	New York	New York, 38-35	68,343
1981	Dallas	Dallas, 18-10	63,449
1981	New York	N.Y., 13-10 (OT)	73,009
1983	Dallas	Dallas, 28-13	62,347
1983	New York	Dallas, 38-20	76,142
1984	New York	New York, 28-7	75,921
1984	Dallas	New York, 19-7	60,235
1985	New York	Dallas, 30-29	74,981
1985	Dallas	Dallas, 28-21	62,310
1986	Dallas	Dallas, 31-28	59,804
1986	New York	New York, 17-14	74,871

1987 Sept. 20 at New York

1987 Nov. 2 at Dallas

N.Y. GIANTS			
'86 Results (14-2)		'87 Schedule	
28	@ DALLAS	31	Sept. 14—@ Chicago
20	San Diego	7	Sept. 20—DALLAS
14	@ L.A. Raiders	9	Sept. 27—@ Miami
20	New Orleans	17	Oct. 5—San Fran.
13	@ St. Louis	6	Oct. 11—Washington
35	Philadelphia	3	Oct. 18—@ Buffalo
12	@ Seattle	17	Oct. 25—St. Louis
27	Washington	20	Nov. 2—@ DALLAS
17	DALLAS	14	Nov. 8—N. England
17	@ Philadelphia	14	Nov. 15—@ Phila.
22	@ Minnesota	20	Nov. 22—@ N. Ori.
19	Denver	16	Nov. 29—@ Wash.
21	@ San Francisco	17	Dec. 6—Philadelphia
24	@ Washington	14	Dec. 13—@ St. Louis
27	St. Louis	7	Dec. 19—Green Bay
55	Green Bay	24	Dec. 27—N.Y. Jets
371		236	

## New York Jets

(Dallas Leads Series, 3-0)

Year	Site	Winner-Score	Att.
1971	Dallas	Dallas, 52-10	66,689
1975	New York	Dallas, 31-21	37,279
1978	New York	Dallas, 30-7	52,532

1987 Oct. 4 at New York

Continued

Continued

New York Jets Cont.

NEW YORK JETS			
<b>'86 Results (10-6)</b>		<b>'87 Schedule</b>	
28 @ Buffalo	24	Sept. 13—@ Buffalo	
6 New England	20	Sept. 21—N. England	
51 Miami (OT)	45	Sept. 27—@ Pitts.	
26 @ Indianapolis	7	Oct. 4—DALLAS	
14 Buffalo	13	Oct. 11—@ Indpls.	
31 @ New England	24	Oct. 18—Miami	
22 Denver	10	Oct. 25—@ Wash.	
28 New Orleans	23	Nov. 1—Indpls.	
38 @ Seattle	7	Nov. 9—Seattle	
28 @ Atlanta	14	Nov. 15—@ K. City	
31 Indianapolis	16	Nov. 22—Buffalo	
3 @ Miami	45	Nov. 29—Cincinnati	
10 L.A. Rams	17	Dec. 7—@ Miami	
10 @ San Francisco	24	Dec. 13—@ N. Eng.	
24 Pittsburgh	45	Dec. 20—Phila.	
21 @ Cincinnati	52	Dec. 27—@ Giants	
364	386		

## Philadelphia Eagles

(Dallas Leads Series, 35-18)

Year	Site	Winner-Score	Att.
1960	Dallas	Phil., 27-25	18,500
1961	Dallas	Phil., 43-7	25,000
1961	Phil.	Phil., 35-13	60,127
1962	Dallas	Dallas, 41-19	18,645
1962	Phil.	Phil., 28-14	58,070
1963	Phil.	Phil., 24-21	60,671
1963	Dallas	Dallas, 27-20	23,694
1964	Dallas	Phil., 17-14	55,972
1964	Phil.	Phil., 24-14	60,671
1965	Dallas	Phil., 35-24	56,249
1965	Phil.	Dallas, 21-19	54,714
1966	Dallas	Dallas, 56-7	69,372
1966	Phil.	Phil., 24-23	60,658
1967	Phil.	Phil., 21-14	60,740
1967	Dallas	Dallas, 38-17	55,834
1968	Phil.	Dallas, 45-13	60,858
1968	Dallas	Dallas, 34-14	72,083
1969	Phil.	Dallas, 38-7	60,658
1969	Dallas	Dallas, 49-14	71,509
1970	Phil.	Dallas, 17-7	59,728
1970	Dallas	Dallas, 21-17	55,736
1971	Phil.	Dallas, 42-7	65,358
1971	Dallas	Dallas, 20-7	60,178
1972	Dallas	Dallas, 28-6	55,850
1972	Phil.	Dallas, 28-7	65,720
1973	Phil.	Phil., 30-16	65,954
1973	Dallas	Dallas, 31-10	61,985
1974	Phil.	Phil., 13-10	64,088
1974	Dallas	Dallas, 31-24	43,586
1975	Phil.	Dallas, 20-17	64,889
1975	Dallas	Dallas, 27-17	57,893
1976	Dallas	Dallas, 27-7	54,052
1976	Phil.	Dallas, 26-7	55,072
1977	Phil.	Dallas, 16-10	65,507
1977	Dallas	Dallas, 24-14	60,289
1978	Dallas	Dallas, 14-7	60,525

Continued

Philadelphia Eagles Cont.

1978	Phil.	Dallas, 31-13	64,667
1979	Dallas	Phil., 31-21	62,417
1979	Phil.	Dallas, 24-17	71,434
1980	Phil.	Phil., 17-10	70,696
1980	Dallas	Dallas, 35-27	62,548
1981†	Phil.	Phil., 20-7	46,199
1981	Phil.	Dallas, 17-14	72,111
1981	Dallas	Dallas, 21-10	64,955
1982	Dallas	Phil., 24-20	46,199
1983	Dallas	Dallas, 37-7	63,070
1983	Phil.	Dallas, 27-20	71,236
1984	Dallas	Dallas, 23-17	64,521
1984	Phil.	Dallas, 26-10	66,322
1985	Phil.	Phil., 16-14	70,114
1985	Dallas	Dallas, 34-17	54,047
1986	Phil.	Dallas, 17-14	68,572
1986	Dallas	Phil., 23-21	46,117

1987 Oct. 11 at Dallas  
 1987 Oct. 25 at Philadelphia  
 †NFC Championship Game

PHILADELPHIA EAGLES			
<b>'86 Results (5-10-1)</b>		<b>'87 Schedule</b>	
14 @ Washington	41	Sept. 13—@ Wash.	
10 @ Chicago (OT)	13	Sept. 20—N. Ori.	
7 Denver	33	Sept. 27—@ S. Fran.	
34 L.A. Rams	20	Oct. 4—Chicago	
16 @ Atlanta	0	Oct. 11—@ DALLAS	
3 @ N.Y. Giants	35	Oct. 18—@ G. Bay	
14 DALLAS	17	Oct. 25—DALLAS	
23 San Diego	7	Nov. 1—@ St. Louis	
10 @ St. Louis	13	Nov. 8—Wash.	
14 N.Y. Giants	17	Nov. 15—Giants	
11 Detroit	13	Nov. 22—St. Louis	
20 @ Seattle	24	Nov. 29—@ N. Eng.	
33 @ Raiders (OT)	27	Dec. 6—@ Giants	
10 St. Louis (OT)	10	Dec. 13—Miami	
23 @ DALLAS	21	Dec. 20—@ Jets	
14 Washington	21	Dec. 27—Buffalo	
256	312		

## Pittsburgh Steelers

(Pittsburgh Leads Series, 12-11)

Year	Site	Winner-Score	Att.
1960	Dallas	Pitts., 35-28	30,000
1961	Dallas	Dallas, 27-24	23,500
1961	Pitts.	Pitts., 37-7	17,519
1962	Dallas	Pitts., 30-28	19,478
1962	Pitts.	Dallas, 42-27	23,106
1963	Pitts.	Pitts., 27-21	19,047
1963	Dallas	Pitts., 24-19	24,136
1964	Pitts.	Pitts., 23-17	35,594
1964	Dallas	Dallas, 17-14	35,271
1965	Pitts.	Pitts., 22-13	37,804
1965	Dallas	Dallas, 24-17	57,293

Continued



## Pittsburgh Steelers Cont.

1966	Dallas	Dallas, 52-21	58,453
1966	Pitts.	Dallas, 20-7	42,185
1967	Pitts.	Dallas, 24-21	39,641
1968	Dallas	Dallas, 28-7	55,069
1969	Pitts.	Dallas, 10-7	24,990
1972	Dallas	Dallas, 17-13	65,682
1975*	Miami	Pitts., 21-17	80,187
1977	Pitts.	Pitts., 28-13	49,761
1978†	Miami	Pitts., 35-31	78,656
1979	Pitts.	Pitts., 14-3	50,199
1982	Dallas	Pitts., 36-28	63,431
1985	Dallas	Dallas, 27-13	62,932

\*Super Bowl X, Jan. 18, 1976

†Super Bowl XIII, Jan. 21, 1979

## St. Louis Cardinals

(Dallas Leads Series, 31-17-1)

Year	Site	Winner-Score	Att.
1960	St. Louis	St. Louis, 12-10	23,128
1961	Dallas	St. Louis, 31-17	20,500
1961	St. Louis	St. Louis, 31-13	15,384
1962	Dallas	St. Louis, 28-24	16,027
1962	St. Louis	St. Louis, 52-20	14,201
1963	Dallas	St. Louis, 34-7	36,432
1963	St. Louis	Dallas, 28-24	12,695
1964	Dallas	St. Louis, 16-6	36,605
1964	St. Louis	Dallas, 31-13	28,253
1965	St. Louis	St. Louis, 20-13	32,034
1965	Dallas	Dallas, 27-13	38,499
1966	St. Louis	Tie, 10-10	50,673
1966	Dallas	Dallas, 31-17	76,965
1967	Dallas	Dallas, 46-21	68,787
1968	Dallas	Dallas, 27-10	48,296
1969	Dallas	Dallas, 24-3	62,134
1970	St. Louis	St. Louis, 20-7	50,780
1970	Dallas	St. Louis, 38-0	69,323
1971	St. Louis	Dallas, 16-13	50,486
1971	Dallas	Dallas, 31-12	66,672
1972	Dallas	Dallas, 33-24	65,218
1972	St. Louis	Dallas, 27-6	49,787
1973	Dallas	Dallas, 45-10	64,729
1973	St. Louis	Dallas, 40-3	43,946
1974	St. Louis	St. Louis, 31-28	49,885
1974	Dallas	Dallas, 17-14	64,146
1975	Dallas	Dallas, 37-31	52,417
1975	St. Louis	St. Louis, 31-17	49,701
1976	St. Louis	St. Louis, 21-17	50,317
1976	Dallas	Dallas, 19-14	62,498
1977	St. Louis	Dallas, 30-24	50,129
1977	Dallas	St. Louis, 24-17	64,038
1978	Dallas	Dallas, 21-12	62,760
1978	St. Louis	Dallas, 24-21(OT)	48,991
1979	St. Louis	Dallas, 22-21	50,855
1979	Dallas	Dallas, 22-13	64,300
1980	St. Louis	Dallas, 27-24	50,701
1980	Dallas	Dallas, 31-21	52,567

## St. Louis Cardinals Cont.

1981	Dallas	Dallas, 30-17	63,602
1981	St. Louis	St. Louis, 20-17	49,777
1982	St. Louis	Dallas, 24-7	50,705
1983	St. Louis	Dallas, 34-17	48,532
1983	Dallas	Dallas, 35-17	60,764
1984	Dallas	St. Louis, 31-20	61,438
1984	St. Louis	Dallas, 24-17	48,721
1985	St. Louis	St. Louis, 21-10	49,347
1985	Dallas	Dallas, 35-17	54,125
1986	St. Louis	Dallas, 31-7	49,077
1986	Dallas	Dallas, 37-6	60,756

1987 Sept. 13 at St. Louis

1987 Dec. 27 at Dallas

## ST. LOUIS CARDINALS

'86 Results (4-11-1)		'87 Schedule	
10	L.A. Rams	16	Sept. 13—DALLAS
13	@ Atlanta	33	Sept. 20—@ S. Diego
10	@ Buffalo	17	Sept. 27—Indpls.
7	DALLAS	31	Oct. 4—@ Wash.
6	N.Y. Giants	13	Oct. 11—N. Ori.
30	@ Tampa Bay	19	Oct. 18—@ S. Fran.
21	@ Washington	28	Oct. 25—@ N.Y. Gts.
6	@ DALLAS	37	Nov. 1—Philadelphia
13	Philadelphia	10	Nov. 8—Tampa Bay
17	@ San Francisco	43	Nov. 15—L.A. Rams
7	New Orleans	16	Nov. 22—@ Phila.
23	Kansas City	14	Nov. 29—@ Atlanta
17	Washington	20	Dec. 6—Washington
10	@ Phila. (OT)	10	Dec. 13—Giants
7	@ N.Y. Giants	27	Dec. 20—@ T. Bay
21	Tampa Bay	17	Dec. 27—@ DALLAS
218		351	

## San Francisco 49ers

(Series Tied, 8-8-1)

Year	Site	Winner-Score	Att.
1960	Dallas	San Fran., 26-14	10,000
1963	San Fran.	San Fran., 31-24	29,563
1965	Dallas	Dallas, 39-31	33,677
1967	San Fran.	San Fran., 24-16	27,182
1969	Dallas	Tie, 24-24	62,348
1970*	San Fran.	Dallas, 17-10	59,625
1971†	Dallas	Dallas, 14-3	66,311
1972	Dallas	San Fran., 31-10	65,124
1972*	San Fran.	Dallas, 30-28	61,214
1974	Dallas	Dallas, 20-14	50,018
1977	San Fran.	Dallas, 42-35	55,848
1979	San Fran.	Dallas, 21-13	56,728
1980	Dallas	Dallas, 59-14	63,399
1981	San Fran.	San Fran., 45-14	57,574
1981†	San Fran.	San Fran., 28-27	60,525
1983	San Fran.	San Fran., 42-17	59,957
1985	San Fran.	San Fran., 31-16	60,114

\*Divisional Playoff Game

†NFC Championship Game

Continued

# San Diego Chargers

(Dallas Leads Series, 3-1)

Year	Site	Winner-Score	Att.
1972	San Diego	Dallas, 34-28	54,476
1980	Dallas	Dallas, 42-31	60,639
1983	San Diego	San Diego, 24-23	46,192
1986	San Diego	Dallas, 24-21	55,622

# Seattle Seahawks

(Dallas Leads Series, 3-1)

Year	Site	Winner-Score	Att.
1976	Seattle	Dallas, 28-13	62,027
1980	Dallas	Dallas, 51-7	57,540
1983	Seattle	Dallas, 35-10	63,352
1986	Dallas	Seattle, 31-14	58,023

# Tampa Bay Buccaneers

(Dallas Leads Series, 6-0)

Year	Site	Winner-Score	Att.
1977	Dallas	Dallas, 23-7	55,316
1980	Dallas	Dallas, 28-17	62,750
1981*	Dallas	Dallas, 38-0	64,848
1982	Dallas	Dallas, 14-9	49,578
1982**	Dallas	Dallas, 30-17	65,042
1983	Dallas	Dallas, 27-24(OT)	63,308

\*Divisional Playoff

\*\*Super Bowl Tournament

# Washington Redskins

(Dallas Leads Series, 31-21-2)

Year	Site	Winner-Score	Att.
1960	Wash.	Wash., 26-14	21,142
1961	Dallas	Tie, 28-28	17,500
1961	Wash.	Wash., 34-24	21,451
1962	Dallas	Tie, 35-35	15,730
1962	Wash.	Dallas, 38-10	49,888
1963	Wash.	Wash., 21-17	40,101
1963	Dallas	Dallas, 35-20	18,838
1964	Dallas	Dallas, 24-18	25,158
1964	Wash.	Wash., 28-16	49,219
1965	Dallas	Dallas, 27-7	61,577
1965	Wash.	Wash., 34-31	50,205
1966	Wash.	Dallas, 31-30	50,927
1966	Dallas	Wash., 34-31	64,198
1967	Wash.	Dallas, 17-14	50,566
1967	Dallas	Wash., 27-20	75,538

Continued

Washington Redskins Cont.

1968	Dallas	Dallas, 29-20	66,076
1968	Wash.	Dallas, 44-24	50,816
1969	Wash.	Dallas, 41-28	50,474
1969	Dallas	Dallas, 20-10	56,924
1970	Wash.	Dallas, 45-21	50,415
1970	Dallas	Dallas, 34-0	57,936
1971	Dallas	Wash., 20-16	72,000
1971	Wash.	Dallas, 13-0	53,041
1972	Wash.	Wash., 24-20	53,039
1972	Dallas	Dallas, 34-24	65,136
1972*	Wash.	Wash., 26-3	53,129
1973	Wash.	Wash., 14-7	54,314
1973	Dallas	Dallas, 27-7	64,458
1974	Wash.	Wash., 28-21	54,395
1974	Dallas	Dallas, 24-23	63,243
1975	Wash.	Wash., 30-24 (OT)	55,004
1975	Dallas	Dallas, 31-10	61,091
1976	Wash.	Dallas, 20-7	55,004
1976	Dallas	Wash., 27-14	59,916
1977	Dallas	Dallas, 34-16	62,115
1977	Wash.	Dallas, 14-7	55,031
1978	Wash.	Wash., 9-5	55,031
1978	Dallas	Dallas, 37-10	64,905
1979	Wash.	Wash., 34-20	55,031
1979	Dallas	Dallas, 35-34	62,867
1980	Wash.	Dallas, 17-3	55,045
1980	Dallas	Dallas, 14-10	58,809
1981	Wash.	Dallas, 26-10	55,045
1981	Dallas	Dallas, 24-10	64,583
1982	Wash.	Dallas, 24-10	54,633
1982*	Wash.	Wash., 31-17	55,045
1983	Wash.	Dallas, 31-30	55,045
1983	Dallas	Wash., 31-10	65,074
1984	Wash.	Wash., 34-14	55,431
1984	Dallas	Wash., 30-28	64,286
1985	Dallas	Dallas, 44-14	62,292
1985	Wash.	Dallas, 13-7	55,750
1986	Dallas	Dallas, 30-6	63,264
1986	Wash.	Wash., 41-14	55,642

1987 Oct. 19 at Dallas

1987 Dec. 13 at Washington

\*NFC Championship Game

## WASHINGTON REDSKINS

'86 Results (12-4)		'87 Schedule	
41	Philadelphia 14	Sept. 13—Phila.	
10	L.A. Raiders 6	Sept. 20—@ Atlanta	
30	@ San Diego 27	Sept. 27—N. Eng.	
19	Seattle 14	Oct. 4—St. Louis	
14	@ New Orleans 6	Oct. 11—@ N.Y. Gts.	
6	@ DALLAS 30	Oct. 19—@ DALLAS	
28	St. Louis 21	Oct. 25—N.Y. Jets	
20	@ N.Y. Giants 27	Nov. 1—@ Buffalo	
44	Minnesota 38	Nov. 8—@ Phila.	
16	@ Green Bay 7	Nov. 15—Detroit	
14	San Francisco 6	Nov. 23—L.A. Rams	
41	DALLAS 14	Nov. 29—N.Y. Gts.	
20	@ St. Louis 17	Dec. 6—@ St. Louis	
14	N.Y. Giants 24	Dec. 13—DALLAS	
30	@ Denver 31	Dec. 20—@ Miami	
21	@ Phila. 14	Dec. 26—@ Minn.	
368	296		

# The 1986 Season At A Glance

## Cowboys 31, N.Y. Giants 28 At Dallas, September 8, 1986

N. Y. GIANTS.....	0	14	7	7	— 28
DALLAS.....	0	17	0	14	— 31

Cowboys — Dorsett 36 pass from D. White (Septien kick)

Cowboys — Walker 1 run (Septien kick)

Giants — B. Johnson 13 pass from Simms (Thomas kick)

Giants — Robinson 3 pass from Simms (Thomas kick)

Cowboys — FG Septien 35

Giants — Morris 2 run (Thomas kick)

Cowboys — Chandler 1 pass from D. White (Septien kick)

Giants — B. Johnson 44 pass from Simms (Thomas kick)

Cowboys — Walker 10 run (Septien kick)

Attendance — 59,804

	Giants	Cowboys
First Downs .....	24	22
Total Net Yards .....	376	378
Net Yards Rushing .....	116	113
Net Yards Passing .....	260	265
Passes .....	45-22	40-23
Passes Intercepted by .....	0	1
Punts-Average .....	7-45.7	8-43.5
Fumbles-Lost .....	2-1	2-2
Penalties-Yards .....	5-56	9-93

### Rushing

Giants — Morris, 20 for 87, 1 touchdown; Simms, 2 for 10; Rouson, 2 for 9; Carthon, 3 for 8; Galbreath, 1 for 2.

Cowboys — Walker, 10 for 64; Dorsett, 8 for 25; Newsome, 2 for 14; Lavette, 2 for 6; D. White, 1 for 4.

### Passing

Giants — Simms, 22 of 45 for 300 yards, 3 touchdowns, 1 interception.

Cowboys — D. White, 23 of 39 for 279 yards, 2 touchdowns; Pelluer, 0 of 1.

### Receiving

Giants — B. Johnson, 7 for 105, 2 touchdowns; Bavaro, 7 for 88; Robinson, 3 for 48, 1 touchdown; Manuel, 2 for 29; Galbreath, 2 for 11; Miller, 1 for 19.

Cowboys — Walker, 6 for 32; Hill, 5 for 107; Newsome, 5 for 22; Banks, 2 for 41; Cosbie, 2 for 24; Dorsett, 1 for 36, 1 touchdown; Sherrard, 1 for 16; Chandler, 1 for 1, 1 touchdown.

## Cowboys 31, Detroit 7

### At Detroit, September 14, 1986

DALLAS.....	0	17	0	14	— 31
DETROIT.....	0	0	0	7	— 7

Cowboys — Dorsett 5 run (Septien kick)

Cowboys — Newsome 15 pass from D. White (Septien kick)

Cowboys — FG Septien 27

Cowboys — D. White 1 run (Septien kick)

Cowboys — Walker 7 run (Septien kick)

Lions — Jones 1 run (Murray kick)

Attendance — 73,812

	Cowboys	Lions
First Downs .....	24	12
Total Net Yards .....	388	184
Net Yards Rushing .....	197	80
Net Yards Passing .....	191	104
Passes .....	32-21	28-14
Passes Intercepted by .....	0	2
Punts-Average .....	5-34.8	7-36.9
Fumbles-Lost .....	2-0	4-3
Penalties-Yards .....	5-35	8-70

### Rushing

Cowboys — Dorsett, 23 for 117, 1 touchdown; Walker, 6 for 51, 1 touchdown; Clack, 3 for 17; Newsome, 3 for 11; D. White, 1 for 1, 1 touchdown.

Lions — Jones, 14 for 46, 1 touchdown; James, 8 for 42; Black, 1 for -8.

### Passing

Cowboys — D. White, 20 of 31 for 184 yards, 1 touchdown, 2 interceptions; Pelluer, 1 of 1 for 18 yards.

Lions — Hipple, 10 of 16 for 91 yards; Ferguson, 4 of 12 for 32 yards.

### Receiving

Cowboys — Hill, 6 for 66; Walker, 5 for 35; Newsome, 4 for 34, 1 touchdown; Banks, 2 for 24; Cosbie, 2 for 21; Clack, 1 for 18; Dorsett, 1 for 4.

Lions — Jones, 5 for 17; Chadwick, 3 for 55; Bland, 2 for 22; Lewis, 2 for 17; Thompson, 1 for 12; James, 1 for 0.

## Atlanta 37, Cowboys 35

### At Dallas, September 21, 1986

ATLANTA.....	3	10	14	10	— 37
DALLAS.....	0	21	7	7	— 35

Falcons — FG Luckhurst 47

Cowboys — Chandler 4 pass from D. White (Septien kick)

Falcons — FG Luckhurst 33

Falcons — Pitts 22 fumble return (Luckhurst kick)

Cowboys — Newsome 2 run (Septien kick)

Cowboys — Newsome 2 pass from D. White (Septien kick)

Falcons — Whisenhunt 18 pass from Archer (Luckhurst kick)

Falcons — Butler 33 interception return (Luckhurst kick)

Cowboys — Hill 7 pass from D. White (Septien kick)

Cowboys — Sherrard 22 pass from D. White (Septien kick)

Falcons — Riggs 2 run (Luckhurst kick)

Falcons — FG Luckhurst 18

Attendance — 62,880



Falcons	Cowboys	
First Downs .....	26	22
Total Net Yards .....	420	415
Net Yards Rushing .....	187	152
Net Yards Passing .....	233	263
Passes .....	29-15	30-23
Passes Intercepted by .....	1	0
Punts-Average .....	1-55.0	2-44.5
Fumbles-Lost .....	1-1	3-3
Penalties-Yards .....	9-89	9-83

### Rushing

Falcons — Riggs, 25 for 109, 1 touchdown; Archer, 7 for 41; Austin, 3 for 18; Stamps, 2 for 13; Clark, 1 for 6.

Cowboys — Dorsett, 17 for 86; Walker, 6 for 55; D. White, 1 for 10; Newsome, 1 for 1, 1 touchdown.

### Passing

Falcons — Archer, 15 of 29 for 269 yards, 1 touchdown.

Cowboys — D. White, 23 of 30 for 280 yards, 4 touchdowns, 1 interception.

### Receiving

Falcons — C. Brown, 4 for 77; Dixon, 3 for 89; Whisenhunt, 2 for 39, 1 touchdown; Allen, 2 for 24; Cox, 2 for 22; K. Williams, 1 for 12; Austin, 1 for 6.

Cowboys — Dorsett, 6 for 43; Hill, 4 for 104, 1 touchdown; Newsome, 4 for 24, 1 touchdown; Sherrard, 2 for 53, 1 touchdown; Banks, 2 for 24; Cosbie, 2 for 17; Chandler, 2 for 12, 1 touchdown; Walker, 1 for 3.

## Cowboys 31, St. Louis 7

At St. Louis, September 29, 1986

DALLAS .....	7	3	7	14	—	31
ST. LOUIS .....	0	0	7	0	—	7

Cowboys — Sherrard 39 pass from D. White (Septien kick)

Cowboys — FG Septien 32

Cardinals — Anderson 10 run (Lee kick)

Cowboys — Hill 13 pass from D. White (Septien kick)

Cowboys — Walker 8 pass from D. White (Septien kick)

Cowboys — Fellows 34 interception return (Septien kick)

Attendance — 49,077

Cowboys	Cardinals	
First Downs .....	18	13
Total Net Yards .....	287	225
Net Yards Rushing .....	107	133
Net Yards Passing .....	180	92
Passes .....	29-16	34-14
Passes Intercepted by .....	4	2
Punts-Average .....	5-39.6	7-40.1
Fumbles-Lost .....	2-0	1-0
Penalties-Yards .....	4-30	5-34

### Rushing

Cowboys — Walker, 19 for 82; Newsome, 5 for 21; Clack, 1 for 2; Fowler, 1 for 1; D. White, 4 for 1.

Cardinals — Anderson, 16 for 65, 1 touchdown; Ferrell, 5 for 40; Lomax, 2 for 23; Wolfley, 3 for 5.

### Passing

Cowboys — D. White, 16 of 29 for 223 yards, 3 touchdowns, 2 interceptions.

Cardinals — Lomax, 14 of 33 for 112 yards, 4 interceptions; Arapostathis, 0 of 1.

### Receiving

Cowboys — Walker, 5 for 57, 1 touchdown; Banks, 4 for 49; Hill, 3 for 33, 1 touchdown; Newsome, 2 for 34; Sherrard, 1 for 39, 1 touchdown; Cosbie, 1 for 11.

Cardinals — Ferrell, 6 for 36; J. T. Smith, 4 for 42; Anderson, 2 for 35; Holman, 1 for 7; Sika-hema, 1 for -8.

## Denver 29, Cowboys 14

At Denver, October 5, 1986

DALLAS .....	0	0	7	7	—	14
DENVER .....	0	22	0	7	—	29

Broncos — Willhite 9 pass from Elway (Karlis kick)  
Broncos — Safety Jones tackled Pelluer in end-zone

Broncos — Willhite 1 run (Karlis kick)

Broncos — Willhite 15 pass from Elway (kick blocked)

Cowboys — Walker 3 run (Septien kick)

Broncos — Lang 12 pass from Elway (Karlis kick)

Cowboys — Newsome 4 pass from Pelluer (Septien kick)

Attendance — 76,082

Cowboys	Broncos	
First Downs .....	19	19
Total Net Yards .....	266	319
Net Yards Rushing .....	41	121
Net Yards Passing .....	225	198
Passes .....	44-24	25-12
Passes Intercepted by .....	0	3
Punts-Average .....	7-44.7	7-39.1
Fumbles-Lost .....	2-0	1-1
Penalties-Yards .....	11-70	8-66

### Rushing

Cowboys — Walker, 15 for 33, 1 touchdown; Newsome, 3 for 11; Pelluer, 1 for 3; Lavette, 2 for -6.

Broncos — Winder, 22 for 73; Willhite, 10 for 24, 1 touchdown; Elway, 3 for 22; Lang, 1 for 3; Sewell, 1 for -1.

## Passing

Cowboys — Pelluer, 24 of 44 for 271 yards, 1 touchdown, 3 interceptions.  
Broncos — Elway, 12 of 24 for 200 yards, 3 touchdowns; Willhite 0 of 1.

## Receiving

Cowboys — Newsome, 5 for 58, 1 touchdown; Banks, 5 for 40; Walker, 5 for 34; Hill 4 for 50; Sherrard, 3 for 64; Cosbie, 2 for 25.  
Broncos — Sampson, 3 for 54; Willhite, 3 for 36, 2 touchdowns; Sewell, 2 for 21; Jackson, 1 for 50; Watson, 1 for 16; Lang, 1 for 12, 1 touchdown; Kay, 1 for 11.

## Cowboys 30, Washington 6

At Dallas, October 12, 1986

WASHINGTON..... 0 0 6 0 — 6  
DALLAS..... 7 9 0 14 — 30

Cowboys — Walker 1 run (Septien kick)  
Cowboys — FG Septien 21  
Cowboys — FG Septien 38  
Cowboys — FG Septien 36  
Redskins — Rogers 2 run (kick failed)  
Cowboys — Sherrard 27 pass from Pelluer (Septien kick)  
Cowboys — Walker 1 run (Septien kick)

Attendance — 63,264

	Redskins	Cowboys
First Downs	14	25
Total Net Yards	184	424
Net Yards Rushing	71	106
Net Yards Passing	113	318
Passes	29-12	30-19
Passes Intercepted by	1	1
Punts-Average	4-48.5	3-48.0
Fumbles-Lost	3-2	1-1
Penalties-Yards	5-89	9-67

## Rushing

Redskins — Rogers, 14 for 58, 1 touchdown; Griffin, 3 for 15; Schroeder, 1 for -2.  
Cowboys — Walker, 13 for 45, 2 touchdowns; Dorsett, 18 for 22; Pelluer, 3 for 21; Newsome, 7 for 18.

## Passing

Redskins — Schroeder, 12 of 29 for 132 yards, 1 interception.  
Cowboys — Pelluer, 19 of 30 for 323 yards, 1 touchdown, 1 interception.

## Receiving

Redskins — Clark, 4 for 39; Monk, 4 for 30; Griffin, 2 for 34; Didier, 2 for 29.  
Cowboys — Walker, 6 for 155; Hill 5 for 69; Newsome, 3 for 33; Sherrard, 2 for 38, 1 touchdown; Cosbie, 2 for 17; Renfro, 1 for 11.

## Cowboys 17, Philadelphia 14

At Philadelphia, October 19, 1986

DALLAS..... 7 0 7 3 — 17  
PHILADELPHIA..... 0 0 7 7 — 14

Cowboys — Cosbie 22 pass from Pelluer (Septien kick)  
Eagles — Cunningham 14 run (McFadden kick)  
Cowboys — Dorsett 15 run (Septien kick)  
Eagles — Quick 15 pass from Cunningham (McFadden kick)  
Cowboys — FG Septien 38

Attendance — 68,572

	Cowboys	Eagles
First Downs	17	19
Total Net Yards	389	317
Net Yards Rushing	136	217
Net Yards Passing	253	100
Passes	36-20	25-11
Passes Intercepted by	0	2
Punts-Average	6-47.5	7-45.7
Fumbles-Lost	3-0	1-0
Penalties-Yards	6-47	5-38

## Rushing

Cowboys — Dorsett, 11 for 54, 1 touchdown; Pelluer, 4 for 43; Walker, 6 for 33; Newsome, 3 for 6.

Eagles — Tautalatasi, 9 for 76; Cunningham, 5 for 58, 1 touchdown; Haddix, 7 for 48; Byars, 3 for 22; Crawford, 6 for 13.

## Passing

Cowboys — Pelluer, 18 of 31 for 244 yards, 1 touchdown, 2 interceptions; D. White, 2 of 5 for 15 yards.  
Eagles — Cunningham, 8 of 15 for 127 yards, 1 touchdown; Cavanaugh, 3 of 10 for 32 yards.

## Receiving

Cowboys — Walker, 8 for 62; Hill, 4 for 82; Cosbie, 3 for 47, 1 touchdown; Newsome, 3 for 46; Sherrard, 1 for 13; Dorsett, 1 for 9.  
Eagles — Quick, 4 for 58, 1 touchdown; Jackson, 3 for 57; Spagnola, 2 for 13; Johnson, 1 for 24; Haddix, 1 for 7.

## Cowboys 37, St. Louis 6

At Dallas, October 26, 1986

ST. LOUIS..... 0 6 0 0 — 6  
DALLAS..... 6 21 10 0 — 37

Cowboys — FG Septien 44  
Cowboys — FG Septien 43  
Cardinals — FG Lee 35  
Cowboys — Sherrard 36 pass from D. White (Septien kick)  
Cowboys — Walker 19 run (Septien kick)  
Cowboys — Hill 20 pass from D. White (Septien kick)  
Cardinals — FG Lee 36  
Cowboys — Walker 4 run (Septien kick)  
Cowboys — FG Septien 47

Attendance — 60,756

	Cardinals	Cowboys
First Downs	11	30
Total Net Yards	200	445
Net Yards Rushing	48	177
Net Yards Passing	152	268
Passes	34-17	32-22
Passes Intercepted by	0	0
Punts-Average	6-38.1	1-47.0
Fumbles-Lost	1-1	6-1
Penalties-Yards	8-61	4-30

### Rushing

Cardinals — Ferrell, 7 for 27; Mitchell, 5 for 16; Marsh, 1 for 5; Austin, 1 for 0.

Cowboys — Walker, 26 for 120, 2 touchdowns; Pelluer, 6 for 28; Newsome, 5 for 14; Cosbie, 1 for 9; Lavette, 4 for 4; Fowler, 3 for 2.

### Passing

Cardinals — Lomax, 17 of 34 for 172 yards.  
Cowboys — D. White, 10 of 16 for 168 yards, 2 touchdowns; Pelluer, 12 of 16 for 119 yards.

### Receiving

Cardinals — Ferrell, 6 for 59; Green, 6 for 51; Wolfley, 1 for 28; Mitchell, 1 for 11; Marsh, 1 for 9; Sikaheima, 1 for 8; J. T. Smith, 1 for 6.

Cowboys — Sherrard, 5 for 111, 1 touchdown; Walker, 4 for 37; Newsome, 4 for 32; Hill, 2 for 34, 1 touchdown; Cosbie, 2 for 21; Lavette, 2 for 13; Fowler, 1 for 19; Chandler, 1 for 15; Banks, 1 for 5.

## N.Y. Giants 17, Cowboys 14 At New York, November 2, 1986

DALLAS	0	7	0	7	— 14
N.Y. GIANTS	3	7	0	7	— 17

Giants — FG Allegre 25

Cowboys — Renfro 11 pass from Pelluer (Septien kick)

Giants — Morris 8 run (Allegre kick)

Giants — Morris 6 run (Allegre kick)

Cowboys — Dorsett 23 run (Septien kick)

Attendance — 74,871

	Cowboys	Giants
First Downs	25	14
Total Net Yards	408	245
Net Yards Rushing	102	199
Net Yards Passing	306	46
Passes	41-29	18-6
Passes Intercepted by	1	0
Punts-Average	4-24.5	4-46.3
Fumbles-Lost	4-3	2-2
Penalties-Yards	9-103	5-44

### Rushing

Cowboys — Dorsett, 10 for 45, 1 touchdown; Walker, 10 for 34; Pelluer, 3 for 19; Newsome, 1 for 4; D. White, 1 for 0.

Giants — Morris, 29 for 181, 2 touchdowns; Anderson, 4 for 12; Carthon, 2 for 10; Simms, 2 for 4.

### Passing

Cowboys — Pelluer, 28 of 38 for 339 yards, 1 touchdown; D. White, 1 of 3 for 8 yards.

Giants — Simms, 6 of 18 for 67 yards, 1 interception.

### Receiving

Cowboys — Walker, 9 for 148; Newsome, 7 for 28; Hill, 5 for 75; Renfro, 4 for 45, 1 touchdown; Cosbie, 2 for 29; Sherrard, 1 for 21; Lavette, 1 for 1.

Giants — Bavaro, 3 for 47; McConkey, 1 for 10; B. Johnson, 1 for 8; Mowatt, 1 for 2.

## L.A. Raiders 17, Cowboys 13 At Dallas, November 9, 1986

L.A. RAIDERS	0	3	7	7	— 17
DALLAS	3	7	3	0	— 13

Cowboys — FG Septien 20

Raiders — FG Bahr 45

Cowboys — Dorsett 13 run (Septien kick)

Raiders — Williams 20 pass from Plunkett (Bahr kick)

Cowboys — FG Septien 20

Raiders — Williams 40 pass from Plunkett (Bahr kick)

Attendance — 61,706

	Raiders	Cowboys
First Downs	15	20
Total Net Yards	246	313
Net Yards Rushing	130	166
Net Yards Passing	116	147
Passes	26-11	30-14
Passes Intercepted by	5	3
Punts-Average	7-42.7	4-40.5
Fumbles-Lost	2-1	3-1
Penalties-Yards	8-82	9-76

### Rushing

Raiders — McCallum, 12 for 35; Allen, 7 for 29; Wilson, 3 for 24; Williams, 1 for 19; Hawkins, 6 for 17; Plunkett, 1 for 6.

Cowboys — Dorsett, 22 for 101, 1 touchdown; Pelluer, 6 for 59; Walker, 3 for 5; Newsome, 1 for 1.

### Passing

Raiders — Plunkett, 7 of 12 for 119 yards, 2 touchdowns; Wilson, 4 of 14 for 37 yards, 3 interceptions.

Cowboys — Pelluer, 14 of 30 for 168 yards, 5 interceptions.

### Receiving

Raiders — Williams, 5 for 107, 2 touchdowns; Christensen, 2 for 30; Hawkins, 2 for 11; Allen, 1 for 5; McCallum, 1 for 3.

Cowboys — Renfro, 4 for 34; Dorsett, 3 for 64; Hill, 3 for 24; Cosbie, 2 for 24; Sherrard, 1 for 14; Newsome, 1 for 8.



## Cowboys 24, San Diego 21

At San Diego, November 16, 1986

DALLAS	10	0	0	14	— 24
SAN DIEGO	0	7	7	7	— 21

Cowboys — FG Septien 33  
 Cowboys — Sherrard 68 pass from Pelluer (Septien kick)  
 Chargers — Spencer 7 run (Benirschke kick)  
 Chargers — Winslow 28 pass from Fouts (Benirschke kick)  
 Chargers — Winslow 4 pass from Fouts (Benirschke kick)  
 Cowboys — Walker 1 run (Septien kick)  
 Cowboys — Pelluer 2 run (Septien kick)  
 Attendance — 55,622

	Cowboys	Chargers
First Downs	20	19
Total Net Yards	254	307
Net Yards Rushing	101	65
Net Yards Passing	153	242
Passes	33-18	41-22
Passes Intercepted by	0	0
Punts-Average	9-42.0	7-34.4
Fumbles-Lost	4-1	3-2
Penalties-Yards	5-62	3-25

### Rushing

Cowboys — Dorsett, 14 for 76; Walker, 8 for 15, 1 touchdown; Pelluer, 6 for 7, 1 touchdown; Sherrard, 1 for 3.  
 Chargers — Adams, 9 for 33; Spencer, 8 for 25, 1 touchdown; Anderson, 10 for 7.

### Passing

Cowboys — Pelluer, 18 of 33 for 246 yards, 1 touchdown.  
 Chargers — Fouts 22 of 41 for 275 yards, 2 touchdowns.

### Receiving

Cowboys — Sherrard, 4 for 115, 1 touchdown; Dorsett, 4 for 36; Walker, 4 for 21; Newsome, 2 for 19; Cosbie, 2 for 17; Hill, 1 for 25; Renfro, 1 for 13.  
 Chargers — Anderson, 8 for 85; Winslow, 5 for 73, 2 touchdowns; Chandler, 4 for 52; Joiner, 3 for 55; Holohan, 2 for 10.

## Washington 41, Cowboys 14

At Washington, November 23, 1986

DALLAS	0	0	7	7	— 14
WASHINGTON	14	20	7	0	— 41

Redskins — Rogers 14 run (Zendejas kick)  
 Redskins — Didier 71 pass from Schroeder (Zendejas kick)  
 Redskins — FG Zendejas 25  
 Redskins — FG Zendejas 41  
 Redskins — Bryant 22 run (Zendejas kick)  
 Redskins — Clark 11 pass from Schroeder (Zendejas kick)  
 Cowboys — Walker 1 run (Septien kick)  
 Redskins — Bryant 1 run (Zendejas kick)  
 Cowboys — Lavette 8 pass from Collier (Septien kick)  
 Attendance — 55,642

	Cowboys	Redskins
First Downs	16	23
Total Net Yards	251	483
Net Yards Rushing	54	167
Net Yards Passing	197	316
Passes	35-17	32-16
Passes Intercepted by	1	1
Punts-Average	9-37.9	5-50.8
Fumbles-Lost	3-2	2-0
Penalties-Yards	8-55	5-45

### Rushing

Cowboys — Collier, 1 for 21; Dorsett, 11 for 13; Sherrard, 1 for 8; Pelluer, 1 for 5; Walker, 3 for 5, 1 touchdown; Fowler, 2 for 2.  
 Redskins — Rogers, 10 for 75, 1 touchdown; Bryant, 12 for 42, 2 touchdowns; Griffin, 17 for 50.

### Passing

Cowboys — Pelluer, 12 of 28 for 172 yards, 1 interception; Collier, 4 of 6 for 52 yards, 1 touchdown; Renfro, 1 of 1 for 23 yards.  
 Redskins — Schroeder, 16 of 31 for 325 yards, 2 touchdowns, 1 interception; Williams, 0 of 1.

### Receiving

Cowboys — Hill, 4 for 73; Sherrard, 4 for 58; Renfro, 2 for 34; Chandler, 2 for 29; Lavette, 2 for 17, 1 touchdown; Dorsett, 1 for 16; Walker, 1 for 13; Newsome, 1 for 7.  
 Redskins — Clark, 8 for 152, 1 touchdown; Monk, 3 for 64; Didier, 2 for 74, 1 touchdown; Bryant, 2 for 10; Sanders, 1 for 25.

## Seattle 31, Cowboys 14

At Dallas, November 27, 1986

SEATTLE	7	17	0	7	— 31
DALLAS	7	0	7	0	— 14

Cowboys — Dorsett 8 run (Septien kick)  
 Seattle — Krieg 6 run (Johnson kick)  
 Seattle — Largent 11 pass from Krieg (Johnson kick)  
 Seattle — Franklin 19 pass from Krieg (Johnson kick)  
 Seattle — FG Johnson 42  
 Cowboys — Walker 1 run (Septien kick)  
 Seattle — Warner 9 run (Johnson kick)  
 Attendance — 58,023

	Seahawks	Cowboys
First Downs	24	22
Total Net Yards	415	328
Net Yards Rushing	201	127
Net Yards Passing	214	201
Passes	24-16	36-22
Passes Intercepted by	0	1
Punts-Average	2-33.5	5-41.4
Fumbles-Lost	0-0	2-1
Penalties-Yards	3-20	4-26

## Rushing

Seahawks — Warner, 22 for 122, 1 touchdown; Williams, 11 for 63; Krieg, 4 for 16, 1 touchdown; Moran, 1 for 0.

Cowboys — Dorsett, 14 for 59, 1 touchdown; Walker, 8 for 37, 1 touchdown; Pelluer, 3 for 28; Newsome, 1 for 3.

## Passing

Seahawks — Krieg, 16 of 23 for 214 yards, 2 touchdowns, 1 interception.

Cowboys — Pelluer, 22 of 36 for 210 yards.

## Receiving

Seahawks — Franklin, 5 for 64, 1 touchdown; Largent, 3 for 75, 1 touchdown; Skansi, 3 for 53; Warner, 3 for 9; Turner, 1 for 12; Williams, 1 for 1.

Cowboys — Walker, 8 for 36; Sherrard, 4 for 61; Renfro, 3 for 55; Cosbie, 2 for 22; Dorsett, 2 for 21; Newsome, 2 for 5; Hill, 1 for 10.

## L.A. Rams 29, Cowboys 10 At Los Angeles, December 7, 1986

DALLAS..... 7 3 0 0 — 10  
L.A. RAMS..... 7 13 2 7 — 29

Rams — Irvin 50 interception return (Lansford kick)

Cowboys — Newsome 5 run (Septien kick)

Rams — FG Lansford 37

Cowboys — FG Septien 48

Rams — Ellard 22 pass from Everett (Lansford kick)

Rams — FG Lansford 27

Rams — Safety Jeter tackled Pelluer in endzone

Rams — Redden 41 run (Lansford kick)

Attendance — 64,949

	Cowboys	Rams
First Downs.....	14	21
Total Net Yards.....	224	418
Net Yards Rushing.....	84	206
Net Yards Passing.....	140	212
Passes.....	29-18	25-14
Passes Intercepted by.....	1	2
Punts-Average.....	5-40.8	4-38.8
Fumbles-Lost.....	1-0	0-0
Penalties-Yards.....	4-30	4-35

## Rushing

Cowboys — Dorsett, 11 for 36; Walker, 7 for 33; Pelluer, 2 for 10; Newsome, 1 for 5, 1 touchdown.

Rams — Dickerson, 28 for 106; Redden, 5 for 50, 1 touchdown; White, 7 for 41; Everett, 3 for 9.

## Passing

Cowboys — Pelluer, 18 of 29 for 173 yards, 2 interceptions.

Rams — Everett, 14 of 25 for 212 yards, 1 touchdown, 1 interception.

## Receiving

Cowboys — Sherrard, 5 for 64; Dorsett, 5 for 19; Newsome, 3 for 41; Cosbie, 3 for 18; Renfro, 1 for 27; Walker, 1 for 4.

Rams — Redden, 4 for 44; Ellard, 4 for 36, 1 touchdown; Brown, 3 for 100; Long, 2 for 18; Hill, 1 for 14.

## Philadelphia 23, Cowboys 21 At Dallas, December 14, 1986

PHILADELPHIA..... 3 3 7 10 — 23  
DALLAS..... 7 0 7 7 — 21

Eagles — FG McFadden 26

Cowboys — Walker 84 run (Septien kick)

Eagles — FG McFadden 50

Eagles — Jackson 8 pass from Cavanaugh (McFadden kick)

Cowboys — Renfro 30 pass from Pelluer (Septien kick)

Eagles — FG McFadden 40

Cowboys — Walker 84 pass from Pelluer (Septien kick)

Eagles — Jackson 31 pass from Cavanaugh (McFadden kick)

Attendance — 46,117

	Eagles	Cowboys
First Downs.....	15	15
Total Net Yards.....	323	445
Net Yards Rushing.....	98	196
Net Yards Passing.....	225	249
Passes.....	27-15	33-15
Passes Intercepted by.....	2	1
Punts-Average.....	6-38.1	6-28.3
Fumbles-Lost.....	2-1	3-0
Penalties-Yards.....	4-30	7-54

## Rushing

210 Eagles — Byars, 14 for 41; Toney, 16 for 39; Cavanaugh, 3 for 12; Tautalatasi, 1 for 6.

Cowboys — Walker, 6 for 122, 1 touchdown; Dorsett, 14 for 49; Pelluer, 5 for 24; Newsome, 1 for 1.

## Passing

Eagles — Cavanaugh, 15 of 27 for 260 yards, 2 touchdowns, 1 interception.

Cowboys — Pelluer, 15 of 33 for 271 yards, 2 touchdowns, 2 interceptions.

## Receiving

Eagles — Jackson, 4 for 98, 2 touchdowns; Toney, 2 for 50; Spagnola, 2 for 32; R. Johnson, 2 for 23; Tautalatasi, 2 for 9; Garrity, 1 for 27; Quick, 1 for 17; Little, 1 for 4.

Cowboys — Walker, 9 for 170, 1 touchdown; Sherrard, 3 for 41; Renfro, 1 for 30, 1 touchdown; Cosbie, 1 for 19; Newsome, 1 for 11.

# Chicago 24, Cowboys 10

## At Dallas, December 21, 1986



CHICAGO ..... 7 14 3 0 — 24  
 DALLAS..... 0 0 0 10 — 10

Bears — Payton 1 run (Butler kick)  
 Bears — Anderson 58 pass from Flutie (Butler kick)  
 Bears — Gault 33 pass from Flutie (Butler kick)  
 Bears — FG Butler 31  
 Cowboys — FG Septien 50  
 Cowboys — Renfro 11 pass from Pelluer (Septien kick)

Attendance — 57,256

	Bears	Cowboys
First Downs .....	17	16
Total Net Yards .....	322	260
Net Yards Rushing .....	161	110
Net Yards Passing .....	161	150
Passes .....	22-9	37-18
Passes Intercepted by .....	3	3
Punts-Average .....	6-43.2	8-42.5
Fumbles-Lost .....	3-3	2-2
Penalties-Yards .....	5-33	8-60

### Rushing

Bears — Payton, 13 for 51, 1 touchdown; Anderson, 9 for 30; Thomas, 5 for 25; Flutie, 1 for 19; Suhey, 4 for 16; Gault, 1 for 11; Gentry, 2 for 7; Sanders, 2 for 3; Fuller, 1 for -1.

Cowboys — Dorsett, 11 for 65; Collier, 5 for 32; Pelluer, 2 for 8; Walker, 5 for 3; Lavette, 2 for 2.

### Passing

Bears — Flutie, 8 of 14 for 152 yards, 2 touchdowns, 1 interception; Tomczak, 1 of 6 for 21 yards, 1 interception; Fuller, 0 of 2, 1 interception.

Cowboys — Pelluer, 14 of 28 for 173 yards, 1 touchdown, 1 interception; Collier, 4 of 9 for 44 yards, 2 interceptions.

### Receiving

Bears — Anderson, 2 for 63, 1 touchdown; Gentry, 2 for 31; Gault, 1 for 33, 1 touchdown; Wrightman, 1 for 26; Moorehead, 1 for 15; Payton, 1 for 5; Sanders, 1 for 0.

Cowboys — Renfro, 5 for 76, 1 touchdown; Sherrard, 4 for 36; Walker, 4 for 30; Hill, 2 for 18; Banks, 1 for 19; Dorsett, 1 for 19; Newsome, 1 for 19.

## 1986 Team Statistics

	DALLAS	OPP.
TOTAL FIRST DOWNS .....	325	286
Rushing .....	98	118
Passing .....	199	148
Penalty .....	28	20
Third Down-Made/Att .....	80/213	89/226
Third Down Efficiency .....	37.6	39.4
Fourth Down-Made/Att .....	6/14	4/7
TOTAL NET YARDS .....	5474	4985
Avg. Per Game .....	342.2	311.6
Total Plays .....	1054	1017
Avg. Per Play .....	5.2	4.9
NET YARDS RUSHING .....	1969	2200
Avg. Per Game .....	123.1	137.5
Total Rushes .....	447	500
Avg. Per Rush .....	4.4	4.4
NET YARDS PASSING .....	3505	2785
Avg. Per Game .....	219.1	174.1
Tackled/Yards Lost .....	60/498	53/364
Gross Yards .....	4003	3149
Attempts/Completions .....	547/319	464/226
Pct. of Completions .....	58.3	48.7
Had Intercepted .....	24	17
PUNTS/AVERAGE .....	87/40.2	87/41.6
Net Punting Average .....	34.5	36.6
PUNT RETURNS/AVG. ....	46/5.5	41/7.3
KICKOFF RETS./AVG. ....	59/20.5	66/20.6
INTCPTS./AVG. RET. ....	17/10.8	24/13.8
PENALTIES/YARDS .....	111/931	90/817
FUMBLES/BALL LOST .....	44/17	29/18
TOUCHDOWNS .....	43	41
Rushing .....	21	17
Passing .....	21	21
Returns .....	1	3
EXTRA POINTS/ATT. ....	43/43	39/41
FIELD GOALS/ATT. ....	15/21	16/30
TOTAL POINTS .....	346	337
AVG. TIME OF POSSN. ....	31:14	28:46



# Dallas Cowboys 1986 Final Statistics

## SCORE BY QUARTERS

	1	2	3	4	OT	Total
COWBOYS	61	105	62	118	—	346
Opponents	44	136	74	83	—	337

## PUNTING

Player	No.	Yds.	Avg.	TB	In			Net
					20	Lg.	Bl	
Saxon	86	3498	40.7	10	28	58	1	34.5
Total	87	3498	40.2	10	28	58	1	34.5
Opp. Total	87	3620	41.6	9	17	62	1	36.6

## RUSHING

Player	Att.	Yds.	Avg.	Lg.	TD
Dorsett	184	748	4.1	33	5
Walker	151	737	4.9	84t	12
Pelluer	41	255	6.2	21	1
Newsome	34	110	3.2	13	2
Collier	6	53	8.8	21	0
Clack	4	19	4.8	8	0
D. White	8	16	2.0	10	1
Sherrard	2	11	5.5	8	0
Cosbie	1	9	9.0	9	0
Lavette	10	6	0.6	5	0
Fowler	6	5	0.8	2	0
Total	447	1969	4.4	84t	21
Opp. Total	500	2200	4.4	50	17

## RECEIVING

Player	No.	Yds.	Avg.	Lg.	TD
Walker	76	837	11.0	84t	2
Hill	49	770	15.7	63	3
Newsome	48	421	8.8	30	3
Sherrard	41	744	18.2	68t	5
Cosbie	28	312	11.1	22t	1
Dorsett	25	267	10.7	36t	1
Renfro	22	325	14.8	30t	3
Banks	17	202	11.9	23	0
Chandler	6	57	9.5	15	2
Lavette	5	31	6.2	9	1
Fowler	1	19	19.0	19	0
Clack	1	18	18.0	18	0
Total	319	4003	12.6	84t	21
Opp. Total	232	3149	13.6	71t	21

## FIELD GOALS

	11-19	20-29	30-39	40-49	50+
COWBOYS	0-0	4-5	6-7	4-7	1-2
Opponents	1-1	4-5	5-8	5-7	1-9

Septien: (35); (27); (—); (32, 42M); (—); (21, 37, 36); (38); (44, 43, 47); (33M, 42M, 63M); (20, 44M, 20); (33, 28M); (—); (—); (48); (—); (50)

## PUNT RETURNS

Player	No.	FC	Yds.	Avg.	Lg.	TD
Banks	27	14	160	5.9	20	0
Lavette	18	3	92	5.1	28	0
Holloway	1	0	0	0.0	0	0
Total	46	17	252	5.5	28	0
Opp. Total	41	14	301	7.3	26	0

## KICKOFF RETURNS

Player	No.	Yds.	Avg.	Lg.	TD
Lavette	36	699	19.4	37	0
Banks	1	56	56.0	56	0
Clack	19	421	22.2	51	0
Newsome	2	32	16.0	18	0
Tuinei	1	0	0.0	0	0
Total	59	1208	20.5	56	0
Opp. Total	66	1358	20.6	38	0

## INTERCEPTIONS

Player	No.	Yds.	Avg.	Lg.	TD
Downs	6	54	9.0	31	0
Fellows	5	46	9.2	34t	1
Walls	3	46	15.3	24	0
Scott	1	31	31.0	31	0
Lockhart	1	5	5.0	5	0
Holloway	1	1	1.0	1	0
Total	17	183	10.8	34t	1
Opp. Total	24	331	13.8	56	2

## SCORING

Player	TDR	TDP	TDRt	FG	PAT	TP
Septien	0	0	0	15/21	43/43	88
Walker	12	2	0	0	0	84
Dorsett	5	1	0	0	0	36
Newsome	2	3	0	0	0	30
Sherrard	0	5	0	0	0	30
Hill	0	3	0	0	0	18
Renfro	0	3	0	0	0	18
Chandler	0	2	0	0	0	12
Cosbie	0	1	0	0	0	6
Fellows	0	0	1a	0	0	6
Lavette	0	1	0	0	0	6
Pelluer	1	0	0	0	0	6
D. White	1	0	0	0	0	6
Total	21	21	1	15/21	43/43	346
Opp. Total	17	21	3*	16/30	39/41	337#

a 22 int. ret. vs. St. Louis (9/29)

\* Pitts, Atlanta 22 fumble return (9/21)

Butler, Atlanta 33 int. ret. (9/21)

Irvin, @ Rams 50 int. ret. (12/7)

# includes safeties R. Jones, @ Denver (10/5) and Jeter @ Rams (12/7)

## PASSING

Player	Att.	Comp.	Yds.	Pct.	Avg.		Pct.		Lg.	Lost/Att.	Rating
					Att.	TD	TD	Int.			
Pelluer	378	215	2727	56.9	7.21	8	2.1	17	4.5	84t	67.9
Renfro	1	1	23	100.0	23.00	0	0.0	0	0.0	23	118.8
D. White	153	95	1157	62.1	7.56	12	7.8	5	3.3	63	10.98
Collier	15	8	96	53.3	6.40	1	6.7	2	13.3	27	3/38
Total	547	319	4003	58.3	7.32	21	3.8	24	4.4	84t	60/498
Opp. Total	464	226	3149	48.7	6.79	21	4.5	17	3.7	71t	53/364

## Cowboys on the Road

<b>SAN DIEGO</b> (Aug. 14)	
La Jolla Marriott .....	619/587-1414
<b>SAN FRANCISCO</b> (Aug. 21)	
San Francisco Airport Hilton .....	415/875-3014
<b>ST. LOUIS</b> (Sept. 12)	
Adam's Mark .....	314/241-7400
<b>NEW YORK GIANTS</b> (Sept. 19)	
Sheraton Meadowlands .....	201/896-0500
<b>NEW YORK JETS</b> (Oct. 3)	
Sheraton Meadowlands .....	201/896-0500
<b>PHILADELPHIA</b> (Oct. 24)	
Wyndham Franklin Plaza .....	215/448-2000
<b>DETROIT</b> (Nov. 7)	
Radisson Plaza Hotel .....	313/827-4000
<b>NEW ENGLAND</b> (Nov. 14)	
Boston Marriott Copley Place .....	617/236-5800
<b>WASHINGTON</b> (Dec. 12)	
JW Marriott .....	202/393-2000
<b>LOS ANGELES RAMS</b> (Dec. 20)	
Emerald of Anaheim .....	714/999-0990



# THE RECORDS

A black and white action photograph of a football player, Randy White, running with the ball. He is wearing a light-colored jersey with the number 44 and dark pants. He is being pursued by a player in a dark jersey with the number 8. The background shows a blurred crowd of spectators. The image has a film strip border on the left side.

RANDY WHITE



# Cowboys All-Time Leaders

## RUSHING

Player	Att.	Yds.	Avg.	Long	TD
1. Dorsett, Tony (1977-86)	2,625	11,580	4.4	99	71
2. Perkins, Don (1961-68)	1,500	6,217	4.1	59	42
3. Hill, Calvin (1969-74)	1,166	5,009	4.3	55	39
4. Newhouse, Robert (1972-83)	1,160	4,784	4.1	54	31
5. Garrison, Walt (1966-74)	899	3,886	4.3	41	30
6. Staubach, Roger (1969-79)	410	2,264	5.5	33	20
7. Springs, Ron (1979-84)	604	2,180	3.6	46	28
8. Marsh, Amos (1961-64)	427	2,065	4.8	71	14
9. Reeves, Dan (1965-72)	535	1,990	3.7	67	25
10. Thomas, Duane (1970-71)	326	1,596	4.9	56	16

## PASSING

Player	Att.	Comp.	Pct.	Yds.	TD	Int.	Rating
1. Staubach, R. (1969-79)	2,958	1,685	57.0	22,700	153	109	83.5
2. White, Danny (1976-86)	2,546	1,517	59.6	19,068	142	112	83.2
3. Morton, C. (1965-74)	1,308	685	52.4	10,279	80	73	75.5
4. Meredith, D. (1960-68)	2,308	1,170	50.7	17,199	135	111	74.7
5. LeBaron, E. (1960-63)	692	359	51.9	5,331	45	52	67.8

## RECEIVING

Player	No.	Yds.	Avg.	Long	TD
1. Pearson, Drew (1973-83)	489	7,822	16.0	67	48
2. Hill, Tony (1977-86)	479	7,988	16.7	75	51
3. Hayes, Bob (1965-74)	365	7,295	20.0	95	71
4. Dorsett, Tony (1977-86)	363	3,255	9.0	91	12
5. Clarke, Frank (1960-67)	281	5,214	18.6	80	50
6. DuPree, Billy Joe (1973-83)	267	3,565	13.4	42	41
7. Cosbie, Doug (1979-86)	252	3,195	12.7	61	27
8. Springs, Ron (1979-84)	222	2,029	9.1	80	50
9. Pearson, Preston (1975-80)	189	2,274	12.0	49	11
10. Rentzel, Lance (1967-70)	183	3,521	19.2	86	31

## PUNTING

Player	No.	Avg.	Long	Blk.
1. Baker, Sam (1962-63)	128	45.1	72	0
2. Sherer, Dave (1960)	57	42.5	67	1
3. Widby, Ron (1968-71)	247	41.8	84	2
4. Saxon, Mike (1985-86)	167	41.3	58	2
5. Villanueva, Danny (1965-67)	192	40.3	58	1
6. Lothridge, Billy (1964)	62	40.3	75	1
7. White, Danny (1976-84)	611	40.1	73	4
8. Carrell, Duane (1974)	40	39.8	59	0
9. Hoopes, Mitch (1975)	68	39.4	55	1
10. Bateman, Marv (1972-74)	139	39.3	62	2

## INTERCEPTIONS

Player	No.	Yds.	Avg.	Long	TD
1. Renfro, Mel (1964-77)	52	626	12.0	90	3
2. Waters, Charlie (1970-78, 1980-81)	41	584	14.2	56	2
3. Walls, Everson (1981-86)	37	353	9.5	37	0
4. Thurman, Dennis (1978-85)	36	562	15.6	96	4
5. Green, Cornell (1962-74)	34	552	16.2	59	2
6. Jordan, Lee Roy (1963-70)	32	472	14.8	49	3
7. Harris, Cliff (1970-79)	29	281	9.7	60	1
8. Downs, Michael (1981-86)	28	374	13.4	31	1
9. Howley, Chuck (1961-73)	24	395	16.5	58	2
10. Bishop, Don (1960-65)	22	364	16.5	57	0

## PUNT RETURNS (Min. 40 Returns)

Player	No.	Yds.	Avg.	Long	TD
1. Hayes, Bob (1965-74)	104	1,158	11.1	90	3
2. Allen, Gary (1983-84)	63	599	9.5	68	1
3. Johnson, Butch (1976-83)	146	1,313	9.0	55	0
4. Jones, James (1980-85)	87	736	8.5	52	0
5. Richards, Golden (1973-78)	62	501	8.1	46	1

## KICKOFF RETURNS (Min. 40 Returns)

Player	No.	Yds.	Avg.	Long	TD
1. Renfro, Mel (1964-77)	85	2,246	26.4	100	2
2. Harris, Cliff (1970-79)	63	1,622	25.7	77	0
3. Marsh, Amos (1961-64)	65	1,561	24.0	101	1
4. Johnson, Butch (1976-83)	79	1,832	23.2	74	0
5. Jones, James (1980-82, 1984-85)	70	1,444	20.6	41	0

## SCORING

Player	TD	PAT	FG	Total
1. Septien, Rafael (1978-86)	—	388	162	874
2. Dorsett, Tony (1977-86)	84	—	—	504
3. Hayes, Bob (1965-74)	76	—	—	456
4. Clark, Mike (1968-71, 1973)	—	180	69	387
5. Fritsch, Toni (1971-73, 1975)	—	119	66	317
6. Hill, Tony (1977-86)	51	—	—	306
6. Clarke, Frank (1960-67)	51	—	—	306
8. Pearson, Drew (1973-83)	50	—	—	300
9. Perkins, Don (1961-68)	45	—	—	270
9. Hill, Calvin (1969-74)	45	—	—	270

## FIELD GOALS

Player	Att.	Made	Pct.	Long
1. Septien, Rafael (1978-86)	226	162	.717	53
2. Clark, Mike (1968-71, 1973)	119	69	.580	50
3. Fritsch, Toni (1971-73, 75)	107	66	.617	54
4. Herrera, Efen (1974, 1976-77)	65	44	.677	52
5. Villanueva, Danny (1965-67)	81	42	.519	41
6. Baker, Sam (1962-63)	47	23	.489	53
7. Van Raaphorst, Dick (1964)	29	14	.483	43
8. Cone, Fred (1960)	13	6	.462	45
9. Bielski, Dick (1961)	9	6	.667	42
10. Percival, Mac (1974)	8	2	.250	33

# Cowboys Leaders By Years

Year	Player	RUSHING					NFL/ NFC Rank
		Att.	Yds.	Avg.	Long	TD	
1960	Dupre, L. G.	104	362	3.5	18	3	20
1961	*Perkins, Don	200	815	4.1	47	4	6
1962	Perkins, Don	222	945	4.3	35	7	5
1963	Perkins, Don	149	614	4.1	19t	7	10
1964	Perkins, Don	174	768	4.4	59	6	5
1965	Perkins, Don	177	690	3.9	43	0	7
1966	Reeves, Dan	175	757	4.3	67t	8	6
1967	Perkins, Don	201	823	4.1	30	6	6
1968	Perkins, Don	191	836	4.4	28t	4	6
1969	*Hill, Calvin	204	942	4.6	55	8	2
1970	*Thomas, Duane	151	803	5.3	47t	5	8/5
1971	Thomas, Duane	175	793	4.5	56t	11	11/7
1972	Hill, Calvin	245	1,036	4.2	26	6	7/3
1973	Hill, Calvin	273	1,142	4.2	21	6	3/2
1974	Hill, Calvin	185	844	4.6	27	7	8/3
1975	Newhouse, Robert	209	930	4.4	29	2	9/4
1976	Dennison, Doug	153	542	3.5	14	6	35/18
1977	*Dorsett, Tony	208	1,007	4.8	84t	12	9/4
1978	Dorsett, Tony	290	1,325	4.6	63t	7	3/2
1979	Dorsett, Tony	250	1,107	4.4	41	6	11/8
1980	Dorsett, Tony	278	1,185	4.3	56	11	6/6
1981	Dorsett, Tony	342	1,646	4.8	75t	4	2/2
1982	Dorsett, Tony	177	745	4.2	99t	5	2/1
1983	Dorsett, Tony	289	1,321	4.6	77	8	6/5
1984	Dorsett, Tony	302	1,189	3.9	31t	6	7/7
1985	Dorsett, Tony	305	1,307	4.3	60t	7	6/4
1986	Dorsett, Tony	184	748	4.1	33	5	19/11

Year	Player	PASSING						NFL/ NFC Rank	
		Att.	Comp.	Pct.	Yds.	TD	Int.		Rating
1960	LeBaron, E.	225	111	49.3	1,736	12	25	53.4	8
1961	LeBaron, E.	236	120	50.8	1,741	14	16	66.5	9
1962	LeBaron, E.	166	95	57.2	1,436	16	9	95.3	3
1963	Meredith, D.	310	167	53.9	2,381	17	18	73.2	10
1964	Meredith, D.	323	158	48.9	2,143	9	16	67.3	15
1965	Meredith, D.	305	141	46.2	2,415	22	13	79.7	8
1966	Meredith, D.	344	177	51.5	2,805	24	12	87.7	4
1967	Meredith, D.	255	128	50.2	1,834	16	16	68.6	8
1968	Meredith, D.	309	171	55.3	2,500	21	12	88.3	2
1969	Morton, C.	302	162	53.6	2,619	21	15	85.4	5
1970	Morton, C.	207	102	49.3	1,819	15	7	89.7	5/4
1971	Staubach, R.	211	126	59.7	1,882	15	4	104.8	1/1
1972	Morton, C.	339	185	54.6	2,396	15	21	65.9	15/7
1973	Staubach, R.	286	179	62.6	2,428	23	15	94.6	1/1
1974	Staubach, R.	360	190	52.8	2,552	11	15	68.5	14/7
1975	Staubach, R.	348	198	56.9	2,666	17	16	78.6	8/2
1976	Staubach, R.	369	208	56.4	2,715	14	11	79.9	8/5
1977	Staubach, R.	361	210	58.2	2,620	18	9	87.1	2/1
1978	Staubach, R.	413	231	55.9	3,190	25	16	84.9	1/1
1979	Staubach, R.	461	267	57.9	3,586	27	11	92.4	1/1
1980	White, D.	436	260	59.6	3,287	28	25	80.8	9/7
1981	White, D.	391	223	57.0	3,098	22	13	87.5	5/2
1982	White, D.	247	156	63.2	2,079	16	12	91.1	4/2
1983	White, D.	533	334	62.7	3,980	29	23	85.6	9/6

\*Rookie

## Leaders By Years (Cont.)

Year	Player	PASSING (Cont.)						NFL/ NFC	
		Att.	Comp.	Pct.	Yds.	TD	Int.	Rating	Rank
1984	White, D.	233	126	54.1	1,580	11	11	71.5	22/11
1985	White, D.	450	267	59.3	3,157	21	17	80.6	9/4
1986	Pelluer, S.	378	215	56.9	2,727	8	17	67.9	20/9

Year	Player	RECEIVING						NFL/ NFC
		No.	Yds.	Avg.	Long	TD	Rank	
1960	Doran, Jim	31	554	17.9	75t	3	21	
1961	Howton, Billy	56	785	14.0	53	4	6	
1962	Howton, Billy	49	706	14.4	69t	6	15	
1963	Clarke, Frank	43	833	19.4	75t	10	3	
1964	Clarke, Frank	65	973	15.0	49	5	3	
1965	*Hayes, Bob	46	1,003	21.8	82t	12	13	
1966	Hayes, Bob	64	1,232	19.3	95t	13	4	
1967	Rentzel, Lance	58	996	17.2	74t	8	6	
1968	Rentzel, Lance	54	1,009	18.7	65t	6	3	
1969	Rentzel, Lance	43	960	22.3	75t	12	20	
1970	Hayes, Bob	34	889	26.1	89t	10	45/26	
1971	Garrison, Walt	40	396	9.9	36	1	23/10	
1972	Hill, Calvin	43	364	8.5	33t	3	18/9	
1973	Hill, Calvin	32	290	9.1	29	0	36/21	
1974	Pearson, Drew	62	1,087	17.9	50t	2	3/2	
1975	Pearson, Drew	46	822	17.9	46t	8	16/9	
1976	Pearson, Drew	58	806	13.9	54	6	4/1	
1977	Pearson, Drew	48	870	18.1	67	2	9/3	
1978	Pearson, Drew	47	526	11.2	34	0	26/15	
1979	Hill, Tony	60	1,062	17.7	75t	10	12/6	
1980	Hill, Tony	60	1,055	17.6	58t	8	16/9	
1981	Hill, Tony	46	953	20.7	63t	4	47/26	
	Springs, Ron	46	359	7.8	32t	2		
1983	Springs, Ron	73	589	8.1	80t	1	9/4	
1984	Cosbie, Doug	60	789	13.2	36	4	28/12	
1985	Hill, Tony	74	1,113	15.0	53t	7	9/3	
1986	Walker, Herschel	76	837	11.0	84t	2	9/4	

Year	Player	PUNTING				Had Blocked	NFL/ NFC
		No.	Avg.	Long	Rank		
1960	Sherer, Dave	57	42.5	67	1	7	
1961	*Green, Allen	61	36.7	53	1	14	
1962	Baker, Sam	57	45.4	72	0	3	
1963	Baker, Sam	71	44.2	64	0	7	
1964	*Lothridge, Billy	62	40.3	75	1	15	
1965	Villanueva, Danny	60	41.8	58	0	10	
1966	Villanueva, Danny	65	39.2	58	1	13	
1967	Villanueva, Danny	67	40.4	57	0	9	
1968	Widby, Ron	59	40.9	84	0	5	
1969	Widby, Ron	63	43.3	62	0	2	
1970	Widby, Ron	69	41.3	59	1	10/2	
1971	Widby, Ron	56	41.6	59	1	8/3	
1972	*Bateman, Marv	51	38.2	61	0	24/13	
1973	Bateman, Marv	55	41.6	62	2	11/7	
1974	*Carrell, Duane	40	39.8	59	0	11/5	
1975	*Hoopes, Mitch	68	39.4	55	1	16/9	
1976	*White, Danny	70	38.4	54	2	20/9	
1977	White, Danny	80	39.6	57	1	12/8	
1978	White, Danny	76	40.5	56	1	8/5	
1979	White, Danny	76	41.7	73	0	4/2	

\*Rookie



## Leaders By Years (Cont.)

Year	Player	PUNTING (Cont.)			Long	Had Blocked	NFL/ NFC Rank
		No.	Avg.				
1980	White, Danny	71	40.9		58	0	10/5
1981	White, Danny	81	40.8		60	0	14/8
1982	White, Danny	37	41.7		56	0	8/5
1983	White, Danny	38	40.6		50	1	DNO
1984	White, Danny	82	38.4		54	0	28/14
1985	*Saxon, Mike	81	41.9		57	1	13/8
1986	Saxon, Mike	86	40.7		58	1	15/9

Year	Player	SCORING			Tot.	NFL/ NFC Rank
		TD	PAT	FG		
1960	Cone, Fred	0	21	6	39	27
1961	Clarke, Frank	9	0	0	54	22
1962	Baker, Sam	0	50	14	92	6
1963	Baker, Sam	0	38	9	65	14
1964	*VanRaaphorst, Dick	0	28	14	70	13
1965	Villanueva, Danny	0	37	16	85	10
1966	Villanueva, Danny	0	56	17	107	2
1967	Hayes, Bob	11	0	0	66	16
	Reeves, Dan	11	0	0	66	
1968	Clark, Mike	0	54	17	105	2
1969	Clark, Mike	0	43	20	103	2
1970	Clark, Mike	0	35	18	89	12/8
1971	Clark, Mike	0	47	13	86	13/7
1972	Fritsch, Toni	0	36	21	99	7/3
1973	Fritsch, Toni	0	43	18	97	11/7
1974	*Herrera, Efen	0	33	8	57	26/9
1975	Fritsch, Toni	0	38	22	104	3/2
1976	Herrera, Efen	0	34	18	88	6/4
1977	Herrera, Efen	0	39	18	93	3/2
1978	Septien, Rafael	0	46	16	94	5/2
1979	Septien, Rafael	0	40	19	97	8/3
1980	Septien, Rafael	0	59	11	92	13/6
1981	Septien, Rafael	0	40	27	122	1/1
1982	Septien, Rafael	0	28	10	58	11/5
1983	Septien, Rafael	0	57	22	123	5/5
1984	Septien, Rafael	0	33	23	102	13/6
1985	Septien, Rafael	0	42	19	99	17/8
1986	Septien, Rafael	0	43	15	88	20/9

Year	Player	FIELD GOALS			Long	NFL/ NFC Rank
		Att.	Made	Pct.		
1960	Cone, Fred	13	6	.462	45	12
1961	Bielski, Dick	9	6	.667	42	13
1962	Baker, Sam	27	14	.519	53	3
1963	Baker, Sam	20	9	.450	53	12
1964	*VanRaaphorst, Dick	29	14	.483	43	8
1965	Villanueva, Danny	27	16	.593	41	7
1966	Villanueva, Danny	31	17	.548	37	8
1967	Villanueva, Danny	23	9	.391	34	14
1968	Clark, Mike	29	17	.586	50	7
1969	Clark, Mike	36	20	.555	47	5
1970	Clark, Mike	27	18	.667	43	7/4
1971	Clark, Mike	25	13	.520	48	19/9
1972	Fritsch, Toni	36	21	.583	54	18/8
1973	Fritsch, Toni	28	18	.643	37	12/4
1974	*Herrera, Efen	13	8	.615	39	11/5
	*Rookie					

## Leaders By Years (Cont.)

Year	Player	FIELD GOALS (Cont.)				Long	NFL/ NFC Rank
		Att.	Made	Pct.			
1975	Fritsch, Toni	35	22	.629	43	14/8	
1976	Herrera, Efren	23	18	.783	46	1/1	
1977	Herrera, Efren	29	18	.621	52	12/1	
1978	Septien, Rafael	26	16	.615	48	17/9	
1979	Septien, Rafael	29	19	.655	51	9/4	
1980	Septien, Rafael	17	11	.647	52	13/7	
1981	Septien, Rafael	35	27	.771	47	4/3	
1982	Septien, Rafael	14	10	.714	53	13/6	
1983	Septien, Rafael	27	22	.815	47	7/3	
1984	Septien, Rafael	29	23	.793	52	4/3	
1985	Septien, Rafael	28	19	.679	53	18/9	
1986	Septien, Rafael	21	15	.714	50	11/5	

Year	Player	KICKOFF RETURNS					NFL/ NFC Rank
		No.	Yds.	Avg.	Long	TD	
1960	Franckhauser, Tom	26	526	20.2	46	0	19
1961	*Marsh, Amos	26	667	25.7	79	0	13
1962	Marsh, Amos	29	725	25.0	101t	1	10
1963	*Stiger, Jim	18	432	24.0	66	0	12
1964	*Renfro, Mel	40	1,017	25.4	65	0	7
1965	Renfro, Mel	21	630	30.0	100t	1	4
1966	Renfro, Mel	19	487	25.6	87t	1	9
1967	Garrison, Walt	20	366	18.3	36	0	23
1968	Baynham, Craig	23	590	25.7	40	0	7
1969	*Flowers, Richmond	11	283	25.7	30	0	29
1970	*Thomas, Duane	19	416	21.9	33	0	23/10
1971	Harris, Cliff	29	823	28.4	77	0	4/4
1972	Harris, Cliff	26	615	23.7	44	0	23/11
1973	**Montgomery, Mike	6	175	29.2	63	0	DNQ
1974	*Morgan, Dennis	35	823	23.5	43	0	21/11
1975	Pearson, Preston	16	391	24.4	42	0	13/7
1976	*Johnson, Butch	28	693	24.8	74	0	11/5
1977	Johnson, Butch	22	536	24.4	64	0	9/5
1978	Johnson, Butch	29	603	20.8	56	0	27/12
1979	*Springs, Ron	38	780	20.5	70	0	25/12
1980	*Jones, James	32	720	22.5	41	0	11/6
1981	Jones, James	27	517	19.1	33	0	36/17
1982	Fellows, Ron	16	359	22.4	35	0	16/9
1983	Fellows, Ron	43	855	19.9	53	0	26/12
1984	Allen, Gary	33	666	20.2	34	0	24/11
1985	*Lavette, Robert	34	682	20.1	34	0	27/13
1986	Lavette, Robert	36	699	19.4	37	0	27/12

Year	Player	PUNT RETURNS					NFL/ NFC Rank
		No.	Yds.	Avg.	Long	TD	
1960	Butler, Bill	13	131	10.1	46	0	2
1961	*Marsh, Amos	14	71	5.1	19	0	14
1962	Lockett, J. W.	8	45	5.6	17	0	14
1963	*Stiger, Jim	14	141	10.1	45	0	6
1964	*Renfro, Mel	32	418	13.1	69t	1	3
1965	Renfro, Mel	24	145	6.0	35	0	9
1966	Hayes, Bob	17	106	6.2	18	0	7
1967	Hayes, Bob	24	276	11.5	69t	1	2
1968	Hayes, Bob	15	312	20.8	90t	2	1

\*Rookie

\*\*Did Not Qualify (Minimum 14 returns required).

## Leaders By Years (Cont.)

Year	Player	PUNT RETURNS (Cont.)					NFL/ NFC Rank
		No.	Yds.	Avg.	Long	TD	
1969	Hayes, Bob	18	179	9.9	50	0	3
1970	Hayes, Bob	15	116	7.7	34	0	20/7
1971	Harris, Cliff	17	129	7.6	35	0	11/4
1972	Harris, Cliff	19	78	4.1	21	0	21/11
1973	*Richards, Golden	21	139	6.6	46	0	23/10
1974	*Morgan, Dennis	19	287	15.1	98t	1	3/2
1975	Richards, Golden	28	288	10.3	43t	1	12/5
1976	*Johnson, Butch	45	489	10.9	55	0	8/4
1977	Johnson, Butch	50	423	8.5	38	0	20/7
1978	Johnson, Butch	51	401	7.9	23	0	18/9
1979	*Wilson, Steve	35	236	6.8	13	0	20/7
1980	*Jones, James	54	548	10.1	52	0	5/4
1981	Jones, James	33	188	5.7	17	0	28/14
1982	Fellows, Ron	25	189	7.6	17	0	18/8
1983	Hill, Rod	30	232	7.7	37	0	20/10
1984	Allen, Gary	54	446	8.3	18	0	16/8
1985	Bates, Bill	22	152	6.9	21	0	20/8
1986	Banks, Gordon	27	160	5.9	20	0	22/11

Year	Player	INTERCEPTIONS					NFL/ NFC Rank
		No.	Yds.	Avg.	Long	TD	
1960	Bishop, Don	3	13	4.3	13	0	25
	Franckhauser, Tom	3	11	3.7	9	0	25
1961	Bishop, Don	8	172	21.5	57	0	2
1962	Bishop, Don	6	134	22.3	44	0	9
1963	Green, Cornell	7	211	30.1	55	0	6
1964	*Renfro, Mel	7	110	15.7	39t	1	4
1966	Green, Cornell	4	88	22.0	41t	1	21
	Livingston, Warren	3	5	1.7	5	0	27
	*Logan, Obert	3	5	1.7	3	0	27
1966	Green, Cornell	4	88	22.0	41	1	21
1967	Green, Cornell	7	52	7.4	28	0	7
	Renfro, Mel	7	38	5.4	30	0	9
1968	Howley, Chuck	6	115	19.2	58	1	11
1969	Renfro, Mel	10	118	11.8	41	0	1
1970	*Waters, Charlie	5	45	9.0	20	0	16/9
1971	Adderley, Herb	6	182	30.3	46	0	9/4
1972	Waters, Charlie	6	132	22.0	56	1	7/3
1973	Jordan, Lee Roy	6	78	13.0	31t	1	4/2
1974	Harris, Cliff	3	8	2.7	8	0	42/20
1975	Jordan, Lee Roy	6	80	13.3	38	0	7/4
1976	Washington, Mark	4	49	12.3	22	0	24/11
1977	Harris, Cliff	5	7	1.4	7	0	16/7
1978	Barnes, Benny	5	72	14.4	38	0	25/14
1979	Hughes, Randy	2	91	45.5	68	0	93/45
	Harris, Cliff	2	35	17.5	20	0	
	Barnes, Benny	2	20	10.0	11	0	
	Lewis, D. D.	2	8	4.0	5	0	
	Kyle, Aaron	2	0	0.0	0	0	
1980	Thurman, Dennis	5	114	22.8	78t	1	24/10
	Waters, Charlie	5	78	15.6	29	0	
1981	*Walls, Everson	11	133	12.1	33	0	1/1
1982	Walls, Everson	7	61	8.7	37	0	1/1
1983	Thurman, Dennis	6	49	8.2	34	0	15/8
1984	Downs, Michael	7	126	18.0	27t	1	4/2
1985	Walls, Everson	9	31	3.4	19	0	1/1
1986	Downs, Michael	6	54	9.0	31	0	11/7

\*Rookies

# Cowboys Individual Records

1960: 12 games; 1961-77: 14 games; 1978-86: 16 games. NOTE: The 1982 regular season was reduced from 16 games to 9 because of a players' strike.

## SCORING

### TOTAL POINTS

#### Career

- 874 Rafael Septien (1978-86), 388 PATS, 162 FGs
- 504 Tony Dorsett (1977-86), 84 TDs

#### Season

- 123 Rafael Septien (1983), 57 PATS, 22 FGs
- 121 Rafael Septien (1981), 40 PATS, 27 FGs
- 107 Danny Villanueva (1966), 56 PATS, 17 FGs
- 105 Mike Clark (1968), 54 PATS, 17 FGs

#### Game

- 24 Dan Reeves (11/5/67 vs. Atl.), 4 TDs
- 24 Bob Hayes (12/20/70 vs. Hous.), 4 TDs
- 24 Calvin Hill (9/19/71 @ Buf.), 4 TDs
- 24 Duane Thomas (12/18/71 vs. St. Louis), 4 TDs

#### Opponent/Game

- 24 Dick James, @ Wash., (12/17/61)
- 24 Harold Jackson, @ Rams (10/14/73)

### TOUCHDOWNS

#### Career

- 84 Tony Dorsett (1977-86)
- 76 Bob Hayes (1965-74)
- 51 Frank Clarke (1960-67)
- 51 Tony Hill (1977-86)

#### Season

- 16 Dan Reeves (1966), 8 run, 8 pass
- 14 Frank Clarke (1962), 14 pass

#### Game

- 4 Dan Reeves (11/5/67 vs. Alt.), 2 run, 2 pass
- 4 Bob Hayes (12/20/70 vs. Hous.), 4 pass
- 4 Calvin Hill (9/19/71 @ Buf.), 4 run
- 4 Duane Thomas (12/18/71 vs. St. Louis), 3 run, 1 pass

#### Opponent/Game

- 4 Dick James, @ Wash. (12/17/61)
- 4 Harold Jackson, @ Rams (10/14/73)

### FIELD GOALS MADE

#### Career

- 162 Rafael Septien (1978-86) 226 att.
- 69 Mike Clark (1968-71, 1973), 119 att.
- 66 Toni Fritsch (1971-73, 1975), 107 att.

#### Season

- 27 Rafael Septien (1981), 35 att.
- 23 Rafael Septien (1984), 29 att.
- 22 Rafael Septien (1983), 27 att.
- 22 Toni Fritsch (1975), 35 att.

#### Game

- 4 Rafael Septien (9/6/81 @ Wash.; 9/12/81 @ N. Eng.)
- 4 Danny Villanueva (11/24/66 vs. Cleveland)
- 4 Toni Fritsch (11/12/72 vs. St. Louis)
- 4 Toni Fritsch (9/21/75 vs. Rams)

#### Longest Field Goal

- 54 Toni Fritsch (9/24/72 @ Giants)

#### Opponent/Game

- 4 Bob Khayat, @ Wash. (10/9/60)
- 4 Tommy Davis, S. Fran. (11/20/60)
- 4 Sam Baker, @ Phil. (12/5/65)
- 4 Fred Cox, @ Minn. (10/18/70)
- 4 Chris Bahr, Raiders (10/23/83)
- 4 Jim Bakken, St. Louis (12/18/71)
- 4 Ali Haji Sheikh, Giants (11/4/84)

#### Opponent/Longest Field Goal

- 59 Tony Franklin, Phil. (11/12/79)

### FIELD GOALS ATTEMPTED

#### Career

- 226 Rafael Septien (1978-86), 162 FG
- 119 Mike Clark (1968-71, 1973), 69 FG
- 107 Toni Fritsch (1971-73, 1975), 66 FG

#### Season

- 36 Toni Fritsch (1972), 21 FG
- 36 Mike Clark (1969), 20 FG

#### Game

- 7 Mike Clark (11/24/68 @ Chi.), 2 FG
- 6 Toni Fritsch (9/21/75 vs. Rams), 4 FG

#### Opponent/Game

- 7 Sam Baker, @ Phil. (12/5/65), 4 FG

### EXTRA POINTS MADE

#### Career

- 388 Rafael Septien (1978-86)
- 180 Mike Clark (1968-71, 1973)

#### Season

- 59 Rafael Septien (1980)
- 57 Rafael Septien (1983)

#### Game

- 8 Rafael Septien (10/12/80 vs. S. Fran.) Att. 8
- 8 Mike Clark (9/15/68 vs. Det.) Att. 8
- 8 Danny Villanueva (10/9/66 vs. Phil.) Att. 8

#### Opponent/Game

- 7 Gerry Perry, @ St. Louis (12/9/62) Att. 7

## RUSHING

### TOTAL YARDS

#### Career

- 11,580 Tony Dorsett (1977-86)
- 6,217 Don Perkins (1961-68)
- 5,009 Calvin Hill (1969-74)
- 4,784 Robert Newhouse (1972-83)

#### Season

- 1,646 Tony Dorsett (1981), 4.8 per car.
- 1,325 Tony Dorsett (1979), 4.6 per car.
- 1,321 Tony Dorsett (1983), 4.6 per car.
- 1,307 Tony Dorsett (1985), 4.3 per car.
- 1,189 Tony Dorsett (1984), 3.9 per car.
- 1,185 Tony Dorsett (1980), 4.3 per car.
- 1,142 Calvin Hill (1973), 4.2 per car.
- 1,107 Tony Dorsett (1979), 4.4 per car.

#### Game

- 206 Tony Dorsett (12/4/77 vs. Phil.) on 23 car.
- 183 Tony Dorsett (11/9/80 @ Giants) on 24 car.



## Cowboys Individual Records (Cont.)

- 175 Tony Dorsett (12/6/81 @ Balt.)  
on 30 car.
- 162 Tony Dorsett (9/21/81 @ N. Eng.)  
on 19 car.
- 159 Tony Dorsett (10/18/81 vs. Rams)  
on 27 car.
- 159 Tony Dorsett (9/29/85 @ Hous.)  
on 23 car.

### Opponent/Game

- 232 Jim Brown, Cleve. (9/22/63)
- 206 Greg Bell, @ Buf. (11/18/84)
- 195 Earl Campbell, Hous. (11/22/79)

## ATTEMPTS

### Career

- 2,625 Tony Dorsett (1977-86)
- 1,500 Don Perkins (1961-68)
- 1,166 Calvin Hill (1969-74)
- 1,160 Robert Newhouse (1972-83)

### Season

- 342 Tony Dorsett (1981)
- 305 Tony Dorsett (1985)
- 302 Tony Dorsett (1984)
- 290 Tony Dorsett (1978)

### Game

- 32 Calvin Hill (11/10/74 vs. S. Fran.)
- 31 Calvin Hill (9/16/73 @ Chi.)

### Opponent/Game

- 32 John Riggins, Wash. (10/14/84),  
165 yards

## TOUCHDOWNS RUSHING

### Career

- 71 Tony Dorsett (1977-86)
- 42 Don Perkins (1961-68)
- 39 Calvin Hill (1969-74)
- 31 Robert Newhouse (1972-83)

### Season

- 12 Tony Dorsett (1977)
- 12 Herschel Walker (1986)

### Game

- 4 Calvin Hill (9/19/71 @ Buf.)

### Opponent/Game

- 3 Jim Taylor, @ Green Bay (11/13/60)
- 3 Dick James, Washington (12/17/61)

## RUSHING AVERAGE

### Career (700 att.)

- 4.4 Tony Dorsett (1977-86), 2,625 att.
- 4.3 Walt Garrison (1966-74), 899 att.
- 4.3 Calvin Hill (1969-74), 1,166 att.

### Season (Qualifiers)

- 5.6 Amos Marsh (1962), 144-802
- 5.3 Duane Thomas (1970), 151-803
- 4.9 Herschel Walker (1986), 151-737

### Game (10 att.)

- 12.1 Walt Garrison (12/9/72 vs. Wash.),  
10-121
- 10.9 Amos Marsh (11/4/62 @ Wash.),  
10-109
- 10.8 Dan Reeves (12/11/66 vs. Wash.),  
10-108

### Longest Runs

- 99 Tony Dorsett (1/3/83 @ Minn.) TD
- 84 Herschel Walker (12/14/86 vs.  
Phil.) TD
- 84 Tony Dorsett (12/4/77 vs. Phil.) TD
- 77 Tony Dorsett (10/9/77 @ St. Louis) TD
- 77 Tony Dorsett (9/5/83 @ Wash.)
- 75 Tony Dorsett (9/21/81 @ N. Eng.) TD

### Opponent/Longest Run

- 85 Greg Bell, @ Buf. (11/18/84) TD

## PASSING

### TOTAL YARDS

#### Career

- 22,700 Roger Staubach (1969-79)
- 19,068 Danny White (1976-86)
- 17,199 Don Meredith (1960-68)

#### Season

- 3,980 Danny White (1983)
- 3,586 Roger Staubach (1979)
- 3,287 Danny White (1980)
- 3,190 Roger Staubach (1978)
- 3,157 Danny White (1985)

#### Game

- 460 Don Meredith (11/10/63) @ S. Fran.,  
30 of 48
- 406 Don Meredith (11/13/66 @ Wash.),  
21 of 29
- 394 Don Meredith (11/6/66 @ Phil.),  
14 of 24
- 389 Gary Hogeboom (12/22/85 @  
S. Fran.), 28 of 49

#### Opponent/Game

- 466 Bill Wade, Chi. (11/18/62), 28 of 46
- 432 Phil Simms, @ Giants (10/6/85),  
18 of 36
- 411 Sonny Jurgensen, @ Wash. (11/28/  
65), 26 of 46

## PASS ATTEMPTS

#### Career

- 2,958 Roger Staubach (1969-79)
- 2,546 Danny White (1976-86)

#### Season

- 533 Danny White (1983), 334 com.
- 461 Roger Staubach (1979), 267 com.
- 450 Danny White (1985), 267 com.
- 436 Danny White (1980), 260 com.

#### Game

- 49 Roger Staubach (10/26/75 @ Phil.),  
27 com.
- 49 Gary Hogeboom (12/22/85 @  
S. Fran.), 28 com.

#### Opponent/Game

- 52 Neil Lomax, @ St. Louis (11/11/84)
- 50 Phil Sims, Giants (12/15/85)

## PASS COMPLETIONS

#### Career

- 1,685 Roger Staubach (1969-79)
- 1,517 Danny White (1976-86)

#### Season

- 334 Danny White (1983), 533 att.
- 267 Roger Staubach (1979), 461 att.
- 267 Danny White (1985), 450 att.
- 260 Danny White (1980), 436 att.
- 231 Roger Staubach (1978), 413 att.

#### Game

- 33 Gary Hogeboom (9/3/84 @ Rams),  
47 att.
- 31 Danny White (11/13/83 @ S. Diego),  
47 att.
- 31 Danny White (10/6/85 @ Giants),  
46 att.
- 30 Don Meredith (11/10/63 @ S. Fran.),  
48 att.

## Cowboys Individual Records (Cont.)

### Opponent/Game

- 28 Bill Wade, Chicago (11/18/62), 46 att.
- 28 Kent Nix, @ Pitts. (10/22/67), 45 att.
- 28 Joe Theismann, @ Wash. (9/5/83), 38 att.
- 28 Neil Lomax, St. Louis (11/28/85), 43 att.

## TOUCHDOWN PASSES

### Career

- 153 Roger Staubach (1969-79)
- 142 Danny White (1976-86)

### Season

- 29 Danny White (1983) of 334 com.
- 28 Danny White (1980) of 260 com.
- 27 Roger Staubach (1979) of 267 com.
- 25 Roger Staubach (1978) of 231 com.

### Game

- 5 Eddie LeBaron (10/21/62 @ Pitt.)
- 5 Don Meredith (9/18/66 vs. Giants.)
- 5 Don Meredith (10/9/66 vs. Phil.)
- 5 Don Meredith (9/29/68 @ Phil.)
- 5 Craig Morton (10/19/69 vs. Phil.)
- 5 Craig Morton (12/20/70 vs. Hous.)
- 5 Danny White (10/20/83 @ Giants.)

### Opponent/Game

- 6 Y. A. Tittle, @ Giants (12/16/62)

## PASSES HAD INTERCEPTED

### Career

- 112 Danny White (1976-86)
- 111 Don Meredith (1960-68)

### Season

- 25 Eddie LeBaron (1960), 225 att.
- 25 Danny White (1980), 436 att.
- 23 Danny White (1983), 533 att.
- 21 Craig Morton (1972), 339 att.

### Game

- 5 Eddie LeBaron (9/30/60 vs. Phil.), 29 att.
- 5 Eddie LeBaron (11/5/61 vs. St. Louis), 33 att.
- 5 Danny White (11/9/80 @ Giants), 23 att.
- 5 Steve Pelluer (11/9/86 vs. L.A. Raiders), 30 att.

### Opponent/Game

- 6 Pete Liske, @ Phil. (9/26/71), 29 att.

## LOWEST INTERCEPTION RATE (150 or more att.)

### Season

- 1.9 Roger Staubach (1971), 4 of 211
- 2.4 Roger Staubach (1979), 11 of 461
- 2.5 Roger Staubach (1977), 9 of 361
- 3.0 Roger Staubach (1976), 11 of 369

## COMPLETION PER CENT

### Career (1500 att.)

- 59.6 Danny White (1976-86), 1,517 of 2,546
- 57.0 Roger Staubach (1969-79), 1,685 of 2,958
- 50.7 Don Meredith (1960-68), 1,170 of 2,308

### Season (Qualifiers)

- 63.2 Danny White (1982), 156 of 247
- 62.7 Danny White (1983), 334 of 533
- 62.6 Roger Staubach (1973), 179 of 286
- 59.7 Roger Staubach (1971), 126 of 211

### Game (12 or more com.)

- 87.5 Danny White (11/6/83 @ Phil.) 21 of 24
- 84.2 Don Meredith (9/15/68 vs. Det.) 16 of 19
- 81.2 Eddie LeBaron (9/16/62 vs. Wash.) 13 of 16

## LONGEST PASS PLAYS

- 95 Don Meredith to Bob Hayes (11/13/66 vs. Wash.) TD
- 91 Roger Staubach to Tony Dorsett (9/4/78 vs. Balt.) TD
- 89 Craig Morton to Bob Hayes (10/25/70 @ Kan. City) TD

### Opponent/Longest Pass Play

- 94 Norm Snead to Rich Houston @ Giants (9/24/72) TD

## PASS RECEIVING

### TOTAL RECEPTIONS

#### Career

- 489 Drew Pearson (1973-83)
- 479 Tony Hill (1977-86)
- 365 Bob Hayes (1965-74)
- 363 Tony Dorsett (1977-86)

#### Season

- 76 Herschel Walker (1986), 837 yds.
- 74 Tony Hill (1985), 1,113 yds.
- 73 Ron Springs (1983), 589 yds.

#### Game

- 13 Lance Rentzel (11/19/67 vs. Wash.), 223 yds.
- 11 Bill Howton (11/25/62 @ Phil.), 102 yds.
- 11 Ron Springs (9/12/81 @ N. Eng.), 72 yds.
- 11 Ron Springs (10/9/83 vs. Tampa Bay), 126 yds.
- 11 Tony Hill (9/15/85 @ Det.), 181 yds.
- 11 Doug Cosbie (9/15/85 @ Det.), 159 yds.

#### Opponent/Game

- 12 J. R. Wilburn, @ Pitt. (10/22/67), 142 yds.

## TOTAL RECEIVING YARDS

#### Career

- 7,988 Tony Hill (1977-86)
- 7,822 Drew Pearson (1973-83)
- 7,295 Bob Hayes (1965-74)
- 5,214 Frank Clarke (1960-67)
- 3,565 Billy Joe DuPree (1973-83)
- 3,521 Lance Rentzel (1967-70)

#### Season

- 1,232 Bob Hayes (1966), 64 recpt.
- 1,113 Tony Hill (1985), 74 recpt.
- 1,087 Drew Pearson (1974), 62 recpt.
- 1,062 Tony Hill (1979), 60 recpt.
- 1,055 Tony Hill (1980), 60 recpt.
- 1,043 Frank Clarke (1962), 47 recpt.
- 1,026 Drew Pearson (1979), 55 recpt.

#### Game

- 246 Bob Hayes (11/13/66 @ Wash.), 9 recpt.
- 241 Frank Clarke (9/16/62 vs. Wash.), 10 recpt.
- 223 Lance Rentzel (11/19/67 vs. Wash.), 13 recpt.
- 213 Tony Hill (11/12/79 vs. Phil.), 7 recpt.

## Cowboys Individual Records (Cont.)

### Opponent/Game

- 238 Harold Jackson, @ Rams (10/14/73),  
7 recpt.

## TOUCHDOWNS RECEIVING

### Career

- 71 Bob Hayes (1965-74)  
51 Tony Hill (1977-86)  
50 Frank Clarke (1960-67)  
48 Drew Pearson (1973-83)  
41 Billy Joe DuPree (1973-83)

### Season

- 14 Frank Clarke (1962), 47 recpt.  
13 Bob Hayes (1966), 64 recpt.  
12 Lance Rentzel (1969), 43 recpt.  
12 Bob Hayes (1965), 46 recpt.

### Game

- 4 Bob Hayes (12/20/70 vs. Hous.)

### Opponent/Game

- 4 Harold Jackson, @ Rams (10/14/73)

## RUSHING-RECEIVING

### Career

- 14,835 Tony Dorsett (1977-86), 11,580 rush.,  
3,255 rec.  
8,072 Tony Hill (1977-86), 7,988 rec.,  
84 rush.  
8,012 Drew Pearson (1973-83), 7,822 rec.,  
190 rush.  
7,527 Don Perkins (1961-68), 6,217 rush.,  
1,310 rec.  
7,365 Bob Hayes (1965-74), 7,295 rec.,  
70 rush.

### Season

- 1,971 Tony Dorsett (1981), 1,646 rush.,  
325 rec.  
1,756 Tony Dorsett (1985), 1,307 rush.,  
449 rec.  
1,703 Tony Dorsett (1978), 1,325 rush.,  
378 rec.  
1,648 Tony Dorsett (1984), 1,189 rush.,  
459 rec.  
1,608 Tony Dorsett (1983), 1,321 rush.,  
287 rec.

### Game

- 292 Herschel Walker (12/14/86 vs. Phil.),  
122 rush., 170 rec.  
254 Tony Dorsett (9/4/78 vs. Balt.),  
147 rush., 107 rec.  
246 Bob Hayes (11/13/66 @ Wash.),  
246 rec.  
241 Frank Clarke (9/16/62 vs. Wash.),  
241 rec.

## COMBINED YARDAGE

### Career

- 14,868 Tony Dorsett (1977-86), 33 ret. yds.  
9,104 Bob Hayes (1965-74), 1,739 ret. yds.  
8,436 Tony Hill (1977-86), 364 ret. yds.  
8,180 Drew Pearson (1973-83), 168 ret. yds.  
8,005 Don Perkins (1961-68), 478 ret. yds.  
6,493 Calvin Hill (1969-74), 125 ret. yds.  
6,493 Walt Garrison (1966-74), 813 ret. yds.

### Season

- 1,998 Amos Marsh (1962), 729 ret. yds.  
1,971 Tony Dorsett (1981), no ret. yds.  
1,757 Tony Dorsett (1978), 54 ret. yds.  
1,756 Tony Dorsett (1985), no ret. yds.  
1,627 Tony Dorsett (1984), —21 ret. yds.

### Game

- 292 Herschel Walker (12/14/86 vs.  
Phil.), 122 rush., 170 rec.  
285 Calvin Hill (11/16/69 @ Wash.)  
150 rush., 35 rec., 100 ret. yds.

## PUNTING

### TOTAL PUNTS

#### Career

- 611 Danny White (1976-86)  
247 Ron Widby (1968-71)  
192 Danny Villanueva (1965-67)

#### Season

- 86 Mike Saxon (1986), 40.7 av.  
82 Danny White (1984), 38.4 av.  
81 Danny White (1981), 40.8 av.  
81 Mike Saxon (1985), 41.9 av.

#### Game

- 11 Danny White (9/23/84 vs. Phil.),  
40.5 av.

### AVERAGE YARDS

#### Career (125 Punts)

- 45.1 Sam Baker (1962-63)

#### Season (Qualifiers)

- 45.4 Sam Baker (1962), 57 punts  
44.2 Sam Baker (1963), 71 punts  
43.3 Ron Widby (1969), 63 punts

#### Game (4 or more punts)

- 53.4 Ron Widby (11/3/68 @ N. Orleans)  
53.0 Marv Bateman (11/4/73 vs. Cin.)

### LONGEST PUNT

- 84 Ron Widby (11/3/68 @ N. Orleans)

## PUNT RETURNS

### TOTAL RETURNS

#### Career

- 146 Butch Johnson (1976-83)  
109 Mel Renfro (1964-77)  
104 Bob Hayes (1965-74)

#### Season

- 54 Gary Allen (1984), 8.3 av.  
54 James Jones (1980), 10.1 av.  
51 Butch Johnson (1978), 7.9 av.

#### Game

- 9 Butch Johnson (11/15/76 vs. Buf.)

### PUNT RETURN YARDAGE

#### Career

- 1,313 Butch Johnson (1976-83)  
1,158 Bob Hayes (1965-74)

#### Season

- 548 James Jones (1980), 10.1 av.  
489 Butch Johnson (1976), 10.9 av.  
446 Gary Allen (1984), 8.3 av.

#### Game

- 122 Bob Hayes (12/8/68 vs. Pitt.), 3 ret.

#### Longest Punt Return

- 98 Dennis Morgan (10/13/74 vs. St. Louis)  
90 Bob Hayes (12/6/68 vs. Pitt.)

### AVERAGE YARDS

#### Career (75 ret.)

- 11.1 Bob Hayes (1965-74), 104 ret.  
9.0 Butch Johnson (1976-83), 146 ret.  
8.5 James Jones (1980-82), 87 ret.

#### Season (Qualifiers)

- 20.8 Bob Hayes (1968), 15 ret.  
15.1 Dennis Morgan (1974), 19 ret.  
13.1 Mel Renfro (1964), 32 ret.

#### Games (3 ret.)

- 40.7 Bob Hayes (12/8/68 vs. Pitt.) 3 for  
122 yds.

## Cowboys Individual Records (Cont.)

### FAIR CATCHES

#### Career

- 38 Mel Renfro (1964-77)
- 38 Butch Johnson (1976-83)
- 35 Golden Richards (1973-78)

#### Season

- 18 Golden Richards (1973)
- 16 Cliff Harris (1972)
- 15 Butch Johnson (1977)
- 15 Gary Allen (1984)

#### Game

- 4 Golden Richards (11/16/75 @ N. Eng.)
- 4 Golden Richards (11/7/74 @ Wash.)
- 4 Lance Rentzel (12/21/68 vs. Clev. playoff game)
- 4 Cliff Harris (12/23/72 @ S. Fran. playoff game)

### KICKOFF RETURNS

### TOTAL RETURNS

#### Career

- 85 Mel Renfro (1964-77)
- 79 Butch Johnson (1976-83)

#### Season

- 43 Ron Fellows (1983), 19.9 av.
- 40 Mel Renfro (1964), 25.4 av.
- 38 Ron Springs (1979), 20.5 av.

#### Game

- 8 Mel Renfro (10/29/63 vs. Green Bay), 156 yds.

### KICKOFF RETURN YARDAGE

#### Career

- 2,246 Mel Renfro (1964-77)
- 1,832 Butch Johnson (1976-83)

#### Season

- 1,017 Mel Renfro (1964), 25.4 av.
- 855 Ron Fellows (1983), 19.9 av.
- 823 Cliff Harris (1971), 28.4 av.
- 823 Dennis Morgan (1974), 23.5 av.

#### Game

- 168 Mel Renfro (11/22/64 @ Wash.), 4 ret.
- 157 Amos Marsh (10/14/62 vs. Phil.), 4 ret.

#### Longest Kickoff Return

- 101 Amos Marsh (10/14/62 vs. Phil.)
- 101 Ike Thomas (12/4/71 vs. Jets)
- 100 Mark Washington (11/12/70 @ Wash.)
- 100 Mel Renfro (11/7/65 vs. S. Fran.)

### AVERAGE YARDS

#### Career (60 ret.)

- 26.4 Mel Renfro (1964-77), 85 ret.
- 25.7 Cliff Harris (1970-79), 63 ret.

#### Season (Qualifiers)

- 30.0 Mel Renfro (1965), 21 ret.
- 28.4 Cliff Harris (1971), 29 ret.

#### Game (3 ret.)

- 42.0 Mel Renfro (11/12/64 @ Wash.), 4 for 168 yds.

### INTERCEPTIONS

### TOTAL INTERCEPTIONS

#### Career

- 52 Mel Renfro (1964-77)
- 41 Charlie Waters (1970-78, 1980-81)
- 37 Everson Walls (1981-86)
- 36 Dennis Thurman (1978-85)
- 34 Cornell Green (1962-74)

#### Season

- 11 Everson Walls (1981), 133 yds.
- 10 Mel Renfro (1969), 118 yds.
- 9 Dennis Thurman (1981), 181 yds.
- 9 Everson Walls (1985), 31 yds.

#### Game

- 3 Herb Adderley (9/26/71 @ Phil.), 102 yds.
- 3 Lee Roy Jordan (11/4/73 vs. Cin.), 49 yds.
- 3 Dennis Thurman (12/31/81 vs. Phil.), 37 yds.

### INTERCEPTION YARDAGE

#### Career

- 626 Mel Renfro (1964-77)
- 584 Charlie Waters (1970-78, 1980-81)
- 562 Dennis Thurman (1978-85)

#### Season

- 211 Cornell Green (1963), 7 for 30.1 av.
- 187 Dennis Thurman (1981), 9 for 20.8 av.
- 182 Herb Adderley (1971), 6 for 30.3 av.

#### Game

- 121 Mike Gaechter (11/3/63 vs. Wash.), on 2 int.

#### Longest Interception Return

- 100 Mike Gaechter (10/14/62 vs. Phil.)
- 96 Dennis Thurman (9/6/81 @ Wash.)
- 90 Mel Renfro (10/4/65 @ St. Louis)

### TOUCHDOWN INTERCEPTIONS

#### Career

- 4 Dennis Thurman (1977-85)

### TACKLES

### Total Unassisted Tackles

#### Career

- 743 Lee Roy Jordan (1963-76)

#### Season

- 100 Lee Roy Jordan (1975)

#### Game

- 14 Lee Roy Jordan (10/28/73 vs. Phil.)

### Total Assisted Tackles

#### Career

- 493 Lee Roy Jordan (1963-76)

#### Season

- 101 Jerry Tubbs (1960)

#### Game

- 15 Jerry Tubbs (11/27/60 vs. Chi.)

### Total Tackles Combined

#### Career

- 1,236 Lee Roy Jordan (1963-76)

#### Season

- 167 Bob Breunig (1979)
- 163 Lee Roy Jordan (1973)

#### Game

- 21 Lee Roy Jordan (9/26/71 vs. Phil.)

### SACKS

### Total Sacks

#### Career

- 125 Harvey Martin (1973-83)

#### Season

- 23 Harvey Martin (1977)

#### Game

- 5 Jim Jeffcoat (11/10/85 @ Wash.)

#### Opponent/Game

- 3½ Jerry Sherk @ Clev. (9/24/79)
- 3½ John Mendenhall, Giants (9/29/74)



# Cowboys Team Records

1960: 12 games; 1961-77: 14 games; 1978-86: 16 games. NOTE: The 1982 regular season was reduced from 16 games to 9 because of a players' strike.

## SCORING

### MOST POINTS

Season  
479 1983

#### Game

59 9/15/68 vs. Detroit  
59 10/12/80 vs. San Francisco

### FEWEST POINTS

Season  
177 1960  
236 1961\*\*  
308 1984\*

#### Game

0 11/16/70 vs. St. Louis  
0 11/17/85 vs. Chicago

### OPPONENT/MOST POINTS

Season  
402 1962

#### Game

54 10/18/70 @ Minnesota

### OPPONENT/FEWEST POINTS

Season  
186 1968  
208 1978\*

#### Game

0 9 times, last 9/4/78 vs. Baltimore

### MOST POINTS, BOTH TEAMS

#### Game

86 9/19/71 @ Buffalo, (Dallas 49,  
Buffalo 37)  
78 10/23/83 vs. L.A. Raiders, (Raiders 40,  
Dallas 38)

### FEWEST POINTS, BOTH TEAMS

#### Game

8 12/12/70 @ Cleveland, (Dallas 6,  
Cleveland 2)

### MOST DECISIVE WIN

#### Game

49 10/9/66 vs. Philadelphia, (Dallas 56,  
Philadelphia 7)  
46 9/15/68 vs. Detroit, (Dallas 59,  
Detroit 13)  
45 9/18/66 vs. N.Y. Giants, (Dallas 52,  
Giants 7)  
45 10/12/80 vs. San Fran., (Dallas 59,  
San Fran. 14)

### MOST DECISIVE LOSS

#### Game

44 11/17/85 vs. Chicago (Chicago 44,  
Dallas 0)

### MOST TOUCHDOWNS

Season  
60 1980

#### Game

8 10/9/66 vs. Philadelphia  
8 9/15/68 vs. Detroit  
8 10/12/80 vs. San Francisco

### FEWEST TOUCHDOWNS

Season  
23 1960  
29 1961\*\*  
34 1984\*

### OPPONENT/MOST TDS

Season  
52 1962

#### Game

7 12/9/62 @ St. Louis  
7 12/8/85 @ Cincinnati

### OPPONENT/FEWEST TDS

Season  
22 1973  
25 1978\*

### MOST TOUCHDOWNS BY:

#### RUSHING

Season  
26 1980

#### Game

5 9/19/71 @ Buffalo

#### PASSING

Season  
31 1962, 83

#### Game

5 6 times, last 10/30/83  
@ N.Y. Giants

### INTERCEPTIONS

Season  
4 1985

#### Game

2 9/9/85 vs. Washington

### KO RETURNS

Season  
2 1971

### PUNT RETURN

Season  
2 1968

### FEWEST TOUCHDOWNS BY:

#### RUSHING

Season  
6 1960  
6 1961\*\*  
11 1985\*

#### PASSING

Season  
10 1964  
19 1984\*

### OPPONENT/MOST TOUCHDOWNS BY:

#### RUSHING

Season  
24 1960

#### Game

5 4 Times, last 10/10/65  
vs. Philadelphia

#### PASSING

Season  
33 1962

#### Game

5 10/30/60 vs. Baltimore  
5 11/2/69 @ Cleveland

### INTERCEPTIONS

Season  
3 1961

### KO RETURNS

Season  
3 1966

\*16-game record;

\*\*14-game record

## Cowboys Team Records (Cont.)

### PUNT RETURNS

#### Game

1 7 times, last 12/19/83 @  
San Francisco

### OPPONENT/FEWEST TDs BY:

#### RUSHING

##### Season

2 1968  
8 1984\*

### PASSING

##### Season

10 1970  
11 1978\*

### MOST PATS SCORED

##### Season

59 1980

##### Game

8 9/15/68 vs. Detroit  
8 10/12/80 vs. San Fran.

### OPPONENT/MOST PATS SCORED

##### Season

49 1962

##### Game

7 12/9/62 @ St. Louis

### MOST FGS SCORED

##### Season

27 1981  
23 1984

##### Game

4 11/24/66 vs. Cleveland  
4 11/12/72 vs. St. Louis  
4 9/21/75 vs. L.A. Rams  
4 9/6/81 @ Washington  
4 9/21/81 @ New England

### SCORE BY QUARTERS

#### 1ST QUARTER

28 10/19/69 vs. Philadelphia  
28 12/4/71 vs. N.Y. Jets

#### 2ND QUARTER

24 9/18/66 vs. N.Y. Giants  
24 10/30/66 vs. Pittsburgh  
24 9/15/68 vs. Detroit  
24 10/24/71 vs. New England  
24 10/12/80 vs. San Francisco

#### 3RD QUARTER

21 10/30/66 vs. Pittsburgh  
21 9/24/73 vs. New Orleans  
21 12/7/74 vs. Cleveland  
21 9/28/75 vs. St. Louis  
21 10/26/80 vs. San Diego

#### 4TH QUARTER

21 12/19/65 @ N.Y. Giants  
21 9/15/68 vs. Detroit  
21 10/6/75 @ Detroit  
21 10/21/73 vs. N.Y. Giants  
21 11/27/80 vs. Seattle  
21 10/21/84 vs. New Orleans  
21 9/15/85 @ Detroit

### SCORE BY HALVES

#### 1ST HALF

42 10/19/69 vs. Philadelphia

#### 2ND HALF

31 9/29/68 @ Philadelphia  
31 11/17/68 @ Washington

### OPPONENT/SCORE BY QUARTERS

#### 1ST QUARTER

22 12/8/85 @ Cincinnati

#### 2ND QUARTER

28 12/16/62 @ N.Y. Giants

### 3RD QUARTER

21 12/17/61 @ Washington  
21 12/8/85 @ Cincinnati

### 4TH QUARTER

21 12/9/62 @ St. Louis  
21 11/28/65 @ Washington  
21 11/16/70 vs. St. Louis  
21 11/5/72 @ San Diego

### OPPONENT/SCORE BY HALVES

#### 1ST HALF

34 10/18/70 @ Minnesota  
34 10/14/73 @ L.A. Rams  
34 11/23/86 @ Washington

#### 2ND HALF

38 12/9/62 @ St. Louis

### SCORE BY QUARTERS, BOTH TEAMS

#### 1ST QUARTER

35 10/19/69 vs. Philadelphia

#### 2ND QUARTER

38 11/10/75 vs. Kansas City  
38 10/23/83 vs. L.A. Raiders

#### 3RD QUARTER

35 9/28/75 vs. St. Louis

#### 4TH QUARTER

35 10/21/73 vs. N.Y. Giants

### SCORE BY HALVES, BOTH TEAMS

#### 1ST HALF

55 10/23/83 vs. L.A. Raiders

#### 2ND HALF

52 9/28/75 vs. St. Louis

### FIRST DOWNS

#### MOST FIRST DOWNS

##### Season

342 1978, 83

##### Game

33 9/15/85 @ Detroit

#### FEWEST FIRST DOWNS

##### Season

180 1960  
211 1965\*\*  
321 1981\*

##### Game

8 10/16/60 vs. Cleveland  
8 11/12/61 @ Pittsburgh  
8 12/10/61 @ St. Louis  
8 11/29/64 vs. Green Bay  
8 11/1/70 vs. Philadelphia

### OPPONENT/MOST FIRST DOWNS

##### Season

312 1985

##### Game

31 10/23/83 vs. L.A. Raiders  
31 12/8/85 @ Cincinnati

### OPPONENT/FEWEST FIRST DOWNS

##### Season

199 1974  
232 1978\*

##### Game

5 11/6/66 @ Philadelphia  
5 10/20/74 vs. Philadelphia

### MOST FIRST DOWNS, BOTH TEAMS

648 1985

##### Game

55 10/1/67 vs. L.A. Rams

### MOST FIRST DOWNS BY:

#### RUSHING

##### Season

147 1974

\*16-game record;

\*\*14-game record

## Cowboys Team Records (Cont.)

<b>Game</b>	19 12/6/81 @ Baltimore
<b>PASSING</b>	
<b>Season</b>	208 1985
<b>Game</b>	23 11/10/63 @ San Francisco
<b>PENALTY</b>	
<b>Season</b>	33 1985
<b>Game</b>	6 10/9/83 vs. Tampa Bay
<b>FEWEST FIRST DOWNS BY:</b>	
<b>RUSHING</b>	
<b>Season</b>	57 1960 87 1965** 93 1984*
<b>Game</b>	0 11/16/70 vs. St. Louis
<b>PASSING</b>	
<b>Season</b>	95 1970 158 1981*
<b>Game</b>	3 8 times, last 9/23/74 @ Philadelphia
<b>PENALTY</b>	
<b>Season</b>	9 1961 9 1962 9 1971 22 1979*
<b>OPPONENT/MOST FIRST DOWNS BY:</b>	
<b>RUSHING</b>	
<b>Season</b>	122 1961
<b>Game</b>	17 9/30/84 @ Chicago
<b>PASSING</b>	
<b>Season</b>	193 1985
<b>Game</b>	21 11/18/62 vs. Chicago 21 11/20/83 vs. Kansas City 21 11/11/84 @ St. Louis
<b>PENALTY</b>	
<b>Season</b>	28 1980
<b>Game</b>	5 11/21/65 vs. Cleveland 5 12/7/74 vs. Cleveland 5 11/20/83 vs. Kansas City
<b>OPPONENT/FEWEST FIRST DOWNS BY:</b>	
<b>RUSHING</b>	
<b>Season</b>	52 1969 82 1983*
<b>PASSING</b>	
<b>Season</b>	94 1977 128 1978*
<b>PENALTY</b>	
<b>Season</b>	10 1969 18 1981*

\*16-game record;

<b>TOTAL YARDS</b>	
<b>MOST NET YARDS GAINED</b>	
<b>Season</b>	5,968 1979
<b>Game</b>	652 10/6/66 vs. Philadelphia 583 9/4/78 vs. Baltimore 578 9/30/73 vs. St. Louis
<b>FEWEST NET YARDS GAINED</b>	
<b>Season</b>	3,153 1960 3,704 1964** 5,320 1984*
<b>Game</b>	126 12/10/61 @ St. Louis
<b>OPPONENT/MOST NET YARDS GAINED</b>	
<b>Season</b>	5,608 1985
<b>Game</b>	570 12/8/85 @ Cincinnati 529 10/25/81 vs. Miami
<b>OPPONENT/FEWEST NET YDS. GAINED</b>	
<b>Season</b>	3,213 1977 4,009 1978**
<b>Game</b>	63 10/24/65 @ Green Bay 80 12/10/67 vs. Philadelphia
<b>MOST NET YARDS, BOTH TEAMS</b>	
<b>Season</b>	11,386 1983
<b>Game</b>	995 10/25/81 vs. Miami 926 11/10/63 @ San Francisco
<b>RUSHING</b>	
<b>MOST YARDS RUSHING</b>	
<b>Season</b>	2,783 1978
<b>Game</b>	354 12/6/81 @ Baltimore
<b>FEWEST YARDS RUSHING</b>	
<b>Season</b>	1,049 1960 1,608 1965** 1,714 1984*
<b>Game</b>	33 12/11/83 vs. Washington
<b>OPPONENT/MOST YARDS RUSHING</b>	
<b>Season</b>	2,242 1960 2,226 1984*
<b>Game</b>	289 10/22/61 vs. Philadelphia
<b>OPPONENT/FEWEST YARDS RUSHING</b>	
<b>Season</b>	1,050 1969 1,499 1983*
<b>Game</b>	7 10/30/66 vs. Pittsburgh
<b>MOST YARDS RUSHING, BOTH TEAMS</b>	
<b>Season</b>	5,760 1981
<b>Game</b>	510 12/6/81 @ Baltimore 466 10/22/61 vs. Philadelphia

\*\*14-game record

## Cowboys Team Records (Cont.)

### MOST ATTEMPTS RUSHING

Season

630 1981

Game

66 12/6/81 @ Baltimore

### FEWEST RUSHING ATTEMPTS

Season

311 1960

416 1961\*\*

447 1986\*

Game

16 11/7/65 vs. San Francisco

16 11/17/85 vs. Chicago

### OPPONENT/MOST ATTEMPTS RUSHING

Season

510 1984

Game

54 10/11/70 vs. Atlanta

### OPPONENT/FEWEST ATTEMPTS RUSHING

Season

313 1969

410 1983\*

Game

12 10/16/83 vs. Philadelphia

12 9/24/67 vs. N.Y. Giants

12 10/30/66 vs. Pittsburgh

### PASSING

### MOST NET YARDS PASSING

Season

3,861 1985

Game

452 9/15/85 @ Detroit

### FEWEST NET YARDS PASSING

Season

2,013 1964

3,104 1980\*

Game

—10 10/24/65 @ Green Bay

### OPPONENT/MOST NET YARDS PASSING

Season

3,928 1983

Game

437 11/18/62 vs. Chicago

### OPPONENT/FEWEST NET YARDS PASSING

Season

1,562 1977

2,288 1980\*

Game

—1 10/24/65 @ Green Bay

—1 12/21/75 @ N.Y. Jets

### MOST GROSS YARDS PASSING

Season

4,236 1985

Game

481 9/15/85 @ Detroit

### FEWEST GROSS YARDS PASSING

Season

2,388 1960

2,445 1970\*\*

3,356 1980\*

Game

42 10/24/65 @ Green Bay

### OPPONENT/MOST GROSS YARDS PASSING

Season

4,365 1983

Game

466 11/18/62 vs. Chicago

### OPPONENT/FEWEST GROSS YARDS PASSING

Season

1,991 1977

2,730 1978\*

Game

—15 12/21/75 @ N.Y. Jets

### MOST PASS ATTEMPTS

Season

604 1984

Game

62 9/15/85 @ Detroit

### FEWEST PASS ATTEMPTS

Season

297 1970

439 1981\*

Game

11 10/21/73 vs. N.Y. Giants

11 10/11/70 vs. Atlanta

### OPPONENT/MOST PASS ATTEMPTS

Season

558 1983

Game

59 11/20/83 vs. Kansas City

### OPPONENT/FEWEST PASS ATTEMPTS

Season

293 1960

326 1961\*\*

432 1978\*

Game

10 10/3/71 vs. Washington

10 11/22/73 vs. Miami

### MOST PASS COMPLETIONS

Season

346 1983

Game

40 9/15/85 @ Detroit

### FEWEST PASS COMPLETIONS

Season

149 1970

251 1978\*

Game

4 10/11/70 vs. Atlanta

### OPPONENT/MOST PASS COMPLETIONS

Season

299 1983

Game

33 11/20/83 vs. Kansas City

### OPPONENT/FEWEST PASS COMPLETIONS

Season

146 1960

154 1977\*\*

202 1978\*

Game

2 12/21/75 @ N.Y. Jets

### DEFENSE, MOST QB SACKS

Season

62 1985

Game

12 11/20/66 @ Pittsburgh

12 9/29/85 @ Houston

### OPPONENT/DEFENSE, MOST QB SACKS

Season

68 1964

Game

11 11/16/86 @ San Diego

\*16-game record;

\*\*14-game record



## Cowboys Team Records (Cont.)

### DEFENSE, MOST QB SACK YARDS

Season  
459 1985

Game  
84 10/6/75 @ Detroit

### OPPONENT/DEFENSE, MOST QB SACK YARDS

Season  
503 1964

Game  
67 9/25/83 vs. New Orleans

### INTERCEPTIONS

#### MOST PASSES INTERCEPTED

Season  
37 1981

Game  
7 9/30/60 vs. Philadelphia  
7 9/26/71 @ Philadelphia

#### FEWEST PASSES INTERCEPTED

Season  
13 1974, 1979

#### OPPONENT/MOST PASSES INTERCEPTED

Season  
33 1960

Game  
5 9/30/60 vs. Philadelphia  
5 11/5/61 vs. St. Louis  
5 11/9/80 @ N.Y. Giants  
5 12/2/84 @ Philadelphia  
5 11/9/86 vs. L.A. Raiders

#### OPPONENT/FEWEST PASSES INTERCEPTED

Season  
10 1977  
13 1979\*

### PENALTIES

#### MOST PENALTIES

Season  
111 1986

Game  
15 10/18/81 vs. L.A. Rams  
14 11/6/77 @ N.Y. Giants  
14 9/9/79 @ San Francisco

#### FEWEST PENALTIES

Season  
47 1961  
96 1978\*\*

Game  
0 12/10/61 @ St. Louis  
0 11/23/80 vs. Washington

#### OPPONENT/MOST PENALTIES

Season  
108 1985

Game  
14 10/9/83 vs. Tampa Bay

#### OPPONENT/FEWEST PENALTIES

Season  
38 1961  
70 1979\*

Game  
0 10/21/62 @ Pittsburgh  
0 12/5/65 @ Philadelphia

#### MOST YARDS PENALIZED

Season  
952 1964, 71

Game  
161 11/2/70 @ Washington  
159 10/13/68 vs. Philadelphia

#### FEWEST YARDS PENALIZED

Season  
427 161  
704 1978\*

Game  
0 12/10/61 @ St. Louis  
0 11/23/80 vs. Washington

#### OPPONENT/MOST YARDS PENALIZED

Season  
990 1985

Game  
185 10/9/83 vs. Tampa Bay  
166 10/9/77 @ St. Louis

#### OPPONENT/FEWEST YARDS PENALIZED

Season  
362 1961  
704 1979\*

Game  
0 10/21/62 @ Pittsburgh  
0 12/5/65 @ Philadelphia

#### BOTH TEAMS, FEWEST YARDS PENALIZED

Season  
789 1961  
1,549 1979\*

Game  
10 12/10/61 @ St. Louis

### PUNTING

#### MOST PUNTS

Season  
108 1984

Game  
11 9/23/84 vs. Philadelphia

#### OPPONENT/MOST PUNTS

Season  
108 1978

Game  
11 9/30/62 @ L.A. Rams  
11 9/15/74 @ Atlanta  
11 11/15/76 vs. Buffalo  
11 11/22/84 vs. New England

#### HIGHEST AVERAGE

Season  
45.4 1962  
Game (4 punts)  
53.4 11/3/68 vs. New Orleans (4)

#### OPPONENT/HIGHEST AVERAGE

Season  
45.5 1961  
Game (4 punts)  
54.3 10/17/65 @ Cleveland (6)

### PUNT RETURNS

#### MOST PUNT RETURNS

Season  
63 1978

Game  
9 11/15/76 vs. Buffalo

#### MOST PUNT RETURN YARDS

Season  
573 1974

Game  
122 12/8/68 vs. Pittsburgh

#### OPPONENT/MOST PUNT RETURNS

Season  
55 1984

Game  
8 11/4/84 vs. N.Y. Giants

\*16-game record;

\*\*14-game record

## Cowboys Team Records (Cont.)

### OPPONENT/MOST PUNT RETURN YARDS

Season  
588 1983

Game  
109 11/16/70 vs. St. Louis

### KICKOFF RETURNS

#### MOST KICKOFF RETURNS

Season  
70 1983

Game  
9 10/18/70 @ Minnesota

#### MOST KICKOFF RETURN YARDS

Season  
1,376 1971

Game  
260 11/7/65 vs. San Francisco

#### OPPONENT/MOST KICKOFF RETURNS

Season  
78 1966, 83\*

Game  
10 9/15/68 vs. Detroit

#### OPPONENT/MOST KICKOFF RETURN YARDS

Season  
1,806 1983

Game  
261 11/6/66 @ Philadelphia

### FUMBLES

#### MOST FUMBLES

Season  
46 1961

#### Game

7 10/11/71 vs. N.Y. Giants

#### MOST FUMBLES LOST

##### Season

21 1961, 71, 79

##### Game

5 11/13/68 @ New Orleans

5 10/11/71 vs. N.Y. Giants

5 11/10/75 vs. Kansas City

#### OPPONENT/MOST FUMBLES

##### Season

44 1973

##### Game

7 11/28/65 @ Washington

7 11/10/75 vs. Kansas City

#### OPPONENT/MOST FUMBLES LOST

##### Season

25 1971

##### Game

5 10/11/71 vs. N.Y. Giants

5 9/16/73 @ Chicago

5 10/12/80 vs. San Francisco

5 10/23/83 vs. L.A. Raiders

\*16-game record;

\*\*14-game record

## Miscellaneous Records

### INDIVIDUAL

#### MOST CONSECUTIVE PASSES COMPLETED

14 Steve Pelluer (vs. Seattle, Nov. 27, 1986)

#### MOST CONSECUTIVE PASSES WITHOUT INTERCEPTION

166 Don Meredith (began vs. Philadelphia, Dec. 5, 1965, ended vs. St. Louis, Oct. 16, 1966).

#### MOST CONSECUTIVE GAMES RUSH FOR TD

6 Tony Dorsett in 1977.

6 Tony Dorsett in 1980.

#### MOST CONSECUTIVE GAMES CATCH TD PASS

7 Frank Clarke (final game of 1961 season, first six games in '62).

7 Bob Hayes (final three games of 1965 season, first four games in 1966).

#### MOST CONSECUTIVE GAMES INTERCEPT PASS

5 Don Bishop in 1961.

#### MOST CONSECUTIVE PATs

99 Mike Clark (last 17 in 1969, all 35 in 1970 and all 47 in 1971).

#### MOST CONSECUTIVE GAMES AT LEAST ONE PASS CATCH

72 Tony Hill (last 12 games of 1981 season, all of 1982, 1983, 1984 and 1985, first 13 games of 1986).

#### MOST CONSECUTIVE FG

9 Rafael Septien (began vs. New England, Sept. 21, 1981, ended vs. Miami, Oct. 25, 1981).

#### MOST CONSECUTIVE GAMES KICK FG

10 Mike Clark (final nine games of 1969 season, first game in 1970).

10 Toni Fritsch, twice (final seven games of 1972 season, first three games in 1973; first 10 games in 1975).

## Miscellaneous Records (Cont.)

### MOST SEASONS PLAYED

- 14 Bob Lilly (1961-74)  
Lee Roy Jordan (1963-76)  
Jethro Pugh (1965-78)
- 13 Cornell Green (1962-74)  
Dave Edwards (1963-75)  
D. D. Lewis (1968, 1970-81)

### MOST CONSECUTIVE GAMES PLAYED

- 196 Bob Lilly (from 1961 through 1974).
- 168 Cornell Green (1962-74)
- 165 Tom Rafferty (1976-86)

### TEAM

### \*CONSECUTIVE WINNING SEASONS

- 20 (1966-85)

### \*CONSECUTIVE PLAYOFF APPEARANCES

- 9 (1975-83)

### \*CONSECUTIVE SEASON-OPENING VICTORIES

- 17 (1965-81)

### ALL-TIME TEXAS STADIUM RECORD

- 100-29 (1971-86, regular season and playoffs)

### LONGEST HOME WINNING STREAK

- 18 games (began Sept. 21, 1980 vs. Tampa Bay, ended Sept. 13, 1982 vs. Pittsburgh)

### MOST CONSECUTIVE GAMES INTERCEPT PASS

- 28 Every game in 1962 and 1963.

### MOST CONSECUTIVE PATs

- 162 1969, 1970, 1971, 1972, 1973.

### MOST CONSECUTIVE GAMES WITHOUT LOSING FUMBLE

- 3 1973, 1974, 1975, 1976 and 1977.

### \*NFL record

### PAT Record

- |                                       |  |
|---------------------------------------|--|
| 21 of 23 in 1960 — last 17 straight.  | 39 of 41 in 1977 — first 14, last 16.  |
| 29 of 29 in 1961 — all 29.            | 46 of 48 in 1978 — first 8, last one.  |
| 50 of 51 in 1962 — first 33, last 17. | 40 of 45 in 1979 — first one, last 26. |
| 38 of 40 in 1963 — first 32.          | 59 of 60 in 1980 — first 52, last 7.   |
| 28 of 30 in 1964 — last 23.           | 40 of 40 in 1981 — all 40.             |
| 37 of 38 in 1965 — last 24.           | 28 of 28 in 1982 — all 28.             |
| 56 of 56 in 1966 — all 56.            | 57 of 59 in 1983 — first 13, last 20.  |
| 41 of 44 in 1967 — first 8, last 1.   | 33 of 34 in 1984 — first 17, last 16.  |
| 54 of 54 in 1968 — all 54.            | 42 of 43 in 1985 — first 28, last 14.  |
| 43 of 44 in 1969 — first 26, last 17. | 43 of 43 in 1986 — all 43.             |
| 35 of 35 in 1970 — all 35.            |  |
| 50 of 50 in 1971 — all 50.            |  |
| 36 of 36 in 1972 — all 36.            |  |
| 45 of 46 in 1973 — first 24, last 21. |  |
| 37 of 38 in 1974 — first 4, last 33.  |  |
| 38 of 40 in 1975 — last 34.           |  |
| 34 of 34 in 1976 — all 34             |  |

## Largest Margin of Victory

1. 49 points, (56-7) vs. Philadelphia, 1966
2. 46 points, (59-13) vs. Detroit, 1968
3. 45 points, (52-7) vs. NY Giants, 1966
4. 45 points, (59-14) vs. San Francisco, 1980
5. 44 points, (51-7) vs. Seattle, 1980
6. 42 points, (52-10) vs. Houston, 1970
- 42 points, (52-10) vs. NY Jets, 1971

8. 38 points, (52-14) vs. Cleveland, 1967  
(Eastern Conference Championship Game)
- 38 points, (38-0) vs. Baltimore, 1978
- 38 points, (38-0) vs. Tampa Bay, 1982  
(1981 NFC Divisional Playoff)
11. 37 points, (40-3) vs. New Orleans, 1973
- 37 points, (37-0) vs. Detroit, 1977
13. 35 points, (49-14) vs. Philadelphia, 1969
- 35 points, (42-7) vs. Philadelphia, 1971
- 35 points, (45-10) vs. St. Louis, 1973
16. 34 points, (34-0) vs. Washington, 1970

## Largest Margin of Defeat

1. 44 points, (44-0) vs. Chicago, 1985
2. 41 points, (48-7) vs. Cleveland, 1960
- 41 points, (54-13) vs. Minnesota, 1970
4. 38 points, (45-7) vs. Baltimore, 1960
- 38 points, (38-0) vs. St. Louis, 1970
6. 36 points, (43-7) vs. Philadelphia, 1961
7. 34 points, (41-7) vs. Green Bay, 1960
8. 32 points, (52-20) vs. St. Louis, 1962
- 32 points, (42-10) vs. Cleveland, 1969
10. 31 points, (45-14) @ San Francisco, 1981

## Cowboys Big Days

### RUSHING

(includes all 100-yard days)

- 206—Tony Dorsett vs. Philadelphia, Dec. 4, 1977 (23 carries).
- 183—Tony Dorsett @ N.Y. Giants, Nov. 9, 1980 (24 carries).
- 175—Tony Dorsett @ Baltimore, Dec. 6, 1981 (30 carries).
- 162—Tony Dorsett @ New England, Sept. 21, 1981 (19 carries).
- 159—Tony Dorsett vs. L.A. Rams, Oct. 18, 1981 (27 carries).
- 159—Tony Dorsett @ Houston, Sept. 29, 1985 (23 carries).
- 154—Tony Dorsett vs. St. Louis, Sept. 24, 1978 (21 carries).
- 153—Tony Dorsett @ Minnesota, Jan. 3, 1983 (16 carries).
- 153—Calvin Hill vs. San Francisco, Nov. 10, 1974 (32 carries).
- 152—Tony Dorsett vs. New Orleans, Nov. 19, 1978 (25 carries).
- 151—Tony Dorsett @ Washington, Sept. 5, 1983 (14 carries).
- 150—Calvin Hill @ Washington, Nov. 16, 1969 (27 carries).
- 149—Tony Dorsett @ Green Bay, Nov. 12, 1978 (23 carries).
- 147—Tony Dorsett vs. Baltimore, Sept. 4, 1978 (15 carries).
- 145—Tony Dorsett @ Minnesota, Oct. 7, 1979 (21 carries).
- 141—Tony Dorsett @ Minnesota, Oct. 2, 1983 (26 carries).
- 141—Tony Dorsett @ St. Louis, Oct. 9, 1977 (14 carries).
- 140—Calvin Hill vs Philadelphia, Oct. 20, 1974 (26 carries).
- 138—Calvin Hill @ New Orleans, Sept. 28, 1969 (23 carries).
- 137—Don Perkins vs. St. Louis, Oct. 28, 1962 (24 carries).
- 137—Don Perkins vs. N.Y. Giants, Oct. 11, 1964 (17 carries).
- 134—Duane Thomas @ Kansas City, Oct. 25, 1970 (20 carries).
- 133—Don Perkins @ Green Bay, Oct. 24, 1965 (22 carries).
- 132—Tony Dorsett @ Washington, Sept. 6, 1981 (20 carries).
- 130—Calvin Hill @ Chicago, Sept. 16, 1973 (31 carries).
- 129—Tony Dorsett vs. St. Louis, Sept. 13, 1981 (16 carries).
- 124—Robert Newhouse @ St. Louis, Dec. 16, 1973 (19 carries).
- 124—Tony Dorsett vs. New Orleans, Sept. 25, 1983 (16 carries).
- 123—Don Perkins vs. Cleveland, Dec. 3, 1961 (20 carries).
- 123—Duane Thomas vs. Washington, Dec. 6, 1970 (19 carries).
- 123—Calvin Hill vs. N.Y. Giants, Oct. 21, 1973 (23 carries).



## Cowboys Big Days (Cont.)

- 122—Herschel Walker vs. Philadelphia, Dec. 14, 1986 (6 carries).
- 122—Tony Dorsett vs. Miami, Oct. 25, 1981 (24 carries).
- 122—Scott Laidlaw vs. Washington, Nov. 23, 1978 (16 carries).
- 122—Tony Dorsett vs. St. Louis, Nov. 16, 1980 (26 carries).
- 121—Walt Garrison vs. Washington, Dec. 9, 1972 (10 carries).
- 121—Tony Dorsett @ N.Y. Jets, Dec. 17, 1978 (29 carries).
- 120—Herschel Walker vs. St. Louis, Oct. 26, 1986 (26 carries).
- 120—Robert Newhouse @ Seattle, Oct. 3, 1976 (19 carries).
- 120—Calvin Hill @ St. Louis, Dec. 3, 1972 (26 carries).
- 119—Tony Dorsett vs. Cincinnati, Sept. 30, 1979 (20 carries).
- 117—Tony Dorsett @ Detroit, Sept. 14, 1986 (23 carries).
- 117—Tony Dorsett @ Seattle, Dec. 4, 1983 (26 carries).
- 117—Tony Dorsett vs. Buffalo, Nov. 9, 1981 (28 carries).
- 117—Amos Marsh vs. Cleveland, Dec. 2, 1962 (17 carries).
- 117—Calvin Hill @ Philadelphia, Sept. 20, 1970 (25 carries).
- 117—Calvin Hill vs. Atlanta, Oct. 11, 1970 (29 carries).
- 116—Tony Dorsett vs. Cleveland, Nov. 25, 1982 (20 carries).
- 115—Tony Dorsett vs. Washington, Nov. 22, 1981 (23 carries).
- 115—Duane Thomas vs. Houston, Dec. 20, 1970 (17 carries).
- 114—Dan Reeves @ Cleveland, Sept. 17, 1967 (18 carries).
- 113—Tony Dorsett vs. Pittsburgh, Oct. 13, 1985 (21 carries).
- 112—Duane Thomas vs. N.Y. Jets, Dec. 4, 1971 (14 carries).
- 111—Don Perkins vs. Cleveland, Nov. 24, 1966 (23 carries).
- 111—Don Perkins vs. Atlanta, Nov. 5, 1967 (21 carries).
- 111—Calvin Hill vs. Washington, Dec. 9, 1972 (24 carries).
- 111—Tony Dorsett @ N.Y. Giants, Sept. 10, 1978 (24 carries).
- 111—Tony Dorsett vs. St. Louis, Oct. 21, 1979 (20 carries).
- 110—Tony Dorsett @ Philadelphia, Dec. 2, 1984 (22 carries).
- 110—Calvin Hill vs. Washington, Dec. 9, 1973 (27 carries).
- 109—Amos Marsh @ Washington, Nov. 4, 1962 (10 carries).
- 109—Don Perkins @ Washington, Sept. 29, 1963 (25 carries).
- 109—Calvin Hill vs. New Orleans, Nov. 9, 1969 (13 carries).
- 108—Don Perkins vs. Minnesota, Sept. 24, 1961 (17 carries).
- 108—Don Perkins @ Pittsburgh, Oct. 21, 1962 (20 carries).
- 108—Dan Reeves vs. Washington, Dec. 11, 1966 (10 carries).
- 108—Calvin Hill vs. Pittsburgh, Oct. 8, 1972 (23 carries).
- 108—Robert Newhouse @ N.Y. Jets, Dec. 21, 1975 (19 carries).
- 108—Robert Newhouse @ St. Louis, Sept. 2, 1979 (18 carries).
- 108—Tony Dorsett vs. Chicago, Sept. 16, 1979 (20 carries).
- 108—Tony Dorsett vs. N.Y. Giants, Dec. 2, 1979 (29 carries).
- 108—Tony Dorsett vs. Kansas City, Nov. 20, 1983 (18 carries).
- 107—Tony Dorsett vs. Seattle, Nov. 27, 1980 (24 carries).
- 105—Tony Dorsett vs. New Orleans, Dec. 19, 1982 (25 carries).
- 104—Tony Dorsett vs. Indianapolis, Oct. 28, 1984 (24 carries).
- 104—Duane Thomas @ Washington, Nov. 22, 1970 (16 carries).
- 104—Scott Laidlaw vs. Philadelphia, Sept. 12, 1976 (19 carries).
- 103—Don Perkins @ Washington, Nov. 17, 1968 (13 carries).
- 103—Calvin Hill @ Washington, Oct. 8, 1973 (21 carries).
- 103—Tony Dorsett vs. L.A. Rams, Oct. 14, 1979 (24 carries).
- 102—Walt Garrison vs. N.Y. Giants, Oct. 27, 1969 (16 carries).
- 102—Tony Dorsett vs. St. Louis, Nov. 24, 1983 (17 carries).
- 101—Tony Dorsett vs. L.A. Raiders, Nov. 4, 1986 (22 carries).
- 101—Tony Dorsett vs. Philadelphia, Dec. 13, 1981 (28 carries).
- 101—Duane Thomas @ St. Louis, Nov. 7, 1971 (26 carries).
- 101—Preston Pearson vs. Green Bay, Oct. 19, 1975 (15 carries).
- 101—Robert Newhouse @ Green Bay, Nov. 12, 1978 (18 carries).
- 100—Calvin Hill @ Philadelphia, Nov. 19, 1972 (15 carries).
- 100—Calvin Hill @ Philadelphia, Oct. 28, 1973 (25 carries).
- 100—Tony Dorsett vs. Tampa Bay, Sept. 21, 1980 (20 carries).
- 100—Tony Dorsett @ Philadelphia, Oct. 20, 1985 (20 carries).

## Cowboys Big Days (Cont.)

### PASSING

- 460—Don Meredith @ San Francisco, Nov. 10, 1963 (30 of 48).  
406—Don Meredith @ Washington, Nov. 13, 1966 (21 of 29).  
394—Don Meredith @ Philadelphia, Nov. 6, 1966 (14 of 24).  
389—Gary Hogeboom @ San Francisco, Dec. 22, 1985 (28 of 49).  
377—Danny White vs. Tampa Bay, Oct. 9, 1983 (29 of 44).  
362—Danny White vs. Atlanta, Oct. 27, 1985 (27 of 47).  
358—Don Meredith vs. N.Y. Giants, Sept. 18, 1966 (14 of 24).  
354—Danny White vs. Miami, Oct. 25, 1981 (22 of 32).  
349—Craig Morton vs. Houston, Dec. 20, 1970 (13 of 17).  
347—Danny White vs. Pittsburgh, Sept. 13, 1982 (25 of 36).  
345—Eddie LeBaron vs. Pittsburgh, Sept. 24, 1960 (15 of 28).  
343—Gary Hogeboom @ L.A. Rams, Sept. 3, 1984 (33 of 47).  
342—Danny White @ N.Y. Giants, Oct. 6, 1985 (31 of 46).  
339—Steve Pelluer @ N.Y. Giants, Nov. 2, 1986 (28 of 38).  
339—Roger Staubach vs. Baltimore, Sept. 26, 1976 (22 of 28).  
336—Roger Staubach vs. Washington, Dec. 16, 1979 (24 of 42).  
327—Danny White vs. Washington, Dec. 9, 1984 (22 of 42).  
326—Don Meredith vs. St. Louis, Dec. 11, 1965 (16 of 30).  
323—Steve Pelluer vs. Washington, Oct. 12, 1986 (19 of 30).  
320—Gary Hogeboom vs. Philadelphia, Sept. 16, 1984 (22 of 40).  
314—Roger Staubach @ Philadelphia, Oct. 26, 1975 (27 of 49).  
308—Roger Staubach vs. Philadelphia, Nov. 12, 1979 (17 of 28).  
307—Roger Staubach vs. St. Louis, Sept. 28, 1975 (23 of 34).

### RECEIVING

- 246—Bob Hayes @ Washington, Nov. 13, 1966 (9 catches).  
241—Frank Clarke vs. Washington, Sept. 16, 1962 (10 catches).  
223—Lance Rentzel vs. Washington, Nov. 19, 1967 (13 catches).  
213—Tony Hill vs. Philadelphia, Nov. 12, 1979 (7 catches).  
195—Bob Hayes vs. N.Y. Giants, Sept. 18, 1966 (6 catches).  
190—Frank Clarke @ San Francisco, Nov. 10, 1963 (8 catches).  
188—Drew Pearson @ Detroit, Oct. 6, 1975 (6 catches).  
187—Bob Hayes vs. Houston, Dec. 20, 1970 (6 catches).  
181—Tony Hill @ Detroit, Sept. 15, 1985 (11 catches).  
177—Bob Hayes vs. Philadelphia, Oct. 10, 1965 (8 catches).  
170—Herschel Walker vs. Philadelphia, Dec. 14, 1986 (9 catches).  
170—Bob Hayes @ Pittsburgh, Oct. 22, 1967 (7 catches).  
168—Frank Clarke @ N.Y. Giants, Oct. 20, 1963 (4 catches).  
164—Mike Renfro @ San Francisco, Dec. 22, 1985 (9 catches).  
161—Drew Pearson @ Philadelphia, Sept. 23, 1974 (10 catches).  
161—Tony Hill vs. Atlanta, Oct. 27, 1985 (10 catches).

## Cowboys Longest Plays

### LONG RUNS FROM SCRIMMAGE

- 99—Tony Dorsett @ Minnesota, Jan. 3, 1983 (TD).  
84—Herschel Walker vs. Philadelphia, Dec. 14, 1986 (TD).  
84—Tony Dorsett vs. Philadelphia, Dec. 4, 1977 (TD).  
77—Tony Dorsett vs. St. Louis, Oct. 9, 1977 (TD).  
77—Tony Dorsett @ Washington, Sept. 5, 1983.  
75—Tony Dorsett @ New England, Sept. 21, 1981 (TD).  
73—Amos Bullocks vs. Chicago, Nov. 18, 1962 (TD).  
71—Amos Marsh vs. N.Y. Giants, Oct 15, 1961.  
70—Amos Marsh vs. Washington, Nov. 4, 1962.  
68—Les Shy vs. Philadelphia, Oct. 9, 1966.  
67—Dan Reeves vs. Washington, Dec. 11, 1966 (TD).  
64—Jim Stiger vs. Washington, Nov. 22, 1964.  
63—Tony Dorsett vs. New Orleans, Nov. 19, 1978.  
60—Tony Dorsett vs. Atlanta, Oct. 27, 1985 (TD).

## Cowboys Longest Plays (Cont.)

- 59—Don Perkins vs. Pittsburgh, Sept. 27, 1964.
- 59—Scott Laidlaw vs. Washington, Nov. 23, 1978.
- 59—James Jones @ Baltimore, Dec. 6, 1981 (TD).
- 56—Frank Clarke vs. New Orleans, Nov. 12, 1967.
- 56—Duane Thomas vs. New England, Oct. 24, 1971 (TD).
- 56—Tony Dorsett vs. N.Y. Giants, Nov. 9, 1980.

### LONG FORWARD PASSES

- 95—Don Meredith to Bob Hayes vs. Washington, Nov. 13, 1966 (TD).
- 91—Roger Staubach to Tony Dorsett vs. Baltimore, Sept. 4, 1978 (TD).
- 89—Craig Morton to Bob Hayes vs. Kansas City, Oct. 25, 1970 (TD).
- 86—Craig Morton to Lance Rentzel vs. Philadelphia, Nov. 1, 1970 (TD).
- 85—Eddie LeBaron to Amos Marsh vs. L.A. Rams, Sept. 30, 1962 (TD).
- 85—Roger Staubach to Bob Hayes vs. N.Y. Giants, Dec. 12, 1971 (TD).
- 84—Don Meredith to Pete Gent vs. Pittsburgh, Oct. 30, 1966 (TD).
- 84—Steve Pelluer to Herschel Walker vs. Philadelphia, Dec. 14, 1986 (TD).

### LONG PUNTS

- 84—Ron Widby vs. New Orleans, Nov. 3, 1968.
- 75—Billy Lothridge vs. N.Y. Giants, Oct. 11, 1964.
- 75—Sam Baker vs. L.A. Rams, Sept. 30, 1962.
- 73—Danny White vs. L.A. Rams, Oct. 14, 1979.
- 71—Billy Lothridge vs. St. Louis, Sept. 12, 1964.
- 71—Sam Baker vs. N.Y. Giants, Dec. 16, 1962.

### LONG PUNT RETURNS

- 98—Dennis Morgan vs. St. Louis, Oct. 13, 1974 (TD).
- 90—Bob Hayes vs. Pittsburgh, Dec. 8, 1968 (TD).
- 69—Bob Hayes vs. St. Louis, Nov. 23, 1967 (TD).
- 69—Mel Renfro vs. Green Bay, Nov. 29, 1964 (TD).
- 68—Gary Allen vs. Kansas City, Nov. 20, 1983 (TD).
- 63—Bob Hayes vs. N.Y. Giants, Dec. 15, 1968 (TD).
- 55—Butch Johnson vs. Philadelphia, Dec. 5, 1976.
- 52—James Jones vs. Washington, Nov. 23, 1980.
- 51—Mel Renfro vs. Cleveland, Oct. 4, 1964.
- 50—Bob Hayes vs. Washington, Nov. 16, 1969.

### LONG KICKOFF RETURNS

- 101—Amos Marsh vs. Philadelphia, Oct. 14, 1962 (TD).
- 101—Ike Thomas vs. N.Y. Jets, Dec. 4, 1971 (TD).
- 100—Mark Washington vs. Washington, Nov. 22, 1970 (TD).
- 100—Mel Renfro vs. San Francisco, Nov. 7, 1965 (TD).
- 97—Thomas Henderson vs. St. Louis, Sept. 28, 1975 (TD).
- 89—Rod Hill vs. Green Bay, Jan. 16, 1982.
- 89—Ike Thomas vs. L.A. Rams, Nov. 25, 1971 (TD).
- 87—Mel Renfro vs. Pittsburgh, Oct. 30, 1966 (TD).

### LONG INTERCEPTION RETURNS

- 100—Mike Gaechter vs. Philadelphia, Oct. 14, 1962 (TD).
- 96—Dennis Thurman @ Washington, Sept. 6, 1981.
- 90—Mel Renfro vs. St. Louis, Oct. 4, 1965 (TD).
- 86—Mike Gaechter vs. Washington, Nov. 3, 1963.

### LONG FUMBLE RETURNS

- 97—Chuck Howley vs. Atlanta, Oct. 2, 1966 (TD).
- 86—Michael Downs @ Houston, Dec. 13, 1982 (TD).
- 84—Don Bishop vs. St. Louis, Oct. 28, 1962 (TD).
- 72—Benny Barnes @ San Francisco, Oct. 11, 1981 (TD).
- 63—Jim Ridlon vs. Philadelphia, Dec. 6, 1964 (TD).

### LONG RETURNS OF FIELD-GOAL ATTEMPTS

- 94—Jerry Norton vs. St. Louis, Dec. 9, 1962 (TD).
- 62—Ron Fellows vs. New Orleans, Sept. 25, 1983 (TD).
- 60—Mike Gaechter vs. Washington, Nov. 28, 1965 (TD).
- 60—Obert Logan vs. N.Y. Giants, Dec. 19, 1965 (TD).



**THE  
PLAYOFF  
RECORDS**

DANNY WHITE



# Cowboys Career Playoff Records

## PASSING (Min. 100 Attempts)

	G	Att.	Comp.	Pct.	Yds.	TD	Int.	Rating
Staubach, Roger (1969-79) .....	20	410	223	54.4	2,791	24	19	76.0
White, Danny (1976-85) .....	18	360	206	57.2	2,284	15	16	71.6
Morton, Craig (1965-74) .....	9	137	49	35.8	630	4	10	30.4
NFL Record								
Starr, Bart, Green Bay (1956-71) .....	10	213	130	61.0	1,753	15	3	104.8

## RUSHING

	G	Att.	Yds.	Avg.	Long	TD
Dorsett, Tony (1977-85) .....	17	302	1,383	4.6	53	9
Newhouse, Robert (1972-83) .....	23	174	651	3.7	19	3
Thomas, Duane (1970-71) .....	6	130	520	4.0	23	4
Garrison, Walt (1966-74) .....	15	126	493	4.0	19	0
Staubach, Roger (1969-79) .....	20	76	432	5.7	29	0
Hill, Calvin (1969-74) .....	8	90	335	3.8	48	2
Perkins, Don (1961-68) .....	4	66	284	4.0	24	3
Springs, Ron (1979-83) .....	9	42	201	4.8	32	2
Dennison, Doug (1974-78) .....	7	38	130	3.4	14	2
Pearson, Preston (1975-80) .....	13	43	135	3.1	15	0
NFL Record						
Harris, Franco, Pittsburgh (1972-84) ...	19	400	1,556	3.9	50	16

## RECEIVING

	G	No.	Yds.	Avg.	Long	TD
Pearson, Drew (1973-83) .....	22	67	1,105	16.5	83t	8
Hill, Tony (1977-85) .....	17	46	618	13.4	49	4
Dorsett, Tony (1977-85) .....	17	46	403	8.8	32	1
Pearson, Preston (1975-80) .....	13	43	504	11.7	34	3
DuPree, Billy Joe (1973-83) .....	22	38	438	11.5	28	4
Hayes, Bob (1965-74) .....	15	27	425	15.7	86t	3
Johnson, Butch (1976-83) .....	17	25	394	15.8	45t	4
Cosbie, Doug (1979-85) .....	11	22	243	11.1	22	3
Springs, Ron (1979-83) .....	9	18	106	5.9	26	1
Newsome, Timmy (1980-85) .....	10	17	143	8.4	21	1
NFL Record						
Biletnikoff, Fred, Oakland (1965-78) ....	19	70	1,167	16.7	57	10

## PUNTING (Min. 20 Punts)

	G	No.	Avg.	Long	Blk.
Bateman, Marv (1972-74) .....	4	24	43.3	59	0
Widby, Ron (1968-71) .....	8	51	40.1	65	0
White, Danny (1976-83) .....	17	84	36.6	53	0
NFL Record					
Wilson, Jerrel, Kansas City- New England (1963-1978) .....	8	43	43.4	61	0

## Playoff Records (Cont.)

### INTERCEPTIONS

	G	No.	Yds.	Avg.	Long	TD
*Waters, Charlie (1970-78, 80-81)	25	9	124	13.8	29	0
Thurman, Dennis (1978-85)	13	7	126	18.0	39t	1
Harris, Cliff (1970-79)	21	6	103	17.2	30	0
Howley, Chuck (1961-73)	11	4	89	22.3	41	0
Lewis, D.D. (1968-81)	27	4	64	16.0	23	0
Jordan, Lee Roy (1963-76)	19	4	34	8.5	41	0
Renfro, Mel (1964-77)	21	4	32	8.0	19	0
Walls, Everson (1981-85)	7	3	20	6.7	20	0
Hughes, Randy (1975-80)	12	3	1	0.3	1	0
Barnes, Benny (1972-82)	21	3	0	0.0	0	0

\*Shares NFL record with Bill Simpson, L.A. Rams-Buffalo (1974-1982)

### PUNT RETURNS (Min. 10)

	G	No.	Yds.	Avg.	Long	TD
*Hayes, Bob (1965-74)	15	12	151	12.6	68	0
Johnson, Butch (1976-83)	17	19	208	11.0	44	0

\*NFL record.

### KICKOFF RETURNS (Min. 10)

	G	No.	Yds.	Avg.	Long	TD
Harris, Cliff (1970-79)	21	11	243	22.1	34	0
Jones, James (1980-82, 1984-85)	6	13	267	20.5	33	0
Fellows, Ron (1981-85)	6	11	191	17.4	33	0
Johnson, Butch (1976-83)	17	12	207	17.3	26	0
NFL Record						
Garrett, Carl, Oakland (1976-1977)	5	16	481	30.1	62	0

### SCORING

	G	TD	PAT	FG	Total
Septien, Rafael (1978-85)	13	—	40	18	94
Dorsett, Tony (1977-85)	16	10	—	—	60
Fritsch, Toni (1971-73, 75)	7	—	15	12	51
Pearson, Drew (1973-83)	22	8	—	—	48
Clark, Mike (1968-71, 73)	8	—	14	9	41
Herrera, Efen (1974, 1976-77)	4	—	10	7	31
Thomas, Duane (1970-71)	6	5	—	—	30
DuPree, Billy Joe (1973-83)	22	4	—	—	24
Johnson, Butch (1976-83)	17	4	—	—	24
Hill, Tony (1977-85)	16	4	—	—	24
Richards, Golden (1973-78)	9	4	—	—	24
Laidlaw, Scott (1975-79)	7	4	—	—	24
Villanueva, Danny (1965-67)	3	—	12	4	24

#### NFL Record

Blanda, George, Chi.-Hou.-Oak. (1949-1975)	19	—	49	22	115
---	----	---	----	----	-----

### FIELD GOALS (Min. 10 Field Goals)

	G	Att.	Made	Pct.	Long
*Septien, Rafael (1978-85)	14	21	18	85.7	50
*Fritsch, Toni (1971-73, 75)	7	14	12	85.7	45

\*NFL record.

# Cowboys Single Game Playoff Records

## SCORING

### TOTAL POINTS

- 18 Craig Baynham (12/24/67 vs. Cleveland), 3 TDs
- 18 Preston Pearson (1/4/76 @ L.A. Rams), 3 TDs
- 13 Toni Fritsch (1/4/76 @ L.A. Rams) (kicker)
- 13 Efen Herrera (12/26/77 vs. Chicago) (kicker)
- 13 Rafael Septien (1/16/83 vs. Green Bay) (kicker)

### TOUCHDOWNS

- 3 Craig Baynham (12/24/67 vs. Cleveland), 2 runs, 1 pass
- 3 Preston Pearson (1/4/76 @ L.A. Rams), 3 pass

### FIELD GOALS MADE

- 3 Toni Fritsch (12/23/72 @ San Francisco)
- 3 Toni Fritsch (1/4/76 @ L.A. Rams)
- 3 Efen Herrera (12/26/77 vs. Chicago)
- 3 Rafael Septien (1/9/83 vs. Tampa Bay and 1/16/83 vs. Green Bay)

### LONGEST FIELD GOAL

- 50 Rafael Septien (1/16/83 vs. Green Bay)

### FIELD GOALS ATTEMPTED

- 5 Efen Herrera (1/15/78 vs. Denver), 2 FG

### EXTRA POINTS ATTEMPTED - MADE

- 7-7 Danny Villanueva (12/24/67 vs. Cleveland)

## RUSHING

### RUSHING YARDS

- 160 Tony Dorsett (12/28/80 vs. L.A. Rams), 22 carries

### RUSHING ATTEMPTS

- 30 Duane Thomas (12/26/70 vs. Detroit)

### TOUCHDOWNS RUSHING

- 2 Don Perkins (12/24/67 vs. Cleveland)
- 2 Craig Baynham (12/24/67 vs. Cleveland)
- 2 Tony Dorsett (12/26/77 vs. Chicago)

### RUSHING AVERAGE (Min. 10 Attempts)

- 7.2 Tony Dorsett (12/28/80 vs. L.A. Rams), 22-160
- 6.9 Calvin Hill (12/23/72 @ San Francisco), 18-125
- 6.4 Don Perkins (1/1/67 vs. Green Bay), 17-108

### LONGEST RUN

- 53 Tony Dorsett (1/7/79 @ L.A. Rams)

## PASSING

### PASSING YARDS

- 330 Danny White (12/26/83 vs. L.A. Rams), 32 of 53
- 322 Danny White (1/4/81 @ Atlanta), 25 of 39
- 312 Danny White (1/9/83 vs. Tampa Bay), 27 of 45
- 246 Roger Staubach (12/28/75 @ Minnesota), 15 of 24

### PASS ATTEMPTS

- 53 Danny White (12/26/83 vs. L.A. Rams), 32 completions
- 45 Danny White (1/9/83 vs. Tampa Bay), 27 completions
- 43 Danny White (1/4/86 @ L.A. Rams), 24 completions
- 39 Danny White (1/4/81 @ Atlanta), 25 completions
- 37 Roger Staubach (12/19/76 vs. L.A. Rams), 15 completions

### PASS COMPLETIONS

- 32 Danny White (12/26/83 vs. L.A. Rams), 53 attempts
- 27 Danny White (1/9/83 vs. Tampa Bay), 45 attempts
- 25 Danny White (1/4/81 @ Atlanta), 39 attempts
- 24 Danny White (1/4/86 @ L.A. Rams), 43 attempts
- 23 Danny White (1/16/83 vs. Green Bay), 36 attempts

## Playoff Records (Cont.)

### TOUCHDOWN PASSES

4 Roger Staubach (1/4/76 @ L.A. Rams)

### PASSES HAD INTERCEPTED

4 Roger Staubach (12/30/73 vs. Minnesota)

### COMPLETION PERCENTAGE (Min. 12 completions)

68.0 Roger Staubach (1/15/78 vs. Denver), 17 of 25

66.7 Danny White (1/10/82 @ San Francisco), 16 of 24

64.1 Danny White (1/4/81 @ Atlanta), 25 of 39

### LONGEST COMPLETION

86 Don Meredith to Bob Hayes (12/24/67 vs. Cleveland), TD

83 Roger Staubach to Drew Pearson (12/23/73 vs. L.A. Rams), TD

### MOST TIMES SACKED

7 Roger Staubach (12/23/73 vs. L.A. Rams)

7 Roger Staubach (1/18/76 vs. Pittsburgh)

### PASS RECEIVING

#### RECEPTIONS

9 Tony Hill (12/26/83 vs. L.A. Rams), 115 yards

8 Tony Dorsett (1/4/86 @ L.A. Rams), 80 yards

#### RECEIVING YARDS

144 Bob Hayes (12/24/67 vs. Cleveland), 5 receptions

142 Tony Hill (1/16/83 vs. Green Bay), 7 receptions

#### TOUCHDOWNS RECEIVING

3 Preston Pearson (1/4/76 @ L.A. Rams)

### RUSHING-RECEIVING

188 Tony Dorsett (12/28/80 vs. L.A. Rams), 160 rushing,  
28 receiving

167 Duane Thomas (1/3/71 vs. San Francisco), 143 rushing,  
24 receiving

### COMBINED YARDAGE

285 Bob Hayes (12/24/67 vs. Cleveland), 5/144 receiving,  
3/141 punt returns

### PUNTING

#### PUNTS

9 Ron Widby (1/17/71 vs. Baltimore), 38.6 average

#### PUNT AVERAGE

46.9 Mike Saxon (1/4/86 @ L.A. Rams), 7 punts

### PUNT RETURNS

#### PUNT RETURNS

5 James Jones (12/28/80 vs. L.A. Rams), 81 yards

5 Ron Fellows (1/9/83 vs. Tampa Bay), 57 yards

#### PUNT RETURN YARDAGE

141 Bob Hayes (12/24/67 vs. Cleveland), 3 returns

#### LONGEST PUNT RETURN

68 Bob Hayes (12/24/67 vs. Cleveland)

#### PUNT RETURN AVERAGE (3 returns)

47.0 Bob Hayes (12/24/67 vs. Cleveland), 3 for 141 yards

#### FAIR CATCHES

4 Lance Rentzel (12/21/68 @ Cleveland)

4 Cliff Harris (12/23/72 @ San Francisco)

### KICKOFF RETURNS

#### KICKOFF RETURNS

5 Mel Renfro (1/1/67 vs. Green Bay), 124 yards

#### KICKOFF RETURN YARDAGE

124 Mel Renfro (1/1/67 vs. Green Bay), 5 returns



## Playoff Records (Cont.)

### LONGEST KICKOFF RETURN

- 89 Rod Hill (1/9/83 vs. Green Bay)
- 48 Thomas Henderson (1/18/76 vs. Pittsburgh)

### KICKOFF RETURN AVERAGE (4 returns)

- 39.3 Rod Hill (1/9/83 vs. Green Bay), 3 for 118 yards

## INTERCEPTIONS

### INTERCEPTIONS

- 3 Charlie Waters (12/26/77 vs. Chicago)
- 3 Dennis Thurman (1/16/83 vs. Green Bay)

### INTERCEPTION RETURN YARDAGE

- 68 Thomas Henderson (1/8/79 @ L.A. Rams), on 1 int.

### LONGEST INTERCEPTION RETURN

- 68 Thomas Henderson (1/8/79 @ L.A. Rams)

# Miscellaneous Individual Records

## PLAYOFFS

### MOST GAMES PLAYED

- 27\* D. D. Lewis (SB-5; NFC-9; NFC-D-12; NFC-WC-1)
- 26 Larry Cole (SB-5; NFC-8; NFC-D-12; NFC-WC-1)
- 25 Charlie Waters (SB-5; NFC-9; NFC-D-10; NFC-WC-1)
- 23 Jethro Pugh (SB-4; NFC-9; NFC-D-10)
- 23 Robert Newhouse (SB-3; NFC-8; NFC-D-9; NFC-WC-3)

### MOST SUPER BOWLS PLAYED

- 5\* Larry Cole, Cliff Harris, D. D. Lewis, Charlie Waters, Rayfield Wright

### MOST CONSECUTIVE PASSES WITHOUT INTERCEPTION

- 99 Roger Staubach (began vs. Minnesota, Dec. 25, 1971, ended vs. Minnesota, Dec. 30, 1973).

### MOST CONSECUTIVE GAMES RUSH FOR TD

- 3 Duane Thomas (began December 25, 1971 vs. Minnesota, ended January 16, 1972, after Super Bowl victory).
- 3 Tony Dorsett (began December 26, 1977 vs. Chicago, ended December 30, 1978 vs. Atlanta; began Jan. 11, 1981 @ Philadelphia, ended January 9, 1983 vs. Tampa Bay).

### MOST CONSECUTIVE GAMES CATCH TD PASS

- 2 Golden Richards (vs. Minnesota, January 1, 1978 and vs. Denver, January 15, 1978).
- 2 Drew Pearson (vs. L.A. Rams, December 28, 1980 and vs. Atlanta, January 4, 1981).
- 2 Tony Hill (vs. Tampa Bay, January 2, 1982 and @ San Francisco, January 10, 1982).

### MOST CONSECUTIVE GAMES INTERCEPT PASS

- 3 Mel Renfro (vs. Detroit, December 26, 1970; vs. San Francisco January 3, 1971; and vs. Baltimore, January 17, 1971).
- 3 Randy Hughes (vs. Denver, January 15, 1978; vs. Atlanta, December 30, 1978; and vs. L.A. Rams, January 7, 1979).

### MOST CONSECUTIVE GAMES AT LEAST ONE PASS CATCH

- 22 Drew Pearson (began vs. L.A. Rams, December 23, 1973, ended @ L.A. Rams, January 4, 1986).

### MOST CONSECUTIVE FIELD GOALS MADE

- 15\* Rafael Septien (began vs. Pittsburgh Jan. 21, 1979, ended @ Washington Jan. 22, 1983).

### MOST CONSECUTIVE GAMES KICK FG

- 7 Toni Fritsch (started vs. San Francisco, December 23, 1972, ended after January 18, 1976, vs. Pittsburgh).

\*NFL Record

# Cowboys Team Playoff Records

## SINGLE GAME

### SCORING

#### MOST POINTS SCORED

52 12/24/67 vs. Cleveland,  
(Dallas 52, Cleveland 14)

#### FEWEST POINTS SCORED

0 1/4/86 @ L.A. Rams  
(L.A. Rams 20, Dallas 0)

#### OPPONENT/MOST POINTS SCORED

38 12/28/69 vs. Cleveland,  
(Cleveland 38, Dallas 14)

#### OPPONENT/FEWEST POINTS SCORED

0 12/26/70 vs. Detroit,  
(Dallas 5, Detroit 0)  
0 1/7/79 @ L.A. Rams,  
(Dallas 28, L.A. Rams 0)  
0 1/2/82 vs. Tampa Bay  
(Dallas 38, Tampa Bay 0)

#### MOST DECISIVE WIN

38 1/2/82 vs. Tampa Bay  
(Dallas 38, Tampa Bay 0)  
38 12/24/67 vs. Cleveland,  
(Dallas 52, Cleveland 14)

#### MOST DECISIVE LOSS

24 12/28/69 vs. Cleveland,  
(Cleveland 38, Dallas 14)

#### MOST POINTS COMBINED

66 12/24/67 vs. Cleveland,  
(Dallas 52, Cleveland 14)  
66 1/21/79 vs. Pittsburgh,  
(Pittsburgh 35, Dallas 31)

### FIRST DOWNS

#### MOST FIRST DOWNS

29 12/28/80 vs. L.A. Rams  
29 1/9/83 vs. Green Bay

#### FEWEST FIRST DOWNS

8 12/31/72 @ Washington

#### OPPONENT/MOST FIRST DOWNS

26 1/10/82 @ San Francisco  
22 12/28/69 vs. Cleveland

#### OPPONENT/FEWEST FIRST DOWNS

7 12/26/70 vs. Detroit

#### MOST FIRST DOWNS BY:

##### Rushing

19 12/28/80 vs. L.A. Rams

##### Passing

20 12/26/83 vs. L.A. Rams

##### Penalty

2 8 times, last 1/10/82 @  
San Francisco

#### FEWEST FIRST DOWNS BY:

##### Rushing

2 1/22/83 @ Washington

##### Passing

3 12/26/70 vs. Detroit  
3 12/31/72 @ Washington

#### OPPONENT/MOST FIRST DOWNS BY:

##### Rushing

14 12/30/73 vs. Minnesota

##### Passing

17 12/28/69 vs. Cleveland  
17 1/10/82 @ San Francisco

##### Penalty

4 1/17/71 vs. Baltimore

#### OPPONENT/FEWEST FIRST DOWNS BY:

##### Rushing

1 1/4/76 @ L.A. Rams

##### Passing

1 1/15/78 vs. Denver

### TOTAL YARDS

#### MOST NET YARDS GAINED

528 12/28/80 vs. L.A. Rams

#### FEWEST NET YARDS GAINED

153 12/30/73 vs. Minnesota

#### OPPONENT/MOST NET YARDS GAINED

466 1/16/83 vs. Green Bay  
393 1/10/82 @ San Francisco

#### OPPONENT/FEWEST NET YARDS GAINED

118 1/4/76 @ L.A. Rams

### RUSHING

#### MOST YARDS RUSHING

345 1/2/82 vs. Tampa Bay  
338 12/28/80 vs. L.A. Rams

#### FEWEST YARDS RUSHING

61 1/4/86 @ L.A. Rams  
63 12/26/83 vs. L.A. Rams

#### OPPONENT/MOST YARDS RUSHING

269 1/4/86 @ L.A. Rams

#### OPPONENT/FEWEST YARDS RUSHING

22 1/4/76 vs. L.A. Rams

### PASSING

#### MOST NET YARDS PASSING

310 1/4/81 @ Atlanta

#### FEWEST NET YARDS PASSING

22 12/26/70 vs. Detroit

#### OPPONENT/MOST NET YARDS PASSING

308 1/16/83 vs. Green Bay  
291 1/21/79 vs. Pittsburgh

#### OPPONENT/FEWEST NET YARDS PASSING

35 12/30/78 vs. Atlanta

#### MOST GROSS YARDS PASSING

330 12/26/83 vs. L.A. Rams

#### FEWEST GROSS YARDS PASSING

38 12/26/70 vs. Detroit

## Playoff Records (Cont.)

### OPPONENT/MOST GROSS YARDS PASSING

322 1/16/83 vs. Green Bay  
320 1/4/81 @ Atlanta

### OPPONENT/FEWEST GROSS YARDS PASSING

50 1/4/86 @ L.A. Rams

### MOST PASS ATTEMPTS

53 12/26/83 vs. L.A. Rams  
45 1/9/83 vs. Tampa Bay

### FEWEST PASS ATTEMPTS

14 12/25/71 @ Minnesota  
14 12/24/77 vs. Chicago

### OPPONENT/MOST PASS ATTEMPTS

40 1/3/71 vs. San Francisco

### OPPONENT/FEWEST PASS ATTEMPTS

18 12/31/72 @ Washington

### MOST PASS COMPLETIONS

32 12/26/83 vs. L.A. Rams  
27 1/9/83 vs. Tampa Bay

### FEWEST PASS COMPLETIONS

4 12/26/70 vs. Detroit

### OPPONENT/MOST COMPLETIONS

22 1/10/82 @ San Francisco  
20 12/28/69 vs. Cleveland

### OPPONENT/FEWEST PASS COMPLETIONS

6 1/4/86 @ L.A. Rams

### DEFENSE, MOST QB SACKS

8 12/31/67 @ Green Bay, (76 yards)

### OPPONENT/DFNS., MOST QB SACKS

7 12/23/73 vs. L.A. Rams  
7 1/18/76 vs. Pitt. (52 yards)

### INTERCEPTIONS

#### MOST PASSES INTERCEPTED BY COWBOYS

5 1/7/79 @ L.A. Rams

#### OPPONENT/MOST PASSES INTERCEPTED BY

4 12/21/68 @ Cleveland  
4 12/30/73 vs. Minnesota

### PENALTIES

#### MOST PENALTIES

12 1/15/78 vs. Denver

#### FEWEST PENALTIES

2 7 times, last 1/18/76 vs. Pittsburgh

#### OPPONENT/MOST PENALTIES

10 1/2/82 vs. Tampa Bay  
8 1/19/76 @ L.A. Rams  
8 1/15/78 vs. Denver

#### OPPONENT/FEWEST PENALTIES

0 3 times, last 1/18/76 vs. Pittsburgh

#### MOST YARDS PENALIZED

133 1/17/71 vs. Baltimore

#### FEWEST YARDS PENALIZED

10 12/24/67 vs. Cleveland  
10 12/25/71 @ Minnesota

### OPPONENT/MOST YARDS PENALIZED

94 1/19/76 @ L.A. Rams

### PUNTING

#### MOST PUNTS

9 1/17/71 vs. Baltimore

#### FEWEST PUNTS

2 12/24/67 vs. Cleveland  
2 12/28/80 vs. L.A. Rams

#### OPPONENT/MOST PUNTS

8 3 times, last 1/1/78 vs. Minnesota

#### OPPONENT/FEWEST PUNTS

1 12/28/69 vs. Cleveland

#### HIGHEST COWBOYS AVERAGE

46.9 1/4/86 @ L.A. Rams

#### HIGHEST OPPONENT AVERAGE

48.8 12/26/70 vs. Detroit

### PUNT RETURNS

#### MOST PUNT RETURNS

5 1/1/78 vs. Minnesota  
5 12/28/80 vs. L.A. Rams  
5 1/9/83 vs. Tampa Bay

#### MOST PUNT RETURN YARDS

155 12/24/67 vs. Cleveland

#### OPPONENT/MOST PUNT RETURNS

6 12/26/70 vs. Detroit  
6 1/11/81 @ Philadelphia

#### OPPONENT/MOST PUNT RETURN YARDS

69 1/11/81 @ Philadelphia

### KICKOFF RETURNS

#### MOST KICKOFF RETURNS

6 4 times, last 1/16/83 vs. Green Bay

#### MOST KICKOFF RETURN YARDS

173 1/16/83 vs. Green Bay

#### OPPONENT/MOST KICKOFF RETURNS

8 1/4/76 @ L.A. Rams  
8 12/26/77 vs. Chicago

#### OPPONENT/MOST KICKOFF RETURN YARDS

188 12/25/71 @ Minnesota

### FUMBLES

#### MOST FUMBLES

6 12/30/78 vs. Atlanta  
6 1/15/78 vs. Denver

#### MOST FUMBLES LOST

3 12/23/72 @ San Francisco  
3 12/28/78 vs. Atlanta  
3 1/4/86 @ L.A. Rams

#### OPPONENT/MOST FUMBLES

5 1/17/71 vs. Baltimore  
5 12/23/72 @ San Francisco  
5 1/1/78 vs. Minnesota

#### OPPONENT/MOST FUMBLES LOST

4 1/17/71 vs. Baltimore  
4 1/15/78 vs. Denver  
3 1/10/82 @ San Francisco

# Cowboys Big Days/Playoffs

## 100 YARD RUSHING GAMES

160 yards — Tony Dorsett vs. L.A. Rams	December 28, 1980
143 yards — Duane Thomas vs. San Francisco	January 3, 1971
135 yards — Duane Thomas vs. Detroit	December 26, 1970
125 yards — Calvin Hill vs. San Francisco	December 23, 1972
110 yards — Tony Dorsett vs. Tampa Bay	January 9, 1983
108 yards — Don Perkins vs. Green Bay	January 1, 1967
101 yards — Tony Dorsett vs. L.A. Rams	January 7, 1979

## PASSING

330 yards — Danny White vs. L.A. Rams	December 26, 1983
322 yards — Danny White vs. Atlanta	January 4, 1981
312 yards — Danny White vs. Tampa Bay	January 4, 1981
246 yards — Roger Staubach vs. Minnesota	December 28, 1975
243 yards — Don Meredith vs. Minnesota	January 5, 1969
238 yards — Don Meredith vs. Green Bay	January 1, 1967
228 yards — Roger Staubach vs. Pittsburgh	January 21, 1979
225 yards — Danny White vs. Green Bay	January 16, 1983
220 yards — Roger Staubach vs. L.A. Rams	January 4, 1976
217 yards — Danny White @ L.A. Rams	January 4, 1986
212 yards — Don Meredith vs. Cleveland	December 24, 1967

## RECEIVING

144 yards — Bob Hayes vs. Cleveland	December 24, 1967
142 yards — Tony Hill vs. Green Bay	January 16, 1983
136 yards — Billy Parks vs. San Francisco	December 23, 1972
123 yards — Preston Pearson vs. L.A. Rams	January 4, 1976
115 yards — Tony Hill vs. L.A. Rams	December 26, 1983
102 yards — Frank Clarke vs. Green Bay	January 1, 1967
91 yards — Drew Pearson vs. Minnesota	December 28, 1975
90 yards — Drew Pearson vs. Atlanta	January 4, 1981

# Cowboys Longest Plays/Playoffs

## LONG RUNS FROM SCRIMMAGE

53 yards — Tony Dorsett vs. L.A. Rams	January 7, 1979
48 yards — Calvin Hill vs. San Francisco	December 23, 1972
32 yards — Ron Springs vs. L.A. Rams	December 28, 1980
29 yards — Roger Staubach vs. Washington	December 31, 1972
29 yards — Tony Dorsett vs. Pittsburgh	January 21, 1979
27 yards — Billy Joe DuPree vs. L.A. Rams	January 30, 1979
26 yards — Tony Dorsett vs. L.A. Rams	December 30, 1979
26 yards — Tony Dorsett vs. Tampa Bay	January 2, 1982

## LONG FORWARD PASSES

86 yards — Don Meredith to Bob Hayes vs. Cleveland (TD)	December 24, 1967
83 yards — Roger Staubach to Drew Pearson vs. L.A. Rams (TD)	December 23, 1973
68 yards — Don Meredith to Frank Clarke vs. Green Bay (TD)	January 1, 1967
51 yards — Don Meredith to Bob Hayes vs. Minnesota (TD)	January 5, 1969
50 yards — Roger Staubach to Drew Pearson vs. Minnesota (TD)	December 28, 1975
49 yards — Drew Pearson to Tony Hill vs. Green Bay	January 16, 1983
45 yards — Roger Staubach to Butch Johnson vs. Denver (TD)	January 15, 1978

## LONG PUNT RETURNS

68 yards — Bob Hayes vs. Cleveland	December 24, 1967
63 yards — Golden Richards vs. Minnesota (TD)	December 30, 1973
44 yards — Butch Johnson vs. L.A. Rams	December 19, 1976
43 yards — James Jones vs. L.A. Rams	December 28, 1980

## LONG KICKOFF RETURNS

89 yards — Rod Hill vs. Green Bay	January 16, 1983
48 yards — Thomas Henderson vs. Pittsburgh	January 18, 1976
34 yards — Cliff Harris vs. Minnesota	December 30, 1973
33 yards — Cliff Harris vs. San Francisco	December 23, 1972
33 yards — James Jones vs. L.A. Rams	December 28, 1980
33 yards — Ron Fellows vs. L.A. Rams	December 26, 1983

## LONG INTERCEPTION RETURNS

68 yards — Thomas Henderson vs. L.A. Rams (TD)	January 7, 1979
60 yards — Cornell Green vs. Cleveland (TD)	December 24, 1967
41 yards — Chuck Howley vs. Miami	January 16, 1972
39 yards — Dennis Thurman vs. Green Bay (TD)	January 16, 1983
31 yards — Dennis Thurman vs. Tampa Bay	January 2, 1982
30 yards — Cliff Harris vs. Minnesota	December 25, 1971
27 yards — Mark Washington vs. Denver	January 15, 1978
26 yards — Chuck Howley vs. Minnesota	December 25, 1971

## LONG FUMBLE RETURNS

44 yards — Chuck Howley vs. Cleveland (TD)	December 21, 1968
37 yards — Mike Hegman vs. Pittsburgh (TD)	January 21, 1979
21 yards — Randy Hughes vs. Denver	January 15, 1978
20 yards — Charlie Waters vs. Detroit	December 26, 1970
15 yards — D. D. Lewis vs. Chicago	December 26, 1977



# The Last Time ...

## 400 YARDS TOTAL OFFENSE

**By Cowboys** — 444 vs. Philadelphia, 12/14/86

Playoffs — 456 vs. Tampa Bay, 1/9/83

**By Opponent** — 418 @ L.A. Rams, 12/7/86

Playoffs — 456 vs. Green Bay, 1/16/83

## 500 YARDS TOTAL OFFENSE

**By Cowboys** — 554 @ Detroit, 9/15/85

Playoffs — 528 vs. L.A. Rams, 12/28/80

**By Opponent** — 570 @ Cincinnati, 12/8/85

Playoffs — N.A.

## 300 YARDS PASSING IN GAME BY PLAYER

**By Cowboys** — Steve Pelluer, 339, @ N.Y. Giants, 11/2/86

Playoffs — Danny White, 330 vs. L.A. Rams, 12/26/83

**By Opponent** — Jay Schroeder, @ Washington, 325, 11/23/86

Playoffs — Lynn Dickey, Green Bay, 332, 1/16/83

## 400 YARDS PASSING BY PLAYER

**By Cowboys** — Don Meredith, 406 @ San Francisco, 11/13/66

Playoffs — N.A.

**By Opponent** — Phil Simms @ N.Y. Giants, 462, 10/6/85

Playoffs — N.A.

## 4 TOUCHDOWN PASSES THROWN IN GAME BY PLAYER

**By Cowboys** — Danny White, vs. Atlanta, 9/21/86

Playoffs — Roger Staubach @ L.A. Rams, 1/4/76

**By Opponent** — Dan Marino, @ Miami, 12/17/84

Playoffs — Terry Bradshaw, Pittsburgh, 1/21/79

## 100 YARDS RUSHING IN GAME BY PLAYER

**By Cowboys** — Herschel Walker, 122, vs. Philadelphia, 12/14/86

Playoffs — Tony Dorsett, 110 vs. Tampa Bay, 1/9/83

**By Opponent** — Eric Dickerson, @ L.A. Rams, 106, 12/7/86

Playoffs — John Riggins, @ Washington, 140, 1/22/83

## 200 YARDS RUSHING BY PLAYER

**By Cowboys** — Tony Dorsett, 206, vs. Philadelphia, 12/4/77

Playoffs — N.A.

**By Opponent** — Greg Bell, @ Buffalo, 206, 11/18/84

Playoffs — Eric Dickerson, @ L.A. Rams, 248, 1/4/86

## 3 TOUCHDOWNS RUSHING IN GAME BY PLAYER

**By Cowboys** — Ron Springs (1,4,1) vs. St. Louis, 9/13/81

Playoffs — N.A.

**By Opponent** — Dick James @ Washington, (5,3,3), 12/17/61

Playoffs — Larry Schreiber @ San Francisco, (1,1,1), 12/23/72

## 100 YARDS RECEIVING IN GAME BY PLAYER

**By Cowboys** — Herschel Walker, 170, vs. Philadelphia, 12/14/86

Playoffs — Tony Hill, 115 yards, vs. L.A. Rams, 12/26/83

**By Opponent** — Ron Brown, @ L.A. Rams, 100, 12/7/86

Playoffs — James Lofton, Green Bay, 109, 1/16/83

## 3 TOUCHDOWN CATCHES IN GAME BY PLAYER

**By Cowboys** — Drew Pearson (16,22,17) vs. San Francisco, 10/12/80

Playoffs — Preston Pearson (18,15,19) @ L.A. Rams, 1/4/76

**By Opponent** — Mark Clayton @ Miami (41,39,63), 12/17/84

Playoffs — N.A.

## 3 TOUCHDOWNS IN GAME BY PLAYER

**By Cowboys** — Ron Springs (3 rush) vs. St. Louis, 9/13/81

Playoffs — Preston Pearson (3 receive) @ L.A. Rams, 1/4/76

**By Opponent** — Gerald Willhite (2 receive, 1 rush) @ Denver, 10/5/86

Playoffs — Larry Schreiber, @ San Francisco (3 run), 12/23/72

## 4 TOUCHDOWNS IN GAME BY PLAYER

**By Cowboys** — Duane Thomas (3 run, 1 receive) vs. St. Louis, 12/18/71

Playoffs — N.A.

**By Opponent** — Harold Jackson @ L.A. Rams (4 receive), 10/14/73

Playoffs — N.A.

## 3 INTERCEPTIONS IN GAME BY PLAYER

**By Cowboys** — Dennis Thurman vs. Philadelphia, 12/13/81

Playoffs — Dennis Thurman vs. Green Bay, 1/16/83

**By Opponent** — Roger Wehrli @ St. Louis, 12/7/75

Playoffs — N.A.

#### PUNT RETURNED FOR TD

- By **Cowboys** — Gary Allen, 68 yards, vs. Kansas City, 11/20/83  
Playoffs — Golden Richards, 63 yards vs. Minnesota, 12/30/73  
By **Opponent** — Dana McLemore @ San Francisco, 56 yards, 12/19/83  
Playoffs — N.A.

#### KICKOFF RETURN FOR TD

- By **Cowboys** — Thomas Henderson, 97 yards vs. St. Louis, 9/28/75  
Playoffs — N.A.  
By **Opponent** — Roy Green, St. Louis, 106 yards, 10/21/79  
Playoffs — Vic Washington, @ San Francisco, 97 yards, 12/23/72

#### INTERCEPTION RETURNED FOR TD

- By **Cowboys** — Ron Fellows, 34 yards, @ St. Louis, 9/29/86  
Playoffs — Dennis Thurman, 39 yards vs. Green Bay, 1/16/83  
By **Opponent** — LeRoy Irvin, @ L.A. Rams, 50 yards, 12/7/86  
Playoffs — Darryl Grant, @ Washington, 10 yards, 1/22/83

#### FUMBLE RETURNED FOR TD

- By **Cowboys** — Jim Jeffcoat, recovered in endzone vs. New Orleans, 10/21/84  
Playoffs — Mike Hegman, 37 yards vs. Pittsburgh, 1/21/79  
By **Opponent** — Mike Pitts, Atlanta, 22 yards, 9/21/86  
Playoffs — Hugh Green, Tampa Bay, 60 yards, 1/9/83

#### PUNT BLOCKED FOR TD

- By **Cowboys** — Everson Walls, @ Cincinnati (Penn runs 46 yards), 12/8/85  
Playoffs — N.A.  
By **Opponent** — Miles McPherson, @ San Diego, (Derrie Nelson runs 21 yards), 11/13/83  
Playoffs — N.A.

#### 50 POINTS SCORED IN A GAME

- By **Cowboys** — Dallas 51, Seattle 7, 11/27/80  
Playoffs — Dallas 52, Cleveland 14, 12/24/67  
By **Opponent** — @ Cincinnati 50, Dallas 24, 12/8/85  
Playoffs — N.A.

#### 40 POINTS SCORED IN A GAME

- By **Cowboys** — Dallas 44, Washington 14, 9/9/85  
Playoffs — N.A.  
By **Opponent** — Washington 41, Dallas 14, 11/23/86  
Playoffs — N.A.

#### SHUTOUT SCORED

- By **Cowboys** — Dallas 38, Baltimore 0, 9/4/78  
Playoffs — Dallas 38, Tampa Bay 0, 1/2/82  
By **Opponent** — Chicago 44, Dallas 0, 11/17/85  
Playoffs — @ L.A. Rams 20, Dallas 0, 1/4/86

#### SAFETY SCORED

- By **Cowboys** — John Dutton, tackled Pisarcik in end zone @ Philadelphia, 12/2/84  
Playoffs — Randy White tackled V. Ferragamo in end zone, vs. L.A. Rams, 12/30/79  
By **Opponent** — Gary Jeter, @ L.A. Rams, tackled Pelluer in end zone  
Playoffs — Reggie Harrison, Pittsburgh, block punt out of end zone, 1/18/76

#### PAT MISSED

- By **Cowboys** — Rafael Septien, vs. Philadelphia, 11/24/85  
Playoffs — Rafael Septien, @ Atlanta, 1/4/81  
By **Opponent** — Mark Moseley, Washington, 10/12/86  
Playoffs — Jan Stenerud, Green Bay, 1/16/83

#### FIELD GOAL BLOCKED

- By **Cowboys** — Michael Downs, @ San Diego, 11/11/84  
Playoffs — Aaron Mitchell, @ Philadelphia, 1/11/81  
By **Opponent** — Art Plunkett, @ St. Louis, 11/11/84  
Playoffs — Frank Nunley, @ San Francisco, 1/2/72

#### PUNT BLOCKED

- By **Cowboys** — Michael Downs, @ San Diego, 11/16/86  
Playoffs — N.A.  
By **Opponent** — Jody Schulz, Philadelphia, 12/14/86  
Playoffs — Reggie Harrison, Pittsburgh, 1/18/76

#### PAT BLOCKED

- By **Cowboys** — Ron Fellows, @ Denver, 10/5/86  
Playoffs — Rod Hill vs. Green Bay, 1/16/83  
By **Opponent** — Vernon Maxwell, Indianapolis, 10/28/84  
Playoffs — Carl Eller, Minnesota, 1/1/78

# Consecutive Winning Seasons

## LONGEST STREAKS OF ALL-TIME

1. New York Yankees (1926-1964)	39
2. Montreal Canadiens (1951/52-1982/83)	32
3. Dallas Cowboys (1966-1985)	20
*3. Boston Bruins (1967/68-1986/87)	20
5. Baltimore Orioles (1968-1985)	18
6. Chicago White Sox (1951-1967)	17
7. Chicago Black Hawks (1960/61-1975/76)	16
L.A. Raiders (1965-1980)	16
9. Chicago Bears (1930-1944)	15
Pittsburgh Pirates (1899-1913)	15
St. Louis Cardinals (baseball) (1939-1953)	15
*Philadelphia Flyers (1972/73-1986/87)	15

\* Active

## THANKSGIVING DAY RECORD

(14-4-1)

1966 W Cleveland 26-14	1976 W St. Louis 19-14
1967 W St. Louis 46-21	1977 DNP
1968 W Washington 29-20	1978 W Washington 37-10
1969 T San Francisco 24-24	1979 L Houston 30-24
1970 W Green Bay 16-3	1980 W Seattle 51-7
1971 W Los Angeles 28-21	1981 W Chicago 10-9
1972 L San Francisco 31-10	1982 W Cleveland 31-14
1973 L Miami 14-7	1983 W St. Louis 35-17
1974 W Washington 24-23	1984 W New England 20-17
1975 DNP	1985 W St. Louis 35-17
	1986 L Seattle 31-14

## COWBOYS' WON-LOST RECORD

Vs. AFC — 39-18

On Monday Night Football — 16-14

On Sunday Night Football — 5-2

In Overtime — 5-2

In Season Openers — 22-4-1

On Thanksgiving Day — 14-4-1

# THE HISTORY



TOM RAFFERTY





# Cowboys All-Time Results

All-Time Regular Season Record: 240-141-6

Playoff Record: 20-16

\*—Denotes Home Games

## 1960 (0-11-1)

Tom Landry, Head Coach

9/24	L	*28	Pittsburgh (30,000)	35
9/30	L	*25	Philadelphia (18,500)	27
10/9	L	14	Washington (21,142)	26
10/16	L	*7	Cleveland (28,500)	48
10/23	L	10	St. Louis (23,128)	12
10/30	L	*7	Baltimore (25,500)	45
11/6	L	*13	Los Angeles (16,000)	38
11/13	L	7	Green Bay (32,294)	41
11/20	L	*14	San Francisco (10,000)	26
11/27	L	7	Chicago (39,951)	17
12/4	T	31	New York (55,033)	31
12/11	L	14	Detroit (43,272)	23
		177		369

## 1963 (4-10)

Tom Landry, Head Coach

9/14	L	*7	St. Louis (36,432)	34
9/22	L	*24	Cleveland (28,710)	41
9/29	L	17	Washington (40,101)	21
10/6	L	21	Philadelphia (60,671)	24
10/13	W	*17	Detroit (27,264)	14
10/20	L	21	New York (62,889)	37
10/27	L	21	Pittsburgh (19,047)	27
11/3	W	*35	Washington (18,838)	20
11/10	L	24	San Francisco (29,563)	31
11/17	W	*27	Philadelphia (23,694)	20
11/24	L	17	Cleveland (55,096)	27
12/1	L	*27	New York (29,653)	34
12/8	L	*19	Pittsburgh (24,136)	24
12/15	W	28	St. Louis (12,695)	24
		305		378

## 1961 (4-9-1)

Tom Landry, Head Coach

9/17	W	*27	Pittsburgh (23,500)	24
9/24	W	*21	Minnesota (20,500)	7
10/1	L	7	Cleveland (43,638)	25
10/8	W	28	Minnesota (33,070)	0
10/15	L	*10	New York (41,500)	31
10/22	L	*7	Philadelphia (25,000)	43
10/29	W	17	New York (60,254)	16
11/5	L	*17	St. Louis (20,500)	31
11/12	L	7	Pittsburgh (17,519)	37
11/19	T	*28	Washington (17,500)	28
11/26	L	13	Philadelphia (60,127)	35
12/3	L	*17	Cleveland (23,500)	38
12/10	L	13	St. Louis (15,384)	31
12/17	L	24	Washington (21,451)	34
		236		380

## 1964 (5-8-1)

Tom Landry, Head Coach

9/12	L	*6	St. Louis (36,605)	16
9/20	W	*24	Washington (25,158)	18
9/27	L	17	Pittsburgh (35,594)	23
10/4	L	6	Cleveland (72,062)	27
10/11	T	*13	New York (33,324)	13
10/18	L	*16	Cleveland (37,456)	20
10/25	W	31	St. Louis (28,253)	13
11/1	W	24	Chicago (47,527)	10
11/8	W	31	New York (63,031)	21
11/15	L	*14	Philadelphia (55,972)	17
11/22	L	16	Washington (49,219)	28
11/29	L	*21	Green Bay (44,975)	45
12/6	L	14	Philadelphia (60,671)	24
12/13	W	*17	Pittsburgh (35,271)	14
		250		289

## 1962 (5-8-1)

Tom Landry, Head Coach

9/16	T	*35	Washington (15,730)	35
9/23	L	*28	Pittsburgh (19,478)	30
9/30	W	27	Los Angeles (26,907)	17
10/7	L	10	Cleveland (44,040)	19
10/14	W	*41	Philadelphia (18,645)	19
10/21	W	42	Pittsburgh (23,106)	27
10/28	L	*24	St. Louis (16,027)	28
11/4	W	38	Washington (49,888)	10
11/11	L	*10	New York (45,668)	41
11/18	L	*33	Chicago (12,692)	34
11/25	L	14	Philadelphia (58,070)	28
12/2	W	*45	Cleveland (24,226)	21
12/9	L	20	St. Louis (14,102)	52
12/16	L	31	New York (62,694)	41
		393		402

## 1965 (7-7)

Tom Landry, Head Coach

9/19	W	*31	New York (59,366)	2
9/26	W	*27	Washington (61,577)	7
10/4	L	13	St. Louis (32,034)	20
10/10	L	*24	Philadelphia (56,249)	35
10/17	L	17	Cleveland (80,451)	23
10/24	L	3	Green Bay (48,311)	13
10/31	L	13	Pittsburgh (37,804)	22
11/7	W	*39	San Francisco (39,677)	31
11/14	W	*24	Pittsburgh (57,293)	17
11/21	L	*17	Cleveland (76,251)	24
11/28	L	31	Washington (50,205)	34
12/5	W	21	Philadelphia (54,714)	19
12/11	W	*27	St. Louis (38,499)	13
12/19	W	38	New York (62,871)	20
		325		280

## PLAYOFF BOWL GAME (Miami)

1/9/66	L	3	Baltimore (65,569)	35
--------	---	---	--------------------	----

**1966 (10-3-1)**

Tom Landry, Head Coach

9/18	W	*52	New York (60,010)	7
9/25	W	*28	Minnesota (64,116)	17
10/2	W	47	Atlanta (56,990)	14
10/9	W	*56	Philadelphia (69,372)	7
10/16	T	10	St. Louis (50,673)	10
10/23	L	21	Cleveland (84,721)	30
10/30	W	*52	Pittsburgh (58,453)	21
11/6	L	23	Philadelphia (60,658)	24
11/13	W	31	Washington (50,927)	30
11/20	W	20	Pittsburgh (42,185)	7
11/24	W	*26	Cleveland (80,599)	14
12/4	W	*31	St. Louis (76,965)	17
12/11	L	*31	Washington (64,198)	34
12/18	W	17	New York (62,735)	7
		445		239

**1966 CHAMPIONSHIP GAME (Dis.)**

1/1/67	L	27	Green Bay (75,504)	34
--------	---	----	--------------------	----

**1967 (9-5)**

Tom Landry, Head Coach

9/17	W	21	Cleveland (81,039)	14
9/24	W	*38	New York (66,209)	24
10/1	L	*13	Los Angeles (75,229)	35
10/8	W	17	Washington (50,566)	14
10/15	W	*14	New Orleans (64,128)	10
10/22	W	24	Pittsburgh (39,641)	21
10/29	L	14	Philadelphia (60,740)	21
11/5	W	*37	Atlanta (54,751)	7
11/12	W	27	New Orleans (83,437)	10
11/19	L	*20	Washington (75,538)	27
11/23	W	*46	St. Louis (68,787)	21
12/3	L	17	Baltimore (60,238)	23
12/10	W	*38	Philadelphia (55,834)	17
12/16	L	16	San Francisco (27,182)	24
		342		268

**1967 EASTERN CHAMPIONSHIP GAME (Dallas)**

12/24	W	52	Cleveland (70,786)	14
-------	---	----	--------------------	----

**1967 CHAMPIONSHIP GAME (Green Bay)**

12/31	L	17	Green Bay (50,861)	21
-------	---	----	--------------------	----

**1968 (12-2)**

Tom Landry, Head Coach

9/15	W	*59	Detroit (61,382)	13
9/22	W	*28	Cleveland (68,733)	7
9/29	W	45	Philadelphia (60,858)	13
10/6	W	27	St. Louis (48,296)	10
10/13	W	*34	Philadelphia (72,083)	14
10/20	W	20	Minnesota (47,644)	7
10/28	L	*17	Green Bay (74,604)	28
11/3	W	17	New Orleans (84,728)	3
11/10	L	*21	New York (72,163)	27
11/17	W	44	Washington (50,816)	24
11/24	W	34	Chicago (46,667)	3
11/28	W	*29	Washington (66,076)	20
12/8	W	*28	Pittsburgh (55,069)	7
12/15	W	28	New York (62,617)	10
		431		186

**1968 EASTERN CHAMPIONSHIP GAME (Cleveland)**

12/21	L	20	Cleveland (81,497)	31
-------	---	----	--------------------	----

**PLAYOFF BOWL GAME (Miami)**

1/5/69	W	17	Minnesota (22,961)	13
--------	---	----	--------------------	----

**1969 (11-2-1)**

Tom Landry, Head Coach

9/21	W	*24	St. Louis (62,134)	3
9/28	W	21	New Orleans (79,567)	17
10/5	W	38	Philadelphia (60,658)	7
10/12	W	24	Atlanta (54,833)	17
10/19	W	*49	Philadelphia (71,509)	14
10/27	W	*25	New York (58,964)	3
11/2	L	10	Cleveland (84,850)	42
11/9	W	*33	New Orleans (68,282)	17
11/16	W	41	Washington (50,474)	28
11/23	L	23	Los Angeles (79,105)	24
11/27	T	*24	San Francisco (62,348)	24
12/7	W	10	Pittsburgh (24,990)	7
12/13	W	*27	Baltimore (63,191)	10
12/21	W	*20	Washington (56,924)	10
		369		233

**1969 EASTERN CHAMPIONSHIP GAME (Dallas)**

12/28	L	14	Cleveland (69,321)	38
-------	---	----	--------------------	----

**PLAYOFF BOWL GAME (Miami)**

1/3/70	L	0	Los Angeles (31,151)	31
--------	---	---	----------------------	----

**1970 (10-4)**

Tom Landry, Head Coach

9/20	W	17	Philadelphia (59,728)	7
9/27	W	*28	N.Y. Giants (57,239)	10
10/4	L	7	St. Louis (50,780)	20
10/11	W	*13	Atlanta (53,611)	0
10/18	L	13	Minnesota (47,900)	54
10/25	W	27	Kansas City (51,158)	16
11/1	W	*21	Philadelphia (55,736)	17
11/8	L	20	N.Y. Giants (62,928)	23
11/16	L	*0	St. Louis (69,323)	38
11/22	W	45	Washington (50,415)	21
11/26	W	*16	Green Bay (67,182)	3
12/6	W	*34	Washington (57,936)	0
12/12	W	6	Cleveland (75,458)	2
12/20	W	*52	Houston (50,504)	10
		299		221

**1970 DIVISIONAL PLAYOFF (Dallas)**

12/26	W	5	Detroit (73,167)	0
-------	---	---	------------------	---

**1970 NFC CHAMPIONSHIP GAME (San Francisco)**

1/3/71	W	17	San Francisco (59,625)	10
--------	---	----	------------------------	----

**SUPER BOWL V (Miami)**

1/17/71	L	13	Baltimore (80,055)	16
---------	---	----	--------------------	----

**1971 (11-3)**

Tom Landry, Head Coach

9/19	W	49	Buffalo (46,206)	37
9/26	W	42	Philadelphia (65,358)	7
10/3	L	*16	Washington (72,000)	20
10/11	W	*20	N.Y. Giants (68,378)	13
10/17	L	14	New Orleans (83,088)	24
10/24	W	*44	New England (65,708)	21
10/31	L	19	Chicago (55,049)	23
11/7	W	16	St. Louis (50,486)	13
11/14	W	*20	Philadelphia (60,178)	7
11/21	W	13	Washington (53,041)	0
11/25	W	*28	Los Angeles (66,595)	21
12/4	W	*52	N.Y. Jets (66,689)	10
12/12	W	42	N.Y. Giants (62,815)	14
12/18	W	*31	St. Louis (66,672)	12
		406		222

**1971 DIVISIONAL PLAYOFF (Minnesota)**

12/25	W	20	Minnesota (49,100)	12
-------	---	----	--------------------	----

**1971 NFC CHAMPIONSHIP GAME (Dallas)**

1/2/72	W	14	San Francisco (66,311)	3
--------	---	----	------------------------	---

**SUPER BOWL VI (New Orleans)**

1/16/72	W	24	Miami (81,035)	3
---------	---	----	----------------	---

## 1972 (10-4)

Tom Landry, Head Coach

9/17	W	*28	Philadelphia (55,850)	6
9/24	W	23	N.Y. Giants (62,725)	14
10/1	L	13	Green Bay (47,103)	16
10/8	W	*17	Pittsburgh (65,682)	13
10/15	W	21	Baltimore (58,992)	0
10/22	L	20	Washington (53,039)	24
10/30	W	*28	Detroit (65,378)	24
11/5	W	34	San Diego (54,476)	28
11/12	W	*33	St. Louis (65,218)	24
11/19	W	28	Philadelphia (65,720)	7
11/23	L	*10	San Francisco (65,124)	31
12/3	W	27	St. Louis (49,797)	6
12/9	W	*34	Washington (65,136)	24
12/17	L	*3	N.Y. Giants (64,602)	23
		319		240

### 1972 DIVISIONAL PLAYOFF

(San Francisco)

12/23	W	30	San Francisco (61,214)	28
-------	---	----	------------------------	----

### 1972 NFC CHAMPIONSHIP GAME

(Washington)

12/31	L	3	Washington (53,129)	26
-------	---	---	---------------------	----

## 1973 (10-4)

Tom Landry, Head Coach

9/16	W	20	Chicago (55,701)	17
9/24	W	*40	New Orleans (53,972)	3
9/30	W	*45	St. Louis (64,815)	10
10/8	L	7	Washington (54,314)	14
10/14	L	31	Los Angeles (81,428)	37
10/21	W	*45	N.Y. Giants (64,898)	28
10/28	L	16	Philadelphia (65,954)	30
11/4	W	*38	Cincinnati (58,802)	10
11/11	W	23	N.Y. Giants (70,128)	10
11/18	W	*31	Philadelphia (61,985)	10
11/22	L	*7	Miami (64,100)	14
12/2	W	22	Denver (51,706)	10
12/9	W	*27	Washington (64,458†)	7
12/16	W	30	St. Louis (43,946)	3
		382		203

### 1973 DIVISIONAL PLAYOFF

(Dallas)

12/23	W	27	Los Angeles (64,291)	16
-------	---	----	----------------------	----

### 1973 NFC CHAMPIONSHIP GAME

12/30	L	10	Minnesota (64,524)	27
-------	---	----	--------------------	----

## 1974 (8-6)

Tom Landry, Head Coach

9/15	W	24	Atlanta (52,322)	0
9/23	L	10	Philadelphia (64,088)	13
9/29	L	*6	N.Y. Giants (45,841)	14
10/6	L	*21	Minnesota (57,847)	23
10/13	L	28	St. Louis (49,885)	31
10/20	W	*31	Philadelphia (43,586)	24
10/27	W	21	N.Y. Giants (61,918)	7
11/3	W	*17	St. Louis (64,146)	14
11/10	W	*20	San Francisco (50,018)	14
11/17	L	21	Washington (54,395)	28
11/24	W	10	Houston (49,775)	0
11/28	W	*24	Washington (63,243)	23
12/7	W	*41	Cleveland (48,754)	17
12/14	L	23	Oakland (45,850)	27
		297		235

## 1975 (10-4)

Tom Landry, Head Coach

9/21	W	*18	Los Angeles (49,091)	7
9/28	W	*37	St. Louis (52,417) (OT)	31
10/6	W	36	Detroit (79,784)	10
10/12	W	13	N.Y. Giants (56,511)	7
10/19	L	*17	Green Bay (64,934)	19
10/26	W	20	Philadelphia (64,889)	17
11/2	L	24	Washington (55,004) (OT)	30
11/10	L	*31	Kansas City (63,539)	34
11/16	W	34	New England (60,905)	31
11/23	W	*27	Philadelphia (57,893)	17
11/30	W	*14	N.Y. Giants (53,329)	3
12/7	L	17	St. Louis (49,701)	31
12/13	W	*31	Washington (61,091)	10
12/21	W	31	N.Y. Jets (37,279)	21
		350		268

### 1975 DIVISIONAL PLAYOFF

(Minnesota)

12/28	W	17	Minnesota (48,341)	14
-------	---	----	--------------------	----

### 1975 NFC CHAMPIONSHIP GAME

(Los Angeles)

1/4/76	W	37	Los Angeles (84,483)	7
--------	---	----	----------------------	---

### SUPER BOWL X (Miami)

1/18/76	L	17	Pittsburgh (80,187)	21
---------	---	----	---------------------	----

## 1976 (11-3)

Tom Landry, Head Coach

9/12	W	*27	Philadelphia (54,052)	7
9/19	W	24	New Orleans (61,413)	6
9/26	W	*30	Baltimore (64,237)	27
10/3	W	28	Seattle (62,027)	13
10/10	W	24	N.Y. Giants (76,042)	14
10/17	L	17	St. Louis (50,317)	21
10/24	W	*31	Chicago (61,346)	21
10/31	W	20	Washington (55,004)	7
11/7	W	*9	N.Y. Giants (58,870)	3
11/15	W	*17	Buffalo (51,779)	10
11/21	L	10	Atlanta (54,992)	17
11/25	W	*19	St. Louis (62,498)	14
12/5	W	26	Philadelphia (55,072)	7
12/12	L	*14	Washington (59,916)	27
		296		194

### 1976 DIVISIONAL PLAYOFF

(Dallas)

12/19	L	12	Los Angeles (62,436)	14
-------	---	----	----------------------	----

## 1977 (12-2)

Tom Landry, Head Coach

9/18	W	16	Minnesota (47,678) (OT)	10
9/25	W	*41	N.Y. Giants (64,215)	21
10/2	W	*23	Tampa Bay (55,316)	7
10/9	W	30	St. Louis (50,129)	24
10/16	W	*34	Washington (62,115)	16
10/23	W	16	Philadelphia (65,507)	10
10/30	W	*37	Detroit (63,160)	0
11/6	W	24	N.Y. Giants (74,532)	10
11/14	L	*17	St. Louis (64,038)	24
11/20	L	13	Pittsburgh (49,761)	28
11/27	W	14	Washington (55,031)	7
12/4	W	*24	Philadelphia (60,289)	14
12/12	W	42	San Francisco (55,848)	35
12/18	W	*14	Denver (63,752)	6
		345		212

### 1977 DIVISIONAL PLAYOFF (Dallas)

12/26	W	37	Chicago (62,920)	7
-------	---	----	------------------	---

### 1977 NFC CHAMPIONSHIP GAME (Dallas)

1/1/78	W	23	Minnesota (61,968)	6
--------	---	----	--------------------	---

### SUPER BOWL XII (New Orleans)

1/15/78	W	27	Denver (76,400)	10
---------	---	----	-----------------	----

### 1978 (12-4)

		Tom Landry, Head Coach		
9/4	W	*38	Baltimore (64,224)	0
9/10	W	34	N.Y. Giants (73,265)	24
9/17	L	14	Los Angeles (65,749)	27
9/24	W	*21	St. Louis (62,760)	12
10/2	L	5	Washington (55,031)	9
10/8	W	*24	N.Y. Giants (63,420)	3
10/15	W	24	St. Louis (48,991) (OT)	21
10/22	W	*14	Philadelphia (60,525)	7
10/26	L	*10	Minnesota (61,848)	21
11/5	L	16	Miami (69,414)	23
11/12	W	42	Green Bay (55,256)	14
11/19	W	*27	New Orleans (57,920)	7
11/23	W	*37	Washington (64,905)	10
12/3	W	*17	New England (63,263)	10
12/10	W	*31	Philadelphia (64,667)	13
12/17	W	30	N.Y. Jets (52,532)	7
		384		208

### 1978 DIVISIONAL PLAYOFF (Dallas)

12/30	W	27	Atlanta (60,338)	20
-------	---	----	------------------	----

### 1978 NFC CHAMPIONSHIP GAME (Los Angeles)

1/7/79	W	28	Los Angeles (67,470)	0
--------	---	----	----------------------	---

### SUPER BOWL XII (Miami)

1/21/79	L	31	Pittsburgh (78,656)	35
---------	---	----	---------------------	----

### 1979 (11-5)

		Tom Landry, Head Coach		
9/2	W	22	St. Louis (50,855)	21
9/9	W	21	San Francisco (56,728)	13
9/16	W	*24	Chicago (64,056)	20
9/24	L	7	Cleveland (80,123)	26
9/30	W	*38	Cincinnati (63,179)	13
10/7	W	36	Minnesota (47,572)	20
10/14	W	*30	Los Angeles (64,462)	6
10/21	W	*22	St. Louis (64,300)	13
10/28	L	3	Pittsburgh (50,199)	14
11/4	W	16	N.Y. Giants (76,490)	14
11/12	L	*21	Philadelphia (62,417)	31
11/18	L	20	Washington (55,031)	34
11/22	L	*24	Houston (63,897)	30
12/2	W	*28	N.Y. Giants (63,787)	7
12/8	W	24	Philadelphia (71,434)	17
12/16	W	*35	Washington (62,867)	34
		371		313

### 1979 DIVISIONAL PLAYOFF (Dallas)

12/30	L	19	Los Angeles (64,792)	21
-------	---	----	----------------------	----

### 1980 (12-4)

		Tom Landry, Head Coach		
9/8	W	17	Washington (55,045)	3
9/14	L	20	Denver (74,919)	41
9/21	W	*28	Tampa Bay (62,750)	7
9/28	W	28	Green Bay (54,776)	17
10/5	W	*24	N.Y. Giants (59,126)	3
10/12	W	*59	San Francisco (63,399)	14
10/19	L	10	Philadelphia (70,696)	17
10/26	W	*42	San Diego (60,639)	31
11/2	W	27	St. Louis (50,701)	24
11/9	L	35	N.Y. Giants (68,343)	38
11/16	W	*31	St. Louis (52,567)	21
11/23	W	*14	Washington (58,809)	10
11/27	W	*51	Seattle (57,540)	7
12/7	W	19	Oakland (53,194)	13
12/15	L	14	Los Angeles (65,154)	38
12/21	W	*35	Philadelphia (62,548)	27
		454		311

### 1980 NFC WILD CARD GAME (Dallas)

12/28	W	34	Los Angeles (64,533)	13
-------	---	----	----------------------	----

### 1980 DIVISIONAL PLAYOFF (Atlanta)

1/4/81	W	30	Atlanta (60,022)	27
--------	---	----	------------------	----

### 1980 NFC CHAMPIONSHIP GAME (Philadelphia)

1/11/81	L	7	Philadelphia (70,696)	20
---------	---	---	-----------------------	----

### 1981 (12-4)

		Tom Landry, Head Coach		
9/6	W	26	Washington (55,045)	10
9/13	W	*30	St. Louis (63,602)	17
9/21	W	35	New England (60,311)	21
9/27	W	*18	N.Y. Giants (63,449)	10
10/4	L	17	St. Louis (49,777)	20
10/11	L	14	San Francisco (57,574)	45
10/18	W	*29	Los Angeles (64,649)	17
10/25	W	*28	Miami (64,221)	27
11/1	W	17	Philadelphia (72,111)	14
11/9	W	*27	Buffalo (62,583)	14
11/15	L	24	Detroit (79,694)	27
11/22	W	*24	Washington (64,583)	10
11/26	W	*10	Chicago (63,499)	9
12/6	W	37	Baltimore (54,871)	13
12/13	W	*21	Philadelphia (64,955)	10
12/19	L	10	N.Y. Giants (73,009) (OT)	13
		367		277

### 1981 DIVISIONAL PLAYOFF (Dallas)

1/2/82	W	38	Tampa Bay (64,848)	0
--------	---	----	--------------------	---

### 1981 NFC CHAMPIONSHIP GAME (San Francisco)

1/10/82	L	27	San Francisco (60,525)	28
---------	---	----	------------------------	----

### 1982 (6-3)

		Tom Landry, Head Coach		
9/13	L	*28	Pittsburgh (63,431)	36
9/19	W	24	St. Louis (50,705)	7
		*Minnesota-canceled		
		*N.Y. Giants-canceled		
		*Washington-canceled		
		*Philadelphia-canceled		
		*Cincinnati-canceled		
		*N.Y. Giants-canceled		
		*St. Louis-canceled		
		*San Francisco-canceled		
11/21	W	*14	Tampa Bay (49,578)	9
11/25	W	*31	Cleveland (46,267)	14
12/5	W	24	Washington (54,633)	10
12/13	W	37	Houston (51,808)	7
12/19	W	*21	New Orleans (64,506)	7
12/26	L	*20	Philadelphia (46,199)	24
1/3/83	L	27	Minnesota (60,007)	31
		226		145

### 1982 SUPER BOWL TOURNAMENT (Dallas)

1/9/83	W	30	Tampa Bay (65,042)	17
--------	---	----	--------------------	----

### 1982 SUPER BOWL TOURNAMENT (Dallas)

1/16/83	W	37	Green Bay (63,972)	26
---------	---	----	--------------------	----

### 1982 NFC CHAMPIONSHIP GAME (Washington)

1/22/83	L	17	Washington (55,045)	31
---------	---	----	---------------------	----



### 1983 (12-4)

		Tom Landry, Head Coach	
9/5	W	31	Washington (55,045).....30
9/11	W	34	St. Louis (48,532).....17
9/18	W	*28	N.Y. Giants (62,347).....13
9/25	W	*21	New Orleans (62,136).....20
10/2	W	37	Minnesota (60,774).....24
10/9	W	*27	T. Bay (63,308) (OT).....24
10/16	W	*37	Philadelphia (63,070).....7
10/23	L	*38	L.A. Raiders (64,991).....40
10/30	W	38	N.Y. Giants (76,142).....20
11/6	W	27	Philadelphia (71,236).....20
11/13	L	23	San Diego (46,192).....24
11/20	W	*41	Kansas City (64,103).....21
11/24	W	*35	St. Louis (60,764).....17
12/4	W	35	Seattle (63,352).....10
12/11	L	*10	Washington (65,074).....31
12/19	L	17	San Francisco (59,957).....42
		479	360

### 1983 NFC WILD CARD GAME (Dallas)

12/26	L	17	L.A. Rams (43,521).....24
-------	---	----	---------------------------

### 1984 (9-7)

		Tom Landry, Head Coach	
9/3	W	20	L.A. Rams (65,403).....13
9/9	L	7	N.Y. Giants (75,921).....28
9/16	W	*23	Philadelphia (64,521).....17
9/23	W	*20	Green Bay (64,222).....6
9/30	W	23	Chicago (63,623).....14
10/7	L	*20	St. Louis (61,438).....31
10/14	L	14	Washington (55,431).....34
10/21	W	*30	N. Orleans (50,966) (OT).....27
10/28	W	*22	Indianapolis (58,724).....3
11/4	L	*7	N.Y. Giants (60,235).....19
11/11	W	24	St. Louis (48,721).....17
11/18	L	3	Buffalo (74,391).....14
11/22	W	*20	New England (55,341).....17
12/2	W	26	Philadelphia (66,322).....30
12/9	L	*28	Washington (64,286).....30
12/17	L	21	Miami (74,139).....28
		308	308

### 1985 (10-6)

		Tom Landry, Head Coach	
9/9	W	*44	Washington (62,292).....14
9/15	L	21	Detroit (72,985).....26
9/22	W	*20	Cleveland (61,456).....7
9/29	W	17	Houston (49,686).....10
10/6	W	30	N.Y. Giants (74,981).....29
10/13	W	*27	Pittsburgh (62,932).....13
10/20	L	14	Philadelphia (70,114).....16
10/27	W	*24	Atlanta (57,941).....10
11/4	L	10	St. Louis (49,347).....21
11/10	W	13	Washington (55,750).....7
11/17	L	*0	Chicago (63,855).....44
11/24	W	*34	Philadelphia (54,047).....17
11/28	W	*35	St. Louis (54,125).....17
12/8	L	24	Cincinnati (56,936).....50
12/15	W	*28	N.Y. Giants (62,310).....21
12/22	L	16	San Francisco (60,114).....31
		357	333

### 1985 DIVISIONAL PLAYOFF (Los Angeles)

1/4/86	L	0	L.A. Rams (66,351).....20
--------	---	---	---------------------------

### 1986 (7-9)

		Tom Landry, Head Coach	
9/8	W	*31	N.Y. Giants (59,804).....28
9/14	W	31	Detroit (73,812).....7
9/21	L	*35	Atlanta (62,880).....37
9/29	W	31	St. Louis (49,077).....7
10/5	L	14	Denver (76,082).....29
10/12	W	*30	Washington (63,264).....6
10/19	W	17	Philadelphia (68,572).....14
10/26	W	*37	St. Louis (60,756).....6
11/2	L	14	N.Y. Giants (74,871).....17
11/9	L	*13	L.A. Raiders (61,706).....17
11/16	W	24	San Diego (55,622).....21
11/23	L	14	Washington (55,642).....41
11/27	L	*14	Seattle (58,023).....31
12/7	L	10	L.A. Rams (64,949).....29
12/14	L	*21	Philadelphia (46,117).....23
12/21	L	*10	Chicago (57,256).....24
		346	337

## All-Time Preseason Results

### 1960 (1-5)

Dal.		Opp.
10	San Francisco (22,000)	@Seattle 16
13	St. Louis (14,000)	@ San Antonio 20
10	Baltimore (40,000)	@Dallas 14
14	New York (10,663)	@Louisville 3
14	Los Angeles (13,500)	@Pendleton 49
23	Green Bay (20,121)	@ Minn. 28

### 1961 (2-3)

38	Minnesota (4,954)	@ Sioux Falls 13
7	Green Bay (30,000)	@ Dallas 30
10	N.Y. (21,500)	@ Albuquerque 28
35	Baltimore (19,000)	@ Norman 24
10	S.F. (22,130)	@Sacramento 24

### 1962 (0-5)

7	Green Bay (54,500)	@ Dallas 31
24	Detroit (77,683)	@ Cleveland 35
10	Baltimore (14,000)	@ Roanoke 24
7	S.F. (20,000)	@ Sacramento 26
26	Minnesota (12,500)	@ Atlanta 45

### 1963 (3-2)

17	Los Angeles (70,675)	@ L.A. 14
10	Green Bay (53,121)	@ Dallas 31
17	Los Angeles (29,349)	@ Portland 20
37	S.F. (9,927)	@ Bakersfield 24
27	Detroit (51,218)	@ New Orleans 17

### 1964 (1-4)

6	Los Angeles (57,450)	@ L.A. 17
34	S.F. (24,679)	@ Portland 23
16	Los Angeles (30,565)	@ Portland 25
3	Green Bay (60,057)	@ Dallas 35
6	Chicago (35,000)	@ New Orleans 21

Dal. Opp.

**1965 (2-3)**

- 0 Los Angeles (31,579) @ L.A. 9
- 7 S.F. (24,837) @ Portland 27
- 21 Green Bay (67,954) @ Dallas 12
- 17 Minn. (41,500) @ Birmingham 57
- 34 Chicago (33,525) @ Tulsa 21

**1966 (5-0)**

- 24 San Francisco (28,899) @ S.F. 13
- 20 Los Angeles (44,217) @ L.A. 10
- 21 Green Bay (75,504) @ Dallas 3
- 20 Detroit (31,250) @ Tulsa 10
- 28 Minnesota (58,316) @ Dallas 24

**1967 (2-3)**

- 6 Los Angeles (57,595) @ L.A. 20
- 30 San Francisco (31,212) @ S.F. 24
- 3 Houston (78,087) @ Dallas 20
- 30 Houston (53,125) @ Houston 17
- 7 Baltimore (58,492) @ Dallas 33

**1968 (3-3)**

- 24 Chicago (14,578) @ Canton 30
- 16 San Francisco (27,530) @ S.F. 14
- 42 Los Angeles (64,978) @ L.A. 10
- 27 Green Bay (72,014) @ Dallas 31
- 33 Houston (52,289) @ Houston 19

**1969 (4-2)**

- 17 Los Angeles (87,381) @ L.A. 24
- 20 San Francisco (33,894) @ S.F. 17
- 31 Green Bay (73,764) @ Dallas 13
- 14 Houston (55,310) @ Houston 11
- 25 N. Y. Jets (74,771) @ Dallas 9
- 7 Baltimore (58,975) @ Dallas 23

**1970 (1-5)**

- 20 San Diego (39,392) @ San Diego 10
- 10 Los Angeles (64,646) @ L.A. 17
- 34 Green Bay (72,389) @ Dallas 35
- 21 Houston (46,548) @ Houston 37
- 0 Kansas City (69,055) @ Dallas 13
- 21 New York Jets (55,297) @ Dallas 29

**1971 (6-0)**

- 45 Los Angeles (87,187) @ L.A. 21
- 36 New Orleans (73,560) @ Dallas 21
- 16 Cleveland (69,099) @ Dallas 15
- 28 Houston (49,078) @ Houston 20
- 27 Baltimore (22,291) @ Baltimore 14
- 24 Kansas City (74,035) @ Dallas 17

**1972 (6-1)**

- 20 College All-Stars (54,162) @ Chi. 7
- 26 Houston (65,405) @ Dallas 24
- 27 Los Angeles (66,051) @ L.A. 13
- 30 New Orleans (81,070) @ N.O. 7
- 34 N. Y. Jets (65,386) @ Dallas 27
- 10 Kansas City (79,592) @ K.C. 20
- 16 Oakland (62,607) @ Dallas 10

**1973 (4-2)**

- 24 Los Angeles (75,461) @ L.A. 7
- 26 Oakland (53,723) @ Oakland 27
- 24 New Orleans (61,022) @ Dallas 14
- 24 Houston (46,942) @ Houston 27
- 27 Kansas City (57,468) @ Dallas 16
- 26 Miami (61,378) @ Dallas 23

**1974 (3-3)**

- 7 Oakland (41,049) @ Oakland 27
- 13 Los Angeles (46,468) @ L.A. 6
- 19 Houston (53,148) @ Dallas (OT) 13
- 7 N. Orleans (56,563) @ N. Orleans 16
- 25 Kansas City (43,492) @ Dallas 25
- 15 Pittsburgh (43,900) @ Dallas 41

Dal. Opp.

**1975 (2-4)**

- 7 Los Angeles (62,843) @ L.A. 35
- 20 Kansas City (35,630) @ K.C. 26
- 13 Minnesota (45,395) @ Dallas 16
- 17 Houston (46,951) @ Houston 14
- 20 Oakland (39,562) @ Dallas 31
- 17 Pittsburgh (43,186) @ Dallas 16

**1976 (3-3)**

- 14 Oakland (52,391) @ Oakland 17
- 14 Los Angeles (60,158) @ L.A. 26
- 9 Denver (54,567) @ Dallas 13
- 36 Detroit (30,340) @ Memphis 16
- 20 Pittsburgh (64,264) @ Dallas 10
- 26 Houston (58,844) @ Dallas (OT) 20

**1977 (3-3)**

- 34 San Diego (59,504) @ Dallas 14
- 17 Seattle (58,789) @ Seattle (OT) 23
- 14 Miami (56,820) @ Dallas 20
- 23 Baltimore (54,835) @ Dallas 21
- 14 Houston (49,777) @ Houston 23
- 30 Pittsburgh (49,824) @ Dallas 0

**1978 (3-1)**

- 41 San Francisco (63,736) @ Dallas 24
- 21 Denver (74,619) @ Denver 17
- 13 Houston (62,242) @ Dallas 27
- 16 Pittsburgh (59,747) @ Dallas 13

**1979 (3-2)**

- 13 Oakland (20,648) @ Canton, O. 20
- 7 Denver (61,192) @ Dallas 6
- 17 Seattle (59,803) @ Seattle 27
- 16 Houston (62,803) @ Dallas 13
- 16 Pittsburgh (64,543) @ Dallas 14

**1980 (3-1)**

- 17 Green Bay (54,876) @ Dallas 14
- 19 Los Angeles (63,283) @ Anaheim 16
- 20 Houston (63,658) @ Dallas 13
- 10 Pittsburgh (62,795) @ Dallas 31

**1981 (2-2)**

- 17 Green Bay (55,987) @ Dallas 21
- 21 Los Angeles (61,459) @ Anaheim 33
- 24 Pittsburgh (63,504) @ Dallas 14
- 28 Houston (63,799) @ Dallas 20

**1982 (3-1)**

- 10 Buffalo (48,612) @ Dallas 14
- 26 San Diego (49,182) @ San Diego 16
- 36 New England (50,113) @ Dallas 21
- 20 Houston (60,150) @ Dallas 14

**1983 (3-1)**

- 20 Miami (46,826) @ Dallas 17
- 30 L.A. Rams (54,268) @ L. Angeles 7
- 7 Pittsburgh (62,164) @ Dallas 24
- 34 Houston (54,363) @ Dallas 31

**1984 (3-1)**

- 31 Green Bay (43,371) @ Dallas 17
- 24 San Diego (50,740) @ San Diego 13
- 10 Pittsburgh (55,658) @ Dallas 20
- 31 Houston (53,877) @ Dallas 24

**1985 (4-0)**

- 27 Green Bay (41,847) @ Dallas 3
- 27 San Diego (48,596) @ San Diego (OT) 24
- 15 Chicago (49,540) @ Dallas 13
- 20 Houston (53,812) @ Dallas 10

**1986 (0-5)**

- 6 Chicago (82,699) @ London 17
- 0 San Diego (47,744) @ San Diego 20
- 19 L.A. Raiders (52,153) @ Los Angeles 24
- 28 Pittsburgh (54,299) @ Dallas 41
- 14 Houston (62,239) @ Dallas 17

# Ring of Honor

The Cowboys honor former players who made outstanding contributions to the club by inducting them into the Ring of Honor at Texas Stadium. Their names and the years they played are prominently displayed in silver on the wall below the press box at Texas Stadium. Members of the Cowboys' Ring of Honor:

**BOB LILLY**, defensive tackle, 1961-74. Nicknamed "Mr. Cowboy," Bob Lilly was the franchise's first draft choice in 1961, the first name in the Ring of Honor in 1975 and its first inductee into the Pro Football Hall of Fame in 1979. A seven-time All-Pro, Lilly was named to a club-record 11 Pro Bowls. He was a two-time All-SWC pick and an All-America at Texas Christian University before being drafted by Dallas.

**DON MEREDITH**, quarterback, 1960-68. Don Meredith led the Cowboys to their first winning season and their first NFL Championship Game in 1966. Signed by Clint Murchison, Jr., before Dallas was granted its NFL franchise, "Dandy Don" played in two Pro Bowls and was named NFL player of the year in 1966. A two-time All-America at SMU, Don's name was added to the Cowboys' Ring of Honor in 1976.

**DON PERKINS**, running back, 1961-68. Don Perkins was the first Cowboys player to rush for more than 6,000 yards. A six-time Pro Bowl selection, Perkins finished among the top ten NFL rushers in each of his eight seasons. He was named NFL rookie of the year in 1961 and All-Pro in 1962. Perkins was signed before Dallas was granted its NFL franchise. A three-time All-Skyline pick at New Mexico, he was inducted into the Ring of Honor in 1976.

**CHUCK HOWLEY**, linebacker, 1961-72. When Chuck Howley retired in 1973, Tom Landry said "I don't know that I've seen anybody better at linebacker than Howley." A six-time All-Pro, Howley was the most valuable player in Super Bowl V. The Cowboys traded for Howley, who was drafted by Chicago in 1958. He was All-America center at West Virginia. A six-time Pro Bowl selection, Howley was added to the Ring of Honor in 1977.

**MEL RENFRO**, defensive back, 1964-77. Mel Renfro was named to the Pro Bowl his first ten seasons in the NFL. He is the club's all-time interceptor with 52 and kickoff returner with a 26.4-yard career average. Renfro was drafted in the second round in 1964 after a career as an All-America half-back and world class sprinter at Oregon. A five-time All-Pro, Renfro was inducted into the Cowboys' Ring of Honor in 1981.

**ROGER STAUBACH**, quarterback, 1969-79. Roger Staubach led the Cowboys to six NFC Championship Games, four Super Bowls and two Super Bowl titles. A great clutch performer, Staubach led Dallas to comeback victories 23 times, 14 in the last two minutes or overtime. A five-time Pro Bowler, he was drafted by Dallas in 1964 after winning the Heisman Trophy and Maxwell Award at the Naval Academy. Inducted into the Ring of Honor in 1983, Roger was elected to the Pro Football Hall of Fame in 1985.



# Silver Season All-Time Team 1960-1984

As part of the Dallas Cowboys' 25th anniversary celebration in 1984, fans voted for the club's all-time team.

## OFFENSE

- QB 12 Roger Staubach (1969-79)  
 17 Don Meredith (1960-68)  
 RB 33 Tony Dorsett (1977-86)  
 32 Walt Garrison (1966-74)  
 43 Don Perkins (1961-68)  
 C 62 John Fitzgerald (1971-80)  
 G 76 John Niland (1966-74)  
 68 Herb Scott (1975-84)  
 T 73 Ralph Neely (1965-77)  
 70 Rayfield Wright (1967-79)  
 TE 89 Billy Joe DuPree (1973-83)  
 WR 88 Drew Pearson (1973-83)  
 22 Bob Hayes (1965-74)  
 K 1 Rafael Septien (1978-86)  
 P 11 Danny White (1976-86)

## DEFENSE

- DE 72 Ed Jones (1974-86)  
 79 Harvey Martin (1973-83)  
 DT 74 Bob Lilly (1961-74)  
 54 Randy White (1975-86)  
 LB 55 Lee Roy Jordan (1963-76)  
 54 Chuck Howley (1961-72)  
 50 D. D. Lewis (1968-81)  
 CB 20 Mel Renfro (1964-77)  
 24 Everson Walls (1981-86)  
 34 Cornell Green (1962-74)  
 S 41 Charlie Waters (1970-81)  
 43 Cliff Harris (1970-79)



### "MAKE WAY FOR TOMORROW"

The NFL Films production of "Make Way for Tomorrow - Looking Ahead with the Dallas Cowboys" is available free of charge to groups wishing to show it.

The 30-minute, 16mm sound and color movie is narrated by Brad Crandall and tells the story of the Cowboys' action-packed 1986 season and the team's prospects for 1987. The film features veteran Cowboys standouts like Tony Dorsett, Randy White and Danny White plus exciting newcomers Herschel Walker, Mike Sherrard and Steve Pelluer.

"Make Way for Tomorrow" is the 21st consecutive Cowboys highlights film produced and directed by NFL Films Editor-in-Chief Bob Ryan.

The film is sponsored by GTE and may be obtained for group showings by calling the Cowboys' office at 214/556-9900.



# Historical Highlights

## 1960

**NFL FRANCHISE** — Clint Murchison, Jr., and Bedford Wynne were awarded an expansion franchise in the NFL at the annual league meeting in Miami Beach, Fla. The Cowboys were to play as a "swing" team, playing every other team one time during the first season, although listed in the Western Conference standings (January 28).

**COWBOYS STOCKED** — A player pool was set up in a league meeting at L.A., with each of 12 NFL teams freezing 25 names on its roster and the Cowboys allowed to pick three from each team for a total of 36 veterans. Dallas, once given the list, had to select its 36 players within 24 hours (March 13).

**TRAINING STARTS** — Rookies report to first Cowboys camp at Pacific U., in Forest Grove, Oregon (July 9).

**FIRST PRE-SEASON GAME** — The Cowboys, less than six months in existence, get their first test and drop a 10-16 pre-season game to San Francisco in Seattle (August 6).

**FIRST HOME GAME** — In their Dallas debut, in the Salesmanship Club pre-season game, the Cowboys led the world champion Baltimore Colts into the final minute before a 62-yard pass from Johnny Unitas to Lenny Moore gave the Colts a 14-10 victory (August 19).

**FIRST VICTORY** — In a preseason game at Louisville, Ky., the Cowboys beat New York's Giants, 14-3, with Frank Clarke catching touchdown passes of 73 yards (Eddie LeBaron) and 74 yards (Don Meredith) (August 27).

**FIRST LEAGUE GAME** — In their first league game, Dallas fell to Pittsburgh, 35-28, with Bobby Layne leading a fourth-period Steeler rally (Sept. 24, Saturday night).

**STREAK SNAPPED** — Dallas snaps a 20-game loss streak by tying New York, 31-31, at Yankee Stadium (Dec. 4).

## 1961

**TRAINING STARTS** — Rookies launch training at new campsite — St. Olaf College in Northfield, Minn. (July 9).

**FIRST LEAGUE WIN** — Scoring ten points in the final 56 seconds, the Cowboys score their first NFL victory, 27-24, over Pittsburgh in the '61 league opener in the Cotton Bowl. Allen Green's 27-yard field goal on the game's final play won it before 23,500 (Sept. 17).

## 1962

**TRAINING STARTS** — Team begins training at new campsite — Northern Michigan College in Marquette, Mich. (July 13).

**PENALTY HISTORY** — For the first time in anyone's memory in an NFL game, points were awarded for a penalty. The Cowboys were detected holding in the end zone on a 99-yd. TD pass from LeBaron to Clarke, and Pittsburgh was awarded a safety. The Steelers eventually won, 30-28 (Sept. 23).

**100-YARD FIRSTS** — Cowboys Amos Marsh returned a kickoff 101 yards and Mike Gaechter returned a pass interception 100 yards, both plays for fourth-quarter TDs in a 41-19 win over Philadelphia in Dallas. It was the first time in NFL history that two 100-yard runs had been made in the same game, much less by the same team in the same quarter. (Oct. 14).

## 1963

**SHIFT TO KANSAS CITY** — The rival Dallas Texans of the AFL announce they are moving the franchise to Kansas City (Feb. 8).

**CALIFORNIA TRAINING SITE** — The Cowboys open training at California Lutheran College in Thousand Oaks, Calif. (July 12).

**HOWTON SETS RECORD** — Bill Howton broke Don Hutson's all-time receiving mark with a 14-yard catch against Washington (there). Hutson's record was 7,991 yards and the catch gave Howton an even 8,000 yards (Sept. 29).

## 1964

**LANDRY CONTRACT** — With one year to go on his original contract, Tom Landry is signed to a ten-year extension, in effect giving him an 11-year pact, possibly the longest in major pro sports history (Feb. 5).

## 1965

**FIRST SELLOUT** — An overflow crowd of 76,251 jams the Cotton Bowl for the Cleveland game, notching the team's first home sellout. Cleveland won, 24-17 (Nov. 21).

## 1966

**PLAYOFF BOWL** — After defeating New York, 38-20, in the season finale (and winning five of their last seven games) to get into the Playoff Bowl at Miami, the Cowboys fall to Baltimore, 35-3 (Jan. 15).

**MERGER** — Peace comes to pro football with Cowboys GM Tex Schramm completing two months of negotiations with AFL's Lamar Hunt, merging the two leagues under the NFL banner (June 8).

**SCHRAMM ELEVATED** — Texas E. Schramm, Vice-President and General Manager of the Cowboys from the beginning, was named President of the club by owner Clint Murchison, Jr., who retained the title of Chairman of the Board.

**NEELY CASE SOLVED** — Dallas and Houston reached agreement in the Ralph Neely case. Neely remained with Dallas with Houston receiving the Cowboys Nos. 1, 2 and two fifth place picks in the 1967 draft (Nov. 17).

**THE CHAMPIONSHIP** — The Cowboys won their first championship, capturing the Eastern Conference title with a 10-3-1 record, but lost the NFL Championship Game to Green Bay, 34-27.

## 1967

**TEXAS STADIUM** — On Dec. 23, owner Clint Murchison, Jr., formally announced plans to build Texas Stadium in suburban Irving. The stadium, to be financed through a bond-option plan, would be ready for the 1970 season. The stadium would seat a minimum of 58,000.

**SECOND CHAMPIONSHIP** — Under the NFL's new format, the Cowboys easily won the Capitol Division and defeated Cleveland, Century Division winner, 52-14, in the Cotton Bowl for the Eastern conference championship. However, on Dec. 31 in Green Bay, the Cowboys lost their second bid for an NFL title, falling to the Packers, 21-17, in the 13 degree below weather.

## 1968

**WIN CAPITOL** — For the second straight year the Cowboys won the Capitol Division, but for the first time in three years the Cowboys did not win the Eastern Championship, being upset at Cleveland, 31-20, on December 21st. Dallas won the Runner-Up Bowl over Minnesota, 17-13.

## 1969

**TEXAS STADIUM** — Ground was broken for Texas Stadium in suburban Irving on January 25, and on June 29 Bert Rose was named general manager of the stadium.

**ORIGINALS RETIRE** — An era ended for the Cowboys in July. On July 5th at a press conference in Dallas, quarterback Don Meredith, the last of the

original Cowboys, announced his retirement. Then, on July 18th, the day the veterans were to report to training camp, all-time rushing great Don Perkins officially retired.

**REPEAT CAPITOL WINS** — Once again the Cowboys rolled to the Capitol Division Championship with an 11-2-1 season. However, the Cowboys failed to win the Eastern Championship when on Dec. 28, the Cowboys lost to Cleveland, 38-14, in the Cotton Bowl.

## 1970

**FIVE STRAIGHT PLAYOFFS** — The Cowboys won their last five games to finish 10-4, claim the Eastern Division championship and make the playoffs for the fifth year in a row. They defeated Detroit, 5-0, in the opening round to get a shot at the National Conference championship.

**FIRST NFC TITLE** — The Cowboys captured the biggest prize of their 11-year history on Jan. 3 when they downed San Francisco, 17-10, for the NFC crown. A 16-13 loss to Baltimore in the Super Bowl Jan. 17 left Dallas with one major goal still unrealized.

## 1971

**TEXAS STADIUM** — The Cowboys opened a new era in their sparkling Irving, Tex., home with a 44-21 victory over the New England Patriots on October 24. Duane Thomas scored the first touchdown in the new stadium, a 56-yard run just two minutes and 16 seconds after the opening kickoff. Attendance was 65,708.

**SIX STRAIGHT PLAYOFFS** — The Cowboys won their last seven games to finish 11-3, claim the Eastern Division championship and make the playoffs for the sixth year in a row. They defeated Minnesota, 20-12, in the opening round.

**SECOND NFC TITLE** — For the second consecutive year, the Cowboys met the San Francisco 49ers in the National Conference showdown. This time Dallas won, 14-3, to qualify for its second straight Super Bowl.

**FIRST WORLD CHAMPIONSHIP** — The Cowboys downed the Miami Dolphins, 24-3, to win Super Bowl VI in New Orleans on Jan. 16. It was the 10th victory in a row for Dallas as Roger Staubach passed for two touchdowns and was named the game's Most Valuable Player.

## 1972

**FIRST 1,000-YARD BACK** — Calvin Hill became the first Dallas player to rush for 1,000 yards when he gained 111 on Dec. 9 against the Washington Redskins in Texas Stadium. Hill wound up with 1,036 yards for the season on a record 245 carries.

**SEVEN STRAIGHT PLAYOFFS** — The Cowboys qualified for the NFL playoffs a record seventh consecutive year, their 10-4 record earning them the National Conference Wild Card berth. Roger Staubach passed for two touchdowns in the last 1½ minutes to give the Cowboys a 30-28 victory at San Francisco in the first round. Then, at Washington on New Year's Eve, Dallas was foiled in its bid for a third straight NFL title when the Redskins won, 26-3.

## 1973

**100 VICTORIES** — The Cowboys and Coach Tom Landry recorded their 100th victory with a 40-3 Texas Stadium win over the New Orleans Saints on Sept. 24. Landry, the only head coach the Cowboys have had, ended the season with a career mark of 108-80-6 to rank ninth on the list of the NFL's all-time winningest coaches.

**EIGHT STRAIGHT PLAYOFFS** — The Cowboys regained the NFC Eastern Division title with a 10-4 record and broke their own NFL record by reaching the



playoffs for the eighth year in a row. Dallas defeated Western Division champion Los Angeles in the first round, 27-16, but fell to Central Division winner Minnesota in the NFC Championship Game, 27-10.

## 1974

**FIRST TOP DRAFT CHOICE** — For the first time in their history, the Cowboys had the very first choice in the NFL college draft. The No. 1 pick came to Dallas from Houston in exchange for Tody Smith and Billy Parks. The Cowboys selected Ed "Too Tall" Jones, a 6-9, 260-pound defensive end from Tennessee State.

**PLAYOFFS MISSED** — The Cowboys' record-breaking string of eight straight years in the NFL playoffs was broken when the club's 8-6 record failed to qualify.

## 1975

**LILLY HONORED** — "Mr. Cowboy" was honored on Bob Lilly Day at Texas Stadium at halftime of the Philadelphia game on Nov. 23. It was the first such recognition ever given to a Dallas player. Lilly never missed a game in 14 years with the Cowboys, earning All-Pro honors seven times at defensive tackle before retiring prior to the '75 season.

**TEN STRAIGHT WINNING SEASONS** — The Cowboys' 10-4 record earned them the NFC Wild Card berth in the playoffs. The composite record over 10 straight winning seasons was 101-37-2.

**THIRD NFC TITLE** — After shocking Minnesota in the first round, 17-14 on Roger Staubach's 50-yard "Hail Mary" pass to Drew Pearson, the Cowboys traveled to Los Angeles for the NFC showdown. Staubach threw four touchdown passes, three to Preston Pearson, and Dallas won, 37-7. Pittsburgh won Super Bowl X on Jan. 18 in Miami, 21-17.

## 1976

**MEREDITH, PERKINS HONORED** — Former Cowboys greats Don Meredith and Don Perkins joined Bob Lilly in the "Ring of Honor" at Texas Stadium during halftime ceremonies at the New York Giants game on Nov. 7.

**ELEVEN STRAIGHT WINNING SEASONS** — The Cowboys won the NFC Eastern Division title with their 11-3 record, giving them their 11th straight winning season and 10th playoff berth in that period. A 14-12 first round loss to Los Angeles — the first time Dallas had lost in the first round under the current playoff setup — ended the season.

## 1977

**HOWLEY HONORED** — Former All-Pro linebacker Chuck Howley, a Cowboy from 1961 through 1973, became the fourth member of the Ring of Honor. Howley was honored during ceremonies at halftime of the Detroit Lions game on Oct. 30.

**TWELVE STRAIGHT WINNING SEASONS** — Getting off to an 8-0 start, their best ever, the Cowboys rolled to a 12-2 record, the championship of the NFC East, and their 12th consecutive winning season. They opened their 11th visit to the playoffs in those 12 years with a 37-7 first-round victory over the Chicago Bears at Texas Stadium.

**FOURTH NFC TITLE** — Dallas crushed the Minnesota Vikings at Texas Stadium, 23-6, for National Conference crown No. 4 and the right to meet the Denver Broncos in Super Bowl XII.

**SECOND WORLD CHAMPIONSHIP** — The Cowboys stopped the Denver Broncos, 27-10, to win Super Bowl XII in New Orleans on January 15, 1978. In the



process, Dallas tied Minnesota for most Super Bowl appearances (four) and Green Bay, Miami and Pittsburgh for most Super Bowl victories (two). Defensive linemen Harvey Martin and Randy White were named co-Most Valuable Players in the game.

## 1978

**THIRTEEN STRAIGHT WINNING SEASONS** — After a mediocre 6-4 start, the Cowboys won six straight games to finish the expanded regular season with a 12-4 record and their 10th division crown. It marked the Cowboys' 13th consecutive winning season and 12th trip to the playoffs in that span. Dallas rallied to beat Atlanta 27-20 in a divisional playoff at Texas Stadium, sending the Cowboys to their seventh NFC championship game in the past nine years.

**FIFTH NFC TITLE** — Dallas shut out the Rams in Los Angeles 28-0 in the National Conference title game to advance to the Super Bowl a record fifth time, including three of the last four. In the first Super Bowl rematch, Pittsburgh edged the Cowboys 35-31 for the NFL championship on Jan. 21 in Miami's Orange Bowl.

## 1979

**TWENTIETH ANNIVERSARY** — The Cowboys celebrated their 20th anniversary season at halftime of the St. Louis Cardinals game at Texas Stadium on Oct. 21. Stars from each of those 20 seasons plus Coach Tom Landry were introduced during the halftime ceremonies.

**FOURTH STRAIGHT NFC EAST TITLE** — Rallying from a mid-season slump, the Cowboys won their final three games to finish with an 11-5 record, their 11th division championship, including the past four NFC East titles, and 14th consecutive winning season. The Cowboys made their 13th trip to the playoffs in those 14 years, but were eliminated by Los Angeles 21-19 in a divisional playoff at Texas Stadium.

## 1980

**STAUBACH RETIRES** — At a press conference at Texas Stadium on March 31, quarterback Roger Staubach announced his retirement after 11 record-breaking years with the Cowboys. Staubach held all major Cowboys passing records and was the all-time leading NFL passer.

**LILLY ENTERS HALL OF FAME** — Bob Lilly, a seven-time All-Pro defensive tackle in his 14-year career with the Cowboys from 1961-74, became the first Cowboys-only player to be inducted into the Pro Football Hall of Fame. Enshrined along with Lilly on Aug. 2 at Canton, Ohio, were Herb Adderley, who played for the Cowboys from 1970-72, Jim Otto and Deacon Jones.

**FIFTEEN STRAIGHT WINNING SEASONS** — Behind new starting quarterback Danny White, the Cowboys rolled to their 15th consecutive winning season with a surprising 12-4 record, tied for best in the league with Philadelphia and Atlanta. The Cowboys lost the NFC East title to Philadelphia on a tie-breaker, but entered the playoffs for the 14th game in 15 years, this time as a wild card team. The Cowboys beat Los Angeles 34-13 at Texas Stadium in the NFC Wild Card Game and rallied past the Falcons at Atlanta 30-27 to advance to the NFC Championship Game at Philadelphia. But the Cowboys lost 20-7 in their bid for a sixth Super Bowl appearance.

**LANDRY'S 200th VICTORY** — Tom Landry joined George Halas and Curly Lambeau as the only coaches with 200 NFL victories when the Cowboys beat Los Angeles 34-13 on Dec. 28 at Texas Stadium in the NFC Wild Card Game, raising Landry's record to 200-119-6, counting regular season and playoff games.

## 1981

**RENFRO HONORED** — Former All-Pro defensive back Mel Renfro, the Cowboys' all-time leading pass interceptor, became the fifth member of the

Cowboys' Ring of Honor. Renfro, who played for Dallas from 1964 through 1977, was honored during halftime ceremonies of the Cowboys-Miami Dolphins game at Texas Stadium Oct. 25.

**TWELFTH DIVISION CHAMPIONSHIP** — The Cowboys regained the NFC Eastern Division Championship, their 12th division title since 1966, with a 12-4 record and tied Oakland's NFL mark of 16 consecutive winning seasons. Entering the playoffs for the 15th time in that span, the Cowboys advanced to the NFC Championship Game for the ninth time in 12 years by routing Tampa Bay 38-0 at Texas Stadium. But for the second year in a row Dallas lost the conference title game. San Francisco scored a last-minute touchdown at Candlestick Park to edge the Cowboys 28-27 for a berth in Super Bowl XVI.

## 1982

**200TH REGULAR-SEASON VICTORY** — The Cowboys beat Washington 24-10 at RFK Stadium on Dec. 5 for the club's and Coach Tom Landry's 200th regular-season victory.

**SEVENTEEN STRAIGHT WINNING SEASONS** — The Cowboys finished the strike-shortened regular season with a 6-3 record to establish an NFL record of 17 consecutive winning seasons. Entering the playoffs for a record-tying eighth straight year and for the 16th time in 17 years, the Cowboys beat Tampa Bay 30-17 and Green Bay 37-26, both at Texas Stadium, to advance to the NFC Championship Game for the third year in a row. But again the Cowboys come up short, losing 31-17 at Washington.

## 1983

**STAUBACH HONORED** — Former quarterback Roger Staubach, who led the Cowboys to four Super Bowls, became the sixth member of the Ring of Honor during halftime ceremonies of the Cowboys-Tampa Bay game on Oct. 9.

**NEW HEADQUARTERS** — Ground was broken on Nov. 29 for the Cowboys' new headquarters and training facility at The Valley Ranch in northwest Dallas County.

**EIGHTEEN STRAIGHT WINNING SEASONS** — The Cowboys extended their NFL record to 18 consecutive winning seasons with a 12-4 finish. The club also set a league record with its ninth straight playoff appearance, qualifying as a wild card entry. The Los Angeles Rams eliminated the Cowboys from the playoffs, however, with a 24-17 upset victory at Texas Stadium in the NFC Wild Card Game on Dec. 26.

## 1984

**SILVER SEASON** — The Cowboys kicked off their 25th anniversary with a news conference at Texas Stadium on Jan. 27. Club President Tex Schramm announced the Cowboys would celebrate their 25th anniversary during 1984 under the theme "Silver Season."

**OWNERSHIP CHANGES HANDS** — The sale of the Cowboys from the Murchison family to an 11-member limited partnership headed by Dallas businessman H. R. "Bum" Bright was approved by NFL owners on March 19 at the league's annual meeting in Honolulu. The sale was completed on May 18.

**COWBOYS CENTER** — The Cowboys and Triland International announced plans on March 27 for Cowboys Center, an innovative joint venture that will develop business opportunities in a conference center, Cowboys ShowPlace, athletic club, sports arena, office park, housing, and retail and restaurant outlets on 200 acres at The Valley Ranch, adjacent to the Cowboys' new headquarters.

**NINETEEN STRAIGHT WINNING SEASONS** — The Cowboys defeated the Eagles 26-10 in Philadelphia to extend their NFL record to 19 consecutive

winning seasons. The Cowboys finished 9-7 and missed the playoffs for the first time in 10 years and only the second time in 19 years.

## 1985

**STAUBACH ENTERS HALL OF FAME** — Roger Staubach, the master of the comeback victory during his 11-year career as a Cowboys quarterback, was inducted into the Pro Football Hall of Fame in his first year of eligibility. Enshrined with Staubach on Aug. 3 at Canton, Ohio, were Pete Rozelle, Joe Namath, O. J. Simpson and Frank Gatski. Staubach joined Bob Lilly as the only players who spent their entire career with the Cowboys to be elected to the Hall of Fame.

**TEXAS STADIUM IMPROVEMENTS** — Texas Stadium unveiled a new look when the Cowboys opened their preseason schedule against Green Bay on Aug. 10. The stadium became the first two DiamondVision color scoreboards, and the addition of 118 Crown Suites gave Texas Stadium more private suites, 296, than any stadium in the nation.

**COWBOYS RANCH OPENS** — Cowboys players and coaches reported on Aug. 27 to the team's new headquarters and training facility at Cowboys Center in Valley Ranch.

**DORSETT PASSES 10,000 YARDS** — On a 19-yard sweep around left end, Tony Dorsett became the sixth player in NFL history to rush for 10,000 yards. Dorsett's feat highlighted a 27-13 victory over Pittsburgh at Texas Stadium on Oct. 13.

**THIRTEENTH DIVISION CHAMPIONSHIP** — The Cowboys edged the New York Giants 28-21 on Dec. 15 at Texas Stadium to capture the NFC Eastern Division championship for the first time since 1981. Picked in most season previews to finish third or fourth in the division, the Cowboys rallied for their NFL record 20th consecutive winning season, a 13th division title in 20 years and a playoff berth for the 18th time in that span. But in their NFL record 36th playoff game appearance, the Cowboys fell 20-0 to the Los Angeles Rams in Anaheim Stadium on Jan. 4.

## 1986

**COWBOYS GO TO LONDON** — The Cowboys began preparations for their first trip to a foreign country when the NFL announced on March 12 that the Cowboys would play the Super Bowl champion Chicago Bears in a preseason game at London's Wembley Stadium on Aug. 3.

**100TH WIN AT TEXAS STADIUM** — Dallas defeats St. Louis 37-6 for the club's 100th victory at Texas Stadium. Since the facility opened in 1971 the Cowboys have compiled a 100-25 (.800) record.

**STREAK BROKEN** — The Cowboys' streak of 20 consecutive winning seasons from 1966 through 1985, third longest in professional sports history, came to an end when the club finished with a 7-9 record after losing seven of its last eight games. Only baseball's New York Yankees (39 straight winning seasons, 1926-64) and hockey's Montreal Canadiens (32 from 1951-52 through 1982-83) surpassed the Cowboys' accomplishment. After the 1986 season, the Washington Redskins' five straight winning campaigns (1982-86) represented the NFL's longest active streak.

## 1987

**FOUNDER DIES** — Cowboys founder Clint Murchison, Jr., dies after a long illness. Murchison, who owned the club until 1984, acquired the expansion Dallas franchise in the NFL in 1960. He hired Tex Schramm as general manager, gave Tom Landry a 10-year contract when his coaching career was in doubt in 1964 and was instrumental in the building of Texas Stadium.



# THE SIDELINES







---

# COWBOYS CENTER

---

AT VALLEY RANCH

Cowboys Center is a unique project joining the Cowboys, their fans and the business community on 200 acres in Valley Ranch, a 2,500-acre, master-planned commercial and residential community in northwest Dallas County.

Called "Emerald City for the Cowboys" in a Sept. 2, 1985 story in Newsweek, Cowboys Center will add Cowboys ShowPlace, a hotel-conference center, tennis club, sports medicine clinic, retail and restaurant pavilion and office park to the already existing Cowboys headquarters and North Texas Ice Arena.

The focus of Cowboys Center will be Cowboys Ranch and Cowboys ShowPlace, giving the club an ideal working environment and Cowboys fans a wide range of opportunities to interact with the team.

## **COWBOYS RANCH:**

The Cowboys moved into their state-of-the-art headquarters and training facility in August 1985. The complex includes three grass football fields, locker and training room facilities, meeting rooms, weight training and exercise areas, running trails, racquetball, basketball and tennis courts and a video lab. All coaching, scouting and administrative offices are located in the 80,000-square foot structure of Arizona sandstone, along with a ticket office, souvenir shop, Dallas Cowboys Travel Agency, Cowboys Cheerleaders Dance Academy, offices for the Cowboys Weekly, a press room with a research library, a television studio plus a variety of lounge areas. Tours are available (see page 169.)

## **COWBOYS SHOWPLACE:**

The crown jewel of Cowboys Center, Cowboys ShowPlace will enable fans to spend an unforgettable day with the Cowboys through exhibits utilizing sight, sound and touch. Fans will enter ShowPlace through a seven-story glass star and a sculpture garden of 10-foot high football players in the foreground. Laser-disc projection, interactive videos, holograms and a Magic Motion Machine are some of the 80 planned attractions. The variety of displays and innovative gadgetry will make ShowPlace a must for all football fans.

# Dallas Cowboys Cheerleaders

When the Cowboys introduced the 'new' Dallas Cowboys Cheerleaders at Texas Stadium in 1972, they wanted to have a bright new look on the playing field and add another form of entertainment for the football fan. Little did they know that they were starting something that one day would become what is now considered a phenomenon.

Those who participated in the Cheerleaders' formation couldn't have foreseen what would happen on a sunny day in Miami four years later when, at Super Bowl X, the cheerleaders would capture the imagination of a nation. With a stroke of luck and a winning football team it all came together.

The phenomenon, however, has not been restricted to Texas Stadium and the television eye that has carried their image across the country. Armed Forces in remote outposts throughout the world, children and veterans in hospital wards plus state fair and college audiences have all experienced the joy of the D.C.C. Because of their freshness and smiles, their beauty and talent, these young women bring a touch of happiness to everyone they meet.

## 1987-88 DALLAS COWBOYS CHEERLEADERS

**Cindy Adamson**

Secretary

**Dawn Alston**

Student

**\*Keri Baird**

Student

**\*Cherie Barton**

Student

**\*Dawn Broadus**

Secretary

**Dina Brown**

Gymnastics Instructor

**\*Kaye Claybourne**

Claims Processor

**Tammie Curren**

Data Entry

**Vicki Falkenberg**

Student

**Jill Giddens**

Student

**Leigh Gilbreath**

Student

**\*Julee Graham**

Secretary

**Shannon Hall**

Personnel

**Sue Hollingsworth**

Banking

**\*Bridgette Jordan**

Dental Assistant

**Charlotte Lindsey**

Aerobics Instructor

**\*Judy London**

Student

**\*Norann McDonnell**

Advertising

**\*Kelli McGonagill**

Student

**Kristy Marker**

Student

**\*Jana Mayo**

Dental Hygienist

**\*Lindsay Merritt**

Student

**\*Lori Mock**

Housewife/Mother

**\*Karen Morgan**

Housewife/Mother

**\*Angela Morris**

Student

**Cheri Motes**

Pageant Instructor

**Dari Partaine**

Student

**\*Shelly Patton**

Teacher

**Linda Randle**

Leasing Agent

**Angela Sapolio**

Student

**Sheila Slaughter**

Student

**Aimee Sprague**

Student

**Carolyn Ustby**

Student

**\*Alona Wood**

Student

## ADMINISTRATION

**Suzanne Mitchell**

Director

**Debbie Bond**

Assistant Director

**Shannon Werthmann**

Choreographer

**Judy Trammell**

Assistant Choreographer

\*Veterans

# Cowboys on Radio

The Cowboys again in 1987 will have the largest radio network in the National Football League as Texas State Network begins its sixth season broadcasting Cowboys games to America. With KRLD Radio of Dallas serving as the flagship station, TSN's Dallas Cowboys Network will be carried on 156 stations in 13 states. Play-by-play announcer Brad Sham is joined again this year by analyst Dale Hansen. In addition, TSN will carry all Cowboys games in Spanish on 12 stations in two states via the Dallas Cowboys Radio Network with broadcasters Armando Quintero and Mario Montez.

## The TSN Dallas Cowboys Network

**TEXAS:** Abilene, KORQ; Alice, KBIC-FM; Alpine, KVLF; Amarillo, KGNC; Atlanta, KPYN-FM; Austin, KLBJ; Ballinger, KRUN-FM; Bandera, KHLC-FM; Beeville, KIBL-FM; Big Spring, KBST; Boerne, KBRN; Bonham, KFYZ-FM; Bowie, KBAN; Brady, KNEL; Breckenridge, KROO-FM; Brenham, KWHI-FM; Bridgeport, KWCS-FM; Brownwood, KBWD; Bryan, KTAM; Burnet, KHLB; Canadian, KEZP-FM; Carthage, KGS; Center, KLCR-FM; Cleveland, KLEV; Coleman, KSTA-FM; Colorado City, KAUM-FM; Columbus, KULM-FM; Corpus Christi, KDAE; Crockett, KIVY-FM; Cuero, KQRO; Dallas, KRLD; Del Rio, KWMC; Denton, KDNT; Dimmitt, KDHN; Dumas, KMRE-FM; Edinburg, KURV; El Campo, KXGC-FM; El Paso, KEZB; Fairfield, KNES-FM; Fredericksburg, KNAF; Galveston, KILE; Gladewater, KEE5; Greenville, KGVJ; Hallettsville, KRJH; Haskell, KURP-FM; Hereford, KFAN AM & FM; Houston, KNUZ; Kermit, KERB; Kingsville, KDUV-FM; La Grange, KMUZ-FM; Lamesa, KPET; Lampasas, KCYL; Laredo, KVOZ; Levelland, KLVT; Liberty, KPXE; Longview, KFRO; Lubbock, KFYO; Lufkin, KRBA; Marshall, KCUL; McKinney, KWPL-FM; Mexia, KYCX-FM; Midland, KCRS; Monahans, KVKM; Mt. Pleasant, KPXI-FM; Nacogdoches, KEEE; Navasota, KWBC; Odessa, KYXX; Orange, KOGT; Palestine, KNET; Paris, KPLT; Pecos, KIUN; Perryton, KEYE; Plainview, KVOP; Pleasanton, KBOP-FM; Port Arthur, KOLE; Rusk, KTLU AM & KWRW-FM; San Angelo, KBIL-FM; San Antonio, WOAI; San Marcos, KSPL; Sherman, KTXO; Silsbee, KKAS AM & KWDX-FM; Snyder, KSNY; Spearman, KRDF-FM; Stephenville, KSTV AM & FM; Sulphur Springs, KSST; Sweetwater, KXOX; Terrell, KTLR-FM; Texarkana, KTFS; Tulia, KTUE; Uvalde, KYUF-FM; Victoria, KNAL; Waco, KNFO-FM; Weatherford, KZEE; Wichita Falls, KWFT; Winnsboro, KWNS-FM; Woodville, KVLL.

**ARIZONA:** Coolidge, KQEZ-FM; Tucson, KNST.

**ARKANSAS:** De Witt, KDEW-FM; England, KELC; Little Rock, KEZQ.

**LOUISIANA:** DeRidder, KEAZ-FM; Lake Charles, KLCL; Many, KWLW-FM; Rayville, KTJC-FM; Shreveport, KEEL.

**MISSISSIPPI:** Clinton, WHJT-FM; Corinth, WCMA; Laurel, WAML; Newton WMYQ AM & FM; Quitman, WBFN & WYKK-FM.

**NEW MEXICO:** Alamogordo, KPSS; Albuquerque, KOB; Artesia, KSVP & KTZA-FM; Belen, KARS; Clayton, KLMX; Farmington, KWYK-FM; Hobbs, KUUX; Portales, KENM & KNIT-FM; Roswell, KBIM-FM; Santa Rosa, KSYX; Tucumcari, KTNM.

**OKLAHOMA:** Ardmore, KVSO; Atoka, KHKC-FM; Bartlesville, KYFM-FM; Blackwell, KOKB; Chickasha, KWCO & KXXX-FM; Duncan, KRDF; Frederick, KTAT; McAlester, KTMC; Muskogee, KMUS; Norman, KNOR; Oklahoma City, KTOK; Okmulgee, KOKL; Pauls Valley KGOK-FM; Pawhuska, KXVQ; Shawnee, KGFF; Vinita, KVIN; Weatherford, KBXR-FM & KWEY.

**TENNESSEE:** Erwin, WXIS-FM; Millington, WMPS.

**ALABAMA:** Florence, WQLT-FM.

**CALIFORNIA:** Simi Valley, KWNN.

**HAWAII:** Honolulu, KHVH.

**PENNSYLVANIA:** Palmyra, WCTX-FM.

**VIRGINIA:** Hampton, WGN.

## The TSN Dallas Cowboys Spanish Radio Network

**NEW MEXICO:** Albuquerque, KABQ.

**TEXAS:** Austin, KTXZ; Dallas/Fort Worth, KESS-FM; Eagle Pass, XEMU; El Paso, XEROK; Houston, KLVJ; McAllen, KQXX-FM; Midland, KWEL; Nuevo Laredo, XEAS; Odessa, KJTT; San Angelo, KSJT-FM; San Antonio, KFHM.

# Cowboys on Television

## "Dallas Cowboys Weekly"

Cowboys President Tex Schramm and co-host Lee Martin began their 10th season in 1987 bringing Cowboys fans the inside story on the team through the "Dallas Cowboys Weekly" television show. This popular look at how the Cowboys work is presented in a lively, half-hour, magazine-style format every week during the season from training camp through the playoffs. Produced and syndicated by Lee Martin Productions, "Dallas Cowboys Weekly" is seen on an nine-state network of 30 stations, the largest network in the nation for a show about a sports team.

ARIZONA: Phoenix, Dimension Cable; ARKANSAS: Little Rock, KRZB; CALIFORNIA: Oxnard, KTIE; ILLINOIS: Chicago, Sportsvision; LOUISIANA: Shreveport, KMSS; NEW MEXICO: Albuquerque, KGSW; Las Cruces, KASK; Roswell, KBIM; NEW YORK: New York, The Sports Channel; OKLAHOMA: Ardmore, KXII; Oklahoma City, KAUT; Tulsa, KGCT; TEXAS: Abilene, KTAB; Amarillo, KAMR; Austin, KTVV; Beaumont, KFDM; Corpus Christi, KZTV; Dallas/Fort Worth, KXAS; El Paso, KDBC; Harlingen, KGBT; Houston, KHTV; Laredo, KVTV; Longview, KLMG; Lubbock, KLBK; San Angelo, KIDY; San Antonio, KSAT, Rogers Cable, Sports Channel; Temple/Waco, KCEN; Wichita Falls, KAUZ.

## "The Tom Landry Show"

Coach Tom Landry gives fans a personal analysis of his team every week from the opening of the regular season through the playoffs in "The Tom Landry Show." Landry and host Brad Sham provide a video-taped review of each week's Cowboys game, a preview of the upcoming opponent, special features and interviews plus predictions of upcoming NFL games. The show is produced and syndicated by Lee Martin Productions and seen on more stations, 30 in nine states, than any coach's show in the nation.

ARIZONA: Phoenix, Dimension Cable; ARKANSAS: Little Rock, KRZB; CALIFORNIA: Oxnard, KTIE; ILLINOIS: Chicago, Sportsvision; LOUISIANA: Shreveport, KMSS; NEW MEXICO: Albuquerque, KGSW; Las Cruces, KASK; Roswell, KBIM; NEW YORK: New York, The Sports Channel; OKLAHOMA: Ardmore, KXII; Oklahoma City, KAUT; Tulsa, KGCT; TEXAS: Abilene, KTAB; Amarillo, KAMR; Austin, KTVV; Beaumont, KFDM; Corpus Christi, KZTV; Dallas/Fort Worth, KXAS; El Paso, KDBC; Harlingen, KGBT; Houston, KHTV; Laredo, KVTV; Longview, KLMG; Lubbock, KLBK; San Angelo, KIDY; San Antonio, KSAT, Rogers Cable, Sports Channel; Temple/Waco, KCEN; Wichita Falls, KAUZ.

# Cowboys in Print

## "Dallas Cowboys Weekly"

The largest team publication in sports is the "Dallas Cowboys Weekly," circulation 72,000. Edited by Steve Perkins, the 13-year-old Weekly reaches Cowboys fans across the nation 32 times a year with game action photos and stories, the popular "Ask Tex Schramm" column, "Tom Landry's View," At Home with the Cowboys, the Cheerleaders centerfold, lots of color action photos and more.

## "Dallas Cowboys Annual Season Preview Magazine"

The club created its newest publication in 1986. The "Dallas Cowboys Annual Season Preview" is a full-color magazine published in July and filled with stories and photos about the team and its prospects for the upcoming season, plus a full-color Cowboys Cheerleaders swimsuit feature. The magazine is available on newsstands or with a subscription to the Cowboys Weekly newspaper. A Spanish-language edition is available in Mexico.



## **"Dallas Cowboys Bluebook"**

This hard-cover annual collector's item is available in bookstores and is a Cowboys fan's only authoritative reference guide. Published by Taylor Publishing Company of Dallas, Bluebook VIII includes team and individual statistics and records, player biographies, color photos, plus features on players, coaches, the front office and the Cowboys Cheerleaders.

## **The Cowboys and You**

### **Cowboys Center**

This innovative multi-use project will offer Cowboys fans a variety of experiences from tours of the club's headquarters, to a day at Cowboys ShowPlace, to ice skating at the North Texas Ice Arena, all on 200 acres in Valley Ranch (see page 162).

### **Cowboys Tickets**

The Cowboys limit their annual season ticket sales to 50,000, leaving nearly 15,000 tickets per game available to fans on a single-game basis. The Cowboys have sold out 87 of their past 93 games at Texas Stadium. Ticket outlet information is available on the inside front cover of this book.

### **Dallas Cowboys Travel**

Dallas Cowboys Travel is a fast-growing, full-service travel agency specializing in corporate and personal travel for a variety of clients. Special "Cowboys Weekend" packages, including accommodations at the D-FW Hilton, game-day brunch, game tickets, tours of Cowboys Ranch and transfers to the game and airport, are available through Cowboys Travel. Cowboys Travel has two offices in the Dallas area, including the main office in Cowboys Ranch (214/556-2800).

### **Dallas Cowboys Cheerleaders Fitness & Dance Academy**

Located in Cowboys Ranch, the Cowboys Cheerleaders Fitness & Dance Academy offers aerobics, jazz, ballet and tap to females and males of all ages in a modern studio setting. The instructors are the Cowboys Cheerleaders' choreographers and former Cheerleaders. The studio also is used for rehearsals by the Cowboys Cheerleaders. Call 214/556-9999 for further information.

### **Cowboys Ranch Tours & Cowboys Pro Shop**

Public tours of the club's new headquarters and training facility now are available. Call Cindy Birne at 214/556-9900 for information. The Cowboys' Pro Shop offers both Cowboys and Cowboys Cheerleaders souvenir merchandise, including authentic game jerseys and coaches' sweaters, t-shirts, caps, etc. The Pro Shop is located next to the Cowboys Ticket Office in Cowboys Ranch.

## 1987 Halftime Activities

- Aug. 30 — **L.A. Raiders** . . . Ashley Whippet International World Champion Frisbie Dogs.
- Sept. 5 — **Houston** . . . Sokol Gymnasts.
- Sept. 27 — **Buffalo** . . . Newman-Smith High School, Carrollton, Texas, Championship Band and Drill Team.
- Oct. 11 — **Philadelphia** . . . Dallas Cowboys Alumni Day.
- Oct. 19 — **Washington** . . . USMC Drum and Bugle Corps.
- Nov. 2 — **N.Y. Giants** . . . The Tyler Junior College Band and Apache Belles.
- Nov. 22 — **Miami** . . . Dallas Cowboys Cheerleaders.
- Nov. 26 — **Minnesota** . . . National Champion Cloggers Plus 150 Area Square Dancers.
- Dec. 6 — **Atlanta** . . . The United States Air Force Academy Cadet Drum and Bugle Corps, Colorado Springs, Colo.
- Dec. 27 — **St. Louis** . . . Marshfield, Wisconsin High School Band presents a variety show including the circus.

### THE COWBOYS BAND

The 28-member Dallas Cowboys Band, a brass arrangement featuring a variety of musical sounds from country and western to rock 'n roll, again will be a central ingredient during Cowboys games at Texas Stadium. Under the direction of Bill Lively, associate vice president for development at Southern Methodist University in Dallas, the Cowboys Band is a vital part of all Texas Stadium pre-game, halftime and post-game activity. The Cowboys Band also is available for conventions, community concerts and other occasions.



# Cowboys Attendance Records

## TOTAL ATTENDANCE

Year	Home Games (No.)	Avg.	Percent Change	Road Games (No.)	Pre-Season Games (No.)	Post-Season Games	Grand Total
1960	128,500( 6)	21,417	—	214,820( 6)	120,284( 6)	—	463,604
1961	172,000( 7)	24,571	+33.9%	251,443( 7)	97,584( 5)	—	521,027
1962	152,446( 7)	21,778	-11.4%	278,807( 7)	178,683( 5)	—	609,936
1963	188,727( 7)	26,961	+23.8%	280,062( 7)	214,290( 5)	—	683,079
1964	268,661( 7)	38,380	+42.3%	356,339( 7)	207,751( 5)	—	832,751
1965	388,912( 7)	55,559	+44.8%	366,390( 7)	199,395( 5)	65,569	1,020,266
1966	473,373( 7)	67,625	+21.7%	408,889( 7)	238,186( 5)	75,504	1,195,952
1967	460,476( 7)	65,782	- 2.7%	402,843( 7)	278,511( 5)	121,647	1,263,477
1968	470,110( 7)	67,158	+ 2.1%	401,626( 7)	300,909( 6)	104,458	1,277,103
1969	443,352( 7)	63,336	- 5.7%	434,477( 7)	384,095( 6)	100,472	1,362,396
1970	411,531( 7)	58,790	- 7.2%	398,377( 7)	347,327( 6)	212,847	1,370,082
1971	466,220( 7)	66,603	+13.3%	416,043( 7)	375,250( 6)	195,716	1,454,229
1972	446,990( 7)	63,856	- 4.1%	391,852( 7)	474,273( 7)	114,343	1,427,458
1973	433,030( 7)	61,861	- 3.1%	423,177( 7)	355,994( 6)	128,815	1,341,016
1974	373,435( 7)	53,348	-13.8%	378,233( 7)	284,620( 6)	—	1,036,288
1975	402,294( 7)	57,471	+ 7.7%	404,073( 7)	273,567( 6)	211,095	1,291,029
1976	412,698( 7)	58,957	+ 2.6%	414,867( 7)	320,564( 6)	62,436	1,210,565
1977	432,885( 7)	61,840	+ 5.0%	398,486( 7)	329,549( 6)	201,288	1,362,208
1978	498,865( 8)	62,358	+ 0.9%	484,905( 8)	260,344( 4)	206,464	1,450,578
1979	508,965( 8)	63,621	+ 0.2%	488,432( 8)	268,989( 5)	64,792	1,331,178
1980	477,378( 8)	59,672	- 6.2%	492,828( 8)	244,612( 4)	195,251	1,410,069
1981	511,541( 8)	63,943	+ 7.2%	502,392( 8)	243,849( 4)	125,373	1,383,155
1982	269,981( 5)	53,996	-15.6%	217,153( 4)	208,057( 4)	184,059	879,250
1983	505,793( 8)	63,224	+17.1%	481,230( 8)	217,621( 4)	43,521	1,248,165
1984	479,733( 8)	59,967	- 5.2%	523,951( 8)	203,646( 4)	—	1,207,330
1985	478,958( 8)	59,870	- 0.2%	489,913( 8)	193,795( 4)	66,351	1,229,017
1986	469,806( 8)	58,726	- 1.9%	518,627( 8)	299,134( 5)	—	1,287,567
Total	10,726,660(194)	55,292	—	10,820,235(193)	7,120,879(140)	2,481,001	31,148,775

## \*LARGEST CROWDS

### Home

80,259 — Dallas 26, Cleveland 14; Nov. 24, 1966.

76,965 — Dallas 31, St. Louis 17; Dec. 4, 1966.

### Away

84,850 — Cleveland 42, Dallas 10; Nov. 2, 1969.

84,728 — Dallas 17, New Orleans 3; Nov. 3, 1968.

## SMALLEST CROWDS

### Home

†10,000 — San Francisco 26, Dallas 14; Nov. 20, 1960.

12,692 — Chicago 34, Dallas 33; Nov. 18, 1962.

### Away

4,954 — Dallas 38, Minnesota 13; Aug. 5, 1961 in Sioux Falls, S.D.

14,102 — St. Louis 52, Dallas 20; Dec. 9, 1962.

\*Cowboys-Rams played before 87,381 in pre-season, Aug. 8, 1969 in Los Angeles.

†Estimated; no turnstiles in Cotton Bowl in 1960 and 1961.

## SELLOUT STREAKS

The Dallas Cowboys have sold out 103 of their 129 games, including playoffs, at Texas Stadium (80%). Since 1976, 87 of the 93 Cowboys games at Texas Stadium have been sold out.

Longest home sellout streak — 44 straight games (began 10/16/77 vs. Washington, ended 11/21/82 vs. Tampa Bay) regular season and playoffs.

Last home non-sellout (regular season and playoffs) — 10/28/84 vs. Indianapolis (19 straight)

Longest road sellout streak — 43 straight games (began 9/24/79 @ Cleveland, ended 11/18/84 @ Buffalo)

Last road non-sellout (regular season and playoffs) — 9/14/86 @ Detroit (7 straight)



# Final 1986 NFL Standings

## AFC

### EASTERN DIVISION

	W	L	T	Pct.	Pts.	OP
*N. England	11	5	0	.688	412	307
†N.Y. Jets	10	6	0	.625	364	386
Miami	8	8	0	.500	430	405
Buffalo	4	12	0	.250	287	348
Indianapolis	3	13	0	.188	229	400

### CENTRAL DIVISION

*Cleveland	12	4	0	.750	391	310
Cincinnati	10	6	0	.625	409	394
Pittsburgh	6	10	0	.375	307	336
Houston	5	11	0	.313	274	329

### WESTERN DIVISION

*Denver	11	5	0	.688	378	327
†Kansas City	10	6	0	.625	358	326
Seattle	10	6	0	.625	366	293
L.A. Raiders	8	8	0	.500	323	346
San Diego	4	12	0	.250	335	396

\*Division Champion  
 †Wild Card Playoff Team

### WILD CARD GAME

@ N.Y. Jets 35, Kansas City 15

### DIVISIONAL PLAYOFFS

@ Cleveland 23, N.Y. Jets 20 (OT)  
 @ Denver 22, New England 17

### CONFERENCE CHAMPIONSHIP

Denver 23 @ Cleveland 20 (OT)

## NFC

### EASTERN DIVISION

	W	L	T	Pct.	Pts.	OP
*N.Y. Giants	14	2	0	.875	371	236
†Washington	12	4	0	.750	368	296
Dallas	7	9	0	.438	346	337
Philadelphia	5	10	1	.344	256	312
St. Louis	4	11	1	.281	218	351

### CENTRAL DIVISION

*Chicago	14	2	0	.875	352	187
Minnesota	9	7	0	.563	398	273
Detroit	5	11	0	.313	277	326
Green Bay	4	12	0	.250	254	418
Tampa Bay	2	14	0	.125	239	473

### WESTERN DIVISION

*San Fran.	10	5	1	.656	374	247
†L.A. Rams	10	6	0	.625	309	267
Atlanta	7	8	1	.469	280	280
N. Orleans	7	9	0	.438	288	287

### WILD CARD GAME

@ Washington 19, L.A. Rams 7

### DIVISIONAL PLAYOFFS

Washington 27 @ Chicago 13  
 @ N.Y. Giants 49, San Francisco 3

### CONFERENCE CHAMPIONSHIP

@ N.Y. Giants 17, Washington 0

## SUPER BOWL XXI

N.Y. Giants 39, Denver 20

## PRO BOWL

AFC 10, NFC 6

# 1987 NFL Post Season Games

## SUNDAY, JANUARY 3

WILD CARD GAMES

## SATURDAY, JANUARY 9

AFC AND NFC DIVISIONAL PLAYOFFS

## SUNDAY, JANUARY 10

AFC AND NFC DIVISIONAL PLAYOFFS

## SUNDAY, JANUARY 17

AFC CHAMPIONSHIP GAME  
 NFC CHAMPIONSHIP GAME

## SUNDAY, JANUARY 31

SUPER BOWL XXII (San Diego, Calif.)

## SUNDAY, FEBRUARY 7

AFC-NFC PRO BOWL  
 AT HONOLULU, HAWAII





# 1987 NATIONAL FOOTBALL LEAGUE SCHEDULE

(All times local)



## SUNDAY, SEPT. 13 (1st Weekend)

Atlanta at Tampa Bay	1:00
Cincinnati at Indianapolis	12:00
Cleveland at New Orleans	12:00
<b>Dallas at St. Louis</b>	<b>12:00</b>
Detroit at Minnesota	12:00
Los Angeles Raiders at Green Bay	3:00
Los Angeles Rams at Houston	12:00
Miami at New England	1:00
New York Jets at Buffalo	1:00
Philadelphia at Washington	1:00
San Diego at Kansas City	12:00
San Francisco at Pittsburgh	1:00
Seattle at Denver	2:00

## MONDAY, SEPT. 14

New York Giants at Chicago	8:00
----------------------------	------

## SUNDAY, SEPT. 20 (2nd Weekend)

<b>Dallas at New York Giants</b>	<b>4:00</b>
Denver vs. Green Bay at Milwaukee	12:00
Detroit at Los Angeles Raiders	1:00
Houston at Buffalo	1:00
Kansas City at Seattle	1:00
Miami at Indianapolis	12:00
Minnesota at Los Angeles Rams	1:00
New Orleans at Philadelphia	1:00
Pittsburgh at Cleveland	1:00
St. Louis at San Diego	1:00
San Francisco at Cincinnati	1:00
Tampa Bay at Chicago	12:00
Washington at Atlanta	1:00

## MONDAY, SEPT. 21

New England at New York Jets	9:00
------------------------------	------

## SUNDAY, SEPT. 27 (3rd Weekend)

Atlanta at New Orleans	12:00
<b>Buffalo at Dallas</b>	<b>12:00</b>
Chicago at Detroit	1:00
Cincinnati at Los Angeles Rams	1:00
Green Bay at Tampa Bay	1:00
Indianapolis at St. Louis	12:00
Los Angeles Raiders at Houston	12:00
Minnesota at Kansas City	12:00
New York Jets at Pittsburgh	4:00
New York Giants at Miami	1:00
New England at Washington	1:00
Philadelphia at San Francisco	1:00
Seattle at San Diego	1:00

## MONDAY, SEPT. 28

Denver at Cleveland	9:00
---------------------	------

## SUNDAY, OCT. 4 (4th Weekend)

Chicago at Philadelphia	1:00
Cleveland at New England	1:00
<b>Dallas at New York Jets</b>	<b>4:00</b>
Green Bay at Minnesota	12:00
Houston at Denver	2:00
Indianapolis at Buffalo	1:00
Kansas City at Los Angeles Raiders	1:00
Los Angeles Rams at New Orleans	12:00
Miami at Seattle	1:00
Pittsburgh at Atlanta	1:00
St. Louis at Washington	1:00
San Diego at Cincinnati	1:00
Tampa Bay at Detroit	1:00

## MONDAY, OCT. 5

San Francisco at New York Giants	9:00
----------------------------------	------

## SUNDAY, OCT. 11 (5th Weekend)

Atlanta at San Francisco	1:00
Buffalo at New England	1:00
Cincinnati at Seattle	1:00
Detroit at Green Bay	12:00
Houston at Cleveland	1:00
Kansas City at Miami	1:00
Minnesota at Chicago	12:00
New Orleans at St. Louis	12:00
New York Jets at Indianapolis	12:00
<b>Philadelphia at Dallas</b>	<b>12:00</b>
Pittsburgh at Los Angeles Rams	1:00
San Diego at Tampa Bay	1:00
Washington at New York Giants	4:00

## MONDAY, OCT. 12

Los Angeles Raiders at Denver	7:00
-------------------------------	------

## SUNDAY, OCT. 18 (6th Weekend)

Cleveland at Cincinnati	1:00
Denver at Kansas City	3:00
Indianapolis at Pittsburgh	1:00
Los Angeles Rams at Atlanta	1:00
Miami at New York Jets	1:00
New England at Houston	12:00
New Orleans at Chicago	12:00
New York Giants at Buffalo	4:00
Philadelphia at Green Bay	12:00
St. Louis at San Francisco	1:00
San Diego at Los Angeles Raiders	1:00
Seattle at Detroit	1:00
Tampa Bay at Minnesota	12:00

## MONDAY, OCT. 19

Washington at Dallas	8:00
----------------------	------

## SUNDAY, OCT. 25 (7th Weekend)

Atlanta at Houston	12:00
Buffalo at Miami	1:00
Chicago at Tampa Bay	1:00
Cincinnati at Pittsburgh	1:00
<b>Dallas at Philadelphia</b>	<b>1:00</b>
Denver at Minnesota	12:00
Green Bay at Detroit	1:00
Kansas City at San Diego	1:00
New England at Indianapolis	1:00
New York Jets at Washington	1:00
St. Louis at New York Giants	4:00
San Francisco at New Orleans	12:00
Seattle at Los Angeles Raiders	1:00

## MONDAY, OCT. 26

Los Angeles Rams at Cleveland	9:00
-------------------------------	------

## SUNDAY, NOV. 1 (8th Weekend)

Cleveland at San Diego	1:00
Detroit at Denver	2:00
Houston at Cincinnati	1:00
Indianapolis at New York Jets	1:00
Kansas City at Chicago	12:00
Los Angeles Raiders at New England	1:00
Minnesota at Seattle	1:00
New Orleans at Atlanta	1:00
Philadelphia at St. Louis	12:00
Pittsburgh at Miami	1:00
San Francisco at Los Angeles Rams	1:00
Tampa Bay vs. Green Bay at Milwaukee	12:00
Washington at Buffalo	1:00

## MONDAY, NOV. 2

New York Giants at Dallas	8:00
---------------------------	------

**SUNDAY, NOV. 8 (9th Weekend)**

Atlanta at Cleveland	1:00
Chicago at Green Bay	12:00
<b>Dallas at Detroit</b>	<b>1:00</b>
Denver at Buffalo	1:00
Houston at San Francisco	1:00
Los Angeles Raiders at Minnesota	12:00
Miami at Cincinnati	4:00
New Orleans at Los Angeles Rams	1:00
Pittsburgh at Kansas City	12:00
San Diego at Indianapolis	1:00
Tampa Bay at St. Louis	12:00
Washington at Philadelphia	1:00

**SUNDAY NIGHT**

New England at New York Giants	8:00
--------------------------------	------

**MONDAY, NOV. 9**

Seattle at New York Jets	9:00
--------------------------	------

**SUNDAY, NOV. 15 (10th Weekend)**

Buffalo at Cleveland	1:00
Cincinnati at Atlanta	4:00
<b>Dallas at New England</b>	<b>1:00</b>
Detroit at Washington	1:00
Green Bay at Seattle	1:00
Houston at Pittsburgh	1:00
Indianapolis at Miami	1:00
Los Angeles Rams at St. Louis	12:00
Minnesota at Tampa Bay	1:00
New Orleans at San Francisco	1:00
New York Giants at Philadelphia	4:00
New York Jets at Kansas City	12:00

**SUNDAY NIGHT**

Los Angeles Raiders at San Diego	5:00
----------------------------------	------

**MONDAY, NOV. 16**

Chicago at Denver	7:00
-------------------	------

**SUNDAY, NOV. 22 (11th Weekend)**

Atlanta at Minnesota	12:00
Buffalo at New York Jets	1:00
Cleveland at Houston	12:00
Detroit at Chicago	12:00
Denver at Los Angeles Raiders	1:00
Green Bay at Kansas City	12:00
Indianapolis at New England	1:00
New York Giants at New Orleans	3:00
Pittsburgh at Cincinnati	1:00
St. Louis at Philadelphia	1:00
San Diego at Seattle	1:00
San Francisco at Tampa Bay	1:00

**SUNDAY NIGHT**

Miami at Dallas	7:00
-----------------	------

**MONDAY, NOV. 23**

Los Angeles Rams at Washington	9:00
--------------------------------	------

**THURSDAY, NOV. 26 (12th Weekend)****(Thanksgiving Day)**

Kansas City at Detroit	12:30
<b>Minnesota at Dallas</b>	<b>3:00</b>

**SUNDAY, NOV. 29**

Cincinnati at New York Jets	1:00
Denver at San Diego	1:00
Green Bay at Chicago	12:00
Houston at Indianapolis	1:00
Miami at Buffalo	1:00
New Orleans at Pittsburgh	1:00
New York Giants at Washington	4:00
Philadelphia at New England	1:00
St. Louis at Atlanta	1:00
Tampa Bay at Los Angeles Rams	1:00

**SUNDAY NIGHT**

Cleveland at San Francisco	5:00
----------------------------	------

**MONDAY, NOV. 30**

Los Angeles Raiders at Seattle	6:00
--------------------------------	------

**SUNDAY, DEC. 6 (13th Weekend)**

<b>Atlanta at Dallas</b>	<b>12:00</b>
Buffalo at Los Angeles Raiders	1:00
Indianapolis at Cleveland	1:00
Kansas City at Cincinnati	1:00
Los Angeles Rams at Detroit	1:00
New England at Denver	2:00
Philadelphia at New York Giants	1:00
San Diego at Houston	12:00
San Francisco at Green Bay	12:00
Seattle at Pittsburgh	1:00
Tampa Bay at New Orleans	3:00
Washington at St. Louis	12:00

**SUNDAY NIGHT**

Chicago at Minnesota	7:00
----------------------	------

**MONDAY, DEC. 7**

New York Jets at Miami	9:00
------------------------	------

**SUNDAY, DEC. 13 (14th Weekend)**

Atlanta at Los Angeles Rams	1:00
Buffalo at Indianapolis	1:00
Cincinnati at Cleveland	1:00
<b>Dallas at Washington</b>	<b>1:00</b>
Detroit at Tampa Bay	4:00
Houston at New Orleans	12:00
Los Angeles Raiders at Kansas City	3:00
Miami at Philadelphia	1:00
Minnesota vs. Green Bay at Milwaukee	12:00
New York Giants at St. Louis	3:00
New York Jets at New England	1:00
Pittsburgh at San Diego	1:00

**SUNDAY NIGHT**

Denver at Seattle	5:00
-------------------	------

**MONDAY, DEC. 14**

Chicago at San Francisco	6:00
--------------------------	------

**SATURDAY, DEC. 19 (15th Weekend)**

Green Bay at New York Giants	12:30
Kansas City at Denver	2:00

**SUNDAY, DEC. 20**

Cleveland at Los Angeles Raiders	1:00
Indianapolis at San Diego	1:00
Minnesota at Detroit	1:00
New England at Buffalo	1:00
New Orleans at Cincinnati	1:00
Philadelphia at New York Jets	1:00
Pittsburgh at Houston	12:00
St. Louis at Tampa Bay	4:00
San Francisco at Atlanta	1:00
Seattle at Chicago	12:00

**SUNDAY NIGHT**

Washington at Miami	8:00
---------------------	------

**MONDAY, DEC. 21**

<b>Dallas at Los Angeles Rams</b>	<b>6:00</b>
-----------------------------------	-------------

**SATURDAY, DEC. 26 (16th Weekend)**

Cleveland at Pittsburgh	12:30
Washington at Minnesota	3:00

**SUNDAY, DEC. 27**

Buffalo at Philadelphia	1:00
Chicago at Los Angeles Raiders	1:00
Cincinnati at Houston	12:00
Detroit at Atlanta	1:00
Green Bay at New Orleans	12:00
New York Jets at New York Giants	1:00
<b>St. Louis at Dallas</b>	<b>12:00</b>
San Diego at Denver	2:00
Seattle at Kansas City	12:00
Tampa Bay at Indianapolis	1:00

**SUNDAY NIGHT**

Los Angeles Rams at San Francisco	5:00
-----------------------------------	------

**MONDAY, DEC. 28**

New England at Miami	9:00
----------------------	------



## ...THE TOUGH GET GOING.

Because when it's game time, it's fame time. With it all on the line, that's when you show your true colors.

Season after season, GTE provides all telecommunications for the Cowboys at Texas Stadium. From sideline phones, to audio and video feeds to TV networks beaming out the play-by-play.

GTE and the Dallas Cowboys are the first string, on the field and off the field, with razzle dazzle communications systems at the Cowboys Center at Valley Ranch.

GTE calls all the right signals. We're the communications connection at each and every Super Bowl. GTE's the telecommunications consultant to the National Football League.

Time in and time out, GTE pros are on the line and in the trenches.

The Dallas Cowboys and GTE. From opening whistle to the last resounding cheer, we're proud to be the twelfth player on the team.

**GTE. It's All In The Game Plan.**

**GTE**