

★ DALLAS ★

COWBOYS

SILVER SEASON



1960 - 1984

## FINGERTIP INFORMATION

OFFICE ADDRESS — 6116 North Central Expressway • Dallas, Texas 75206

OFFICE TELEPHONE — 214/369-8000

HOME FIELD — Texas Stadium (Capacity 65,101)

COLORS — Royal Blue, Metallic Silver Blue and White

### TICKET INFORMATION

Reserved Seats — \$18.00

### COWBOYS TICKET OUTLETS

DALLAS — COWBOYS TICKET OFFICE, 6116 N. Central Expressway.

FORT WORTH — CENTRAL TICKET AGENCY.

### INDEX

Attendance Records .....	171	NFL Data	
Big Days/Playoffs .....	149	Post Season, 1933-1983 .....	152
Big Days/Regular Season .....	138	Post Season, 1984 .....	172
Cheerleaders .....	168	Schedule, 1984 .....	Back Cover
Coaches .....	4-12	Standings, 1983 .....	172
Consecutive Winning Seasons .....	79	Opponents .....	96-103
Cowboys Band .....	169	Players	
Cowboys Center .....	82	Biographies, Draft Choices .....	72-78
Directory .....	2	Biographies, Veterans .....	16-71
Draft List (1961-84) .....	90-94	Roster, All-Time .....	84-85
Halftime Activities .....	169	Roster, All-Time College .....	89
Highlight Film .....	25	Roster, 1984 .....	Centerspread
Historical Highlights .....	160-166	Preseason Results, All-Time .....	158-159
Honors .....	88-89	Radio .....	170
How Cowboys Were Built .....	81	Records/Playoff .....	142-148
Last Time .....	150-151	Records/Regular Season .....	122-135
Largest Margin of Victory/Defeat .....	137	Results, All-Time .....	154-158
Longest Plays/Playoffs .....	149	Results (1983, Game by Game) .....	105-112
Longest Plays/Regular Season .....	140	Ring of Honor .....	169
Management .....	3	Road Itinerary .....	104
Miscellaneous Records, Playoffs .....	146	Schedule, 1984 .....	1
Miscellaneous Records, Season 136-137		Statistical Leaders, All-Time .....	116-117
Monday Night, etc. Results .....	104	Statistical Leaders, by Years .....	118-121
NFL Man of Year .....	45	Statistics, 1983 .....	112-113
NFL Wild Card Game .....	114	Thanksgiving Day Results .....	104
		What to Look For in 1984 .....	14
		World's Fastest Cowboys .....	59
		World's Strongest Cowboys .....	68

### TELEPHONE NUMBERS

Atlanta ....(404) 588-1111	Indianapolis (317) 252-2655	N.Y. Jets ..(212) 421-6600
Buffalo ....(716) 648-1800	Kansas City (816) 924-9300	Philadelphia (215) 463-2500
Chicago ... (312) 295-6600	L.A. Raiders (213) 322-3451	Pittsburgh ..(412) 323-1200
Cincinnati ..(513) 621-3550	L.A. Rams ..(714) 535-7267	St. Louis ... (314) 421-0777
Cleveland ... (216) 696-5555	Miami ....(305) 576-1000	San Diego ... (619) 280-2111
Denver ....(303) 296-1982	Minnesota ..(612) 828-6500	San Fran. ... (415) 365-3420
Detroit ... (313) 335-4131	New England (617) 543-7911	Seattle ... (206) 827-9777
Green Bay ..(414) 494-2351	New Orleans (504) 522-1500	Tampa Bay (813) 870-2700
Houston ... (713) 797-9111	N.Y. Giants (201) 935-8111	Washington (703) 471-9100

# 1984 Schedule

PRESEASON GAMES			
DATE	OPPONENT	LOCAL TIME	DALLAS TIME
<b>SAT., AUG. 4</b>	<b>GREEN BAY PACKERS</b> .....	8:00 p.m.	
Sat., Aug. 11	at San Diego Chargers .....	6:00 p.m.	8:00 p.m.
<b>THURS., AUG. 16</b>	<b>PITTSBURGH STEELERS</b> .....	8:00 p.m.	
<b>SAT., AUG. 25</b>	<b>HOUSTON OILERS</b> .....	8:00 p.m.	

REGULAR SEASON GAMES			
DATE	OPPONENT	LOCAL TIME	DALLAS TIME
Mon., Sept. 3	at L.A. Rams .....	6:00 p.m.	8:00 p.m.
Sun., Sept. 9	at New York Giants .....	1:00 p.m.	12:00 noon
<b>SUN., SEPT. 16</b>	<b>PHILADELPHIA EAGLES</b> .....	3:00 p.m.	
<b>SUN., SEPT. 23</b>	<b>GREEN BAY PACKERS</b> .....	3:00 p.m.	
Sun., Sept. 30	at Chicago Bears .....	12:00 noon	
<b>SUN., OCT. 7</b>	<b>ST. LOUIS CARDINALS</b> .....	12:00 noon	
Sun., Oct. 14	at Washington Redskins .....	4:00 p.m.	3:00 p.m.
<b>SUN., OCT. 21</b>	<b>NEW ORLEANS SAINTS</b> .....	8:00 p.m.	
<b>SUN., OCT. 28</b>	<b>INDIANAPOLIS COLTS</b> .....	12:00 noon	
<b>SUN., NOV. 4</b>	<b>NEW YORK GIANTS</b> .....	12:00 noon	
Sun., Nov. 11	at St. Louis Cardinals .....	12:00 noon	
Sun., Nov. 18	at Buffalo Bills .....	1:00 p.m.	12:00 noon
<b>THURS., NOV. 22</b>	<b>NEW ENGLAND PATRIOTS</b> .....	3:00 p.m.	
Sun., Dec. 2	at Philadelphia Eagles .....	1:00 p.m.	12:00 noon
<b>SUN., DEC. 9</b>	<b>WASHINGTON REDSKINS</b> .....	3:00 p.m.	
Mon., Dec. 17	at Miami Dolphins .....	9:00 p.m.	8:00 p.m.

## 1984 Training Camp Data

### LOCATION

California Lutheran College  
Conejo Hall  
3270 Campus Drive South  
Thousand Oaks, California 91360

### DATES:

July 8 through August 15  
After August 15, back home  
in Dallas

### REPORTING DATES:

Rookies report on Sun., July 8  
Veterans report on Thurs., July 19

### PHONE NUMBERS:

Tex Schramm .... 805/492-0247  
Gil Brandt ..... 805/492-0244  
Joe Bailey ..... 805/493-1374  
Doug Todd ..... 805/492-0292  
Greg Aiello ..... 805/492-0254  
Dan Werner ..... 805/492-0245  
School Switchboard 805/493-1537  
Telecopier Line ... 805/493-1376  
TWX Line ..... 910/336-1104

Note to Media: The "Dial-a-Cowboy" number is 214/487-1111. Dial that number any time of the day or night for a taped interview with a Dallas player or coach.



## Cowboys Club Directory

General Partner: H. R. "Bum" Bright  
President and General Manager: Texas E. Schramm  
Vice President-Personnel Development: Gil Brandt  
Vice President-Treasurer: Don Wilson  
Vice President-Administration: Joe Bailey

### Coaching:

Tom Landry—Head Coach  
Jim Myers—Assistant Head Coach/  
Offensive Line  
Neill Armstrong—Research &  
Development  
Al Lavan—Running Backs  
Alan Lowry—Special Teams  
Dick Nolan—Receivers  
Jim Shofner—Quarterbacks  
Gene Stallings—Defensive Backs  
Ernie Stautner—Defensive  
Coordinator/Defensive Line  
Jerry Tubbs—Linebackers  
Bob Ward—Conditioning  
Marge Anderson—Secretary  
Barbara Goodman—Secretary

### Scouting:

Bob Ferguson—Scout  
Bob Griffin—Scout  
Mike Hagen—Scout  
Charlie Mackey—Scout  
Dick Mansperger—Scout  
Ron Marciniak—Scout  
Jeff Smith—Scout  
John Wooten—Scout  
Walt Yowarsky—Scout  
Tula Johnapelus—Secretary  
Hazel Nichols—Secretary

### Medical:

Don Cochren—Trainer  
Ken Locker—Assistant Trainer  
Dr. Marvin P. Knight  
Dr. J. Pat Evans  
Dr. J. R. Zamorano

### Counseling Services:

Larry Wansley—Director

### Photography:

Bob Friedman—Director  
Robert Blackwell—Assistant

### Equipment:

Buck Buchanan—Manager  
Jerry Fowler—Assistant  
Otis Jackson—Assistant

### Public Relations:

Doug Todd—Director  
Greg Aiello—Assistant Director  
Dave Pelletier—Assistant  
Jerri Mote—Secretary

### Administration:

Dan Werner—Business Manager  
Kay Lang—Administrative  
Consultant  
Cindy Birne—Secretary  
Jill Buckley—Secretary  
Sharon Carroll—Receptionist  
Kathy Coleman—Accounting  
Pat Miller—Accounting  
Deana Patterson—Office Aide

### Ticket Office:

Steve Orsini—Ticket Manager  
Ann Lloyd—Assistant Manager  
Mary Reed—Assistant

### Cheerleaders:

Suzanne Mitchell—Director  
Shannon Werthmann—  
Choreographer  
Susan Hudson—Assistant

### Entertainment:

Jim Skinner—Halftime Director  
Bill Lively—Band Director

### Cowboys Weekly:

Steve Perkins—Editor  
Carlton Stowers—Associate Editor  
Israel Aguilar—Editor/  
Spanish Edition  
Peggie Bullock—Advertising  
Director  
Sharon Carnahan—Circulation  
Manager  
Helen Weaver—Assistant  
Maryadena Wedel—Secretary

### Board of Directors

H. R. Bright  
L. Brad Camp  
Craig Hall  
J. L. Huffines, Jr.  
Mrs. Herman W. Lay  
Texas E. Schramm

Ed A. Smith, Jr.  
Arthur Temple  
George M. Underwood, Jr.  
George M. Underwood, III  
S. Foster Yancey



# THE MANAGEMENT



**BRIGHT**



**SCHRAMM**



**BRANDT**

The Dallas Cowboys began a new era in 1984 when founder Clint Murchison, Jr., sold the club after 24 years to an 11-member group headed by Dallas businessman H. R. "Bum" Bright.

The rest of the management team that began with the Cowboys in 1960 — President and General Manager Tex Schramm, Vice President for Personnel Development Gil Brandt and Coach Tom Landry — remained intact as the club entered its "Silver Season," celebrating 25 years in the National Football League.

Bright serves as general partner in the 11-member limited partnership that oversees the Cowboys. Bright is senior partner of Bright and Company, a Dallas-based oil and gas production firm. He has extensive holdings in the banking industry, chairs the board of regents of Texas A&M University and serves as chairman of the board of directors of Children's Medical Center of Dallas.

Schramm, managing partner of the ownership group, directs the day-to-day operation of the Cowboys. A journalism graduate of the University of Texas, Schramm joined the Los Angeles Rams as publicity director in 1947 after two years as a sports writer and sports editor at the Austin American-Statesman. In a 10-year career with the Rams he rose from publicity director, to assistant to the president, to general manager.

Schramm left the Rams in 1957 to join CBS as assistant director of sports. He put together the first network telecast of the Olympics, but following those Winter Games of 1960 in Squaw Valley, Calif., Schramm returned to pro football upon being hired by Clint Murchison to run the new Dallas NFL franchise.

In the spring of 1977 Schramm received an honorary degree (Doctor of Humane Letters) from California Lutheran College. After the Cowboys won the Super Bowl that season Schramm was named NFL Executive of the Year by the Sporting News, and in 1978 he received the Bert Bell Award for outstanding executive leadership in the NFL.

Brandt directs the Cowboys' scouting operation and supervises the signing of all players. A Milwaukee native and graduate of the University of Wisconsin, Brandt was a baby photographer and part-time scout for the Rams under Schramm when his flair for discovering talent led to his being hired by the Cowboys.



## THE COACH

Nineteen eighty-four marks the 25th year of "The Only Coach the Cowboys Have Ever Had." During that quarter-century, Tom Landry has grown from an uncertain young rookie head coach of a winless expansion team to a giant in his field.

Landry, the dean of NFL coaches, is the league's winningest active coach and began 1984 tied with Curly Lambeau as the second winningest coach of all time with a career record of 234-134-6. Only George Halas has more NFL victories than Tom Landry.

Landry is one of four coaches with 200 NFL victories. Only Lambeau, who coached Green Bay 29 straight seasons from 1921-49, has coached an NFL team for more consecutive years than Landry has coached the Cowboys.

Perhaps Landry's greatest achievement is his record of consistently fielding championship caliber teams for nearly two decades. In a business of few secrets, Landry has accomplished something to which all coaches aspire but few attain. He has driven the Cowboys through the barriers that send other NFL clubs through cycles of ups and downs.

Under Landry's leadership, the Cowboys have compiled an NFL-record 18 consecutive winning seasons, the longest such active streak in professional sports and the third longest ever behind the New York Yankees' 39 straight winning seasons (1926-64) and the Montreal Canadiens' 32 straight (1952-83).

During that 18-year span, the Cowboys have made 17 trips to the playoffs, including an NFL-record nine straight playoff appearances from 1975-83. The Cowboys have been in a league-record 35 playoff games.

Landry's clubs have won 12 division championships and five NFC titles for a record five Super Bowl trips. The Cowboys have advanced to 10 of 14 NFC Championship Games since the game began in 1970. And the Cowboys have won two world championships with victories in Super Bowls VI and XII.

The Cowboys' consistent level of success is reflected in their 189-66-2 regular-season record since 1966, the NFL's best. The Cow-

boys also own the NFL's best record since the 1970 NFL-AFL merger, 147-54, and the top record of the 1980s, 42-15.

Recognized as one of football's greatest innovators, Landry believes the most important quality he must convey to his players is leadership.

"What they see in me, hopefully, is that I'm always in control of the situation," Landry says, "and they're confident it will work out the way it should. That's leadership in a strong way. Players look at the coach first. If he doesn't appear confident, or looks defeated, then all of a sudden they are defeated. That's the one thing I hope they see in me — that I am in control of the situation and I am confident things will work out."

What does Landry enjoy most from his work?

"Watching young players develop," he explains. "That's why you're in this business — to work with young players, see their enthusiasm, see them achieve and reach their potential. It gives you a good feeling."

Wrote former Cowboys quarterback Roger Staubach in his autobiography, "In composite I remember him as a towering figure. To me he was, is and always will be special — a man apart from other men. What made him so, beyond his brilliant technical grasp of football, were two bedrock Landry characteristics: enormous self-discipline and consistency. Landry is the rock against which we all lean, often without realizing it, at some point during our careers."

\* \* \*

Thomas Wade Landry was born in Mission, Texas, on Sept. 11, 1924. He was an All-Regional fullback at Mission High School before enrolling at the University of Texas. Following one semester he joined the Air Corps and flew 30 B-17 missions with the Eighth Air Force in World War II.

In November 1945 he was discharged as a first lieutenant and returned to Texas where he became a star fullback and defensive back, earning All-Southwest Conference honors as a junior and co-captaining the Longhorns as a senior. With Landry's help Texas beat Alabama in the 1948 Sugar Bowl and Georgia in the 1949 Orange Bowl.

Landry played for the New York Yankees of the All-America Conference in 1949 before joining the NFL's New York Giants the next year. He was a mainstay in the Giants' defensive secondary through 1955, the last two years as a player-coach. He earned All-Pro honors in 1954.

Following his retirement as a player in 1955, Tom served as the Giants' defensive coach through 1959. Giants Head Coach Jim Lee Howell called him "the best defensive coach in the business."

Coach Landry and wife Alicia, whom he met at Texas, have three children — Tom Jr., an attorney and oilman, Kitty and Lisa. Kitty presented Tom with his first grandchild — Ryan Edward Phillips — on June 26, 1980.

Landry is an inspirational leader to many because of his principles and achievements. Tom devotes much of his spare time to the Fellowship of Christian Athletes and serves on the Board of Trustees of the National FCA.

In March 1984 Mission High School dedicated Tom Landry Stadium in honor of its native son. Tom also was named national chairman of the NFL Alumni Association's 1984 Youth of America Week, and he received the 1984 American Exemplar Medal from the Freedom Foundation.

Coach Landry was a national 1983 Horatio Alger Award winner for his inspirational rise to prominence. In 1981 the NFL Alumni Association presented him with its highest honor, the Order of the Leather Helmet, for distinguished service to football.

In 1980 California Lutheran College, home of the Cowboys' annual training camp, established the Landry Medal, awarded annually to a person who has distinguished himself in his profession and serves as an inspiration to American youth.

Landry earned a degree in business at Texas and one in industrial engineering from the University of Houston. He holds honorary degrees from California Lutheran College (Doctor of Humane Letters), John Brown University (Doctor of Humanities), Southwest Baptist College (Doctor of Laws) and Indiana Central University (Doctor of Laws). In 1978 he was inducted into the Texas Sports Hall of Fame.

#### THE LANDRY YEARS

YEAR	W	L	T	YEAR	W	L	T
1960	0	11	1	*1973	10	4	0
1961	4	9	1	1974	8	6	0
1962	5	8	1	*1975	10	4	0
1963	4	10	0	*1976	11	3	0
1964	5	8	1	*1977	12	2	0
1965	7	7	0	*1978	12	4	0
*1966	10	3	1	*1979	11	5	0
*1967	9	5	0	*1980	12	4	0
*1968	12	2	0	*1981	12	4	0
*1969	11	2	1	*1982	6	3	0
*1970	10	4	0	*1983	12	4	0
*1971	11	3	0	TOTALS	214	119	6
*1972	10	4	0				

\*Qualified for Playoffs (Won Super Bowl VI on Jan. 16, 1972; won Super Bowl XII on Jan. 15, 1978). Landry and the Cowboys are 20-15 in playoff games.

#### NFL'S TOP 10 WINNINGEST COACHES\*

COACH, TEAMS	W	L	T
1. GEORGE HALAS (40 years) .....	325	151	31
Chicago Bears ('20-'29, '33-'42, '46-'55, '58-'67)			
2. CURLY LAMBEAU (33 years) .....	234	135	23
Green Bay ('21-'49), Chi. Cards ('50-'51), Wash. ('52-'53)			
2.**TOM LANDRY (24 years) .....	234	134	6
Dallas Cowboys ('60-'83)			
4.**DON SHULA (21 years) .....	226	91	6
Baltimore ('63-'69), Miami ('70-'83)			
5. PAUL BROWN (21 years) .....	170	108	6
Cleveland ('50-'62), Cincinnati ('68-'75)			
6. BUD GRANT (17 years) .....	161	99	5
Minnesota ('67-'83)			
7. STEVE OWEN (23 years) .....	154	108	17
New York Giants ('31-'53)			
8.**CHUCK NOLL (15 years) .....	147	87	1
Pittsburgh ('65-'83)			
9. HANK STRAM (17 years) .....	136	100	10
Dallas Texans ('*0-'62), Kansas City ('63-'74), New Orleans ('76-'77)			
10. WEEB EWBank (20 years) .....	134	130	7
Baltimore ('54-'62), New York Jets ('63-'73)			

\*Regular season and playoffs

\*\*Active in 1984



# THE COACHING STAFF

## Jim Myers

Assistant Head Coach • Offensive Line

Under the guidance of Jim Myers, the Cowboys' offensive line consistently ranks among the best in the NFL. Myers has developed All-Pro and Pro Bowl players Ralph Neely, John Niland, Rayfield Wright, Blaine Nye, Herbert Scott and Pat Donovan.

Myers' specialty is converting college defensive linemen into top NFL offensive linemen, including Nye, Donovan, John Fitzgerald and Kurt Petersen.

Myers joined the Cowboys in 1962. He was head coach at Iowa State in 1957 and head coach and athletic director at Texas A&M from 1958-61. In 1977 Tom Landry turned over some of his duties to his long-time aide, naming Jim to the newly created post of assistant head coach. Myers has the longest tenure on the Cowboys' assistant coaching staff, 23 years.

A native of Madison, W. Va. (11/12/21), Myers was an outstanding lineman at the University of Tennessee in 1941-42 and at Duke in the Marine Corps V-12 program in 1943.

Prior to becoming head coach at Iowa State, Myers served as an assistant at Wofford College, Vanderbilt and UCLA. In 1978 he received the Distinguished American Award from the East Tennessee Chapter of the National Football Foundation and Hall of Fame.

Jim serves on the board of directors of the Dallas chapters of the Boys Clubs of America and the Fellowship of Christian Athletes. He also serves on the Dallas Father of the Year Council and on the board of the Lovers Lane Methodist Church in Dallas.

Jim and wife Carolyn have three daughters — Susan, Kathy and Carol — and eight grandchildren.





## **Neill Armstrong** **Research and Development**

Neill Armstrong joined the Cowboys in 1982, bringing 27 years of coaching experience, including 10 as a head coach. Neill studies and evaluates all players and teams in the league. His reports provide the basis for the formulation of the Cowboys' game plans.

Armstrong compiled a 30-34 record in four seasons (1978-81) as head coach of the Chicago Bears before coming to Dallas. He directed the Bears to the playoffs in 1979 with a 10-6 finish. Before joining the Bears he was an assistant coach with the Minnesota Vikings for nine years, seven as defensive coordinator.

Armstrong led the Edmonton Eskimos to the Canadian Football League playoffs three times during a six-year reign as head coach from 1964-69. Neill began his professional coaching career with the Houston Oilers in 1962-63 following seven years (1955-61) as an assistant at his alma mater, Oklahoma State.

A native of Tishomingo, Okla. (3/9/26), Armstrong was an All-America receiver at Oklahoma State (then Oklahoma A&M) from 1943-46. He was the Philadelphia Eagles' No. 1 draft choice in 1947. He played on two NFL championship teams in five seasons (1947-51) with the Eagles. He played for the Winnipeg Blue Bombers in 1951-53-54.

Neill and wife Jane have three children — Neill Jr., David and Gail — and four grandchildren.



## **Al Lavan** **Running Backs**

Following eight years of coaching in college and the pros, Al Lavan became the Cowboys' running backs coach in 1980. Under Lavan the Cowboys' running game has remained one of the most feared in the NFL. Tony Dorsett, Ron Springs, Timmy Newsome and James Jones all matured under Lavan's tutelage.

Lavan coached running backs at Stanford in 1979 after two years at Georgia Tech handling receivers and running backs. He directed defensive backs and special teams for the Atlanta Falcons in 1975 and '76.

Lavan began his coaching career in 1972 as receivers coach at his alma mater, Colorado State. He moved to Louisville to coach defensive backs in 1973 before being named receivers coach at Iowa State in 1974. The next season he returned to the Falcons as a coach.

A native of Pierce, Fla. (9/13/46), Lavan was a defensive back and place kicker at Colorado State and was drafted in the eighth round by Philadelphia in 1968. He played defensive back for the Eagles in 1968, then for Atlanta in 1969 and '70.

Al and wife Bessie have three children — Travis, Douglas and Maeleke.

## **Alan Lowry** Special Teams

Alan Lowry was named Cowboys special teams coach in 1982 after five seasons as defensive backfield coach of his alma mater, the University of Texas.

Lowry is one of the few football players in Southwest Conference history to earn All-Conference honors both as an offensive and defensive star. He was a defensive back at Texas in 1970 and '71 when the Longhorns won a national and two conference championships. Lowry was All-SWC in 1971.

In 1972 Lowry was switched to quarterback and earned conference honors again in leading Texas to a 10-1 season, including a come-from-behind victory over Alabama in the Cotton Bowl.

After receiving his degree in physical education, Lowry served as an assistant coach at Virginia Tech in 1974. He joined the Wyoming staff under Fred Akers in 1975, but resigned that post in the summer of 1976.

Lowry worked for the Cowboys' scouting department in the fall of 1972 before joining Akers' staff at Texas in December 1976.

Lowry is a native of Irving, Texas (11/21/50), home of Texas Stadium. Alan and wife Donna live in Dallas with daughter Marta Jean.



## **Dick Nolan** Receivers

Veteran NFL coach Dick Nolan returned to the Cowboys in 1982 as receivers coach. Dick was a player-coach for the Cowboys in 1962 and the team's defensive coach from 1963-67.

Nolan left the Cowboys to become head coach of the San Francisco 49ers from 1968-75. His teams won the NFC West championship in 1970, '71 and '72. He was NFC coach of the year in 1970.

Nolan joined New Orleans as linebackers coach in 1977 and was head coach of the Saints from 1978-80. Dick was the defensive coordinator of the Oilers in 1981 before returning to Dallas.

Nolan and Tom Landry were defensive back teammates with the New York Giants in 1954 and '55 when Tom was a player-coach. Nolan also played under Landry in 1956, '57 and '59 when Tom was New York's defensive coach. Nolan played for the Chicago Cardinals in 1958 before returning to the Giants for the next three seasons.

Born in Pittsburgh, Pa. (3/26/32), and raised in White Plains, N.Y., Nolan was a two-way star football player at the University of Maryland from 1951-53. He played offensive and defensive halfback on Maryland's 1953 national championship team.

Dick and wife Ann have six children — Richard Jr., Nancy, Michael, Kelly, Lisa and Jimmy — and two grandchildren.





## **Jim Shofner** Quarterbacks

The most recent addition to Tom Landry's staff is Jim Shofner, a 19-year coaching veteran who joined the Cowboys in 1983 as quarterbacks coach.

Shofner was an NFL assistant coach with Houston, Cleveland and San Francisco and head coach at his alma mater, Texas Christian University, from 1974-76.

Jim starred in football and baseball at TCU from 1955-57. He turned down a professional baseball career with Detroit to join the Cleveland Browns where he played defensive back from 1958-63.

Shofner's coaching career began in 1964 as an aide at TCU. He became defensive backfield coach of the 49ers in 1967, but was reassigned to coach quarterbacks and receivers in 1968 when Dick Nolan became the 49ers' head coach. Jim remained at San Francisco until 1973, leaving to return to TCU.

Shofner handled quarterbacks for the Cleveland Browns from 1977-79 and received much of the credit for Brian Sipe's development into a top quarterback. Jim served as the Houston Oilers' offensive coordinator in 1981 and '82.

A native of the Dallas suburb of Grapevine, Texas (12/18/35), Jim and wife Nancy have two children — Mike and Elizabeth.



## **Gene Stallings** Defensive Backfield

Working primarily with free agents and low-round draft choices has not prevented Gene Stallings from molding the Cowboys' defensive secondary into an effective unit. The Cowboys intercepted 106 passes the past four seasons, more than any other NFL team.

Stallings joined the Cowboys in 1972 following seven years (1965-72) as head coach of his alma mater, Texas A&M. He has presided over the development of three All-Pros — Cliff Harris, Charlie Waters and Everson Walls.

Gene was an All-Southwest Conference receiver at A&M under Bear Bryant and a tri-captain on Bryant's undefeated 1956 Aggie team. Stallings served one year as a student-assistant coach at A&M before moving with Bryant to Alabama as an assistant. He remained there until returning to A&M as head coach in 1965.

Gene served as a consultant to the producers of "Bear," the film biography of Bear Bryant released this year.

Stallings was elected to the Texas A&M Hall of Fame in 1982. He also received a 1982 national Boys Clubs Alumni of the Year Award and a 1983 Dallas Father of the Year Award.

Gene, a native of Paris, Texas (3/2/35), and wife Ruth Ann have five children — Anna Lee, Laurie, John Mark, Jacklyn and Martha Kate.



## **Ernie Stautner** Defensive Coordinator • Defensive Line



Under the direction of Pro Football Hall of Famer Ernie Stautner, the Cowboys consistently field excellent defenses and All-Pro defensive linemen like Bob Lilly, George Andrie, Harvey Martin, Randy White, Ed Jones and John Dutton.

The Cowboys' famed "Doomsday Defense" began to emerge shortly after Stautner's arrival as defensive line coach in 1966. Ernie also helped fashion "Doomsday II," which carried Dallas to its second Super Bowl title in 1977.

Ernie was an All-Pro defensive end and tackle with the Pittsburgh Steelers where he played for 15 years (1950-64) despite being relatively small at 6-0, 235 pounds. A veteran of nine Pro Bowls, he was elected to the Pro Football Hall of Fame in 1969, his first year of eligibility. In 1982 he was voted to the Steelers' 50th anniversary team.

Ernie was born in Cham, Bavaria (4/20/27), but grew up in Albany, N.Y. Following a World War II Marine Corps hitch (1943-46), he enrolled at Boston College and developed into a two-way star lineman.

Ernie has three children — Joe, Terri and Carol.





## **Jerry Tubbs** Linebackers

The only original Cowboys player still with the club is Jerry Tubbs, who came to Dallas in the 1960 expansion draft from the San Francisco 49ers.

Jerry was the Cowboys' first starting middle linebacker and one of only three in club history. As a coach he helped develop his successors at the critical middle spot, Lee Roy Jordan and Bob Breunig. Tubbs, Jordan and Breunig all played in the Pro Bowl.

Tubbs played for the Cowboys for eight seasons (1961-67), serving as player-coach the last two. He was the Cowboys' first All-Pro and Pro Bowl linebacker (1962) and was known as one of the most aggressive players in the game.

Jerry has coached four Pro Bowl linebackers in Dallas — Jordan, Breunig, Chuck Howley and Thomas Henderson.

Born in Breckenridge, Texas (1/23/35), Jerry was an All-America center-linebacker for Bud Wilkinson's unbeaten Oklahoma teams from 1954-56. Tubbs was the Walter Camp Award winner in 1956 as the nation's outstanding player.

He was drafted in the first round by the Chicago Cardinals in 1957 and also played for the 49ers before coming to Dallas.

Jerry and wife Marlene have two children — Alan and Kayla.



## **Bob Ward** Conditioning

Dr. Bob Ward has Cowboys players enthusiastically participating in his innovative conditioning programs, which include weightlifting, aerobic conditioning, flexibility training and nutrition.

Working with computers and emphasizing futuristic concepts, Ward directs the Cowboys' voluntary offseason conditioning program, using biomechanics to devise individual programs for each player. He also supplies each player with a training program during the season.

Ward was track coach for 11 years at Fullerton College in California before joining the Cowboys in 1975.

A graduate of Whitworth College in Spokane, Wash., Ward received his master's degree in physical education from the University of Washington and his doctorate from Indiana University.

Bob has trained extensively in the martial arts and taught Cowboys players various martial arts techniques that can be used in football. He is a member of Delta Force, a U.S. Army think-tank.

A native of Huntington Park, Calif. (7/4/33), Bob and wife Joyce have two children — Shannon and Erin.



**DON COCHREN**



**KEN LOCKER**



**BUCK BUCHANAN**

### **DON COCHREN, Trainer**

Don Cochren joined the Cowboys in 1965 after experience in college, military and Canadian Football League training.

A graduate of Purdue, Cochren earned his physical therapy certificate at Pennsylvania. He was trainer at Case Institute (now Case-Western Reserve) in Cleveland for two years, with the Toronto Argonauts of the CFL for four years and at the University of New Hampshire for one year before coming to Dallas. He also served as a physical therapy officer in the Air Force for two years.

Don was one of 28 trainers selected from colleges and professional sports teams to serve the United States team at the 1980 Winter Olympics in Lake Placid, N.Y. In June Don received the 25-year honor award from the National Athletic Trainers Association.

A native of Princeton, Ind. (2/6/32), Don and wife Jan have four children — Jan, Scott, Wendy and Chris.

### **KEN LOCKER, Assistant Trainer**

Ken Locker works with Don Cochren and supervises the Cowboys' medical rehabilitation program. Locker came to the Cowboys in 1973 after four years as assistant trainer and interim head trainer at North Texas State University.

Locker received his master's degree in physical education from Texas Woman's University. He served two years as trainer of World Championship Tennis, traveling with the men's tour in 1975 and '76.

In 1982 Ken was trainer for NBC's "Survival of the Fittest" competition in New Zealand. He serves as group coordinator of the Dallas Blood Center.

Ken is a native of Seminole, Texas (7/23/51). He and wife Pam live in Roanoke, Texas, with daughter Baylee Arrena (10/23/82).

### **BUCK BUCHANAN, Equipment Manager**

William T. "Buck" Buchanan joined the Cowboys in 1973 after supervising athletic programs in the Air Force for 20 years.

SMSGt. Buchanan was a non-commissioned officer in charge of athletics and programs at the U.S. Air Force Academy Prep School in Colorado Springs for four years. He was awarded the Bronze Star for his performance during a 1968-69 tour of duty in Thailand.

Buck was born in Ballinger, Texas (5/24/33). He and wife Geraldine have two children — Bucky and Julie.

# What To Look For In 1984

**Cowboys** winning their 19th league opener in the past 20 seasons. The club holds the NFL record of 17 straight opening-game victories from 1965-81.

**Cowboys** extending their NFL record of consecutive winning seasons to 19.

**Cowboys** extending their NFL record of consecutive years in the playoffs to 10. It also would be the team's 18th playoff appearance in the past 19 years.

**Cowboys** improving their all-time Texas Stadium record of 85-20 (81 per cent), including playoff games (1971-83).

**Cowboys** improving their NFC-best 33-12 (73.3 per cent) record against the AFC in games against AFC East foes the Miami Dolphins, Buffalo Bills, New England Patriots and Indianapolis Colts.

**Cowboys** extending their consecutive game scoring streak of 192, third longest in NFL history, to 208. Cleveland's 274-game scoring streak (1950-71) and Oakland's 217-game streak (1966-80) rank ahead of the Cowboys'. Dallas' only shutout loss was 38-0 to St. Louis on Nov. 16, 1970 at the Cotton Bowl.

**Tom Landry**, tied with Curly Lambeau as the second winningest coach in NFL history, improving his 234-134-6 record, including playoffs. Landry trails only George Halas (325) in NFL victories.


**Tony Dorsett** climbing the list of pro football's all-time leading rushers. Currently eighth with 8,336 yards in seven seasons, Dorsett can pass Joe Perry (8,378) and Jim Taylor (8,597) and reach seventh place if he gains 261 yards. Dorsett can join the exclusive 10,000-yard club if he gains 1,664 yards (his best season so far was 1,646 yards in 1981). Jim Brown (12,312), Franco Harris (11,950), Walter Payton (11,625) and O. J. Simpson (11,236) are the current members of the 10,000-yard club. John Riggins enters the 1984 season with 9,436 yards.

**Randy White** earning consensus All-Pro honors for a club-record seventh year in a row, breaking the team record he shares with Bob Lilly (1964-69).

**Everson Walls** becoming the first player to lead the NFL in interceptions three times. He led the league in 1981 with 11 and 1982 with seven.



# THE PLAYERS



DOUG COSBIE



## Gary Allen ★ 31

**RUNNING BACK** • **HAWAII** • **3rd YEAR**  
**HT: 5-10** • **WT: 183** • **BORN: 4/23/60** • **FA FOR '83**

**PRO:** Gary Allen provided a much-needed lift to the Cowboys' special teams during the latter part of last season. A sixth-round draft choice by Houston in 1982, Allen was released on the final cut last year by the Oilers. The Cowboys signed Allen on Sept. 29 to replace rookie running back Chuck McSwain, who was lost for the season after tearing a tendon in his finger against the Giants. Allen was the team's No. 1 punt returner for the final six games and the playoffs. Against Kansas City (11/20) he returned three punts for 86 yards, including a 68-yard touchdown return. It marked the first return of a non-blocked punt for a TD by the Cowboys since 1975 (Golden Richards) and the club's longest punt return since 1974 (98 yards by Dennis Morgan). "Gary has good potential as a punt and kickoff return man as well as a backup halfback," says Tom Landry. "He has exceptional quickness. He gave us a boost at the end of last year as a return man." As a rookie with the Oilers in '82, Allen shared kickoff return duties and backed up the running back position. Against the Giants (12/5) he caught two passes for 35 yards, including a 23-yard reception for a touchdown. **GAMES:** 1982 (7-Hous.), 1983 (6). Total — 13 (6-Dallas).

**COLLEGE:** Allen finished his career as the only University of Hawaii rusher to gain more than 3,000 career yards (3,451 and 19 TDs on 647 carries). He also caught 72 passes for 895 yards and five TDs. He left Hawaii with 20 school career and single-season records. As a senior he had five 100-yard rushing games, including 189 yards against San Diego State. He rushed for 202 yards on 24 attempts against Texas-El Paso in his sophomore year. Gary was a three-time All-Western Athletic conference choice.

**PERSONAL:** Gary is a native of Baldwin Park, Calif., where he starred in football and track at Baldwin Park High School. He was a recreation major in college. Gary's brother Doug is a wide receiver at Arizona State. Gary's hobbies are fishing, riding motorcycles and skiing.

### ALLEN'S OILERS TOTALS

Year	Rushing				Year	Receiving			
	No.	Yds.	Avg.	Long TD		No.	Yds.	Avg.	Long TD
1982	2	2	1.0	1.0 0	1982	2	35	17.5	23 1

Kickoff Returns				
Year	No.	Yds.	Avg.	Long TD
1982	19	292	19.5	38 0

### ALLEN'S COWBOYS TOTALS

Year	Punt Returns				Year	Kickoff Returns			
	No.	Yds.	Avg.	Long TD		No.	Yds.	Avg.	Long TD
1983	9	153	17.0	68 1	1983	8	178	22.3	31 0

## Brian Baldinger ★ 62

GUARD • DUKE • 3rd YEAR  
HT: 6-4 • WT: 255 • BORN: 1/7/59 • FA FOR '82

**PRO:** The development of Brian Baldinger has been a pleasant surprise to the Cowboys. One of the most improved players in training camp last year, Baldinger looks to be an important man in the future of the Cowboys' offensive line, either at guard or center. "He's got size and speed and he's a good tough competitor," Tom Landry says. Brian played exceptionally well at right guard in place of injured Kurt Petersen in the second half at Minnesota last year (10/2), prompting Tony Dorsett to compare Baldinger to Robert Shaw, a budding star at center for the Cowboys who was forced to retire last year due to a knee injury. Baldinger was the only rookie free agent to make the squad in 1982. He overcame especially long odds since the club seemed well fortified at offensive line at the time. Baldinger also performs on special teams. GAMES: 1982 (4), 1983 (16). Total — 20.

**COLLEGE:** Baldinger was an All-Coastal Conference tight end at Nassau Community College on Long Island before transferring to Duke. He was switched from tight end to guard at Duke because of his blocking ability. He started 11 games his senior year and was considered the most improved player on the team.

**PERSONAL:** Brian David Baldinger (BALL-ding-er) of Massapequa Park, N.Y., comes from an athletic family. His father Jim played at Navy. His brother Rich played at Wake Forest, was the Giants' 10th-round draft choice in '82 and now plays for Kansas City. Brian participated in football, basketball and track at Massapequa High School. He received his degree from Duke in psychology. Brian supports the March of Dimes and Duke's benefit golf and tennis tournament for handicapped children.





## Bill Bates ★ 40

**SAFETY** • **TENNESSEE** • **2nd YEAR**  
**HT: 6-1** • **WT: 199** • **BORN: 6/6/61** • **FA FOR '83**

**PRO:** Continuing what has become a grand tradition, the Cowboys last year discovered another free agent gem in Bill Bates. Like previous Cowboys free agent finds Cornell Green, Cliff Harris, Drew Pearson, Everson Walls and Michael Downs, Bates made an immediate impact despite being deemed of insufficient talent to warrant drafting. He became a Texas Stadium favorite with his fierce and enthusiastic special teams play and his work as a linebacker in the Cowboys' "4-0" pass defense. "You can go to a game, not know anything about football, and still see Bill Bates," defensive backfield coach Gene Stallings says. "He'll trap somebody. Make a tackle on a kickoff. Knock somebody down. It's my contention that you don't have to look for good football players. They stick out." Bates was named the NFL special teams player of the year by the NFL Alumni Association. He was named to the All-Rockie squads of United Press International, the Pro Football Writers Association and Pro Football Weekly. His aggressive style enabled him to finish as the Cowboys' seventh-leading tackler on defense despite playing mostly in passing situations. He started one regular-season game, at Seattle (12/4), when strong safety Dexter Clinkscale was injured. Bates also started the playoff game against the Rams (12/26) at strong safety and led the team in tackles. During the season he had four QB traps, an interception, four passes defended, two fumble recoveries and a forced fumble. "Bill Bates is super," Tom Landry says. "He's everywhere. He was one of our exciting players last year. He has great potential as a strong safety." **GAMES: 1983 (16).**

**COLLEGE:** Bates played both safety positions in four years as a starter at Tennessee. He was named second-team All-Southeastern Conference his junior and senior years. Bates was known as the Vols' hardest hitter, surest tackler and as a team leader. He intercepted nine passes and recovered six fumbles in his career.

**PERSONAL:** William Fredrick Bates was born and raised in Knoxville, Tenn., where he excelled in football, basketball and as a sprinter on the track team at Farragut High School. He was all-state in football and basketball. In the offseason Bates returned to Tennessee to pursue his degree in economics. He supports the United Way, the Dallas-area Boys Clubs, the Special Olympics in Tennessee and the Dallas Wednesday's Child program benefitting orphans. He also serves as a spokesman for the Dallas-Fort Worth Ronald McDonald Houses.

BATES' COWBOYS TOTALS					Opponents' Fumbles Recovered				
Year	Pass Int.	No.	Yds. Avg.	Long TD	Year	No.	Yds.	Avg.	Long TD
1983	1	29	29.0	29 0	1983	2	0	0.0	0 0
Tackles — QB Traps									
Year	Solo	Ast.	Tot.	— Tps.					
1983	54	30	84	— 4					



# Bob Breunig ★ 53



**LINEBACKER • ARIZONA STATE • 10th YEAR**  
**HT: 6-2 • WT: 227 • BORN: 7/4/53 • D-3 FOR '75**

**PRO:** The man who coordinates the Cowboys' defense on the field is middle linebacker Bob Breunig, whose responsibilities include relaying defensive signals from the sideline and calling audibles. Only the third starting middle linebacker in team history, Breunig has started 117 straight games, been voted to the Pro Bowl three times, led the club in tackles six of the past seven years and served as a defensive captain the past four seasons. He has started seven straight seasons at middle linebacker. "Bob's biggest contribution is his leadership," says linebackers coach Jerry Tubbs. "He does a great job getting prepared every week. Some guys are smart but don't apply themselves. Bob applies himself." Breunig became the starting strong-side linebacker in his second season. He was converted to the middle in 1977 to succeed retired Lee Roy Jordan, who had taken over for original MLB Jerry Tubbs in 1966. Tom Landry called Breunig's transition "remarkable" and "one of the reasons we were able to win our second Super Bowl." Breunig led the Cowboys in tackles from 1977-81, including a team-record 167 in 1979. He finished second to Michael Downs in 1982, but led the club in tackles again last year. Bob was voted to the Pro Bowl in 1979, '80 and '82. His top games came against the Giants in 1980 (10/5) when he had 14 tackles, a QB trap and an interception, and last year at Washington (9/5) when he made a career-high 15 tackles, including 10 solos. Breunig has not missed a game since his rookie year (11/16/75 vs. Patriots). **GAMES:** 1975 (10), 1976 (14), 1977 (14), 1978 (16), 1979 (16), 1980 (16), 1981 (16), 1982 (9), 1983 (16). Total — 127.

**COLLEGE:** Breunig capped an outstanding career at Arizona State  
*(Continued on next page)*

## BREUNIG'S COWBOYS TOTALS

Year	Receiving			
	No.	Yds.	Avg.	Long TD
1975	1	21	21.0	21 0

Year	Kickoff Returns			
	No.	Yds.	Avg.	Long TD
1975	2	13	6.5	7 0

Year	Tackles — QB Traps			
	Solo	Ast.	Tot.	Tps.
1975	1	1	2	0
1976	63	33	96	2
1977	73	57	130	0
1978	71	64	135	2
1979	81	86	167	3
1980	69	60	129	2
1981	63	51	114	0
1982	37	31	68	1½
1983	69	57	126	0
<b>TOTALS</b>	<b>527</b>	<b>440</b>	<b>967</b>	<b>10½</b>

Year	Pass Interceptions			
	No.	Yds.	Avg.	Long TD
1977	1	15	15.0	15 0
1978	1	2	2.0	2 0
1980	3	34	11.3	15 0
1981	2	8	4.0	8 0
1982	1	1	1.0	1 0
1983	1	0	0.0	0 0
<b>TOTALS</b>	<b>9</b>	<b>60</b>	<b>6.6</b>	<b>15 0</b>

Year	Opponents' Fumbles Recovered			
	No.	Yds.	Avg.	Long TD
1975	1	0	0.0	0 0
1976	3	0	0.0	0 0
1977	1	0	0.0	0 0
1978	1	0	0.0	0 0
1980	1	0	0.0	0 0
1982	1	0	0.0	0 0
1983	1	0	0.0	0 0
<b>TOTALS</b>	<b>9</b>	<b>0</b>	<b>0.0</b>	<b>0 0</b>

## **BREUNIG, Cont.**

by earning All-America honors in 1974 after leading the Sun Devils in tackles and fumble recoveries. A three-time All-Western Athletic Conference selection, he recovered 10 fumbles and intercepted six passes in his career.

**PERSONAL:** Robert Paul Breunig (BREW-nig) is active in numerous Christian and civic organizations, including the Fellowship of Christian Athletes, Professional Athletes Outreach and the Happy Hill Farm Children's Home in Glen Rose, Texas. He is president of the 65 Roses Club, which benefits the Cystic Fibrosis Foundation. Bob's wife Mary is the creator and editor of the Cowboys' Wives' Family Fitness Guide and Nutritional Cookbook, proceeds going to Happy Hill Farm. A Phoenix native, Bob is a partner with Roger Staubach in SBC Development Corporation, a Dallas real estate firm. Bob and Mary have three sons, Robert Jr. (11/11/78), Bart (12/17/80) and Ben (7/3/82).



## **Dexter Clinkscale ★ 47**

**SAFETY** • **SOUTH CAROLINA STATE** • **4th YEAR**  
**HT: 5-11** • **WT: 190** • **BORN: 4/13/58** • **FA FOR '80**

**PRO:** An intelligent and instinctive football player, Dexter Clinkscale earned the starting strong safety position in 1983 after two seasons as a pass-defense specialist and one on the injured reserve list. Clinkscale led the Cowboys last year in opponents' fumbles recovered, finished fifth in total tackles and scored a crucial touchdown in a victory over the Giants (9/18). With the Cowboys clinging to a 14-13 fourth-quarter lead, Clinkscale picked off a Scott Brunner pass and raced 68 yards for his first NFL touchdown. He had another interception against the Giants later in the year (10/30). In the season-opener at Washington (9/5), Dexter had 12 tackles and a QB trap to earn a coaches' defensive game ball. In 1980 and '82 Clinkscale played safety on passing downs and made a big contribution each season in the playoffs. As a rookie he intercepted a pass against the Rams in a playoff victory (12/28/80). In a 1982 playoff victory over Tampa Bay (1/9/83) he intercepted one pass, batted down another and got his hands on three more. Clinkscale spent the 1981 season on injured reserve with an Achilles tendon injury. Soft-spoken Dexter didn't give much thought to playing pro football while in college. He says he signed with Dallas because it was his favorite team. **GAMES:** 1980 (16), 1981 (IR), 1982 (9), 1983 (15). Total — 41.

**COLLEGE:** Clinkscale was a 1979 first-team Black College All-America safety and a three-time All-Mid-Eastern Athletic Conference pick at South Carolina State. He also was chosen for the 1980 Black College all-star game.

**PERSONAL:** A native of Greenville, S.C., (J. L. Mann High School) Frederick Dexter Clinkscale earned a college degree in business admini-

## CLINKSCALE, Cont.

station. His three brothers also attended college on football scholarships and earned their degrees.

### CLINKSCALE'S COWBOYS TOTALS

Year	Pass Interceptions					Year	Tackles — QB Traps			
	No.	Yds.	Avg.	Long	TD		Solo	Ast.	Tot.	Tps.
1982	1	0	0.0	0	0	1980	18	12	30	— 2
1983	2	68	34.0	68	1	1982	14	6	20	— 2
TOTALS	3	68	22.7	68	1	1983	53	36	89	— 2
						TOTALS	85	54	139	— 6

### Opponents' Fumbles Recovered

Year	No.	Yds.	Avg.	Long	TD
1980	1	0	0.0	0	0
1983	4	0	0.0	0	0
TOTALS	5	0	0.0	0	0

## Jim Cooper ★ 61

**TACKLE** • **TEMPLE** • **8th YEAR**  
**HT: 6-5** • **WT: 267** • **BORN: 9/28/55** • **D-6 FOR '77**

**PRO:** Ever so quietly, Jim Cooper has become a fixture at right tackle for the Cowboys. Although overshadowed in the past by Pro Bowl offensive linemen Herb Scott and Pat Donovan, Cooper has performed consistently well the past four seasons. "Jim is just a solid performer," Tom Landry says. "You can count on Jim every game and he'll perform very well." Ironically, he almost got away. He was among the last players released in '77 training camp, but was recalled before the first game because of a knee injury to former tackle Jim Eidson. Versatile enough to play any offensive line position, Cooper backed up the guard spot his rookie year and started two games at center in 1978. He started the first 11 games of '79 at right tackle before inexperience caught up with him and Rayfield Wright won back the position. Coop took undisputed possession of the right tackle job in 1980 and by season's end Landry called him "one of our underrated players." Jim did an outstanding job in the '80 playoffs, especially against Atlanta (1/4), winning a game ball from the coaches. His top game in 1981 came in a big victory at Philadelphia (11/1) in front of his hometown fans when he earned the Oak Farms MVP award and a game ball. He filled in at center in the second half against St. Louis (9/13) after Robert Shaw injured a knee. In 1982 Cooper won another game ball for his work against the Cardinals (9/19). **GAMES:** 1977 (14), 1978 (14), 1979 (15), 1980 (15), 1981 (16), 1982 (9), 1983 (16). Total — 99.

**COLLEGE:** Cooper started for three years at Temple under Wayne Hardin, Roger Staubach's coach at Navy. Jim played in the offensive and defensive lines before settling at offensive tackle.

**PERSONAL:** Philadelphia native James Albert Cooper and wife Mary, a nurse, live in Richardson, Texas, with son James Ryan (6/6/79). In the offseason Jim works for Grunnah and Swanson, a Dallas commercial real estate firm. In one of the season's major upsets Jim was voted by the fans the 1983 Oak Farms Favorite Cowboy.





## Doug Cosbie ★ 84

**TIGHT END • SANTA CLARA • 6th YEAR**  
**HT: 6-6 • WT: 236 • BORN: 3/27/56 • D-3 FOR '79**

**PRO:** Doug Cosbie emerged last season as one of the NFL's top tight ends. In his second season as a starter, Cosbie caught 46 passes to break Billy Joe DuPree's 1976 club record for tight ends and earn his first trip to the Pro Bowl. "Doug has all the qualities to be an All-Pro," Tom Landry says. "He's an excellent target, an effective blocker and he's got good hands. As he learns to handle all kinds of defenses, he'll reach an All-Pro level." Cosbie took over the starting tight end position from DuPree in 1982 and led NFC tight ends with 30 catches. His four TD catches led the team. In 1981, when Doug shared the position with DuPree as a play messenger, he tied Butch Johnson for the club lead in touchdown receptions with five. Four came at key moments of second-half comeback victories (Miami, at Philadelphia, Buffalo, Washington). He also caught a 21-yard TD pass to send Dallas ahead of San Francisco 27-21 in the fourth quarter of the NFC Championship Game (1/10/82). A Dallas newspaper described Cosbie as "the consummate Cowboy — the diplomat, the hard worker, the willing learner, the unknown collegiate with the unlimited talent, the draft find." Doug was the fourth tight end taken in the 1979 draft behind Kellen Winslow (San Diego), Dan Ross (Cincinnati) and Ronnie Lee (Miami). He was selected with a choice obtained in a trade with Seattle for Bill Gregory. **GAMES:** 1979 (16), 1980 (16), 1981 (16), 1982 (9), 1983 (16). Total — 73.

**COLLEGE:** Cosbie caught 120 passes for 1,721 yards and 10 touchdowns in four years at Santa Clara, three as a starter. In his senior year he served as a team captain and was voted the club's offensive MVP and honorable mention All-Pacific Coast. He also at-

### COSBIE'S COWBOYS TOTALS

Year	Rushing			
	No.	Yds.	Avg.	Long TD
1981	4	33	8.3	15 0
1982	1	-2	-2.0	-2 0
<b>TOTALS</b>	<b>5</b>	<b>28</b>	<b>5.6</b>	<b>15 0</b>

Year	Opponents' Fumbles Recovered			
	No.	Yds.	Avg.	Long TD
1980	2	0	0.0	0 0

Year	Kickoff Returns			
	No.	Yds.	Avg.	Long TD
1980	1	13	13.0	13 0
1981	1	0	0.0	0 0
1982	1	4	4.0	4 0
1983	2	17	8.5	10 0
<b>TOTALS</b>	<b>5</b>	<b>34</b>	<b>6.8</b>	<b>13 0</b>

Year	Receiving			
	No.	Yds.	Avg.	Long TD
1979	5	36	7.2	12 0
1980	2	11	5.5	5 1
1981	17	225	13.2	28 5
1982	30	441	14.7	45 4
1983	46	588	12.8	61 6
<b>TOTALS</b>	<b>100</b>	<b>1301</b>	<b>13.0</b>	<b>61 16</b>

### SINGLE-GAME CAREER HIGHS

#### Regular Season

Rcpt.—7 (12/26/82 v. Philadelphia)  
 Yds. Rec.—102 (9/13/82 v. Pittsburgh)  
 Lg. Rec.—61t (10/30/83 @ Giants)  
 TD Rcpt.—2 (9/18/83 vs. Giants)

#### Playoffs

Rcpt.—5 (12/26/83 vs. Rams)  
 Yds. Rec.—62 (12/26/83 vs. Rams)  
 Lg. Rcpt.—22 (12/26/83 vs. Rams)  
 TD Rcpt.—1 (3t, 1st, 12/26/83 vs. Rams)

## COSBIE, Cont.

tended Holy Cross College in Worcester, Mass., and DeAnza Junior College in Cupertino, Calif.

**PERSONAL:** Douglas Durant Cosbie is a native of Mt. View, Calif., where he attended St. Francis High and played football, basketball, baseball and ran track. Doug has a degree in marketing and works in the offseason as a leasing agent for Dawn Development, a Dallas real estate firm. Doug serves on the board of directors of the Paul Anderson Youth Homes in Roanoke, Texas, and the John Weber Ministries of Dallas. He also supports the Special Olympics for the handicapped, the Multiple Sclerosis Society of Dallas, the Campfire Girls, the American Heart Association and is honorary chairman of a fund raising golf tournament for Mt. St. Mary's Catholic Grammar School in California. Doug and wife Sherry live in McKinney, Texas, with son Matthew Douglas (8/19/80) and daughter Kari Kirrene (7/2/83).

## Anthony Dickerson ★ 51

**LINEBACKER • SOUTHERN METHODIST • 5th YEAR**  
**HT: 6-2 • WT: 222 • BORN: 6/9/57 • FA FOR '80**

**PRO:** In 1983, his first season as the starting right (weaksie) linebacker, Anthony Dickerson contributed more big plays than anyone on defense. He led the club in solo tackles, finished second in total tackles and quarterback traps, knocked down six passes, recovered three fumbles and forced two others. His biggest play came against New Orleans (9/25) when he sacked Ken Stabler in the endzone for a safety with 1:58 remaining to give Dallas a 21-20 victory. Dickerson's pressure on Scott Brunner caused Dexter Clinkscale's interception for the decisive touchdown in a victory over the Giants (9/18). Against the Raiders (10/23) Anthony had 11 tackles, two QB traps, two forced fumbles and a fumble recovery. During his first three seasons Dickerson played regularly on passing downs because of his ability to cover running backs. A top special teams contributor, Dickerson was named the Cowboys' special teams player of the year in 1980 and '81. He served as special teams captain in '81. "He surely has the big-play qualities you look for in a linebacker," Tom Landry says. "He has great speed and he's quick as a cat." It's been an unlikely ascent for Dickerson, whose football career appeared finished in 1979. He left SMU after his junior year in '77 and signed with Calgary of the Canadian Football League. The Stampeders released him after 10 games in '78. Dickerson moved to Los Angeles and worked as a handyman at the Burbank Airport. Then he returned to his native Texas and was taking business courses at the University of Houston when the Cowboys offered him a contract in 1980. Anthony intercepted two passes against San Francisco his rookie year (10/12). He's been the club's leading QB trapper among non-linemen the past



## DICKERSON, Cont.

three years. GAMES: 1980 (16), 1981 (16), 1982 (9), 1983 (16). Total — 57.

**COLLEGE:** Dickerson earned Junior College All-America honors at linebacker for Henderson J.C. in Athens, Texas, in 1976. He transferred to SMU in Dallas and was named co-captain after '77 spring practice.

**PERSONAL:** Texas City, Texas, native Anthony Charles Dickerson was a high school All-America halfback and linebacker at Pearland High, outside Houston. Anthony was raised on a truck farm in Pearland with five older sisters. He is a licensed florist. He is a supporter of the Special Olympics program for the handicapped.

### DICKERSON'S COWBOYS TOTALS

Pass Interceptions				Opponents' Fumbles Recovered					
Year	No.	Yds.	Avg.	Long TD	Year	No.	Yds.	Avg.	Long TD
1980	2	46	23.0	34 0	1980	1	0	0.0	0 0
1982	1	4	4.0	4 0	1981	2	0	0.0	0 0
1983	1	8	8.0	34 0	1983	3	0	0.0	0 0
TOTALS	4	58	14.5	34 0	TOTALS	6	0	0.0	0 0

### Tackles — QB Traps

Year	Solo	Ast.	Tot.	Tps.
1980	23	18	41	1
1981	31	8	39	4
1982	23	10	33	2 1/2
1983	81	33	114	10 1/2
TOTALS	158	69	227	17 1/2



## Doug Donley ★ 83

WIDE RECEIVER • OHIO STATE • 4th YEAR  
HT: 6-0 • WT: 178 • BORN: 2/6/59 • D-2 FOR '81

**PRO:** With Butch Johnson having been traded to Houston and Drew Pearson still recovering from injuries sustained in an auto accident, Doug Donley entered the 1984 season as a starting wide receiver. The Cowboys have been looking forward to unleashing Donley's considerable skills fulltime. "Doug has paid his dues and is ready to prove what he can do," Tom Landry says. "With his great speed, he could be a big asset for us. He's our fastest receiver." Last year Donley led the team in yards per reception with a 20.6 average. Against the Giants (9/18) he had his most productive game as a pro with six catches for 88 yards, including a 35-yard gain, filling in for injured Tony Hill. Doug got his first career start against New Orleans (9/25) and his first touchdown against the Raiders (10/23). He missed five midseason games due to a knee injury. In '82 Donley performed some kick return duties while backing up the receiver position. In the playoffs he ran a reverse 25 yards against Tampa Bay (1/9/83). Doug made a spectacular debut his rookie year in the preseason finale against Houston (9/29) when he caught two passes, both for touch-

## DONLEY, Cont.

downs, a 33-yarder from Danny White and an 18-yarder from Gary Hogeboom. Donley caught two passes for 18 yards in the '81 playoffs. "He causes defenses to sag because of his speed," says receivers coach Dick Nolan. "Before you know it, he is right on top of the defensive back and that's hard to stop." GAMES: 1981 (11), 1982 (6), 1983 (11). Total — 28.

**COLLEGE:** Called "White Lightning" by his teammates, Donley led Ohio State in receiving his last three years en route to establishing school career records for receiving yards and receiving touchdowns. He caught 106 passes for 2,252 yards and 16 TDs in his career. His best season was 1980 when he grabbed 43 passes for a school season-record 887 yards and seven touchdowns. He averaged 21.2 yards per catch in his career and was a two-time consensus All-Big Ten selection.

**PERSONAL:** Douglas Max Donley is a native of Cambridge, Ohio, where he was an all-state halfback at Cambridge High, captained the football and basketball teams and ran a 9.4 100-yard dash for the track team. A communications major at Ohio State, Donley owns Spring Park Health and Racquet Club in Garland, Texas. He is active in the Fellowship of Christian Athletes, Pro Athletes Outreach, Big Brothers, the Special Olympics, the American Heart Association and UNICEF.

### DONLEY'S COWBOYS TOTALS

Year	Receiving				Year	Punt Returns			
	No.	Yds.	Avg.	Long TD		No.	Yds.	Avg.	Long TD
1981	3	32	10.7	17 0	1981	1	3	3.0	3 0
1982	2	23	11.5	12 0	1982	1	14	14.0	14 0
1983	18	370	20.6	47 2	1983	1	1	1.0	1 0
TOTALS	23	425	18.5	47 2	TOTALS	3	18	6.0	14 0

### Kickoff Returns

Year	No.	Yds.	Avg.	Long TD
1982	8	151	18.9	33 0

## "SHOOT FOR THE STARS"

The NFL Films production of "Shoot for the Stars — 25 Years of the Dallas Cowboys" is available free of charge to groups wishing to show it. Produced and directed by Bob Ryan of NFL Films, the 30-minute, 16 mm sound and color movie is narrated by John Facenda and traces the Cowboys from their birth in 1960 as an expansion team through five Super Bowl trips and 18 consecutive winning seasons. The film is sponsored by Eastman Kodak and may be obtained for group showings by calling the Cowboys' office at 214/369-8000.





## Tony Dorsett ★ 33

**RUNNING BACK • PITTSBURGH • 8th YEAR**  
**HT: 5-11 • WT: 192 • BORN: 4/7/54 • D-1 FOR '77**

**PRO:** When the list of all-time great NFL running backs is compiled now, it's difficult to overlook the accomplishments of Tony Dorsett, the most exciting and prolific runner in Cowboys history.

Dorsett is the club's all-time leading rusher and the NFL's eighth all-time leading ground gainer. "He's our catalyst," Tom Landry says. "He's the one who makes us go on offense." That fact is best illustrated by the Cowboys' 37-2 record in Dorsett's 100-yard games (25-0 in Texas Stadium). "Tony is the epitome of an artist," says NFL career rushing leader Jim Brown. "There is no small back in football who can touch him. He's the fastest runner in the league without a doubt and he has great moves to go along with the speed." Last season he became the first Cowboys player to combine for 10,000 career rushing-receiving yards. He turned in his third best season rushing performance, reaching 1,000 yards for the sixth time in seven NFL seasons. Tony is the only NFL runner to gain 1,000 yards in each of his first five seasons. That streak, which was 11 consecutive 1,000-yard seasons counting high school and college, was broken in 1982 by the players' strike, although counting his 266 playoff yards Tony's season total was 1,011 yards. In 1982 Dorsett captured his first NFC rushing title and established an unbreakable NFL record when he raced 99 yards for a touchdown at Minnesota (1/3/83). Tony is the NFL's top rusher since 1981 when he finished second in the league with a club-record 1,646 yards. He has led the team in rushing in each of the past seven seasons, every one he's been with the club. He owns the Cowboys' top four season rushing performances, top eight single-game rushing efforts and the five longest runs from scrimmage (all 75 yards or longer). He's the NFL's second all-time leading playoff rusher with 1,325 yards in 16 games, trailing only Pittsburgh's Franco Harris with 1,556 in 19 games. He also owns team records for most career 100-yard games (39), most 100-yard games in a season (9), most consecutive 100-yard games (4), most rushing attempts in a career and season, most career rushing touchdowns and most yards gained in a playoff game (160 vs. Rams in 1980). A team captain in 1981 and '82, Dorsett was voted to the Pro Bowl in 1978, '81, '82 and '83. In '81 he also earned consensus All-Pro honors and was named NFC player of the year by UPI, the Washington Touchdown Club and the Kansas City Committee of 101. The second player selected in the '77 draft following a trade with Seattle, Dorsett won consensus rookie of the year honors in helping Dallas win Super Bowl XII. GAMES: 1977 (14), 1978 (16), 1979 (14) 1980 (15), 1981 (16), 1982 (9), 1983 (16). Total — 100.

**COLLEGE:** Dorsett crowned a brilliant collegiate career by winning the 1976 Heisman Trophy as the nation's outstanding player. Dorsett

rushed for an NCAA career-record 6,082 yards and 58 TDs and led Pitt to the 1976 national championship with a 12-0 record. He broke or tied 14 NCAA records, was a four-time All-America and the first player in NCAA history with four 1,000-yard seasons and three 1,500-yard seasons.

**PERSONAL:** Aliquippa, Pa., native (Hopewell High) Anthony Drew Dorsett is a member of the National Easter Seals Sports Council, served as 1980 chairman of the American Heart Association's Jump-Rope-a-Thon fund raising program, and has promoted the United Way, United Negro College Fund, the Texas Department of Highways and Public Transportation seat belt program and the Dallas Civic Opera. In a 1979 Gallup Youth Survey of American teenagers' favorite sports personalities, Tony finished second to Roger Staubach. In 1981 Dorsett was named the best dressed man in sports by the Custom Tailors' Guild of New York. Tony is a partner in the Southwestern Drilling Mud Company of Midland, Texas. Tony and wife Julie live in Dallas with daughter Shukura (1/19/76). Tony also has a son, Anthony Drew Dorsett, Jr. (9/14/73).

#### DORSETT'S COWBOYS TOTALS

Rushing					Receiving				
Year	Att.	Yds.	Avg.	Long TD	Year	No.	Yds.	Avg.	Long TD
1977	208	1007	4.8	84 12	1977	29	273	9.4	23 1
1978	290	1325	4.6	63 7	1978	37	378	10.2	91 2
1979	250	1107	4.4	41 6	1979	45	375	8.3	32 1
1980	278	1185	4.3	56 11	1980	34	263	7.7	27 1
1981	342	1646	4.8	75 4	1981	32	325	10.2	73 2
1982	177	745	4.2	99 5	1982	24	179	7.5	17 0
1983	289	1321	4.6	77 8	1983	40	287	7.2	19 1
TOTALS	1834	8336	4.6	99 53	TOTALS	241	2080	8.6	91 8

#### Passing

Year	Att.	Comp.	Yds.	Pct.	Int.	Avg. Gn.	TD
1977	1	1	34	1.000	0	34.0	0
1978	1	0	0	0.000	0	0.0	0
1980	1	0	0	0.000	0	0.0	0
1982	1	0	0	0.000	0	0.0	0
1983	1	0	0	0.000	0	0.0	0
TOTALS	5	1	34	.200	0	6.8	0

#### Miscellaneous Scoring

	TDRt	PAT	FG	Pts.
1978	1*	0	0	6

\* - 54-yard touchdown run with Du-Pree fumble.

#### SINGLE-GAME CAREER HIGHS

**Regular Season**  
 Yds. Rsh.—206 (12/4/77 vs. Phila.)  
 Rsh. Att.—30 (12/6/81 @ Baltimore)  
 Lg. Run—99t (1/3/83 @ Minnesota)  
 TD Rsh.—3 (10/7/79 @ Minnesota)  
 Rcpt.—8 (11/18/79 @ Washington)  
 Yds. Rec.—107 (9/4/78 vs. Baltimore)  
 Lg. Rcpt.—91t (9/4/78 vs. Baltimore)  
 TD Rec.—1 (6 t., 1st 10/30/83 @ Gts.)

**Playoffs**  
 Yds. Rsh.—160 (12/28/80 vs. Rams)  
 Rsh. Att.—27 (1/16/83 vs. Green Bay)  
 Lg. Run—53 (1/8/79 @ Rams)  
 TD Rsh.—2 (12/26/77 vs. Chicago)  
 Rcpt.—5 (twc., 1st. 1/4/81 @ Atlanta)  
 Yds. Rec.—48 (1/2/82 vs. Tampa Bay)  
 Lg. Rcpt.—32 (12/26/77 vs. Chicago)  
 TD Rec.—1 (12/28/80 vs. Rams)

(Continued on next page)

# DORSETT, Cont.

## DORSETT GAME-BY-GAME

Date	Opponent	Att.	Yds.	Lg.	TD	Date	Opponent	Att.	Yds.	Lg.	TD
9/18/77	@ Minnesota	4	11	9	0	9/8/80	@ Washington	17	66	20	1
9/25	Giants	7	62	32t	2	9/14	@ Denver	17	62	11	0
10/2	Tampa Bay	10	72	14	0	9/21	Tampa Bay	20	100	15	0
10/9	@ St. Louis	14	141	77t	2	9/28	@ Green Bay	22	77	10	1
10/16	Washington	19	51	9	0	10/5	Giants	15	26	7	0
10/23	@ Philadelphia	13	48	12	1	10/12	San Francisco	19	75	17	1
10/30	Detroit	13	48	17	0	10/19	@ Philadelphia	6	17	6	0
11/6	@ Giants	16	39	10	1	10/26	San Diego	DNP			
11/14	St. Louis	16	50	9	1	11/2	@ St. Louis	16	43	15	1
11/20	@ Pittsburgh	17	73	13	1	11/9	@ Giants	24	183	56	2
11/27	@ Washington	19	64	9	1	11/16	St. Louis	26	122	18	1
12/4	Philadelphia	23	206	84t	2	11/23	Washington	17	59	12	1
12/12	@ S. Francisco	20	92	21t	1	11/27	Seattle	24	107	16	2
12/18	Denver	17	50	8	0	12/7	@ Oakland	25	97	20	1
						12/15	@ Los Angeles	14	77	33	0
						12/21	Philadelphia	16	74	17	0
<b>Playoffs</b>						<b>Playoffs</b>					
12/26/77	Chicago	17	85	22t	2	12/28/80	Los Angeles	22	160	23	1
1/1/78	Minnesota	19	71	13	1	1/4/81	@ Atlanta	10	51	9	0
1/15/78	Denver @ N.O.	15	66	19	1	1/11/81	@ Phila.	13	41	11	1
<hr/>											
9/4/78	Baltimore	15	147	51	0	9/6/81	@ Washington	20	132	21	0
9/10	@ Giants	24	111	13	1	9/13	St. Louis	16	129	30	0
9/17	@ Los Angeles	19	38	13	0	9/21	@ N. England	19	162	75t	1
9/24	St. Louis	21	154	25	1	9/27	Giants	22	70	11	0
10/2	@ Washington	21	61	10	0	10/4	@ St. Louis	21	99	36	1
10/8	Giants	17	73	10	0	10/11	@ S. Francisco	9	21	7	0
10/15	@ St. Louis	12	24	12	0	10/18	Los Angeles	27	159	44t	1
10/22	Philadelphia	7	24	8	0	10/25	Miami	24	122	18	0
10/26	Minnesota	11	38	15	0	11/1	@ Philadelphia	20	78	15	1
11/5	@ Miami	10	49	19	0	11/9	Buffalo	28	117	15	0
11/12	@ Green Bay	23	149	33t	2	11/15	@ Detroit	15	55	13	0
11/19	New Orleans	25	152	63	1	11/22	Washington	23	115	26	0
11/23	Washington	21	72	11	0	11/26	Chicago	19	72	11	0
12/3	New England	15	49	13	0	12/6	@ Baltimore	30	175	26	0
12/10	@ Philadelphia	20	63	23	1	12/13	Philadelphia	28	101	8	0
12/17	@ Jets	29	121	13	1	12/19	@ Giants	20	39	7	0
<b>Playoffs</b>						<b>Playoffs</b>					
12/30/78	Atlanta	14	65	12	0	1/2/82	Tampa Bay	16	86	26	1
1/8/79	@ Los Angeles	17	101	53	1	1/10/82	@ S. Francisco	22	91	11	1
1/21/79	Pitt. @ Miami	16	96	29	0	<hr/>					
<hr/>											
9/2/79	@ St. Louis	DNP				9/13/82	Pittsburgh	11	30	12	0
9/9	@ S. Francisco	19	54	15	0	9/19	@ St. Louis	22	98	16	0
9/16	Chicago	20	108	24	0	11/21	Tampa Bay	15	52	9	0
9/24	@ Cleveland	14	64	12	0	11/25	Cleveland	20	116	17	2
9/30	Cincinnati	20	119	23	0	12/5	@ Washington	26	57	13	0
10/7	@ Minnesota	21	145	30t	3	12/13	@ Houston	18	65	13	0
10/14	Los Angeles	24	103	14	1	12/19	New Orleans	25	105	19	2
10/21	St. Louis	20	111	41	0	12/26	Philadelphia	24	69	14	0
10/28	@ Pittsburgh	19	73	21	0	1/3/83	@ Minnesota	16	153	99t	1
11/4	@ Giants	16	36	12	0	<b>Playoffs</b>					
11/12	Philadelphia	13	53	24	0	1/9/83	Tampa Bay	26	110	9	0
11/18	@ Washington	14	43	7	0	1/16/83	Green Bay	27	99	22	0
11/22	Houston	12	54	16	1	1/22/83	@ Washington	15	57	17	0
12/2	Giants	29	108	12	1	<hr/>					
12/8	@ Philadelphia	9	36	13	0	9/5/83	@ Wash.	14	151	77	0
12/16	Washington	DNP				9/11	@ St. Louis	12	35	10	0
						9/18	Giants	13	49	16	0
						9/25	New Orleans	16	124	34	0
						10/2	@ Minn.	26	141	25	0
<b>Playoffs</b>						<b>Playoffs</b>					
12/30/79	Los Angeles	19	87	26	0						

## DORSETT, Cont.

### DORSETT GAME-BY-GAME, Cont.

Date	Opponent	Att.	Yds.	Lg.	TD	Date	Opponent	Att.	Yds.	Lg.	TD
10/9	Tampa Bay	24	68	14	0	11/24	St. Louis	17	102	55t	2
10/16	Philadelphia	19	92	32	1	12/4	@ Seattle	26	117	17	2
10/23	Raiders	20	65	27	0	12/11	Washington	14	34	10	0
10/30	@ Giants	22	94	10	0	12/19	@ S. Francisco	15	32	8	0
11/6	@ Phila.	16	51	29t	1	<b>Playoffs</b>					
11/13	@ San Diego	17	58	12	0	12/26	Rams	17	59	11	0
11/20	Kansas City	18	108	32t	2						

### NFL TOP TEN CAREER RUSHERS

Player	Years	Att.	Yards	Avg.	Long	TD	100-Yard Games
1. Jim Brown	9	2,359	12,312	5.2	80	106	58
2. Franco Harris*	12	2,881	11,950	4.1	75	91	47
3. Walter Payton*	9	2,666	11,625	4.4	76	78	54
4. O. J. Simpson	11	2,404	11,236	4.7	94	61	42
5. John Riggins*	12	2,413	9,436	3.9	66	82	20
6. Jim Taylor	10	1,941	8,597	4.4	84	83	26
7. Joe Perry	14	1,737	8,378	4.8	78	53	22
8. Tony Dorsett*	7	1,834	8,336	4.5	99	53	36
9. Earl Campbell*	6	1,883	8,296	4.4	81	69	39
10. Larry Csonka	11	1,891	8,081	4.3	54	64	20

\*Active in 1984





## Michael Downs ★ 26

**SAFETY** • **RICE** • **4th YEAR**  
**HT: 6-3** • **WT: 205** • **BORN: 6/9/59** • **FA FOR '81**

**PRO:** Michael Downs burst on the scene the same year as Everson Walls, making 1981 a vintage year for Cowboys free agent finds. A starter at free safety since the first game of his rookie season, Downs led the club in solo tackles and finished second in total tackles in 1981. His 13 solo tackles and 15 total stops against Chicago (11/26) were club season highs, and remain career highs for Downs. He also intercepted a pass against Tampa Bay in the playoffs (1/2/82). In 1982 Downs led the team in total tackles, the first defensive back to do so since Cliff Harris in 1976. He also had a team-leading three fumble recoveries, including an 86-yard return for a score at Houston (12/23), second longest in club history. Against Tampa Bay (11/21) he had a club season-high 12 tackles, forced a fumble and recovered another at the two-yard line with five seconds left to preserve a victory, earning Pro Football Weekly's defensive player of the week award. Last season he finished third in tackles, led the team with three forced fumbles and tied Walls for third in interceptions with four. All four interceptions came in the final five games of the season. Downs also returned a fumbled kickoff 10 yards for a touchdown against the Giants (9/18). "Michael can only get better as he gets more experience," Tom Landry says. "He's got the ability to be in the Pro Bowl. He's got good range and good coverage on tight ends, so he could probably play strong safety if he had to." A pinched nerve in Downs' neck hampered his play as a senior at Rice, the main reason he wasn't drafted. He's missed one game as a pro, the second of his rookie year with a pulled hamstring. **GAMES: 1981 (15), 1982 (9), 1983 (16). Total — 40.**

**COLLEGE:** A three-year starter at free safety, Downs intercepted nine passes in his career at Rice, including three in one game (TCU) in 1978. He was a senior co-captain.

**PERSONAL:** Dallas native Michael Lynn Downs attended South Oak

### DOWN'S' COWBOYS TOTALS

Year	Pass Interceptions				Long TD	Year	Opponents' Fumbles Recovered				
	No.	Yds.	Avg.	Long TD			No.	Yds.	Avg.	Long TD	
1981	7	81	11.6	21	0	1981	1	0	0.0	0	0
1982	1	22	22.0	22	0	1982	3	87	29.0	86	1
1983	4	80	20.0	28	0	1983	2	10	5.0	10	1
<b>TOTALS</b>	<b>12</b>	<b>183</b>	<b>15.3</b>	<b>28</b>	<b>0</b>	<b>TOTALS</b>	<b>6</b>	<b>97</b>	<b>16.2</b>	<b>86</b>	<b>2</b>

### Tackles — QB Traps

Year	Solo	Ast.	Tot.	Tps.
1981	72	38	110	0
1982	49	21	70	1
1983	76	35	111	1½
<b>TOTALS</b>	<b>197</b>	<b>94</b>	<b>291</b>	<b>2½</b>

## DOWNS, Cont.

Cliff High, the same school which produced former teammate Harvey Martin. Downs earned undergraduate degrees from Rice in business, political science and physical education. He owns an American Speedy Printing franchise in Dallas and has worked in youth marketing for the Dr Pepper Co. of Dallas. Michael and wife Vanessa live in Dallas.

## John Dutton ★ 78

**DEFENSIVE TACKLE • NEBRASKA • 11th YEAR**  
**HT: 6-7 • WT: 264 • BORN: 2/6/51 • TRADE, BALT., '79**

**PRO:** A top defensive end his first six NFL seasons, former Baltimore Colts' All-Pro John Dutton was switched to left tackle in 1980, his second season in Dallas following a 1979 trade. Dutton spent 1980 learning his new position while sharing it with starter Larry Cole. Cole retired after the '80 season and Dutton took command of the position in 1981, turning in a fine performance. "John came along very well in 1981 at tackle, and it was one of the keys to our defensive improvement," Tom Landry says. Dutton's absence from the NFC Championship Game in San Francisco because of a bruised thigh was considered a major blow to Dallas. Injuries hampered Dutton in 1982. He underwent surgery on his damaged thigh following that season and rebounded last year with a fine performance, playing mostly against the run. The Cowboys obtained Dutton from Baltimore on the Oct. 9, 1979 trading deadline to help plug holes left by the retirements of Ed Jones and Jethro Pugh. Dallas gave up first and second-round draft choices to acquire the three-time Pro Bowl selection. A right end at Baltimore, Dutton played left end in '79 and was moved to tackle in 1980 when Too Tall returned from boxing. John scored his first NFL touchdown in '80 on a 38-yard interception return against Giants QB Scott Brunner (10/5). Chosen by the Colts in the first round of the '74 draft, the fifth pick overall (Too Tall was first), Dutton was a consensus all-rookie selection. In '75 he led the Colts in QB traps with a career-high 17, was selected to the Pro Bowl for the first of three straight years and was named to the AP and UPI All-AFC teams. The following season Dutton reached All-Pro status, leading his club in QB traps again and being named All-Pro by AP and All-AFC by UPI. He was named to the Pro Bowl and UPI's All-AFC team again in '77. GAMES: 1974 (14-Balt.), 1975 (14-Balt.), 1976 (14-Balt.), 1977 (12-Balt.), 1978 (14-Balt.), 1979 (8), 1980 (16), 1981 (16), 1982 (9), 1983 (16). Total — 133 (65-Dallas).

**COLLEGE:** A two-year starter and senior captain, Dutton was a consensus All-America in 1973. He played in two Orange Bowls and one Cotton Bowl with Nebraska. The Cornhuskers won the national championship in his sophomore season. John also threw the discus for the Nebraska track team.



## DUTTON, Cont.

**PERSONAL:** John Owen Dutton and wife Ginny live in Dallas with son Mason (8/4/79) and daughter Hayden Lee (8/21/83). They also own 80 acres in Lincoln, Neb. Ginny, a ballet dancer, studied under reknowned Edward Villela. John grew up in Rapid City, S.D., and attracted more scholarship offers for basketball than football. He has a degree in business administration.

### DUTTON'S COLTS TOTALS

Opponents' Fumbles Recovered					Tackles — QB Traps					
Year	No.	Yds.	Avg.	Long	TD	Year	Solo	Ast.	Tot.	Tps.
1974	1	0	0.0	0	0	1974	79	NA	79	5
1975	1	0	0.0	0	0	1975	73	17	90	17
1977	1	0	0.0	0	0	1976	62	11	73	13
1978	3	10	3.3	10	0	1977	26	13	39	6
<b>TOTALS</b>	<b>6</b>	<b>10</b>	<b>1.7</b>	<b>10</b>	<b>0</b>	1978	98	17	115	6
						<b>TOTALS</b>	<b>338</b>	<b>58</b>	<b>396</b>	<b>47</b>

### DUTTON'S COWBOYS TOTALS

Opponents' Fumbles Recovered					Tackles — QB Traps					
Year	No.	Yds.	Avg.	Long	TD	Year	Solo	Ast.	Tot.	Tps.
1980	2	0	0.0	0	0	1979	14	11	25	1
1983	1	0	0.0	0	0	1980	31	21	52	3½
<b>TOTALS</b>	<b>3</b>	<b>0</b>	<b>0.0</b>	<b>0</b>	<b>0</b>	1981	44	37	81	4½
						1982	18	20	38	2
						1983	40	31	71	4½
						<b>TOTALS</b>	<b>147</b>	<b>120</b>	<b>267</b>	<b>15½</b>

Pass Interceptions					
Year	No.	Yds.	Avg.	Long	TD
1980	1	38	38.0	38	1



## Ron Fellows ★ 27

**CORNERBACK • MISSOURI • 4th YEAR**  
**HT: 6-0 • WT: 178 • BORN: 11/7/58 • D-7A FOR '81**

**PRO:** A regular on passing downs at right cornerback since the 11th game of his rookie year, Ron Fellows entered the 1984 season with a chance to win the starting job. The position opened with the switch of Dennis Thurman from right corner to safety. Fellows turned in an exceptional performance in 1983, including three of the biggest plays of the year, to gain recognition as one of the top "extra" defensive backs in the league. His five interceptions were second on the club to Thurman's six. Ron's first career pickoff came late in the season-opener at Washington (9/5) to set up the winning touchdown in a dramatic comeback victory. Against New Orleans (9/25) he returned a blocked field goal 62 yards for a fourth-quarter touchdown to help Dallas rally to a 21-20 triumph, his first NFL TD and the Cowboys' first return of a FG attempt for a score in 19 years. The following week at Minnesota (10/2) he intercepted two passes, including one for a 58-yard go-ahead touchdown in the third quarter, and returned four kickoffs for 109 yards, including a 53-yarder, the Cowboys' longest since 1979. His total return yardage for the game was 188 yards. Ron tied a club record last year with 43 kickoff returns. He led the team in punt and kickoff returns in 1982. "Ron Fellows is a very



## FELLOWS, Cont.

talented player," Tom Landry says. "He may be our quickest athlete. He can cover receivers all over the field and he returns kicks well. He's very valuable to us." Obtained with a draft choice from Tampa Bay for defensive end Dave Stalls, Fellows was converted to cornerback by the Cowboys after leading the University of Missouri in receiving in 1980. He played at Missouri with current teammates Kurt Petersen and Howard Richards. The leanest member of the team, Ron is called "Bird" by teammates. GAMES: 1981 (16), 1982 (9), 1983 (16). Total — 41.

**COLLEGE:** Fellows played cornerback at Butler, Kan., Community College. He transferred to Missouri and moved to offense midway through his junior year of '79. In '80 he led the Tigers with 33 catches for 586 yards and four TDs. He was chosen Big Eight player of the week after catching six passes for 99 yards against Iowa State. Fellows was a hurdler in junior college.

**PERSONAL:** Ronald Lee Fellows, a native of South Bend, Ind., studied elementary education at Missouri. He and wife Lillie live in Dallas where they operate a fashion jewelry business for the Diamite Corporation.

### FELLOWS' COWBOYS TOTALS

Punt Returns					Kickoff Returns				
Year	No.	Yds.	Avg.	Long TD	Year	No.	Yds.	Avg.	Long TD
1981	11	44	4.4	10 0	1981	8	170	21.3	31 0
1982	25	189	7.6	17 0	1982	16	359	22.4	35 0
1983	10	75	7.5	14 0	1983	43	855	19.9	53 0
TOTALS	46	308	6.7	17 0	TOTALS	67	1384	20.7	53 0

Opponents' Fumbles Recovered					Tackles — QB Traps			
Year	No.	Yds.	Avg.	Long TD	Year	Solo	Ast.	Tot. — Tps.
1983	1	0	0.0	0 0	1981	6	1	7 — 0
					1982	5	5	10 — 0
					1983	23	1	24 — 0
					TOTALS	34	7	41 — 0

Field Goal Attempts Returned				
Year	No.	Yds.	Avg.	Long TD
1983	1	62	62.0	62 1

## Mike Hegman ★ 58

**LINEBACKER • TENNESSEE STATE • 9th YEAR**  
**HT: 6-1 • WT: 231 • BORN: 1/17/53 • D-7 FOR '75**

**PRO:** Mike Hegman became the starting left (strongside) linebacker in November 1979 when Thomas Henderson was released with four games left in the season. A specialist in stopping the run, Hegman won the starting job outright in 1980 and played "extremely well all season," according to Tom Landry. Highlights included a recovered fumble in the end zone for a touchdown at Philadelphia



(Continued on next page)

## HEGMAN, Cont.

(10/19) and two interceptions against Seattle (11/27). Mike suffered a dislocated elbow in the playoff opener and missed the final two playoff games. After a fine '81 training camp, bad luck struck again when Hegman broke a bone in his right forearm in the season opener at Washington (9/6). He missed the next five games after having played in 77 straight, but returned to start the final nine plus two playoff games. Mike started every game in 1982 and '83. Last year he returned a fumble nine yards for a touchdown to put Dallas ahead of the Raiders in the fourth quarter (10/23). "Mike's the kind of player who doesn't make many mistakes and he's got great football instincts," says linebackers coach Jerry Tubbs. The best evidence of those instincts came in Super Bowl XIII when Hegman swiped the ball from Pittsburgh's Terry Bradshaw and raced 37 yards for a second-quarter touchdown.

**COLLEGE:** Hegman transferred from Alabama A&M and made Tennessee State's football team as a walk-on. He played middle linebacker on State's 10-0 1973 team, led the club in tackles in '74 and played on the same defense with Ed "Too Tall" Jones.

**PERSONAL:** A native of Memphis (Northside High), Michael William Hegman has a degree from Tennessee State in physical education. Mike has participated in fund-raising events for St. Jude's Children's Hospital in Memphis, the Special Olympics and the Muscular Dystrophy Association. He has a daughter, Mikia (8/22/76).

### HEGMAN'S COWBOYS TOTALS

Pass Interceptions				
Year	No.	Yds.	Avg.	Long TD
1977	1	0	0.0	0 0
1980	2	2	1.0	2 0
TOTALS	3	2	0.7	2 0

Opponents' Fumbles Recovered				
Year	No.	Yds.	Avg.	Long TD
1978	2	0	0.0	0 0
1980	1	0	0.0	0 1
1983	1	9	9.0	9 1
TOTALS	4	9	2.3	9 2

Tackles — QB Traps			
Year	Solo	Ast.	Tot. — Tps.
1977	8	10	18 — 0
1978	25	19	44 — 2
1979	20	23	43 — 0
1980	63	22	85 — 3
1981	30	19	49 — 0
1982	24	22	46 — 1½
1983	42	29	71 — 1
TOTALS	212	144	356 — 7½



## Rod Hill ★ 25

**CORNERBACK • KENTUCKY STATE • 3rd YEAR**  
**HT: 6-0 • WT: 193 • BORN: 3/14/59 • D-1 FOR '82**

**PRO:** The Cowboys pulled the surprise of the 1982 draft when they selected little-known speedster Rod Hill with the 26th pick of the first round. "We picked him strictly on athletic ability, speed and movement, and he hasn't disappointed us there," Tom Landry says. "He made a lot of improvement last year, but he still needs time to

## R. HILL, Cont.

develop because he came from a small school and didn't play against the top competition. He has the qualities that in the long run could make him a great player." Rod had an excellent training camp in 1983. He began the '84 season with an opportunity to win the starting right cornerback position vacated by Dennis Thurman's move to safety. The highlight of Hill's rookie season was an 89-yard kickoff return to set up a crucial field goal in the 37-26 playoff victory over Green Bay (1/16/83). The return tied Hill with Nat Moore for the second longest kickoff runback in NFL playoff history. He also blocked an extra point attempt in that game. Rod got his first NFL interception last year at Minnesota (10/2). GAMES: 1982 (9), 1983 (14). Total — 23.

**COLLEGE:** Hill transferred to Kentucky State from Iowa where he was a wide receiver. The first Kentucky State player ever drafted in the first round, Hill was a nationally ranked kickoff and punt return specialist in addition to intercepting eight passes for 213 yards in his career. He was an NAIA honorable mention All-America in 1979, an NAIA second-team All-America and AP honorable mention Little All-America in 1980, and a Sporting News honorable mention All-America in 1981.

**PERSONAL:** Detroit native (Martin Luther King High School) Rodrick Hill studied economics and computer science in college. Rod has spoken at Dallas and Detroit area schools on the importance of education. He enjoys playing Pac-Man and doing Richard Pryor impressions. Rod and wife Kim live in Richardson, Texas.

### HILL'S COWBOYS TOTALS

Opponents' Fumbles Recovered					Punt Returns				
Year	No.	Yds.	Avg.	Long TD	Year	No.	Yds.	Avg.	Long TD
1982	1	0	0.0	0 0	1982	4	39	9.8	26 0
1983	1	0	0.0	0 0	1983	30	232	7.7	37 0
TOTALS	2	0	0.0	0 0	TOTALS	34	271	8.0	37 0

Kickoff Returns					Pass Interceptions				
Year	No.	Yds.	Avg.	Long TD	Year	No.	Yds.	Avg.	Long TD
1983	13	243	18.7	40 0	1983	2	12	6.0	12 0

Tackles — QB Traps				
Year	Solo	Ast.	Tot.	Tps.
1983	4	8	12	0



## Tony Hill ★ 80

**WIDE RECEIVER • STANFORD • 8th YEAR**  
**HT: 6-2 • WT: 198 • BORN: 6/23/56 • D-3A FOR '77**

**PRO:** A player of extraordinary talent, Tony Hill has led the Cowboys in receiving yardage in each of the past six seasons and is the club's third all-time leading receiver behind Drew Pearson and Bob Hayes. Hill and Hayes are the only Cowboys receivers to compile back-to-back 1,000-yard seasons. Injuries in 1981 and '83 and the players'

## T. HILL, Cont.

strike in '82 ruined Hill's chances to become the first Dallas receiver with three 1,000-yard seasons. "Tony is our big-play man," Tom Landry says. "He has that ability to make the key play. He threatens the defense because he has the excellent burst of speed to get under a ball that's deep. He's a very explosive player, the type who can turn a short play into a big play in a hurry." In six seasons as a starter the two-time Pro Bowl selection (1978-79) has caught 25 passes of 40 yards or longer and more touchdown passes (36) than any other Dallas receiver. In last year's season-opener at Washington (9/5) Tony caught touchdown passes of 75 and 51 yards to spark the Cowboys from a 23-3 halftime deficit to a 31-30 victory. His streak of playing in 90 straight games was broken after he bruised a foot against the Giants (9/18). Hill set a club playoff record with nine receptions in the NFC Wild Card loss to the Rams (12/26). Tony has made

(Continued on next page)

### HILL'S COWBOYS TOTALS

Receiving					Punt Returns				
Year	No.	Yds.	Avg.	Long TD	Year	No.	Yds.	Avg.	Long TD
1977	2	21	10.5	12 0	1977	10	124	12.4	29 0
1978	46	823	17.9	54 6	1978	11	101	9.2	20 0
1979	60	1062	17.7	75 10	1979	6	43	7.2	12 0
1980	60	1055	17.6	58 8	TOTALS	27	268	9.9	29 0
1981	46	953	20.7	63 4					
1982	35	526	15.0	47 1	Rushing				
1983	49	801	16.4	75 7	Year	Att.	Yds.	Avg.	Long TD
TOTALS	298	5241	17.6	75 32	1978	3	17	5.7	14 0
					1979	2	18	9.0	12 0
					1980	4	27	6.8	15 0
					1981	1	-3	-3.0	-3 0
					1982	1	22	22.0	22 0
					1983	1	2	2.0	2 0
					TOTALS	12	83	6.9	22 0

Kickoff Returns					Passing								
Year	No.	Yds.	Avg.	Long TD	Year	Att.	Comp.	Yds.	Pct.	Int.	Avg Gn.	TD	Rating
1977	3	64	21.3	29 0	1978	1	0	0	0	0	0.0	0	0.0
1979	1	32	32.0	32 0									
TOTALS	4	96	24.0	32 0									

### SINGLE-GAME CAREER HIGHS

**Regular Season**  
 Recept. — 8 (tw., 1st. 9/19/82 @ St. L.)  
 Yds. Rec.—213 (11/12/79 vs. Phila.)  
 Lg. Recept. — 75t (twice, last 9/5/83 @ Wash.)  
 TD Recept.— 2 (7 times, last 10/30/83 @ Giants)

**Playoffs**  
 Recept. — 9 (12/26/83 vs. Rams)  
 Yds. Rec. — 142 (1/16/83 vs. G. Bay)  
 Lg. Recept. — 49 (1/16/83 vs. G. Bay)  
 TD Recept.— 1 (3 times, last 12/26/83 vs. Rams)

### HILL'S 100-YARD GAMES

Date	Opponent	No.	Yds.	Lg.	TD	Date	Opponent	No.	Yds.	Lg.	TD
10/8/78	Giant's	7	112	30t	2	10/25/81	Miami	5	106	38	0
9/2/79	@ St. Louis	5	113	44	1	11/1	@ Phila.	6	121	30	0
11/12	Phila.	7	213	75t	2	11/26	Chicago	4	117	55	0
12/16	Washington	8	113	21	1	9/13/82	Pittsburgh	6	130	45t	1
9/14/80	@ Denver	5	117	36t	2	9/19	@ St. Louis	8	101	32	0
11/16	St. Louis	7	126	58t	1	*1/16/83	Green Bay	7	142	49	0
12/15	@ L. A.	6	121	36t	1	9/5/83	@ Wash.	3	133	75t	2
12/21	Phila.	4	110	36	1	10/30	@ Giants	5	106	58t	2
						*12/26	vs. Rams	9	115	23	1

## T. HILL, Cont.

three memorable game-winning catches. In '79 his 22-yard quick screen with two minutes left beat Chicago (9/16) and an eight-yarder with 39 seconds remaining clinched the NFC East title for Dallas in a dramatic comeback victory over Washington (12/16). His 28-yard scoring catch with 45 seconds left lifted the Cowboys over St. Louis in 1980 (11/2). Hill was obtained with a draft choice acquired from Philadelphia in 1975 for former All-Pro guard John Niland. GAMES: 1977 (14), 1978 (16), 1979 (16), 1980 (16), 1981 (16), 1982 (9), 1983 (12). Total — 99.

**COLLEGE:** Hill broke all of former 49ers All-Pro Gene Washington's receiving records at Stanford. Tony caught 140 passes in four years for 2,225 yards and 18 touchdowns, including 55 catches for 916 yards in 1975.

**PERSONAL:** Leroy Anthony Hill, Jr., serves as chairman of the Dallas chapter of the Juvenile Diabetes Foundation. In 1981 he started the Tony Hill Sports Camp for underprivileged children in his Long Beach, Calif., hometown. Tony was a quarterback at Long Beach Polytechnic High School. In 1978 Long Beach honored Tony as its athlete of the year. Tony has a degree from Stanford in political science. He owns Tony Hill's Cowboy Catfish Restaurant in Garland, Texas, and is involved in the condominium business in California.

## Gary Hogeboom ★ 14

**QUARTERBACK • CENTRAL MICHIGAN • 5th YEAR**  
**HT: 6-4 • WT: 200 • BORN: 8/21/58 • D-5 FOR '80**

**PRO:** The big question confronting the Cowboys as they entered the 1984 season concerned the starting quarterback position. Would it be incumbent Danny White or challenger Gary Hogeboom? The issue reflected much more on the high regard held for Hogeboom's potential than on any deficiencies in Danny White. "Gary is trying his best to move into the starting role," Tom Landry says. "He's a competitor, he wants to play badly, and I can't blame him for that. We have a very competitive situation and that's not bad. Gary has a very strong arm, a quick delivery and good size." Hogeboom made his most impressive showing two seasons ago in the NFC Championship Game at Washington (1/23/83) when he relieved a KO'd White with 19 seconds left in the first half. Gary converted his first six third-down chances and finished with 14 completions in 29 attempts for 162 yards and two touchdowns, six yards to Drew Pearson and 23 to Butch Johnson. Two interceptions, however, spoiled Hogeboom's valiant effort at leading a Dallas comeback. Last year in preseason Gary performed extremely well, completing 42-of-74 passes for 475 yards and four touchdowns (three interceptions). He directed fourth-



## HOGEBOOM, Cont.

quarter comeback victories over Miami and Houston and looked sharp against the Rams in his first starting assignment. His 77.1 preseason rating topped White's 73.7. In '82 preseason he completed 20-of-36 passes for 297 yards and two touchdowns (three interceptions). He saw his first preseason action at QB in '81, completing 7-of-14 for 78 yards and one touchdown, an 18-yard strike to Doug Donley, against Houston (8/29). Hogeboom appeared at quarterback in regular season for the first time at Baltimore in '81 (12/6), handing off three times to end the game. He slipped into two games his rookie season on special teams. He won the roster spot vacated by Roger Staubach, who retired prior to the 1980 season. GAMES: 1980 (2), 1981 (1), 1982 (4), 1983 (6). Total — 13.

**COLLEGE:** Hogeboom led Central Michigan to its first conference championship and was named Mid-American Conference player of the year in 1979. He guided Central to a 19-2-1 record in two years as a starter and of his 28 career starts Central won 24. He passed for 3,088 yards (208-of-395, 53 percent) and 19 touchdowns, and he rushed for 957 yards and 16 TDs. He set the school career total offense record of 4,045 yards.

**PERSONAL:** Gary Keith Hogeboom (HOAG-ih-boom) lives in McKinney, Texas, with wife Kristi and daughter Heidi Jo (11/30/82). Gary attended Northview High School in his hometown of Grand Rapids, Mich. He is a partner in a real estate development firm in Sachse, Texas. He owns six horses. He has helped promote the Special Olympics and Wish with Wings, Inc., which works with terminally ill children.

### HOGEBOOM'S COWBOYS TOTALS

#### Rushing

Year	Att.	Yds.	Avg.	Long	TD
1982	3	0	0.0	0	0
1983	6	-10	-1.7	-1	0
TOTALS	9	-10	-1.1	-1	0

#### Passing

Year	Att.	Comp.	Yds.	Pct.	Int.	Avg. Gn.	Long	TD	Tkld/Lst	Rtng.
1982	8	3	45	37.5	1	5.63	26	0	0/0	—
1983	17	11	161	64.7	1	9.47	24	1	0/0	90.6
TOTALS	25	14	206	56.0	2	8.24	26	1	0/0	63.1



## Jim Jeffcoat ★ 77

**DEFENSIVE END • ARIZONA STATE • 2nd YEAR**  
**HT: 6-5 • WT: 264 • BORN: 4/1/61 • D-1 FOR '83**

**PRO:** The Cowboys selected Jim Jeffcoat with the 23rd pick of the 1983 draft. Bringing youth to an area of the team dominated by veteran stars, Jeffcoat contributed mostly on special teams as a rookie while learning the intricacies of the "flex" defense. He got the

## JEFFCOAT, Cont.

first two QB traps of his career against Kansas City (11/20) in one of his brief appearances at defensive end. Looking toward the '84 season, Jeffcoat geared himself to compete for retired Harvey Martin's starting right end position. "Jeffcoat shows the ability we look for — the quickness, size and determination," Tom Landry says. "For him, it's going to be a matter of learning to pass-rush and getting a little experience so he plays the defense well. He'll be a factor in the future." Like any No. 1 draft choice, Jeffcoat understands the pressure on him to produce. Defensive line coach Ernie Stautner is happy with the way his pupil has responded so far. "He's very enthusiastic," Ernie says. "He's putting pressure on himself. He wants to prove he was worth a number one pick. That's a positive sign." GAMES: 1983 (16).

**COLLEGE:** A three-year starter, Jeffcoat earned first-team All-Pac 10 and honorable mention All-America honors after anchoring the 1982 ASU defense that led the nation. He was named the outstanding defensive player in Arizona State's 1983 Fiesta Bowl victory over Oklahoma after making 16 tackles, causing one fumble and getting a QB sack.

**PERSONAL:** Cliffwood, N.J., native James Wilson Jeffcoat, Jr., earned high school All-America honors at Matawan Regional High and also lettered in wrestling. He is one of seven children in his family. Jim graduated from ASU with a degree in communications. His hobbies are aerobic dancing and fishing.

### JEFFCOAT'S COWBOYS TOTALS

#### Tackles — QB Traps

Year	Solo	Ast.	Tot.	Tps.
1983	3	0	3	2

## Ed Jones ★ 72

**DEFENSIVE END • TENNESSEE STATE • 10th YEAR**  
**HT: 6-9 • WT: 275 • BORN: 2/23/51 • D-1A FOR '74**

**PRO:** The football career of Ed "Too Tall" Jones now soars where most thought it would after the Cowboys made him the first selection in the 1974 NFL draft. Since re-signing with the Cowboys on July 8, 1980 after spending 1979 as a professional boxer, Jones has become a dominant player. He was voted to the Pro Bowl the past three years and was named All-Pro in '81 by NEA and in '82 by AP. Last season he was an AP and NEA second-team All-Pro choice and a UPI and Pro Football Weekly All-NFC selection. Too Tall got his fourth career interception last year, against New Orleans (12/19), and continued to use his great size to knock down passes with regularity. He batted down a career-high 12 pass attempts in 1983, giving him 35 in the past four seasons (11 in '80, 10 in '81, 2 in '82). He also





## E. JONES, Cont.

blocked a field goal against the Saints (9/25) that Ron Fellows returned for a fourth-quarter touchdown. In '82 Jones caused the fumble that resulted in Michael Downs' 86-yard touchdown return at Houston (12/13). In '81 Too Tall led the club in fumble recoveries for the second straight year and was voted the team defensive MVP by the Dallas media in seven of 13 victories. He also blocked an extra point attempt which set up a 10-9 victory over Chicago (11/26). Too Tall rises to his most awesome heights in the playoffs, especially in '77 and '78 when Dallas went to the Super Bowl. Jones had 23 tackles, two QB traps, two batted-down passes and two forced fumbles in the '77 playoffs, 19 tackles, two sacks and a fumble recovery in the '78 playoffs. In a divisional playoff after the '81 season he knocked down one pass and intercepted another against Tampa Bay (1/2/82). The Cowboys obtained the rights to draft Jones from Houston in '74 for defensive end Tody Smith and wide receiver Billy Parks. The Cowboys also got Danny White with a draft choice from that deal. Too Tall started his career at weakside (right) defensive end and made the all-rookie team. In his second season he swapped positions with Harvey Martin and became a left end. Jones has not missed a game in his career. GAMES: 1974 (14), 1975 (14), 1976 (14), 1977 (14), 1978 (16), 1979 (DNP), 1980 (16), 1981 (16), 1982 (9), 1983 (16). Total — 129.

**COLLEGE:** Jones was a two-time All-America at Tennessee State where he also played two seasons of basketball. A college teammate dubbed him "Too Tall." Jones did not begin playing football until his senior year at Merry High in Jackson, Tenn.

**PERSONAL:** Edward Lee Jones, a native of Jackson, Tenn., is a partner in Dallas-based Imperial Investors. He has a degree in health and physical education. The multi-talented Jones has appeared in two movies and made a guest appearance on the TV comedy "Diff'rent Strokes." He enjoys singing rhythm and blues and has released a record. He has been active in promoting the Special Olympics and other charity causes.

### JONES' COWBOYS TOTALS

Opponents' Fumbles Recovered					Tackles — QB Traps				
Year	No.	Yds.	Avg.	Long TD	Year	Solo	Ast.	Tot.	Tps.
1975	1	0	0.0	0 0	1974	33	16	49	— 3½
1976	1	0	0.0	0 0	1975	40	29	69	— 5
1980	3	0	0.0	0 0	1976	54	29	83	— 5
1981	3	0	0.0	0 0	1977	48	22	70	— 6
1982	1	0	0.0	0 0	1978	43	31	74	— 12
1983	2	0	0.0	0 0	1980	48	34	82	— 8
TOTALS	11	0	0.0	0 0	1981	58	25	83	— 9
					1982	35	11	46	— 6
					1983	49	24	73	— 7
					TOTALS	408	221	629	— 61½

Pass Interceptions				
Year	No.	Yds.	Avg.	Long TD
1975	1	2	2.0	2 0
1982	1	0	0.0	0 0
1983	1	12	12.0	12 0
TOTALS	3	14	4.7	12 0

# James Jones ★ 23



**RUNNING BACK • MISSISSIPPI STATE • 4th YEAR**  
**HT: 5-10 • WT: 199 • BORN: 12/6/58 • D-3B FOR '80**

**PRO:** A knee injury reduced James Jones' playing time the past two seasons to appearances on special teams in five games in 1982 and has put his career in jeopardy. "I don't know if James Jones will be able to play again," Tom Landry says. "If he can, he'll be an excellent addition to our backfield." In 1981 Jones averaged 5.3 yards per carry, tops on the team among running backs. His 59-yard TD run at Baltimore (12/6) was the club's second longest run from scrimmage that season. In the playoffs Jones was the Cowboys' second leading pass receiver with five catches for 32 yards. In his rookie season James made a sparkling debut when he picked up 45 yards on 10 carries in a season-opening victory at Washington (9/8) with Dorsett sidelined periodically by leg cramps. But it was as a kick returner that he made his biggest contribution. Jones set club season records for punt returns (54) and punt return yardage (548), breaking Butch Johnson's previous marks. James' 10.1-yard punt return average was the team's highest since Johnson's 10.9 in 1976 and it ranked fifth best in the NFL and fourth in the NFC. Jones' 22.5-yard kickoff return average was the club's best since Johnson's 24.4 in 1977 and ranked sixth in the NFC. Against the Redskins (11/23) he had a season-high 52-yard punt return to set up a touchdown in a 14-10 victory. Against Los Angeles in the NFC Wild Card Game (12/28) he had 153 yards in kick returns, including a dazzling 43-yard punt return in the first quarter that got the Cowboys rolling. An early-season groin injury hampered his kick returning in '81. **GAMES:** 1980 (16), 1981 (16), 1982 (5), 1983 (IR). Total — 37.

**COLLEGE:** Jones missed the final seven games of his senior year with a knee injury after leading Mississippi State in rushing his junior

*(Continued on next page)*

## JONES' COWBOYS TOTALS

Rushing					Receiving				
Year	No.	Yds.	Avg.	Long TD	Year	No.	Yds.	Avg.	Long TD
1980	41	135	3.4	9 0	1980	5	39	7.8	16 0
1981	34	183	5.3	59 1	1981	6	37	6.2	16 0
TOTALS	75	318	4.2	59 1	TOTALS	11	76	6.9	16 0

Punt Returns					Kickoff Returns				
Year	No.	Yds.	Avg.	Long TD	Year	No.	Yds.	Avg.	Long TD
1980	54	548	10.1	52 0	1980	32	720	22.5	41 0
1981	33	188	5.7	17 0	1981	27	517	19.1	33 0
TOTALS	87	736	8.5	52 0	TOTALS	61	1283	21.0	41 0

## SINGLE-GAME CAREER HIGHS


**Regular Season**  
 Yds. Rsh. — 86 (12/6/81 @ Balt.)  
 Rsh. Atmpt. — 10 (9/8/80 @ Wash.)  
 Lg. Run — 59t (12/6/81 @ Baltimore)  
 TD Rsh. — 1 (12/6/81 @ Baltimore)  
 Recpt. — 2 (9/14/80 @ Denver)  
 Yds. Rec. — 27 (9/14/80 vs. Wash.)

**Playoffs**  
 Yds. Rsh. — 38 (12/28/80 vs. Rams)  
 Rsh. Atmpt. — 9 (1/2/82 vs. T. Bay)  
 Lg. Run — 22 (12/28/80 vs. Rams)  
 TD Rsh. — 1 (1/2/82 vs. Tampa Bay)  
 Recpt. — 3 (1/10/82 v. S. Francisco)  
 Yds. Rec. — 17 (1/10/82 @ S. Fran.)

## J. JONES, Cont.

season with 687 yards (5.3 per carry). In his career Jones rushed for 1,416 yards (5.4 average) and 14 touchdowns, caught 29 passes for 274 yards and three touchdowns, completed 3-of-6 passes for 72 yards and two touchdowns and returned 24 kickoffs for a 21.3-yard average and one TD. He was Academic All-SEC as a junior.

**PERSONAL:** James Jones, Jr., is a native of Starkville, Miss. (Vicksburg High). He studied physical education at Mississippi State and hopes to become a football coach. James is active in the Fellowship of Christian Athletes. He and wife Johnjalyne live in Dallas.



## Angelo King ★ 57



**LINEBACKER • SOUTH CAROLINA STATE • 4th YEAR**  
**HT: 6-1 • WT: 222 • BORN: 2/10/58 • FA FOR '81**

**PRO:** Angelo King fits the mold of the smaller, quicker linebacker needed to cope with today's pass-oriented NFL offenses. King showed potential in his rookie training camp of 1981 but was released on Aug. 25 at the roster cutdown to 50. When Mike Hegman fractured his arm in the season opener at Washington, the door was opened for Angelo's return on Sept. 8. He became a solid special teams performer, including a fumble recovery on a punt that set up the go-ahead touchdown in a victory at New England (9/21). His play was strong enough that when Hegman returned, King stayed. Angelo continued his special teams and reserve linebacking duties the past two years. "Angelo is a good, solid player," Tom Landry says. "He might not impress you that much when you first look at him. The only thing that impresses you is the results. He makes plays. He moves off blocks well. He'll build on that ability." King and teammate Dextor Clinkscale also were teammates for three years at South Carolina State. **GAMES:** 1981 (15), 1982 (9), 1983 (16). Total — 40.

**COLLEGE:** Midway through his freshman year of 1977 King became a starting linebacker at South Carolina State. He went on to become a second-team All-Mid-Eastern Athletic Conference choice in 1978, first-team All-MEAC in 1979 and '80, plus a Black All-America and honorable mention Little All-America in 1980. King blocked six punts in his career, two in '78 and a school-record four in '79.

**PERSONAL:** Angelo Tyrone King, a native of Columbia, S.C. (Columbia High School), obtained his degree from South Carolina State in health and physical education. He has three brothers and two sisters.

### KING'S COWBOYS TOTALS

Year	Opponents' Fumbles Recovered			Tackles — QB Traps		
	No.	Yds.	Avg.	Solo	Asst.	Tps. — Tps.
1981	1	0	0.0	2	2	4 — 0
1982	1	0	0.0	1	0	1 — 0
1983	1	0	0.0	4	5	9 — 0
<b>TOTALS</b>	<b>3</b>	<b>0</b>	<b>0.0</b>	<b>7</b>	<b>7</b>	<b>14 — 0</b>

## Chuck McSwain ★ 35



**RUNNING BACK • CLEMSON • 2nd YEAR**  
**HT: 6-0 • WT: 191 • BORN: 2/21/61 • D-5 FOR '83**

**PRO:** Chuck McSwain has two of the prime ingredients you look for in a running back — speed and quickness. He flashed his potential in spectacular fashion last preseason against Miami (8/6) when he took a swing pass from Gary Hogeboom, cut

## McSWAIN, Cont.

back across the field and outran the Dolphins for a 67-yard touchdown with 1:37 remaining in the game. The Cowboys got the ball back on an onside kick and drove for the winning touchdown, which McSwain scored on a one-yard run with two seconds left, giving Dallas a 20-17 victory. "Speed and quickness — you can't manufacture that. And he has it," says running backs coach Al Lavan. McSwain's rookie season was cut short when he tore a tendon in his right ring finger against the Giants (9/18) on his first kickoff return. He spent the remainder of the season on injured reserve. GAMES: 1983 (1).


**COLLEGE:** McSwain rushed for 2,297 yards and 22 touchdowns on 469 carries in four seasons at Clemson, including a career-best 668 yards and seven scores during the Tigers' 1981 national championship year. McSwain was named the Atlantic Coast Conference rookie of the year in 1979 after rushing for 444 yards and five TDs. In 1981 he gained a career-high 151 yards against South Carolina. He ran the first leg of Clemson's 1980 ACC champion 4 x 100 meter relay team.

**PERSONAL:** Anthony "Chuck" McSwain was born in Rutherford, N.C., and raised in Caroleen, N.C., where he became a high school All-America running back at Chase High. He also played basketball and ran track. In the offseason Chuck returned to Clemson to study toward his degree in industrial education. Chuck's brother Rod, a cornerback, was a 1984 third-round draft choice by Atlanta out of Clemson.

### McSWAIN'S COWBOYS TOTALS

#### Kickoff Returns

Year	No.	Yds.	Avg.	Long	TD
1983	1	17	17.0	17	0



## Jim Miller ★ 3

**PUNTER** • **MISSISSIPPI** • **5th YEAR**  
**HT: 5-11** • **WT: 183** • **BORN: 7/5/57** • **FA FOR '83**

**PRO:** The Cowboys signed Jim Miller, the NFL's only barefooted punter, last Nov. 18 to replace John Warren, the rookie punter who was put on injured reserve after suffering a midseason knee injury. Miller, who was the San Francisco 49ers' punter the previous three seasons, split the punting duties with Danny White down the stretch, Miller handling the kicks inside the 50-yard line. He angled two of his five kicks out of bounds inside the 20. Miller was available after being released in preseason by San Francisco. He was drafted by the 49ers in the third round in 1980 following a brilliant career at Ole Miss. Miller earned All-Rookie honors in 1980. He punted against the Cowboys in the 1981 NFC Championship Game

## MILLER, Cont.

won by the 49ers. Jim finished his career in San Francisco as the club's fourth all-time leading punter. GAMES: 1980 (16-S.F.), 1981 (16-S.F.), 1982 (9-S.F.), 1983 (2). Total — 43 (2-Dallas).

**COLLEGE:** Miller was a consensus All-America in 1979. He averaged 43.4 yards per punt in four seasons at Mississippi and set school career records for most punts (266) and yards (11,549). He was the nation's leading punter as a sophomore in '77 with a 45.9-yard average, an SEC record. He averaged 43.2 in '78 and 44.6 in '79.

**PERSONAL:** James G. Miller is a native of Ripley, Miss., where he and wife Tammy reside in the offseason. Jim attended Ripley High School. Jim has punted barefooted all his life. He says he usually roamed his family farm without shoes as a child and got used to kicking barefooted. He did kick a few wearing a shoe for the 49ers in 1982.

### MILLER'S 49ERS STATISTICS

#### Punting

Year	No.	Yds.	Avg.	Long	Blk.
1980	77	3152	40.9	65	0
1981	93	3858	41.5	65	0
1982	44	1676	38.1	80	1
TOTALS	214	8686	40.6	80	1

### MILLER'S COWBOYS STATISTICS

#### Punting

Year	No.	Yds.	Avg.	Long	Blk.
1983	5	178	35.6	43	0

## MILLER NFL MAN OF THE YEAR AWARD

The NFL Man of the Year program honors NFL players who have contributed as outstanding citizens of their communities as well as to their teams on the field. The program began in 1970, was discontinued from 1977-79 and was reactivated by the Miller Brewing Company in 1980. Miller has established an annual \$36,000 scholarship fund to be distributed in the names of the leading vote-getters from each of the 28 NFL teams. Dallas Cowboys NFL Man of the Year winners have been:

1983 - Danny White

1976 - Roger Staubach

1982 - Billy Joe DuPree

1975 - Roger Staubach

1981 - D. D. Lewis

1973 - Calvin Hill

1980 - Drew Pearson

# NFL Regular-Season Cumulative Records

\*1960-83

	W	L	T	Pct
1. L.A. Raiders	215	115	11	.647
2. Dallas	214	119	6	.640
3. Miami (1966)	157	96	4	.619
4. Cleveland	193	139	7	.580
5. L.A. Rams	189	139	11	.574
6. Minnesota (1961)	180	138	9	.564
7. Green Bay	179	148	12	.546
8. Baltimore	181	152	6	.543
9. Pittsburgh	178	153	8	.537
10. San Diego	177	153	11	.535
11. Washington	173	155	11	.527
12. Kansas City	173	158	10	.522
13. Detroit	162	163	14	.499
14. Cincinnati (1968)	113	115	1	.496
15. St. Louis	161	165	13	.494
16. Chicago	156	176	7	.471
17. New England	154	178	9	.465
18. San Francisco	149	181	9	.453
19. Houston	151	184	6	.452
20. N.Y. Jets	150	184	7	.450
21. Buffalo	149	184	8	.449
22. Philadelphia	143	187	9	.435
23. Denver	143	189	9	.433
24. N.Y. Giants	139	192	8	.422
25. Seattle (1976)	48	69	0	.410
26. Atlanta (1966)	103	150	4	.409
27. Tampa Bay (1976)	38	78	1	.329
28. New Orleans (1967)	71	167	5	.303

\*Cowboys First Season

†1966-83

	W	L	T	Pct
1. Dallas	189	66	2	.739
2. L.A. Raiders	183	66	8	.728
3. L.A. Rams	166	84	7	.660
4. Miami	157	96	4	.619
5. Minnesota	155	96	6	.615
6. Washington	151	100	6	.599
7. Pittsburgh	144	109	4	.568
8. Cleveland	139	115	3	.547
9. Baltimore	130	122	5	.516
10. Kansas City	129	122	6	.514
11. Cincinnati (1968)	113	115	1	.496
12. San Diego	123	127	7	.492
13. St. Louis	121	127	9	.488
14. Denver	121	130	6	.483
15. Detroit	118	130	9	.477
16. Green Bay	118	130	9	.477
17. San Francisco	116	134	7	.465
18. N.Y. Jets	116	137	4	.459
19. New England	110	144	3	.434
20. Philadelphia	107	144	6	.428
21. Houston	106	146	5	.422
22. Chicago	104	149	4	.413
23. Seattle (1976)	48	69	0	.410
24. Atlanta	103	150	4	.409
25. Buffalo	102	151	4	.405
26. N.Y. Giants	91	163	3	.360
27. Tampa Bay (1976)	38	78	1	.329
28. New Orleans (1967)	71	167	5	.303

†Cowboys First Winning Season





# Timmy Newsome ★ 30

**RUNNING BACK • WINSTON-SALEM STATE • 5th YEAR  
HT: 6-1 • WT: 235 • BORN: 5/17/58 • D-6 FOR '80**



**PRO:** Although built like a fullback, Timmy Newsome possesses the speed and elusive running style of a tailback. After watching him struggle for two years at fullback, the Cowboys switched the talented young player to the running back position in 1982 training camp. After initially balking at the move, Newsome has thrived at his new position. "Timmy has played very well for us in the talback role," Tom Landry says. "He gives us solid depth." Newsome is pound-for-pound the strongest man on the team, according to conditioning coach

*(Continued on next page)*

## NFL Regular-Season Cumulative Records (Cont.)

1970-83					1980-83				
	W	L	T	Pct		W	L	T	Pct
1. Dallas	147	54	0	.731	1. Dallas	42	15	0	.737
2. Miami	142	57	2	.711	2. Miami	38	18	1	.675
3. L.A. Raiders	138	57	6	.702	3. L.A. Raiders	38	19	0	.667
4. Pittsburgh	132	68	1	.659	4. Washington	36	21	0	.632
5. Minnesota	128	71	2	.642	5. Buffalo	33	24	0	.579
6. L.A. Rams	126	71	4	.637	6. Pittsburgh	33	24	0	.579
7. Washington	127	73	1	.634	7. San Diego	33	24	0	.579
8. Denver	104	92	5	.530	8. Cincinnati	32	25	0	.561
9. Cincinnati	106	95	0	.527	9. San Francisco	32	25	0	.561
10. Cleveland	101	98	2	.508	10. Atlanta	31	26	0	.544
11. Detroit	96	102	3	.485	11. Detroit	30	27	0	.526
12. St. Louis	94	102	5	.480	12. Philadelphia	30	27	0	.526
13. San Diego	91	105	5	.465	13. Cleveland	29	28	0	.509
14. San Francisco	92	107	2	.463	14. Denver	29	28	0	.509
15. Atlanta	91	107	3	.460	15. Minnesota	29	28	0	.509
16. New England	91	110	0	.453	16. L.A. Rams	28	29	0	.491
17. Baltimore	89	110	2	.448	17. N.Y. Jets	27	29	1	.483
18. Kansas City	86	110	5	.440	18. Green Bay	26	29	2	.474
19. Philadelphia	86	111	4	.438	19. Kansas City	26	31	0	.456
20. Green Bay	83	111	7	.430	20. St. Louis	25	31	1	.447
21. Buffalo	84	115	2	.423	21. New England	25	32	0	.439
22. Chicago	84	116	1	.420	22. Chicago	24	33	0	.421
23. Seattle (1976)	48	69	0	.410	23. Seattle	23	34	0	.404
24. Houston	81	118	2	.408	24. Tampa Bay	21	35	1	.377
25. N.Y. Jets	81	119	1	.406	25. Houston	21	36	0	.368
26. N.Y. Giants	70	129	2	.353	26. N.Y. Giants	20	36	1	.360
27. Tampa Bay (1976)	38	78	1	.329	27. New Orleans	17	40	0	.298
28. New Orleans	59	138	4	.304	28. Baltimore	16	40	1	.290

\*Cowboys' playoff record is 20-15.

## NEWSOME, Cont.

Bob Ward. He can bench-press 430 pounds and is a fine receiver. In his limited amount of playing time Newsome has shown a knack for making big plays. In a 1982 victory at Washington (12/5) he broke tackles on an outstanding 18-yard scoring run. The following week at Houston on Monday Night Football (12/13) Timmy caught one pass for a 43-yard gain and another for a spectacular 46-yard touchdown on which he slipped one tackle and broke three others. In a playoff victory over Green Bay (1/16/83) he caught a career-high seven passes for 70 yards and also scored on a two-yard run while sharing fullback duties with Robert Newhouse for injured Ron Springs. Last year against Tampa Bay (10/9) Newsome turned a short pass into a 52-yard touchdown with 47 seconds left to send the game into overtime. The Cowboys won in overtime. Timmy had career season highs in rushing, receiving and touchdowns in 1983. He was the 162nd player selected in the 1980 draft. GAMES: 1980 (16), 1981 (15), 1982 (9), 1983 (16). Total — 56.

**COLLEGE:** Newsome was a two-time NAIA first-team All-America and was voted 1979 player of the year by the Central Intercollegiate Athletic Association (CIAA) coaches. In four years at Winston-Salem, Newsome rushed for 3,843 yards (6.1 per carry) and 38 touchdowns. He was the CIAA's leading rusher and scorer in 1977, '78 and 79.

**PERSONAL:** Timothy Arthur Newsome of Ahoskie, N.C. (Ahoskie High), has a degree in business with a concentration in computer science. In the offseason he works for Shared Financial Systems of Dallas. Timmy also has done promotional work for the state of North Carolina's alcohol and drug abuse prevention program.

### NEWSOME'S COWBOYS TOTALS

Year	Rushing				Year	Kickoff Returns					
	No.	Yds.	Avg.	Long TD		No.	Yds.	Avg.	Long TD		
1980	23	73	3.1	23	2	1980	12	293	24.4	36	0
1981	13	38	2.9	7	0	1981	12	228	19.0	27	0
1982	15	98	6.5	25	1	1982	4	74	18.5	26	0
1983	44	185	4.2	20	2	1983	1	28	28.0	28	0
TOTALS	95	394	4.1	25	5	TOTALS	29	623	21.5	36	0

### Receiving

Year	No.	Yds.	Avg.	Long TD	
1980	4	43	10.6	16	0
1982	6	118	19.7	46	1
1983	18	250	13.9	52	4
TOTALS	28	411	14.7	52	5

### SINGLE-GAME CAREER HIGHS

**Regular Season**  
 Yds. Rsh.—59 (10/16/83 vs. Phil.)  
 Rsh. At.—11 (10/16/83 vs. Phil.)  
 Lg. Run—25 (11/25/82 v. Cleveland)  
 TD Rsh.—2 (10/26/80 v. San Diego)  
 Rcpt.—3 (twc., 1st. 12/13/82 @ Hou.)  
 Yds. Rec.—92 (12/13/82 @ Houston)  
 Lg. Rcpt.—52t (10/9/83 vs. T. Bay)

**Playoffs**  
 Yds. Rsh.—34 (12/28/80 v. Rams)  
 Rsh. At.—2 (12/28/80 v. Rams)  
 Lg. Run—19 (12/28/80 v. Rams)  
 TD Rsh.—1 (1/2/81 v. Tampa Bay)  
 Rcpt.—7 (1/16/83 v. Green Bay)  
 Yds. Rec.—70 (1/16/83 v. Green Bay)

## Kurt Petersen ★ 65

GUARD • MISSOURI • 5th YEAR  
HT: 6-4 • WT: 268 • BORN: 6/17/57 • D-4 FOR '80

**PRO:** Despite being a defensive lineman in college, Kurt Petersen has been a starting offensive guard in three of his four seasons with the Cowboys. "We normally don't expect someone to be able to move from defense to offense so quickly because experience is crucial," says offensive line coach Jim Myers. "Pete is way ahead of schedule because he has been dedicated. He has worked." Called "the Cowboys' blue-ribbon workhorse" by a Dallas newspaper, Petersen combines size, quickness and intelligence with unusual strength. According to conditioning coach Bob Ward, Kurt is the strongest player overall on the team. Petersen spent his rookie year making the difficult position switch and trying to duplicate the success of Pat Donovan, John Fitzgerald and Blaine Nye, college defensive linemen who became top offensive linemen with Dallas. The learning process was expected to continue in 1981, but a knee injury to center Robert Shaw in the second game forced the Cowboys to move right guard Tom Raftery to center and Petersen into a starting role at right guard. Kurt started 14 of 16 games in 1981. He started all nine games in 1982, earning a game ball from the coaching staff for his play against Cleveland (11/25) and second-team All-Pro honors from the Newspaper Enterprise Association. Last year Kurt was hampered by injuries but started 14 games, missing two late in the season due to a back injury. He earned a game ball for his efforts against New Orleans (9/25).  
GAMES: 1980 (16), 1981 (16), 1982 (9), 1983 (14). Total — 55.

**COLLEGE:** A linebacker his junior year, Petersen was moved to defensive tackle his senior season to give Missouri more inside quickness. A senior co-captain, Kurt tied for the team lead in fumble recoveries with four.

**PERSONAL:** St. Louis native (Lutheran High School North) Kurt David Petersen has a degree in industrial engineering and has worked as a carpenter. Kurt is an outdoorsman who enjoys fishing, hunting, gardening and archery. Kurt and wife Karen live in Carrollton, Texas.



## Phil Pozderac ★ 75

TACKLE • NOTRE DAME • 3rd YEAR  
HT: 6-9 • WT: 274 • BORN: 12/19/59 • D-5 FOR '82

**PRO:** Injuries to Pat Donovan last year gave big Phil Pozderac lots of valuable playing experience at left tackle. Poz started three of four pre-season games and two regular-season contests for Donovan. Pozderac also played left tackle on all short-yardage and goal



## POZDERAC, Cont.

line situations when the Cowboys went to a three-tight end formation. He earned a coaches' game ball for his efforts against Philadelphia (10/16) at right tackle for injured Jim Cooper. With Donovan's off-season retirement, Pozderac entered the '84 season hoping to win the starting job. "Phil performed well last year," Tom Landry says. "He prepared himself mentally and played very well. He surely is a prospect for us." As a rookie Pozderac played on many short-yardage situations because of injuries to tight end Jay Saldi. Phil made an immediate impression in his first training camp. "He was the most impressive rookie tackle I can remember us having since Ralph Neely," Gil Brandt said. After a few training camp drills against Pozderac, Too Tall Jones said, "I like his attitude. He has a mean streak and for a rookie he's hard to intimidate. He doesn't back up. The more physical you get with him the more he comes at you." GAMES: 1982 (7), 1983 (16). Total — 23.

**COLLEGE:** Pozderac started 23 consecutive games at right tackle his final two seasons at Notre Dame. His teammates voted him Notre Dame's most valuable offensive player in 1981. He also won AP honorable mention All-America honors in '81. Pozderac entered Notre Dame carrying only 220 pounds on his 6-9 frame.

**PERSONAL:** Phillip Maurice Pozderac (poz-DEH-rick) starred in football and basketball at Garfield, Ohio, High School. He was born in Cleveland. Phil received his degree from Notre Dame in business finance. He and wife Kim live in Dallas where they work as real estate agents for Hank Dickerson Realtors. In the offseason Phil did a public service announcement for the Power Rehabilitation Center in Allen, Texas, for emotionally and physically handicapped people.



## Tom Rafferty ★ 64

CENTER • PENN STATE • 9th YEAR  
HT: 6-3 • WT: 259 • BORN: 8/2/54 • D-4 FOR '76

**PRO:** After starting at right guard from 1977-80, versatile Tom Rafferty was pressed into service at center when Robert Shaw went down with a knee injury in the second game of the 1981 season. Rafferty has started 44 of the past 45 games at center during the past three seasons, including six playoff games, and has steadily improved. An injured toe limited Tom mostly to snapping for punts, field goals and extra points last year versus Minnesota and Tampa Bay. Against the Eagles (10/16) he caught a pass which was tipped twice and gained eight yards. In '82 he received coaches' game balls following victories over Cleveland (11/25) and in the playoffs over Tampa Bay (1/9/83). Rafferty also teamed with guard Herb Scott on a "fold" block that cleared the way for Tony Dorsett's record-setting 99-yard touchdown run at Minnesota (1/3/83). "Tom has improved into a consistent per-

## RAFFERTY, Cont.

former for us at center," Tom Landry says. "We're fortunate to have a guy like him." Tom also snaps the ball on punts, field goals and extra points. Rafferty won a starting job in only his second season, replacing retired All-Pro right guard Blaine Nye in 1977. Rafferty played two games that season at center for injured John Fitzgerald, a preview of things to come. In 1979 Rafferty won the Oak Farms Cowboys MVP award for his performance in a crucial playoff-clinching victory at Philadelphia (12/8). He shared his second career game MVP award with Fitzgerald in 1980 for the season-opening victory at Washington (9/8). Tom has played in 108 straight games. GAMES: 1976 (13), 1977 (14), 1978 (16), 1979 (16), 1980 (16), 1981 (16), 1982 (9), 1983 (16). Total — 116.

**COLLEGE:** A four-year starting guard at Penn State, Rafferty earned All-America honors from the Football News and the Football Writers Association in 1975. The Cowboys rated him the top pulling guard in the 1976 draft.

**PERSONAL:** Thomas Michael Rafferty was born in Syracuse and raised in Manlius, N.Y., where he became a high school All-America in lacrosse in addition to starring in football and basketball. Tom works in the offseason for H.N.C. Crown, a Dallas real estate company. He received a degree in physical education from Penn State and is studying for his master's in business at the University of Dallas. Tom and wife Donna live in Dallas with son J. Michael (7/14/81) and daughter Rachel Elizabeth (3/6/84).

### RAFFERTY'S COWBOYS TOTALS

Year	Receiving			
	No.	Yds.	Avg.	Long TD
1983	1	8	8.0	8 0

## Mike Renfro ★ 82

**WIDE RECEIVER** • **TCU** • **7th YEAR**  
**HT: 6-0** • **WT: 184** • **BORN: 6/19/55** • **TRADE, HOU., '84**

**PRO:** The Cowboys traded wide receiver Butch Johnson and their second-round draft choice to the Houston Oilers last April 13 for wide receiver Mike Renfro, the Oilers' 1984 second-round draft pick from Minnesota and a 1985 draft choice. In Renfro, the Cowboys added a tough, experienced competitor and one of the NFL's most sure-handed receivers. In one way it marks a return to the Cowboys for Renfro, who worked as a ballboy for the club when his father, Ray, was an assistant coach for the Cowboys from 1968-72. Mike was drafted by the Oilers in the fourth round in 1978. In six seasons with Houston Renfro caught 160 passes for 2,183 yards and 11 touchdowns. He started 50 games for the Oilers, with his best season coming in 1981 when he caught 39 passes for 451 yards. In a 1982



## RENFRO, Cont.

Monday night game against the Cowboys (12/13) he caught a 54-yard touchdown pass from Archie Manning. Last year Renfro caught only 23 passes because of injuries. He missed the first four games due to hepatitis and the last three with a knee injury. Mike led the Oilers in receiving in 1980. That year against the Jets he gained a single-game career-high 96 yards on seven catches (11/23). In '81 he caught a single-game career-best eight passes against Cincinnati (11/1). In the '79 playoffs he had four receptions for a 24.8-yard average, including a 46-yard TD from Gifford Nielsen in a 17-14 upset win over San Diego (12/29). GAMES: 1978 (14-Hou.), 1979 (15-Hou.), 1980 (16-Hou.), 1981 (12-Hou.), 1982 (9-Hou.), 1983 (9-Hou.). Total — 75 (Hou.).

**COLLEGE:** Renfro was a three-time All-Southwest Conference choice at TCU. He ended his college career owning school records for career receptions (162), yards (2,739) and touchdown catches (17). His 10 touchdown catches as a senior set a Southwest Conference record. Mike played at TCU under head coach Jim Shofner, now the Cowboys' quarterback coach.

**PERSONAL:** Michael Ray Renfro was born and raised in Fort Worth, Texas, where he attended Arlington Heights High School. Mike's father, Ray, was an All-Pro receiver for the Cleveland Browns (1952-63). Mike has a degree from TCU in business management and works in the offseason for the Dugger Development real estate firm in Fort Worth. Mike sponsors the Mike Renfro Charity Golf Tournament in Conroe, Texas, for the Palmer Drug Abuse Center. His hobbies are golf, scuba diving and traveling.

### RENFRO'S OILERS TOTALS

Year	Receiving			
	No.	Yds.	Avg.	Long TD
1978	26	339	13.0	58 2
1979	16	323	20.2	49 2
1980	35	459	13.1	42 1
1981	39	451	11.6	43 1
1982	21	295	14.0	54 3
1983	23	316	13.7	38 2
TOTALS	160	2183	13.6	58 11



## Howard Richards ★ 70

GUARD-TACKLE • MISSOURI • 4th YEAR  
HT: 6-6 • WT: 258 • BORN: 8/7/59 • D-1 FOR '81

**PRO:** The consensus of opinion holds that Howard Richards is a star in the making, either at guard or tackle. Richards spent most of the past two seasons playing left guard, although he also played some at right guard and played the entire Philadelphia game last year (10/16) at left tackle for injured Pat Donovan. "Howard is at the

## RICHARDS, Cont.

point of moving into the starting lineup," Tom Landry says. "He has the ability and if he continues to improve the way he has in the past he'll be hard to keep out of the lineup at either guard or tackle. His versatility is very important. He's surely an important player in the future of the Cowboys." Howard reported to '84 training camp as the top candidate to replace retired left tackle Pat Donovan. The 25th player selected in the 1981 draft, Richards spent his rookie season learning the tackle position and contributing on special teams. He began '82 training camp as a reserve left tackle, moved to left guard early in camp, played right guard for injured Kurt Petersen in preseason games and finally switched back to left guard to replace Herb Scott, who injured a knee in the preseason finale. Howard started eight games at left guard in 1982 and shared the position with Scott in the playoffs. Last year he spent most of the year shuttling plays with Scott. He also shuttled with Petersen for two games and played one game at left tackle. He started two games in '83. Richards played at Missouri with current teammates Petersen and Ron Fellows. GAMES: 1981 (16), 1982 (8), 1983 (16). Total — 40.

**COLLEGE:** Richards started 40 consecutive games at right tackle for Missouri and capped his career by earning consensus All-Big Eight and second-team All-America honors in 1980. He was a finalist for the 1980 Lombardi Award, which goes to the nation's top collegiate lineman. Howard also received All-Big Eight honors his junior year.

**PERSONAL:** Howard Glen Richards, Jr., was a football, basketball and baseball star at Southwest High School in St. Louis. His uncle is Ernie McMillan, former offensive tackle and now a scout for the St. Louis Cardinals. Howard studied communications at Missouri. He serves as a spokesman for the Dallas-Fort Worth Ronald McDonald Houses, supports the Boys Clubs programs in the Dallas area, the Sickle Cell Anemia Association of Texas, Operation Child Find, the Texas School for the Deaf in Austin and has spoken at Dallas area schools on sportsmanship and leadership. Howard and wife Rhonda live in Dallas.

## Jeff Rohrer ★ 50

**LINEBACKER** • **YALE** • **3rd YEAR**  
**HT: 6-3** • **WT: 232** • **BORN: 12/25/58** • **D-2 FOR '82**

**PRO:** Jeff Rohrer began his third season in Dallas with a chance to win a job at middle linebacker after spending his first two years as an outside linebacker. With the departure of Bruce Huther, the Cowboys entered training camp without an experienced backup to starting middle linebacker Bob Breunig. "We'll look at Rohrer first behind Breunig because he played inside at Yale," Tom Landry explained. "Jeff has a lot of potential. You've got a lot to work with from



## ROHRER, Cont.

an athletic standpoint. He's got excellent size and movement." Rohrer got into eight games on special teams as a rookie and contributed a fumble recovery that set up a field goal in the playoffs against Green Bay. Last year Rohrer played on the short-yardage and goal line defenses in addition to contributing on special teams. GAMES: 1982 (8), 1983 (16). Total — 24.

**COLLEGE:** Rohrer was the highest NFL draft choice from Yale since 1969 when the Cowboys chose Calvin Hill in the first round. In 1981 Jeff was named to the Coaches All-Ivy League and the Coaches All-New England first teams after leading Ivy co-champ Yale in tackles with a school-record 136 stops (71 solo).

**PERSONAL:** Jeffrey Charles Rohrer was a National Football Foundation and Hall of Fame Scholar-Athlete at Mira Costa High School in his native Manhattan Beach, Calif. He received his degree from Yale in administrative sciences and now works as vice president of sales and marketing for Phoenix Masonry in Dallas. He also has his real estate sales license. His hobbies include ceramics, scuba diving, golf and karate. Jeff supports the Special Olympics program for the handicapped.



## Chris Schultz ★ 66

TACKLE • ARIZONA • 2nd YEAR  
HT: 6-8 • WT: 265 • BORN: 2/16/60 • D-7 FOR '83

**PRO:** Despite limited experience at offensive tackle, Chris Schultz showed fine potential at the position last year in his first training camp. Schultz played only one year in college at offensive tackle and was drafted by the Cowboys in the seventh round mainly because of his physical characteristics. He possesses excellent size and quick feet, two of the key qualities necessary for success in the offensive line. Chris got into five games last year on special teams. Schultz was drafted in the seventh round by the Canadian Football League Toronto Argonauts in February of 1982. GAMES: 1983 (5).

**COLLEGE:** After earning three letters as a defensive tackle, Schultz was switched to offense as a senior, won the starting left tackle position and performed well for the Wildcats. He was the strongest member of the Arizona team with a 365-pound bench press.

**PERSONAL:** Born in Hamilton, Ontario, Canada, Chris Schultz was raised in Burlington, Ontario, where he lettered for four years each in football and basketball at Aldershoot High School. He studied psychology at Arizona.



## Herbert Scott ★ 68

GUARD • VIRGINIA UNION • 10th YEAR  
HT: 6-2 • WT: 260 • BORN: 1/18/53 • D-13 FOR '75



**PRO:** The Cowboys' most honored active offensive lineman is quiet, unassuming Herbert Scott, who lets his performance on the field speak for itself. Rising from the obscurity of being a 13th-round draft pick from little Virginia Union, Scott, a two-time All-Pro, made the team in 1975 as one of the "Dirty Dozen" rookies who helped lead the Cowboys into Super Bowl X. Scott beat out former All-Pro John Niland, who was traded to Philadelphia. The following year Scott won the regular left guard position and in 1978 began collecting a host of honors. The Cowboys' starting left guard the past eight seasons, Scott was named first-team All-NFC four straight years (1978-81) by UPI, and by the Sporting News in 1979. He was chosen by his peers to play in the Pro Bowl three times in a row (1979-81). In 1980 Herb became the club's first All-Pro offensive lineman since Rayfield Wright in 1975 when he was named first-team All-NFL by the AP and the Newspaper Enterprise Association. Herb achieved All-Pro status again in 1981, according to AP, the Sporting News and NEA (second team). A knee injury in the preseason finale against Houston derailed Scott's 1982 season. He missed the first three games after playing in 64 straight and started only one while sharing his position with Howard Richards. Scott rebounded to form last year, starting 16 games. Known to teammates as "Pooch," Scott is an outstanding open field and pass blocker and is seldom penalized. Says Tony Dorsett, "When Herb goes after a guy, the next thing you see are feet in the air." GAMES: 1975 (14), 1976 (14), 1977 (11), 1978 (16), 1979 (16), 1980 (16), 1981 (16), 1982 (6), 1983 (16). Total — 125.

**COLLEGE:** Scott was a three-time All-Central Intercollegiate Athletic Association selection at Virginia Union. He played guard, tackle and even caught one pass as a tight end. He also was a top shot putter for the track team. In May 1982 Herb was inducted into the CIAA Hall of Fame.

**PERSONAL:** Herbert Carnell Scott, Jr., attended Kellam High School in Virginia Beach, Va. Earlier in his career Herb taught high school math and science in the offseason in Virginia Beach. In February 1982 "Herbert Scott Day" was celebrated in Richmond, Va., home of Virginia Union. Herb's hobby is gospel singing. He is the lead baritone in Dallas' Believers Tabernacle Choir. Herb's wife Gayle is a social worker at the Denton State School for the handicapped. Herb, Gayle and son Ryan Carnell (11/24/80) live in Lucas, Texas.



## Rafael Septien ★ 1

**KICKER** • **SOUTHWEST LOUISIANA** • **8th YEAR**  
**HT: 5-10** • **WT: 171** • **BORN: 12/12/53** • **FA FOR '78**

**PRO:** Rafael Septien is the Cowboys' all-time leading scorer with 585 points, the only player in club history to score 500 points and the second most accurate field goal kicker in NFL history.

Septien's 69.10 career field goal percentage (123-of-178) trails only the 72.0 percent (113-of-157) of San Diego's Rolf Benirschke. In 1983 Septien totaled 123 points to break his own club season scoring record by two points. His 81.5 percent field goal rate last year broke Efen Herrera's 1976 team season mark of 78.3. Rafael's 42-yard FG in overtime beat Tampa Bay last year (10/9). In leading the Cowboys in scoring in each of the past six seasons, Septien has been uncannily accurate inside the 40-yard line, converting 93-of-105 (88.6 percent) from that range. He's also been superb in the playoffs. Rafael holds the NFL playoff records for field goal accuracy and consecutive field goals made. He has converted 18-of-21 playoff field goal tries for an 85.7 rate, including 15 in a row from Super Bowl XIII (1/21/79) to the 1982 NFC title game (1/22/83). Septien is the third leading scorer in NFL playoff history with 95 points, trailing George Blanda's 115 and Franco Harris' 102, and he's third in playoff field goals with 18 behind Blanda's 22 and Toni Fritsch's 20. Rafael's also made all 41 of his playoff extra point attempts, eight shy of Blanda's NFL record. Septien's best season was in 1981 when he tied Detroit's Ed Murray for the NFL scoring lead, set team records with 121 points, 27 field goals and nine consecutive field goals made, tied the club record of four field goals in a game twice and became the Cowboys' all-time career field goal leader. His 1981 performance earned Septien consensus All-Pro honors, his first trip to the Pro Bowl and Pro Football Weekly's Golden Toe Award as the NFL's top kicker. Drafted by New Orleans in the 10th round in 1977, Septien was released during training camp and signed by the Rams. A consensus all-rookie selection in '77, Septien was released by the Rams after the final '78 preseason game. The Cowboys immediately signed him (8/30) to replace Efen Herrera, who had been traded to Seattle. The biggest moment of his first Cowboys season came at St. Louis (10/15) when he kicked a 47-yarder into the wind 3:28 into overtime for a 24-21 victory. Rafael won two games in '79 with dramatic kicks, a 22-yarder off the left upright with 1:16 left to beat St. Louis (9/2) and a 22-yarder with three seconds remaining to top the Giants 16-14 (11/4). In 1980 he set a club record with 59 extra points. Rafael has scored in every game he's played for Dallas, 102 straight, including playoffs. **GAMES:** 1977 (14-L.A.), 1978 (16), 1979 (16), 1980 (16), 1981 (16), 1982 (9), 1983 (16). Total — 104 (90-Dallas).

**COLLEGE:** Septien received All-Southland Conference honors his final two seasons at Southwest Louisiana. He kicked nine field goals

## SEPTIEN, Cont.

of more than 50 yards, including a 50-yarder on his first attempt. His long was 57 against Lamar in '74.

**PERSONAL:** Jose Rafael Septien Michel (rah-fay-EL sep-tee-EN), a Mexico City native (Collegio Vista Hermosa High School), is the son of the late Carlos Septien, a member of two Mexican World Cup soccer teams. A fine all-around athlete, Septien is the team's best racquetball player. He is president of Septien and Associates, a Dallas public relations firm. He also is active in local drug and alcohol abuse prevention programs, Happy Hill Farm Children's Home, the Fellowship of Christian Athletes and the March of Dimes. Rafael has appeared in three movies and 40 commercials in Mexico. He and wife Linda live in Dallas.

### SEPTIEN'S RAMS TOTALS

Scoring				
Year	TD	PAT	FG	Pts.
1977	0	32-35	18-30	86

### SEPTIEN'S COWBOYS TOTALS

Scoring					Opponents' Fumbles Recovered					
Year	TD	PAT	FG	Pts.	Year	No.	Yds.	Avg.	Long	TD
1978	0	46-47	16-26	94	1980	2	18	9.0	11	0
1979	0	40-44	19-29	97						
1980	0	59-60	11-17	92						
1981	0	40-40	27-35	121						
1982	0	28-28	10-14	58						
1983	0	57-59	22-27	123						
TOTALS	0	270-278	105-148	585						

### Punting

Year	No.	Yds.	Avg.	Long	Blk.
1981	2	62	31.0	33	0

### Field Goal Accuracy

Year	1-19	20-29	30-39	40-49	50+	Total	Pct.
1977 (Rams)	1-1	10-11	5-6	2-10	0-2	18-30	60.0
1978	2-3	8-8	3-5	3-10	0-0	16-26	61.5
1979	0-0	7-7	7-11	3-8	2-3	19-29	65.5
1980	1-1	3-4	6-6	0-3	1-3	11-17	64.7
1981	1-1	11-11	8-9	7-12	0-2	27-35	77.1
1982	1-1	3-3	3-4	2-4	1-2	10-14	71.4
1983	0-0	5-5	8-8	9-12	0-2	22-27	81.5
TOTALS	6-7	47-49	40-49	26-59	4-14	123-178	69.1

### SINGLE-GAME CAREER HIGHS

#### Regular Season

Pts.—15 (9/21/81 @ New England)  
 FGs.—4 (twc., 1st. 9/21/81 @ N. Eng.)  
 Lg. FG—53 (12/13/82 @ Houston)  
 PATs.—8 (10/12/80 vs. San Francisco)

#### Playoffs

Pts.—13 (1/16/83 vs. Green Bay)  
 FGs.—3 (twc., 1st. 1/16/83 vs. G. Bay)  
 Lg. FG—50 (1/16/83 vs. Green Bay)  
 PATs.—5 (1/2/82 vs. Tampa Bay)

## WORLD'S FASTEST COWBOYS

The fastest Cowboys veterans, based on 40-yard dash times recorded by conditioning coach Bob Ward in 1984:

Tony Dorsett	4.40	Kirk Phillips	4.55
Doug Donley	4.42	Gary Allen	4.56
Chuck McSwain	4.50	Ron Springs	4.58
Ron Fellows	4.53		



## Cleo Simmons ★ 85

**TIGHT END • JACKSON STATE • 2nd YEAR**  
**HT: 6-2 • WT: 225 • BORN: 10/21/60 • FA FOR '83**

**PRO:** One of the Cowboys' top special teams players last year was rookie free agent Cleo Simmons, who also served as the third tight end behind Doug Cosbie and Billy Joe DuPree. Simmons was a longshot to make the team, considering the Cowboys drafted another tight end, Chris Faulkner of Florida, in the fourth round. But Simmons proved the better player and was kept over Faulkner. Simmons was released on the final roster cut last summer, but was re-signed a few days later after running back James Jones was placed on injured reserve. **GAMES:** 1983 (11).

**COLLEGE:** Simmons was Jackson State's leading receiver and scorer and a first-team All-Southwestern Athletic Conference selection in 1982 after catching 46 passes for 712 yards and seven touchdowns. He was named Chevrolet Player of the Game for his performance in a victory over Grambling. Cleo was a two-year starter with career totals of 54 catches for 894 yards and eight touchdowns.

**PERSONAL:** Cleo Simmons is a native of Mobile, Ala., where he played football and basketball at Murphy High School. He played linebacker and defensive back in high school. He majored in education at Jackson State.



## Don Smerek ★ 60

**DEFENSIVE LINEMAN • NEVADA-RENO • 4th YEAR**  
**HT: 6-7 • WT: 255 • BORN: 12/20/57 • FA FOR '80**

**PRO:** The emergence of Don Smerek has been an important development for the future of the Cowboys' veteran defensive line. Although Smerek has played defensive left tackle the past two years, Tom Landry gave him first shot at retired Harvey Martin's right end position in 1984. Until Harvey's retirement, Smerek was considered the heir to 12-year veteran John Dutton's left tackle position, where Smerek has logged lots of playing time the past two years. "Smerek is ready to move into a starting position," Tom Landry says. "He's a very tough, competitive defensive player. He showed good ability as a pass-rusher last year at tackle in the '4-0' defense. He's got some experience now and should be able to make the switch to end." It's been a remarkable comeback for Smerek, who spent most of his first two seasons on the injured list. After signing with Dallas as free agent in 1980, Smerek fractured ribs in training camp and was on the injured reserve list all season. He made the active roster as a reserve defensive lineman

## SMEREK, Cont.

in 1981 but injured a knee in the second game, underwent surgery and spent the rest of the year on injured reserve. He battled his way back onto the roster in 1982 and proved a valuable asset down the stretch and the playoffs filling in for Dutton, who was injured. Last year Don replaced Dutton on passing downs and finished fourth on the club in QB sacks with six. Smerek is one of the strongest Cowboys, with a bench-press of 435 pounds. GAMES: 1981 (2), 1982 (7), 1983 (15). Total — 24.

**COLLEGE:** Smerek was an All-Big Sky choice at defensive end following his senior season at Nevada-Reno.

**PERSONAL:** Donald Frederick Smerek was born in Waterford, Mich., and raised in Henderson, Nev., outside Las Vegas. Don was a football and basketball star at Basic High in Henderson. He received his degree from Nevada-Reno in physical education. In the offseason he works for Craig and Associates, a Dallas investment firm.

### SMEREK'S COWBOYS TOTALS

Year	Tackles — QB Traps			Tps.
	Solo	Ast.	Tot.	
1982	6	4	10	1
1983	10	7	17	6
TOTALS	16	11	27	7

## Ron Springs ★ 20

**RUNNING BACK** • **OHIO STATE** • **6th YEAR**  
**HT: 6-1** • **WT: 218** • **BORN: 11/4/56** • **D-5C FOR '79**

**PRO:** In multi-talented Ron Springs, the Cowboys have a fullback who can block, catch passes and gain the tough inside yards. Ron's talents were quite evident his rookie year when he played halfback behind Tony Dorsett, but in order to get him into the lineup with Dorsett a switch to fullback was necessary in 1980. "Ron played better in 1983 at fullback than ever before," Tom Landry says. "He's a tough, hard-nosed, slashing-type runner. He has good speed, catches the ball well and has improved his blocking." In 1983 Ron led NFL running backs in receiving and set a club record with 73 catches, breaking Frank Clarke's 1964 club mark of 65. Springs combined for more than 1,000 yards rushing and receiving for the first time in his career. He finished his fifth season as the Cowboys' eighth all-time leading rusher and 10th all-time leading receiver. Against Tampa Bay last year (10/9) he tied his club record for running backs by catching 11 passes for a career-high 126 yards, including a career-long 80-yard touchdown reception. Against the Raiders (10/23) he threw his second career TD pass, a 15-yarder to Danny White. Ron has combined for more than 100 yards rushing and receiving in a game eight times in his career, including a career-high four times in 1983. His top moment in '82 came in a 24-10 victory at Washington (12/5) in which he broke a career-long 46-yard TD run in the closing minutes. In '81 Springs



## SPRINGS, Cont.

combined for 984 yards rushing and receiving, scored a team-high 12 touchdowns and tied Tony Hill for the club lead in receptions with 46. He caught a 32-yard TD pass late in the fourth quarter for the winning score in a dramatic 28-27 comeback victory over Miami (10/25). Springs won the fullback job in 1980 training camp, but he twisted an ankle in the third game and didn't regain the position from Newhouse until the '81 season. Only the 139th player chosen in the '79 draft, Springs filled in well for Dorsett at tailback in three '79 victories when Tony was ailing. In the season opener at St. Louis (9/2) Ron threw a 30-yard fourth-quarter TD pass to Tony Hill on his first NFL attempt. In the dramatic comeback victory over Washington (12/16) that won the NFC East crown, Springs rushed for 79 yards and a TD, and caught six passes for 58 yards, including a 26-yard TD late in the fourth quarter. Ron also led the team in kickoff returns in '79. GAMES: 1979 (16), 1980 (15), 1981 (16), 1982 (9), 1983 (16). Total — 72.

**COLLEGE:** Springs rushed for 1,800 yards and scored 25 touchdowns in 1976 at Coffeyville, Kan., Junior College and was named junior college player of the year. He led Ohio State in rushing and receiving as a junior with 1,166 yards on the ground and another 90 on 16 receptions. He managed 585 yards rushing in an injury-marred senior year. Springs also ran sprint relays for the Buckeyes track team.

**PERSONAL:** Ronald Edward Springs is a native of Williamsburg, Va. (Lafayette High), where they've named a street after him (Ron Springs Drive). Ron studied communications at Ohio State. He owns a home appliance rental company in Dallas called Rentex. He and wife Adriane live in Dallas.

### SPRINGS' COWBOYS TOTALS

Rushing						Receiving					
Year	No.	Yds.	Avg.	Long	TD	Year	No.	Yds.	Avg.	Long	TD
1979	67	248	3.7	15	2	1979	25	251	10.0	27	1
1980	89	326	3.7	20	6	1980	15	213	14.1	56	1
1981	172	625	3.6	16	10	1981	46	359	7.8	32	2
1982	59	243	4.1	46	2	1982	17	163	9.6	34	2
1983	149	541	3.6	19	7	1983	73	589	8.1	80	1
TOTALS	536	1983	3.7	46	27	TOTALS	176	1575	8.9	80	7

Kickoff Returns					
Year	No.	Yds.	Avg.	Long	TD
1979	38	780	20.5	70	0

Opponents' Fumbles Recovered					
Year	No.	Yds.	Avg.	Long	TD
1981	1	0	0.0	0	0

Passing							
Year	Att.	Comp.	Yds.	Pct.	Int.	Avg. Gn.	TD
1979	3	1	30	33.3	0	10.0	1
1981	1	0	0	0.0	1	0.0	0
1983	2	1	15	50.0	0	7.5	1
TOTALS	6	2	45	33.3	1	7.5	2

### SINGLE-GAME CAREER HIGHS

**Regular Season**  
 Yds. Rsh.—85 (11/22/81 v. Wash.)  
 Rsh. At.—20 (12/16/79 v. Washington)  
 Lg. Run—46t (12/5/82 @ Washington)  
 TD Rsh.—3 (9/13/81 v. St. Louis)  
 Rcpt.—11 (twice, 1st 10/9/83 vs. T.B.)  
 Yds. Rec.—126 (10/9/83 vs. T.B.)  
 Lg. Rcpt.—80t (10/9/83 vs. T.B.)  
 TD Rec.—1 (7 times,  
 last 10/16/83 vs. Phil.)

**Playoffs**  
 Yds. Rsh.—70 (1/2/82 vs. Tampa Bay)  
 Rsh. At.—15 (1/2/82 vs. Tampa Bay)  
 Lg. Run—32 (12/28/80 v. Rams)  
 TD Rsh.—1 (twc., 1st 1/2/82 v. T. Bay)  
 Rcpt.—6 (12/26/83 vs. Rams)  
 Yds. Rec.—39 (1/4/81 @ Atlanta)  
 Lg. Rcpt.—26 (1/4/81 @ Atlanta)

## Dennis Thurman ★ 32



**SAFETY** • **SOUTHERN CAL** • **7th YEAR**  
**HT: 5-11** • **WT: 182** • **BORN: 4/13/56** • **D-11 FOR '78**

**PRO:** Dennis Thurman is an achiever, someone who knows how to accomplish his goals no matter what shortcomings others may think he has. Despite not being drafted until the 11th round in 1978, Thurman has become a valuable and versatile member of the defensive secondary. Thurman backed up the corner and safety positions his first two years, started at free safety in 1980, started at right corner in '81, '82 and '83, and this year returned to his natural free safety position. Dennis is the sixth leading interceptor in club history and is tied with Oakland's Willie Brown for third place on the NFL's list of all-time leading playoff interceptors with seven. Last season Thurman led the club with six interceptions and recorded his fourth career touchdown when he recovered a fumble in the end zone at St. Louis (9/11). In '82 Dennis served as a defensive captain and got his second career regular-season touchdown interception, a 60-yarder at Minnesota (1/3/83). Two weeks later he tied an NFC playoff record with three interceptions to key a win over Green Bay (1/16), including a 39-yard touchdown return. Thurman became a starter in 1980 at free safety, his position in college, following Cliff Harris' retirement and an injury to Randy Hughes. His first interception return for a TD came that season at St. Louis (11/2) when he went 78 yards in the fourth quarter of a narrow victory. He co-led the club in interceptions in '80 with Charlie Waters with five. He also served as special teams captain. In '81 Dennis intercepted nine passes, third highest season total in team history and tied for third in the NFL that season. He was named second-team All-NFC by UPI. His 96-yard interception return to the four, second longest in team history, was a key play in the season-opening triumph at Washington (9/6). Thurman tied a club record with three interceptions in the victory over Philadelphia (12/13) which clinched the NFC East title. He also had two interceptions in the playoff victory over Tampa Bay (1/2/82). His 187 yards in interception returns in '81 were second best in team history to Cornell Green's 211 in 1963. **GAMES:** 1978 (16), 1979 (16), 1980 (16), 1981 (16), 1982 (9), 1983 (16). Total — 89.

**COLLEGE:** Thurman intercepted passes in seven straight games en route to leading the nation in interception return yardage in 1976 with 180 yards on eight steals. He had 13 career interceptions, six pass breakups, seven fumble recoveries and was a two-time consensus All-America safety at Southern Cal. He started five games at flanker during his freshman and sophomore years.

**PERSONAL:** Dennis Lee Thurman was a football quarterback, basketball and baseball star at Santa Monica High School in his native Los Angeles. He was recruited by major league baseball teams and college basketball programs before accepting a college football schol-

## THURMAN, Cont.

arship. He obtained his degree from USC in journalism. Dennis and wife Elsie live in Farmers Branch, Texas.

### THURMAN'S COWBOYS TOTALS

Year	Pass Interceptions				
	No.	Yds.	Avg.	Long	TD
1978	2	35	17.5	23	0
1979	1	0	0.0	0	0
1980	5	114	22.8	78	1
1981	9	187	20.8	96	0
1982	3	75	25.0	60	1
1983	6	49	8.2	34	0
TOTALS	26	460	17.7	96	2

Year	Punt Returns				
	No.	Yds.	Avg.	Long	TD
1978	1	0	0.0	0	0

Year	Kickoff Returns				
	No.	Yds.	Avg.	Long	TD
1978	3	42	14.0	20	0
1982	1	17	17.0	17	0
TOTALS	4	59	14.8	20	0

Year	Opponents' Fumbles Recovered				
	No.	Yds.	Avg.	Long	TD
1979	1	0	0.0	0	0
1980	2	14	7.0	14	0
1981	1	0	0.0	0	0
1983	1	0	0.0	0	1
TOTALS	5	14	2.8	14	1

Year	Tackles — QB Traps				
	Solo	Ast.	Tot.	Tps.	
1978	10	10	20	—	0
1979	24	13	37	—	0
1980	61	40	101	—	0
1981	59	18	76	—	0
1982	32	11	43	—	0
1983	48	18	66	—	1
TOTALS	233	110	343	—	1

### SINGLE-GAME CAREER HIGHS

**Regular Season**  
 Int.—3 (12/13/81 v. Philadelphia)  
 Yds. Int.—96 (9/6/81 @ Washington)  
 Lg. Int.—96 (9/6/81 @ Washington)  
 Int. TDs—1 (twc., 1st, 1/3/83 @ Minn.)

**Playoffs**  
 Int.—3 (1/16/83 v. Green Bay)  
 Yd. Int.—58 (1/16/83 v. Green Bay)  
 Lg. Int.—39t (1/16/83 v. Green Bay)



## Glen Titensor ★ 63

**CENTER • BRIGHAM YOUNG • 4th YEAR**  
**HT: 6-4 • WT: 251 • BORN: 2/21/58 • D-3 FOR '81**

**PRO:** Glen Titensor shows great promise of adding to the success of something that's become a Cowboys trademark — converting defensive linemen to offensive linemen. Following in the tradition of Blaine Nye, John Fitzgerald, Pat Donovan and Kurt Petersen, all college defensive linemen who became top offensive linemen with the Cowboys, Titensor made the switch as a rookie and impressed his coaches with his rapid development. A versatile athlete with great quickness, Titensor has worked at both center and guard. He played the second half at Minnesota and the entire game against Tampa Bay at center last year for Tom Rafferty, who had suffered a foot injury. Glen missed five of nine games in '82 due to a knee injury. He underwent surgery in November of '82 for cartilage repair, but returned a month later and was available during the playoffs. In his rookie season Titensor played briefly at left guard during the Tampa Bay playoff game (1/2/82) for Herbert Scott, who had sustained a minor injury. **GAMES:** 1981 (16), 1982 (4), 1983 (15). Total — 35.

**COLLEGE:** After spending two years at UCLA backing up All-America defensive tackle Manu Tuasosopo, Titensor transferred to BYU





## Everson Walls ★ 24

**CORNERBACK** • **GRAMBLING** • **4th YEAR**  
**HT: 6-1** • **WT: 194** • **BORN: 12/28/59** • **FA FOR '81**

**PRO:** Three years ago Everson Walls was an undrafted rookie free agent struggling to make an impression at the Cowboys' training camp in Thousand Oaks, Calif. Now he's a certified star, with All-Pro and Pro Bowl credentials to bolster the claim. Improbable perhaps, but Walls has shown a knack for defying the odds. He has been named to the Pro Bowl in each of his first three seasons. He owns the Pro Bowl career record of four interceptions, two in each of his first two appearances. Walls was an All-Rookie choice in 1981, a consensus All-Pro in 1982 and an Associated Press All-Pro in 1983. The NFL Alumni Association named Everson the 1982 NFL defensive back of the year. Walls is the only player to lead the NFL in interceptions in each of his first two seasons, the only Cowboys player ever to lead the league in interceptions twice and only the second player to lead the NFL two years in a row, Philadelphia's Bill Bradley being the first in 1971-72. Walls is one of just eight men who have led the NFL in interceptions twice. Nobody has led the league three times. Since becoming a DB as a high school senior in Dallas, Walls has intercepted 56 passes in eight seasons. "He's Superman," teammate Dennis Thurman says. "That's what we call him. There isn't a play he can't make." "Cubby," as he's known, became the starting left cornerback in the fifth game of the 1981 season. He finished with a team-record and league-leading 11 interceptions, breaking Mel Renfro's club mark and becoming the first rookie since Detroit's Lem Barney in 1967 to lead the NFL. He stole two more passes and recovered a fumble in the NFC Championship Game (1/10/82). He also became only the sixth free agent rookie to be voted to the Pro Bowl. Because of his obvious talent on pass defense, Cubby's superior tackling ability is often overlooked. He was second in solo tackles in each of his first two years and fifth last season. **GAMES:** 1981 (16), 1982 (9), 1983 (16). Total — 41.

### WALLS' COWBOYS TOTALS

Pass Interceptions					Tackles — QB Traps			
Year	No.	Yds.	Avg.	Long TD	Year	Solo	Ast.	Tot. — Tps.
1981	11	133	12.1	33 0	1981	65	18	83 — 0
1982	7	61	8.7	37 0	1982	42	21	63 — 0
1983	4	70	17.5	37 0	1983	66	20	86 — 0
<b>TOTALS</b>	<b>22</b>	<b>264</b>	<b>12.0</b>	<b>37 0</b>	<b>TOTALS</b>	<b>173</b>	<b>59</b>	<b>232 — 0</b>

### Opponents' Fumbles Recovered

Year	No.	Yds.	Avg.	Long TD
1981	1	0	0.0	0 0

### SINGLE-GAME CAREER HIGHS

**Regular Season**  
 Int.—2 (5 t., 1st. 11/25/82 v. Cleveland)  
 Yd. Int.—55 (9/21/81 @ New England)  
 Lg. Int.—37 (twice, 1st. 9/18/83 vs. Gts.)

**Playoffs**  
 Int.—2 (1/10/82 @ San Francisco)  
 Yds. Int.—0



# Everson Walls ★ 24

**CORNERBACK** • **GRAMBLING** • **4th YEAR**  
**HT: 6-1** • **WT: 194** • **BORN: 12/28/59** • **FA FOR '81**

**PRO:** Three years ago Everson Walls was an undrafted rookie free agent struggling to make an impression at the Cowboys' training camp in Thousand Oaks, Calif. Now he's a certified star, with All-Pro and Pro Bowl credentials to bolster the claim. Improbable perhaps, but Walls has shown a knack for defying the odds. He has been named to the Pro Bowl in each of his first three seasons. He owns the Pro Bowl career record of four interceptions, two in each of his first two appearances. Walls was an All-Rookie choice in 1981, a consensus All-Pro in 1982 and an Associated Press All-Pro in 1983. The NFL Alumni Association named Everson the 1982 NFL defensive back of the year. Walls is the only player to lead the NFL in interceptions in each of his first two seasons, the only Cowboys player ever to lead the league in interceptions twice and only the second player to lead the NFL two years in a row, Philadelphia's Bill Bradley being the first in 1971-72. Walls is one of just eight men who have led the NFL in interceptions twice. Nobody has led the league three times. Since becoming a DB as a high school senior in Dallas, Walls has intercepted 56 passes in eight seasons. "He's Superman," teammate Dennis Thurman says. "That's what we call him. There isn't a play he can't make." "Cubby," as he's known, became the starting left cornerback in the fifth game of the 1981 season. He finished with a team-record and league-leading 11 interceptions, breaking Mel Renfro's club mark and becoming the first rookie since Detroit's Lem Barney in 1967 to lead the NFL. He stole two more passes and recovered a fumble in the NFC Championship Game (1/10/82). He also became only the sixth free agent rookie to be voted to the Pro Bowl. Because of his obvious talent on pass defense, Cubby's superior tackling ability is often overlooked. He was second in solo tackles in each of his first two years and fifth last season. **GAMES: 1981 (16), 1982 (9), 1983 (16). Total — 41.**

### WALLS' COWBOYS TOTALS

Pass Interceptions						Tackles — QB Traps				
Year	No.	Yds.	Avg.	Long	TD	Year	Solo	Ast.	Tot.	Tps.
1981	11	133	12.1	33	0	1981	65	18	83	0
1982	7	61	8.7	37	0	1982	42	21	63	0
1983	4	70	17.5	37	0	1983	66	20	86	0
<b>TOTALS</b>	<b>22</b>	<b>264</b>	<b>12.0</b>	<b>37</b>	<b>0</b>	<b>TOTALS</b>	<b>173</b>	<b>59</b>	<b>232</b>	<b>0</b>

### Opponents' Fumbles Recovered

Year	No.	Yds.	Avg.	Long	TD
1981	1	0	0.0	0	0

### SINGLE-GAME CAREER HIGHS

Regular Season				Playoffs	
Int.—2	(5 t., 1st. 11/25/82 v. Cleveland)	Int.—2	(1/10/82 @ San Francisco)		
Yd. Int.—55	(9/21/81 @ New England)	Yds. Int.—0			
Lg. Int.—37	(twice, 1st. 9/18/83 vs. Gts.)				

## WALLS, Cont.

**COLLEGE:** Walls led the nation in 1980 with a Grambling-record 11 interceptions for 140 yards in 11 games. He was named first-team All-Southwestern Athletic Conference. In his junior year he picked off four passes for 91 yards and a touchdown.

**PERSONAL:** Dallas native Everson Collins "Cubby" Walls was a football, basketball and track star at Richardson Berkner High School. He grew up within two miles of the Cowboys' practice facility. He earned a degree in accounting from Grambling. Everson supports the Big Brothers of Arlington, Texas, and the American Heart Association. He and wife Shreill live in Dallas.

## Mike Walter ★ 59

**LINEBACKER** • **OREGON** • **2nd YEAR**  
**HT: 6-3** • **WT: 238** • **BORN: 11/30/60** • **D-2 FOR '83**

**PRO:** Mike Walter is making the transition from standup defensive end at Oregon to outside linebacker. His rookie year was spent learning the position and contributing on special teams. "The toughest part is the recognition," Walter says. "Playing defensive end you don't have to be as patient. At linebacker, you have to do a lot more reading." Says linebackers coach Jerry Tubbs, "Mike's a hard worker. It's a tough transition, but he made progress last year." An enthusiastic player and natural leader, Walter displayed characteristics as a collegian that convinced the Cowboys he could be a fine NFL linebacker. "He showed us great football traits, especially mentally," Tom Landry said. "He has quick feet, can backpedal well and has great instincts. If he can make the conversion, he's going to be a very good linebacker." **GAMES: 1983 (15).**



**COLLEGE:** A three-year starter at defensive end after being switched from linebacker during his sophomore year, Walter played in 44 consecutive games for Oregon and led the Ducks his final two years in sacks and tackles for losses. Teammates voted him club MVP in 1982 when he captained the squad. That season the first-team All-Pac 10 defensive ends were Walter and Arizona State's Jim Jeffcoat, the Cowboys' 1983 No. 1 draft choice.

**PERSONAL:** Michael David Walter is a native of Eugene, Ore., where he starred in football, basketball and track at Sheldon High School. Mike returned to Oregon in the offseason to study toward his degree in telecommunications and literature. His hobbies are backpacking, cross-country skiing and fly fishing. He is active with the Toys for Tots program in Dallas.



## John Warren ★ 5

**PUNTER** • **TENNESSEE** • **2nd YEAR**  
**HT: 6-0** • **WT: 207** • **BORN: 11/8/60** • **FA FOR '83**

**PRO:** After a three-year search, the Cowboys finally found a punter last year to replace Danny White and allow him to concentrate fully on playing quarterback. John Warren, a free agent from Tennessee, impressed the coaching staff in training camp with his strong leg and high kicks. He opened the season as the replacement for White, who had held the punting job since 1976. In the eighth game, however, against the Raiders (10/23), Warren suffered a freak injury, twisting his right knee while running downfield to cover one of his punts. Warren saw no action during the second half of the season. His best game was against St. Louis (9/17) when he averaged 46.0 yards on five punts, including a long kick of 54 yards. Warren is adept at lofting punts high and out of bounds inside the opponents' 20-yard line. He placed eight punts out of bounds inside the 20 last year. **GAMES: 1983 (9).**

**COLLEGE:** Warren averaged 40.3 yards per kick as Tennessee's No. 1 punter his freshman and sophomore years. He backed up All-America Jimmy Colquitt his final two seasons and served as the Vols' "pooch" punter, called on to punt inside the 50. He averaged 37.2 yards per kick his final two seasons for a career average of 39.8 yards. He also played baseball (outfield-catcher) at Tennessee.

**PERSONAL:** John Sheppard Warren is a native of Jesup, Ga., where he starred in football and baseball at Wayne County High School. John was drafted out of high school by the Cincinnati Reds as a catcher-outfielder but accepted a football scholarship at Tennessee instead. John and wife Karen live in Knoxville, Tenn., in the offseason. John graduated from Tennessee with a degree in education.

### WARREN'S COWBOYS TOTALS

Punting					
Year	No.	Yds.	Avg.	Long	Blk.
1983	39	1551	39.8	54	0

### WORLD'S STRONGEST COWBOYS

The following Cowboys veterans have bench-pressed 400 pounds or more:

Randy White	501	Glen Titensor	405
Kurt Petersen	444	Jim Cooper	400
Don Smerek	435	John Dutton	400
Timmy Newsome	430	Jeff Rohrer	400
Angelo King	405	Mark Tuinei	400
Tom Rafferty	405		



## Danny White ★ 11

QUARTERBACK • ARIZONA STATE • 9th YEAR  
HT: 6-2 • WT: 193 • BORN: 2/9/52 • D-3A FOR '74



**PRO:** Danny White cleared an illustrious place in football history for himself in 1983. In his fourth season as the Cowboys' starting quarterback White broke or tied eight club passing records and finished the season as the No. 2-rated quarterback in NFL history with an 84.2 rating, higher than Roger Staubach's 83.5 career rating and second only to Joe Montana's 90.0. White set club season records last year for passing attempts (533), completions (334), yards (3,980) and touchdowns (29). He also established team records for completion percentage in a game of 87.5 (21-of-24 at Philadelphia 11/6) and for number of completions in a game of 31 (at San Diego 11/13). He tied the club records of five touchdown passes in a game (at the Giants 10/30) and of 12 consecutive pass completions (at Philadelphia 11/6). He also ended the season with a 60.18 career completion percentage, second in league history to Montana's 63.53. Danny took over from Staubach in 1980 and has led the Cowboys to the playoffs in each of his four seasons as the starter, including three straight trips to the NFC Championship Game (1980-81-82). The Cowboys are 45-18 (71.4 percent) under White, including 5-3 in the playoffs. He was the NFC's second-leading passer in 1981 and '82 and in his first Pro Bowl appearance after the '82 season threw the winning touchdown pass in the last minute. White's 63.2 completion percentage in '82 is another club record he owns, giving him at least a share in 11 Cowboys passing records. Danny has directed four dramatic comeback victories. In 1980 he tossed a 28-yard fourth-down TD pass to Tony Hill with 45 seconds left to beat St. Louis 27-24 (11/2), and in the playoffs he threw two TD passes to Drew Pearson in the final 3:40, the winner with 42 seconds remaining, to overcome Atlanta 30-27 (1/4). In 1981 White completed two touchdown passes in the final four minutes to rally Dallas to a 28-27 triumph over Miami (10/25). In last year's opener at Washington (9/5) he threw three touchdown passes and scored on a one-yard sweep, all in the second half, to rally the Cowboys from a 23-3 halftime deficit to a 31-30 victory. Drafted in 1974 with a choice from Houston for Tody Smith and Billy Parks (a trade which also yielded Ed Jones), White joined the Cowboys in 1976 after two years with the World Football League's Memphis Southmen. He completed 183-of-350 passes (52.3 percent) for 2,635 yards and 21 touchdowns for Memphis. Danny also is the Cowboys' all-time leading punter. GAMES: 1976 (14), 1977 (14), 1978 (16), 1979 (16), 1980 (16), 1981 (16), 1982 (9), 1983 (16). Total — 117.

**COLLEGE:** White finished his career as the NCAA's all-time leading passer. In leading ASU to a three-year record of 32-4, White set seven NCAA passing records. Also a fine runner, he finished second in the nation in total offense in 1973. Danny played the infield for ASU's

## D. WHITE, Cont.

outstanding baseball team and was drafted by four major league teams — Cleveland, New York Mets, Oakland and Houston. Both Danny and his father, Wilford "Whizzer" White, a former ASU All-America halfback who played for the Chicago Bears in 1951-52, are in the Arizona State Sports Hall of Fame.

**PERSONAL:** Wilford Daniel White is a native of Mesa, Ariz. (Westwood High), a suburb of Phoenix. Danny is chairman of the annual Danny White/Boy Scouts of America Invitational Golf Tournament. He also promotes the Dallas area Parkinsonism Society, Muscular Dystrophy Association, United Way, Dallas Lighthouse for the Blind, Dallas Citizens Safety Advisory Board and the Arizona National Guard. He was named a 1982 Dallas Father of the Year and the 1983 Miller Cowboys Man of the Year for his community involvement. Danny's hobbies are fishing, singing and playing the piano. He released an album in 1982 on which he sings called "Country Cowboy." Danny, wife Jo Lynn and their four children — Ryan (4/26/73), Geoffrey (1/4/76), Heather (9/3/78) and Reed (7/29/83) — live in Wylie, Texas.

### D. WHITE'S COWBOYS TOTALS

Rushing					Punting				
Year	Att.	Yds.	Avg.	Long TD	Year	No.	Yds.	Avg.	Long Blk.
1976	6	17	2.8	14 0	1976	70	2690	38.4	54 2
1977	1	-2	-2.0	— 0	1977	80	3171	39.6	57 2
1978	5	7	1.4	4 0	1978	76	3076	40.5	56 1
1979	1	25	25.0	25 0	1979	76	3168	41.7	73 0
1980	27	114	4.2	48 1	1980	71	2903	40.9	58 0
1981	38	104	2.7	17 0	1981	81	3284	40.8	60 0
1982	17	91	5.4	21 0	1982	37	1542	41.7	56 0
1983	18	31	1.7	22 4	1983	38	1543	40.6	50 1
<b>TOTALS</b>	<b>113</b>	<b>387</b>	<b>3.4</b>	<b>48 5</b>	<b>TOTALS</b>	<b>529</b>	<b>21377</b>	<b>40.4</b>	<b>73 6</b>

### Receiving

Year	No.	Yds.	Avg.	Long TD
1980	1	-9	-9.0	-9 0
1983	1	15	15.0	15 1
<b>TOTALS</b>	<b>2</b>	<b>6</b>	<b>3.0</b>	<b>15 1</b>

### Passing

Year	Att.	Comp.	Yds.	Pct.	Int.	Avg. Gn.	Long	TD	Tkld/Lst	Rtng
1976	20	13	213	65.0	2	10.7	56	2	1/15	—
1977	10	4	35	40.0	1	3.5	12	0	2/15	10.4
1978	34	20	215	58.8	1	6.32	35	0	1/10	65.3
1979	39	19	267	48.7	2	6.8	45	1	4/46	58.6
1980	436	260	3287	59.6	25	7.54	58t	28	31/252	80.8
1981	391	223	3098	57.0	13	7.92	73t	22	30/234	87.5
1982	247	156	2079	63.2	12	8.42	49	16	25/264	91.1
1983	533	334	3980	62.7	23	7.47	80t	29	37/314	85.6
<b>TOTALS</b>	<b>1710</b>	<b>1029</b>	<b>13171</b>	<b>60.2</b>	<b>81</b>	<b>7.70</b>	<b>80t</b>	<b>98</b>	<b>131/1150</b>	<b>84.2</b>

### SINGLE-GAME CAREER HIGHS

Regular Season				Playoffs			
Att.—47 (11/13/83 @ San Diego)	Comp.—31 (11/13/83 @ San Diego)	Yards—377 (10/9/83 vs. Tampa Bay)	Long—80t (10/9/83 vs. Tampa Bay)	Att.—53 (12/26/83 vs. Rams)	Comp.—32 (12/26/83 vs. Rams)	Yards—330 (12/26/83 vs. Rams)	Long—37 (12/28/80 v. Rams)
TDs—5 (10/30/83 @ Giants)	Ints.—5 (11/9/80 @ Giants)			TDs—3 (12/28/80 v. Rams)	Ints.—3 (twice, last 12/26/83 vs. Rams)		

### D. WHITE GAME-BY-GAME

1976	Att.	Comp.	Yds.	Pct.	TD	Int.	Tkld/Lst.	Lg
W-Philadelphia 9/12	7	5	25	71.4	0	0	0/0	14
W-Chicago 10/24	10	7	145	70.0	2	2	1/15	56
W-@ Washington 10/31	2	0	0	0.0	0	0	0/0	0
W-St. Louis 11/25	1	1	43	100.0	0	0	0/0	43

## D. WHITE, Cont.

## D. WHITE GAME-BY-GAME (Cont.)

	Att.	Comp.	Yds.	Pct.	TD	Int.	Tkld/Lst.	Lg
<b>1977</b>								
W-N.Y. Giants 9/25	7	3	30	42.9	0	0	0/0	12
W-Detroit 10/30	2	0	0	0.0	0	1	1/11	0
W@ N.Y. Giants 11/6	1	1	5	100.0	0	0	1/14	5
<b>Playoffs</b>								
W-Chicago 12/26	1	0	0	0.0	0	0	0/0	0
W-Denver 1/15/78	2	1	5	50.0	0	0	0/0	5
<b>1978</b>								
W-N.Y. Giants 10/8	1	0	0	0.0	0	0	0/0	0
W@ St. Louis 10/15	1	0	0	0.0	0	0	0/0	0
W@ Green Bay 11/12	3	2	34	66.7	0	0	0/0	18
W@ Philadelphia 12/1	1	0	0	0.0	0	0	1/10	0
W@ N.Y. Jets 12/17	24	15	156	62.5	0	1	0/0	35
<b>Playoffs</b>								
W-Atlanta 12/30	20	10	127	50.0	1	1	1/11	24
<b>1979</b>								
W-Cincinnati 9/30	1	1	12	100.0	0	0	0/0	12
W-Los Angeles 10/14	3	2	62	66.7	0	0	1/20	45
L@ Pittsburgh 10/28	17	7	95	41.1	0	1	0/0	23
L-Philadelphia 11/12	6	2	14	33.3	0	1	0/0	10
L@ Washington 11/18	11	6	74	54.5	1	0	3/26	21
W-N.Y. Giants 12/2	1	1	10	100.0	0	0	0/0	10
<b>1980</b>								
W@ Washington 9/8	18	10	107	55.6	0	2	0/0	37
L@ Denver 9/14	34	20	292	58.8	2	1	1/16	36t
W-Tampa Bay 9/28	33	24	244	72.7	3	0	0/0	28t
W@ Green Bay 9/28	20	16	217	80.0	2	0	2/17	27
W-N.Y. Giants 10/5	33	22	266	66.7	2	1	3/16	46t
W-San Francisco 10/12	22	16	239	72.7	4	0	1/13	43
L@ Philadelphia 10/19	38	20	222	52.6	0	3	2/19	21
W-San Diego 10/26	34	22	260	64.7	3	1	5/33	24
W@ St. Louis 11/2	38	23	258	60.5	1	1	1/6	28t
L@ N.Y. Giants 11/9	23	10	155	43.5	1	5	0/0	58t
W-St. Louis 11/16	36	20	296	55.6	3	1	2/20	58t
W-Washington 11/23	16	7	103	43.8	0	4	2/19	30
W-Seattle 11/27	18	11	120	61.0	2	2	2/7	20
W@ Oakland 12/7	26	14	159	53.8	0	0	3/27	39
L@ Los Angeles 12/15	23	9	147	39.1	1	3	3/29	36t
W-Philadelphia 12/21	24	16	202	66.7	4	1	3/30	36t
<b>Playoffs</b>								
W-Los Angeles 12/28	25	12	190	48.0	3	3	0/0	37
W@ Atlanta 1/4/81	39	25	322	64.1	3	1	1/12	34
L@ Philadelphia 1/11/81	31	12	127	38.7	0	1	1/11	28
<b>1981</b>								
W@ Washington 9/6	24	12	145	50.0	2	0	1/5	42t
W-St. Louis 9/13	29	21	240	72.4	0	1	3/20	55
W@ New England 9/21	34	24	218	70.6	2	0	0/0	32
W-N.Y. Giants 9/27	27	14	204	51.9	1	0	2/11	41t
L@ St. Louis 10/4	28	15	182	53.6	1	1	3/16	48
L@ San Francisco 10/11	16	8	60	50.0	0	2	3/26	16
W-Los Angeles 10/18	33	15	277	45.5	1	2	1/2	63t
W-Miami 10/25	32	22	354	68.8	3	1	2/27	38
W@ Philadelphia 11/1	24	13	203	54.2	1	2	4/27	30
W-Buffalo 11/9	17	9	219	52.9	3	1	2/17	73t
L@ Detroit 11/15	30	20	244	66.7	3	2	3/19	37
W-Washington 11/22	27	13	222	48.1	2	0	1/10	34
W-Chicago 11/26	7	3	66	42.9	0	0	1/8	38
(@ Baltimore 12/6 did not QB - injured)								
W-Philadelphia 12/13	30	17	264	56.7	2	0	0/0	47
L@ N.Y. Giants 12/19	33	17	200	51.5	1	1	4/36	44
<b>Playoffs</b>								
W-Tampa Bay 1/2	26	15	143	57.7	1	0	1/10	25
L@ San Francisco 1/10	24	16	173	66.7	2	1	4/38	31

(Continued on next page)

## D. WHITE, Cont.

### D. WHITE GAME-BY-GAME (Cont.)

#### 1982

L-Pittsburgh 9/13	36	25	347	69.4	4	2	3/32	45t
W-@ St. Louis 9/19	32	20	266	62.5	2	2	3/20	34
W-Tampa Bay 11/21	16	11	158	68.8	1	1	4/51	49
W-Cleveland 11/25	22	13	215	59.1	2	1	2/18	48
W-@ Washington 12/5	29	21	216	72.4	1	1	1/4	24
W-@ Houston 12/13	27	21	279	77.8	3	0	3/29	46t
W-New Orleans 12/19	22	14	222	63.6	1	2	2/27	45
L-Philadelphia 12/26	31	17	185	54.8	2	2	5/49	33t
L-@ Minnesota 1/3/83	32	14	191	43.8	0	1	2/24	42

#### Playoffs

W-Tampa Bay 1/9/83	45	27	312	60.0	2	2	5/35	35
W-Green Bay 1/16/83	36	23	225	63.9	1	1	1/8	24
L-@ Washington 1/22/83	15	9	113	60.0	0	0	0/0	25

#### 1983

W-@ Washington 9/5	20	9	193	45.0	3	0	2/20	75t
W-@ St. Louis 9/11	27	19	234	70.4	1	0	4/20	47
W-N.Y. Giants 9/18	32	24	238	75.0	2	2	2/18	35
W-New Orleans 9/25	30	15	166	50.0	1	3	7/67	24
W-@ Minnesota 10/2	40	22	213	55.0	1	2	1/13	17
W-Tampa Bay 10/9	44	29	377	65.9	2	3	5/37	80t
W-Philadelphia 10/16	37	24	266	64.9	2	1	0/0	26
L-L.A. Raiders 10/23	38	19	240	50.0	2	2	2/17	27
W-@ N.Y. Giants 10/30	33	15	304	45.5	5	2	2/22	61t
W-@ Philadelphia 11/6	24	21	268	87.5	2	1	2/19	32
L-@ San Diego 11/13	47	31	300	66.0	3	0	1/9	35t
W-Kansas City 11/20	31	18	237	58.1	0	1	1/8	58
W-St. Louis 11/24	31	24	237	77.4	1	0	1/7	43
W-@ Seattle 12/4	26	19	233	73.1	2	1	1/7	35t
L-Washington 12/11	35	20	197	57.1	1	3	3/25	29t
L-@ San Francisco 12/19	38	25	277	65.8	1	2	3/25	43

#### Playoffs

L-L.A. Rams 12/26	53	32	330	60.4	2	3	3/30	30
-------------------	----	----	-----	------	---	---	------	----



## Randy White ★ 54

**DEFENSIVE TACKLE • MARYLAND • 10th YEAR**  
**HT: 6-4 • WT: 263 • BORN: 1/15/53 • D-1A FOR '75**

**PRO:** It is a rare player who, while still at the peak of his abilities, already has fashioned a career good enough to land him in the Pro Football Hall of Fame. Such is the case with Randy Lee White, who last season joined Hall of Famer Bob Lilly as the only Cowboys players ever named All-Pro six consecutive years. "Randy White is the premiere defensive tackle in the business," says Tom Landry. "He's got such great intensity and competitiveness. We've never had a player and I've never seen a player, other than probably Ernie Stautner, who could match Randy's intensity from game to game. When Randy White lines up on you, he doesn't care whether you're All-Pro or whether you're a rookie. You're going to get the same treatment. That makes him unique in this game." The Cowboys' strongest player (he has bench-pressed 501 pounds), the one dubbed "Manster" (half man, half monster) by former teammate Charlie Waters, White immediately became one of the NFL's top defensive players in 1977 upon taking over



## R. WHITE, Cont.

the starting right tackle position following two seasons as a backup middle linebacker. Despite being consistently double-teamed, Randy has been named All-Pro the past six seasons (1978-83) and to the Pro Bowl the past seven (1977-83). In '77 Randy capped his first season as a starter by earning the co-MVP award for Super Bowl XII with Harvey Martin. In '78 White succeeded Martin as the Seagram's Seven Crowns of Sport defensive lineman of the year and also was voted NFC defensive player of the year by UPI and the Kansas City Committee of 101. In '81 Randy was named International Trucks lineman of the year and in '82 the NFL Alumni Association chose White defensive lineman of the year. Last season Randy enjoyed one of his best years, leading the team in QB traps, earning three coaches' game balls and being named defensive MVP by the media in six of the club's 12 victories. "Randy is a unique combination of extreme quickness, speed and strength," says Bob Lilly, who played the same right tackle position as White. Randy tied Martin for the club lead in QB traps in '78 with a career-high 16. Last year at Seattle (12/4) he had a career-best 3½ QB traps in a game. Randy got his first career interception in the 1981 NFC Championship Game at San Francisco (1/10/82). GAMES: 1975 (14), 1976 (14), 1977 (14), 1978 (16), 1979 (15), 1980 (16), 1981 (16), 1982 (9), 1983 (16). Total — 130.

**COLLEGE:** A consensus All-America at defensive end in 1974, White won both the Outland Trophy and Vince Lombardi Award as college football's top lineman that year. He was the second player selected in the 1975 draft with a choice obtained by the Cowboys from the New York Giants for quarterback Craig Morton. Atlanta selected quarterback Steve Bartkowski before the Cowboys took White.

**PERSONAL:** Randy Lee White was a football, basketball and baseball star at Thomas McKean High School in his hometown of Wilmington, Del. Randy lives in Dallas and also owns a 22-acre farm in Landenberg, Pa. He enjoys hunting and fishing in his spare time. Randy serves as chairman of the Lake Texoma Celebrity Open Striped Bass Tournament benefitting the Leukemia Society of America. Randy, wife Vicci and daughter Jordan Leigh (5/6/79) live in Dallas. Randy received the 1980 Field Scovell Award for athletic excellence from the Dallas All-Sports Association. He supports the Association of Blind Athletes, the United Way, the American Heart Association and the Dallas County Foster Parents Association.

### WHITE'S COWBOYS TOTALS

Opponents' Fumbles Recovered					Tackles — QB Traps				
Year	No.	Yds.	Avg.	Long TD	Year	Solo	Ast.	Tot.	Tps.
1975	2	0	0.0	0 0	1975	13	6	19	7
1976	1	0	0.0	0 0	1976	25	17	42	6
1977	2	0	0.0	0 0	1977	70	48	118	13
1979	1	0	0.0	0 0	1978	75	48	123	16
1982	1	0	0.0	0 0	1979	50	41	91	5
1983	1	0	0.0	0 0	1980	56	32	88	6½
TOTALS	8	0	0.0	0 0	1981	61	33	94	8½
					1982	22	21	43	2½
					1983	67	33	100	12½
					TOTALS	439	279	718	77

Kickoff Returns				
Year	No.	Yds.	Avg.	Long TD
1978	1	15	15.0	15 0



**CANNON**



**SCOTT**

# THE ROOKIES

(1984 Draftees)

## **BILLY CANNON**

Ht: 6-4

Wt: 231

• Linebacker

• Born:10/8/61

• Texas A&M

• D-1

Outside linebacker Billy Cannon, Jr., is a superior athlete who played four positions for the Texas A&M football team while also developing into a top major league baseball prospect as an Aggie outfielder. He was drafted by the New York Yankees and Los Angeles Dodgers.

A rare combination of size and speed, Cannon, son of former Heisman Trophy winner and pro football star Billy Cannon, played wide receiver his freshman year at A&M, safety his sophomore and junior seasons and outside linebacker his senior year. He returned kickoffs his first two seasons and punts his final three. He earned four letters in football and three in baseball.

"He played linebacker only one year in college," Tom Landry says, "but he played strong safety the year before that and the strong safety plays only five yards off the line of scrimmage. Besides, Cannon is a good fundamental player. He's one of those players who's going to progress rapidly because he's never been a one-sport player. He's never been able to lift weights in the offseason because he's always been playing baseball."

Cannon is the first player from Texas A&M ever drafted by the Cowboys. The irony is that the Texas A&M board of regents president is new Cowboys general partner H. R. "Bum" Bright.

A&M Coach Jackie Sherrill compares Cannon to star NFL linebackers Hugh Green and Rickey Jackson, both of whom he coached at the University of Pittsburgh. "He rates with Green and Jackson and he's bigger than both of them. Billy will be a Pro Bowl player for the Cowboys. He's got speed and quickness and he'll get even bigger with some weight training. He goes after people. He likes to hit. And he's a solid person."

Because of Cannon's speed, Landry said he could play either weak or strong linebacker and should be a solid special teams contributor.

Cannon made a smooth transition from safety to outside linebacker in his senior year. He finished as the Aggies' seventh-leading tackler with 60 stops. He also recovered three fumbles and had four QB sacks. Cannon played in the Japan Bowl and the Hula Bowl all-star games.

From a safety position Cannon ranked fifth on the team in tackles as a junior with 64. He led the secondary with 58 tackles as a sopho-

more safety. He intercepted three passes in his career. He started six games of his freshman year at wide receiver, catching 11 passes for 118 yards to finish as the Aggies' fourth leading receiver.

Cannon ranked second in the Southwest Conference in kickoff returns in 1980 with a 20.8 yards per return average on 14 returns (291 yards). In 1982 he finished third in the conference in punt returns with a 9.0-yard average on 31 returns (280 yards). In his career he returned 86 punts for a 7.6-yard average and one touchdown and returned 22 kickoffs for a 21.1-yard average.

A native of Baton Rouge, La., Cannon was a two-time all-state performer in football and baseball at Broadmoor High School. His father, Billy, Sr., won the Heisman Trophy in 1959 while playing for LSU, then enjoyed an 11-year pro career with the Houston Oilers (1960-63), Oakland Raiders (1964-69) and Kansas City Chiefs (1970) as a running back and tight end.

The Cannons mark only the third father-son combination both drafted in the first round, following Dub and Bert Jones, and Ed and Brad Budde.

Billy majored in building construction at A&M. His wife's name is Rise.

**VICTOR SCOTT • Cornerback • Colorado**  
**Ht: 6-0 • Wt: 192 • Born: 6/1/62 • D-2**

A two-time All-Big Eight Selection and a 1983 second-team All-America choice, Victor Scott set Colorado career records with 24 pass deflections and three interceptions returned for touchdowns in four years as a starting cornerback.

Solid in both pass coverage and run support, Scott started 43-of-44 games during his career at Colorado, intercepted 10 passes and also excelled on special teams. He blocked four field goals and two extra point attempts in his final two seasons.

With Dennis Thurman moving from cornerback to safety this year, Scott will compete with veterans Ron Fellows and Rod Hill for the starting right corner position. "We drafted Scott with the anticipation of him starting someday," Tom Landry says. "But he'll have to play very well to beat out our veterans this year. He also has the potential to play safety because of his ability to hit and tackle."

As a senior Scott returned four interceptions for 150 yards, including a 71-yard touchdown return against Kansas State. He was Colorado's defensive captain and MVP, and he played in the Hula Bowl and Senior Bowl all-star games.

Scott led Colorado in interceptions as a junior with four for 69 yards, including two for touchdowns. He earned Big Eight defensive player of the week honors after intercepting three passes, including touchdowns of 30 and 25 yards, at Oklahoma State.

Born in St. Louis, Mo., and raised in East St. Louis, Ill., Scott earned all-league, city, metro and state honors at East St. Louis High School. He was selected to the Chicago Tribune Super 22 all-star team and nominated to play in the state high school all-star contest. He caught six passes for 116 yards while leading his team to victory in the state championship game. He also lettered in basketball.

Scott was obtained with a choice obtained from Houston through Minnesota in the April 13 Butch Johnson-for-Mike Renfro trade.

**FRED CORNWELL** • **Tight End** • **USC**  
**Ht: 6-6** • **Wt: 238** • **Born: 8/7/61** • **D-3**

Fred Cornwell became known as an outstanding blocker and clutch pass receiver in three years as Southern Cal's starting tight end.

A big target with good hands, Cornwell had his most productive season in 1983 when he caught 22 passes for 236 yards and a touchdown. In his career he caught 34 passes for 343 yards and two touchdowns. Cornwell's biggest moment came in 1981 when he caught a seven-yard touchdown pass from John Mazur with two seconds left to give USC a 24-21 victory over Oklahoma at the Los Angeles Coliseum.

A senior co-captain, Cornwell earned second-team All-Pac 10 honors in 1983 and played in the Blue-Gray all-star game.

"Fred has excellent hands and the ability to catch the critical underneath pass," USC Coach Ted Tollner says. "He was also a stabilizing force for our young offense. He knows how to win big games. He's got great maturity, poise and confidence. He's also as good a run-blocking tight end as I saw in the Pac-10."

Born in Osborne, Kan., and raised in Saugus, Calif., Cornwell starred in football, basketball and track (shot put) at Canyon High School. He majored in civil engineering at USC.

**STEVE DeOSSIE** • **Linebacker** • **Boston College**  
**Ht: 6-2** • **Wt: 249** • **Born: 11/22/62** • **D-4**

A big, strong and tough middle linebacker who excelled at stopping the inside run, Steve DeOssie started for four years at Boston College, leading the team in tackles in each of his final three seasons. The day after the draft DeOssie became the first Cowboys draft choice to sign with the club.

Compared in style to the Los Angeles Raiders' Matt Millen, DeOssie was a two-time All-East selection and an Associated Press second-team All-America in 1983. He was chosen to play in the Senior Bowl all-star contest, but did not participate due to an injury.

A Boston College tri-captain in 1983, DeOssie led his team in tackles for the third straight year with 111, although a separated shoulder suffered early in the season slowed him somewhat. He had a career-high 135 tackles in 1982. In his sophomore year he sacked Dan Marino twice and made eight other tackles in a near-upset of Pittsburgh.

DeOssie recovered nine fumbles in his career. Early in his career at BC he played fullback, serving as a blocker in short-yardage situations. He also has experience as a long snapper. He finished his career with 447 tackles.

Growing up in Roslindale, Mass., DeOssie starred in football and baseball (catcher) at Don Bosco High. He almost chose to attend Harvard over BC. Steve and wife Diana have three children, including twins.

**STEVE PELLUER • Quarterback • Washington**  
**Ht: 6-4 • Wt: 208 • Born 7/29/62 • D-5A**

Following a disappointing junior season, Steve Pelluer made an impressive comeback in 1983, setting a host of records and earning the Pac-10 offensive player of the year award.

Pelluer led Washington to a single-season total offense mark of 4,365 yards last year. He set six school individual records during 1983, including best completion percentage (67.2) and most consecutive passes thrown without an interception (137).

He was the third-rated passer in the Pac-10 (15th in Division 1A) with 132.2 rating points and fourth-ranked passer in yards per game, 210. Pelluer was victorious in 23-of-29 starts as the Huskies' quarterback.

Pelluer finished as Washington's second all-time leading passer and second leading total offense leader. He completed 436-of-755 passes for 4,603 yards and 30 touchdowns. He was All-Pac 10, All-Coast and honorable mention All-America in 1983. He also played in the Hula Bowl.

As a sophomore in 1981, Pelluer led Washington to the Pac-10 title and a 28-0 Rose Bowl victory over Iowa in which he completed 15-of-29 passes for 142 yards.



Steve's grandfather (Carl Gustafson), father (Arnie Pelluer) and brother (Scott Pelluer) all played football at Washington State. Scott Pelluer was the Cowboys' fourth-round draft choice in 1981 and is now a reserve linebacker with the New Orleans Saints.

Born in Yakima, Wash., and raised in Bellevue, Wash., Pelluer captained the football and basketball teams at Interlake High School. He was a National Football Foundation Scholar-Athlete in 1979 when he earned all-state honors as a quarterback.

Steve studied architecture at Washington and is active in the Fellowship of Christian Athletes.

The Cowboys drafted Pelluer with a choice from Tampa Bay for linebacker Danny Spradlin.

**NORM GRANGER • Running Back • Iowa**  
**Ht: 5-9 • Wt: 221 • Born: 9/14/61 • D-5B**

Norm Granger is built like a fullback yet possesses the speed to be considered a breakaway threat. A three-year starter at fullback after being recruited as a tailback by Iowa, Granger earned a reputation as a tough inside runner and an excellent blocker.

Granger gained 1,062 yards and scored five touchdowns on 194 carries in four years at Iowa. His best rushing season came last year when he carried 62 times for 429 yards (6.9 per carry) and two TDs.

He caught 43 passes for 389 yards and two touchdowns in his career, including highs of 25 receptions for 260 yards in 1982. Granger also returned 25 kickoffs in his career for 785 yards and one touchdown. As a freshman he led the Big 10 with a 29.9 yards per kickoff return average (11 returns for 329 yards).

Granger earned AP honorable mention All-Big 10 honors as a sophomore and senior. He was the only Hawkeye ever to captain the team for two years. In Iowa's 1981 Rose Bowl loss to Washington, Granger was the Hawkeyes' only offensive weapon, rushing for 80 yards on 13 carries.

Norm graduated from Barringer High in Newark, N.J., where he was a high school All-America running back, gaining 1,900 yards and 13 TDs as a senior. He also won the Newark Academic Scholar-Athlete Award. He majored in sports medicine at Iowa.

**EUGENE LOCKHART • Linebacker • Houston**  
**Ht: 6-2 • Wt: 231 • Born: 4/2/61 • D-6A**

Eugene Lockhart, a two-year starter at outside linebacker, led Houston in 1983 with 134 tackles and earned All-Southwest Conference honors and his team's most valuable player award.

A Houston tri-captain in 1983, Lockhart earned AP All-SWC defensive player of the week honors for his role in limiting Texas to less than 100 yards in total offense, although Houston lost 9-3.

A 1981 reserve for the Cougars, Lockhart won a starting berth in 1982 following a strong 1981 finish and fine performance in the spring.

A Crockett, Texas, native, Lockhart was an all-district performer in football, basketball and baseball at Crockett High School. He also ran

the mile for the track team and was a National Honor Society member. He majored in marketing at Houston.

Lockhart was selected with a draft choice obtained by the Cowboys from the Chicago Bears for tight end Jay Saldi.

**MIKE REVELL • Running Back • Bethune-Cookman**  
**Ht: 5-11 • Wt: 199 • Born: 1/23/62 • D-8**

Despite a lack of experience against top competition, Mike "Sweet-back" Revell showed Cowboys scouts the size, speed and quickness of an NFL running back prospect.

In eight games in 1983, Revell rushed 75 times for 414 yards (5.5 yard average) and four touchdowns. His long gain was 47 yards. He also caught four passes for 24 yards.

Revell starred at Hernando High School in his hometown of Brooksville, Fla. He was a speech communications graduate at Bethune-Cookman.

**JOHN HUNT • Guard • Florida**  
**Ht: 6-4 • Wt: 254 • Born: 11/6/62 • D-9A**

John Hunt turned in two solid seasons as a starting offensive guard at Florida, starting the final 22 games of his career and earning second-team All-Southeastern Conference honors in 1983.

Despite suffering a broken hand last Oct. 8 against Vanderbilt, Hunt was considered a big reason for Florida's improved running game in 1983. His coaches valued his consistent level of play.

Hunt is a native of Orlando, Fla., where he attended Edgewater High School. He studied business administration at Florida.

Hunt was chosen by the Cowboys with a draft choice from the Colts for kicker Raul Allegre.

**NEIL MAUNE • Guard • Notre Dame**  
**Ht: 6-4 • Wt: 263 • Born: 11/4/60 • D-9B**

Neil Maune started the past two seasons at guard for Notre Dame. A physically talented lineman, Maune began his career with the Irish as a defensive lineman. He switched to offensive guard in the spring of 1981 after missing most of 1979 and all of 1980 with a shoulder injury.

A resident of Marthasville, Mo., Maune received high school All-America mention as a two-way tackle at St. Francis Borgia High School in Washington, Mo. He was chosen the Missouri prep lineman of the year in 1978. He majored in government at Notre Dame.

**BRIAN SALONEN • Tight End • Montana**  
**Ht: 6-3 • Wt: 229 • Born: 7/29/61 • D-10**

Division 1AA All-America Brian Salonen broke or tied four national records en route to becoming the most prolific receiver in University of Montana history.



Salonen's 68 receptions in 1983 tied Dan Ross' 1978 Division 1AA record for tight ends. Salonen set a Division 1AA season mark for tight ends of 6.8 catches per game, and he established Division 1AA career records for tight ends of 151 receptions and 1,882 yards.

Last year Salonen set seven school receiving records. He caught 68 balls for 832 yards and nine touchdowns, including six games with more than 100 yards receiving. All were records. He finished his career with 151 catches for 1,882 yards and 12 touchdowns, also Montana records.

A senior co-captain, Salonen was a three-time All-Big Sky selection and played in the East-West Shrine Game last season. He was a second-team Academic All-America in 1983. He also served as Montana's deep snapper.

At Great Falls High in his hometown of Great Falls, Mt., Brian earned all-state honors in football and basketball. He studied business in college.

**DOWE AUGHTMAN • Defensive Tackle • Auburn**  
**Ht: 6-2 • Wt: 264 • Born: 1/28/61 • D-11**

Two-time All-Southeastern Conference nose tackle Dowe Aughtman controlled the middle of Auburn's defensive line with his bulk and strength.

In 1983 the senior co-captain finished third on the team in tackles with a career-high 85, including seven for losses of 20 yards. He tied his career high of 11 tackles in a game against Texas and Maryland. In 1982 Aughtman made 75 tackles, nine for losses totaling 37 yards. He fared well in two career outings against Nebraska's Outland Trophy winner, center Dave Rimington, now with the Cincinnati Bengals.

The 1983 Auburn media guide described Aughtman as "a good ole country boy who likes to play football, ride around in a truck and chew tobacco."

Aughtman grew up in Brewton, Ala., where he attended T.R. Miller High School. He was enrolled in adult education at Auburn.

**CARL LEWIS • Wide Receiver • Houston**  
**Ht: 6-3 • Wt: 187 • Born: 7/1/61 • D-12**

Considered by many to be the world's greatest athlete, Carl Lewis could be the 1980s' version of Bob Hayes, the 1964 Olympic sprint champion who revolutionized pro football as a wide receiver with the Cowboys in the 1960s.

Although he has never played football, Lewis' remarkable athletic ability makes him an intriguing prospect as a receiver and kick returner.

Voted the 1983 Sportsman of the Year by AP and UPI, Lewis has been ranked No. 1 in the world in the 100 meters and long jump by Track and Field News the past four years in a row. He is a potential Olympic Gold Medalist in four events — long jump, 100 meters, 200 meters and 400-meter relays. He has set numerous world and national records during his unparalleled career.

Lewis was raised in Willingboro, N.J. His sister Carol, also a University of Houston track star, is the nation's top-ranked women's long jumper.



# Consecutive Winning Seasons

## LONGEST ACTIVE STREAKS IN PRO SPORTS

1. Dallas Cowboys (1966-1983) ..... 18
2. Boston Bruins (1967/68-1983/84) ..... 17
3. Baltimore Orioles (1968-1983) ..... 16

## LONGEST STREAKS OF ALL-TIME

1. New York Yankees (1926-1964) ..... 39
2. Montreal Canadiens (1951-52 - 1982-83) ..... 32
3. Dallas Cowboys (1966-1983) ..... 18
4. Chicago White Sox (1951-1967) ..... 17
- Boston Bruins (1967/68 - 1983/84) ..... 17
6. Baltimore Orioles (1968-1983) ..... 16
- Chicago Black Hawks (1960/61-1975/76) ..... 16
- L.A. Raiders (1965-1980) ..... 16
9. Chicago Bears (1930-1944) ..... 15
- Pittsburgh Pirates (1899-1913) ..... 15
- St. Louis Cardinals (baseball) (1939-1953) ..... 15



## Other Cowboys With Pro Experience

**ROD BONE**, a 6-2, 196-pound safety from Notre Dame, rejoins the Cowboys after being released in training camp last year. Bone was a free agent in 1983. A Las Cruces, NM native (2/4/61), Bone played all positions in the defensive backfield during his career with the Fighting Irish. Rod was a prep All-America at Mayfield High School in Las Cruces.

**BRYAN CALDWELL**, the Cowboys' 1983 third-round draft choice, injured a knee during his first week of training camp and spent last season on injured reserve. A 6-4, 248-pound defensive end, Caldwell played on the same defensive line at Arizona State as Cowboys' 1983 No. 1 draft pick Jim Jeffcoat and free agent Mike Langston. After spending 1981 at Mesa Community College regaining his academic eligibility, Caldwell returned to ASU in 1982 and earned second-team All-Pac 10 honors. A native of Westminster, CA (5/6/60), Caldwell was one of the top defensive players in the nation when he came out of Fountain Valley High School in 1978.

**MITCH KRENK**, a 6-4, 225-pound tight end from Nebraska, was signed as a free agent in 1983 by the Seattle Seahawks. A native of Nebraska City, NE (11/19/59), Krenk joined the Cornhuskers as a walk-on and was named to the National Strength Coaches All-America Team. Mitch caught 18 passes for 250 yards and two touchdowns during his Cornhusker days.

**ERIC MORAN**, the Cowboys' 1983 10th round draft choice, played with the Los Angeles Express of the USFL last year. He was released prior to the 1984 USFL season. A 6-5, 282 pound offensive tackle, Moran was a second-team All-Pac 10 and All-Pacific Coast selection at the University of Washington in 1982. He entered Washington as a 282-pound defensive tackle and departed 55 pounds later as a two-year starter at offensive tackle. A native of Spokane, WA (6/10/60), Moran's father was a 10th-round draft choice for the New York Giants in 1964 and played defensive tackle for the Giants from 1964-67.

**KIRK PHILLIPS**, a 6-1, 195-pound wide receiver from Tulsa, spent the 1983 season on injured reserve after injuring his thumb in training camp. A native of Spiro, OK (7/31/60), Phillips was an All-Missouri Valley Conference pick in 1982. In his career he caught 40 passes for 760 yards with a long gain of 70 yards and two touchdowns.

**GREGG VELDMAN** is a 6-3, 255 pound tight end from Moorhead State who joined the Cowboys as a free agent in 1983. Veldman missed the 1983 season with injuries to his Achilles tendon. A native of St. Paul, MN (7/27/60), Veldman was an All-Northern Intercollegiate Conference selection his senior season at Moorhead State. Gregg caught 85 passes for 1,254 yards and seven touchdowns during his career.

# How The Cowboys Were Built

There were 52 players active with the Cowboys in 1983. Here's a look at how they came to Dallas:

## FROM THE DRAFT:

1972—Robert Newhouse (2nd, Houston).

1973—Billy Joe DuPree (1st, Michigan State); Harvey Martin (3rd, East Texas State).

1974—Ed Jones (1st, Tennessee State); Danny White (3rd, Arizona State).

1975—Randy White (1st, Maryland); Bob Breunig (3rd, Arizona State); Pat Donovan (4th, Stanford); Mike Hegman (7th, Tennessee State); Herbert Scott (13th, Virginia Union).

1976—Butch Johnson (3rd, Cal-Riverside); Tom Rafferty (4th, Penn State).

1977—Tony Dorsett (1st, Pittsburgh); Glenn Carano (2nd, Nevada-Las Vegas); Tony Hill (3rd, Stanford); Jim Cooper (6th, Temple).

1978—Larry Bethea (1st, Michigan State); Dennis Thurman (11th, Southern California).

1979—Doug Cosbie (3rd, Santa Clara); Ron Springs (5th, Ohio State).

1980—Kurt Petersen (4th, Missouri); Gary Hogeboom (5th, Central Michigan); Timmy Newsome (6th, Winston-Salem).

1981—Howard Richards (1st, Missouri); Doug Donley (2nd, Ohio State); Glen Titensor (3rd, Brigham Young); Ron Fellows (7th, Missouri).

1982—Rod Hill (1st, Kentucky State); Jeff Rohrer (2nd, Yale); Phil Pozderac (5th, Notre Dame).

1983—Jim Jeffcoat (1st, Arizona State); Mike Walter (2nd, Oregon); Chris Schultz (7th, Arizona).

## SIGNED AS FREE AGENTS:

1973—Drew Pearson (Tulsa).

1978—Rafael Septien (SW Louisiana, after pre-season release by Los Angeles Rams).

1980—Anthony Dickerson (Southern Methodist); Don Smerek (Nevada-Reno); Dexter Clinkscale (South Carolina State).

1981—Michael Downs (Rice); Angelo King (South Carolina State); Everson Walls (Grambling).

1982—Brian Baldinger (Duke); Scott McLean (Florida State).

1983—Gary Allen (Hawaii, after preseason release by Houston Oilers); Bill Bates (Tennessee); Bruce Huther (New Hampshire, after preseason release by Chicago Bears); Chuck McSwain (Clemson); Jim Miller (Mississippi, after preseason release by San Francisco 49ers); Cleo Simmons (Jackson State); Mark Tuinei (Hawaii); John Warren (Tennessee).

## OBTAINED IN TRADES:

1979—John Dutton (Nebraska, from Baltimore for Cowboys' 1st and 2nd round draft choices).





# COWBOYS CENTER

AT THE VALLEY RANCH

The Dallas Cowboys and Triland International announced plans on March 27, 1984 for the development of Cowboys Center, the most imaginative real estate project ever undertaken by a sports team.

Cowboys Center will be located on 200 acres in The Valley Ranch, a 2,400-acre, master-planned commercial and residential community in northwest Dallas County.

Cowboys Center will include the club's headquarters and training facility, a visitors center, an executive conference center and hotel, an athletic club and sports medicine clinic, an office park, retail pavilion and condominium community.

Cowboys Center at The Valley Ranch is a joint venture between Triland International, Inc., of Dallas and the Dallas Cowboys Football Club.

The project was conceived in March 1983. During the past year extensive research has been conducted on determination of concepts and feasibility.

Triland Development, Inc., an affiliate of Triland International and developer of The Valley Ranch, has been named managing partner of the venture by the owners. Triland Development is responsible for the design, development and marketing of the project.


Here's a breakdown of the components of Cowboys Center:

## **COWBOYS HEADQUARTERS:**

The Cowboys' new headquarters will include three football fields, locker and training room facilities, meeting rooms, weight training areas, running trails, racquetball and basketball courts and a film lab. All coaching, scouting and administrative offices will be located in the 80,000-square foot building, along with a ticket office, retail merchandise outlet, Cowboys Cheerleader rehearsal studio, offices for the Cowboys Weekly, a press room with a research library plus a variety of lounge areas.

## **COWBOYS SHOWPLACE:**

The Dallas Cowboys ShowPlace will offer an experience of sight, sound and touch celebrating the history of the team. Focal point of the center will be a 70mm IMAX theater programmed to exhibit a Cowboys multi-media presentation as well as other IMAX movies. There will be a variety of displays and other gadgetry that will make the Visitors Center a must for Cowboys fans.



**CONFERENCE CENTER:**

A 300-room executive conference center and hotel operated by renowned Scanticon International of Princeton, N.J., will provide state-of-the-art meeting and conference facilities.

**SPORTS CENTER:**

In addition to swimming, tennis, racquetball, basketball, running and exercise equipment, the Cowboys Sports Center will include a sports medicine clinic and a 3,000-seat indoor sports arena. A variety of programs will be offered to visitors and guests.

**RESIDENTIAL CENTER:**

A condominium community in the southeast corner of Cowboys Center will be integrated into the entire development. It will be located across the street from the outdoor recreational facilities associated with the Sports Center. A landscaped canal will line the western boundary.

**OFFICE CENTER:**

More than 50 acres of prime office sites will utilize the executive conference center and hotel, the sports club and retail/restaurant pavilion within Cowboys Center as central amenities. The Valley Ranch residential area will provide employers with a potential work force of 25,000.

**RETAIL CENTER:**

Indoor and outdoor dining, specialty shops and a pedestrian bridge connecting this area to Cowboys Headquarters will highlight the Retail Center. The dining and shopping opportunities will add to the "city-within-a-city" concept.

# Cowboys All-Time Roster

## ASSISTANT COACHES

Allen, Ermal, 1962-83  
Armstrong, Neill, 1982-83  
Berry, Raymond, 1968  
Dahms, Tom, 1960-62  
Dimancheff, Babe, 1960-62  
Ditka, Mike, 1973-81  
Ecklund, Brad, 1960-63  
Franklin, Bobby, 1968-72  
Gillman, Sid, 1972  
Hickey, Red, 1964  
Hughes, Ed, 1973-76  
Lavan, Al, 1980-83  
Lowry, Alan, 1982-83  
Mackovic, John, 1981-82  
Myers, Jim, 1962-83  
Nolan, Dick, 1962-67, 1982-83  
Reeves, Dan, 1970-80  
Renfro, Ray, 1968-72  
Roy, Alvin, 1973-75  
Shofner, Jim, 1983  
Stallings, Gene, 1972-83  
Stautner, Ernie, 1966-83  
Tubbs, Jerry, 1966-83  
Ward, Bob, 1976-83

## PLAYERS

Adderley, Herb, CB, Mich. St., 1970-72  
Adkins, Margene, WR, Henderson J.C., 1970-71  
Allen, Gary, RB, Hawaii, 1983  
Alworth, Lance, WR, Arkansas, 1971-72  
Andrie, George, DE, Marquette, 1962-72  
Arneson, Jim, G-C, Arizona, 1973-74  
Asher, Bob, T, Vanderbilt, 1970  
Babb, Gene, LB-RB, Austin College, 1960-61  
Babinecz, John, LB, Villanova, 1972-73  
Baker, Sam, P-K, Oregon State, 1962-63  
Baldinger, Brian, C, Duke, 1982-83  
Barnes, Benny, CB, Stanford, 1972-82  
Barnes, Gary, WR, Clemson, 1963  
Barnes, Rodrigo, LB, Rice, 1973-74  
Bateman, Marv, P, Utah, 1972-74  
Bates, Bill, S, Tennessee, 1983  
Baynham, Craig, RB, Georgia Tech, 1967-69  
Belden, Bob, QB, Notre Dame, 1969-70  
Berchich, Bob, S, Michigan State, 1960-61  
Berthea, Larry, DE, Michigan St., 1978-83  
Bielski, Dick, TE, Maryland, 1960-61  
Bishop, Don, CB, CCLA, 1960-65  
Blackwell, Alois, RB, Houston, 1978-79  
Boeke, Jim, T, Heidelberg, 1964-67  
Borden, Nate, DE, Indiana, 1960-61  
Braatz, Tom, LB, Marquette, 1960  
Bradfute, Byron, T, So. Miss., 1960-61  
Breunig, Bob, LB, Arizona State, 1975-83  
Brinson, Larry, RB, Florida, 1977-79  
Brock, Clyde, DT, Utah State, 1962-63  
Brown, Guy, LB, Houston, 1977-82  
Brown, Otto, CB-S, Prairie View, 1969  
Bullocks, Amos, RB, So. Ill., 1962-64  
Burkett, Jackie, LB, Auburn, 1968-69  
Butler, Bill, S, Chattanooga, 1960  
Caffey, Lee Roy, LB, Texas A&M, 1971  
Capone, Warren, LB, Louisiana State, 1975  
Carano, Glenn, QB, Nevada-Las Vegas, 1977-83

Carroll, Duane, P, Florida State, 1974  
Clark, Mike, K, Texas A&M, 1968-71, 1973  
Clark, Monte, T, Southern California, 1962  
Clark, Phil, CB-S, Northwestern, 1967-69  
Clarke, Frank, TE-WR, Colorado, 1960-67  
Clinkscale, Dextor, S, South Carolina St., 1980, 1982-83  
Cole, Larry, DE-DT, Hawaii, 1968-80  
Coleman, Ralph, LB, N. Car., A&T, 1972  
Colvin, Jim, DT, Houston, 1964-66  
Cone, Fred, K, Clemson, 1960  
Connelly, Mike, C, Utah State, 1960-67  
Conrad, Bobby Joe, WR, Texas A&M, 1969  
Cooper, Jim, C-G, Temple, 1977-83  
Cosbie, Doug, TE, Santa Clara, 1979-83  
Cronin, Gene, DE, Pacific, 1960  
Cvercko, Andy, G, Northwestern, 1961-62  
Daniels, Dick, S, Pacific (Ore.), 1966-68  
Davis, Donnie, WR, Southern, 1962  
Davis, Kyle, C, Oklahoma, 1975  
Davis, Sonny, LB, Baylor, 1961  
Dennison, Doug, RB, Kutztown State, 1974-78  
Deters, Harold, K, North Carolina St., 1967  
Dial, Buddy, WR, Rice, 1964-66  
Dickerson, Anthony, LB, SMU, 1980-83  
Dickson, Paul, T, Baylor, 1960  
Diehl, John, DT, Virginia, 1965  
Ditka, Mike, TE, Pittsburgh, 1969-72  
Doelling, Fred, S, Pennsylvania, 1960  
Donley, Doug, WR, Ohio State, 1981-83  
Donohue, Leon, G, San Jose State, 1965-67  
Donovan, Pat, T, Stanford, 1975-83  
Doran, Jim, WR, Iowa State, 1960-61  
Dorsett, Tony, RB, Pittsburgh, 1977-83  
Douglas, Merrill, RB, Utah, 1961  
Dowdle, Mike, RB-LB, Texas, 1960-62  
Downs, Michael, S, Rice, 1981-83  
Dugan, Fred, WR, Dayton, 1960  
Dunn, Perry Lee, RB, Mississippi, 1964-65  
Dupre, L. G., RB, Baylor, 1960-61  
DuPree, Billy Joe, TE, Michigan St., 1973-83  
Dutton, John, DE, Nebraska, 1979-83  
East, Ron, DT, Montana State, 1967-70  
Edwards, Dave, LB, Auburn, 1963-75  
Eidson, Jim, G-C, Miss. State, 1976  
Falls, Mike, G, Minnesota, 1960-61  
Fellows, Ron, CB, Missouri, 1981-83  
Fisher, Ray, T, Eastern Illinois, 1960  
Fitzgerald, John, G-C, Bost. Coll., 1971-80  
Flowers, Richmond, S, Tennessee, 1969-71  
Folkins, Lee, TE, Washington, 1962-64  
Franchhauser, Tom, CB, Purdue, 1960-61  
Frank, Bill, T, Colorado, 1964  
Frederick, Andy, T, New Mexico, 1977-81  
Fritsch, Toni, K, Vienna, Austria, 1971-73, 1975  
Frost, Ken, DT, Tennessee, 1961-62  
Fry, Bob, T, Kentucky, 1960-64  
Fugett, Jean, TE, Amherst, 1972-75  
Gaechter, Mike, S, Oregon, 1962-69  
Garrison, Walt, RB, Okla. St., 1966-74  
Gant, Pete, WR-TE, Mich. St., 1964-68  
Gibbs, Sonny, QB, Texas Christian, 1963  
Gonzaga, John, DE, no college, 1960  
Granger, Charlie, T, Southern, 1961  
Green, Allen, P-K, Mississippi, 1961  
Green, Cornell, CB-S, Utah State, 1962-74  
Gregg, Forrest, G-T, SMU, 1971

**Gregory, Bill**, DT-DE, Wisconsin, 1971-77  
**Gregory, Glynn**, WR-CB-S, SMU, 1961-62  
**Grottkau, Bob**, G, Oregon, 1961  
**Guy, Buzz**, G, Duke, 1960  
**Hagen, Halvor**, C-G, Weber State, 1969-70  
**Hansen, Wayne**, LB, Texas Western, 1960  
**Harris, Cliff**, S, Ouachita, 1970-79  
**Harris, Jim**, S, Oklahoma, 1961  
**Hayes, Bob**, WR, Florida A&M, 1965-74  
**Hayes, Wendell**, RB, Humboldt State, 1963  
**Hayes, Harold**, LB, So. Miss., 1963-67  
**Healy, Don**, DT, Maryland, 1960-61  
**Hegman, Mike**, LB, Tennessee State, 1976-83  
**Heinrich, Don**, QB, Washington, 1960  
**Henderson, Thomas**, LB, Langston, 1975-79  
**Herschman, Bill**, DT, Texas Tech, 1960-61  
**Herrera, Efron**, K, UCLA, 1974, 1976-77  
**Hill, Calvin**, RB, Yale, 1969-74  
**Hill, Rod**, CB, Kentucky State, 1982-83  
**Hill, Tony**, WR, Stanford, 1977-83  
**Hogeboom, Gary**, QB, Central Michigan, 1980-83  
**Homan, Dennis**, WR, Alabama, 1968-70  
**Hoopes, Mitch**, P, Arizona, 1975  
**Houser, John**, C-G, Redlands, 1960-61  
**Houston, Bill**, WR, Jackson State, 1974  
**Howard, Percy**, WR, Austin Peay, 1975  
**Howard, Ron**, TE, Seattle, 1974-75  
**Howley, Chuck**, LB, West Virginia, 1961-73  
**Howton, Bill**, WR, Rice, 1960-63  
**Hayem, Lynn**, C-G, Long Beach, 1962-63  
**Hughes, Randy**, S, Oklahoma, 1975-80  
**Humphrey, Buddy**, QB, Baylor, 1961  
**Hunter, Monty**, S, Salem, 1982  
**Hurt, Eric**, CB, San Jose St., 1980  
**Husmann, Ed**, DT, Nebraska, 1960  
**Hutcherson, Ken**, LB, Livingston State, 1974  
**Huther, Bruce**, LB, New Hampshire, 1977-80, 1983  
**Isbell, Joe Bob**, G, Houston, 1962-65  
**Jeffcoat, Jim**, DE, Arizona State, 1983  
**Janson, Jim**, RB, Iowa, 1976  
**Johnson, Butch**, WR, Cal-Riverside, 1976-83  
**Johnson, Mike**, CB, Kansas, 1966-69  
**Johnson, Mitch**, G, UCLA, 1965  
**Jones, Ed**, DE, Tennessee State, 1974-78, 1980-83  
**Jones, James**, RB, Miss. State, 1980-82  
**Jordan, Lee Roy**, LB, Alabama, 1963-76  
**Keller, Mike**, LB, Michigan, 1972  
**Killian, Gene**, G, Tennessee, 1974  
**Kiner, Steve**, LB, Tennessee, 1970  
**King, Angelo**, LB, South Carolina St., 1981-83  
**Klein, Dick**, T, Iowa, 1960  
**Kowalczyk, Walt**, RB, Michigan State, 1960  
**Kupp, Jake**, G, Washington, 1964-65  
**Kyle, Aaron**, CB, Wyoming, 1976-79  
**Laidlaw, Scott**, RB, Stanford, 1975-79  
**Lawless, Burton**, G, Florida, 1975-79  
**LeBaron, Eddie**, QB, Pacific, 1960-63  
**Lewis, D. D.**, LB, Miss. State, 1968-81  
**Lewis, Woodley**, WR, Oregon, 1960  
**Lilly, Bob**, DE-DT, Texas Christian, 1961-74  
**Liscio, Tony**, T, Tulsa, 1963-64, 1966-71  
**Livingston, Warren**, CB, Arizona, 1961-66  
**Lockett, J. W.**, RB, Central Okla., 1961-62  
**Logan, Obert**, S, Trinity (Tex.), 1965-66  
**Long, Bob**, LB, UCLA, 1962  
**Longley, Clint**, QB, Abilene Christian, 1974-75  
**Lothridge, Billy**, P-QB, Georgia Tech, 1964  
**Manders, Dave**, C, Mich. State, 1964-66, 1968-74  
**Manning, Wade**, CB, Ohio State, 1979  
**Marsh, Amos**, RB, Oregon State, 1961-64  
**Martin, Harvey**, DE, East Texas St., 1973-83  
**Mathews, Ray**, WR, Clemson, 1960  
**McCreary, Bob**, T, Wake Forest, 1961  
**McDaniels, David**, WR, Miss. Val., 1968  
**McDonald, Tommy**, WR, Oklahoma, 1964  
**McIlhenny, Don**, RB, SMU, 1960-61  
**McLean, Scott**, LB, Florida State, 1983  
**McSwain, Chuck**, RB, Clemson, 1983  
**Memmelaar, Dale**, G, Wyoming, 1962-63  
**Meredith, Don**, QB, SMU, 1960-68  
**Meyers, John**, DT, Washington, 1962-63  
**Miller, Jim**, P, Mississippi, 1983  
**Mitchell, Aaron**, CB, Nevada-Las Vegas, 1979-80  
**Moegle, Dick**, S, Rice, 1961  
**Montgomery, Mike**, RB-WR, Kans. St., 1972-73  
**Mooty, Jim**, CB, Arkansas, 1960  
**Morgan, Dennis**, RB, Western Illinois, 1974  
**Morton, Craig**, QB, California, 1965-74  
**Murchison, Ola Lee**, WR, Pacific, 1961  
**Neely, Ralph**, G-T, Oklahoma, 1965-77  
**Newhouse, Robert**, RB, Houston, 1972-83  
**Newsome, Timmy**, RB, Winston-Salem, 1980-83  
**Niland, John**, G, Iowa, 1966-74  
**Nolan, Dick**, S, Maryland, 1962  
**Norman, Pattis**, TE, J. C. Smith, 1962-70  
**Norton, Jerry**, S, SMU, 1962  
**Nutting, Ed**, T, Georgia Tech, 1963  
**Nye, Blaine**, G, Stanford, 1968-76  
**Overton, Jerry**, S, Utah, 1963  
**Parks, Billy**, WR, Long Beach State, 1972  
**Patera, Jack**, LB, Oregon, 1960-61  
**Pearson, Drew**, WR, Tulsa, 1973-83  
**Pearson, Preston**, RB, Illinois, 1975-80  
**Peoples, George**, RB, Auburn, 1982  
**Percival, Mac**, K, Texas Tech, 1974  
**Perkins, Don**, RB, New Mexico, 1961-68  
**Petersen, Kurt**, G, Missouri, 1980-83  
**Peterson, Calvin**, LB, UCLA, 1974-75  
**Pinder, Cyril**, RB, Illinois, 1973  
**Poimboeuf, Lance**, K, SW La., 1963  
**Porterfield, Garry**, DE, Tulsa, 1965  
**Pozderac, Phil**, T, Notre Dame, 1982-83  
**Pugh, Jethro**, DT, Eliz. City St., 1965-78  
**Putnam, Duane**, G, Pacific, 1960  
**Rafferty, Tom**, G-C, Penn State, 1976-83  
**Randall, Tom**, DG, Iowa State, 1978  
**Randle, Sonny**, WR, Virginia, 1968  
**Reese, Beasley**, CB-WR, N. Texas St., 1976  
**Reese, Guy**, DT, SMU, 1962-63  
**Reeves, Dan**, RB-QB, S. Car., 1965-72  
**Renfro, Mel**, CB-RB-S, Oregon, 1964-77  
**Rentzel, Lance**, WR, Oklahoma, 1967-70  
**Rhyme, Jerry**, QB, Tulsa, 1965-68  
**Richards, Golden**, WR, Hawaii, 1973-78  
**Richards, Howard**, T, Missouri, 1981-83  
**Richardson, Gloster**, WR, Jack. St., 1971  
**Ridgway, Colin**, P-K, Lamar Tech, 1965  
**Ridlon, Jim**, S, Syracuse, 1963-64  
**Roach, John**, QB, SMU, 1964  
**Robinson, Larry**, RB, Tennessee, 1973  
**Roe, Bill**, LB, Colorado, 1980  
**Rohrer, Jeff**, LB, Yale, 1982-83  
**Rucker, Reggie**, WR, Boston U., 1970-71  
**Saldi, Jay**, TE, South Carolina, 1976-82  
**Sandeman, Bill**, DT, Pacific, 1966  
**Schaum, Greg**, DE, Michigan State, 1976

## Cowboys All-Time Roster (Cont.)

Schoenke, Ray, T, SMU, 1963-64	Townes, Willie, DE, Tulsa, 1966-68
Schultz, Chris, T, Arizona, 1983	Truax, Billy, TE, Louisiana State, 1971-73
Scott, Herbert, G, Virginia Union, 1975-83	Tubbs, Jerry, LB, Oklahoma, 1960-67
Sellers, Ron, WR, Florida State, 1972	Tuinei, Mark, DT, Hawaii, 1983
Seption, Rafael, K, SW Louisiana, 1978-83	Van Raaphorst, Dick, K, Ohio State, 1964
Shaw, Robert, C, Tennessee, 1979-81	Villanueva, Danny, P-K, New Mex. St., 1965-67
Sherer, Dave, P, SMU, 1960	Walker, Louie, LB, Colorado State, 1974
Shy, Les, RB, Long Beach State, 1966-69	Walker, Malcolm, C, Rice, 1966-69
Simmons, Cleo, TE, Jackson State, 1983	Wallace, Rodney, G-T, New Mex., 1971-73
Simmons, Dave, LB, Georgia Tech, 1968	Walls, Everson, CB, Grambling, 1981-83
Smerek, Don, DL, Nevada-Reno, 1981, 1982-83	Walter, Mike, LB, Oregon, 1983
Smith, J. D., RB, N. Car. A&T, 1965-66	Walton, Bruce, G, UCLA, 1973-75
Smith, Jackie, TE, NW Louisiana, 1978	Warren, John, P, Tennessee, 1983
Smith, Jim Ray, G-I, Baylor, 1963-64	Washington, Mark, CB, Morgan St., 1970-78
Smith, Tody, DE-DT, USC, 1971-72	Waters, Charlie, S-CB, Clemson, 1970-78, 1980-81
Solomon, Roland, S, Utah, 1980	Wayt, Russell, LB, Rice, 1965
Spradlin, Danny, LB, Tennessee, 1981-82	Welch, Claxton, RB, Oregon, 1969-71
Springs, Ron, RB, Ohio State, 1979-83	Wells, Norm, G, Northwestern, 1980
Stalls, Dave, DE, Northern Colorado, 1977-79	White, Danny, QB-P, Arizona State, 1976-83
Staubach, Roger, QB, Navy, 1969-79	White, Randy, LB-DE, Maryland, 1975-83
Steele, Robert, WR, N. Alabama, 1978	Whitfield, A. D., RB, N. Texas St., 1965
Stephens, Larry, DE, Texas, 1963-67	Whittingham, Frad, LB, Cal. Poly, 1969
Stiger, Jim, RB, Washington, 1963-65	Widby, Ron, P, Tennessee, 1968-71
Stincic, Tom, LB, Michigan, 1969-71	Wilbur, John, T, Stanford, 1966-69
Stokes, Sim, WR, Northern Arizona, 1967	Williams, Joe, RB, Wyoming, 1971
Stowe, Otto, WR, Iowa State, 1973	Wilson, Steve, WR, Howard, 1979-81
Strayhorn, Les, RB, East Carolina, 1973-74	Wisener, Gary, WR, Baylor, 1960
Strychula, Andy, DE, Penn State, 1968	Woolsey, Rolly, CB-S, Boise State, 1975
Talbert, Don, DE-T, Texas, 1962, 1965, 1971	Wright, Brad, QB, New Mexico, 1982
Thomas, Bill, RB, Boston College, 1972	Wright, Rayfield, TE-T, Fr. Valley St., 1967-79
Thomas, Duane, RB, W. Texas St., 1970-71	Wright, Steve, T, Northern Iowa, 1981-82
Thomas, Ike, CB, Bishop, 1971	Youmans, Maury, DE, Syracuse, 1964-65
Thornton, Bruce, DE-DT, Illinois, 1979-81	Young, Charles, RB, N.C. State, 1974-76
Thurman, Dennis, CB, USC, 1978-83	
Titensor, Glen, G, Brigham Young, 1981-83	
Toomay, Pat, DE, Vanderbilt, 1970-74	

## Cowboys 1984 Draft Choices

NAME	POS.	HT.	WT.	BIRTHDATE	COLLEGE	HOW ACQ.**
Aughtman, Dowe	DL	6-2	264	1/28/61	Auburn	D-11
Cannon, Billy	LB	6-4	231	10/8/61	Texas A&M	D-1
Cornwell, Fred	TE	6-6	238	8/7/61	So. California	D-3
DeOssie, Steve	LB	6-2	249	11/22/62	Boston College	D-4
*Fowler, Todd	RB	6-3	212	6/9/62	S. F. Austin	SD-1
Granger, Norm	RB	5-9	221	9/14/61	Iowa	D-5b
Hunt, John	OL	6-4	254	11/6/62	Florida	D-9a
*Levelis, Joe	OG	6-3	270	1/6/61	Iowa	D-6b
Lewis, Carl	WR	6-3	187	7/1/61	Houston	D-12
Lockhart, Eugene	LB	6-2	231	4/2/61	Houston	D-6a
*Martin, Ed	LB	6-3	218	5/29/62	Indiana State	D-7
Maune, Neal	OL	6-4	263	11/4/60	Notre Dame	D-9b
*Moore, Malcolm	WR	6-3	199	6/24/61	USC	SD-2
Pelluer, Steve	QB	6-4	208	7/29/62	Washington	D-5a
Revell, Mike	RB	5-11	199	1/23/62	Bethune Cookman	D-8
Salonen, Brian	TE	6-3	229	7/29/61	Montana	D-10
Scott, Victor	DB	6-0	192	6/1/62	Colorado	D-2
*Spek, Jeff	TE	6-3	230	10/1/60	San Diego St.	SD-3

\*Playing in USFL.

\*\*SD denotes supplemental draft of USFL players eligible for 1984 NFL draft.



# Cowboys 1984 Veterans Roster

NO.	NAME	POS.	HT.	WT.	BIRTHDATE	COLLEGE	NFL EXP.
31	Allen, Gary	RB	5-10	183	4/23/60	Hawaii	3
62	Baldinger, Brian	G	6-4	255	1/7/59	Duke	3
40	Bates, Bill	S	6-1	199	6/6/61	Tennessee	2
53	Breunig, Bob	LB	6-2	227	7/4/53	Arizona State	10
47	Clinkscale, Dextor	S	5-11	190	4/13/58	South Carolina State	4
61	Cooper, Jim	T	6-5	267	9/28/55	Temple	8
84	Cosbie, Doug	TE	6-6	236	3/27/56	Santa Clara	6
51	Dickerson, Anthony	LB	6-2	222	6/9/57	SMU	5
83	Donley, Doug	WR	6-0	178	2/6/59	Ohio State	4
33	Dorsett, Tony	RB	5-11	192	4/7 54	Pittsburgh	8
26	Downs, Michael	S	6-3	205	6/9/59	Rice	4
78	Dutton, John	DT	6-7	264	2/6/51	Nebraska	11
27	Fellows, Ron	CB	6-0	178	11/7/58	Missouri	4
58	Hegman, Mike	LB	6-1	231	1/17/53	Tennessee State	9
25	Hill, Rod	CB	6-0	193	3/14/59	Kentucky State	3
80	Hill, Tony	WR	6-2	198	6/23/56	Stanford	8
14	Hogeboom, Gary	QB	6-4	200	8/21/58	Central Michigan	5
77	Jeffcoat, Jim	DE	6-5	264	4/1/61	Arizona State	2
72	Jones, Ed	DE	6-9	275	2/23/51	Tennessee State	10
23	Jones, James	RB	5-10	199	12/6/58	Mississippi State	4
57	King, Angelo	LB	6-1	222	2/10/58	South Carolina State	4
35	McSwain, Chuck	RB	6-0	191	2/21/61	Clemson	2
3	Miller, Jim	P	5-11	183	7/5/57	Mississippi	5
30	Newsome, Timmy	RB	6-1	235	5/17/58	Winston-Salem State	5
65	Petersen, Kurt	G	6-6	258	8/7/59	Missouri	4
75	Pozderac, Phil	T	6-9	274	12/19/59	Notre Dame	3
64	Rafferty, Tom	C	6-3	259	8/2/54	Penn State	9
82	Renfro, Mike	WR	6-0	184	6/19/55	TCU	7
70	Richards, Howard	G	6-6	258	8/7/59	Missouri	4
50	Rohrer, Jeff	LB	6-3	232	12/25/58	Yale	3
66	Schultz, Chris	T	6-8	265	2/16/60	Arizona	2
68	Scott, Herbert	G	6-2	260	1/18/53	Virginia Union	10
1	Septien, Rafael	K	5-10	171	12/12/53	SW Louisiana	8
85	Simmons, Cleo	TE	6-2	225	10/21/60	Jackson State	2
60	Smerek, Don	DT	6-7	255	12/20/57	Nevada-Reno	4
20	Springs, Ron	RB	6-1	218	11/4/56	Ohio State	6
32	Thurman, Dennis	CB	5-11	182	4/13/56	USC	7
63	Titensor, Glen	C	6-4	251	2/21/58	Brigham Young	4
71	Tuinei, Mark	DT	6-5	270	3/31/60	Hawaii	2
24	Walls, Everson	CB	6-1	194	12/28/59	Gambling	4
59	Walter, Mike	LB	6-3	238	11/30/60	Oregon	2
5	Warren, John	P	6-0	207	11/8/60	Tennessee	2
11	White, Danny	QB	6-2	193	2/9/52	Arizona State	9
54	White, Randy	DT	6-4	263	1/15/53	Maryland	10

# Cowboys Honors

## PRO BOWL

- 1960 — Jim Doran, WR (1st appearance).
- 1961 — Dick Bielski, TE (1); Don Perkins, RB (1).
- 1962 — Don Bishop, CB (1); Eddie LeBaron, QB (1); Bob Lilly, DE (1); Don Perkins, RB (2); Jerry Tubbs, LB (1).
- 1963 — Sam Baker, K (1); Lee Folkins, TE (1); Don Perkins, RB (3).
- 1964 — Bob Lilly, DT (2); Mel Renfro, S (1).
- 1965 — Cornell Green, CB (1); Mel Renfro, S (2); Chuck Howley, LB (1); George Andrie, DE (1); Bob Lilly, DT (3); Bob Hayes, WR (1).
- 1966 — George Andrie, DE (2); Cornell Green, CB (2); Bob Hayes, WR (2); Chuck Howley, LB (2); Bob Lilly, DT (4); Dave Manders, C (1); Don Meredith, QB (1); Don Perkins, RB (4); Mel Renfro, S (3).
- 1967 — George Andrie, DE (3); Cornell Green, CB (3); Bob Hayes, WR (3); Chuck Howley, LB (3); Lee Roy Jordan, LB (1); Bob Lilly, DT (5); Ralph Neely, T (1); Don Perkins, RB (5); Mel Renfro, S (4).
- 1968 — George Andrie, DE (4); Chuck Howley, LB (4); Lee Roy Jordan, LB (2); Bob Lilly, DT (6); Don Meredith, QB (2); John Niland, G (1); Don Perkins, RB (6); Mel Renfro, S (5).
- 1969 — George Andrie, DE (5); Calvin Hill, RB (1); Chuck Howley, LB (5); Lee Roy Jordan, LB (3); Bob Lilly, DT (7); Ralph Neely, T (2); John Niland, G (2); Mel Renfro, S (6).
- 1970 — Bob Lilly, DT (8); John Niland, G (3); Mel Renfro, CB (7).
- 1971 — Bob Lilly, DT (9); John Niland, G (4); Mel Renfro, CB (8); Cornell Green, S (4); Rayfield Wright, T (1); Roger Staubach, QB (1); Ron Widby, P (1); Chuck Howley, LB (6); Duane Thomas (1, injured).
- 1972 — Bob Lilly, DT (10, injured); Mel Renfro, CB (9); Cornell Green, S (5); John Niland, G (5); Calvin Hill, RB (2); Rayfield Wright, T (2); Walt Garrison (1).
- 1973 — Mel Renfro, CB (10); John Niland, G (6); Rayfield Wright, T (3); Bob Lilly, DT (11, injured); Lee Roy Jordan, LB (4, injured); Calvin Hill, RB (3, injured).
- 1974 — Lee Roy Jordan, LB (5); Rayfield Wright, T (4); Calvin Hill, RB (4); Cliff Harris, S (1); Blaine Nye, G (1); Drew Pearson, WR (1).
- 1975 — Cliff Harris, S (2); Rayfield Wright, T (5).
- 1976 — Billy Joe DuPree, TE (1); Cliff Harris, S (3); Harvey Martin, DE (1); Blaine Nye, G (2); Drew Pearson, WR (2); Roger Staubach, QB (2); Charlie Waters, S (1); Rayfield Wright, T (6).
- 1977 — Billy Joe DuPree, TE (2); Cliff Harris, S (4); Efen Herrera, K (1); Harvey Martin, DE (2); Drew Pearson, WR (3); Roger Staubach, QB (3, injured); Charlie Waters, S (2); Randy White, DT (1).
- 1978 — Tony Dorsett, RB (1); Billy Joe DuPree, TE (3); Cliff Harris, S (5); Thomas Henderson, LB (1); Tony Hill, WR (1); Harvey Martin, DE (3, injured); Roger Staubach, QB (4); Charlie Waters, S (3); Randy White, DT (2, injured).
- 1979 — Bob Breunig, LB (1); Pat Donovan, T (1); Cliff Harris, S (6); Tony Hill, WR (2); Harvey Martin, DE (4); Herbert Scott, G (1); Roger Staubach, QB (5); Randy White, DT (3).
- 1980 — Bob Breunig, LB (2); Pat Donovan, T (2); Herbert Scott, G (2); Randy White, DT (4).
- 1981 — Tony Dorsett, RB (2); Pat Donovan, T (3); Ed Jones, DE (1); Herbert Scott, G (3); Rafael Septien, K (1); Everson Walls, CB (1); Randy White, DT (5).
- 1982 — Bob Breunig, LB (3); Pat Donovan, T (4); Tony Dorsett, RB (3); Ed Jones, DE (2); Everson Walls, CB (2); Danny White, QB (1); Randy White, DT (6).
- 1983 — Doug Cosbie, TE (1); Tony Dorsett, RB (4); Ed Jones, DE (3); Everson Walls, CB (3); Randy White, DT (7).

## ALL-PRO

- 1962—Don Perkins, RB (1), (AP, NEA); Jerry Tubbs, LB (1), (Sporting News).
- 1963—Chuck Howley, LB (1), (Sporting News).
- 1964—Frank Clarke, TE-WR (1), (AP); Bob Lilly, DT (1), (AP, UPI, NEA); Jim Ridlon, DB (1), (Sporting News).
- 1965—Bob Lilly, DT (2), (AP, UPI, NEA, Sporting News); Mel Renfro, S (1), (NEA, Sporting News); Bob Hayes, WR (1), (Sporting News)

- 1966—Bob Hayes, WR (2), (AP, UPI, NEA, Sporting News); Bob Lilly, DT (3), (AP, UPI, NEA, Sporting News); Chuck Howley, LB (2), (AP, UPI, NEA); Cornell Green, CB (1), (AP, NEA, Sporting News); Dan Reeves, RB (1), (Sporting News); Ralph Neely, T (1), (Sporting News); Lee Roy Jordan, LB (1), (Sporting News).
- 1967—George Andrie, DE (1), (Sporting News); Cornell Green, CB (2), (NEA, UPI, AP, Sporting News); Bob Hayes, WR (3), (Sporting News); Chuck Howley LB (3), (AP, Sporting News); Bob Lilly, DT (4), (NEA, UPI, AP, Sporting News); Ralph Neely, T (2), (UPI, AP, Sporting News); Mel Renfro, S (2), (Sporting News).
- 1968—Cornell Green, CB (3), (NEA); Bob Hayes, WR (4), (AP); Chuck Howley, LB (4), (AP, NEA); Bob Lilly, DT (5), (AP, UPI, NEA); Ralph Neely, T (3), (AP, UPI, NEA).
- 1969—Cornell Green, CB (4), (UPI); Calvin Hill, RB (1), (AP, UPI); Chuck Howley, LB (5), (AP, UPI, NEA); Bob Lilly, DT (6), (AP, NEA); Ralph Neely, T (4), (AP, UPI, NEA); John Niland, G (1), (AP); Mel Renfro, S (3), (NEA).
- 1970—Chuck Howley, LB (6), (PFWA, AP).
- 1971—Bob Lilly, DT (7), (AP, PFWA, NEA); Mel Renfro, CB (4), (NEA); John Niland, G (2), (AP, PFWA); Rayfield Wright, T (1), (AP, PFWA).
- 1972—Rayfield Wright, T (2), (PFWA, AP, UPI, NEA); John Niland, G (3), (AP); Blaine Nye, G (1), (NEA).
- 1973—Mel Renfro, CB (5), (NEA, PFWA); Rayfield Wright, T (3), (AP, PFWA); Lee Roy Jordan, LB (2), (NEA, PFWA); Calvin Hill, RB (2), (PFWA).
- 1974—Drew Pearson, WR (1), (AP, PFWA).
- 1975—Cliff Harris, S (1), (NEA); Rayfield Wright, T (4), (NEA).
- 1976—Cliff Harris, S (2), (AP, NEA, PFWA); Drew Pearson, WR (2), (AP, PFWA).
- 1977—Cliff Harris, S (3); (AP, NEA, PFWA); Efred Herrera, K (1), (AP, NEA, PFWA); Harvey Martin, DE (1), (AP, NEA, PFWA); Drew Pearson, WR (3), (AP, NEA, PFWA); Charlie Waters, S (1), (PFWA).
- 1978—Cliff Harris, S (4), (AP, PFWA); Charlie Waters, S (2), (NEA, PFWA); Randy White, DT (1), (AP, NEA, PFWA).
- 1979—Randy White, DT (2), (AP, NEA, PFWA).
- 1980—Herbert Scott, G (1), (AP, NEA); Randy White, DT (3), (NEA, PFWA).
- 1981—Tony Dorsett, RB (1), (AP, NEA, PFWA); Ed Jones, DT (1), (NEA); Herbert Scott, G (2), (AP); Rafael Septien, K (1), (AP, PFWA); Randy White, DT (4), (AP, NEA, PFWA).
- 1982—Ed Jones, DE (2), (AP); Everson Walls, CB (1), (PFWA); Randy White, DT (5), (AP, PFWA, NEA).
- 1983—Everson Walls, CB (2), (AP); Randy White, DT (6), (AP, PFWA).

## Cowboys All-Time College Roster

Abilene Christian 1; Alabama 2; Amherst 1; Arizona 4; Arizona State 3; Arkansas 2; Auburn 3; Austin College 1; Austin Peay 1; Baylor 6; Bishop 1; Boise State 1; Boston College 2; Boston U. 1; Brigham Young 1; California 1; California Poly 1; Cal-Riverside 1; Central Michigan 1; Central Okla. State 1; Chattanooga 1; City College of Los Angeles 1; Clemson 5; Colorado 3; Colorado State 1; Dayton 1; Duke 2; East Carolina 1; East Texas State 3; Fort Valley State 1.

Georgia Tech 4; Grambling 1; Hawaii 4; Heidelberg 1; Henderson J.C. 1; Houston 5; Howard 1; Humboldt State 1; Illinois 3; Indiana 1; Iowa 3; Iowa State 3; Jackson State 3; Johnson C. Smith 1; Kansas 1; Kansas State 1; Kentucky 1; Kentucky State 2; Kutztown State 1; Lamar Tech 1; Langston, Okla. 1; Livingston State 1; Long Beach State 3; Louisiana State 2; Marquette 2; Maryland 4; Michigan 2; Michigan State 8; Minnesota 1; Mississippi 3; Mississippi State 3; Mississippi Valley 1; Missouri 3; Montana State 1; Morgan State 1; Naval Academy 1; Nebraska 2; Nevada-Las Vegas 2; Nevada-Reno 1; New Hampshire 1; New Mexico 4; New Mexico State 1.

North Alabama 1; North Carolina A&T 2; North Carolina State 2; North Texas State 2; Northern Arizona 1; Northern Colorado 1; Northern Iowa 1; Northwest Louisiana 1; Northwestern 3; Notre Dame 2; Ohio State 4; Oklahoma 7; Oklahoma State 1; Oregon 7; Oregon State 2; Ouachita Baptist 1; Pacific, Calif. 5; Pacific, Ore. 1; Pennsylvania 1; Penn State 2; Pittsburgh 2; Prairie View 1; Purdue 1; Redlands 1; Rice 7; Salem 1; San Jose State 2; Santa Clara 1; Seattle 1; South Carolina 2; South Carolina St. 2; Southern California 3; Southern Illinois 1; Southern Methodist 10; Southern Mississippi 2; Southern U. 2.

Southwestern Louisiana 2; Stanford 6; Syracuse 2; Temple 1; Tennessee 10; Tennessee State 2; Texas 3; Texas A&M 3; Texas Christian 2; Texas-El Paso 1; Texas Tech 2; Trinity, Tex. 1; Tulsa 5; UCLA 5; Utah 4; Utah State 3; Vanderbilt 2; Villanova 1; Virginia 2; Virginia Union 1; Wake Forest 1; Washington 5; Weber State 1; West Texas State 1; West Virginia 1; Western Illinois 1; Winston-Salem 1; Wisconsin 1; Wyoming 3; Yale 2.

# Cowboys All-Time Draft

## 1961

### (Drafted 2nd)

- (A) NO CHOICE**  
Choice traded along with sixth choice to Washington for EDDIE LEBARON.
- (B) BOB LILLY**  
T, Texas Christian University, 6-5, 242 — Choice from Cleveland for first round pick in 1962.
- E. J. HOLUB**  
LB, Texas Tech, 6-4, 218 (went to AFL).
- STEW BARBER**  
G, Penn State, 6-3, 230 (went to AFL).
- SONNY DAVIS**  
E, Baylor, 6-2, 210.
- NO CHOICE**  
Choice traded to San Francisco for GENE BABB.
- NO CHOICE**  
Choice traded, along with first choice, to Washington for LEBARON.
- ART GILMORE**  
HB, Oregon State, 6-0, 200.
- DON TALBERT**  
T, Texas, 6-5, 220.
- GLENN GREGORY**  
HB, SMU, 6-2, 195.
- NO CHOICE**  
Choice traded to Green Bay for FRED CONE.
- NORRIS STEVENSON**  
HB, Missouri, 6-1, 205.
- LOWNDES SHINGLER**  
QB, Clemson, 6-1, 205.
- DON GOODMAN**  
HB, Florida, 6-0, 200.
- BILL SHAW**  
T, Georgia Tech, 6-3, 222 (went to AFL).
- JULIUS VARNADO**  
T, San Francisco State, 6-4, 220 (went to AFL).
- JERRY STEFFEN**  
HB, Colorado, 6-10, 190.
- EVERETT CLOUD**  
HB, Maryland, 6-0, 190.
- RANDY WILLIAMS**  
HB, Indiana, 6-3, 208.
- LYNN HOYEM**  
C, Long Beach State, 6-4, 225.
- JERRY MORGAN**  
QB, Iowa State, 6-3, 195.

## 1962

### (Drafted 4th)

- NO CHOICE**  
Choice traded to Cleveland for first round pick in 1961 when Cowboys picked BOB LILLY.
- SONNY GIBBS\***  
QB, TCU, 6-7, 225.
- (A) NO CHOICE**  
Choice to Chicago for DON MEREDITH.
- (B) BOBBY PLUMMER**  
G, TCU, 6-2, 235 — Choice from Cleveland for DUANE PUTTAM.
- NO CHOICE**  
Choice to San Francisco for BILL HERCHMAN.

## 5. NO CHOICE

- Choice to Los Angeles for JIMMY HARRIS.
- (A) DONNIE DAVIS**  
E, Southern University, 6-2, 235.
  - (B) GEORGE ANDRIE**  
E, Marquette, 6-7, 247 — Choice and ALLEN GREEN from New York for FRED DUGAN.
  - NO CHOICE**  
Choice to Los Angeles for JOHN HOUSER.
  - KEN TUREAUD**  
B, Michigan, 6-1, 198.
  - NO CHOICE**  
Choice to Baltimore for DON PERKINS.
  - JOHN M. LONGMEYER**  
G, Southern Illinois, 6-3, 230.
  - LARRY HUDAS**  
E, Michigan State, 6-4, 208.
  - NO CHOICE**  
Choice to Green Bay for STEVE MELINGER.
  - ROBERT MOSES**  
E, Texas, 6-3, 211.
  - HAROLD HAYS\***  
G, Southern Mississippi, 6-3, 218.
  - GUY REESE**  
T, SMU, 6-5, 238.
  - ROBERT JOHNSTON**  
T, Rice, 6-4, 215.
  - RAY JACOBS**  
T, Howard Payne, 6-3, 265 (went to AFL).
  - DAVE CLOUTIER\***  
B, Maine, 6-0, 195 (went to AFL).
  - PAUL HOLMES**  
T, Georgia, 6-5, 220.
  - AMOS BULLOCKS**  
B, Southern Illinois, 6-1, 197.

## 1963

### (Drafted 6th)

- LEE ROY JORDAN**  
LB, Alabama, 6-2, 210.
- NO CHOICE**  
Choice traded, along with ninth choice, to Chicago for CHUCK HOWLEY.
- JIM PRICE**  
LB, Auburn, 6-3, 225.
- WHALEY HALL\***  
G, Mississippi, 6-3, 230.
- NO CHOICE**  
Choice traded to New York for DICK NOVAN.
- NO CHOICE**  
Choice traded to Green Bay for JOHN SUTRO.
- MARY CLOTHIER**  
G, Kansas, 6-4, 220.
- NO CHOICE**  
Choice traded to Green Bay for LEE FOLKINS.
- NO CHOICE**  
Choice traded to Chicago.
- ROD SCHEYER**  
T, Washington, 6-2, 220.
- RAY SCHOENKE**  
C, SMU, 6-3, 225.
- BILL PERKINS**  
B, Iowa, 6-2, 218.

## 13. PAUL WICKER\*

- T, Fresno State, 6-5, 248.
- LOU CIOCI**  
LB, Boston College, 6-2, 225.
  - JERRY OVERTON**  
B, Utah, 6-2, 192.
  - DENNIS GOLDEN**  
T, Holy Cross, 6-4, 235.
  - ERNEST PARKS\***  
G, McMurry, 6-4, 230 (went to AFL).
  - BILL FRANK**  
T, Colorado, 6-4, 250.
  - JIM STIGER**  
B, Washington, 5-11, 195.
  - TOMMY LUCAS**  
E, Texas, 6-3, 218.

## 1964

### (Drafted 4th)

- NO CHOICE**  
Choice traded to Pittsburgh for BUDDY LIAL.
- MEL RENFRO**  
B, Oregon, 6-0, 195.
- NO CHOICE**  
Choice traded to Los Angeles for BOB LONG and JOHN MEYERS.
- PERRY LEE DUNN**  
B, Mississippi, 6-2, 205.
- NO CHOICE**  
Choice traded to Green Bay for GARY BARNES.
- (A) BILLY LOTHBRIDGE**  
QB, Georgia Tech, 6-1, 188.
- (B) JIM CURRY**  
E, Cincinnati, 6-4, 215 — Choice from Cleveland for ANDY CVERCKO.
- (C) JIMMY EVANS**  
E, Texas Western, 6-1, 194 — Choice from Green Bay for JERRY NORTON.
- BOB HAYES\***  
WR, Florida A & M, 5-11, 189.
- AL GEVERINK**  
B, UCLA, 6-2, 190.
- JAKE KUPP**  
E, Washington, 6-3, 215.
- ROGER STAUBACH\***  
QB, Navy, 6-2, 190.
- BOBBY CRENSHAW**  
G, Baylor, 6-3, 230 (went to AFL).
- JOHNNY NORMAN**  
E, Northwestern Louisiana, 6-1, 185.
- JERRY RHOME**  
QB, Tulsa, 6-0, 185.
- JIM WORDEN**  
LB, Wittenberg, 6-1, 230.
- BILL VAN BURKLED**  
B, Tulsa, 5-11, 185.
- PAUL CERCEL**  
C, Pittsburgh, 6-2, 222.
- HARRY ABELL**  
E, Missouri, 6-3, 212 (went to AFL).
- NO SELECTION**  
Player chosen not eligible.
- H. D. MURPHY**  
B, Oregon, 6-0, 190.
- JOHN HUGHES**  
LB, SMU, 6-2, 220.

## 1965

### (Drafted 5th)

1. **CRAIG MORTON**  
QB, California, 6-4, 215.
2. **MALCOLM WALKER**  
LB, Rice, 6-4, 245.
3. **NO CHOICE**  
Choice traded to Green Bay (who traded it to New York) for JOHN ROACH.
4. (A) **JIM SIDLE**  
B, Auburn, 6-2, 215.
4. (B) **BOB SVIHUS**  
T, USC, 6-4, 240 (went to AFL) — Choice from Detroit for SONNY GIBBS.
5. **ROGER PETTEE**  
LB, Florida, 6-4, 230.
6. **SONNY UTZ**  
RB, VPI, 5-11, 215.
7. **BRIG OWENS**  
B, Cincinnati, 5-11, 183.
8. **RUSSELL WATT**  
LB, Rice, 6-4, 235.
9. **JIM ZANIOS**  
FB, Texas Tech, 6-0, 215.
10. **GAYLON MCCOLLOUGH**  
C, Alabama, 6-3, 215.
11. **JETHRO PUGH**  
T, Elizabeth City, State, 6-6, 255.
12. **ERNIE KELLERMAN**  
QB, Miami (Ohio), 6-0, 175.
13. **JACK SCHRAUB**  
E, California, 6-6, 210.
14. **GARRY PORTERFIELD**  
E, Tulsa, 6-3, 235.
15. **GENE FOSTER**  
B, Arizona State, 6-0, 195 (went to AFL).
16. **DOUG McDUGAL**  
E, Oregon State, 6-4, 228.
17. **MITCH JOHNSON**  
T, UCLA, 6-4, 245.
18. **MARTIN AMSLER**  
T, Evansville, 6-5, 250.
19. **MARY RETTERMUND**  
HB, Ball State, 5-10, 195.
20. **RON BARLOW\***  
T, Kansas State, 6-2, 230.

## 1966

### (Drafted 5th)

1. **JOHN NILAND**  
G, Iowa, 6-3, 245.
2. **WILLIE TOWNES\***  
DE, Tulsa, 6-5, 265.
3. **NO CHOICE**  
Choice to San Francisco for LEON DONOHUE.
4. **NO CHOICE**  
Choice to Baltimore for RALPH NEELY.
5. (A) **NO CHOICE**  
Choice to San Francisco for J. D. SMITH.
5. (B) **WALT GARRISON**  
RB, Oklahoma State, 6-0, 209 — Choice from Baltimore thru Detroit for AMOS MARSH.
6. **BOB DUNLEVY**  
E, West Virginia, 6-4, 195.
7. **ART ROBINSON**  
E, Florida A & M, 6-0, 208.
8. **DON KUNIT**  
RB, Penn State, 6-2, 200.
9. **DARRELL ELAM**  
FL, West Virginia Tech, 6-2, 189.

14. **LEWIS TURNER**  
RB, Norfolk State, 6-2, 183.
15. **MARK GARTUNG\***  
DT, Oregon State, 6-4, 255.
16. **TOM PIGGEE**  
RB, San Francisco State, 5-11, 200.
17. **GEORGE ALLEN**  
T, West Texas State, 6-7, 245 (went to AFL).
18. **STEVE ORR**  
DT, Washington, 6-4, 230.
19. **BYRON JOHNSON**  
E, Central Washington State, 6-5, 255.
20. **LOU HUDSON**  
FL, Minnesota, 6-5, 220.

## 1967

### (Drafted 23rd)

1. **NO CHOICE**  
Choice given along with second and two fifths, to Houston for RALPH NEELY.
2. **NO CHOICE**  
NEELY trade.
3. **PHIL CLARK**  
DB, Northwestern, 6-2, 207.
4. **CURTIS MARKER**  
G, Northern Michigan, 6-2, 253.
5. (A) **NO CHOICE**  
Choice and JIM STEFFEN from Washington for BRIG CWENS, MITCH JOHNSON & JAKE KUPP; NEELY trade.
5. (B) **NO CHOICE**  
Choice from Cleveland for JOE BOB ISBELL; NEELY trade.
5. (C) **NO CHOICE**  
Choice to Green Bay for HENRY GREMINGER.
6. **SIMS STOKES**  
E, Northern Arizona, 6-1, 198.
7. **RAYFIELD WRIGHT**  
T, Ft. Valley State, 6-7, 235.
8. **STEVE LAUB**  
QB, Illinois Wesleyan, 6-1, 190.
9. **BYRON MORGAN**  
DB, Findlay (Ohio), 6-3, 212.
10. **EUGENE BOWEN**  
RB, Tennessee A&I, 5-8, 210.
10. **MASON MITCHELL**  
RB, Washington, 6-1, 170.
11. **AUSTIN DENNEY\***  
E, Tennessee, 6-2, 225.
12. (A) **LES SHY**  
RB, Long Beach State, 6-1, 200 — Choice from Pittsburgh for LEE FOLKINS.
12. (B) **CRAIG BAYNHAM\***  
RB, Georgia Tech, 6-1, 200.
13. **RONNIE LAMB**  
B, South Carolina, 6-2, 216.
11. **PAT RILEY**  
E, Kentucky, 6-2, 205.
12. **HAROLD DETERS**  
K, North Carolina State, 6-0, 200.
13. **AL KERKIAN**  
DE, Akron, 6-5, 235.
14. **TOM BOYD**  
G, Tarleton State, 6-3, 250.
15. **LEAVIE DAVIS**  
DB, Edward Waters College (Florida), 6-4, 210.
16. **PAUL BROTHERS**  
HB, Oregon State, 6-1, 195.
17. **GEORGE ADAMS**  
LB, Morehead State (Kentucky), 6-2, 218.

## 1968

### (Drafted Alternately 20th, 19th, 21st)

1. **DENNIS HOMAN**  
FL, Alabama, 6-1, 181.
2. **DAVID McDANIELS**  
E, Mississippi Valley, 6-4, 200.
3. (A) **NO CHOICE**  
Choice to Minnesota for LANCE RENIHEL.
3. (B) **ED HARMON**  
LB, Louisville, 6-4, 246 — Choice from Chicago for AUSTIN DENNEY and MAC PERCIVAL.
4. (A) **NO CHOICE**  
Choice to New Orleans for LARRY SIEPHENS.
4. (B) **JOHN DOUGLAS**  
LB, Missouri, 6-2, 215 — Choice from New York for JIM COLVIN.
5. **BLAINE NYE**  
G, Stanford, 6-4, 255.
6. **D. D. LEWIS**  
LB, Mississippi State, 6-1, 210.
7. **BOB TAUCHER**  
T, Nebraska, 6-4, 251.
8. **FRANK BROWN**  
DE, Albany (Ga.) State, 6-3, 249.
9. **KEN KMIEC**  
DB, Illinois, 6-2, 187.
10. **BEN OLISON**  
FL, Kansas, 6-1, 170.
11. **RON SHOTTS**  
RB, Oklahoma, 6-0, 206.
12. **WILSON WHITTY**  
LB, Boston University, 6-3, 224.
13. **CARTER LORD**  
TE, Harvard, 6-2, 214.
14. **RON WILLIAMS**  
DB, West Virginia, 6-2, 190.
15. **TOMMY LUNCFORD**  
P, Auburn, 6-2, 202.
16. **LARRY COLE**  
DE, Hawaii, 6-5, 250.
17. **GEORGE NORDGREN**  
RB, Houston, 6-0, 200.

## 1969

### (Drafted Alternately 24th, 23rd, 22nd)

1. **CALVIN HILL**  
RB, Yale, 6-3, 230.
2. **RICHMOND FLOWERS**  
WR, Tennessee, 6-0, 183.
3. (A) **TOM STINCIC**  
I, Michigan, 6-2, 226.
3. (B) **HALVOR HAGEN**  
DE, Weber State, 6-5, 250 — Choice from San Francisco for HAROLD HAYS.
4. **NO CHOICE**  
Choice to New Orleans for DAVE SIMMONS.
5. (A) **NO CHOICE**  
Choice to Baltimore for ANDY STYRCHULA.
5. (B) **CHUCK KYLE**  
LB, Purdue, 6-1, 220 — Choice from Los Angeles for COY BACON.
6. **RICH SHAW**  
FL, Arizona State, 6-4, 205.
7. **LARRY BALES**  
WR, Emory & Henry, 5-11, 185.
8. **ELMER BENHARDT**  
LB, Missouri, 6-2, 200.
9. **CLAXTON WELCH**  
RB, Oregon, 5-11, 200.

10. **STUART GOTTlieb**  
G. Weber State, 6-5, 250.
11. **CLARENCE WILLIAMS**  
DT, Prairie View A & M, 6-5, 250.
12. **BOB BELDEN**  
QB, Notre Dame, 6-2, 210.
13. **RENE MATISON**  
WR, New Mexico, 6-0, 185.
14. **GERALD LUTRI**  
T, Northern Michigan, 6-4, 256.
15. **BILL JUSTUS**  
DB, Tennessee, 6-1, 180.
16. **FLOYD KERR**  
DB, Colorado State, 6-3, 195.
17. **BILL BAILEY**  
DT, Lewis & Clark, 6-4, 260.

## 1970 (Drafted 23rd)

1. **DUANE THOMAS**  
RB, West Texas, 6-1, 220.
2. **(A) BOB ASHER**  
T, Vanderbilt, 6-5, 250 — Choice from Chicago for CRAIG BAYNHAM and PAUL CLARK.
2. **(B) MARGENE ADKINS**  
WR, Henderson J. C., 5-10, 183.
3. **(A) CHARLIE WATERS**  
CB, Clemson, 6-1, 193 — Choice from Houston through Cleveland for JERRY RHOME.
3. **(B) STEVE KINER**  
LB, Tennessee, 6-1, 220 — Choice from Cleveland for JERRY RHOME.

3. **(C) DENTON FOX**  
S, Texas Tech, 6-2, 205.
4. **JOHN FITZGERALD**  
T, Boston College, 6-4, 265.
5. **NO CHOICE**  
Choice to St. Louis for BOBBY JOE CONRAD.
6. **PAT TOOMAY**  
DE, Vanderbilt, 6-5, 230.
7. **DON ABBEY**  
LB, Penn State, 6-2, 252.
8. **JERRY DOSSEY**  
G, Arkansas, 6-4, 244.
9. **ZENON ANDRUSYSHYN**  
K, UCLA, 6-2, 212.
10. **PETE ATHAS**  
S, Dade J. C., 6-0, 185.
11. **IVAN SOUTHERLAND**  
DT, Clemson, 6-4, 246.
12. **JOE WILLIAMS**  
RB, Wyoming, 6-1, 193.
13. **MARK WASHINGTON**  
CB, Morgan State, 5-11, 183.
14. **JULIAN MARTIN**  
WR, North Carolina Central, 6-3, 190.
15. **KEN DeLONG**  
TE, Tennessee, 6-2, 223.
16. **SEABERN HILL**  
CB, Arizona State, 6-2, 195.
17. **GLENN PATTERSON**  
C, Nebraska, 6-3, 220.

## 1971 (Drafted 25th)

1. **TODY SMITH**  
DE, Southern California, 6-5, 250.
2. **ISAAC THOMAS**  
CB, Bishop, 6-2, 190.
3. **(A) SAM SCARBOR**  
RB, New Mexico, 6-2, 235 — Choice from St. Louis for JOHN WILBUR.

3. **(B) BILL GREGORY**  
DE, Wisconsin, 6-5, 240.
4. **(A) JOE CARTER**  
TE, Grambling, 6-3, 219 — Choice from New Orleans for WILLIE TOWNES.
4. **(B) BUDDY MITCHELL**  
T, Mississippi, 6-5, 232.
5. **RON KADZIEL**  
LB, Stanford, 6-3, 215.
6. **STEVE MAIER**  
WR, Northern Arizona, 6-3, 192.
7. **BILL GRIFFIN**  
T-G, Calawba, 6-5, 250.
8. **RON JESSIE**  
WR, Kansas, 6-0, 183.
9. **HONOR JACKSON**  
WR, Pacific, 6-2, 190.
10. **RODNEY WALLACE**  
DT, New Mexico, 6-5, 260.
11. **ERNEST BONWELL**  
LB, Lane College, 6-4, 225.
12. **STEVE GOEPEL**  
QB, Colgate, 6-1½, 200.
13. **JAMES FORD**  
RB, Texas Southern, 6-0, 200.
14. **TYRONE COUEY**  
DB, Utah State, 6-1½, 194.
15. **BOB YOUNG**  
TE, Delaware, 6-5, 250.
16. **JOHN BRENNAN**  
T, Boston College, 6-2½, 260.
17. **JOHN BOMER**  
C, Memphis State, 6-3, 230.

## 1972 (Drafted 26th)

1. **BILL THOMAS**  
RB, Boston College, 6-2, 225.
2. **(A) ROBERT NEWHOUSE**  
RB, Houston, 5-10, 202 — Choice from New England for HALVOR HAGEN and HONOR JACKSON.
2. **(B) JOHN BABINECZ**  
LB, Villanova, 6-1, 222 — Choice from New Orleans for MARGENE ADKINS.
2. **(C) CHARLES McKEE**  
WR, Arizona, 6-2, 199.
3. **(A) MIKE KELLER**  
LB, Michigan, 6-4, 221 — Choice from New England for HALVOR HAGEN and HONOR JACKSON.
3. **(B) MARV BATEMAN**  
P-K, Utah, 6-4, 213.
4. **(A) TIM KEARNEY**  
LB, Northern Michigan, 6-2, 225 — Choice from New Orleans for JOE WILLIAMS.
4. **(B) ROBERT WEST**  
WR, San Diego State, 6-4, 218 — Choice from New England for STEVE KINER.
4. **(C) CHARLES ZAPIEC**  
LB, Penn State, 6-2, 222 — Choice from Detroit for RON JESSIE.
4. **(D) NO CHOICE**  
Choice to New Orleans for DON TALBERT.
5. **NO CHOICE**  
Choice to San Diego for TONY LISCIO.
6. **CHARLES BOLDEN**  
DB, Iowa, 6-3, 195.
7. **NO CHOICE**  
Choice to Chicago for LEE ROY CAFFEY.
8. **RALPH COLEMAN**  
LB, North Carolina A&T, 6-4, 216.

9. **ROY BELL**  
RB, Oklahoma, 5-10, 208.
10. **RICHARD AMMAN**  
DE, Florida State, 6-5, 234.
11. **LONNIE LEONARD**  
T-G, North Carolina A&T, 6-4, 244.
12. **JIMMY HARRIS**  
WR, Ohio State, 5-10, 180.
13. **JEAN FUGETT**  
TE, Amherst, 6-3, 219.
14. **ALAN THOMPSON**  
RB, Wisconsin, 6-0, 225.
15. **CARLOS ALVAREZ**  
WR, Florida, 5-10, 184.
16. **GORDON LONGMIRE**  
QB, Utah, 6-1, 205.
17. **ALFONSO CAIN**  
DT, Bethune-Cookman, 6-3, 271.

## 1973 (Drafted Alternately 20th, 22nd and 21st)

1. **BILLY JOE DuPREE**  
TE, Michigan State, 6-4, 225.
2. **(A) GOLDEN RICHARDS**  
WR, Hawaii, 6-0, 172 — Choice from Green Bay for RON WIDBY and IKE THOMAS.
2. **(B) NO CHOICE**  
Choice to Chicago as compensation for signing JACK CONCANNON.
3. **(A) HARVEY MARTIN**  
DT, East Texas State, 6-5, 262 — Choice from Houston through New Orleans for TOM STINCIC.
3. **(B) NO CHOICE**  
Choice to New England for RON SELLERS.
4. **DRANE SCRIVENER**  
DB, Tulsa, 6-0, 176.
5. **BRUCE WALTON**  
T, UCLA, 6-6, 251.
6. **BOB LEYEN**  
G, Yale, 6-4, 256.
7. **RODRIGO BARNES**  
LB, Rice, 6-1, 215.
8. **DAN WERNER**  
QB, Michigan State, 6-4, 195.
9. **MIKE WHITE**  
CB, Minnesota, 6-0, 196.
10. **CARL JOHNSON**  
LB, Tennessee, 6-1, 225.
11. **GERALD CASWELL**  
G, Colorado State, 6-4, 250.
12. **JIM ARNESON**  
G, Arizona, 6-3, 236.
13. **JOHN SMITH**  
WR, UCLA, 6-1, 187.
14. **BOB THORNTON**  
G-C, North Carolina, 6-3, 234.
15. **WALT BAISY**  
LB, Grambling, 6-2, 222.
16. **JOHN CONLEY**  
TE, Hawaii, 6-2, 228.
17. **LES STRAYHORN**  
RB, East Carolina, 5-10, 205.

## 1974 (Drafted Alternately 22nd, 21st, 20th and 23rd)

1. **(A) ED JONES**  
DE, Tennessee State, 6-8, 260 — Choice from Houston for TODY SMITH and BILLY PARKS.

- (B) CHARLES YOUNG**  
RB, North Carolina State, 6-1, 215.
- NO CHOICE**  
Choice and RON SELLERS to Miami for OTTO STOWE.
- (A) DANNY WHITE**  
QB, Arizona State, 6-2, 180 — Choice from Houston for TODD SMITH and BILLY PARKS.
- (B) CALVIN PETERSON**  
LB, UCLA, 6-3, 218.
- (A) KEN HUTCHERSON**  
LB, Livingston State, 6-1, 214 — Choice from Oakland for GLOSTER RICHARDSON.
- (B) ANDY ANDRADE**  
RB-DB, Northern Michigan, 5-11, 193.
- JOHN KELSEY**  
T, Missuri, 6-6, 226.
- JIM BRIGHT**  
DB, UCLA, 6-1, 210.
- RAYMOND NESTER**  
LB, Michigan State, 6-2, 224.
- MIKE HOLT**  
DB, Michigan State, 5-11, 176.
- BILL DULIN**  
T, Johnson C. Smith, 6-6, 244.
- DENNIS MORGAN**  
DB, Western Illinois, 5-11, 203.
- HARVEY MCCREE**  
WR, Southern Mississippi, 6-2, 209.
- KEITH BOBO**  
QB, Southern Methodist, 6-3, 196.
- FRED LIMA**  
K, Colorado, 5-9, 202.
- DOUG RICHARDS**  
DB, Brigham Young, 6-4, 185.
- BRUCE CRAFT**  
DT, Geneva, Pa., 6-4, 232.
- GENE KILLIAN**  
T, Tennessee, 6-4, 225.
- LAWRIE SKOLROOD**  
T, North Dakota, 6-5, 230.

## 1975

### (Drafted 18th)

- (A) RANDY WHITE**  
DE, Maryland, 6-4, 250. — Choice from N. Y. Giants for CRAIG MORTON.
- (B) THOMAS HENDERSON**  
LB, Langston, 6-2, 214.
- BURTON LAWLESS**  
G, Florida, 6-4, 253.
- BOB BREUNIG**  
LB, Arizona State, 6-2, 236.
- (A) PAT DONOVAN**  
DE, Stanford, 6-5, 240 — Choice from Houston for MIKE MONTGOMERY.
- (B) RANDY HUGHES**  
DB, Oklahoma, 6-4, 209.
- (A) KYLE DAVIS**  
C, Oklahoma, 6-3, 240 — Choice from Green Bay for JACK CONNAN.
- (B) NO CHOICE**  
Choice to Cincinnati for CLINT LONGLEY.
- ROLLY WOOLSEY**  
DB, Boise State, 6-1, 175.
- MICHAEL HEGMAN**  
LB, Tennessee State, 6-4, 220.
- MITCH HOOPES**  
P, Arizona, 6-0, 210.

- ED JONES**  
DB, Rutgers, 6-0, 193.
- DENNIS BOOKER**  
RB, Millersville State, 6-1, 235.
- GREG KRPALEK**  
C, Oregon State, 6-5, 242.
- CHUCK BLAND**  
DB, Cincinnati, 5-11, 188.
- HERBERT SCOTT**  
G, Virginia Union, 6-2, 248.
- SCOTT LAIDLAW**  
RB, Stanford, 6-0, 206.
- WILLIE HAMILTON**  
RB, Arizona, 5-11, 182.
- PETE CLARK**  
TE, Colorado State, 6-4, 234.
- JIM TESTERMAN**  
TE, Dayton, 6-5, 225.

## 1976

### (Drafted 27th)

- AARON KYLE**  
DB, Wyoming, 5-11, 183.
- (A) JIM JENSEN**  
RB, Iowa, 6-4, 226 — Choice from N. Y. Giants for CRAIG MORTON.
- (B) JIM EIDSON**  
G, Mississippi St., 6-4, 253.
- (A) DUKE FERGERSON**  
WR, San Diego St., 6-1, 185 — Choice from San Francisco for BOB HAYES.
- (B) JOHN SMITH**  
RB, Boise State, 6-0, 191 — Choice from Denver for OTTO STOWE.
- (C) BUTCH JOHNSON**  
WR, UC-Riverside, 6-1, 175.
- TOM RAFFERTY**  
G, Penn State, 6-3, 248.
- WALLY PESUIT**  
T, Kentucky, 6-4, 260.
- GREG MCGUIRE**  
T, Indiana, 6-3, 255.
- (A) GREG SCHAUM**  
DT, Michigan State, 6-4, 246 — Choice from San Diego for KEN HUTCHERSON.
- (B) DAVID WILLIAMS**  
RB, Colorado, 6-2, 210.
- HENRY LAWS**  
DB, South Carolina, 5-10, 171.
- BEASLEY REECE**  
DB, North Texas, 6-1, 193.
- LEROY COOK**  
DE, Alabama, 6-4, 212.
- CORNELIUS GREEN**  
QB, Ohio, 5-11, 170.
- CHARLES McSHANE**  
LB, Cal Lutheran, 6-2, 211.
- MARK DRISCOLL**  
QB, Colorado St., 6-1, 184.
- LARRY MUSHINSKIE**  
TE, Nebraska, 6-3, 217.
- DALE CURRY**  
LB, UCLA, 6-2, 222.
- RICH COSTANZO**  
T, Nebraska, 6-4, 260.
- STAN WOODFILL**  
K, Oregon, 6-0, 190.

## 1977

### (Drafted Alternately 24th, 25th and 26th)

- TONY DORSETT**  
RB, Pittsburgh, 5-11, 192 —

Choice from Seattle for Cowboys' first-round choice and three second-round choices.

- GLENN CARANO**  
QB, Nevada-Las Vegas, 6-3, 195 — Choice from Seattle for DUKE FERGERSON.
- (A) TONY HILL**  
WR, Stanford, 6-2, 196 — Choice from Philadelphia for JOHN NILAND.
- (B) VAL BELCHER**  
G, Houston, 6-3, 250.
- GUY BROWN**  
LB, Houston, 6-4, 215.
- ANDY FREDERICK**  
OL, New Mexico, 6-6, 241.
- JIM COOPER**  
T, Temple, 6-5, 252.
- DAVID STALLS**  
DT, Northern Colorado, 6-4, 236.
- (A) AL CLEVELAND**  
DL, Pacific, 6-4, 245 — Choice from San Diego for MITCH HOOPES.
- (B) FRED WILLIAMS**  
RB, Arizona State, 5-10, 189.
- MARK CANTRELL**  
C, North Carolina, 6-3, 252.
- STEVE DeBERG**  
QB, San Jose State, 6-2, 205.
- DON WARDLOW**  
TE, Washington, 6-6, 230.
- GREG PETERS**  
OL, California, 6-5, 257.

## 1978

### (Drafted 28th)

- LARRY BETHEA**  
DL, Michigan State, 6-5, 258.
- TODD CHRISTENSEN**  
RB-TE, Brigham Young, 6-3, 224.
- DAVID HUDGENS**  
OL, Oklahoma, 6-5, 245.
- ALOIS BLACKWELL**  
RB, Houston, 5-11, 194.
- RICH ROSEN**  
G, Syracuse, 6-3, 242.
- HAROLD RANDOLPH**  
LB, East Carolina, 6-1, 191.
- TOM RANDALL**  
DT, Iowa State, 6-5, 248.
- HOMER BUTLER**  
WR, UCLA, 6-1, 184.
- RUSS WILLIAMS**  
DB, Tennessee, 6-1, 197.
- BARRY TOMASETTI**  
OL, Iowa, 6-3, 249.
- DENNIS THURMAN**  
S, Southern Cal, 5-11, 172.
- LEE WASHBURN**  
OL, Montana State, 6-6, 253.

## 1979

### (Drafted 27th)

- ROBERT SHAW**  
C, Tennessee, 6-4, 252.
- AARON MITCHELL**  
CB, Nevada-Las Vegas, 6-1, 196.
- DOUG COSBIE**  
TE, Santa Clara, 6-6, 230. Swapped choices with Seattle in BILL GREGORY trade.
- RALPH DeLOACH**  
DE, California, 6-5, 254.

5. (A) **BOB HUKILL**  
OL, North Carolina, 6-5, 250.  
Choice from Chicago for **GOLDEN RICHARDS**.
- (B) **CURTIS ANDERSON**  
DE, Central State (O), 6-6, 240.  
Choice from Seattle for **EFREN HERRERA**.
- (C) **RON SPRINGS**  
RB, Ohio State, 6-0, 197.
6. (A) **TIM LAVENDER**  
CB, So. California, 6-3, 187.  
Choice from Seattle for **BILL GREGORY**.
- (B) **MIKE SALZANO**  
OL, North Carolina, 6-3, 242.  
Choice from Denver for **JIM JENSEN**.
- (C) **CHRIS DeFRANCE**  
WR, Arizona St., 6-1, 205.
7. **GREG FITZPATRICK**  
LB, Youngstown, 6-2, 227.
8. **BRUCE THORNTON**  
DT, Illinois, 6-5, 266.
9. **GARRY COBB**  
LB, So. California, 6-2, 209.
10. **MIKE CALHOUN**  
DT, Notre Dame, 6-4, 228.
11. **NO CHOICE**  
Choice to Detroit for **SKIP BUTLER**.
12. **QUENTIN LOWRY**  
LB, Youngstown, 6-2, 225.

## 1980

(Drafted Alternately,  
23rd, 24th and 25th)

1. **NO CHOICE**  
Choice given along with second round choice to Baltimore for **JOHN DUTTON**.
2. **NO CHOICE**  
Choice given along with first round choice to Baltimore for **JOHN DUTTON**.
3. (A) **BILL ROE**  
LB, Colorado, 6-3, 220. Choice from Chicago for **GOLDEN RICHARDS**.
- (B) **JAMES JONES**  
RB, Mississippi State, 5-10, 200.
4. **KURT PETERSEN**  
DL, Missouri, 6-5, 255.
5. **GARY HOGEBOOM**  
QB, Central Michigan, 6-4, 195.
6. **TIMMY NEWSOME**  
RB, Winston-Salem St., 6-1, 228.
7. **LESTER BROWN**  
RB, Clemson, 5-11, 176.
8. **LARRY SAVAGE**  
LB, Michigan State, 6-3, 225.
9. **JACKIE FLOWERS**  
WR, Florida State, 6-0, 194.
10. **MATTHEW TEAGUE**  
DE, Prairie View A & M, 6-4, 238.
11. **GARY PADJEN**  
LB, Arizona State, 6-1, 238.
12. **NORM WELLS**  
DT, Northwestern, 6-5, 249.

## 1981

(Drafted Alternately,  
25th and 26th)

1. **HOWARD RICHARDS**  
T, Missouri, 6-5, 255.

2. **DOUG DONLEY**  
WR, Ohio St., 6-0, 180.
3. **GLEN TITENSOR**  
DL, Brigham Young, 6-4, 250.
4. (A) **SCOTT PELLUER**  
LB, Wash. St., 6-1, 213.—[Choice from San Francisco for **THOMAS HENDERSON**]
- (B) **DERRIE NELSON**  
LB, Nebraska, 6-2, 217.
5. **DANNY SPRADLIN**  
LB, Tennessee, 6-1, 229.
6. **VINCE SKILLINGS**  
DB, Ohio St., 5-11, 176.
7. (A) **RON FELLOWS**  
DB, Missouri, 5-11, 165.—  
(Choice from Tampa Bay for **DAVE STALLS**)
- (B) **KEN MILLER**  
DB, East Michigan, 5-11, 180.
8. **PAUL PIURAWSKI**  
LB, Florida St., 6-2, 219.
9. **MIKE WILSON**  
WR, Wash. St., 6-3, 202.
10. **PAT GRAHAM**  
DT, California, 6-3, 257.
11. **TIM MORRISON**  
G, Georgia, 6-3, 258.
12. **NATE LUNDY**  
WR, Indiana, 6-0, 169.

## 1982

(Drafted 26th)

1. **ROD HILL**  
CB, Kentucky State, 6-0, 185.
2. **JEFF ROHRER**  
LB, Yale, 6-3, 224.
3. **JIM ELIOPULOS**  
LB, Wyoming, 6-3, 229.
4. (A) **BRIAN CARPENTER**  
CB, Michigan, 5-10, 166. (Choice from Tampa Bay for **DAVE STALLS**)
- (B) **MONTY HUNTER**  
S, Salem College, 6-0, 201.
5. **PHIL POZDERAC**  
T, Notre Dame, 6-9, 260.
6. (A) **KEN HAMMOND**  
G, Vanderbilt, 6-4, 270. (Choice from Cleveland for **BRUCE HUTHER**)
- (B) **CHARLES DAUM**  
DL, Cal Poly-SLO, 6-6, 241.
7. **BILL PURIFOY**  
DL, Tulsa, 6-7, 249.
8. (A) **GEORGE PEOPLES**  
RB, Auburn, 6-0, 211. (Choice from Denver through Buffalo for **WADE MANNING**)
- (B) **DWIGHT SULLIVAN**  
RB, North Carolina State, 6-0, 205.
9. **JOE GARY**  
DL, UCLA, 6-5, 273.
10. **TODD ECKERSON**  
T, North Carolina State, 6-4, 263.
11. (A) **GEORGE THOMPSON**  
WR, Albany State (Ga.), 6-3, 209. (Choice from Tampa Bay for **AARON MITCHELL**)
- (B) **MICHAEL WHITING**  
RB, Florida State, 6-1, 210.
12. **RICH BURTNES**  
G, Montana, 6-4, 257.

## 1983

(Drafted Alternately  
23rd, 24th, 21st  
and 22nd)

1. **JIM JEFFCOAT**  
DE, Arizona State, 6-5, 260.
2. **MIKE WALTER**  
LB, Oregon, 6-3, 230.
3. **BRYAN CALDWELL**  
DE, Arizona State, 6-4, 248.
4. **CHRIS FAULKNER**  
TE, Florida, 6-4, 257.
5. **CHUCK McSWAIN**  
RB, Clemson, 6-0, 190.
6. **REGGIE COLLIER**  
QB, Southern Mississippi, 6-3, 207.
7. **CHRIS SCHULTZ**  
T, Arizona, 6-8, 259.
8. **LAWRENCE RICKS**  
RB, Michigan, 5-9, 194.
9. **AL GROSS**  
S, Arizona, 6-3, 186.
10. **ERIC MORAN**  
T, Washington, 6-5, 282.
11. **DAN TAYLOR**  
T, Idaho State, 6-3, 258.
12. **LORENZO BOUIER**  
RB, Maine, 6-0, 209.

## 1984

(Drafted Alternately,  
25th, 26th)

1. **BILLY CANNON**  
LB, Texas A&M, 6-4, 235.
2. **VICTOR SCOTT**  
DB, Colorado, 6-0, 192. (From Houston, thru Minnesota, for **BUTCH JOHNSON**)
3. **FRED CORNWELL**  
TE, USC, 6-6, 236.
4. **STEVE DeOSSIE**  
LB, Boston College, 6-2, 250.
5. (A) **STEVE PELLUER**  
QB, Washington, 6-4, 204. (From Tampa Bay for **DANNY SPRADLIN**)
- (B) **NORM GRANGER**  
RB, Iowa, 5-9, 217.
6. (A) **EUGENE LOCKHART**  
LB, Houston, 6-2, 228. (From Chicago for **JAY SALDI**)
- (B) **JOE LEVELIS**  
OG, Iowa, 6-3, 270.
7. **ED MARTIN**  
LB, Indiana State, 6-3, 218.
8. **MIKE REVELLE**  
RB, Bethune Cookman, 5-11, 197.
9. (A) **JOHN HUNT**  
OL, Florida, 6-4, 262. (From Colts for **PAUL ALLEGRE**)
- (B) **NEAL MAUNE**  
OL, Notre Dame, 6-4, 249.
10. **BRIAN SALDENE**  
TE, Montana, 6-3, 227.
11. **DOWE AUGHTMAN**  
DL, Auburn, 6-2, 272.
12. **CARL LEWIS**  
WR, Houston, 6-3, 187.



# THE OPPONENTS

A black and white action photograph from a football game. In the foreground, a player in a dark jersey with the number 20 is being tackled by an opponent in a light-colored jersey with the number 7. The player with number 20 is leaning forward, and the tackler is reaching out to grab him. In the background, another player in a light-colored jersey with the number 17 is visible, looking towards the play. The scene is set on a football field with yard lines visible.

ED JONES

# Atlanta Falcons

(Dallas Leads Series, 7-1)

Year	Site	Winner-Score	Att.
1966	Atlanta	Dallas, 47-14	56,990
1967	Dallas	Dallas, 37-7	54,751
1969	Atlanta	Dallas, 24-17	54,833
1970	Dallas	Dallas, 13-0	53,611
1974	Atlanta	Dallas, 24-0	52,322
1976	Atlanta	Atlanta, 17-10	54,972
1978†	Dallas	Dallas, 27-20	60,338
1981†	Atlanta	Dallas, 30-27	60,022

†NFC Divisional Playoffs

# Chicago Bears

(Dallas Leads Series, 7-3)

Year	Site	Winner-Score	Att.
1960	Chicago	Chicago, 17-7	39,951
1962	Dallas	Chicago, 34-33	12,692
1964	Chicago	Dallas, 24-10	47,527
1968	Chicago	Dallas, 34-3	46,667
1971	Chicago	Chicago, 23-19	55,049
1973	Chicago	Dallas, 20-17	55,701
1976	Dallas	Dallas, 31-21	61,346
1977*	Dallas	Dallas, 37-7	62,920
1979	Dallas	Dallas, 24-20	64,056
1981	Dallas	Dallas, 10-9	63,499

1984 Sept. 30 at Chicago

\*NFC Divisional Playoffs

# Buffalo Bills

(Dallas Leads Series, 3-0)

Year	Site	Winner-Score	Att.
1971	Buffalo	Dallas, 49-37	46,206
1976	Dallas	Dallas, 17-10	51,779
1981	Dallas	Dallas, 27-14	62,583

1984 Nov. 18 at Buffalo

## BUFFALO BILLS

'83 Results (8-8)		'84 Schedule	
0	Miami	12	Sept. 2—N. England
10	@ Cincinnati	6	Sept. 9—@ St. L.
28	Baltimore	23	Sept. 17—Miami
30	Houston	13	Sept. 23—N.Y. Jets
10	N.Y. Jets	34	Sept. 30—@ Colts
38	@ Miami (OT)	35	Oct. 7—Phila.
30	@ Baltimore	7	Oct. 14—@ Seattle
0	New England	31	Oct. 21—Denver
27	New Orleans	21	Oct. 28—@ Miami
7	@ N. England	21	Nov. 4—Cleveland
24	@ N.Y. Jets	17	Nov. 11—@ N. Eng.
24	L.A. Raiders	27	Nov. 18—DALLAS
17	@ L.A. Rams	41	Nov. 25—@ Wash.
14	@ Kansas City	9	Dec. 2—Colts
10	San Francisco	23	Dec. 8—@ N.Y. J.
14	@ Atlanta	31	Dec. 16—@ Cincinnati
283		351	

## CHICAGO BEARS

'83 Results (8-8)		'84 Schedule	
17	Atlanta	20	Sept. 2—Tampa Bay
17	Tampa Bay	10	Sept. 9—Denver
31	@ N.O. (OT)	34	Sept. 16—@ G. B.
19	@ Balt. (OT)	22	Sept. 23—@ Seat.
31	Denver	14	Sept. 30—DALLAS
14	Minnesota	23	Oct. 7—N. Orleans
17	@ Detroit	31	Oct. 14—@ St. L.
7	@ Philadelphia	6	Oct. 21—@ T. Bay
17	Detroit	38	Oct. 28—Minn.
14	@ L.A. Rams	21	Nov. 4—L.A. Rdrs.
17	Philadelphia	14	Nov. 11—@ Rams
27	@ T. Bay	0	Nov. 18—Detroit
13	San Francisco	3	Nov. 25—@ Minn.
28	@ G. Bay	31	Dec. 3—@ S. Diego
19	@ Minnesota	13	Dec. 9—Green Bay
23	Green Bay	21	Dec. 16—@ Detroit
311		301	

# Cleveland Browns

(Cleveland Leads Series, 15-8)

Year	Site	Winner-Score	Att.
1960	Dallas	Cleve., 48-7	28,500
1961	Cleve.	Cleve., 25-7	43,638
1961	Dallas	Cleve., 38-17	23,500
1962	Cleve.	Cleve., 19-10	44,040
1962	Dallas	Dallas, 45-21	24,226
1963	Dallas	Cleve., 41-24	28,710
1963	Cleve.	Cleve., 27-17	55,096
1964	Cleve.	Cleve., 27-6	72,062
1964	Dallas	Cleve., 20-16	37,456
1965	Cleve.	Cleve., 23-17	80,451
1965	Dallas	Cleve., 24-17	76,251
1966	Cleve.	Cleve., 30-21	84,721

Continued

# Cincinnati Bengals

(Dallas Leads Series, 2-0)

Year	Site	Winner-Score	Att.
1973	Dallas	Dallas, 38-10	58,802
1979	Dallas	Dallas, 38-13	63,179

Cleveland Browns Cont.

1966	Dallas	Dallas, 26-14	80,259
1967	Cleve.	Dallas, 21-14	81,039
1967*	Dallas	Dallas, 52-14	70,786
1968	Dallas	Dallas, 28-7	68,733
1968*	Cleve.	Cleve., 31-20	81,497
1969	Cleve.	Cleve., 42-10	84,850
1969*	Dallas	Cleve., 38-14	69,321
1970	Cleve.	Dallas, 6-2	75,458
1974	Dallas	Dallas, 41-17	48,754
1979	Cleve.	Cleve., 26-7	80,123
1982	Dallas	Dallas, 31-14	46,267

\*Eastern Conference Championship Game

## Denver Broncos

(Dallas Leads Series, 3-1)

Year	Site	Winner-Score	Att.
1973	Denver	Dallas, 22-10	51,706
1977	Dallas	Dallas, 14-6	63,752
1978*	N. Orleans	Dallas, 27-10	76,400
1980	Denver	Denver, 41-20	74,919

\*Super Bowl XII, Jan. 15, 1978

## Detroit Lions

(Dallas Leads Series, 6-2)

Year	Site	Winner-Score	Att.
1960	Detroit	Detroit, 23-14	43,272
1963	Dallas	Dallas, 17-14	27,264
1968	Dallas	Dallas, 59-13	61,382
1970*	Dallas	Dallas, 5-0	73,167
1972	Dallas	Dallas, 28-24	65,378
1975	Detroit	Dallas, 36-10	79,784
1977	Dallas	Dallas, 37-0	63,160
1981	Detroit	Detroit, 27-24	79,694

\*Divisional Playoff Game



## Green Bay Packers

(Green Bay Leads Series, 8-4)

Year	Site	Winner-Score	Att.
1960	Green Bay	Gr. Bay, 41-7	32,294
1964	Dallas	Gr. Bay, 45-21	44,975
1965	Milw.	Gr. Bay, 13-3	48,311
1966*	Dallas	Gr. Bay, 34-27	75,504
1967*	Green Bay	Gr. Bay, 21-17	50,861
1968	Dallas	Gr. Bay, 28-17	74,604
1970	Dallas	Dallas, 16-3	67,182
1972	Milw.	Gr. Bay, 16-14	47,103
1975	Dallas	Gr. Bay, 19-17	64,934
1978	Milw.	Dallas, 42-14	55,256
1980	Milw.	Dallas, 28-7	54,776
1982**	Dallas	Dallas, 37-26	63,972

1984 Sept. 23 at Dallas

\*NFL Championship Game

\*\*Super Bowl Tournament

### GREEN BAY PACKERS

#### '83 Results (8-8)

41	@ Hou. (OT)	38
21	Pittsburgh	25
27	L.A. Rams	24
3	@ N.Y. G.	27
55	Tampa Bay	14
14	@ Detroit	38
48	Washington	47
17	Minn. (OT)	20
14	@ Cincinnati	34
35	Cleveland	21
29	@ Minnesota	21
20	Detroit (OT)	23
41	@ Atl. (OT)	47
31	Chicago	28
12	@ T. B. (OT)	9
21	@ Chicago	23
429		439

#### '84 Schedule

Sept. 2	—St. Louis
Sept. 9	—@ Raiders
Sept. 16	—Chicago
Sept. 23	—@ DAL.
Sept. 30	—@ T. B.
Oct. 7	—San Diego
Oct. 15	—@ Denver
Oct. 21	—Seattle
Oct. 28	—Detroit
Nov. 4	—@ N.O.
Nov. 11	—Minn.
Nov. 18	—L.A. Rams
Nov. 22	—@ Detroit
Dec. 2	—T. Bay
Dec. 9	—@ Chicago
Dec. 16	—@ Minn.

## Houston Oilers

(Dallas Leads Series, 3-1)

Year	Site	Winner-Score	Att.
1970	Dallas	Dallas, 52-10	50,504
1974	Houston	Dallas, 10-0	49,775
1979	Dallas	Houston, 30-24	63,897
1982	Houston	Dallas, 37-7	51,808

# Indianapolis Colts

(Dallas Leads Series, 5-3)

Year	Site	Winner-Score	Att.
1960	Dallas	Balt., 45-7	25,500
1967	Balt.	Balt., 23-17	60,238
1969	Dallas	Dallas, 27-10	63,191
1970†	Miami	Balt., 16-13	80,055
1972	Balt.	Dallas, 21-0	58,992
1976	Dallas	Dallas, 30-27	64,237
1978	Dallas	Dallas, 38-0	64,224
1981	Balt.	Dallas, 37-13	54,871

1984 Oct. 28 at Dallas

†Super Bowl Jan. 17, 1971

## INDIANAPOLIS COLTS

'83 Results (7-9)		'84 Schedule	
29	@ N.E. (OT) 23	Sept. 2—N.Y. Jets	
10	Denver 17	Sept. 9—@ Houston	
23	@ Buffalo 28	Sept. 16—St. Louis	
22	Chicago (OT) 19	Sept. 23—@ Miami	
34	@ Cincinnati 31	Sept. 30—Buffalo	
12	New England 7	Oct. 7—Wash.	
7	Buffalo 30	Oct. 14—@ Phila.	
7	Miami 21	Oct. 21—Pittsburgh	
22	@ Phila. 21	Oct. 28—@ DAL.	
17	@ N.Y. Jets 14	Nov. 4—San Diego	
13	Pittsburgh 24	Nov. 11—@ N.Y. J.	
0	@ Miami 37	Nov. 18—N. Eng.	
23	@ Cleveland 41	Nov. 25—@ Raiders	
6	N.Y. Jets 10	Dec. 2—@ Buffalo	
19	@ Denver 21	Dec. 9—Miami	
20	Houston 10	Dec. 16—@ N. E.	
264	354		

# Kansas City Chiefs

(Dallas Leads Series, 2-1)

Year	Site	Winner-Score	Att.
1970	Kan. City	Dallas, 27-16	51,158
1975	Dallas	Kan. City, 34-31	63,539
1983	Dallas	Dallas, 41-21	64,103

# L. A. Rams

(Series Tied, 9-9)

Year	Site	Winner-Score	Att.
1960	Dallas	L.A., 38-13	16,000

Continued

L. A. Rams Cont.

1962	L.A.	Dallas, 27-17	26,907
1967	Dallas	L.A., 35-13	75,229
1969	L.A.	L.A., 24-23	79,105
1971	Dallas	Dallas, 28-21	66,595
1973	L.A.	L.A., 37-31	81,428
1973†	Dallas	Dallas, 27-16	64,291
1975	Dallas	Dallas, 18-7	49,091
1975‡	L.A.	Dallas, 37-7	84,483
1976†	Dallas	L.A., 14-12	62,436
1978	L.A.	L.A., 27-14	65,749
1978‡	L.A.	Dallas, 28-0	67,470
1979	Dallas	Dallas, 30-6	64,462
1979†	Dallas	L.A., 21-19	64,792
1980	L.A.	L.A., 38-14	62,548
1980§	Dallas	Dallas, 34-13	64,533
1981	Dallas	Dallas, 29-17	64,649
1983§	Dallas	L.A., 24-17	43,521

1984 Sept. 3 at Los Angeles

§Wild Card Game

†Divisional Playoff Game

‡NFC Championship Game

## LOS ANGELES RAMS

'83 Results (9-7)		'84 Schedule	
16	@ N.Y. Gts. 6	Sept. 3—DALLAS	
30	New Orleans 27	Sept. 9—Cleveland	
24	@ Green Bay 27	Sept. 16—@ Pitts.	
24	@ Jets (OT) 27	Sept. 23—@ Cinci.	
21	Detroit 10	Sept. 30—N.Y. G.	
10	@ S. Fran. 7	Oct. 7—Atlanta	
27	Atlanta 21	Oct. 14—@ N.O.	
35	S. Francisco 45	Oct. 22—@ Atlanta	
14	@ Miami 30	Oct. 28—S. Fran.	
21	Chicago 14	Nov. 4—@ St. L.	
36	@ Atlanta 13	Nov. 11—Chicago	
20	Washington 42	Nov. 18—G. Bay	
41	Buffalo 17	Nov. 25—@ T. Bay	
9	@ Phila. 13	Dec. 2—N. Orleans	
7	New England 21	Dec. 9—Houston	
26	@ N. Orleans 24	Dec. 14—@ S. F.	
361	344		

# L. A. Raiders

(L.A. Leads Series, 2-1)

Year	Site	Winner-Score	Att.
1974	Oakland	Oakland, 27-23	45,850
1980	Oakland	Dallas, 19-13	53,194
1983	Dallas	L.A., 40-38	64,991

# Miami Dolphins

(Series Tied, 2-2)

Year	Site	Winner-Score	Att.
1971*	N. Orleans	Dallas, 24-3	81,035
1973	Dallas	Miami, 14-7	64,100
1978	Miami	Miami, 23-16	69,414
1981	Dallas	Dallas, 28-27	64,221

1984 Dec. 17 at Miami

\*Super Bowl VI, Jan. 16, 1972

## MIAMI DOLPHINS

'83 Results (12-4)		'84 Schedule	
12	@ Buffalo 0	Sept. 2—@ Wash.	
34	New England 24	Sept. 9—N. England	
14	@ Raiders 27	Sept. 17—@ Buf.	
14	Kansas City 6	Sept. 23—Colts	
7	@ N. Orleans 17	Sept. 30—@ St. L.	
35	Buffalo (OT) 38	Oct. 7—@ Pitts.	
32	@ N.Y. Jets 14	Oct. 14—Houston	
21	@ Baltimore 7	Oct. 21—@ N.E.	
30	L.A. Rams 14	Oct. 28—Buffalo	
20	@ S. Fran. 17	Nov. 4—@ N.Y. J.	
6	@ N. Eng. 17	Nov. 11—Phila.	
37	Baltimore 0	Nov. 18—@ S. D.	
38	Cincinnati 14	Nov. 26—N.Y. Jets	
24	@ Houston 17	Dec. 2—Raiders	
31	Atlanta 24	Dec. 9—@ Colts	
34	N.Y. Jets 14	Dec. 17—DALLAS	
389	250		

# New England Patriots

(Dallas Leads Series, 4-0)

Year	Site	Winner-Score	Att.
1971	Dallas	Dallas, 44-21	65,708
1975	N. Eng.	Dallas, 34-31	60,905
1978	Dallas	Dallas, 17-10	63,263
1981	N. Eng.	Dallas, 35-21	60,311

1984 Nov. 22 at Dallas

## NEW ENGLAND PATRIOTS

'83 Results (8-8)		'84 Schedule	
23	Balti. (OT) 29	Sept. 2—@ Buffalo	
24	@ Miami 34	Sept. 9—@ Miami	
23	N.Y. Jets 13	Sept. 16—Seattle	
28	@ Pittsburgh 23	Sept. 23—Wash.	
13	S. Francisco 33	Sept. 30—@ Jets	
7	@ Baltimore 12	Oct. 7—@ Cleve.	
37	San Diego 21	Oct. 14—Cinci.	
31	@ Buffalo 0	Oct. 21—Miami	
13	@ Atlanta 24	Oct. 28—N.Y. Jets	
21	Buffalo 7	Nov. 4—@ Denver	
17	Miami 6	Nov. 11—Buffalo	
0	Cleveland 30	Nov. 18—@ Colts	
3	@ N.Y. Jets 26	Nov. 22—@ DAL.	
7	New Orleans 0	Dec. 2—St. Louis	
21	@ L.A. Rams 7	Dec. 9—@ Phila.	
6	@ Seattle 24	Dec. 16—Colts	
274	289		

# Minnesota Vikings

(Dallas Leads Series, 9-5)

Year	Site	Winner-Score	Att.
1961	Dallas	Dallas, 21-7	20,500
1961	Minn.	Dallas, 28-0	33,070
1966	Dallas	Dallas, 28-17	64,116
1968	Dallas	Dallas, 20-7	47,644
1970	Minn.	Minn., 54-13	47,900
1971*	Minn.	Dallas, 20-12	49,100
1973†	Dallas	Minn., 27-10	64,524
1974	Dallas	Minn., 23-21	57,847
1975*	Minn.	Dallas, 17-14	48,341
1977	Minn.	Dallas, 16-10 (OT)	47,678
1977†	Dallas	Dallas, 23-6	61,968
1978	Dallas	Minn., 21-10	61,848
1979	Minn.	Dallas, 36-20	47,572
1982	Minn.	Minn., 31-27	60,007
1983	Minn.	Dallas, 37-24	60,774

\*Divisional Playoff Game

†NFC Championship Game

# New Orleans Saints

(Dallas Leads Series, 10-1)

Year	Site	Winner-Score	Att.
1967	Dallas	Dallas, 14-10	52,562
1967	N. O.	Dallas, 27-10	83,437
1968	N. O.	Dallas, 17-3	84,728
1969	N. O.	Dallas, 21-17	79,567
1969	Dallas	Dallas, 33-17	68,282
1971	N. O.	N. O., 24-14	83,088
1973	Dallas	Dallas, 40-3	53,972
1976	N. O.	Dallas, 24-6	61,413
1978	Dallas	Dallas, 27-7	57,920
1982	Dallas	Dallas, 21-7	64,506
1983	Dallas	Dallas, 21-20	62,136

1984 Oct. 21 at Dallas

### NEW ORLEANS SAINTS

#### '83 Results (8-8)

28	St. Louis	17
27	@ L.A. Rams	30
34	Chicago (OT)	31
20	@ Dallas	21
17	Miami	7
19	@ Atlanta	17
13	S. Francisco	32
24	@ T. Bay	21
21	@ Buffalo	27
27	Atlanta	10
0	@ S. Fran.	27
28	N.Y. Jets	31
17	Minnesota	16
0	@ N. England	7
0	@ Phil. (OT)	17
24	L.A. Rams	26
319		337

#### '84 Schedule

Sept. 2—Atlanta
Sept. 9—T. Bay
Sept. 16—@ S.F.
Sept. 23—St. Louis
Sept. 30—@ Hou.
Oct. 7—@ Chicago
Oct. 14—L.A. Rams
Oct. 21—@ DAL.
Oct. 28—@ Cleve.
Nov. 4—Green Bay
Nov. 11—@ Ati.
Nov. 19—Pittsburgh
Nov. 25—S. Fran.
Dec. 2—@ Rams
Dec. 9—Cincinnati
Dec. 15—@ N.Y. G.



#### New York Giants Cont.

1976	Dallas	Dallas, 9-3	58,870
1977	Dallas	Dallas, 41-21	64,215
1977	New York	Dallas, 24-10	74,532
1978	New York	Dallas, 34-24	73,265
1978	Dallas	Dallas, 24-3	64,869
1979	New York	Dallas, 16-14	76,490
1979	Dallas	Dallas, 28-7	63,787
1980	Dallas	Dallas, 24-3	59,126
1980	New York	New York, 38-35	68,343
1981	Dallas	Dallas, 18-10	63,449
1981	New York	N.Y., 13-10 (OT)	73,009
1983	Dallas	Dallas, 28-13	62,347
1983	New York	Dallas, 38-20	76,142

1984	Sept. 9 at New York
1984	Nov. 4 at Dallas

## New York Giants

(Dallas Leads Series, 30-11-2)

Year	Site	Winner-Score	Att.
1960	New York	Tie, 31-31	55,033
1961	Dallas	New York, 31-10	41,500
1961	New York	Dallas, 17-16	60,254
1962	Dallas	New York, 41-10	45,668
1962	New York	New York, 41-31	62,694
1963	New York	New York, 37-21	62,889
1963	Dallas	New York, 34-27	29,635
1964	Dallas	Tie, 13-13	33,225
1964	New York	Dallas, 31-21	63,031
1965	Dallas	Dallas, 31-2	59,366
1965	New York	Dallas, 38-20	62,871
1966	Dallas	Dallas, 52-7	60,010
1966	New York	Dallas, 17-7	62,735
1967	Dallas	Dallas, 38-24	66,209
1968	Dallas	New York, 27-21	72,163
1968	New York	Dallas, 28-10	62,617
1969	Dallas	Dallas, 25-3	58,964
1970	Dallas	Dallas, 28-10	57,236
1970	New York	New York, 23-20	62,938
1971	Dallas	Dallas, 20-13	68,378
1971	New York	Dallas, 42-14	62,815
1972	New York	Dallas, 23-14	62,725
1972	Dallas	New York, 23-3	64,602
1973	Dallas	Dallas, 45-28	64,898
1973	N. Haven	Dallas, 23-10	70,128
1974	Dallas	New York, 14-6	46,353
1974	N. Haven	Dallas, 21-7	61,191
1975	New York	Dallas, 13-7	56,511
1975	Dallas	Dallas, 14-3	53,329
1976	New York	Dallas, 24-14	76,042

Continued

### NEW YORK GIANTS

#### '83 Rslts (3-12-1)

6	L.A. Rams	16
16	@ Atl. (OT)	13
13	@ Dallas	28
27	Green Bay	3
34	San Diego	41
13	Philadelphia	17
17	@ K. City	38
20	@ St. L. (OT)	20
20	Dallas	38
9	@ Detroit	15
17	Washington	33
23	@ Phila.	0
12	@ Raiders	27
6	St. Louis	10
12	Seattle	17
22	@ Wash.	31
267		347

#### '84 Schedule

Sept. 2—Phila.
Sept. 9—DALLAS
Sept. 16—@ Wash.
Sept. 23—T. Bay
Sept. 30—@ Rams
Oct. 8—S. Fran.
Oct. 14—@ Atl.
Oct. 21—@ Phila.
Oct. 28—Wash.
Nov. 4—@ DAL.
Nov. 11—@ T. Bay
Nov. 18—St. Louis
Nov. 25—K. City
Dec. 2—@ Jets
Dec. 9—@ St. L.
Dec. 15—N. Orleans

## New York Jets

(Dallas Leads Series, 3-0)

Year	Site	Winner-Score	Att.
1971	Dallas	Dallas, 52-10	66,689
1975	New York	Dallas, 31-21	37,279
1978	New York	Dallas, 30-7	52,532

# Philadelphia Eagles

(Dallas Leads Series, 31-16)

Year	Site	Winner-Score	Att.
1960	Dallas	Phil., 27-25	18,500
1961	Dallas	Phil., 43-7	25,000
1961	Phil.	Phil., 35-13	60,127
1962	Dallas	Dallas, 41-19	18,645
1962	Phil.	Phil., 28-14	58,070
1963	Phil.	Phil., 24-21	60,671
1963	Dallas	Dallas, 27-20	23,694
1964	Dallas	Phil., 17-14	55,972
1964	Phil.	Phil., 24-14	60,671
1965	Dallas	Phil., 35-24	56,249
1965	Phil.	Dallas, 21-19	54,714
1966	Dallas	Dallas, 56-7	69,372
1966	Phil.	Phil., 24-23	60,658
1967	Phil.	Phil., 21-14	60,740
1967	Dallas	Dallas, 38-17	55,834
1968	Phil.	Dallas, 45-13	60,858
1968	Dallas	Dallas, 34-14	72,083
1969	Phil.	Dallas, 38-7	60,658
1969	Dallas	Dallas, 49-14	71,509
1970	Phil.	Dallas, 17-7	59,728
1970	Dallas	Dallas, 21-17	55,736
1971	Phil.	Dallas, 42-7	65,358
1971	Dallas	Dallas, 20-7	60,178
1972	Dallas	Dallas, 28-6	55,850
1972	Phil.	Dallas, 28-7	65,720
1973	Phil.	Phil., 30-16	65,954
1973	Dallas	Dallas, 31-10	61,985
1974	Phil.	Phil., 13-10	64,088
1974	Dallas	Dallas, 31-24	43,586
1975	Phil.	Dallas, 20-17	64,889
1975	Dallas	Dallas, 27-17	57,893
1976	Dallas	Dallas, 27-7	54,052
1976	Phil.	Dallas, 26-7	55,072
1977	Phil.	Dallas, 16-10	65,507
1977	Dallas	Dallas, 24-14	60,289
1978	Dallas	Dallas, 14-7	60,525
1978	Phil.	Dallas, 31-13	64,667
1979	Dallas	Phil., 31-21	62,417
1979	Phil.	Dallas, 24-17	71,434
1980	Phil.	Phil., 17-10	70,696
1980	Dallas	Dallas, 35-27	62,548
1981†	Phil.	Phil., 20-7	70,696
1981	Phil.	Dallas, 17-14	72,111
1981	Dallas	Dallas, 21-10	64,955
1982	Dallas	Phil., 24-20	46,199
1983	Dallas	Dallas, 37-7	63,070

Continued

Philadelphia Eagles Cont.

1983 Phil. Dallas, 27-20 71,236

1984 Sept. 16 at Dallas

1984 Dec. 2 at Philadelphia

†NFC Championship Game

## PHILADELPHIA EAGLES

### '83 Results (5-11)

22	@ S. Fran.	17
13	Washington	23
13	@ Denver	10
11	St. Louis	14
28	@ Atlanta	24
17	@ N.Y. Gts.	13
7	@ Dallas	37
6	Chicago	7
21	Baltimore	22
20	Dallas	27
14	@ Chicago	17
0	N.Y. Giants	23
24	@ Wash.	28
13	L.A. Rams	9
17	N.O. (OT)	20
7	@ St. Louis	31
233		322

### '84 Schedule

Sept. 2	@ N.Y. G.
Sept. 9	—Minn.
Sept. 16	@ DAL.
Sept. 23	—S. Fran.
Sept. 30	@ Wash.
Oct. 7	@ Buffalo
Oct. 14	—Colts
Oct. 21	—N.Y. G.
Oct. 28	—St. Louis
Nov. 4	@ Detroit
Nov. 11	@ Miami
Nov. 18	—Wash.
Nov. 25	@ St. L.
Dec. 2	—DALLAS
Dec. 9	—N. England
Dec. 16	@ Atl.

# Pittsburgh Steelers

(Pittsburgh Leads Series, 12-10)

Year	Site	Winner-Score	Att.
1960	Dallas	Pitts., 35-28	30,000
1961	Dallas	Dallas, 27-24	23,500
1961	Pitts.	Pitts., 37-7	17,519
1962	Dallas	Pitts., 30-28	19,478
1962	Pitts.	Dallas, 42-27	23,106
1963	Pitts.	Pitts., 27-21	19,047
1963	Dallas	Pitts., 24-19	24,136
1964	Pitts.	Pitts., 23-17	35,594
1964	Dallas	Dallas, 17-14	35,271
1965	Pitts.	Pitts., 22-13	37,804
1965	Dallas	Dallas, 24-17	57,293
1966	Dallas	Dallas, 52-21	58,453
1966	Pitts.	Dallas, 20-7	42,185
1967	Pitts.	Dallas, 24-21	39,641
1968	Dallas	Dallas, 28-7	55,069
1969	Pitts.	Dallas, 10-7	24,990
1972	Dallas	Dallas, 17-13	65,682
1975*	Miami	Pitts., 21-17	80,187
1977	Pitts.	Pitts., 28-13	49,761
1978†	Miami	Pitts., 35-31	78,656
1979	Pitts.	Pitts., 14-3	50,199
1982	Dallas	Pitts., 36-28	63,431

\*Super Bowl X, Jan. 18, 1976

†Super Bowl XIII, Jan. 21, 1979

# St. Louis Cardinals

(Dallas Leads Series, 27-15-1)

Year	Site	Winner-Score	Att.
1960	St. Louis	St. Louis, 12-10	23,128
1961	Dallas	St. Louis, 31-17	20,500
1961	St. Louis	St. Louis, 31-13	15,384
1962	Dallas	St. Louis, 28-24	16,027
1962	St. Louis	St. Louis, 52-20	14,201
1963	Dallas	St. Louis, 34-7	36,432
1963	St. Louis	Dallas, 28-24	12,695
1964	Dallas	St. Louis, 16-6	36,605
1964	St. Louis	Dallas, 31-13	28,253
1965	St. Louis	St. Louis, 20-13	32,034
1965	Dallas	Dallas, 27-13	38,499
1966	St. Louis	Tie, 10-10	50,673
1966	Dallas	Dallas, 31-17	76,965
1967	Dallas	Dallas, 46-21	68,787
1968	Dallas	Dallas, 27-10	48,296
1969	Dallas	Dallas, 24-3	62,134
1970	St. Louis	St. Louis, 20-7	50,780
1970	Dallas	St. Louis, 38-0	69,323
1971	St. Louis	Dallas, 16-13	50,486
1971	Dallas	Dallas, 31-12	66,672
1972	Dallas	Dallas, 33-24	65,218
1972	St. Louis	Dallas, 27-6	49,787
1973	Dallas	Dallas, 45-10	64,729
1973	St. Louis	Dallas, 30-3	43,946
1974	St. Louis	St. Louis, 31-28	49,885
1974	Dallas	Dallas, 17-14	64,146
1975	Dallas	Dallas, 37-31	52,417
1975	St. Louis	St. Louis, 31-17	49,701
1976	St. Louis	St. Louis, 21-17	50,317
1976	Dallas	Dallas, 19-14	62,498
1977	St. Louis	Dallas, 30-24	50,129
1977	Dallas	St. Louis, 24-17	64,038
1978	Dallas	Dallas, 21-12	62,760
1978	St. Louis	Dallas, 24-21 (OT)	48,991
1979	St. Louis	Dallas, 22-21	50,855
1979	Dallas	Dallas, 22-13	64,300
1980	St. Louis	Dallas, 27-24	50,701
1980	Dallas	Dallas, 31-21	52,567
1981	Dallas	Dallas, 30-17	63,602
1981	St. Louis	St. Louis, 20-17	49,777
1982	St. Louis	Dallas, 24-7	50,705
1983	St. Louis	Dallas, 34-17	48,532
1983	Dallas	Dallas, 35-17	60,764

1984 Oct. 7 at Dallas  
1984 Nov. 11 at St. Louis

ST. LOUIS CARDINALS			
'83 Rslts (8-7-1)		'84 Schedule	
17	@ N. O.	28	Sept. 2—@ G. Bay
17	Dallas	34	Sept. 9—Buffalo
27	S. Francisco	42	Sept. 16—@ Colts
14	@ Phila.	11	Sept. 23—@ N.O.
14	@ K. City	38	Sept. 30—Miami
14	Washington	38	Oct. 7—@ DAL.
34	@ T. Bay	27	Oct. 14—Chicago
20	N.Y. G. (OT)	20	Oct. 21—Wash.
41	Minnesota	31	Oct. 28—@ Phila.
7	@ Wash.	45	Nov. 4—L.A. Rams
33	Seattle	28	Nov. 11—DALLAS
44	San Diego	14	Nov. 18—@ N.Y. G.
17	@ Dallas	35	Nov. 25—Phila.
10	@ N.Y. G.	6	Dec. 2—@ N. Eng.
34	@ Raiders	24	Dec. 9—N.Y. Giants
31	Philadelphia	7	Dec. 16—@ Wash.
374		428	

# San Francisco 49ers

(Dallas Leads Series, 8-7-1)

Year	Site	Winner-Score	Att.
1960	Dallas	San Fran., 26-14	10,000
1963	San Fran.	San Fran., 31-24	29,563
1965	Dallas	Dallas, 39-31	33,677
1967	San Fran.	San Fran., 24-16	27,182
1969	Dallas	Tie, 24-24	62,348
1970*	San Fran.	Dallas, 17-10	59,625
1971†	Dallas	Dallas, 14-3	66,311
1972	Dallas	San Fran., 31-10	65,124
1972*	San Fran.	Dallas, 30-28	61,214
1974	Dallas	Dallas, 20-14	50,018
1977	San Fran.	Dallas, 42-35	55,848
1979	San Fran.	Dallas, 21-13	56,728
1980	Dallas	Dallas, 59-14	63,399
1981	San Fran.	San Fran., 45-14	57,574
1981†	San Fran.	San Fran., 28-27	60,525
1983	San Fran.	San Fran., 42-17	59,957

\*Divisional Playoff Game

†NFC Championship Game

# San Diego Chargers

(Dallas Leads Series, 2-1)

Year	Site	Winner-Score	Att.
1972	San Diego	Dallas, 34-28	54,476
1980	Dallas	Dallas, 42-31	60,639
1983	San Diego	San Diego, 24-23	46,192



# Seattle Seahawks

(Dallas Leads Series, 3-0)

Year	Site	Winner-Score	Att.
1976	Seattle	Dallas, 28-13	62,027
1980	Dallas	Dallas, 51-7	57,540
1983	Seattle	Dallas, 35-10	63,352

# Tampa Bay Buccaneers

(Dallas Leads Series, 6-0)

Year	Site	Winner-Score	Att.
1977	Dallas	Dallas, 23-7	55,316
1980	Dallas	Dallas, 28-17	62,750
1981*	Dallas	Dallas, 38-0	64,848
1982	Dallas	Dallas, 14-9	49,578
1982**	Dallas	Dallas, 30-17	65,042
1983	Dallas	Dallas, 27-24(OT)	63,308

\*Divisional Playoff

\*\*Super Bowl Tournament

# Washington Redskins

(Dallas Leads Series, 28-18-2)

Year	Site	Winner-Score	Att.
1960	Wash.	Wash., 26-14	21,142
1961	Dallas	Tie, 28-28	17,500
1961	Wash.	Wash., 34-24	21,451
1962	Dallas	Tie, 35-35	15,730
1962	Wash.	Dallas, 38-10	49,888
1963	Wash.	Wash., 21-17	40,101
1963	Dallas	Dallas, 35-20	18,838
1964	Dallas	Dallas, 24-18	25,158
1964	Wash.	Wash., 28-16	49,219
1965	Dallas	Dallas, 27-7	61,577
1965	Wash.	Wash., 34-31	50,205
1966	Wash.	Dallas, 31-30	50,927
1966	Dallas	Wash., 34-31	64,198
1967	Wash.	Dallas, 17-14	50,566
1967	Dallas	Wash., 27-20	75,538
1968	Dallas	Dallas, 29-20	66,076
1968	Wash.	Dallas, 44-24	50,816

Continued

Washington Redskins Cont.

1969	Wash.	Dallas, 41-28	50,474
1969	Dallas	Dallas, 20-10	56,924
1970	Wash.	Dallas, 45-21	50,415
1970	Dallas	Dallas, 34-0	57,936
1971	Dallas	Wash., 20-16	72,000
1971	Wash.	Dallas, 13-0	53,041
1972	Wash.	Wash., 24-20	53,039
1972	Dallas	Dallas, 34-24	65,136
1972*	Wash.	Wash., 26-3	53,129
1973	Wash.	Wash., 14-7	54,314
1973	Dallas	Dallas, 27-7	64,458
1974	Wash.	Wash., 28-21	54,395
1974	Dallas	Dallas, 24-23	63,243
1975	Wash.	Wash, 30-24 (OT)	55,004
1975	Dallas	Dallas, 31-10	61,091
1976	Wash.	Dallas, 20-7	55,004
1976	Dallas	Wash., 27-14	59,916
1977	Dallas	Dallas, 34-16	62,115
1977	Wash.	Dallas, 14-7	55,031
1978	Wash.	Wash., 9-5	55,031
1978	Dallas	Dallas, 37-10	64,905
1979	Wash.	Wash., 34-20	55,031
1979	Dallas	Dallas, 35-34	62,867
1980	Wash.	Dallas, 17-3	55,045
1980	Dallas	Dallas, 14-10	58,809
1981	Wash.	Dallas, 26-10	55,045
1981	Dallas	Dallas, 24-10	64,583
1982	Wash.	Dallas, 24-10	54,633
1982*	Wash.	Wash., 31-17	55,045
1983	Wash.	Dallas, 31-30	55,045
1983	Dallas	Wash., 31-10	65,074

1984 Oct. 14 at Washington

1984 Dec. 9 at Dallas

\*NFC Championship Game

## WASHINGTON REDSKINS

### '83 Results (14-2)

30	Dallas	31
23	@ Phila.	13
27	Kansas City	12
27	@ Seattle	17
37	L.A. Raiders	35
38	@ St. Louis	14
47	@ Green Bay	48
38	Detroit	17
27	@ San Diego	24
45	St. Louis	7
33	@ N.Y. Gts.	17
42	@ L.A. Rams	20
28	Philadelphia	24
37	Atlanta	21
31	@ Dallas	10
31	N.Y. Giants	22
541		332

### '84 Schedule

Sept. 2	—Miami
Sept. 10	—@ S. F.
Sept. 16	—N.Y. Gts.
Sept. 23	—@ N. E.
Sept. 30	—Phila.
Oct. 7	—@ Colts
Oct. 14	—DALLAS
Oct. 21	—@ St. L.
Oct. 28	—@ N.Y. G.
Nov. 5	—Atlanta
Nov. 11	—Detroit
Nov. 18	—@ Phila.
Nov. 25	—Buffalo
Nov. 29	—@ Minn.
Dec. 9	—@ DAL.
Dec. 16	—St. Louis

# Cowboys on the Road

<b>SAN DIEGO</b> (Aug. 11)	
Islandia Hyatt .....	619/224-3541
<b>L.A. RAMS</b> (Sept. 2-3)	
Emerald of Anaheim .....	714/999-0990
<b>N.Y. GIANTS</b> (Sept. 8-9)	
Loew's Glenpointe .....	201/836-0600
<b>CHICAGO</b> (Sept. 29-30)	
Westin .....	312/943-7200
<b>WASHINGTON</b> (Oct. 13-14)	
Crystal City Marriott .....	703/521-5500
<b>ST. LOUIS</b> (Nov. 10-11)	
Marriott's Pavilion .....	314/421-1776
<b>BUFFALO</b> (Nov. 17-18)	
Hyatt Regency .....	716/856-1234
<b>PHILADELPHIA</b> (Dec. 1-2)	
Franklin Plaza .....	215/448-2000
<b>MIAMI</b> (Dec. 16-17)	
Biscayne Bay Marriott .....	305/374-3900

## THANKSGIVING DAY RECORD

(12-3-1)

1966 W Cleveland 26-14	1975 DNP
1967 W St. Louis 46-21	1976 W St. Louis 19-14
1968 W Washington 29-20	1977 DNP
1969 T San Francisco 24-24	1978 W Washington 37-10
1970 W Green Bay 16-3	1979 L Houston 30-24
1971 W Los Angeles 28-21	1980 W Seattle 51-7
1972 L San Francisco 31-10	1981 W Chicago 10-9
1973 L Miami 14-7	1982 W Cleveland 31-14
1974 W Washington 24-23	1983 W St. Louis 35-17

## COWBOYS' WON-LOST RECORD

Vs. AFC — 33-12

On Monday Night Football — 12-12

On Sunday Night Football — 3-1

In Overtime — 4-2

In Season Openers — 19-4-1

On Thanksgiving Day — 12-3-1

# The 1983 Season At A Glance

## Cowboys 31, Washington 30

### At Washington, September 5

DALLAS	.....	0	3	14	14	-31
WASHINGTON	...10	13	0	7	-30	
Redskins	— FG Moseley	23				
Redskins	— Riggins	1	run	(Moseley kick)		
Cowboys	— FG Septien	26				
Redskins	— FG Moseley	30				
Redskins	— FG Moseley	39				
Redskins	— Brown	41	pass	from Theismann (Moseley kick)		
Cowboys	— T. Hill	75	pass	from D. White (Septien kick)		
Cowboys	— T. Hill	51	pass	from D. White (Septien kick)		
Cowboys	— D. White	1	run	(Septien kick)		
Cowboys	— Cosbie	1	pass	from D. White (Septien kick)		
Redskins	— Warren	1	pass	from Theismann (Moseley kick)		
Attendance — 55,045						

### Cowboys Redskins

First Downs	.....	16	26
Total Net Yards	.....	356	447
Net Yards Rushing	.....	183	148
Net Yards Passing	.....	173	299
Passes	.....	9-21	28-38
Passes Intercepted By	.....	1	0
Punts-Average	.....	5-42.2	3-38.3
Fumbles-Lost	.....	1-0	1-0
Penalties-Yards	.....	2-25	7-70

### Rushing

Cowboys — Dorsett, 14 for 151; Springs, 9 for 32; D. White, 6 for 3, 1 touchdown; Newsome, 1 for -3.  
Redskins — Riggins, 27 for 89, 1 touchdown; Theismann, 3 for 36; Brown, 1 for 14; J. Washington, 5 for 9.

### Passing

Cowboys — D. White, 9 of 20 for 193 yards, 3 touchdowns; Dorsett, 0 of 1.  
Redskins — Theismann, 28 of 38 for 325 yards, 2 touchdowns, 1 interception.

### Receiving

Cowboys — T. Hill, 3 for 133, 2 touchdowns; Cosbie, 3 for 36, 1 touchdown; Springs, 2 for 17; Pearson, 1 for 7.

Redskins — Garrett, 10 for 101; Brown, 6 for 97, 1 touchdown; Walker, 4 for 45; J. Washington, 2 for 28; Giacomino, 2 for 23; Warren, 2 for 9, 1 touchdown; Seay, 1 for 16; McGrath, 1 for 6.

## Cowboys 34, St. Louis 17

### At St. Louis, September 11

DALLAS	.....	0	17	7	10	-34
ST. LOUIS	.....	10	0	0	7	-17
Cardinals	— Green	39	pass	from Hart (O'Donoghue kick)		
Cardinals	— FG O'Donoghue	23				
Cowboys	— Springs	1	run	(Septien kick)		
Cowboys	— Pearson	10	pass	from D. White (Septien kick)		
Cowboys	— FG Septien	45				
Cowboys	— Springs	19	run	(Septien kick)		
Cowboys	— Thurman	recovered	fumble	in endzone (Septien kick)		
Cardinals	— Mitchell	5	run	(O'Donoghue kick)		
Cowboys	— FG Septien	24				
Attendance — 48,532						

### Cowboys Cardinals

First Downs	.....	19	16
Total Net Yards	.....	329	313
Net Yards Rushing	.....	115	53
Net Yards Passing	.....	214	260
Passes	.....	19-27	23-40
Passes Intercepted By	.....	4	0
Punts-Average	.....	5-46.0	4-41.8
Fumbles-Lost	.....	3-2	2-2
Penalties-Yards	.....	2-29	1-5

### Rushing

Cowboys — Springs, 10 for 57, 2 touchdowns; Dorsett, 12 for 35; Newhouse, 3 for 19; Newsome, 4 for 8; Hogeboom, 1 for -4.  
Cardinals — Anderson, 13 for 25; Morris, 4 for 24; Mitchell, 1 for 5, 1 touchdown; Hart, 2 for -1.

### Passing

Cowboys — D. White, 19 of 27 for 234 yards, 1 touchdown.  
Cardinals — Hart, 22 of 39 for 295 yards, 1 touchdown, 4 interceptions; Birdsong, 1 of 1 for 11 yards.

### Receiving

Cowboys — Pearson, 7 for 80, 1 touchdown; T. Hill, 3 for 55; Springs, 3 for 8; Dorsett, 2 for 18; Cosbie, 2 for 13; Donley, 1 for 47; Newsome, 1 for 13.  
Cardinals — Tilley, 7 for 105; Green, 6 for 89, 1 touchdown; Shumann, 3 for 35; Anderson, 3 for 30; Marsh, 2 for 35; McGill, 1 for 11; Morris, 1 for 1.

## Cowboys 28, N.Y. Giants 13

### At Dallas, September 18

N.Y. GIANTS	....	3	0	10	0	-13
-------------	------	---	---	----	---	-----

DALLAS ..... 0 14 0 14 - 28  
 Giants - FG Haji-Sheikh 31  
 Cowboys - Cosbie 4 pass from D. White (Septien kick)  
 Cowboys - Cosbie 2 pass from D. White (Septien kick)  
 Giants - Woolfolk 1 run (Haji-Sheikh kick)  
 Giants - FG Haji-Sheikh 27  
 Cowboys - Clinkscale 68 interception return (Septien kick)  
 Cowboys - Downs 10 fumble return (Septien kick)  
 Attendance - 62,347

	Giants	Cowboys
First Downs .....	16	18
Total Net Yards .....	334	309
Net Yards Rushing .....	131	89
Net Yards Passing .....	203	220
Passes .....	13-27	24-32
Passes Intercepted By .....	2	3
Punts-Average .....	5-40.6	7-33.6
Fumbles-Lost .....	1-1	1-1
Penalties-Yards .....	9-60	9-63

### Rushing

Giants - Woolfolk, 15 for 70, 1 touchdown; Carpenter, 13 for 34; Camfield, 2 for 21; Brunner, 2 for 4; Miller, 1 for 2.

Cowboys - Dorsett, 13 for 49; Newsome, 6 for 17; Springs, 8 for 13; Pearson, 1 for 10.

### Passing

Giants - Brunner, 10 of 19 for 172 yards, 2 interceptions; Simms, 3 of 8 for 52 yards, 1 interception.

Cowboys - D. White, 24 of 32 for 238 yards, 2 touchdowns, 2 interceptions.

### Receiving

Giants - Gray, 4 for 124; Mistler, 4 for 20; Mullady, 2 for 20; Woolfolk, 1 for 28; Mowatt, 1 for 20; Campfield, 1 for 12.

Cowboys - Donley, 6 for 88; Pearson, 6 for 80; Springs, 5 for 30; Cosbie, 3 for 13. 2 touchdowns; DuPree, 1 for 20; Johnson, 1 for 9; T. Hill, 1 for 2; Dorsett, 1 for -4.

## Cowboys 21, New Orleans 20

### At Dallas, September 25

NEW ORLEANS .. 0 10 3 7 - 20  
 DALLAS ..... 7 6 0 8 - 21  
 Cowboys - Pearson 4 pass from D. White (Septien kick)  
 Cowboys - FG Septien 41  
 Saints - FG Andersen 19  
 Saints - W. Wilson 2 run (Andersen kick)  
 Cowboys - FG Septien 34  
 Saints - FG Andersen 42  
 Saints - W. Wilson 1 run (Andersen kick)

Cowboys - Fellows 62 return of blocked FG (kick blocked)  
 Cowboys - Safety Dickerson sacked Stabler in endzone  
 Attendance - 62,136

### Saints Cowboys

First Downs .....	17	16
Total Net Yards .....	298	272
Net Yards Rushing .....	115	173
Net Yards Passing .....	183	99
Passes .....	18-34	15-31
Passes Intercepted By .....	4	1
Punts-Average .....	5-40.8	6-39.3
Fumbles-Lost .....	2-2	4-2
Penalties-Yards .....	8-51	8-67

### Rushing

Saints - W. Wilson, 31 for 108, 2 touchdowns; Gajan, 4 for 6; T. Wilson, 1 for 1; J. Rogers, 1 for 0; Stabler, 1 for 0.

Cowboys - Dorsett, 16 for 124; Newsome, 6 for 32; Springs, 4 for 17.

### Passing

Saints - Stabler, 18 of 34 for 207 yards, 1 interception.

Cowboys - D. White, 15 of 30 for 166 yards, 1 touchdown, 3 interceptions; Pearson, 0 of 1, 1 interception.

### Receiving

Saints - Brenner, 5 for 70; Groth, 4 for 50; Duckett, 3 for 35; Goodlow, 2 for 9; Hardy, 1 for 22; W. Wilson, 1 for 10; Scott, 1 for 9; Tics, 1 for 2.

Cowboys - Cosbie, 5 for 50; Donley, 2 for 41; Dorsett, 2 for 27; Pearson, 2 for 21, 1 touchdown; Newsome, 2 for 16; Springs, 2 for 11.

## Cowboys 37, Minnesota 24

### At Minnesota, October 2

DALLAS ..... 3 10 14 10 - 37  
 MINNESOTA ..... 7 17 0 0 - 24  
 Vikings - S. White 43 pass from Dils (Ricardo kick)  
 Cowboys - FG Septien 45  
 Vikings - S. White 36 pass from Dils (Ricardo kick)  
 Vikings - FG Ricardo 41  
 Cowboys - D. White 2 run (Septien kick)  
 Vikings - Brown 5 run (Ricardo kick)  
 Cowboys - FG Septien 45  
 Cowboys - Springs 5 run (Septien kick)  
 Cowboys - Fellows 58 interception return (Septien kick)  
 Cowboys - Pearson 11 pass from D. White (Septien kick)  
 Cowboys - FG Septien 35  
 Attendance - 60,774

### Cowboys Vikings

First Downs .....	28	14
Total Net Yards .....	400	316

Net Yards Rushing	200	44
Net Yards Passing	200	272
Passes	22-40	17-39
Passes Intercepted By	3	2
Punts-Average	4-43.0	7-47.9
Fumbles-Lost	4-1	0-0
Penalties-Yards	1-10	6-45

### Rushing

Cowboys — Dorsett, 26 for 141; Springs, 14 for 59, 1 touchdown; Newsome, 1 for 2; Johnson, 1 for 0; D. White, 5 for -2, 1 touchdown.

Vikings — Brown, 9 for 29, 1 touchdown; Nelson, 7 for 15.

### Passing

Cowboys — D. White, 22 of 40 for 213 yards, 1 touchdown, 2 interceptions.

Vikings — Dils, 17 of 39 for 272 yards, 2 touchdowns, 3 interceptions.

### Receiving

Cowboys — Springs, 8 for 64; Pearson, 6 for 62, 1 touchdown; Johnson, 3 for 45; Cosbie, 2 for 24; Dorsett, 1 for 8; Newsome, 1 for 6; DuPree, 1 for 4.

Vikings — Nelson, 5 for 68; S. White, 3 for 107, 2 touchdowns; Brown, 3 for 26; Casper, 2 for 27; McCullum, 2 for 10; Jordan, 1 for 28; Bruer, 1 for 6.

## Cowboys 27, Tampa Bay 24

### At Dallas, October 9

TAMPA BAY	10	0	7	7	0-24
DALLAS	7	7	3	7	3-27
Buccaneers	— FG Capece 48				
Cowboys	— Springs 80 pass from D. White (Septien kick)				
Buccaneers	— Owens 9 pass from Thompson (Capece kick)				
Cowboys	— Newsome 1 run (Septien kick)				
Buccaneers	— Carter 56 pass from Thompson (Capece kick)				
Cowboys	— FG Septien 41				
Buccaneers	— Wilder 23 run (Capece kick)				
Cowboys	— Newsome 52 pass from D. White (Septien kick)				
Cowboys	— FG Septien 42				
Attendance	— 63,308				

### Buccaneers Cowboys

First Downs	13	25
Total Net Yards	335	444
Net Yards Rushing	87	104
Net Yards Passing	248	340
Passes	19-30	29-44
Passes Intercepted By	3	1
Punts-Average	8-44.5	7-41.3
Fumbles-Lost	2-1	0-0
Penalties-Yards	14-185	12-109

### Rushing

Buccaneers — Wilder, 10 for 51, 1 touchdown; Owens, 10 for 34; Carver, 1 for 3; Thompson, 2 for -1.

Cowboys — Dorsett, 24 for 68; Springs, 6 for 24; Newsome, 6 for 11, 1 touchdown; D. White, 1 for 1.

### Passing

Buccaneers — Thompson, 19 of 30 for 272 yards, 2 touchdowns, 1 interception.

Cowboys — D. White, 29 of 44 for 377 yards, 2 touchdowns, 3 interceptions.

### Receiving

Buccaneers — Wilder, 5 for 13; Owens, 4 for 15, 1 touchdown; T. Bell, 3 for 44; House, 3 for 43; Giles, 2 for 83; Carter, 2 for 74, 1 touchdown.

Cowboys — Springs, 11 for 126, 1 touchdown; Johnson, 5 for 88; Pearson, 5 for 42; DuPree, 3 for 37; Newsome, 2 for 61, 1 touchdown; Dorsett, 2 for 8; Cosbie, 1 for 15.

## Cowboys 37, Philadelphia 7

### At Dallas, October 16

PHILADELPHIA	7	0	0	0-7
DALLAS	10	13	7	7-37
Cowboys	— FG Septien 31			
Eagles	— Quick 83 pass from Jaworski (Franklin kick)			
Cowboys	— Springs 1 run (Septien kick)			
Cowboys	— Cosbie 14 pass from D. White (Septien kick)			
Cowboys	— FG Septien 34			
Cowboys	— FG Septien 46			
Cowboys	— Dorsett 7 run (Septien kick)			
Cowboys	— Newsome 2 pass from D. White (Septien kick)			
Attendance	— 63,070			

### Eagles Cowboys

First Downs	9	32
Total Net Yards	209	522
Net Yards Rushing	44	212
Net Yards Passing	165	310
Passes	8-25	26-40
Passes Intercepted By	1	2
Punts-Average	8-42.1	2-40.5
Fumbles-Lost	1-15	4-30

### Rushing

Eagles — M. Williams, 7 for 27; Oliver, 4 for 17; Pisarcik, 1 for 0.

Cowboys — Dorsett, 19 for 92, 1 touchdown; Springs, 18 for 63, 1 touchdown; Newsome, 11 for 59; Hogeboom, 1 for -2.

### Passing

Eagles — Jaworski, 7 of 20 for 172 yards, 1 touchdown, 2 interceptions; Pisarcik, 1 of 2 for 16 yards; Pastorini, 0 of 3.

Cowboys — D. White, 24 of 37 for

266 yards, 2 touchdowns, 1 interception; Hogeboom, 2 of 2 for 44 yards; Springs, 0 of 1.

### Receiving

Eagles — M. Williams, 4 for 61; Carmichael, 2 for 22; Quick, 1 for 83, 1 touchdown; Dixon, 1 for 22.

Cowboys — Cosbie, 6 for 84, 1 touchdown; Springs, 5 for 41; Johnson, 4 for 48; Pearson, 3 for 30; Donley, 2 for 44; DuPree, 2 for 27; Newsome, 2 for 14, 1 touchdown; Dorsett, 1 for 14; Rafferty, 1 for 8.

## L.A. Raiders 40, Cowboys 38

### At Dallas, October 23

L.A. RAIDERS ..... 10 21 3 6-40  
DALLAS ..... 7 17 0 14-38

Cowboys — D. White 15 pass from Springs (Septien kick)

Raiders — FG Bahr 37

Raiders — Jensen 2 pass from Wilson (Bahr kick)

Cowboys — Springs 2 run (Septien kick)

Cowboys — FG Septien 23

Raiders — Hawkins 23 run (Bahr kick)

Cowboys — Johnson 15 pass from D. White (Septien kick)

Raiders — Hawkins 17 pass from Wilson (Bahr kick)

Raiders — Christensen 1 pass from Wilson (Bahr kick)

Raiders — FG Bahr 24

Cowboys — Donley 17 pass from D. White (Septien kick)

Cowboys — Hegman 9 fumble return (Septien kick)

Raiders — FG Bahr 26

Raiders — FG Bahr 26

Attendance — 64,991

	Raiders	Cowboys
First Downs	31	17
Total Net Yards	519	319
Net Yards Rushing	219	81
Net Yards Passing	300	238
Passes	26-50	20-39
Passes Intercepted By	2	1
Punts-Average	3-42.3	7-33.9
Fumbles-Lost	6-5	1-1
Penalties-Yards	10-68	5-52

Raiders — Wilson, 26 of 49 for 318 yards, 3 touchdowns, 1 interception; Allen, 0 of 1.

Cowboys — Dorsett, 20 for 65; Springs, 6 for 12, 1 touchdown; D. White, 1 for 4.

### Passing

Raiders — Wilson, 26 of 49 for 318 yards, 3 touchdowns, 1 interception; Allen, 0 of 1.

Cowboys — D. White, 19 of 38 for 240 yards, 2 touchdowns, 2 intercep-

tions; Springs, 1 of 1 for 15 yards, 1 touchdown.

### Receiving

Raiders — Christensen, 7 for 90, 1 touchdown; Allen, 7 for 67; Williams, 4 for 66; Branch, 2 for 30; Barnwell, 2 for 26; Hawkins, 2 for 20, 1 touchdown; Muhammad, 1 for 17; Jensen, 1 for 2, 1 touchdown.

Cowboys — Johnson, 3 for 54, 1 touchdown; Donley, 3 for 51, 1 touchdown; Pearson, 3 for 49; Springs, 3 for 33; T. Hill, 3 for 32; Newsome, 1 for 15; D. White, 1 for 15, 1 touchdown; Cosbie, 1 for 5; DuPree, 1 for 3; Dorsett, 1 for —.

## Cowboys 38, N.Y. Giants 20

### At New York, October 30

DALLAS ..... 7 10 7 14-38  
N.Y. GIANTS ..... 7 7 6 0-20

Giants — Mowatt 46 pass from Rutledge (Haji-Sheikh kick)

Cowboys — T. Hill 21 pass from D. White (Septien kick)

Cowboys — Dorsett 14 pass from D. White (Septien kick)

Cowboys — FG Septien 36

Giants — Carpenter 15 pass from Rutledge (Haji-Sheikh kick)

Giants — FG Haji-Sheikh 27

Cowboys — Cosbie 61 pass from D. White (Septien kick)

Giants — FG Haji-Sheikh 29

Cowboys — Pearson 7 pass from D. White (Septien kick)

Cowboys — T. Hill 58 pass from D. White (Septien kick)

Attendance — 76,142

	Cowboys	Giants
First Downs	27	17
Total Net Yards	485	390
Net Yards Rushing	197	94
Net Yards Passing	288	296
Passes	16-34	15-34
Passes Intercepted By	3	2
Punts-Average	5-45.0	3-45.7
Fumbles-Lost	4-1	3-3
Penalties-Yards	6-43	3-37

Attendance — 76,142

### Rushing

Cowboys — Dorsett, 22 for 94; Springs, 16 for 76; Newsome, 2 for 13; Newhouse, 5 for 11; Pearson, 1 for 3.

Giants — Woolfolk, 14 for 71; Carpenter, 6 for 21; Brunner, 1 for 2.

### Passing

Cowboys — D. White, 15 of 33 for 304 yards, 5 touchdowns, 2 interceptions; Hogeboom, 1 of 1 for 6 yards.

Giants — Rutledge, 14 of 29 for 325 yards, 2 touchdowns, 3 interceptions; Brunner, 1 of 5 for 8 yards.

## Receiving

Cowboys — T. Hill, 5 for 106, 2 touchdowns; Cosbie, 3 for 93, 1 touchdown; Dorsett, 3 for 45, 1 touchdown; Newsome, 2 for 34; Pearson, 2 for 20, 1 touchdown; Springs, 1 for 12.

Giants — Woolfolk, 4 for 135; Gray, 3 for 33; Carpenter, 3 for 27, 1 touchdown; Eddings, 2 for 23; Miller, 1 for 54; Mowatt, 1 for 46, 1 touchdown; Mullady, 1 for 15.

## Cowboys 27, Philadelphia 20

### At Philadelphia, November 6

DALLAS ..... 0 10 10 7-27  
PHILADELPHIA .. 7 3 3 7-20

Eagles — Quick 20 pass from Jaworski (Franklin kick)

Eagles — FG Franklin 19

Cowboys — FG Septien 39

Cowboys — Newsome 12 pass from D. White (Septien kick)

Cowboys — FG Septien 23

Cowboys — Dorsett 29 run (Septien kick)

Eagles — FG Franklin 37

Cowboys — T. Hill 18 pass from D. White (Septien kick)

Eagles — Young 71 pass from Jaworski (Franklin kick)

Attendance — 71,236

### Cowboys Eagles

First Downs .....	22	16
Total Net Yards .....	363	353
Net Yards Rushing .....	114	130
Net Yards Passing .....	249	223
Passes .....	21-24	13-35
Passes Intercepted By .....	1	1
Punts-Average .....	4-37.8	4-44.0
Fumbles-Lost .....	3-1	2-1
Penalties-Yards .....	9-67	6-35

### Rushing

Cowboys — Springs, 15 for 61; Dorsett, 16 for 51, 1 touchdown; T. Hill, 1 for 2.

Eagles — M. Williams, 17 for 90; Oliver, 9 for 37; Haddix, 3 for 3; Jaworski, 1 for 0.

### Passing

Cowboys — D. White, 21 of 24 for 268 yards, 2 touchdowns, 1 interception.

Eagles — Jaworski, 13 of 35 for 241 yards, 2 touchdowns, 1 interception.

### Receiving

Cowboys — Springs, 7 for 92; Pearson, 4 for 66; T. Hill, 4 for 52, 1 touchdown; Johnson, 3 for 30; Newsome, 2 for 18, 1 touchdown; Dorsett, 1 for 10.

Eagles — Quick, 7 for 120, 1 touchdown; G. Young, 2 for 95, 1 touch-

down; Oliver, 2 for 10; Carmichael, 1 for 12; M. Williams, 1 for 4.

## San Diego 24, Cowboys 23

### At San Diego, November 13

DALLAS ..... 0 6 3 14-23  
SAN DIEGO ..... 7 10 7 0-24

Chargers — Nelson 21 blocked punt return (Benirschke kick)

Chargers — Muncie 2 run (Benirschke kick)

Cowboys — Pearson 16 pass from D. White (kick failed)

Chargers — FG Benirschke 37

Chargers — Holohan 18 pass from Luther (Benirschke kick)

Cowboys — FG Septien 37

Cowboys — T. Hill 35 pass from D. White (Septien kick)

Cowboys — DuPree 4 pass from D. White (Septien kick)

Attendance — 46,192

### Cowboys Chargers

First Downs .....	25	21
Total Net Yards .....	389	355
Net Yards Rushing .....	98	23
Net Yards Passing .....	291	332
Passes .....	31-47	26-43
Passes Intercepted By .....	1	0
Punts-Average .....	6-35.3	6-41.5
Fumbles-Lost .....	1-0	1-0
Penalties-Yards .....	6-31	2-20

### Rushing

Cowboys — Dorsett, 17 for 58; Springs, 10 for 40; D. White, 1 for 0.

Chargers — Muncie, 18 for 30, 1 touchdown; Luther, 2 for -7.

### Passing

Cowboys — D. White, 31 of 47 for 300 yards, 3 touchdowns.

Chargers — Luther, 26 of 43 for 340 yards, 1 touchdown, 1 interception.

### Receiving

Cowboys — Springs, 8 for 45; T. Hill, 7 for 99, 1 touchdown; Pearson, 5 for 60, 1 touchdown; Cosbie, 5 for 52; Dorsett, 4 for 20; Johnson, 1 for 20; DuPree, 1 for 4, 1 touchdown.

Chargers — Joiner, 6 for 86; Holohan, 5 for 84, 1 touchdown; Winslow, 5 for 50; Chandler, 5 for 47; Muncie, 4 for 65; Jackson, 1 for 8.

## Cowboys 41, Kansas City 21

### At Dallas, November 20

KANSAS CITY ... 0 0 14 7-21  
DALLAS ..... 10 10 7 14-41

Cowboys — Springs 1 run (Septien kick)

Cowboys — FG Septien 25

Cowboys — Dorsett 28 run (Septien kick)  
 Cowboys — FG Septien 40  
 Cowboys — Dorsett 32 run (Septien kick)  
 Chiefs — Carson 13 pass from Kenney (Lowery kick)  
 Chiefs — Carson 48 pass from Kenney (Lowery kick)  
 Cowboys — Newsome 7 run (Septien kick)  
 Cowboys — Allen 68 punt return (Septien kick)  
 Chiefs — Paige 7 pass from Blackledge (Lowery kick)  
 Attendance — 64,103

	Chiefs	Cowboys
First Downs	29	18
Total Net Yards	434	421
Net Yards Rushing	43	192
Net Yards Passing	391	229
Passes	33-59	18-31
Passes Intercepted By	1	2
Punts-Average	6-38.3	5-38.8
Fumbles-Lost	2-1	1-1
Penalties-Yards	8-59	10-58

### Rushing

Chiefs — B. Jackson, 5 for 22; Brown, 8 for 20; Kenney, 1 for 2; Blackledge, 1 for 0; K. Thomas, 4 for -1.  
 Cowboys — Dorsett, 18 for 108, 2 touchdowns; Springs, 8 for 43, 1 touchdown; D. White, 1 for 22; Newsome, 3 for 17, 1 touchdown; Newhouse, 1 for 4; Hogeboom, 2 for -2.

### Passing

Chiefs — Kenney, 23 of 40 for 337 yards, 2 touchdowns, 2 interceptions; Blackledge, 10 of 19 for 95 yards, 1 touchdown.  
 Cowboys — D. White, 18 of 30 for 237 yards, 1 interception.

### Receiving

Chiefs — Marshall, 8 for 115; Carson, 7 for 135, 2 touchdowns; Paige, 5 for 74, 1 touchdown; Brown, 4 for 21; K. Thomas, 2 for 37; Hancock, 2 for 22; Ricks, 2 for 0; Beckman, 1 for 12; B. Jackson, 1 for 10; Scott, 1 for 6.  
 Cowboys — T. Hill, 6 for 92; Dorsett, 4 for 38; Cosbie, 3 for 25; DuPree, 1 for 28; Johnson, 1 for 22; Newsome, 1 for 17; Springs, 1 for 9; Pearson, 1 for 6.

## Cowboys 35, St. Louis 17

### At Dallas, November 24

ST. LOUIS ..... 7 0 3 7-17  
 DALLAS ..... 7 14 0 14-35  
 Cardinals — Green 71 pass from Lomax (O'Donoghue kick)  
 Cowboys — Springs 1 run (Septien kick)

Cowboys — Dorsett 5 run (Septien kick)  
 Cowboys — Johnson 15 pass from D. White (Septien kick)  
 Cardinals — FG O'Donoghue 42  
 Cowboys — Dorsett 55 run (Septien kick)  
 Cowboys — D. White 4 run (Septien kick)  
 Cardinals — Anderson 14 pass from Lomax (O'Donoghue kick)  
 Attendance — 60,764

### Cardinals Cowboys

First Downs	14	17
Total Net Yards	278	362
Net Yards Rushing	89	132
Net Yards Passing	189	230
Passes	18-30	24-31
Passes Intercepted By	0	0
Punts-Average	6-42.0	6-40.8
Fumbles-Lost	5-3	0-0
Penalties-Yards	5-50	5-44

### Rushing

Cardinals — Anderson, 13 for 37; Morris, 4 for 21; Green, 1 for 16; Sharpe, 1 for 11; Mitchell, 1 for 3; Love, 1 for 1; Lomax, 1 for 0.  
 Cowboys — Dorsett, 17 for 102, 2 touchdowns; Springs, 6 for 21, 1 touchdown; Newsome, 1 for 5; D. White, 1 for 4, 1 touchdown.

### Passing

Cardinals — Lomax, 18 of 30 for 230 yards, 2 touchdowns.  
 Cowboys — D. White, 24 of 31 for 237 yards, 1 touchdown.

### Receiving

Cardinals — Anderson, 5 for 52, 1 touchdown; Green, 3 for 85, 1 touchdown; LaFleur, 3 for 39; Tilley, 2 for 28; Shumann, 1 for 14; Marsh, 1 for 6; Morris, 1 for 5; Love, 1 for 1; Mitchell, 1 for 0.  
 Cowboys — Johnson, 6 for 79, 1 touchdown; Springs, 6 for 21; Dorsett, 5 for 12; Cosbie, 4 for 59; T. Hill, 2 for 54; Donley, 1 for 12.

## Cowboys 35, Seattle 10

### At Seattle, December 4

DALLAS ..... 7 7 7 14-35  
 SEATTLE ..... 0 3 0 7-10  
 Cowboys — Dorsett 8 run (Septien kick)  
 Cowboys — Dorsett 7 run (Septien kick)  
 Seahawks — FG N. Johnson 54  
 Cowboys — Donley 35 pass from D. White (Septien kick)  
 Cowboys — Johnson 16 pass from D. White (Septien kick)  
 Seahawks — Warner 2 run (N. Johnson kick)  
 Cowboys — Newsome 15 pass from Hogeboom (Septien kick)  
 Attendance — 63,352



	Cowboys	Seattle
First Downs	25	14
Total Net Yards	418	216
Net Yards Rushing	132	28
Net Yards Passing	286	188
Passes	23-30	16-30
Passes Intercepted By	2	1
Punts-Average	6-36.7	8-39.5
Fumbles-Lost	1-1	3-2
Penalties-Yards	7-49	7-57

### Rushing

Cowboys — Dorsett, 26 for 117, 2 touchdowns; Springs, 9 for 19; Hogeboom, 2 for —2; D. White, 1 for —2.

Seahawks — Warner, 12 for 22, 1 touchdown; C. Bryant, 3 for 6; Kreig, 2 for 0.

### Passing

Cowboys — D. White, 19 of 26 for 233 yards, 2 touchdowns, 1 interception; Hogeboom, 4 of 4 for 60 yards, 1 touchdown.

Seahawks — Krieg, 16 of 30 for 253 yards, 2 interceptions.

### Receiving

Cowboys — Johnson, 5 for 70, 1 touchdown; Dorsett, 5 for 40; T. Hill, 4 for 50; Springs, 4 for 41; Newsome, 2 for 31, 1 touchdown; Donley, 1 for 35, 1 touchdown; DuPree, 1 for 17; Cosbie, 1 for 9.

Seahawks — Largent, 5 for 60; Young, 3 for 56; Johns, 3 for 46; Doornink, 1 for 38; H. Jackson, 1 for 20; Walker, 1 for 19; Lane, 1 for 7; Warner, 1 for 7.

## Washington 31, Cowboys 10

### At Dallas, December 11

WASHINGTON	14	0	7	10-31
DALLAS	7	3	0	0-10

Redskins — Riggins 3 run (Moseley kick)  
Redskins — Didier 40 pass from Theismann (Moseley kick)

Cowboys — Cosbie 29 pass from D. White (Septien kick)

Cowboys — FG Septien 35

Redskins — Monk 43 pass from Theismann (Moseley kick)

Redskins — Riggins 1 run (Moseley kick)

Redskins — FG Moseley 38

Attendance — 65,074

### Redskins Cowboys

First Downs	20	13
Total Net Yards	336	205
Net Yards Rushing	166	33
Net Yards Passing	170	172
Passes	11-17	20-35
Passes Intercepted By	3	1
Punts-Average	2-25.0	4-42.8
Fumbles-Lost	0-0	2-1
Penalties-Yards	5-56	6-109

### Rushing

Redskins — Riggins, 27 for 89, 2 touchdowns; J. Washington, 8 for 44; Theismann, 3 for 24; Giaquinto, 4 for 9.  
Cowboys — Dorsett, 14 for 34; Springs, 6 for —1.

### Passing

Redskins — Theismann, 11 of 17 for 203 yards, 2 touchdowns, 1 interception.

Cowboys — D. White, 20 of 35 for 197 yards, 1 touchdown, 3 interceptions.

### Receiving

Redskins — Monk, 6 for 119, 1 touchdown; Brown, 2 for 31; Garrett, 2 for 13; Didier, 1 for 40, 1 touchdown.

Cowboys — T. Hill, 5 for 63; Cosbie, 5 for 53, 1 touchdown; Dorsett, 4 for 30; Springs, 3 for 17; Pearson, 2 for 22; Johnson, 2 for 12.

## San Francisco 42, Cowboys 17

### At San Francisco, December 19

DALLAS	3	7	0	7-17
SAN FRANCISCO	21	0	7	14-42

49ers — Craig 6 pass from Montana (Wersching kick)

49ers — McLemore 56 punt return (Wersching kick)

Cowboys — FG Septien 47

49ers — Solomon 77 pass from Montana (Wersching kick)

Cowboys — D. White 1 run (Septien kick)

49ers — Francis 18 pass from Montana (Wersching kick)

Cowboys — T. Hill 13 pass from D. White (Septien kick)

49ers — Wright 48 interception return (Wersching kick)

49ers — Craig 16 pass from Montana (Wersching kick)

Attendance — 59,957

### Cowboys 49ers

First Downs	24	13
Total Net Yards	365	294
Net Yards Rushing	62	85
Net Yards Passing	303	209
Passes	29-48	15-27
Passes Intercepted By	1	3
Punts-Average	4-40.8	6-43.5
Fumbles-Lost	3-2	0-0
Penalties-Yards	7-61	8-60

### Rushing

Cowboys — Dorsett, 15 for 32; Newsome, 3 for 24; Springs, 4 for 5; D. White, 1 for 1, 1 touchdown.

49ers — Craig, 10 for 53; Tyler, 8 for 20; Ring, 3 for 9; Montana, 3 for 3.

### Passing

Cowboys — D. White, 25 of 38 for

277 yards, 1 touchdown, 2 interceptions; Hogeboom, 4 of 10 for 51 yards, 1 interception.

49ers — Montana, 14 of 26 for 223 yards, 4 touchdowns, 1 interception; Benjamin, 1 of 1 for -2 yards.

### Receiving

Cowboys — Johnson, 7 for 84; T. Hill, 6 for 63, 1 touchdown; Dorsett, 4 for 23; Springs, 4 for 22; Cosbie, 3 for 57; Donley, 2 for 52; Newsome, 2 for 25; DuPree, 1 for 2.

49ers — Craig, 5 for 44, 2 touchdowns; Francis, 3 for 40, 1 touchdown; Clark, 2 for 27; Solomon, 1 for 77, 1 touchdown; Wilson, 1 for 17; Cooper, 1 for 15; Tyler, 1 for 3; Ring, 1 for -2.



## 1983 Team Statistics

	DALLAS	OPP.
TOTAL FIRST DOWNS	342	286
Rushing	109	82
Passing	205	181
Penalty	28	23
Third Down-Made/Att.	94/225	80/222
Third Down Efficiency	41.8	36.0
Fourth Down-Made/Att.	4/9	9/17
TOTAL NET YARDS	5959	5427
Avg. Per Game	372.4	339.2
Total Plays	1110	1025
Avg. Per Play	5.4	5.3
NET YARDS RUSHING	2117	1499
Avg. Per Game	132.3	93.7
Total Rushes	519	410
Avg. Per Rush	4.1	3.7
NET YARDS PASSING	3842	3928
Avg. Per Game	240.1	245.5
Tackled/Yards Lost	37/314	57/437
Gross Yards	4156	4365
Attempts/Completions	554/346	558/299
Pct. of Completions	62.5	53.6
Had Intercepted	25	27
PUNTS/AVERAGE	83/39.4	84/41.9
Net Punting Average	31.4	34.0
PUNT RETURNS/AVG.	51/9.0	53/11.1
KICKOFF RETS./AVG.	70/19.3	78/23.2
INTCPTS./AVG. RET.	27/17.3	25/14.3
PENALTIES/YARDS	99/847	100/873
FUMBLES/BALL LOST	30/14	31/21
TOUCHDOWNS	59	42
Rushing	21	12
Passing	31	27
Returns	7	3
EXTRA POINTS/ATMPTS.	57/59	42/42
FIELD GOALS/ATTEMPTS	22/27	22/30
TOTAL POINTS	479	360
TIME OF POSSESSION	8:52:42	7:11:56



# Dallas Cowboys Final 1983 Statistics

## SCORE BY QUARTERS

	1	2	3	4	OT	Tot
COWBOYS	75	154	79	168	3	479
Opponents	120	84	70	86	0	360

## PUNTING

Player	No.	Yds.	Avg.	TB	In 20	Lg	Bl
White, D.	38	1543	40.6	3	6	50	1
Warren	39	1551	39.8	1	8	54	0
Miller	5	178	35.6	0	2	43	0
Total	83	3272	39.4	4	16	54	1
Opp. Total	84	3515	41.9	10	23	59	0

## RUSHING

Player	Att.	Yds.	Avg.	Lg.	TD
Dorsett	289	1321	4.6	77	8
Springs	149	541	3.6	19t	7
Newsome	44	185	4.2	20	2
Newhouse	9	34	3.8	8	0
White, D.	18	31	1.7	22	4
Pearson	2	13	6.5	10	0
Hill, T.	1	2	2.0	2	0
Johnson	1	0	0.0	0	0
Hogeboom	6	-10	-1.7	-1	0
Total	519	2117	4.1	77	21
Opp. Total	410	1499	3.7	32	12

## FIELD GOALS

	11-19	20-29	30-39	40-49	50+
COWBOYS	0-0	5-5	8-8	9-12	0-2
Opponents	2-2	8-8	7-8	4-8	1-4

Septien: (26); (45, 24); (-); (41, 34); (45, 53M, 45, 35); (41, 48M, 42); (31, 46, 34); (23); (42M, 36); (39, 23); (50M, 37); (25, 40); (-); (-); (35); (47, 46M).

## KICKOFF RETURNS

Player	No.	Yds.	Avg.	Lg.	TD
Newsome	1	28	28.0	28	0
Allen	8	178	22.3	31	0
Fellows	43	855	19.9	53	0
Hill, R.	13	243	18.7	40	0
McSwain	1	17	17.0	17	0
Springs	1	13	13.0	13	0
Cosbie	2	17	8.5	10	0
Huther	1	0	0.0	0	0
Total	70	1351	19.3	53	0
Opp. Total	78	1806	23.2	66	0

## INTERCEPTIONS

Player	No.	Yds.	Avg.	Lg.	TD
Thurman	6	49	8.2	34	0
Fellows	5	139	27.8	58t	1
Downs	4	80	20.0	28	0
Walls	4	70	17.5	37	0
Clinkscale	2	68	34.0	68t	1
Hill, R.	2	12	6.0	12	0
Bates	1	29	29.0	29	0
Jones	1	12	12.0	12	0
Dickerson	1	8	8.0	8	0
Breunig	1	0	0.0	0	0
Total	27	467	17.3	68t	2
Opp. Total	25	358	14.3	48t	1

## RECEIVING

Player	No.	Yds.	Avg.	Lg.	TD
Springs	73	589	8.1	80t	1
Hill, T.	49	801	16.4	75t	7
Pearson	47	545	11.6	32	5
Cosbie	46	588	12.8	61t	6
Johnson	41	561	13.7	46	3
Dorsett	40	287	7.2	19	1
Donley	18	370	20.6	47	2
Newsome	18	250	13.9	52t	4
DuPree	12	142	11.8	28	1
White, D.	1	15	15.0	15t	1
Rafferty	1	8	8.0	8	0
Total	346	4156	12.0	80t	31
Opp. Total	299	4365	14.6	83t	27

## PUNT RETURNS

Player	No.	FC	Yds.	Avg.	Lg.	TD
Allen	9	1	153	17.0	68t	1
Hill, R.	30	2	232	7.7	37	0
Fellows	10	3	75	7.5	14	0
Donley	1	0	1	1.0	1	0
Newhouse	1	0	0	0.0	0	0
Total	51	6	461	9.0	68t	1
Opp. Total	53	9	588	11.1	56t	1

## SCORING

Player	TDR	TDP	TDRt	FG	PAT	TP
Septien	0	0	0	22/27	57/59	123
Dorsett	8	1	0	0	0	54
Springs	7	1	0	0	0	48
Hill, T.	0	7	0	0	0	42
Cosbie	0	6	0	0	0	36
Newsome	2	4	0	0	0	36
Pearson	0	5	0	0	0	30
White, D.	4	1	0	0	0	30
Johnson	0	3	0	0	0	18
Donley	0	2	0	0	0	12
Fellows	0	0	2	0	0	12
Allen	0	0	1	0	0	6
Clinkscale	0	0	1	0	0	6
Downs	0	0	1	0	0	6
DuPree	0	1	0	0	0	6
Hegman	0	0	1	0	0	6
Thurman	0	0	1	0	0	6
Dickerson	0	0	0	0	0	2
Total	21	31	7	22/27	57/59	479
Opp. Total	12	27	3	22/30	42/42	360

## PASSING

Player	Att.	Comp.	Yds.	Pct.	Avg.	TD	Pct.	Int.	Pct.	Lg.	Lost/Att	Rating
White, D.	533	334	3980	62.7	7.47	29	5.4	23	4.3	80t	37/314	85.6
Hogeboom	17	11	161	64.7	9.47	1	5.9	1	5.9	24	0/0	90.6
Springs	2	1	15	50.0	7.50	1	50.0	0	0.0	0	0/0	-
Dorsett	1	0	0	0.0	0.00	0	0.0	0	0.0	0	0/0	-
Pearson	1	0	0	0.0	0.00	0	0.0	1	100.0	0	0/0	-
Total	554	346	4156	62.5	7.50	31	5.6	25	4.5	80t	37/314	85.2
Opp. Total	558	299	4365	53.6	7.82	27	4.8	27	4.8	83t	57/437	75.3

# NFC Wild Card Game

L.A. Rams 24, Cowboys 17

At Dallas, Dec. 26, 1983

L.A. RAMS ..... 7 0 7 10-24  
 DALLAS ..... 0 7 3 7-17  
 Rams — D. Hill 18 pass from Ferragamo (Lansford kick)  
 Cowboys — T. Hill 14 pass from D. White (Septien kick)  
 Cowboys — FG Septien 41  
 Rams — Dennard 16 pass from Ferragamo (Lansford kick)  
 Rams — Farmer 8 pass from Ferragamo (Lansford kick)  
 Rams — FG Lansford 20  
 Cowboys — Cosbie 2 pass from D. White (Septien kick)  
 Attendance — 43,521

	Rams	Cowboys
First Downs .....	19	24
Total Net Yards .....	243	363
Net Yards Rushing .....	94	63
Net Yards Passing .....	149	300
Passes .....	16-31	32-53
Passes Intercepted By .....	3	0
Punts-Average .....	6-37.3	5-31.4
Fumbles-Lost .....	0-0	2-1
Penalties-Yards .....	4-18	6-40

## Rushing


Rams — Dickerson, 23 for 99; Redden, 3 for 5; Ferragamo, 4 for -10.  
 Cowboys — Dorsett, 17 for 59; Springs, 2 for 4; D. White, 1 for 0.

## Passing

Rams — Ferragamo, 15 of 30 for 162 yards, 3 touchdowns; Dickerson, 1 of 1 for 1 yard.  
 Cowboys — D. White, 32 of 53 for 330 yards, 2 touchdowns, 3 interceptions.

## Receiving

Rams — Farmer, 5 for 47, 1 touchdown; Dennard, 4 for 44, 1 touchdown; Barber, 2 for 20; D. Hill, 2 for 19, 1 touchdown; Dickerson, 2 for 11; Ellard, 1 for 22.  
 Cowboys — T. Hill, 9 for 115, 1 touchdown; Springs, 6 for 38; Cosbie, 5 for 62, 1 touchdown; Dorsett, 4 for 12; Johnson, 3 for 20; Pearson, 2 for 49; Newsome, 2 for 25; DuPree, 1 for 9.



# THE RECORDS

A black and white action photograph of a football player, Tony Dorsett, running with the ball. He is wearing a light-colored jersey with the number 33 and a helmet with a fleur-de-lis logo. He is being pursued by a player in a dark jersey with the number 22. Other players are visible in the background, some on the ground.

TONY DORSETT

# Cowboys All-Time Leaders

## RUSHING

Player	Att.	Yds.	Avg.	Long	TD
1. Dorsett, Tony (1977-83)	1,834	8,336	4.6	99	53
2. Perkins, Don (1961-68)	1,500	6,217	4.1	59	42
3. Hill, Calvin (1969-74)	1,166	5,009	4.3	55	39
4. Newhouse, Robert (1972-83)	1,160	4,784	4.1	54	31
5. Garrison, Walt (1966-74)	899	3,886	4.3	41	30
6. Staubach, Roger (1969-79)	410	2,264	5.5	33	20
7. Marsh, Amos (1961-64)	427	2,065	4.8	71	14
8. Reeves, Dan (1965-72)	535	1,990	3.7	67	25
9. Springs, Ron (1979-83)	536	1,983	3.7	46	27
10. Thomas, Duane (1970-71)	326	1,596	4.9	56	16

## PASSING

Player	Att.	Comp.	Pct.	Yds.	TD	Int.	Rating
1. White, Danny (1976-83)	1,710	1,029	60.2	13,171	98	79	84.2
2. Staubach, R. (1969-79)	2,958	1,685	57.0	22,700	153	109	83.5
3. Morton, C. (1965-74)	1,308	685	52.4	10,279	80	73	75.5
4. Meredith, D. (1960-68)	2,308	1,170	50.7	17,199	135	111	74.7
5. LeBaron, E. (1960-63)	692	359	51.9	5,331	45	52	67.8

## RECEIVING

Player	No.	Yds.	Avg.	Long	TD
1. Pearson, Drew (1973-83)	489	7,822	16.0	67	48
2. Hayes, Bob (1965-74)	365	7,295	20.0	95	71
3. Hill, Tony (1977-83)	298	5,241	17.6	75	36
4. Clarke, Frank (1960-67)	281	5,214	18.6	80	50
5. DuPree, Billy Joe (1973-83)	267	3,565	13.4	42	41
6. Dorsett, Tony (1977-83)	241	2,080	8.6	91	8
7. Pearson, Preston (1975-80)	189	2,274	12.0	49	11
8. Rentzel, Lance (1967-70)	183	3,521	19.2	86	31
9. Garrison, Walt (1966-74)	182	1,794	9.9	53	9
10. Springs, Ron (1979-83)	176	1,575	9.0	80	7

## PUNTING

Player	No.	Avg.	Long	Blk.
1. Baker, Sam (1962-63)	128	45.1	72	0
2. Sherer, Dave (1960)	57	42.5	67	1
3. Widby, Ron (1968-71)	247	41.8	84	2
4. White, Danny (1976-83)	529	40.4	73	4
5. Villanueva, Danny (1965-67)	192	40.3	58	1
6. Lothridge, Billy (1964)	62	40.3	75	1
7. Carrell, Duane (1974)	40	39.8	59	0
8. Hoopes, Mitch (1975)	68	39.4	55	1
9. Bateman, Marv (1972-74)	139	39.3	62	2
10. Green, Allen (1961)	61	36.7	53	1

**INTERCEPTIONS**

Player	No.	Yds.	Avg.	Long	TD
1. Renfro, Mel (1964-77)	52	626	12.0	90	3
2. Waters, Charlie (1970-78, 1980-81)	41	584	14.2	56	2
3. Green, Cornell (1962-74)	34	552	16.2	59	2
4. Jordan, Lee Roy (1963-76)	32	472	14.8	49	3
5. Harris, Cliff (1970-79)	29	281	9.7	60	1
6. Thurman, Dennis (1978-83)	26	460	17.7	96	2
7. Howley, Chuck (1961-73)	24	395	16.5	58	2
8. Bishop, Don (1960-65)	22	364	16.5	57	0
8. Walls, Everson (1981-83)	22	264	12.0	37	0
10. Gaechter, Mike (1962-69)	21	420	20.0	100	1

**PUNT RETURNS (Min. 40 Returns)**

Player	No.	Yds.	Avg.	Long	TD
1. Hayes, Bob (1965-74)	104	1,158	11.1	90	3
2. Johnson, Butch (1976-83)	146	1,313	9.0	55	0
3. Jones, James (1980-82)	87	736	8.5	52	0
4. Richards, Golden (1973-78)	62	501	8.1	46	1
5. Renfro, Mel (1964-77)	109	842	7.7	69	1

**KICKOFF RETURNS (Min. 40 Returns)**

Player	No.	Yds.	Avg.	Long	TD
1. Renfro, Mel (1964-77)	85	2,246	26.4	100	2
2. Harris, Cliff (1970-79)	63	1,622	25.7	77	0
3. Marsh, Amos (1961-64)	65	1,561	24.0	101	1
4. Johnson, Butch (1976-83)	79	1,832	23.2	74	0
5. Jones, James (1980-82)	61	1,283	21.0	41	0

**SCORING**

Player	TD	PAT	FG	Total
1. Septien, Rafael (1978-83)	—	270	105	585
2. Hayes, Bob (1965-74)	76	—	—	456
3. Clark, Mike (1968-71, 1973)	—	180	69	387
4. Dorsett, Tony (1977-83)	62	—	—	372
5. Fritsch, Toni (1971-73, 1975)	—	119	66	317
6. Clarke, Frank (1960-67)	51	—	—	306
7. Pearson, Drew (1973-83)	50	—	—	300
8. Perkins, Don (1961-68)	45	—	—	270
8. Hill, Calvin (1969-74)	45	—	—	270
10. Villanueva, Danny (1965-67)	—	134	42	260

**FIELD GOALS**

Player	Att.	Made	Pct.	Long
1. Septien, Rafael (1978-83)	148	105	.710	53
2. Clark, Mike (1968-71, 1973)	119	69	.580	50
3. Fritsch, Toni (1971-73, 75)	107	66	.617	54
4. Herrera, Efen (1974, 1976-77)	65	44	.677	52
5. Villanueva, Danny (1965-67)	81	42	.519	41
6. Baker, Sam (1962-63)	47	23	.489	53
7. Van Raaphorst, Dick (1964)	29	14	.483	43
8. Cone, Fred (1960)	13	6	.462	45
9. Bielski, Dick (1961)	9	6	.667	42
10. Percival, Mac (1974)	8	2	.250	33

# Cowboys Leaders By Years

Year	Player	RUSHING					NFL/ NFC Rank
		Att.	Yds.	Avg.	Long	TD	
1960	Dupre, L. G.	104	362	3.5	18	3	20
1961	*Perkins, Don	200	815	4.1	47	4	6
1962	Perkins, Don	222	945	4.3	35	7	5
1963	Perkins, Don	149	614	4.1	19	7	10
1964	Perkins, Don	174	768	4.4	59	6	5
1965	Perkins, Don	177	690	3.9	43	0	7
1966	Reeves, Dan	175	757	4.3	67	8	6
1967	Perkins, Don	201	823	4.1	30	6	6
1968	Perkins, Don	191	836	4.4	28	4	6
1969	*Hill, Calvin	204	942	4.6	55	8	2
1970	*Thomas, Duane	151	803	5.3	47	5	8/5
1971	Thomas, Duane	175	793	4.5	56	11	11/7
1972	Hill, Calvin	245	1,036	4.2	26	6	7/3
1973	Hill, Calvin	273	1,142	4.2	21	6	3/2
1974	Hill, Calvin	185	844	4.6	27	7	8/3
1975	Newhouse, Robert	209	930	4.4	29	2	9/4
1976	Dennison, Doug	153	542	3.5	14	6	35/18
1977	*Dorsett, Tony	208	1,007	4.8	84	12	9/4
1978	Dorsett, Tony	290	1,325	4.6	63	7	3/2
1979	Dorsett, Tony	250	1,107	4.4	41	6	11/8
1980	Dorsett, Tony	278	1,185	4.3	56	11	6/6
1981	Dorsett, Tony	342	1,646	4.8	75	4	2/2
1982	Dorsett, Tony	177	745	4.2	99	5	2/1
1983	Dorsett, Tony	289	1,321	4.6	77	8	6/5

Year	Player	Att.	PASSING			TD	Int.	Rating	NFL/ NFC Rank
			Comp.	Pct.	Yds.				
1960	LeBaron, E.	225	111	49.3	1,736	12	25	53.4	8
1961	LeBaron, E.	236	120	50.8	1,741	14	16	66.5	9
1962	LeBaron, E.	166	95	57.2	1,436	16	9	95.3	3
1963	Meredith, D.	310	167	53.9	2,381	17	18	73.2	10
1964	Meredith, D.	323	158	48.9	2,143	9	16	67.3	15
1965	Meredith, D.	305	141	46.2	2,415	22	13	79.7	8
1966	Meredith, D.	344	177	51.5	2,805	24	12	87.7	4
1967	Meredith, D.	255	128	50.2	1,834	16	16	68.6	8
1968	Meredith, D.	309	171	55.3	2,500	21	12	88.3	2
1969	Morton, C.	302	162	53.6	2,619	21	15	85.4	5
1970	Morton, C.	207	102	49.3	1,819	15	7	89.7	5/4
1971	Staubach, R.	211	126	59.7	1,882	15	4	104.8	1/1
1972	Morton, C.	339	185	54.6	2,396	15	21	65.9	15/7
1973	Staubach, R.	286	179	62.6	2,428	23	15	94.6	1/1
1974	Staubach, R.	360	190	52.8	2,552	11	15	68.5	14/7
1975	Staubach, R.	348	198	56.9	2,666	17	16	78.6	8/2
1976	Staubach, R.	369	208	56.4	2,715	14	11	79.9	8/5
1977	Staubach, R.	361	210	58.2	2,620	18	9	87.1	2/1
1978	Staubach, R.	413	231	55.9	3,190	25	16	84.9	1/1
1979	Staubach, R.	461	267	57.9	3,586	27	11	92.4	1/1
1980	White, D.	436	260	59.6	3,287	28	25	80.8	9/7
1981	White, D.	391	223	57.0	3,098	22	13	87.5	5/2
1982	White, D.	247	156	63.2	2,079	16	12	91.1	4/2
1983	White, D.	533	334	62.7	3,980	29	23	85.6	9/6

Year	Player	RECEIVING			Long	TD	NFL/ NFC Rank
		No.	Yds.	Avg.			
1960	Doran, Jim	31	554	17.9	15	3	21
1961	Howton, Billy	56	785	14.0	53	4	6
1962	Howton, Billy	49	706	14.4	69	6	15
1963	Clarke, Frank	43	833	19.4	75	10	3
1964	Clarke, Frank	65	973	15.0	49	5	3
1965	*Hayes, Bob	46	1,003	21.8	82	12	13
1966	Hayes, Bob	64	1,232	19.3	95	13	4

\*Rookie



## Leaders By Years (Cont.)

Year	Player	RECEIVING (Cont.)					TD	NFL/ NFC Rank
		No.	Yds.	Avg.	Long	TD		
1967	Rentzel, Lance	58	996	17.2	74	8	6	
1968	Rentzel, Lance	54	1,009	18.7	65	6	3	
1969	Rentzel, Lance	43	960	22.3	75	12	20	
1970	Hayes, Bob	34	889	26.1	89	10	45/26	
1971	Garrison, Walt	40	396	9.9	36	1	23/10	
1972	Hill, Calvin	43	364	8.5	33	3	18/9	
1973	Hill, Calvin	32	290	9.1	29	0	36/21	
1974	Pearson, Drew	62	1,087	17.9	50	2	3/2	
1975	Pearson, Drew	46	822	17.9	46	8	16/9	
1976	Pearson, Drew	58	806	13.9	40	6	4/1	
1977	Pearson, Drew	48	870	18.1	67	2	9/3	
1978	Pearson, Preston	47	256	11.2	34	0	26/15	
1979	Hill, Tony	60	1,062	17.7	75t	10	12/6	
1980	Hill, Tony	60	1,055	17.6	58t	8	16/9	
1981	Hill, Tony	46	953	20.7	63	4	47/26	
1982	Springs, Ron	46	359	7.8	32	2		
1982	Hill, Tony	35	526	15.0	47	1	22/8	
1983	Springs, Ron	73	589	8.1	80t	1	9/4	

Year	Player	PUNTING				Had Blocked	NFL/ NFC Rank
		No.	Avg.	Long	TD		
1960	Sherer, Dave	57	42.5	67	1	7	
1961	*Green, Allen	61	36.7	53	1	14	
1962	Baker, Sam	57	45.4	72	0	3	
1963	Baker, Sam	71	44.2	64	0	7	
1964	*Lothridge, Billy	62	40.3	75	1	15	
1965	Villanueva, Danny	60	41.8	58	0	10	
1966	Villanueva, Danny	65	39.2	58	1	13	
1967	Villanueva, Danny	67	40.4	57	0	9	
1968	Widby, Ron	59	40.9	84	0	5	
1969	Widby, Ron	63	43.3	62	0	2	
1970	Widby, Ron	69	41.3	59	1	10/2	
1971	Widby, Ron	56	41.6	59	1	8/3	
1972	*Bateman, Marv	51	38.2	61	0	24/13	
1973	Bateman, Marv	55	41.6	62	2	11/7	
1974	*Carrell, Duane	40	39.8	59	0	11/5	
1975	*Hoopes, Mitch	68	39.4	55	1	16/9	
1976	*White, Danny	70	38.4	54	2	20/9	
1977	White, Danny	80	39.6	57	1	12/8	
1978	White, Danny	76	40.5	56	1	8/5	
1979	White, Danny	76	41.7	73	0	4/2	
1980	White, Danny	71	40.9	58	0	10/5	
1981	White, Danny	81	40.8	60	0	14/8	
1982	White, Danny	37	41.7	56	0	8/5	
1983	White, Danny	38	40.6	50	1	DNQ	

Year	Player	SCORING				NFL/ NFC Rank
		TD	PAT	FG	Tot.	
1960	Cone, Fred	0	21	6	39	27
1961	Clarke, Frank	9	0	0	54	22
1962	Baker, Sam	0	50	14	92	6
1963	Baker, Sam	0	38	9	65	14
1964	*VanRaaphorst, Dick	0	28	14	70	13
1965	Villanueva, Danny	0	37	16	85	10
1966	Villanueva, Danny	0	56	17	107	2
1967	Hayes, Bob	11	0	0	66	16
1967	Reeves, Dan	11	0	0	66	
1968	Clark, Mike	0	54	17	105	2
1969	Clark, Mike	0	43	20	103	2
1970	Clark, Mike	0	35	18	89	12/8
1971	Clark, Mike	0	47	13	86	13/7
1972	Fritsch, Toni	0	36	21	99	7/3
1973	Fritsch, Toni	0	43	18	97	11/7
1974	*Herrera, Efen	0	33	8	57	26/9

\*Rookie

## Leaders By Years (Cont.)

Year	Player	SCORING (Cont.)				NFL/ NFC Rank
		TD	PAT	FG	Tot.	
1975	Fritsch, Toni	0	38	22	104	3/2
1976	Herrera, Efrén	0	34	18	88	6/4
1977	Herrera, Efrén	0	39	18	93	3/2
1978	Septien, Rafael	0	46	16	94	5/2
1979	Septien, Rafael	0	40	19	97	8/3
1980	Septien, Rafael	0	59	11	92	13/6
1981	Septien, Rafael	0	40	27	122	1/1
1982	Septien, Rafael	0	28	10	58	11/5
1983	Septien, Rafael	0	57	22	123	5/5

Year	Player	FIELD GOALS			Long	NFL/ NFC Rank
		Att.	Made	Pct.		
1960	Cone, Fred	13	6	.462	45	12
1961	Bielski, Dick	9	6	.667	42	13
1962	Baker, Sam	27	14	.519	53	3
1963	Baker, Sam	20	9	.450	53	12
1964	*VanRaaphorst, Dick	29	14	.483	43	8
1965	Villanueva, Danny	27	16	.593	41	7
1966	Villanueva, Danny	31	17	.548	37	8
1967	Villanueva, Danny	23	9	.391	34	14
1968	Clark, Mike	29	17	.586	50	7
1969	Clark, Mike	36	20	.555	47	5
1970	Clark, Mike	27	18	.667	43	7/4
1971	Clark, Mike	25	13	.520	48	19/9
1972	Fritsch, Toni	36	21	.583	54	18/8
1973	Fritsch, Toni	28	18	.643	37	12/4
1974	*Herrera, Efrén	13	8	.615	39	11/5
1975	Fritsch, Toni	35	22	.629	43	14/8
1976	Herrera, Efrén	23	18	.783	46	1/1
1977	Herrera, Efrén	29	18	.621	52	12/1
1978	Septien, Rafael	26	16	.615	48	17/9
1979	Septien, Rafael	29	19	.655	51	9/4
1980	Septien, Rafael	17	11	.647	52	13/7
1981	Septien, Rafael	35	27	.771	47	4/3
1982	Septien, Rafael	14	10	.714	53	13/6
1983	Septien, Rafael	27	22	.815	47	7/3

Year	Player	KICKOFF RETURNS				NFL/ NFC Rank	
		No.	Yds.	Avg.	Long		
1960	Franckhauser, Tom	26	526	20.2	46	0	19
1961	*Marsh, Amos	26	667	25.7	79	0	13
1962	Marsh, Amos	29	725	25.0	101	1	10
1963	*Stiger, Jim	18	432	24.0	66	0	12
1964	*Renfro, Mel	40	1,017	25.4	65	0	7
1965	Renfro, Mel	21	630	30.0	100	1	4
1966	Renfro, Mel	19	487	25.6	87	1	9
1967	Garrison, Walt	20	366	18.3	36	0	23
1968	Baynham, Craig	23	590	25.7	40	0	7
1969	*Flowers, Richmond	11	283	25.7	30	0	29
1970	*Thomas, Duane	19	416	21.9	33	0	23/10
1971	Harris, Cliff	29	823	28.4	77	0	4/4
1972	Harris, Cliff	26	615	23.7	44	0	23/11
1973	**Montgomery, Mike	6	175	29.2	63	0	DNQ
1974	*Morgan, Dennis	35	823	23.5	43	0	21/11
1975	Pearson, Preston	16	391	24.4	42	0	13/7
1976	*Johnson, Butch	28	693	24.8	74	0	11/5
1977	Johnson, Butch	22	536	24.4	64	0	9/5
1978	Johnson, Butch	29	603	20.8	56	0	27/12
1979	*Springs, Ron	38	780	20.5	70	0	25/12
1980	*Jones, James	32	720	22.5	41	0	11/6
1981	Jones, James	27	517	19.1	33	0	36/17
1982	Fellows, Ron	16	359	22.4	35	0	16/9
1983	Fellows, Ron	43	855	19.9	53	0	26/12

\*Rookie

\*\*Did Not Qualify (Minimum 14 returns required).

## Leaders By Years (Cont.)

Year	Player	PUNT RETURNS					NFL/ NFC Rank
		No.	Yds.	Avg.	Long	TD	
1960	Butler, Bill	13	131	10.1	46	0	2
1961	*Marsh, Amos	14	71	5.1	19	0	14
1962	Lockett, J. W.	8	45	5.6	17	0	14
1963	*Stiger, Jim	14	141	10.1	45	0	6
1964	*Renfro, Mel	32	418	13.1	69	1	3
1965	Renfro, Mel	24	145	6.0	35	0	9
1966	Hayes, Bob	17	106	6.2	18	0	7
1967	Hayes, Bob	24	276	11.5	69	1	2
1968	Hayes, Bob	15	312	20.8	90	2	1
1969	Hayes, Bob	18	179	9.9	50	0	3
1970	Hayes, Bob	15	116	7.7	34	0	20/7
1971	Harris, Cliff	17	129	7.6	35	0	11/4
1972	Harris, Cliff	19	78	4.1	21	0	21/11
1973	*Richards, Golden	21	139	6.6	46	0	23/10
1974	*Morgan, Dennis	19	287	15.1	98	1	3/2
1975	Richards, Golden	28	288	10.3	43	1	12/5
1976	*Johnson, Butch	45	489	10.9	55	0	8/4
1977	Johnson, Butch	50	423	8.5	38	0	20/7
1978	Johnson, Butch	51	401	7.9	23	0	18/9
1979	*Wilson, Steve	35	236	6.8	13	0	20/7
1980	*Jones, James	54	548	10.1	52	0	5/4
1981	Jones, James	33	188	5.7	17	0	28/14
1982	Fellows, Ron	25	189	7.6	17	0	18/8
1983	Hill, Rod	30	232	7.7	37	0	20/10

Year	Player	INTERCEPTIONS					NFL/ NFC Rank
		No.	Yds.	Avg.	Long	TD	
1960	Bishop, Don	3	13	4.3	13	0	25
	Franckhauser, Tom	3	11	3.7	9	0	25
1961	Bishop, Don	8	172	21.5	57	0	2
1962	Bishop, Don	6	134	22.3	44	0	9
1963	Green, Cornell	7	211	30.1	55	0	6
1964	*Renfro, Mel	7	110	15.7	39	1	4
1965	Green, Cornell	3	49	16.3	43	0	27
	Livingston, Warren	3	5	1.7	5	0	27
	*Logan, Obert	3	5	1.7	3	0	27
1966	Green, Cornell	4	88	22.0	41	1	21
1967	Green, Cornell	7	52	7.4	28	0	7
	Renfro, Mel	7	38	5.4	30	0	9
1968	Howley, Chuck	6	115	19.2	58	1	11
1969	Renfro, Mel	10	118	11.8	41	0	1
1970	*Waters, Charlie	5	45	9.0	20	0	16/9
1971	Adderley, Herb	6	182	30.3	46	0	9/4
1972	Waters, Charlie	6	132	22.0	56	1	7/3
1973	Jordan, Lee Roy	6	78	13.0	31	1	4/2
1974	Harris, Cliff	3	8	2.7	8	0	42/20
1975	Jordan, Lee Roy	6	80	13.3	38	0	7/4
1976	Washington, Mark	4	49	12.3	22	0	24/11
1977	Harris, Cliff	5	7	1.4	7	0	16/7
1978	Barnes, Benny	5	72	14.4	38	0	25/14
1979	Hughes, Randy	2	91	45.5	68	0	93/45
	Harris, Cliff	2	35	17.5	20	0	
	Barnes, Benny	2	20	10.0	11	0	
	Lewis, D. D.	2	8	4.0	5	0	
	Kyle, Aaron	2	0	0.0	0	0	
1980	Thurman, Dennis	5	114	22.8	78t	1	24/10
	Waters, Charlie	5	78	15.6	29	0	
1981	*Walls, Everson	11	133	12.1	33	0	1/1
1982	Walls, Everson	7	61	8.7	37	0	1/1
1983	Thurman, Dennis	6	49	8.2	34	0	15/8

\*Rookie

# Cowboys Individual Records

NOTE: The 1982 regular season was reduced from 16 games to 9 because of a players' strike.

## TOTAL POINTS

## SCORING

### Career

- 585 Rafael Septien (1978-83), 270 PATs, 105 FGs
- 456 Bob Hayes (1965-74), 76 TDs

### Season

- 123 Rafael Septien (1983), 57 PATs, 22 FGs
- 121 Rafael Septien (1981), 40 PATs, 27 FGs
- 107 Danny Villanueva (1966), 56 PATs, 17 FGs
- 105 Mike Clark (1968), 54 PATs, 17 FGs

### Game

- 24 Dan Reeves (11/5/67 vs. Atlanta), 4 TDs
- 24 Bob Hayes (12/20/70 vs. Houston), 4 TDs
- 24 Calvin Hill (9/19/71 @ Buffalo), 4 TDs
- 24 Duane Thomas (12/18/71 vs. St. Louis), 4 TDs

### Opponent/Game

- 24 Dick James, @ Washington (12/17/61)
- 24 Harold Jackson, @ L.A. Rams (10/14/73)

## TOUCHDOWNS

### Career

- 76 Bob Hayes (1965-74)
- 62 Tony Dorsett (1977-83)
- 51 Frank Clarke (1960-67)

### Season

- 16 Dan Reeves (1966), 8 run, 8 pass
- 14 Frank Clarke (1962), 14 pass

### Game

- 4 Dan Reeves (11/5/67 vs. Atlanta), 2 run 2 pass
- 4 Bob Hayes (12/20/70 vs. Houston), 4 pass
- 4 Calvin Hill (9/19/71 @ Buffalo), 4 run
- 4 Duane Thomas (12/18/71 vs. St. Louis), 3 run, 1 pass

### Opponent/Game

- 4 Dick James, @ Washington (12/17/61)
- 4 Harold Jackson, @ L.A. Rams (10/14/73)

## FIELD GOALS MADE

### Career

- 105 Rafael Septien (1978-83) 148 attempts
- 69 Mike Clark (1968-71, 1973), 119 attempts
- 66 Toni Fritsch (1971-73, 1975) 107 attempts

### Season

- 27 Rafael Septien (1981), 35 attempts
- 22 Rafael Septien (1983), 27 attempts
- 22 Toni Fritsch (1975), 35 attempts
- 21 Toni Fritsch (1972), 36 attempts

### Game

- 4 Rafael Septien (9/6/81 @ Washington; 9/21/81 @ New England)
- 4 Danny Villanueva (11/24/66 vs. Cleveland)
- 4 Toni Fritsch (11/12/72 vs. St. Louis)
- 4 Toni Fritsch (9/21/75 vs. L.A. Rams)

### Longest Field Goal

- 54 Toni Fritsch (9/24/72 @ N.Y. Giants)

### Opponent/Game

- 4 Bob Khayat, @ Washington (10/9/60)
- 4 Tommy Davis, San Francisco (11/20/60)
- 4 Sam Baker, @ Philadelphia (12/5/65)
- 4 Fred Cox, @ Minnesota (10/18/70)
- 4 Jim Bakken, St. Louis (12/18/71)
- 4 Chris Bahr, L.A. Raiders (10/23/83)

### Opponent/Longest Field Goal

- 59 Tony Franklin, Philadelphia (11/12/79)

## FIELD GOALS ATTEMPTED

### Career

- 148 Rafael Septien (1978-83), 105 FG
- 119 Mike Clark (1968-71, 1973), 69 FG
- 107 Toni Fritsch (1971-73, 1975), 66 FG

## Cowboys Individual Records (Cont.)

### Season

36 Toni Fritsch (1972), 21 FG  
36 Mike Clark (1969), 20 FG

### Game

7 Mike Clark (11/24/68 @ Chicago), 2 FG  
6 Toni Fritsch (9/21/75 vs. L.A. Rams), 4 FG

### Opponent/Game

7 Sam Baker, @ Philadelphia (12/5/65), 4 FG

## EXTRA POINTS MADE

### Career

270 Rafael Septien (1978-83)  
180 Mike Clark (1968-71, 1973)

### Season

59 Rafael Septien (1980)  
57 Rafael Septien (1983)

### Game

8 Rafael Septien (10/12/80 vs. San Francisco) Att. 8  
8 Mike Clark (9/15/68 vs. Detroit) Att. 8  
8 Danny Villanueva (10/9/66 vs. Philadelphia) Att. 8

### Opponent/Game

7 Gerry Perry, @ St. Louis (12/9/62) Att. 7

## RUSHING

## TOTAL YARDS

### Career

8,336 Tony Dorsett (1977-83)  
6,217 Don Perkins (1961-68)  
5,009 Calvin Hill (1969-74)  
4,784 Robert Newhouse (1972-83)

### Season

1,646 Tony Dorsett (1981), 4.8 per carry  
1,325 Tony Dorsett (1978), 4.6 per carry  
1,321 Tony Dorsett (1983), 4.6 per carry  
1,185 Tony Dorsett (1980), 4.3 per carry  
1,142 Calvin Hill (1973), 4.2 per carry  
1,107 Tony Dorsett (1979), 4.4 per carry  
1,036 Calvin Hill (1972), 4.2 per carry  
1,007 Tony Dorsett (1977-rookie), 4.8 per carry

### Game

206 Tony Dorsett (12/4/77 vs. Philadelphia) on 23 carries  
183 Tony Dorsett (11/9/80 @ N.Y. Giants) on 24 carries  
175 Tony Dorsett (12/6/81 @ Baltimore) on 30 carries  
162 Tony Dorsett (9/21/81 @ New England) on 19 carries  
159 Tony Dorsett (10/18/81 vs. L.A. Rams) on 27 carries

### Opponent/Game

232 Jim Brown, Cleveland (9/22/63)  
195 Earl Campbell, Houston (11/22/79)  
194 Wilbert Montgomery, @ Philadelphia  
(1/11/81-playoff game)

## ATTEMPTS

### Career

1,834 Tony Dorsett (1977-83)  
1,500 Don Perkins (1961-68)  
1,166 Calvin Hill (1969-74)  
1,160 Robert Newhouse (1972-83)

### Season

342 Tony Dorsett (1981)  
290 Tony Dorsett (1978)  
289 Tony Dorsett (1983)  
278 Tony Dorsett (1980)

### Game

32 Calvin Hill (11/10/74 vs. San Francisco)  
31 Calvin Hill (9/16/73 @ Chicago)

### Opponent/Game

31 W. Wilson, New Orleans (9/25/83)

## TOUCHDOWNS RUSHING

### Career

53 Tony Dorsett (1977-83)  
42 Don Perkins (1961-68)

## Cowboys Individual Records (Cont.)

39	Calvin Hill (1969-74)
31	Robert Newhouse (1972-83)
<b>Season</b>	
12	Tony Dorsett (1977)
11	Tony Dorsett (1980)
11	Duane Thomas (1971)
<b>Game</b>	
4	Calvin Hill (9/19/71 @ Buffalo)

## RUSHING AVERAGE

<b>Career</b>	
4.6	Tony Dorsett (1977-83), 1,834 attempts
4.3	Walt Garrison (1966-74), 899 attempts
4.3	Calvin Hill (1969-74), 1,166 attempts
<b>Season</b>	
5.6	Amos Marsh (1962), 144-802
5.3	Duane Thomas (1970), 151-803
4.8	Tony Dorsett (1981), 342-1,646
4.8	Tony Dorsett (1977), 208-1,007
<b>Game (10 attempts)</b>	
12.1	Walt Garrison (12/9/72 vs. Washington), 10-121
10.9	Amos Marsh (11/4/62 @ Washington), 10-109
10.8	Dan Reeves (12/11/66 vs. Washington), 10-108
<b>Longest Runs</b>	
99	Tony Dorsett (1/3/83 @ Minnesota) TD
84	Tony Dorsett (12/4/77 vs. Philadelphia) TD
77	Tony Dorsett (10/9/77 @ St. Louis) TD
77	Tony Dorsett (9/5/83 @ Washington)
75	Tony Dorsett (9/21/81 @ New England) TD
73	Amos Bullocks (11/18/62 vs. Chicago) TD
<b>Opponent/Longest Run</b>	
76	O. J. Anderson, @ St. Louis (9/2/79)

## TOTAL YARDS

<b>Career</b>	
22,700	Roger Staubach (1969-79)
17,199	Don Meredith (1960-68)
13,171	Danny White (1976-83)
<b>Season</b>	
3,980	Danny White (1983)
3,586	Roger Staubach (1979)
3,287	Danny White (1980)
3,190	Roger Staubach (1978)
3,098	Danny White (1981)
<b>Game</b>	
460	Don Meredith (11/10/63 @ San Francisco), 30 of 48
406	Don Meredith (11/13/66 @ Washington), 21 of 29
394	Don Meredith (11/6/66 @ Philadelphia), 14 of 24
377	Danny White (10/9/83 vs. Tampa Bay), 29 of 44
<b>Opponent/Game</b>	
466	Bill Wade, Chicago (11/18/62), 28 of 46
411	Sonny Jurgensen, @ Washington (11/28/65)
408	David Woodley, Miami (10/25/81)
377	Ed Brown, @ Pittsburgh (10/27/63)
371	Dan Fouts, San Diego (10/26/80)

## PASS ATTEMPTS

<b>Career</b>	
2,958	Roger Staubach (1969-79)
2,308	Don Meredith (1960-68)
<b>Season</b>	
533	Danny White (1983), 334 completions
461	Roger Staubach (1979), 267 completions
436	Danny White (1980), 260 completions
413	Roger Staubach (1978), 231 completions
<b>Game</b>	
49	Roger Staubach (10/26/75 @ Philadelphia), 27 completions
48	Don Meredith (11/10/63 @ San Francisco), 30 completions

## Cowboys Individual Records (Cont.)

### Opponent/Game

49	Marc Wilson, L.A. Raiders (10/23/83)
46	Bill Wade, Chicago (11/18/62)
46	Sonny Jurgensen, @ Washington (11/13/66)
46	Jim Hart, St. Louis (11/25/76)

### PASS COMPLETIONS

#### Career

1,685	Roger Staubach (1969-79)
1,170	Don Meredith (1960-68)

#### Season

334	Danny White (1983), 533 attempts
267	Roger Staubach (1979), 461 attempts
260	Danny White (1980), 436 attempts
231	Roger Staubach (1978), 413 attempts
223	Danny White (1981), 391 attempts

#### Game

31	Danny White (11/13/83 @ San Diego), 47 attempts
30	Don Meredith (11/10/63 @ San Francisco), 48 attempts
29	Danny White (10/9/83 vs. Tampa Bay), 44 attempts
27	Roger Staubach (10/26/75 @ Philadelphia), 49 attempts

### Opponent/Game

28	Bill Wade, Chicago (11/18/62), 46 attempts
28	Kent Nix, @ Pittsburgh (10/22/67), 45 attempts
28	Joe Theismann, @ Washington (9/5/83), 38 attempts

### TOUCHDOWN PASSES

#### Career

153	Roger Staubach (1969-79)
135	Don Meredith (1960-68)

#### Season

29	Danny White (1983) of 334 completions
28	Danny White (1980) of 260 completions
27	Roger Staubach (1979) of 267 completions
25	Roger Staubach (1978) of 231 completions

#### Game

5	Eddie LeBaron (10/21/62 @ Pittsburgh)
5	Don Meredith (9/18/66 vs. N.Y. Giants)
5	Don Meredith (10/9/66 vs. Philadelphia)
5	Don Meredith (9/29/68 @ Philadelphia)
5	Craig Morton (10/19/69 vs. Philadelphia)
5	Craig Morton (12/20/70 vs. Houston)
5	Danny White (10/30/83 @ N.Y. Giants)

### Opponent/Game

6	Y.A. Tittle, @ N.Y. Giants (12/16/62)
---	---------------------------------------

### PASSES HAD INTERCEPTED

#### Career

111	Don Meredith (1960-68)
109	Roger Staubach (1969-79)

#### Season

25	Eddie LeBaron (1960), 225 attempts
25	Danny White (1980), 436 attempts
23	Danny White (1983), 533 attempts
21	Craig Morton (1972), 339 attempts

#### Game

5	Eddie LeBaron (9/30/60 vs. Philadelphia), 29 attempts
5	Eddie LeBaron (11/5/61 vs. St. Louis), 33 attempts
5	Danny White (11/9/80 @ N.Y. Giants), 23 attempts

### Opponent/Game

6	Pete Liske, @ Philadelphia (9/26/71), 29 attempts
---	---

### LOWEST INTERCEPTION RATE (150 or more attempts)

#### Season

1.9	Roger Staubach (1971), 4 of 211
2.4	Roger Staubach (1979), 11 of 461
2.5	Roger Staubach (1977), 9 of 361
3.0	Roger Staubach (1976), 11 of 369

### COMPLETION PER CENT

#### Career

60.2	Danny White (1976-83), 1,029 of 1,710
57.0	Roger Staubach (1969-79), 1,685 of 2,958



## **Cowboys Individual Records (Cont.)**

52.4 Craig Morton (1965-74), 685 of 1,308  
51.9 Eddie LeBaron (1960-63), 359 of 692  
50.7 Don Meredith (1960-68), 1,170 of 2,308

### **Season**

63.2 Danny White (1982), 156 of 247  
62.7 Danny White (1983), 334 of 533  
62.6 Roger Staubach (1973), 179 of 286  
59.7 Roger Staubach (1971), 126 of 211

### **Game (12 or more completions)**

87.5 Danny White (11/6/83 @ Philadelphia) 21 of 24  
84.2 Don Meredith (9/15/68 vs. Detroit) 16 of 19  
81.2 Eddie LeBaron (9/16/62 vs. Washington) 13 of 16

## **LONGEST PASS PLAYS**

95 Don Meredith to Bob Hayes (12/13/66 vs. Washington) TD  
91 Roger Staubach to Tony Dorsett (9/4/78 vs. Baltimore) TD  
89 Craig Morton to Bob Hayes (10/25/70 @ Kansas City) TD

### **Opponent/Longest Pass Play**

94 Norm Snead to Rich Houston, @ N.Y. Giants (9/24/72) TD

## **PASS RECEIVING**

### **TOTAL RECEPTIONS**

#### **Career**

489 Drew Pearson (1973-83)  
365 Bob Hayes (1965-74)  
298 Tony Hill (1977-83)  
281 Frank Clarke (1960-67)

#### **Season**

73 Ron Springs (1983), 589 yards  
65 Frank Clarke (1964), 973 yards  
64 Bob Hayes (1966), 1,232 yards

#### **Game**

13 Lance Rentzel (11/19/67 vs. Washington), 223 yards  
11 Bill Howton (11/25/62 @ Philadelphia), 102 yards  
11 Ron Springs (9/21/81 @ New England), 72 yards  
11 Ron Springs (10/9/83 vs. Tampa Bay), 126 yards

#### **Opponent/Game**

12 J. R. Wilburn, @ Pittsburgh (10/22/67), 142 yards

### **TOTAL RECEIVING YARDS**

#### **Career**

7,822 Drew Pearson (1973-83)  
7,295 Bob Hayes (1965-74)  
5,241 Tony Hill (1977-83)  
5,214 Frank Clarke (1960-67)  
3,565 Billy Joe DuPree (1973-83)  
3,521 Lance Rentzel (1967-70)

#### **Season**

1,232 Bob Hayes (1966), 64 receptions  
1,087 Drew Pearson (1974), 62 receptions  
1,062 Tony Hill (1979), 60 receptions  
1,055 Tony Hill (1980), 60 receptions  
1,043 Frank Clarke (1962), 47 receptions  
1,026 Drew Pearson (1979), 55 receptions  
1,009 Lance Rentzel (1968), 54 receptions

#### **Game**

246 Bob Hayes (11/13/66 @ Washington), 9 receptions  
241 Frank Clarke (9/16/62 vs. Washington), 10 receptions  
223 Lance Rentzel (11/19/67 vs. Washington), 13 receptions  
213 Tony Hill (11/12/79 vs. Philadelphia), 7 receptions

#### **Opponent/Game**

238 Harold Jackson, @ L.A. Rams (10/14/73), 7 receptions

### **TOUCHDOWNS RECEIVING**

#### **Career**

71 Bob Hayes (1965-74)  
50 Frank Clarke (1960-67)  
48 Drew Pearson (1973-83)  
41 Billy Joe DuPree (1973-83)

#### **Season**

14 Frank Clarke (1962), 47 receptions



## Cowboys Individual Records (Cont.)

13 Bob Hayes (1966), 64 receptions  
12 Lance Rentzel (1969), 43 receptions  
12 Bob Hayes (1965), 46 receptions

### Game

4 Bob Hayes (12/20/70 vs. Houston)

### Opponent/Game

4 Harold Jackson, @ L.A. Rams (10/14/73)

## RUSHING - RECEIVING

### Career

10,416 Tony Dorsett (1977-83), 8,336 rushing, 2,080 receiving  
8,012 Drew Pearson (1973-83), 7,822 receiving, 190 rushing  
7,527 Don Perkins (1961-68), 6,217 rushing, 1,310 receiving  
7,365 Bob Hayes (1965-74), 7,295 receiving, 70 rushing  
6,368 Calvin Hill (1969-74), 5,009 rushing, 1,359 receiving

### Season

1,971 Tony Dorsett (1981), 1,646 rushing, 325 receiving  
1,703 Tony Dorsett (1978), 1,325 rushing, 378 receiving  
1,608 Tony Dorsett (1983), 1,321 rushing, 287 receiving  
1,482 Tony Dorsett (1979), 1,107 rushing, 375 receiving  
1,448 Tony Dorsett (1980), 1,185 rushing, 263 receiving

### Game

254 Tony Dorsett (9/4/78 vs. Baltimore), 147 rushing,  
107 receiving  
246 Bob Hayes (11/13/66 @ Washington), 246 receiving  
241 Frank Clarke (9/16/62 vs. Washington), 241 receiving  
230 Tony Dorsett (12/4/77 vs. Philadelphia), 206 rushing,  
24 receiving

## COMBINED YARDAGE

### Career

10,470 Tony Dorsett (1977-83), 54 return yards  
9,104 Bob Hayes (1965-74), 1,739 return yards  
8,180 Drew Pearson (1973-83), 168 return yards  
8,005 Don Perkins (1961-68), 451 return yards  
6,493 Calvin Hill (1969-74), 125 return yards  
6,493 Walt Garrison (1966-74), 813 return yards  
6,218 Robert Newhouse (1972-83), 478 return yards

### Season

1,998 Amos Marsh (1962), 729 return yards  
1,971 Tony Dorsett (1981), no return yards  
1,757 Tony Dorsett (1978), 54 return yards  
1,608 Tony Dorsett (1983), no return yards  
1,598 Bob Hayes (1965), 603 return yards

### Game

285 Bob Hayes (12/24/67 vs. Cleveland-Playoff Game)  
5/144 receiving, 3/141 punt returns  
285 Calvin Hill (11/16/69 @ Washington) 3/100 kickoff  
return, 27/150 rushing, 2/35 receiving

## PUNTING

### TOTAL PUNTS

#### Career

529 Danny White (1976-83)  
247 Ron Widby (1968-71)  
192 Danny Villanueva (1965-67)

#### Season

81 Danny White (1981), 40.8 average  
80 Danny White (1977), 39.6 average  
76 Danny White (1978), 40.5 average  
76 Danny White (1979), 41.7 average

#### Game

10 Sam Baker (10/13/63 vs. Detroit) 50.3 average  
10 Danny White (11/15/76 vs. Buffalo) 39.9 average

### AVERAGE YARDS

#### Career

45.1 Sam Baker (1962-63)

#### Season

45.4 Sam Baker (1962), 57 punts

**Cowboys Individual Records (Cont.)**

44.2 Sam Baker (1963), 71 punts

43.3 Ron Widby (1969), 63 punts

**Game (4 or more punts)**

53.4 Ron Widby (11/3/68 @ New Orleans)

53.0 Marv Bateman (11/4/73 vs. Cincinnati)

**LONGEST PUNT**

84 Ron Widby (11/3/68 @ New Orleans)

**PUNT RETURNS****TOTAL RETURNS****Career**

146 Butch Johnson (1976-83)

109 Mel Renfro (1964-77)

104 Bob Hayes (1965-74)

**Season**

54 James Jones (1980), 10.1 average

51 Butch Johnson (1978), 7.9 average

50 Butch Johnson (1977), 8.5 average

**Game**

9 Butch Johnson (11/15/76 vs. Buffalo)

**PUNT RETURN YARDAGE****Career**

1,313 Butch Johnson (1976-83)

1,158 Bob Hayes (1965-74)

**Season**

548 James Jones (1980), 10.1 average

489 Butch Johnson (1976), 10.9 average

423 Butch Johnson (1977), 8.5 average

**Game**141 Bob Hayes (12/24/67 vs. Cleveland-playoff game),  
3 returns

122 Bob Hayes (12//8/68 vs. Pittsburgh), 3 returns

**Longest Punt Return**

98 Dennis Morgan (10/13/74 vs. St. Louis)

90 Bob Hayes (12/6/68 vs. Pittsburgh)

**AVERAGE YARDS****Career**

11.1 Bob Hayes (1965-74), 104 returns

9.0 Butch Johnson (1976-83), 146 returns

8.5 James Jones (1980-82), 87 returns

**Season (14 or more returns)**

20.8 Bob Hayes (1968), 15 returns

15.1 Dennis Morgan (1974), 19 returns

13.1 Mel Renfro (1964), 32 returns

**Game**47.0 Bob Hayes (12/24/67 vs. Cleveland-playoff game),  
3 for 141 yards**FAIR CATCHES****Career**

38 Mel Renfro (1964-77)

38 Butch Johnson (1976-83)

35 Golden Richards (1973-78)

**Season**

18 Golden Richards (1973)

16 Cliff Harris (1972)

15 Butch Johnson (1977)

**Game**

4 Golden Richards (11/16/75 @ New England)

4 Golden Richards (11/17/74 @ Washington)

4 Lance Rentzel (12/21/68 vs. Cleveland-playoff game)

4 Cliff Harris (12/23/72 @ San Francisco-playoff game)

**KICKOFF RETURNS****TOTAL RETURNS****Career**

85 Mel Renfro (1964-77)

79 Butch Johnson (1976-83)



## Cowboys Individual Records (Cont.)

### Season

43	Ron Fellows (1983), 19.9 average
40	Mel Renfro (1964), 25.4 average
38	Ron Springs (1979), 20.5 average

### Game

8	Mel Renfro (10/29/64 vs. Green Bay), 156 yards
---	--

## KICKOFF RETURN YARDAGE

### Career

2,246	Mel Renfro (1964-77)
1,832	Butch Johnson (1976-83)

### Season

1,017	Mel Renfro (1964), 25.4 average
855	Ron Fellows (1983), 19.9
823	Cliff Harris (1971), 28.4 average
823	Dennis Morgan (1974), 23.5 average

### Game

168	Mel Renfro (11/22/64 @ Washington), 4 returns
157	Amos Marsh (10/14/62 vs. Philadelphia), 4 returns

## Longest Kickoff Return

101	Amos Marsh (10/14/62 vs. Philadelphia)
101	Ike Thomas (12/4/71 vs. N.Y. Jets)
100	Mark Washington (11/22/70 @ Washington)
100	Mel Renfro (11/7/65 vs. San Francisco)

## AVERAGE YARDS

### Career

26.4	Mel Renfro (1964-77), 85 returns
25.7	Cliff Harris (1970-79), 63 returns

### Season

30.0	Mel Renfro (1965), 21 returns
28.4	Cliff Harris (1971), 29 returns

### Game (4 or more)

42.0	Mel Renfro (11/22/64 @ Washington) 4 for 168 yards
------	--

## INTERCEPTIONS

## TOTAL INTERCEPTIONS

### Career

52	Mel Renfro (1964-77)
41	Charlie Waters (1970-78, 1980-81)
34	Cornell Green (1962-74)
32	Lee Roy Jordan (1963-76)

### Season

11	Everson Walls (1981), 133 yards
10	Mel Renfro (1969), 118 yards
9	Dennis Thurman (1981), 187 yards

### Game

3	Herb Adderley (9/26/71 @ Philadelphia), 102 yards
3	Lee Roy Jordan (11/4/73 vs. Cincinnati), 49 yards
3	Dennis Thurman (12/13/81 vs. Philadelphia), 37 yards

## INTERCEPTION YARDAGE

### Career

626	Mel Renfro (1964-77)
584	Charlie Waters (1970-78, 1980-81)
552	Cornell Green (1962-74)

### Season

211	Cornell Green (1963), 7 for 30.1 average
187	Dennis Thurman (1981), 9 for 20.8 average
182	Herb Adderley (1971), 6 for 30.3 average

### Game

121	Mike Gaechter (11/3/63 vs. Washington) on 2 int.
-----	--

## Longest Interception Return

100	Mike Gaechter (10/14/62 vs. Philadelphia)
96	Dennis Thurman (9/6/81 @ Washington)
90	Mel Renfro (10/4/65 @ St. Louis)

## TOUCHDOWN INTERCEPTIONS

### Career

3	Mel Renfro (1964-77)
3	Lee Roy Jordan (1963-76)
3	Larry Cole (1968-80)

# Cowboys Team Records

1960: 12 games; 1961-77: 14 games; 1978-81, 1983: 16 games. NOTE: The 1982 regular season was reduced from 16 games to 9 because of a players' strike.

## SCORING

### MOST POINTS SCORED

Season	
479	1983
445	1966**

Game	
59	9/15/68 vs. Detroit
59	10/12/80 vs. San Francisco

### FEWEST POINTS SCORED

Season	
177	1960
236	1961**
371	1979*

Game	
0	11/16/70 vs. St. Louis

### OPPONENT/MOST POINTS SCORED

Season	
402	1962

Game	
54	10/18/70 @ Minnesota

### OPPONENT/FEWEST POINTS SCORED

Season	
186	1968
208	1978*

Game	
0	9 times, last 9/4/78 vs. Baltimore

### MOST POINTS, BOTH TEAMS

Game	
86	9/19/71 @ Buffalo, (Dallas 49, Buffalo 37)
78	10/23/83 vs. L.A. Raiders, (Raiders 40, Dallas 38)

\*16-game record;

### FEWEST POINTS, BOTH TEAMS

Game	
8	12/12/70 @ Cleveland, (Dallas 6, Cleveland 2)

### MOST DECISIVE WIN

Game	
49	10/9/66 vs. Philadelphia, (Dallas 56, Philadelphia 7)
46	9/15/68 vs. Detroit, (Dallas 59, Detroit 13)
45	9/18/66 vs. N.Y. Giants, (Dallas 52, Giants 7)
45	10/12/80 vs. San Fran., (Dallas 59, San Fran. 14)

### MOST DECISIVE LOSS

Game	
41	10/16/60 vs. Cleveland, (Cleveland 48, Dallas 7)
41	10/18/70 @ Minnesota, (Minnesota 54, Dallas 13)

### MOST TOUCHDOWNS SCORED

Season	
60	1980
56	1966**

Game	
8	10/9/66 vs. Philadelphia
8	9/15/68 vs. Detroit
8	10/12/80 vs. San Francisco

### FEWEST TOUCHDOWNS SCORED

Season	
23	1960
29	1961**

\*\*14-game record



## Cowboys Team Records (Cont.)

### OPPONENT/MOST TDS SCORED

Season  
52 1962

Game  
7 12/9/62 @ St. Louis

### OPPONENT/FEWEST TDS SCORED

Season  
22 1973

### MOST TOUCHDOWNS BY:

#### RUSHING

Season  
26 1980  
25 1971\*\*

Game  
5 9/19/71 @ Buffalo

#### PASSING

Season  
31 1962, 83

Game  
5 6 times, last 10/30/83  
@ N.Y. Giants

#### INTERCEPTIONS

Season  
3 1966, 67, 68, 75

Game  
1 27 times, last 10/2/83  
@ Minnesota

#### KO RETURNS

Season  
2 1971

#### PUNT RETURN

Season  
2 1968

### FEWEST TOUCHDOWNS BY:

#### RUSHING

Season  
6 1961  
6 1962\*\*

#### PASSING

Season  
10 1964

### OPPONENT/MOST TOUCHDOWNS BY:

#### RUSHING

Season  
24 1960

Game  
5 4 times, last 10/10/65  
vs. Philadelphia

#### PASSING

Season  
33 1962

Game  
5 10/30/60 vs. Baltimore  
5 11/2/69 @ Cleveland

#### INTERCEPTIONS

Season  
6 1961

#### KO RETURN

Season  
3 1966

#### PUNT RETURNS

Game  
1 7 times, last 12/19/83 @  
San Francisco

### OPPONENT/FEWEST TDS BY:

#### RUSHING

Season  
2 1968  
3 1969  
12 1983\*

#### PASSING

Season  
10 1970  
11 1978\*

### MOST PATS SCORED

Season  
59 1980  
56 1966\*\*

Game  
8 9/15/68 vs. Detroit  
8 10/12/80 vs. San Fran.

### OPPONENT/MOST PATS SCORED

Season  
49 1962

Game  
7 12/9/62 @ St. Louis

### MOST FGs SCORED

Season  
27 1981  
22 1975\*\*

Game  
4 11/24/66 vs. Cleveland  
4 11/12/72 vs. St. Louis  
4 9/21/75 vs. L.A. Rams  
4 9/6/81 @ Washington  
4 9/21/81 @ New England

### SCORE BY QUARTERS

#### 1ST QUARTER

28 10/19/69 vs. Philadelphia  
28 12/4/71 vs. N.Y. Jets

#### 2ND QUARTER

24 9/18/66 vs. N.Y. Giants  
24 10/30/66 vs. Pittsburgh  
24 9/15/68 vs. Detroit  
24 10/24/71 vs. New England  
24 10/12/80 vs. San Francisco

#### 3RD QUARTER

21 10/30/66 vs. Pittsburgh  
21 9/24/73 vs. New Orleans  
21 12/7/74 vs. Cleveland  
21 9/28/75 vs. St. Louis  
21 10/26/80 vs. San Diego

#### 4TH QUARTER

21 12/19/65 @ N.Y. Giants  
21 9/15/68 vs. Detroit  
21 10/6/75 @ Detroit  
21 10/21/73 vs. N.Y. Giants  
21 11/27/80 vs. Seattle

### SCORE BY HALVES

#### 1ST HALF

42 10/19/69 vs. Philadelphia

#### 2ND HALF

31 9/29/68 @ Philadelphia  
31 11/17/68 @ Washington

### OPPONENT/SCORE BY QUARTERS

#### 1ST QUARTER

21 12/3/60 vs. Cleveland  
21 10/11/81 @ San Francisco  
21 12/19/83 @ San Francisco

#### 2ND QUARTER

28 12/16/62 @ N.Y. Giants

\*16-game record;

\*\*14-game record

## Cowboys Team Records (Cont.)

### 3RD QUARTER

21 12/17/61 @ Washington

### 4TH QUARTER

21 12/9/62 @ St. Louis

21 11/28/65 @ Washington

21 11/16/70 vs. St. Louis

21 11/5/72 @ San Diego

### OPPONENT/SCORE BY HALVES

#### 1ST HALF

35 12/16/62 @ N.Y. Giants

#### 2ND HALF

38 12/9/62 @ St. Louis

### SCORE BY QUARTERS, BOTH TEAMS

#### 1ST QUARTER

35 10/19/69 vs. Philadelphia

#### 2ND QUARTER

38 11/10/75 vs. Kansas City

38 10/23/83 vs. L.A. Raiders

#### 3RD QUARTER

35 9/28/75 vs. St. Louis

#### 4TH QUARTER

35 10/21/73 vs. N.Y. Giants

### SCORE BY HALVES, BOTH TEAMS

#### 1ST HALF

59 12/16/62 @ N.Y. Giants

#### 2ND HALF

52 9/28/75 vs. St. Louis

### FIRST DOWNS

### MOST FIRST DOWNS

#### Season

342 1978, 83

297 1968\*\*

#### Game

32 10/9/66 vs. Philadelphia

32 9/10/78 @ N.Y. Giants

32 11/12/78 @ Green Bay

32 10/16/83 vs. Philadelphia

### FEWEST FIRST DOWNS

#### Season

180 1960

211 1965\*\*

337 1980\*

#### Game

8 10/16/60 vs. Cleveland

8 11/12/61 @ Pittsburgh

8 12/10/61 @ St. Louis

8 11/29/64 vs. Green Bay

8 11/1/70 vs. Philadelphia

### OPPONENT/MOST FIRST DOWNS

#### Season

296 1970

274 1962\*\*

#### Game

31 10/23/83 vs. L.A. Raiders

### OPPONENT/FEWEST FIRST DOWNS

#### Season

199 1974

#### Game

5 11/6/66 @ Philadelphia

5 10/20/74 vs. Philadelphia

### MOST FIRST DOWNS, BOTH TEAMS

633 1980

522 1975\*\*

#### Game

55 10/1/67 vs. L.A. Rams

\*16-game record;

### MOST FIRST DOWNS BY:

#### RUSHING

##### Season

147 1974

##### Game

19 12/6/81 @ Baltimore

#### PASSING

##### Season

205 1983

144 1971\*\*

##### Game

23 11/10/63 @ San Francisco

#### PENALTY

##### Season

29 1978

24 1966\*\*

##### Game

6 10/9/83 vs. Tampa Bay

### FEWEST FIRST DOWNS BY:

#### RUSHING

##### Season

57 1960

87 1965\*\*

##### Game

0 11/16/70 vs. St. Louis

#### PASSING

##### Season

95 1970

##### Game

3 8 times, last 9/23/74

@ Philadelphia

#### PENALTY

##### Season

9 1961

9 1962\*\*

9 1971\*\*

### OPPONENT/MOST FIRST DOWNS BY:

#### RUSHING

##### Season

122 1961

##### Game

15 12/3/61 vs. Cleveland

15 9/23/62 vs. Pittsburgh

#### PASSING

##### Season

181 1983

166 1962\*\*

##### Game

21 11/18/62 vs. Chicago

21 11/20/83 vs. Kansas City

#### PENALTY

##### Season

28 1980

27 1967\*

##### Game

5 11/21/65 vs. Cleveland

5 12/7/74 vs. Cleveland

5 11/20/83 vs. Kansas City

### OPPONENT/FEWEST FIRST DOWNS BY:

#### RUSHING

##### Season

52 1969

82 1983\*

#### PASSING

##### Season

94 1977

128 1978\*

\*\*14-game record

## Cowboys Team Records (Cont.)

### PENALTY

Season	
10	1969
18	1981*

### TOTAL YARDS

### MOST NET YARDS GAINED

Season	
5,968	1979
5,145	1966**

### Game

652	10/6/66 vs. Philadelphia
583	9/4/78 vs. Baltimore
578	9/30/73 vs. St. Louis

### FEWEST NET YARDS GAINED

Season	
3,153	1960
3,704	1964**
5,468	1980*

### Game

126	12/10/61 @ St. Louis
-----	----------------------

### OPPONENT/MOST NET YARDS GAINED

Season	
5,427	1983
5,325	1963**

### Game

529	10/25/81 vs. Miami
527	12/9/62 @ St. Louis

### OPPONENT/FEWEST NET YDS. GAINED

Season	
3,213	1977
4,009	1978**

### Game

63	10/24/65 @ Green Bay
80	12/10/67 vs. Philadelphia

### MOST NET YARDS, BOTH TEAMS

Season	
11,386	1983
10,096	1962**

### Game

995	10/25/81 vs. Miami
926	11/10/63 @ San Francisco

### RUSHING

### MOST YARDS RUSHING

Season	
2,783	1978
2,458	1974**

### Game

354	12/6/81 @ Baltimore
-----	---------------------

### FEWEST YARDS RUSHING

Season	
1,049	1960
1,608	1965**

### Game

33	12/11/83 vs. Washington
----	-------------------------

### OPPONENT/MOST YARDS RUSHING

Season	
2,242	1960
2,115	1979*

### Game

289	10/22/61 vs. Philadelphia
-----	---------------------------

### OPPONENT/FEWEST YARDS RUSHING

Season	
1,050	1969
1,499	1983*

### Game

7	10/30/66 vs. Pittsburgh
---	-------------------------

\*16-game record;

### MOST YARDS RUSHING, BOTH TEAMS

Season	
5,760	1981
4,131	1975**

### Game

510	12/6/81 @ Baltimore
466	10/22/61 vs. Philadelphia

### MOST ATTEMPTS RUSHING

Season	
630	1981
571	1975**

### Game

66	12/6/81 @ Baltimore
----	---------------------

### FEWEST RUSHING ATTEMPTS

Season	
311	1960
416	1961**
519	1983*

### Game

16	11/7/65 vs. San Francisco
----	---------------------------

### OPPONENT/MOST ATMPTS. RUSHING

Game	
54	10/11/70 vs. Atlanta

### PASSING

### MOST NET YARDS PASSING

Season	
3,842	1983
3,026	1968**

### Game

440	10/9/66 vs. Philadelphia
-----	--------------------------

### FEWEST NET YARDS PASSING

Season	
2,013	1964
3,104	1980*

### Game

-10	10/24/65 @ Green Bay
-----	----------------------

### OPPONENT/MOST NET YDS. PASSING

Season	
3,928	1983
3,674	1964**

### Game

437	11/18/62 vs. Chicago
-----	----------------------

### OPPONENT/FEWEST NET YDS. PASS.

Season	
1,562	1977
2,288	1980*

### Game

-1	10/24/65 @ Green Bay
-1	12/21/75 @ N.Y. Jets

### MOST GROSS YARDS PASSING

Season	
4,156	1983
3,331	1966**

### Game

460	11/10/63 @ San Francisco
-----	--------------------------

### FEWEST GROSS YARDS PASSING

Season	
2,388	1960
2,445	1970**
3,356	1980*

### Game

42	10/24/65 @ Green Bay
----	----------------------

### OPPONENT/MOST GROSS YDS. PASS.

Season	
4,365	1983
3,904	1962**

\*\*14-game record

## Cowboys Team Records (Cont.)

<b>Game</b>	466	11/18/62 vs. Chicago
<b>OPPONENT/FEWEST GROSS YDS. PASS.</b>		
<b>Season</b>	1,991	1977
	2,730	1978*
<b>Game</b>	-15	12/21/75 @ N.Y. Jets
<b>MOST PASS ATTEMPTS</b>		
<b>Season</b>	554	1983
	442	1961**
<b>Game</b>	50	10/26/75 @ Philadelphia
<b>FEWEST PASS ATTEMPTS</b>		
<b>Season</b>	297	1970
	439	1981*
<b>Game</b>	11	10/21/73 vs. N.Y. Giants
	11	10/11/70 vs. Atlanta
<b>OPPONENT/MOST PASS ATTEMPTS</b>		
<b>Season</b>	558	1983
	482	1967**
<b>Game</b>	59	11/20/83 vs. Kansas City
<b>OPPONENT/FEWEST PASS ATTEMPTS</b>		
<b>Season</b>	293	1960
	326	1961**
	432	1978*
<b>Game</b>	10	10/3/71 vs. Washington
	10	11/22/73 vs. Miami
<b>MOST PASS COMPLETIONS</b>		
<b>Season</b>	346	1983
	222	1976**
<b>Game</b>	31	11/13/83 @ San Diego
<b>FEWEST PASS COMPLETIONS</b>		
<b>Season</b>	149	1970
	251	1978*
<b>Game</b>	4	10/11/70 vs. Atlanta
<b>OPPONENT/MOST PASS COMPLETIONS</b>		
<b>Season</b>	299	1983
	260	1967**
<b>Game</b>	33	11/20/83 vs. Kansas City
<b>OPPONENT/FEWEST PASS COMPLNS.</b>		
<b>Season</b>	146	1960
	154	1977**
	202	1978*
<b>Game</b>	2	12/21/75 @ N.Y. Jets
<b>DEFENSE, MOST QB SACKS</b>		
<b>Season</b>	60	1966
	58	1978*

\*16-game record;

<b>Game</b>	11	10/6/75 @ Detroit
	10	10/27/69 vs. N.Y. Giants
<b>OPPONENT/DFNS., MOST QB SACKS</b>		
<b>Season</b>	68	1964
<b>Game</b>	9	10/24/65 @ Green Bay
<b>INTERCEPTIONS</b>		
<b>MOST PASSES INTERCEPTED</b>		
<b>Season</b>	37	1981
	29	1967**
<b>Game</b>	7	9/30/60 vs. Philadelphia
	7	9/26/71 @ Philadelphia
<b>FEWEST PASSES INTERCEPTED</b>		
<b>Season</b>	13	1974, 1979
<b>OPPONENT/MOST PASSES INTER.</b>		
<b>Season</b>	33	1960
<b>Game</b>	5	11/5/61 vs. St. Louis
	5	11/9/80 @ N.Y. Giants
<b>OPPONENT/FEWEST PASSES INTER.</b>		
<b>Season</b>	10	1977
	13	1979*
<b>PENALTIES</b>		
<b>MOST PENALTIES</b>		
<b>Season</b>	107	1980
	106	1977**
<b>Game</b>	15	10/18/81 vs. L.A. Rams
	14	11/6/77 @ N.Y. Giants
	14	9/9/79 @ San Francisco
<b>FEWEST PENALTIES</b>		
<b>Season</b>	47	1961
	96	1978**
<b>Game</b>	0	12/10/61 @ St. Louis
	0	11/23/80 vs. Washington
<b>OPPONENT/MOST PENALTIES</b>		
<b>Season</b>	106	1980
	78	1977**
<b>Game</b>	14	10/9/83 vs. Tampa Bay
<b>OPPONENT/FEWEST PENALTIES</b>		
<b>Season</b>	38	1961
	70	1979*
<b>Game</b>	0	10/21/62 @ Pittsburgh
	0	12/5/65 @ Philadelphia
<b>MOST YARDS PENALIZED</b>		
<b>Season</b>	952	1964, 71
<b>Game</b>	161	11/2/70 @ Washington
	159	10/13/68 vs. Philadelphia

\*\*14-game record



## Cowboys Team Records (Cont.)

### FEWEST YARDS PENALIZED

Season	
427	1961
704	1978*

Game	
0	12/5/65 @ Philadelphia
0	10/21/62 @ Pittsburgh

### OPPONENT/MOST YARDS PENALIZED

Season	
989	1980
781	1964**

Game	
185	10/9/83 vs. Tampa Bay
166	10/9/77 @ St. Louis

### BOTH TEAMS, FEWEST YDS. PENAL.

Season	
789	1961
Game	
10	12/10/61 @ St. Louis

### PUNTING

#### MOST PUNTS

Season	
83	1977, 81, 83

Game	
10	11/15/76 vs. Buffalo
10	10/13/63 vs. Detroit

#### OPPONENT/MOST PUNTS

Season	
108	1978
103	1977**

Game	
11	9/30/62 @ L.A. Rams
11	9/15/74 @ Atlanta
11	11/15/76 vs. Buffalo

#### HIGHEST AVERAGE

Season	
45.4	1962
Game	
53.4	11/3/68 vs. New Orleans (4)

#### OPPONENT/HIGHEST AVERAGE

Season	
45.5	1961
Game	
54.3	10/17/65 @ Cleveland (6)

### PUNT RETURNS

#### MOST PUNT RETURNS

Season	
63	1978
62	1974**
Game	
9	11/15/76 vs. Buffalo

#### MOST PUNT RETURN YARDS

Season	
573	1974
556	1980*
Game	
122	12/8/68 vs. Pittsburgh

#### OPPONENT/MOST PUNT RETURNS

Season	
53	1983
43	1970**

Game	
7	10/13/63 vs. Detroit
7	12/13/75 vs. Washington

#### OPPONENT/MOST PUNT RETURN YDS.

Season	
588	1983
343	1974**

Game	
109	11/16/70 vs. St. Louis

### KICKOFF RETURNS

#### MOST KICKOFF RETURNS

Season	
70	1983
66	1960

Game	
9	10/18/70 @ Minnesota

#### MOST KICKOFF RETURN YARDS

Season	
1,376	1971
1,351	1983*

Game	
260	11/7/65 vs. San Francisco

#### OPPONENT/MOST KICKOFF RETURNS

Season	
78	1966, 83

Game	
10	9/15/68 vs. Detroit

#### OPPONENT/MOST KICKOFF RET. YDS.

Season	
1,806	1983
1,659	1966**

Game	
261	11/6/66 @ Philadelphia

### FUMBLES

#### MOST FUMBLES

Season	
46	1951
45	1981*

Game	
7	10/11/71 vs. N.Y. Giants

#### MOST FUMBLES LOST

Season	
21	1961, 71, 79

Game	
5	11/13/68 @ New Orleans
5	10/11/71 vs. N.Y. Giants
5	11/10/75 vs. Kansas City

#### OPPONENT/MOST FUMBLES

Season	
44	1973
43	1981*

Game	
7	11/28/65 @ Washington
7	11/10/75 vs. Kansas City

#### OPPONENT/MOST FUMBLES LOST

Season	
25	1971
21	1983*

Game	
5	10/11/71 vs. N.Y. Giants
5	9/16/73 @ Chicago
5	10/12/80 vs. San Francisco
5	10/23/83 vs. L.A. Raiders

\*16-game record;

\*\*14-game record

# Miscellaneous Records

## INDIVIDUAL

### **MOST CONSECUTIVE PASSES COMPLETED**

12 Roger Staubach (last 11 vs. Baltimore, Sept. 4, 1978, and first one vs. N.Y. Giants, Sept. 10, 1978).

12 Danny White (@ Philadelphia, Nov. 6, 1983).

### **MOST CONSECUTIVE PASSES WITHOUT INTERCEPTION**

166 Don Meredith (began vs. Philadelphia, Dec. 5, 1965, ended vs. St. Louis, Oct. 16, 1966).

### **MOST CONSECUTIVE GAMES RUSH FOR TD**

6 Tony Dorsett in 1977.

6 Tony Dorsett in 1980.

### **MOST CONSECUTIVE GAMES CATCH TD PASS**

7 Frank Clarke (final game of 1961 season, first six games in '62).

7 Bob Hayes (final three games of 1965 season, first four games in 1966).

### **MOST CONSECUTIVE GAMES INTERCEPT PASS**

5 Don Bishop in 1961.

### **MOST CONSECUTIVE PATS**

99 Mike Clark (last 17 in 1969, all 35 in 1970 and all 47 in 1971).

### **MOST CONSECUTIVE GAMES AT LEAST ONE PASS CATCH**

58 Drew Pearson (final three games of 1974 season, all of 1975, 1976 and 1977, first 13 games of 1978; ended vs. New England, Dec. 3, 1978).

### **MOST CONSECUTIVE FG**

9 Rafael Septien (began vs. New England, Sept. 21, 1981, ended vs. Miami, Oct. 25, 1981)

### **MOST CONSECUTIVE GAMES KICK FG**

10 Mike Clark (final nine games of 1969 season, first game in 1970).

10 Toni Fritsch, twice (final seven games of 1972 season, first three games in 1973; first 10 games in 1975).

### **MOST SEASONS PLAYED**

14 Bob Lilly (1961-74)  
Lee Roy Jordan (1963-76)

Jethro Pugh (1965-78)

13 Cornell Green (1962-74)  
Dave Edwards (1963-75)  
D. D. Lewis (1968, 1970-81)

### **MOST CONSECUTIVE GAMES PLAYED**

196 Bob Lilly (from 1961 through 1974).

168 Cornell Green (1962-74)

159 Billy Joe DuPree (1973-83)

### **MOST TACKLES IN A SEASON**

167 Bob Breunig, 1979

### **MOST UNASSISTED TACKLES IN A GAME**

14 Lee Roy Jordan vs. Philadelphia, Oct. 28, 1973.

### **MOST ASSISTED TACKLES IN A GAME**

15 Jerry Tubbs vs. Chicago, Nov. 27, 1960.

### **MOST TACKLES COMBINED IN A GAME**

21 Lee Roy Jordan vs. Philadelphia, Sept. 26, 1971.

## TEAM

### **\*CONSECUTIVE WINNING SEASONS**

18 (1966-83)

### **\*CONSECUTIVE PLAYOFF APPEARANCES**

9 (1975-83)

### **\*CONSECUTIVE SEASON-OPENING VICTORIES**

17 (1965-81)

### **ALL-TIME TEXAS STADIUM RECORD**

85-20 (1971-83, regular season and playoffs)

### LONGEST HOME WINNING STREAK

18 games (began Sept. 8, 1980 @ Washington, ended Sept. 13, 1982 vs. Pittsburgh)

### MOST CONSECUTIVE GAMES INTERCEPT PASS

28 Every game in 1962 and 1963.

### MOST CONSECUTIVE PATs

162 1969, 1970, 1971, 1972, 1973.

### MOST CONSECUTIVE GAMES WITHOUT LOSING FUMBLE

3 1973, 1974, 1975, 1976 and 1977.

\*NFL record

#### PAT Record

21 of 23 in 1960 — last 17 straight.	37 of 38 in 1974 — first 4, last 33.
29 of 29 in 1961 — all 29.	38 of 40 in 1975 — last 34.
50 of 51 in 1962 — first 33, last 17.	34 of 34 in 1976 — all 34.
38 of 40 in 1963 — first 32.	39 of 41 in 1977 — first 14, last 16.
28 of 30 in 1964 — last 23.	46 of 48 in 1978 — first 8, last one.
37 of 38 in 1965 — last 24.	40 of 45 in 1979 — first one, last 26.
56 of 56 in 1966 — all 56.	59 of 60 in 1980 — first 52, last 7.
41 of 44 in 1967 — first 8, last 1.	40 of 40 in 1981 — all 40
54 of 54 in 1968 — all 54.	28 of 28 in 1982 — all 28
43 of 44 in 1969 — first 26, last 17.	57 of 59 in 1983 — First 13, last 20.
35 of 35 in 1970 — all 35.	
50 of 50 in 1971 — all 50.	
36 of 36 in 1972 — all 36.	
45 of 46 in 1973 — first 24, last 21.	

## Largest Margin of Victory

- 49 points, (56-7) vs. Philadelphia, 1966
- 46 points, (59-13) vs. Detroit, 1968
- 45 points, (52-7) vs. NY Giants, 1966
- 45 points, (59-14) vs. San Francisco, 1980
- 44 points, (51-7) vs. Seattle, 1980
- 42 points, (52-10) vs. Houston, 1970
- 42 points, (52-10) vs. NY Jets, 1971
- 38 points, (52-14) vs. Cleveland, 1967  
(Eastern Conference Championship Game)
- 38 points, (38-0) vs. Baltimore, 1978
- 38 points, (38-0) vs. Tampa Bay, 1982  
(1981 NFC Divisional Playoff)
- 37 points, (40-3) vs. New Orleans, 1973
- 37 points, (37-0) vs. Detroit, 1977
- 35 points, (49-14) vs. Philadelphia, 1969
- 35 points, (42-7) vs. Philadelphia, 1971
- 35 points, (45-10) vs. St. Louis, 1973
- 34 points, (34-0) vs. Washington, 1970

## Largest Margin of Defeat

- 41 points, (48-7) vs. Cleveland, 1960
- 41 points, (54-13) vs. Minnesota, 1970
- 38 points, (45-7) vs. Baltimore, 1960
- 38 points, (38-0) vs. St. Louis, 1970
- 36 points, (43-7) vs. Philadelphia, 1961
- 34 points, (41-7) vs. Green Bay, 1960
- 32 points, (52-20) vs. St. Louis, 1962
- 32 points, (42-10) vs. Cleveland, 1969
- 31 points, (45-14) @ San Francisco, 1981
- 30 points, (37-7) vs. Pittsburgh, 1961

# Cowboys Big Days

## RUSHING

(includes all 100-yard days)

- 206—Tony Dorsett vs. Philadelphia, Dec. 4, 1977 (23 carries).
- 183—Tony Dorsett @ N.Y. Giants, Nov. 9, 1980 (24 carries).
- 175—Tony Dorsett @ Baltimore, Dec. 6, 1981 (30 carries).
- 162—Tony Dorsett @ New England, Sept. 21, 1981 (19 carries).
- \*160—Tony Dorsett vs. L.A. Rams, Dec. 28, 1980 (22 carries).
- 159—Tony Dorsett vs. L.A. Rams, Oct. 18, 1981 (27 carries).
- 154—Tony Dorsett vs. St. Louis, Sept. 24, 1978 (21 carries).
- 153—Tony Dorsett @ Minnesota, Jan. 3, 1983 (16 carries).
- 153—Calvin Hill vs. San Francisco, Nov. 10, 1974 (32 carries).
- 152—Tony Dorsett vs. New Orleans, Nov. 19, 1978 (25 carries).
- 151—Tony Dorsett @ Washington, Sept. 5, 1983 (14 carries).
- 150—Calvin Hill @ Washington, Nov. 16, 1969 (27 carries).
- 149—Tony Dorsett @ Green Bay, Nov. 12, 1978 (23 carries).
- 147—Tony Dorsett vs. Baltimore, Sept. 4, 1978 (15 carries).
- 145—Tony Dorsett @ Minnesota, Oct. 7, 1979 (21 carries).
- \*143—Duane Thomas vs. San Francisco, Jan. 3, 1971 (27 carries).
- 141—Tony Dorsett @ Minnesota, Oct. 2, 1983 (26 carries).
- 141—Tony Dorsett @ St. Louis, Oct. 9, 1977 (14 carries).
- 140—Calvin Hill vs. Philadelphia, Oct. 20, 1974 (26 carries).
- 138—Calvin Hill @ New Orleans, Sept. 28, 1969 (23 carries).
- 137—Don Perkins vs. St. Louis, Oct. 28, 1962 (24 carries).
- 137—Don Perkins vs. N. Y. Giants, Oct. 11, 1964 (17 carries).
- \*135—Duane Thomas vs. Detroit, Dec. 26, 1970 (30 carries).
- 134—Duane Thomas @ Kansas City, Oct. 25, 1970 (20 carries).
- 133—Don Perkins @ Green Bay, Oct. 24, 1965 (22 carries).
- 132—Tony Dorsett @ Washington, Sept. 6, 1981 (20 carries).
- 130—Calvin Hill @ Chicago, Sept. 16, 1973 (31 carries).
- 129—Tony Dorsett vs. St. Louis, Sept. 13, 1981 (16 carries).
- \*125—Calvin Hill @ San Francisco, Dec. 23, 1972 (18 carries).
- 124—Robert Newhouse @ St. Louis, Dec. 16, 1973 (19 carries).
- 124—Tony Dorsett vs. New Orleans, Sept. 25, 1983 (16 carries).
- 123—Don Perkins vs. Cleveland, Dec. 3, 1961 (20 carries).
- 123—Duane Thomas vs. Washington, Dec. 6, 1970 (19 carries).
- 123—Calvin Hill vs. N. Y. Giants, Oct. 21, 1973 (23 carries).
- 122—Tony Dorsett vs. Miami, Oct. 25, 1981 (24 carries).
- 122—Scott Laidlaw vs. Washington, Nov. 23, 1978 (16 carries).
- 122—Tony Dorsett vs. St. Louis, Nov. 16, 1980 (26 carries).
- 121—Walt Garrison vs. Washington, Dec. 9, 1972 (10 carries).
- 121—Tony Dorsett @ N.Y. Jets, Dec. 17, 1978 (29 carries).
- 120—Robert Newhouse @ Seattle, Oct. 3, 1976 (19 carries).
- 120—Calvin Hill @ St. Louis, Dec. 3, 1972 (26 carries).
- 119—Tony Dorsett vs. Cincinnati, Sept. 30, 1979 (20 carries).
- 117—Tony Dorsett @ Seattle, Dec. 4, 1983 (26 carries).
- 117—Tony Dorsett vs. Buffalo, Nov. 9, 1981 (28 carries).
- 117—Amos Marsh vs. Cleveland, Dec. 2, 1962 (17 carries).
- 117—Calvin Hill @ Philadelphia, Sept. 20, 1970 (25 carries).
- 117—Calvin Hill vs. Atlanta, Oct. 11, 1970 (29 carries).
- 116—Tony Dorsett vs. Cleveland, Nov. 25, 1982 (20 carries).
- 115—Tony Dorsett vs. Washington, Nov. 22, 1981 (23 carries).
- 115—Duane Thomas vs. Houston, Dec. 20, 1970 (17 carries).
- 114—Dan Reeves @ Cleveland, Sept. 17, 1967 (18 carries).
- 112—Duane Thomas vs. N. Y. Jets, Dec. 4, 1971 (14 carries).
- 111—Don Perkins vs. Cleveland, Nov. 24, 1966 (23 carries).
- 111—Don Perkins vs. Atlanta, Nov. 5, 1967 (21 carries).
- 111—Calvin Hill vs. Washington, Dec. 9, 1972 (24 carries).
- 111—Tony Dorsett @ N.Y. Giants, Sept. 10, 1978 (24 carries).
- 111—Tony Dorsett vs. St. Louis, Oct. 21, 1979 (20 carries).
- \*110—Tony Dorsett vs. Tampa Bay, Jan. 9, 1983 (26 carries).
- 110—Calvin Hill vs. Washington, Dec. 9, 1973 (27 carries).
- 109—Amos Marsh @ Washington, Nov. 4, 1962 (10 carries).
- 109—Don Perkins @ Washington, Sept. 29, 1963 (25 carries).
- 109—Calvin Hill vs. New Orleans, Nov. 9, 1969 (13 carries).

\*Playoff Game

## Cowboys Big Days (Cont.)

- 108—Don Perkins vs. Minnesota, Sept. 24, 1961 (17 carries).
- 108—Don Perkins @ Pittsburgh, Oct. 21, 1962 (20 carries).
- 108—Dan Reeves vs. Washington, Dec. 11, 1966 (10 carries).
- \*108—Don Perkins vs Green Bay, Jan. 1, 1967 (17 carries).
- 108—Calvin Hill vs. Pittsburgh, Oct. 8, 1972 (23 carries).
- 108—Robert Newhouse @ N.Y. Jets, Dec. 21, 1975 (19 carries).
- 108—Robert Newhouse @ St. Louis, Sept. 2, 1979 (18 carries).
- 108—Tony Dorsett vs. Chicago, Sept. 16, 1979 (20 carries).
- 108—Tony Dorsett vs. N.Y. Giants, Dec. 2, 1979 (29 carries).
- 108—Tony Dorsett vs. Kansas City, Nov. 20, 1983 (18 carries).
- 107—Tony Dorsett vs. Seattle, Nov. 27, 1980 (24 carries).
- 105—Tony Dorsett vs. New Orleans, Dec. 19, 1982 (25 carries).
- 104—Duane Thomas @ Washington, Nov. 22, 1970 (16 carries).
- 104—Scott Laidlaw vs. Philadelphia, Sept. 12, 1976 (19 carries).
- 103—Don Perkins @ Washington, Nov. 17, 1968 (13 carries).
- 103—Calvin Hill @ Washington, Oct. 8, 1973 (21 carries).
- 103—Tony Dorsett vs. L.A. Rams, Oct. 14, 1979 (24 carries).
- 102—Walt Garrison vs. N.Y. Giants, Oct 27, 1969 (16 carries).
- 102—Tony Dorsett vs. St. Louis, Nov. 24, 1983 (17 carries).
- 101—Tony Dorsett vs. Philadelphia, Dec. 13, 1981 (28 carries).
- \*101—Tony Dorsett @ L.A. Rams, Jan. 8, 1979 (17 carries).
- 101—Duane Thomas @ St. Louis, Nov. 7, 1971 (26 carries).
- 101—Preston Pearson vs. Green Bay, Oct 19, 1975 (15 carries).
- 101—Robert Newhouse @ Green Bay, Nov. 12, 1978 (18 carries).
- 100—Calvin Hill @ Philadelphia, Nov. 19, 1972 (15 carries).
- 100—Calvin Hill @ Philadelphia, Oct. 28, 1973 (25 carries).
- 100—Tony Dorsett vs. Tampa Bay, Sept. 21, 1980 (20 carries).

## PASSING

- 460—Don Meredith @ San Francisco, Nov. 10, 1963 (30 of 48).
- 406—Don Meredith @ Washington, Nov. 13, 1966 (21 of 29).
- 394—Don Meredith @ Philadelphia, Nov. 6, 1966 (14 of 24).
- 377—Danny White vs. Tampa Bay, Oct. 9, 1983 (29 of 44).
- 358—Don Meredith vs. N. Y. Giants, Sept. 18, 1966 (14 of 24).
- 354—Danny White vs. Miami, Oct. 25, 1981 (22 of 32).
- 349—Craig Morton vs. Houston, Dec. 20, 1970 (13 of 17).
- 347—Danny White vs. Pittsburgh, Sept. 13, 1982 (25 of 36).
- 345—Eddie LeBaron vs. Pittsburgh, Sept. 24, 1960 (15 of 28).
- 339—Roger Staubach vs. Baltimore, Sept. 26, 1976 (22 of 28).
- 336—Roger Staubach vs. Washington, Dec. 16, 1979 (24 of 42).
- \*330—Danny White vs. L.A. Rams, Dec. 26, 1983 (32 of 53).
- 326—Don Meredith vs. St. Louis, Dec. 11, 1965 (16 of 30).
- \*322—Danny White @ Atlanta, Jan. 4, 1981 (25 of 39).
- 314—Roger Staubach @ Philadelphia, Oct. 26, 1975 (27 of 49).
- 308—Roger Staubach vs. Philadelphia, Nov. 12, 1979 (17 of 28).
- 307—Roger Staubach vs. St. Louis, Sept. 28, 1975 (23 of 34).
- 306—Don Meredith @ Philadelphia, Oct. 13, 1968 (21 of 38).
- 304—Danny White @ N.Y. Giants, Oct. 30, 1983 (15 of 33).
- 303—Roger Staubach @ Cleveland, Sept. 24, 1979 (21 of 39).
- 302—Don Meredith vs. Philadelphia, Nov. 17, 1963 (25 of 33).

## RECEIVING

- 246—Bob Hayes @ Washington, Nov. 13, 1966 (9 catches).
- 241—Frank Clarke vs. Washington, Sept. 16, 1962 (10 catches).
- 223—Lance Rentzel vs. Washington, Nov. 19, 1967 (13 catches).
- 213—Tony Hill vs. Philadelphia, Nov. 12, 1979 (7 catches).
- 195—Bob Hayes vs. N. Y. Giants, Sept. 18, 1966 (6 catches).
- 190—Frank Clarke @ San Francisco, Nov. 10, 1963 (8 catches).
- 188—Drew Pearson @ Detroit, Oct. 6, 1975 (6 catches).
- 187—Bob Hayes vs. Houston, Dec. 20, 1970 (6 catches).
- 177—Bob Hayes vs. Philadelphia, Oct. 10, 1965 (8 catches).
- 170—Bob Hayes @ Pittsburgh, Oct. 22, 1967 (7 catches).
- 168—Frank Clarke @ N.Y. Giants, Oct. 20, 1963 (4 catches).
- 161—Drew Pearson @ Philadelphia, Sept. 23, 1974 (10 catches).

# Cowboys Longest Plays

## LONG RUNS FROM SCRIMMAGE

- 99—Tony Dorsett @ Minnesota, Jan. 3, 1983 (TD).
- 84—Tony Dorsett vs. Philadelphia, Dec. 4, 1977 (TD).
- 77—Tony Dorsett vs. St. Louis, Oct. 9, 1977 (TD).
- 77—Tony Dorsett @ Washington, Sept. 5, 1983.
- 75—Tony Dorsett @ New England, Sept. 21, 1981 (TD).
- 73—Amos Bullocks vs. Chicago, Nov. 18, 1962 (TD).
- 71—Amos Marsh vs. N.Y. Giants, Oct. 15, 1961.
- 70—Amos Marsh vs. Washington, Nov. 4, 1962.
- 68—Les Shy vs. Philadelphia, Oct. 9, 1966.
- 67—Dan Reeves vs. Washington, Dec. 11, 1966 (TD).
- 64—Jim Stiger vs. Washington, Nov. 22, 1964.
- 63—Tony Dorsett vs. New Orleans, Nov. 19, 1978.
- 59—Don Perkins vs. Pittsburgh, Sept. 27, 1964.
- 59—Scott Laidlaw vs. Washington, Nov. 23, 1978.
- 59—James Jones @ Baltimore, Dec. 6, 1981 (TD).
- 56—Frank Clarke vs. New Orleans, Nov. 12, 1967.
- 56—Duane Thomas vs. New England, Oct. 24, 1971 (TD).
- 56—Tony Dorsett vs. N.Y. Giants, Nov. 9, 1980.
- 55—Calvin Hill vs. New Orleans, Nov. 9, 1969.
- 55—Tony Dorsett vs. St. Louis, Nov. 24, 1983 (TD).

## LONG FORWARD PASSES

- 95—Don Meredith to Bob Hayes vs. Washington, Nov. 13, 1966 (TD).
- 91—Roger Staubach to Tony Dorsett vs. Baltimore, Sept. 4, 1978 (TD).
- 89—Craig Morton to Bob Hayes vs. Kansas City, Oct. 25, 1970 (TD).
- \*88—Don Meredith to Bob Hayes vs. Cleveland, Dec. 24, 1967 (TD).
- 86—Craig Morton to Lance Rentzel vs. Philadelphia, Nov. 1, 1970 (TD).
- 85—Eddie LeBaron to Amos Marsh vs. L.A. Rams, Sept. 30, 1962 (TD).
- 85—Roger Staubach to Bob Hayes vs. N.Y. Giants, Dec. 12, 1971 (TD).
- 84—Don Meredith to Pete Gent vs. Pittsburgh, Oct. 30, 1966 (TD).

## LONG PUNTS

- 84—Ron Widby vs. New Orleans, Nov. 3, 1968.
- 75—Billy Lothridge vs. N.Y. Giants, Oct. 11, 1964.
- 75—Sam Baker vs. L.A. Rams, Sept. 30, 1962.
- 73—Danny White vs. L.A. Rams, Oct. 14, 1979.
- 71—Billy Lothridge vs. St. Louis, Sept. 12, 1964.
- 71—Sam Baker vs. N.Y. Giants, Dec. 16, 1962.

## LONG PUNT RETURNS

- 98—Dennis Morgan vs. St. Louis, Oct. 13, 1974 (TD).
- 90—Bob Hayes vs. Pittsburgh, Dec. 8, 1968 (TD).
- 69—Bob Hayes vs. St. Louis, Nov. 23, 1967 (TD).
- 69—Mel Renfro vs. Green Bay, Nov. 29, 1964 (TD).
- \*68—Bob Hayes vs. Cleveland, Dec. 24, 1967.
- 68—Gary Allen vs. Kansas City, Nov. 20, 1983 (TD).
- 63—Bob Hayes vs. N.Y. Giants, Dec. 15, 1968 (TD).
- \*63—Golden Richards vs. Minnesota, Dec. 30, 1973 (TD).
- 55—Butch Johnson vs. Philadelphia, Dec. 5, 1976.
- 52—James Jones vs. Washington, Nov. 23, 1980.
- 51—Mel Renfro vs. Cleveland, Oct. 4, 1964.
- 50—Bob Hayes vs. Washington, Nov. 16, 1969.

## LONG KICKOFF RETURNS

- 101—Amos Marsh vs. Philadelphia, Oct. 14, 1962 (TD).
- 101—Ike Thomas vs. N.Y. Jets, Dec. 4, 1971 (TD).
- 100—Mark Washington vs. Washington, Nov. 22, 1970 (TD).
- 100—Mel Renfro vs. San Francisco, Nov. 7, 1965 (TD).
- 97—Thomas Henderson vs. St. Louis, Sept. 28, 1975 (TD).
- \*89—Rod Hill vs. Green Bay, Jan. 16, 1982.
- 89—Ike Thomas vs. L.A. Rams, Nov. 25, 1971 (TD).
- 87—Mel Renfro vs. Pittsburgh, Oct. 30, 1966 (TD).

## LONG INTERCEPTION RETURNS

- 100—Mike Gaechter vs. Philadelphia, Oct. 14, 1962 (TD).
- 96—Dennis Thurman @ Washington, Sept. 6, 1981.
- 90—Mel Renfro vs. St. Louis, Oct. 4, 1965 (TD).
- 86—Mike Gaechter vs. Washington, Nov. 3, 1963.

## LONG FUMBLE RETURNS

- 97—Chuck Howley vs. Atlanta, Oct. 2, 1966 (TD).
- 86—Michael Downs @ Houston, Dec. 13, 1982 (TD).
- 84—Don Bishop vs. St. Louis, Oct. 28, 1962 (TD).
- 72—Benny Barnes @ San Francisco, Oct. 11, 1981 (TD).
- 63—Jim Ridlon vs. Philadelphia, Dec. 6, 1964 (TD).

## LONG RETURNS OF FIELD-GOAL ATTEMPTS

- 94—Jerry Norton vs. St. Louis, Dec. 9, 1962 (TD).
- 62—Ron Fellows vs. New Orleans, Sept. 25, 1983 (TD).
- 60—Mike Gaechter vs. Washington, Nov. 28, 1965 (TD).
- 60—Obert Logan vs. N.Y. Giants, Dec. 19, 1965 (TD).

\*Playoff Game.



**THE  
PLAYOFF  
RECORDS**

DANNY WHITE

# Cowboys Career Playoff Records

## PASSING (Min. 100 Attempts)

	G	Att.	Comp.	Pct.	Yds.	TD	Int.	Rating
Staubach, Roger (1969-79) .....	20	410	223	54.4	2,791	24	19	76.0
White, Danny (1976-83) .....	17	317	182	57.4	2,067	15	13	75.8
Morton, Craig (1965-74) .....	9	137	49	35.8	630	4	10	30.4
NFL Record								
Starr, Bart, Green Bay (1956-71) .....	10	213	130	61.0	1,753	15	3	104.8

## RUSHING

	G	Att.	Yds.	Avg.	Long	TD
Dorsett, Tony (1977-83) .....	16	285	1,325	4.7	53	9
Newhouse, Robert (1972-83) .....	23	174	651	3.7	19	3
Thomas, Duane (1970-71) .....	6	130	520	4.0	23	4
Garrison, Walt (1966-74) .....	15	126	493	4.0	19	0
Staubach, Roger (1969-79) .....	20	75	432	5.7	29	0
Hill, Calvin (1969-74) .....	8	90	335	3.8	48	2
Perkins, Don (1961-68) .....	4	66	284	4.0	24	3
Springs, Ron (1979-83) .....	9	42	201	4.8	32	2
Dennison, Doug (1974-78) .....	7	38	130	3.4	14	2
Pearson, Preston (1975-80) .....	13	43	135	3.1	15	0
NFL Record						
Harris, Franco, Pittsburgh (1972-83)	19	400	1,556	3.9	50	16

## RECEIVING

	G	No.	Yds.	Avg.	Long	TD
Pearson, Drew (1973-83) .....	22	67	1,105	16.5	83t	8
Pearson, Preston (1975-80) .....	13	43	504	11.7	34	3
Hill, Tony (1977-83) .....	16	41	577	14.1	49	4
DuPree, Billy Joe (1973-83) .....	22	38	438	11.5	28	4
Dorsett, Tony (1977-83) .....	16	38	323	8.5	32	1
Hayes, Bob (1965-74) .....	15	27	425	15.7	86t	3
Johnson, Butch (1976-83) .....	17	25	394	15.8	45t	4
Springs, Ron (1979-83) .....	9	18	106	5.9	26	1
Cosbie, Doug (1979-83) .....	10	16	182	11.4	22	3
Reeves, Dan (1965-72) .....	10	15	163	10.9	40	0
NFL Record						
Biletnikoff, Fred, Oakland (1965-78)	19	70	1,167	16.7	57	10

## PUNTING (Min. 20 Punts)

	G	No.	Avg.	Long	Blk.
Bateman, Marv (1972-74) .....	4	24	43.3	59	0
Widby, Ron (1968-71) .....	8	51	40.1	65	0
White, Danny (1976-83) .....	17	84	36.6	53	0
NFL Record					
Wilson, Jerrel, Kansas City- New England (1963-1978) .....	8	43	43.4	61	0



## Playoff Records (Cont.)

### INTERCEPTIONS

	G	No.	Yds.	Avg.	Long	TD
*Waters, Charlie (1970-78, 80-81) . . . . .	25	9	124	13.8	29	0
Thurman, Dennis (1978-83) . . . . .	13	7	126	18.0	39t	1
Harris, Cliff (1970-79) . . . . .	21	6	103	17.2	30	0
Howley, Chuck (1961-73) . . . . .	11	4	89	22.3	41	0
Lewis, D.D. (1968-81) . . . . .	27	4	64	16.0	23	0
Jordan, Lee Roy (1963-76) . . . . .	19	4	34	8.5	41	0
Renfro, Mel (1964-77) . . . . .	21	4	32	8.0	19	0
Hughes, Randy (1975-80) . . . . .	12	3	1	0.3	1	0
Barnes, Benny (1972-82) . . . . .	21	3	0	0.0	0	0

\*Shares NFL record with Bill Simpson, L.A. Rams-Buffalo (1974-1982)

### PUNT RETURNS (Min. 10)

	G	No.	Yds.	Avg.	Long	TD
*Hayes, Bob (1965-74) . . . . .	15	12	151	12.6	68	0
Johnson, Butch (1976-83) . . . . .	17	19	208	11.0	44	0

\*NFL record.

### KICKOFF RETURNS (Min. 10)

	G	No.	Yds.	Avg.	Long	TD
Harris, Cliff (1970-79) . . . . .	21	11	243	22.1	34	0
Jones, James (1980-82) . . . . .	5	12	256	21.3	33	0
Fellows, Ron (1981-83) . . . . .	6	11	191	17.4	33	0
Johnson, Butch (1976-83) . . . . .	17	12	207	17.3	26	0

#### NFL Record

Garrett, Carl, Oakland (1976-1977) . . . . .	5	16	481	30.1	62	0
--	---	----	-----	------	----	---

### SCORING

	G	TD	PAT	FG	Total
Septien, Rafael (1978-83) . . . . .	13	—	40	18	94
Dorsett, Tony (1977-83) . . . . .	16	10	—	—	60
Fritsch, Toni (1971-73, 75) . . . . .	7	—	15	12	51
Pearson, Drew (1973-83) . . . . .	22	8	—	—	48
Clark, Mike (1968-71, 73) . . . . .	8	—	14	9	41
Herrera, Efren (1974, 1976-77) . . . . .	4	—	10	7	31
Thomas, Duane (1970-71) . . . . .	6	5	—	—	30
DuPree, Billy Joe (1973-83) . . . . .	22	4	—	—	24
Johnson, Butch (1976-83) . . . . .	17	4	—	—	24
Hill, Tony (1977-83) . . . . .	16	4	—	—	24
Richards, Golden (1973-78) . . . . .	9	4	—	—	24
Laidlaw, Scott (1975-79) . . . . .	7	4	—	—	24
Villanueva, Danny (1965-67) . . . . .	3	—	12	4	24

#### NFL Record

Blanda, George, Chi.-Hou.-Oak. (1949-1975) . . . . .	19	—	49	22	115
---	----	---	----	----	-----

### FIELD GOALS (Min. 10 Field Goals)

	G	Att.	Made	Pct.	Long
*Septien, Rafael (1978-83) . . . . .	13	20	18	90.0	50
Fritsch, Toni (1971-73, 75) . . . . .	7	14	12	85.7	45

\*NFL record.

# Cowboys Single Game Playoff Records

## SCORING

### TOTAL POINTS

- 18 Craig Baynham (12/24/67 vs. Cleveland), 3 TDs
- 18 Preston Pearson (1/4/76 @ L.A. Rams), 3 TDs
- 13 Toni Fritsch (1/4/76 @ L.A. Rams) (kicker)
- 13 Efen Herrera (12/26/77 vs. Chicago) (kicker)
- 13 Rafael Septien (1/16/83 vs. Green Bay) (kicker)

### TOUCHDOWNS

- 3 Craig Baynham (12/24/67 vs. Cleveland), 2 run, 1 pass
- 3 Preston Pearson (1/4/76 @ L.A. Rams), 3 pass

### FIELD GOALS MADE

- 3 Toni Fritsch (12/23/72 @ San Francisco)
- 3 Toni Fritsch (1/4/76 @ L.A. Rams)
- 3 Efen Herrera (12/26/77 vs. Chicago)
- 3 Rafael Septien (1/9/83 vs. Tampa Bay and 1/16/83 vs. Green Bay)

### LONGEST FIELD GOAL

- 50 Rafael Septien (1/16/83 vs. Green Bay)

### FIELD GOALS ATTEMPTED

- 5 Efen Herrera (1/15/78 vs. Denver), 2 FG

### EXTRA POINTS ATTEMPTED - MADE

- 7-7 Danny Villanueva (12/24/67 vs. Cleveland)

## RUSHING

### RUSHING YARDS

- 160 Tony Dorsett (12/28/80 vs. L.A. Rams), 22 carries

### RUSHING ATTEMPTS

- 30 Duane Thomas (12/26/70 vs. Detroit)

### TOUCHDOWNS RUSHING

- 2 Don Perkins (12/24/67 vs. Cleveland)
- 2 Craig Baynham (12/24/67 vs. Cleveland)
- 2 Tony Dorsett (12/26/77 vs. Chicago)

### RUSHING AVERAGE (Min. 10 Attempts)

- 7.2 Tony Dorsett (12/28/80 vs. L.A. Rams), 22-160
- 6.9 Calvin Hill (12/23/72 @ San Francisco), 18-125
- 6.4 Don Perkins (1/1/67 vs. Green Bay), 17-108

### LONGEST RUN

- 53 Tony Dorsett (1/7/79 @ L.A. Rams)

## PASSING

### PASSING YARDS

- 330 Danny White (12/26/83 vs. L.A. Rams), 32 of 53
- 322 Danny White (1/4/81 @ Atlanta), 25 of 39
- 312 Danny White (1/9/83 vs. Tampa Bay), 27 of 45
- 246 Roger Staubach (12/28/75 @ Minnesota), 15 of 24

### PASS ATTEMPTS

- 53 Danny White (12/26/83 vs. L.A. Rams), 32 completions
- 45 Danny White (1/9/83 vs. Tampa Bay), 27 completions
- 39 Danny White (1/4/81 @ Atlanta), 25 completions
- 37 Roger Staubach (12/19/76 vs. L.A. Rams), 15 completions
- 36 Danny White (1/16/83 vs. Green Bay), 23 completions

### PASS COMPLETIONS

- 32 Danny White (12/26/83 vs. L.A. Rams), 53 attempts
- 27 Danny White (1/9/83 vs. Tampa Bay), 45 attempts
- 25 Danny White (1/4/81 @ Atlanta), 39 attempts
- 23 Danny White (1/16/83 vs. Green Bay), 36 attempts
- 17 Roger Staubach (12/28/75 @ Minnesota), 29 attempts
- 17 Roger Staubach (1/15/78 vs. Denver), 25 attempts

### TOUCHDOWN PASSES

- 4 Roger Staubach (1/4/76 @ L.A. Rams)

## Playoff Records (Cont.)

### PASS RECEIVING

#### RECEPTIONS

- 9 Tony Hill (12/26/83 vs. L.A. Rams), 115 yards
- 7 Billy Parks (12/23/72 @ San Francisco), 136 yards
- 7 Preston Pearson (1/4/76 @ L.A. Rams), 123 yards
- 7 Drew Pearson (1/9/83 vs. Tampa Bay), 95 yards
- 7 Tony Hill (1/16/83 vs. Green Bay), 142 yards
- 7 Timmy Newsome (1/16/83 vs. Green Bay), 70 yards

#### RECEIVING YARDS

- 144 Bob Hayes (12/24/67 vs. Cleveland), 5 receptions
- 142 Tony Hill (1/16/83 vs. Green Bay), 7 receptions

#### TOUCHDOWNS RECEIVING

- 3 Preston Pearson (1/4/76 @ L.A. Rams)

### RUSHING-RECEIVING

- 188 Tony Dorsett (12/28/80 vs. L.A. Rams), 160 rushing,  
28 receiving
- 167 Duane Thomas (1/3/71 vs. San Francisco), 143 rushing,  
24 receiving

### COMBINED YARDAGE

- 285 Bob Hayes (12/24/67 vs. Cleveland), 5/144 receiving,  
3/141 punt returns

### PUNTING

#### PUNTS

- 9 Ron Widby (1/17/71 vs. Baltimore), 38.6 average

#### PUNT AVERAGE

- 46.7 Marv Bateman (12/23/73 vs. L.A. Rams), 7 punts

### PUNT RETURNS

#### PUNT RETURNS

- 5 James Jones (12/28/80 vs. L.A. Rams), 81 yards
- 5 Ron Fellows (1/9/83 vs. Tampa Bay), 57 yards

#### PUNT RETURN YARDAGE

- 141 Bob Hayes (12/24/67 vs. Cleveland), 3 returns

#### LONGEST PUNT RETURN

- 68 Bob Hayes (12/24/67 vs. Cleveland)

#### PUNT RETURN AVERAGE

- 47.0 Bob Hayes (12/24/67 vs. Cleveland), 3 for 141 yards

#### FAIR CATCHES

- 4 Lance Rentzel (12/21/68 @ Cleveland)
- 4 Cliff Harris (12/23/72 @ San Francisco)

### KICKOFF RETURNS

#### KICKOFF RETURNS

- 5 Mel Renfro (1/1/67 vs. Green Bay), 124 yards

#### KICKOFF RETURN YARDAGE

- 124 Mel Renfro (1/1/67 vs. Green Bay), 5 returns

#### LONGEST KICKOFF RETURN

- 89 Rod Hill (1/9/83 vs. Green Bay)
- 48 Thomas Henderson (1/18/76 vs. Pittsburgh)

#### KICKOFF RETURN AVERAGE

- 39.3 Rod Hill (1/9/83 vs. Green Bay), 3 for 118 yards

### INTERCEPTIONS

#### INTERCEPTIONS

- 3 Charlie Waters (12/26/77 vs. Chicago)
- 3 Dennis Thurman (1/16/83 vs. Green Bay)

#### INTERCEPTION RETURN YARDAGE

- 68 Thomas Henderson (1/8/79 @ L.A. Rams), on 1 int.

#### LONGEST INTERCEPTION RETURN

- 68 Thomas Henderson (1/8/79 @ L.A. Rams)

## Playoff Records (Cont.)

### PASSES HAD INTERCEPTED

- 4 Roger Staubach (12/30/73 vs. Minnesota)

### COMPLETION PERCENTAGE (Min. 12 completions)

- 68.0 Roger Staubach (1/15/78 vs. Denver), 17 of 25
- 66.7 Danny White (1/10/82 @ San Francisco), 16 of 24
- 64.1 Danny White (1/4/81 @ Atlanta), 25 of 39

### LONGEST COMPLETION

- 86 Don Meredith to Bob Hayes (12/24/67 vs. Cleveland), TD
- 83 Roger Staubach to Drew Pearson (12/23/73 vs. L.A. Rams), TD

### MOST TIMES SACKED

- 7 Roger Staubach (12/23/73 vs. L.A. Rams)
- 7 Roger Staubach (1/18/76 vs. Pittsburgh)

## Miscellaneous Individual Records

### PLAYOFFS

#### MOST GAMES PLAYED

- 27\* D. D. Lewis (SB-5; NFC-9; NFC-D-12; NFC-WC-1)
- 26 Larry Cole (SB-5; NFC-8; NFC-D-12; NFC-WC-1)
- 25 Charlie Waters (SB-5; NFC-9; NFC-D-10; NFC-WC-1)
- 23 Jethro Pugh (SB-4; NFC-9; NFC-D-10)
- 23 Robert Newhouse (SB-3; NFC-8; NFC-D-9; NFC-WC-3)

#### MOST SUPER BOWLS PLAYED

- 5\* Larry Cole, Cliff Harris, D. D. Lewis, Charlie Waters, Rayfield Wright

#### MOST CONSECUTIVE PASSES WITHOUT INTERCEPTION

- 99 Roger Staubach (began vs. Minnesota, Dec. 25, 1971, ended vs. Minnesota, Dec. 30, 1973).

#### MOST CONSECUTIVE GAMES RUSH FOR TD

- 3 Duane Thomas (began December 25, 1971 vs. Minnesota, ended January 16, 1972, after Super Bowl victory).
- 3 Tony Dorsett (began December 26, 1977 vs. Chicago, ended December 30, 1978 vs. Atlanta; began Jan. 11, 1981 @ Philadelphia, ended January 9, 1983 vs. Tampa Bay).

#### MOST CONSECUTIVE GAMES CATCH TD PASS

- 2 Golden Richards (vs. Minnesota, January 1, 1978 and vs. Denver, January 15, 1978).
- 2 Drew Pearson (vs. L.A. Rams, December 28, 1980 and vs. Atlanta, January 4, 1981).
- 2 Tony Hill (vs. Tampa Bay, January 2, 1982 and @ San Francisco, January 10, 1983).

#### MOST CONSECUTIVE GAMES INTERCEPT PASS

- 3 Mel Renfro (vs. Detroit, December 26, 1970; vs. San Francisco January 3, 1971; and vs. Baltimore, January 17, 1971).
- 3 Randy Hughes (vs. Denver, January 15, 1978; vs. Atlanta, December 30, 1978; and vs. L.A. Rams, January 7, 1979).

#### MOST CONSECUTIVE GAMES AT LEAST ONE PASS CATCH

- 22 Drew Pearson (began vs. L.A. Rams, December 23, 1973, ongoing).

#### MOST CONSECUTIVE FIELD GOALS MADE

- 15\* Rafael Septien (began vs. Pittsburgh Jan. 21, 1979, ended @ Washington Jan. 22, 1983).

#### MOST CONSECUTIVE GAMES KICK FG

- 7 Toni Fritsch (started vs. San Francisco, December 23, 1972, ended after January 18, 1976, vs. Pittsburgh).

\*NFL Record.

# Cowboys Team Playoff Records

## SINGLE GAME

### SCORING

#### MOST POINTS SCORED

52 12/24/67 vs. Cleveland,  
(Dallas 52, Cleveland 14)

#### FEWEST POINTS SCORED

3 12/31/72 @ Washington,  
(Washington 26, Dallas 3)

#### OPPONENT/MOST POINTS SCORED

38 12/28/69 vs. Cleveland,  
(Cleveland 38, Dallas 14)

#### OPPONENT/FEWEST POINTS SCORED

0 12/26/70 vs. Detroit,  
(Dallas 5, Detroit 0)  
0 1/7/79 @ L.A. Rams,  
(Dallas 28, L.A. Rams 0)  
0 1/2/82 vs. Tampa Bay  
(Dallas 38, Tampa Bay 0)

#### MOST DECISIVE WIN

38 1/2/82 vs. Tampa Bay  
(Dallas 38, Tampa Bay 0)  
38 12/24/67 vs. Cleveland,  
(Dallas 52, Cleveland 14)

#### MOST DECISIVE LOSS

24 12/28/69 vs. Cleveland,  
(Cleveland 38, Dallas 14)

#### MOST POINTS COMBINED

66 12/24/67 vs. Cleveland,  
(Dallas 52, Cleveland 14)  
66 1/21/79 vs. Pittsburgh,  
(Pittsburgh 35, Dallas 31)

### FIRST DOWNS

#### MOST FIRST DOWNS

29 12/28/80 vs. L.A. Rams  
29 1/9/83 vs. Green Bay

#### FEWEST FIRST DOWNS

8 12/31/72 @ Washington

#### OPPONENT/MOST FIRST DOWNS

26 1/10/82 @ San Francisco  
22 12/28/69 vs. Cleveland

#### OPPONENT/FEWEST FIRST DOWNS

7 12/26/70 vs. Detroit

#### MOST FIRST DOWNS BY:

##### Rushing

19 12/28/80 vs. L.A. Rams

##### Passing

20 12/26/83 vs. L.A. Rams

##### Penalty

2 8 times, last 1/10/82 @  
San Francisco

#### FEWEST FIRST DOWNS BY:

##### Rushing

2 1/22/83 @ Washington

##### Passing

3 12/26/70 vs. Detroit

3 12/31/72 @ Washington

#### OPPONENT/MOST FIRST DOWNS BY:

##### Rushing

14 12/30/73 vs. Minnesota

##### Passing

17 12/28/69 vs. Cleveland  
17 1/10/82 @ San Francisco

##### Penalty

4 1/17/71 vs. Baltimore

#### OPPONENT/FEWEST FIRST DOWNS BY:

##### Rushing

1 1/4/76 @ L.A. Rams

##### Passing

1 1/15/78 vs. Denver

### TOTAL YARDS

#### MOST NET YARDS GAINED

528 12/28/80 vs. L.A. Rams

#### FEWEST NET YARDS GAINED

153 12/30/73 vs. Minnesota

#### OPPONENT/MOST NET YARDS GAINED

466 1/16/83 vs. Green Bay  
393 1/10/82 @ San Francisco

#### OPPONENT/FEWEST NET YARDS GAINED

118 1/4/76 @ L.A. Rams

### RUSHING

#### MOST YARDS RUSHING

345 1/2/82 vs. Tampa Bay  
338 12/28/80 vs. L.A. Rams

#### FEWEST YARDS RUSHING

63 12/26/83 vs. L.A. Rams  
65 1/22/83 @ Washington

#### OPPONENT/MOST YARDS RUSHING

263 1/11/81 @ Philadelphia

#### OPPONENT/FEWEST YARDS RUSHING

22 1/4/76 vs. L.A. Rams

### PASSING

#### MOST NET YARDS PASSING

310 1/4/81 @ Atlanta

#### FEWEST NET YARDS PASSING

22 12/26/70 vs. Detroit

#### OPPONENT/MOST NET YARDS

##### PASSING

308 1/16/83 vs. Green Bay  
291 1/21/79 vs. Pittsburgh

#### OPPONENT/FEWEST NET YARDS

##### PASSING

35 12/30/78 vs. Atlanta

#### MOST GROSS YARDS PASSING

330 12/26/83 vs. L.A. Rams

#### FEWEST GROSS YARDS PASSING

38 12/26/70 vs. Detroit

## Playoff Records (Cont.)

### OPPONENT/MOST GROSS YARDS PASSING

322 1/16/83 vs. Green Bay  
320 1/4/81 @ Atlanta

### OPPONENT/FEWEST GROSS YARDS PASSING

61 1/15/78 vs. Denver

### MOST PASS ATTEMPTS

53 12/26/83 vs. L.A. Rams  
45 1/9/83 vs. Tampa Bay

### FEWEST PASS ATTEMPTS

14 12/25/71 @ Minnesota  
14 12/24/77 vs. Chicago

### OPPONENT/MOST PASS ATTEMPTS

40 1/3/71 vs. San Francisco

### OPPONENT/FEWEST PASS ATTEMPTS

18 12/31/72 @ Washington

### MOST PASS COMPLETIONS

32 12/26/83 vs. L.A. Rams  
27 1/9/83 vs. Tampa Bay

### FEWEST PASS COMPLETIONS

4 12/26/70 vs. Detroit

### OPPONENT/MOST COMPLETIONS

22 1/10/82 @ San Francisco  
20 12/28/69 vs. Cleveland

### OPPONENT/FEWEST PASS COMPLETIONS

7 12/26/70 vs. Detroit  
7 12/23/73 vs. L.A. Rams

### DEFENSE, MOST QB SACKS

8 12/31/67 @ Green Bay,  
(76 yards)

### OPPONENT/DFNS., MOST QB SACKS

7 12/23/73 vs. L.A. Rams  
7 1/18/76 vs. Pitt. (52 yds.)

### INTERCEPTIONS

### MOST PASSES INTERCEPTED BY COWBOYS

5 1/7/79 @ L.A. Rams

### OPPONENT/MOST PASSES

#### INTERCEPTED BY

4 12/21/68 @ Cleveland  
4 12/30/73 vs. Minnesota

### PENALTIES

### MOST PENALTIES

12 1/15/78 vs. Denver

### FEWEST PENALTIES

2 7 times, last 1/18/76 vs.  
Pittsburgh

### OPPONENT/MOST PENALTIES

10 1/2/82 vs. Tampa Bay  
8 1/19/76 @ L.A. Rams  
8 1/15/78 vs. Denver

### OPPONENT/FEWEST PENALTIES

0 3 times, last 1/18/76 vs.  
Pittsburgh

### MOST YARDS PENALIZED

133 1/17/71 vs. Baltimore

### FEWEST YARDS PENALIZED

10 12/24/67 vs. Cleveland  
10 12/25/71 @ Minnesota

### OPPONENT/MOST YARDS PENALIZED

94 1/19/76 @ L.A. Rams

### PUNTING

### MOST PUNTS

9 1/17/71 vs. Baltimore

### FEWEST PUNTS

2 12/24/67 vs. Cleveland  
2 12/28/80 vs. L.A. Rams

### OPPONENT/MOST PUNTS

8 3 times, last 1/1/78 vs.  
Minnesota

### OPPONENT/FEWEST PUNTS

1 12/28/69 vs. Cleveland

### HIGHEST COWBOYS AVERAGE

46.7 12/23/73 vs. L.A. Rams

### HIGHEST OPPONENT AVERAGE

48.8 12/26/70 vs. Detroit

### PUNT RETURNS

### MOST PUNT RETURNS

5 1/1/78 vs. Minnesota  
5 12/28/80 vs. L.A. Rams  
5 1/9/83 vs. Tampa Bay

### MOST PUNT RETURN YARDS

155 12/24/67 vs. Cleveland

### OPPONENT/MOST PUNT RETURNS

6 12/26/70 vs. Detroit  
6 1/11/81 @ Philadelphia

### OPPONENT/MOST PUNT RETURN YARDS

69 1/11/81 @ Philadelphia

### KICKOFF RETURNS

### MOST KICKOFF RETURNS

6 4 times, last 1/16/83 vs.  
Green Bay

### MOST KICKOFF RETURN YARDS

173 1/16/83 vs. Green Bay

### OPPONENT/MOST KICKOFF RETURNS

8 1/4/76 @ L.A. Rams  
8 12/26/77 vs. Chicago

### OPPONENT/MOST KICKOFF RETURN YARDS

188 12/25/71 @ Minnesota

### FUMBLES

### MOST FUMBLES

6 12/30/78 vs. Atlanta  
6 1/15/76 vs. Denver

### MOST FUMBLES LOST

3 12/23/72 @ San Francisco  
3 12/28/78 vs. Atlanta

### OPPONENT/MOST FUMBLES

5 1/17/71 vs. Baltimore  
5 12/23/72 @ San Francisco  
5 1/1/78 vs. Minnesota

### OPPONENT/MOST FUMBLES LOST

4 1/17/71 vs. Baltimore  
4 1/15/78 vs. Denver  
3 1/10/82 @ San Francisco

# Cowboys Big Days/Playoffs

## 100 YARD RUSHING GAMES

160 yards	— Tony Dorsett vs. L.A. Rams	December 28, 1980
143 yards	— Duane Thomas vs. San Francisco	January 3, 1971
135 yards	— Duane Thomas vs. Detroit	December 26, 1970
125 yards	— Calvin Hill vs. San Francisco	December 23, 1972
110 yards	— Tony Dorsett vs. Tampa Bay	January 9, 1983
108 yards	— Don Perkins vs. Green Bay	January 1, 1967
101 yards	— Tony Dorsett vs. L.A. Rams	January 7, 1979

## PASSING

330 yards	— Danny White vs. L.A. Rams	December 26, 1983
322 yards	— Danny White vs. Atlanta	January 4, 1981
312 yards	— Danny White vs. Tampa Bay	January 9, 1983
246 yards	— Roger Staubach vs. Minnesota	December 28, 1975
243 yards	— Don Meredith vs. Minnesota	January 5, 1969
238 yards	— Don Meredith vs. Green Bay	January 1, 1967
228 yards	— Roger Staubach vs. Pittsburgh	January 21, 1979
225 yards	— Danny White vs. Green Bay	January 16, 1983
220 yards	— Roger Staubach vs. L.A. Rams	January 4, 1976
212 yards	— Don Meredith vs. Cleveland	December 24, 1967
204 yards	— Roger Staubach vs. Pittsburgh	January 18, 1976

## RECEIVING

144 yards	— Bob Hayes vs. Cleveland	December 24, 1967
142 yards	— Tony Hill vs. Green Bay	January 16, 1983
136 yards	— Billy Parks vs. San Francisco	December 23, 1972
123 yards	— Preston Pearson vs. L.A. Rams	January 4, 1976
115 yards	— Tony Hill vs. L.A. Rams	December 26, 1983
102 yards	— Frank Clark vs. Green Bay	January 1, 1967
91 yards	— Drew Pearson vs. Minnesota	December 28, 1975
90 yards	— Drew Pearson vs. Atlanta	January 4, 1981

# Cowboys Longest Plays/Playoffs

## LONG RUNS FROM SCRIMMAGE

53 yards	— Tony Dorsett vs. L.A. Rams	January 7, 1979
48 yards	— Calvin Hill vs. San Francisco	December 23, 1972
32 yards	— Ron Springs vs. L.A. Rams	December 28, 1980
29 yards	— Roger Staubach vs. Washington	December 31, 1972
29 yards	— Tony Dorsett vs. Pittsburgh	January 21, 1979
27 yards	— Billy Joe DuPree vs. L.A. Rams	January 30, 1979
26 yards	— Tony Dorsett vs. L.A. Rams	December 30, 1979
26 yards	— Tony Dorsett vs. Tampa Bay	January 2, 1982

## LONG FORWARD PASSES

86 yards	— Don Meredith to Bob Hayes vs. Cleveland (TD)	December 24, 1967
83 yards	— Roger Staubach to Drew Pearson vs. L.A. Rams (TD)	December 23, 1973
68 yards	— Don Meredith to Frank Clark vs. Green Bay (TD)	January 1, 1967
51 yards	— Don Meredith to Bob Hayes vs. Minnesota (TD)	January 5, 1969
50 yards	— Roger Staubach to Drew Pearson vs. Minnesota (TD)	December 28, 1975
49 yards	— Drew Pearson to Tony Hill vs. Green Bay	January 16, 1983
45 yards	— Roger Staubach to Butch Johnson vs. Denver (TD)	January 15, 1978

## LONG PUNT RETURNS

68 yards	— Bob Hayes vs. Cleveland	December 24, 1967
63 yards	— Golden Richards vs. Minnesota (TD)	December 30, 1973
44 yards	— Butch Johnson vs. L.A. Rams	December 19, 1976
43 yards	— James Jones vs. L.A. Rams	December 28, 1980

## LONG KICKOFF RETURNS

89 yards	— Rod Hill vs. Green Bay	January 16, 1983
48 yards	— Thomas Henderson vs. Pittsburgh	January 18, 1976
34 yards	— Cliff Harris vs. Minnesota	December 30, 1973
33 yards	— Cliff Harris vs. San Francisco	December 23, 1972
33 yards	— James Jones vs. L.A. Rams	December 28, 1980
33 yards	— Ron Fellows vs. L.A. Rams	December 26, 1983

## LONG INTERCEPTION RETURNS

68 yards	— Thomas Henderson vs. L.A. Rams (TD)	January 7, 1979
60 yards	— Cornell Green vs. Cleveland (TD)	December 24, 1967
41 yards	— Chuck Howley vs. Miami	January 16, 1972
39 yards	— Dennis Thurman vs. Green Bay (TD)	January 16, 1983
31 yards	— Dennis Thurman vs. Tampa Bay	January 2, 1982
30 yards	— Cliff Harris vs. Minnesota	December 25, 1971
27 yards	— Mark Washington vs. Denver	January 15, 1978
26 yards	— Chuck Howley vs. Minnesota	December 25, 1971

## LONG FUMBLE RETURNS

44 yards	— Chuck Howley vs. Cleveland (TD)	December 21, 1968
37 yards	— Mike Hegman vs. Pittsburgh (TD)	January 21, 1979
21 yards	— Randy Hughes vs. Denver	January 15, 1978
20 yards	— Charlie Waters vs. Detroit	December 26, 1970
15 yards	— D. D. Lewis vs. Chicago	December 26, 1977

# The Last Time . . .

## 400 YARDS TOTAL OFFENSE

- By Cowboys** — 418 @ Seattle, 12/4/83  
Playoffs — 456 vs. Tampa Bay, 1/9/83
- By Opponent** — 434, Kansas City, 11/20/83  
Playoffs — 456 vs. Green Bay, 1/16/83

## 500 YARDS TOTAL OFFENSE

- By Cowboys** — 522 vs. Philadelphia, 10/16/83  
Playoffs — 528 vs .L.A. Rams, 12/28/80
- By Opponent** — 519, L.A. Raiders, 10/23/83  
Playoffs — N.A.

## 300 YARDS PASSING IN GAME BY PLAYER

- By Cowboys** — Danny White, 300 @ San Diego, 11/13/83  
Playoffs — Danny White, 330 vs. L.A. Rams, 12/26/83
- By Opponent** — Bill Kenney, Kansas City, 337, 11/20/83  
Playoffs — Lynn Dickey, Green Bay, 332, 1/16/83

## 4 TOUCHDOWN PASSES THROWN IN GAME BY PLAYER

- By Cowboys** — Danny White (5) @ N.Y. Giants, 10/30/83  
Playoffs — Roger Staubach @ L.A. Rams, 1/4/76
- By Opponent** — Joe Montana, @ San Francisco, 12/19/83  
Playoffs — Terry Bradshaw, Pittsburgh, 1/21/79

## 100 YARDS RUSHING IN GAME BY PLAYER

- By Cowboys** — Tony Dorsett, 117 @ Seattle, 12/4/83  
Playoffs — Tony Dorsett, 110 vs. Tampa Bay, 1/9/83
- By Opponent** — Frank Hawkins, 118, L.A. Raiders, 10/23/83  
Playoffs — John Riggins, 140 @ Washington, 1/22/83

## 3 TOUCHDOWNS RUSHING IN GAME BY PLAYER

- By Cowboys** — Ron Springs (1,4,1) vs. St. Louis, 9/13/81  
Playoffs — N.A.
- By Opponent** — Dick James (5,3,39) @ Washington, 12/17/61  
Playoffs — Larry Schreiber (1,1,1) @ San Francisco, 12/23/72

## 3 TOUCHDOWN CATCHES IN GAME BY PLAYER

- By Cowboys** — Drew Pearson (16,22,17) vs. San Francisco, 10/12/80  
Playoffs — Preston Pearson (18,15,19) @ L.A. Rams, 1/4/76
- By Opponent** — Harold Jackson (4) (63,16,67,56) @ L.A. Rams, 10/14/73  
Playoffs — N.A.

## 3 TOUCHDOWNS IN GAME BY PLAYER

- By Cowboys** — Ron Springs (3 rush) vs. St. Louis, 9/13/81  
Playoffs — Preston Pearson (3 receive) @ L.A. Rams, 1/4/76
- By Opponent** — Ed Podolak (2 run, 1 receive), Kansas City, 11/10/75  
Playoffs — Larry Schreiber (3 run) @ San Francisco, 12/23/72

## 4 TOUCHDOWNS IN GAME BY PLAYER

- By Cowboys** — Duane Thomas (3 run, 1 receive) vs. St. Louis, 12/18/71  
Playoffs — N.A.
- By Opponent** — Harold Jackson (4 receive) @ L.A. Rams, 10/14/73  
Playoffs — N.A.

## 3 INTERCEPTIONS IN GAME BY PLAYER

- By Cowboys** — Dennis Thurman vs. Philadelphia, 12/13/81  
Playoffs — Dennis Thurman vs. Green Bay, 1/16/83
- By Opponent** — Roger Wehrli @ St. Louis, 12/7/75  
Playoffs — N.A.

## PUNT RETURNED FOR TD

- By Cowboys** — Gary Allen, 68 yards, vs. Kansas City, 11/20/83  
Playoffs — Golden Richards, 63 yards vs. Minnesota, 12/30/73
- By Opponent** — Dana McLemore, 56 yards, @ San Francisco, 12/19/83  
Playoffs — N.A.



#### **KICKOFF RETURN FOR TD**

**By Cowboys** — Thomas Henderson, 97 yards vs. St. Louis, 9/28/75

Playoffs — N.A.

**By Opponent** — Roy Green, 106 yards, St. Louis, 10/21/79

Playoffs — Vic Washington, 97 yards, @ San Francisco, 12/23/72

#### **INTERCEPTION RETURNED FOR TD**

**By Cowboys** — Ron Fellows, 58 yards @ Minnesota, 10/2/83

Playoffs — Dennis Thurman, 39 yards vs. Green Bay, 1/16/83

**By Opponent** — Eric Wright, @ San Francisco, 48 yards, 12/19/83

Playoffs — Darryl Grant, @ Washington, 10 yards, 1/22/83

#### **FUMBLE RETURNED FOR TD**

**By Cowboys** — Mike Hegman, 9 yards vs. L.A. Raiders, 10/23/83

Playoffs — Mike Hegman, 37 yards vs. Pittsburgh, 1/21/79

**By Opponent** — Greg Brown, vs. Philadelphia, rec. in end zone, 12/26/82

Playoffs — Hugh Green, vs. Tampa Bay, 60 yards, 1/9/83

#### **PUNT BLOCKED FOR TD**

**By Cowboys** — Jay Saldi, @ Philadelphia (Waters runs 17 yards), 10/23/77

Playoffs — N.A.

**By Opponent** — Miles McPherson, @ San Diego, (Derrie Nelson runs

21 yards), 11/13/83

Playoffs — N.A.

#### **50 POINTS SCORED IN A GAME**

**By Cowboys** — Dallas 51, Seattle 7, 11/27/80

Playoffs — Dallas 52, Cleveland 14, 12/24/67

**By Opponent** — @ Minnesota 54, Dallas 13, 10/6/70

Playoffs — N.A.

#### **40 POINTS SCORED IN A GAME**

**By Cowboys** — Dallas 41, Kansas City 21, 11/20/83

Playoffs — N.A.

**By Opponent** — @ San Francisco 42, Dallas 17, 12/19/83

Playoffs — N.A.

#### **SHUTOUT SCORED**

**By Cowboys** — Dallas 38, Baltimore 0, 9/4/78

Playoffs — Dallas 38, Tampa Bay 0, 1/2/82

**By Opponent** — St. Louis 38, Dallas 0, 11/16/70

Playoffs — N.A.

#### **SAFETY SCORED**

**By Cowboys** — Anthony Dickerson tackled Stabler in endzone vs.

New Orleans, 9/25/83

Playoffs — Randy White tackled V. Ferragamo in end zone, vs. L.A. Rams, 12/30/79

**By Opponent** — John Thaxton, blocked punt out of end zone, St. Louis, 9/24/78

Playoffs — Reggie Harrison, blocked punt out of end zone, Pittsburgh, 1/18/76

#### **PAT MISSED**

**By Cowboys** — @ San Diego, 11/13/83 (Septien)

Playoffs — @ Atlanta, 1/4/81 (Septien)

**By Opponent** — Pittsburgh, 9/13/82 (Anderson)

Playoffs — Green Bay, 1/16/83 (Stenerud)

#### **FIELD GOAL BLOCKED**

**By Cowboys** — vs. New Orleans, 9/25/83 (E. Jones, returned 62 yards by Fellows for TD)

Playoffs — @ Philadelphia, 1/11/81 (Mitchell)

**By Opponent** — @ Cleveland, 9/24/79 (Curtis Weathers)

Playoffs — @ San Francisco, 1/2/72 (Frank Nunley)

#### **PUNT BLOCKED**

**By Cowboys** — Jay Saldi @ Philadelphia, 10/23/77

Playoffs — N.A.

**By Opponent** — Miles McPherson, @ San Diego, 11/13/83

Playoffs — Reggie Harrison, Pittsburgh, 1/18/76

## SUPER BOWLS

1965—PACKERS 35, Chiefs 10  
1967—PACKERS 33, Raiders 14  
1968—JETS 16, Colts 7  
1969—CHIEFS 23, Vikings 7  
1970—COLTS 16, Cowboys 13  
1971—COWBOYS 24, Dolphins 3  
1972—DOLPHINS 14, Redskins 7  
1973—DOLPHINS 24, Vikings 7  
1974—STEELERS 16, Vikings 6  
1975—STEELERS 21, Cowboys 17  
1976—RAIDERS 33, Vikings 14  
1977—COWBOYS 27, Broncos 10  
1978—STEELERS 35, Cowboys 31  
1979—STEELERS 31, Rams 19  
1980—RAIDERS 27, Eagles 10  
1981—49ERS 26, Bengals 21  
1982—REDSKINS 27, Dolphins 17  
1983—RAIDERS 38, Redskins 9

## CHAMPIONSHIP PLAYOFFS

1933—BEARS 23, Giants 21  
1934—GIANTS 30, Bears 13  
1935—LIONS 26, Giants 7  
1936—PACKERS 21, Boston Redskins 6  
1937—WASH. REDSKINS 28, Bears 21  
1938—GIANTS 23, Packers 17  
1939—PACKERS 27, Giants 0  
1940—BEARS 73, Redskins 0  
1941—BEARS 37, Giants 9  
1942—REDSKINS 14, Bears 6  
1943—BEARS 41, Redskins 21  
1944—PACKERS 14, Giants 7  
1945—CLEVE. RAMS 15, Redskins 14  
1946—BEARS 14, Colts 14  
1947—CARDS 28, Eagles 21  
1948—EAGLES 7, Cards 0  
1949—EAGLES 14, L. A. Rams 0  
1950—BROWNS 30, Rams 28  
1951—RAMS 24, Browns 17  
1952—LIONS 17, Browns 7  
1953—LIONS 17, Browns 16  
1954—BROWNS 56, Lions 10  
1955—BROWNS 38, Rams 14  
1956—GIANTS 47, Bears 7  
1957—LIONS 59, Browns 14  
1958—COLTS 23, Giants 17  
1959—COLTS 31, Giants 16  
1960—EAGLES 17, Packers 13  
1961—PACKERS 37, Giants 0  
1962—PACKERS 16, Giants 7  
1963—BEARS 14, Giants 10  
1964—BROWNS 27, Colts 0  
1965—PACKERS 23, Browns 12  
1966—PACKERS 34, Cowboys 27  
1967—PACKERS 20, Cowboys 17  
1968—COLTS 34, Browns 0  
1969—VIKINGS 27, Browns 7  
1970—COWBOYS 17, 49ers 10 (NFC)  
COLTS 17, Raiders 17 (AFC)  
1971—COWBOYS 14, 49ers 3 (NFC)  
DOLPHINS 21, Colts 0 (AFC)  
1972—REDSKINS 26, Cowboys 3 (NFC)  
DOLPHINS 21, Steelers 17 (AFC)  
1973—VIKINGS 27, Cowboys 10 (NFC)  
DOLPHINS 27, Raiders 10 (AFC)  
1974—VIKINGS 14, Rams 10 (NFC)  
STEELERS 24, Raiders 13 (AFC)  
1975—COWBOYS 37, Rams 7 (NFC)  
STEELERS 16, Raiders 10 (AFC)  
1976—VIKINGS 24, Rams 13 (NFC)  
RAIDERS 24, Steelers 7 (AFC)  
1977—COWBOYS 23, Vikings 6 (NFC)  
BRONCOS 20, Raiders 17 (AFC)  
1978—COWBOYS 28, Rams 0 (NFC)  
STEELERS 34, Oilers 5 (AFC)  
1979—RAMS 9, Buccaneers 0 (NFC)  
STEELERS 27, Oilers 13 (AFC)  
1980—EAGLES 20, Cowboys 7 (NFC)  
RAIDERS 34, Chargers 27 (AFC)  
1981—49ERS 28, Cowboys 27 (NFC)  
BENGALS 27, Chargers 7 (AFC)  
1982—REDSKINS 31, Cowboys 17 (NFC)  
DOLPHINS 14, Jets 0 (AFC)  
1983—REDSKINS 24, 49ers 21  
RAIDERS 30, Seahawks 14

## DIVISIONAL PLAYOFFS

1970—COWBOYS 5, Lions 0 (NFC)  
49ERS 17, Vikings 14 (NFC)  
COLTS 17, Bengals 0 (AFC)  
RAIDERS 21, Dolphins 14 (AFC)  
1971—COWBOYS 20, Vikings 12 (NFC)  
49ERS 24, Redskins 20 (NFC)  
DOLPHINS 27, Chiefs 24 (AFC)  
COLTS 20, Browns 3 (AFC)  
1972—COWBOYS 30, 49ers 28 (NFC)  
REDSKINS 16, Packers 3 (NFC)  
DOLPHINS 20, Browns 14 (AFC)  
STEELERS 13, Raiders 7 (AFC)

1973—COWBOYS 27, Rams 16 (NFC)  
VIKINGS 27, Redskins 20 (NFC)  
DOLPHINS 33, Bengals 16 (AFC)  
RAIDERS 33, Steelers 14 (AFC)  
1974—VIKINGS 30, Cardinals 14 (NFC)  
RAMS 19, Redskins 10 (NFC)  
STEELERS 33, Colts 14 (AFC)  
RAIDERS 28, Dolphins 26 (AFC)  
1975—COWBOYS 17, Vikings 14 (NFC)  
RAMS 35, Cardinals 23 (NFC)  
STEELERS 33, Colts 10 (AFC)  
RAIDERS 31, Bengals 28 (AFC)  
1976—RAMS 14, Cowboys 12 (NFC)  
VIKINGS 35, Redskins 20 (NFC)  
RAIDERS 27, Jets 21 (AFC)  
STEELERS 40, Colts 14 (AFC)  
1977—COWBOYS 37, Bears 7 (NFC)  
VIKINGS 14, Rams 7 (NFC)  
RAIDERS 33, Colts 31 (AFC)  
BRONCOS 34, Steelers 21 (AFC)  
1978—COWBOYS 27, Falcons 20 (NFC)  
RAMS 34, Vikings 10 (NFC)  
COLTS 17, Patriots 14 (AFC)  
STEELERS 33, Broncos 10 (AFC)  
1979—RAMS 21, Cowboys 19 (NFC)  
BUCCINERS 24, Eagles 17 (NFC)  
OILERS 17, Chargers 14 (AFC)  
STEELERS 34, Dolphins 14 (AFC)  
1980—COWBOYS 30, Atlanta 27 (NFC)  
EAGLES 31, Vikings 16 (NFC)  
RAIDERS 14, Browns 12 (AFC)  
CHARGERS 22, Bills 14 (AFC)  
1981—COWBOYS 38, Bucnrs. 0 (NFC)  
49ERS 38, Giants 24 (NFC)  
BENGALS 28, Bills 21 (AFC)  
CHARGERS 31, Dolphins 38  
(OT) (AFC)  
1982—COWBOYS 37, Packers 26 (NFC)  
REDSKINS 21, Vikings 7 (NFC)  
DOLPHINS 34, Chargers 13 (AFC)  
JETS 17, Rams 14 (AFC)  
1983—49ERS 24, Lions 23  
REDSKINS 51, Rams 7  
RAIDERS 38, Steelers 10  
SEAHAWKS 27, Dolphins 20

## WILD CARD PLAYOFF

1978—FALCONS 14, Eagles 13 (NFC)  
OILERS 17, Dolphins 9 (AFC)  
1979—EAGLES 27, Bears 17 (NFC)  
OILERS 13, Broncos 30 (AFC)  
1980—COWBOYS 34, Rams 13 (NFC)  
RAIDERS 27, Oilers 7 (AFC)  
1981—GIANTS 27, Eagles 21 (NFC)  
BILLS 31, Jets 27 (AFC)  
1982—COWBOYS 30, Bucnrs. 17 (NFC)  
REDSKINS 31, Lions 7 (NFC)  
PACKERS 41, Cardinals 16 (NFC)  
VIKINGS 34, Falcons 24 (NFC)  
RAIDERS 27, Browns 10 (AFC)  
DOLPHINS 23, Patriots 13 (AFC)  
JETS 44, Bengals 17 (AFC)  
CHARGERS 31, Steelers 28 (AFC)  
1983—RAMS 24, Cowboys 17  
SEAHAWKS 31, Broncos 7

## PRO BOWLS

1951—AMERICAN 28, National 27  
1952—NATIONAL 28, American 13  
1953—NATIONAL 27, American 7  
1954—EASTERN 20, Western 9  
1955—WESTERN 26, Eastern 19  
1956—EASTERN 31, Western 30  
1957—WESTERN 19, Eastern 10  
1958—WESTERN 26, Eastern 7  
1959—EASTERN 28, Western 21  
1960—WESTERN 38, Eastern 21  
1961—WESTERN 35, Eastern 31  
1962—WESTERN 31, Eastern 30  
1963—EASTERN 30, Western 20  
1964—WESTERN 31, Eastern 17  
1965—WESTERN 34, Eastern 10  
1966—EASTERN 36, Western 7  
1967—EASTERN 20, Western 10  
1968—WESTERN 38, Eastern 20  
1969—WESTERN 10, Eastern 7  
1970—WESTERN 16, Eastern 13  
1971—NFC 27, AFC 6  
1972—AFC 26, NFC 13  
1973—AFC 33, NFC 28  
1974—AFC 15, NFC 13  
1975—NFC 17, AFC 10  
1976—NFC 23, AFC 20  
1977—AFC 24, NFC 14  
1978—NFC 14, AFC 13  
1979—NFC 13, AFC 27  
1980—NFC 37, AFC 27  
1981—NFC 21, AFC 7  
1982—AFC 16, NFC 13  
1983—NFC 20, AFC 19  
1984—NFC 45, AFC 3

# THE HISTORY



CHARLIE WATERS



# Cowboys All-Time Results

All-Time Regular Season Record: 214-119-6

Playoff Record: 20-15

\*—Designates Home Games

## 1960 (0-11-1)

Tom Landry, Head Coach

L	*28	Pittsburgh (30,000)	...35
L	*25	Philadelphia (18,500)	...27
L	14	Washington (21,142)	...26
L	*7	Cleveland (28,500)	...48
L	10	St. Louis (23,128)	...12
L	*7	Baltimore (25,500)	...45
L	*13	Los Angeles (16,000)	...38
L	7	Green Bay (32,294)	...41
L	*14	San Francisco (10,000)	...26
L	7	Chicago (39,951)	...17
L	31	New York (55,033)	...31
T	14	Detroit (43,272)	...23
L	177		369

## 1961 (4-9-1)

Tom Landry, Head Coach

W	*27	Pittsburgh (23,500)	...24
W	*21	Minnesota (20,500)	...7
L	7	Cleveland (43,638)	...25
W	28	Minnesota (33,070)	...0
L	*10	New York (41,500)	...31
L	*7	Philadelphia (25,000)	...43
W	17	New York (60,254)	...16
L	*17	St. Louis (20,500)	...31
L	7	Pittsburgh (17,519)	...37
T	*28	Washington (17,500)	...28
L	13	Philadelphia (60,127)	...35
L	*17	Cleveland (23,500)	...38
L	13	St. Louis (15,384)	...31
L	24	Washington (21,451)	...34
L	236		380

## 1962 (5-8-1)

Tom Landry, Head Coach

T	*35	Washington (15,730)	...35
L	*28	Pittsburgh (19,478)	...30
W	27	Los Angeles (26,907)	...17
L	10	Cleveland (44,040)	...19
W	*41	Philadelphia (18,645)	...19
W	42	Pittsburgh (23,106)	...27
L	*24	St. Louis (16,027)	...28
W	38	Washington (49,888)	...10
L	*10	New York (45,668)	...41
L	*33	Chicago (12,692)	...34
L	14	Philadelphia (58,070)	...28
W	*45	Cleveland (24,226)	...21
L	20	St. Louis (14,102)	...52
L	31	New York (62,694)	...41
L	398		402

## 1963 (4-10)

Tom Landry, Head Coach

L	*7	St. Louis (36,432)	...34
L	*24	Cleveland (28,710)	...41
L	17	Washington (40,101)	...21
L	21	Philadelphia (60,671)	...24
W	*17	Detroit (27,264)	...14
L	21	New York (62,889)	...37
L	21	Pittsburgh (19,047)	...27
W	*35	Washington (18,838)	...20
L	24	San Francisco (29,563)	...31
W	*27	Philadelphia (23,694)	...20
L	17	Cleveland (55,096)	...27
L	*27	New York (29,653)	...34
L	*19	Pittsburgh (24,136)	...24
W	28	St. Louis (12,695)	...24
305			378

## 1964 (5-8-1)

Tom Landry, Head Coach

L	*6	St. Louis (36,605)	...16
W	*24	Washington (25,158)	...18
L	17	Pittsburgh (35,594)	...23
L	6	Cleveland (72,062)	...27
T	*13	New York (33,324)	...13
L	*16	Cleveland (37,456)	...20
W	31	St. Louis (28,253)	...13
W	24	Chicago (47,527)	...10
W	31	New York (63,031)	...21
L	*14	Philadelphia (55,972)	...17
L	16	Washington (49,219)	...28
L	*21	Green Bay (44,975)	...45
L	14	Philadelphia (60,671)	...24
W	*17	Pittsburgh (35,271)	...14
250			289

## 1965 (7-7)

Tom Landry, Head Coach

W	*31	New York (59,366)	...2
W	*27	Washington (61,577)	...7
L	13	St. Louis (32,034)	...20
L	*24	Philadelphia (56,249)	...35
L	17	Cleveland (80,451)	...23
L	3	Green Bay (48,311)	...13
L	13	Pittsburgh (37,804)	...22
W	*39	San Francisco (39,677)	...31
W	*24	Pittsburgh (57,293)	...17
L	*17	Cleveland (76,251)	...24
L	31	Washington (50,205)	...34
W	21	Philadelphia (54,714)	...19
W	*27	St. Louis (38,499)	...13
W	38	New York (62,871)	...20
325			280

PLAYOFF BOWL GAME (Miami)

L	3	Baltimore (65,569)	...35
---	---	--------------------	-------



### 1966 (10-3-1)

Tom Landry, Head Coach

W	*52	New York (60,010)	....	7
W	*28	Minnesota (64,116)	....	17
W	*47	Atlanta (56,990)	....	14
W	*56	Philadelphia (69,372)	....	7
T	10	St. Louis (50,673)	....	10
L	21	Cleveland (84,721)	....	30
W	*52	Pittsburgh (58,453)	....	21
L	23	Philadelphia (60,658)	....	24
W	*31	Washington (50,927)	....	30
W	*20	Pittsburgh (42,185)	....	7
W	*26	Cleveland (80,259)	....	14
W	*31	St. Louis (76,965)	....	17
L	*31	Washington (64,198)	....	34
W	*17	New York (62,735)	....	7
	445			239

**1966 CHAMPIONSHIP GAME (Dis.)**  
L 27 Green Bay (75,504) ... 34

### 1967 (9-5)

Tom Landry, Head Coach

W	21	Cleveland (81,039)	....	14
W	*38	New York (66,209)	....	24
W	*13	Los Angeles (75,229)	....	35
L	17	Washington (50,566)	....	14
W	*14	New Orleans (64,128)	....	10
W	24	Pittsburgh (39,641)	....	21
L	14	Philadelphia (60,740)	....	21
W	*37	Atlanta (54,751)	....	7
W	*27	New Orleans (83,437)	....	10
L	*20	Washington (75,538)	....	27
W	*46	St. Louis (68,787)	....	21
L	17	Baltimore (60,238)	....	23
W	*38	Philadelphia (55,834)	....	17
L	16	San Francisco (27,182)	....	24
	342			268

**1967 EASTERN CHAMPIONSHIP GAME (Dallas)**

W 52 Cleveland (70,786) ... 14

**1967 CHAMPIONSHIP GAME (Green Bay)**

L 17 Green Bay (50,861) ... 21

### 1968 (12-2)

Tom Landry, Head Coach

W	*59	Detroit (61,382)	....	13
W	*28	Cleveland (68,733)	....	7
V	45	Philadelphia (60,858)	....	13
W	27	St. Louis (48,296)	....	10
W	*34	Philadelphia (72,083)	....	14
W	20	Minnesota (47,644)	....	7
L	*17	Green Bay (74,604)	....	28
W	17	New Orleans (84,728)	....	3
L	*21	New York (72,163)	....	27
W	44	Washington (50,816)	....	24
W	34	Chicago (46,667)	....	3
W	*29	Washington (66,076)	....	20
W	*28	Pittsburgh (55,069)	....	7
W	28	New York (62,617)	....	10
	431			186

**1968 EASTERN CHAMPIONSHIP GAME (Cleveland)**

L 20 Cleveland (81,497) ... 31

**PLAYOFF BOWL GAME (Miami)**

W 17 Minnesota (22,961) ... 13

### 1969 (11-2-1)

Tom Landry, Head Coach

W	*24	St. Louis (62,134)	....	3
W	21	New Orleans (79,567)	....	17
W	38	Philadelphia (60,658)	....	7
W	24	Atlanta (54,833)	....	17
W	*49	Philadelphia (71,509)	....	14
W	*25	New York (58,964)	....	3
L	10	Cleveland (84,850)	....	42
W	*33	New Orleans (68,282)	....	17
W	41	Washington (50,474)	....	28
L	23	Los Angeles (79,105)	....	24
T	*24	San Francisco (62,348)	....	24
W	10	Pittsburgh (24,990)	....	7
W	*27	Baltimore (63,191)	....	10
W	*20	Washington (56,924)	....	10
	369			223

**1969 EASTERN CHAMPIONSHIP GAME (Dallas)**

L 14 Cleveland (69,321) ... 38

**PLAYOFF BOWL GAME (Miami)**

L 0 Los Angeles (31,151) ... 31

### 1970 (10-4)

Tom Landry, Head Coach

W	17	Philadelphia (59,728)	....	7
W	*28	N.Y. Giants (57,239)	....	10
L	7	St. Louis (50,780)	....	20
W	*13	Atlanta (53,611)	....	0
L	13	Minnesota (47,900)	....	54
W	27	Kansas City (51,158)	....	16
W	*21	Philadelphia (55,736)	....	17
L	20	N.Y. Giants (62,928)	....	23
I	0	St. Louis (69,323)	....	38
W	45	Washington (50,415)	....	21
W	*16	Green Bay (67,182)	....	3
W	*34	Washington (57,936)	....	0
W	6	Cleveland (75,458)	....	2
W	*52	Houston (50,504)	....	10
	299			221

**1970 DIVISIONAL PLAYOFF (Dallas)**  
W 5 Detroit (73,167) ... 0

**1970 NFC CHAMPIONSHIP GAME (San Francisco)**

W 17 San Francisco (59,625) ... 10

**SUPER BOWL V (Miami)**  
L 13 Baltimore (80,055) ... 16

**1971 (11-3)**

Tom Landry, Head Coach	
W 49	Buffalo (46,206) . . . . . 37
W 42	Philadelphia (65,358) . . . . . 7
L 16	Washington (72,000) . . . . . 20
W *20	N. Y. Giants (68,378) . . . . . 13
L 14	New Orleans (83,088) . . . . . 24
W *44	New England (65,708) . . . . . 21
L 19	Chicago (55,049) . . . . . 23
W 16	St. Louis (50,486) . . . . . 13
W *20	Philadelphia (60,178) . . . . . 7
W 13	Washington (53,041) . . . . . 0
W *28	Los Angeles (66,595) . . . . . 21
W *52	N. Y. Jets (66,689) . . . . . 10
W 42	N. Y. Giants (62,815) . . . . . 14
W *31	St. Louis (66,672) . . . . . 12
406	222

**1971 DIVISIONAL PLAYOFF**

(Minnesota)

W 20	Minnesota (49,100) . . . . . 12
------	---------------------------------

**1971 NFC CHAMPIONSHIP GAME**

(Dallas)

W 14	San Francisco (66,311) . . . . . 3
------	------------------------------------

**SUPER BOWL VI (New Orleans)**

W 24	Miami (81,035) . . . . . 3
------	----------------------------

**1972 (10-4)**

Tom Landry, Head Coach

W *28	Philadelphia (55,850) . . . . . 6
W 23	N. Y. Giants (62,725) . . . . . 14
L 13	Green Bay (47,103) . . . . . 16
W *17	Pittsburgh (65,682) . . . . . 13
W 21	Baltimore (58,992) . . . . . 0
L 20	Washington (53,039) . . . . . 24
W *28	Detroit (65,378) . . . . . 24
W 34	San Diego (54,476) . . . . . 28
W *33	St. Louis (65,218) . . . . . 24
W 28	Philadelphia (65,720) . . . . . 7
L *10	San Francisco (65,124) . . . . . 31
W 27	St. Louis (49,797) . . . . . 6
W *34	Washington (65,136) . . . . . 24
L * 3	N. Y. Giants (64,602) . . . . . 23
319	240

**1972 DIVISIONAL PLAYOFF**

(San Francisco)

W 30	San Francisco (61,214) . . . . . 28
------	-------------------------------------

**1972 NFC CHAMPIONSHIP GAME**

(Washington)

L 3	Washington (53,129) . . . . . 26
-----	----------------------------------

**1973 (10-4)**

Tom Landry, Head Coach

W 20	Chicago (55,701) . . . . . 17
W *40	New Orleans (53,972) . . . . . 3
W *45	St. Louis (64,815) . . . . . 10
L 7	Washington (54,314) . . . . . 14
L 31	Los Angeles (81,428) . . . . . 37
W *45	N. Y. Giants (64,898) . . . . . 28
L 16	Philadelphia (65,954) . . . . . 30
W *38	Cincinnati (58,802) . . . . . 10
W 23	N. Y. Giants (70,128) . . . . . 10
W *31	Philadelphia (61,985) . . . . . 10
L * 7	Miami (64,100) . . . . . 14
W 22	Denver (51,706) . . . . . 10
W *27	Washington (64,458†) . . . . . 7
W 30	St. Louis (43,946) . . . . . 3
382	203

**1973 DIVISIONAL PLAYOFF**

(Dallas)

W 27	Los Angeles (64,291) . . . . . 16
------	-----------------------------------

**1973 NFC CHAMPIONSHIP GAME**

(Dallas)

L 10	Minnesota (64,524) . . . . . 27
------	---------------------------------

**1974 (8-6)**

Tom Landry, Head Coach

W 24	Atlanta (52,322) . . . . . 0
L 10	Philadelphia (64,088) . . . . . 13
L * 6	N. Y. Giants (45,841) . . . . . 14
L *21	Minnesota (57,847) . . . . . 23
L 28	St. Louis (49,885) . . . . . 31
W *31	Philadelphia (43,586) . . . . . 24
W 21	N. Y. Giants (61,918) . . . . . 7
W *17	St. Louis (64,146) . . . . . 14
W *20	San Francisco (50,018) . . . . . 14
L 21	Washington (54,395) . . . . . 28
W 10	Houston (49,115) . . . . . 0
W *24	Washington (63,243) . . . . . 23
W *41	Cleveland (48,754) . . . . . 17
L 23	Oakland (45,850) . . . . . 27
297	235

**1975 (10-4)**

Tom Landry, Head Coach

W *18	Los Angeles (49,091) . . . . . 7
W *37	St. Louis (52,417) (OT) . . . . . 31
W 36	Detroit (79,784) . . . . . 10
W 13	N. Y. Giants (56,511) . . . . . 7
L *17	Green Bay (64,934) . . . . . 19
W 20	Philadelphia (64,889) . . . . . 17
L 24	Washington (55,004)(OT) . . . . . 30
L *31	Kansas City (63,539) . . . . . 34
W 34	New England (60,905) . . . . . 31
W *27	Philadelphia (57,893) . . . . . 17
W *14	N. Y. Giants (53,329) . . . . . 3
L 17	St. Louis (49,701) . . . . . 31
W *31	Washington (61,091) . . . . . 10
W 31	N. Y. Jets (37,279) . . . . . 21
350	268

**1975 DIVISIONAL PLAYOFF**

(Minnesota)

W 17	Minnesota (48,341) . . . . . 14
------	---------------------------------

**1975 NFC CHAMPIONSHIP GAME**

(Los Angeles)

W 37	Los Angeles (84,483) . . . . . 7
------	----------------------------------

**SUPER BOWL X (Miami)**

L 17	Pittsburgh (80,187) . . . . . 21
------	----------------------------------

**1976 (11-3)**

Tom Landry, Head Coach

W *27	Philadelphia (54,052) . . . . . 7
W 24	New Orleans (61,413) . . . . . 6
W *30	Baltimore (64,237) . . . . . 27
W 28	Seattle (62,027) . . . . . 13
W 24	N. Y. Giants (76,042) . . . . . 14
L 17	St. Louis (50,317) . . . . . 21
W *31	Chicago (61,346) . . . . . 21
W 20	Washington (55,004) . . . . . 7
W * 9	N. Y. Giants (58,870) . . . . . 3
W *17	Buffalo (51,779) . . . . . 10
L 10	Atlanta (54,992) . . . . . 17
W *19	St. Louis (62,498) . . . . . 14
W 26	Philadelphia (55,072) . . . . . 7
L *14	Washington (59,916) . . . . . 27
296	194

**1976 DIVISIONAL PLAYOFF**

(Dallas)

L 12	Los Angeles (62,436) . . . . . 14
------	-----------------------------------

**1977 (12-2)**

Tom Landry, Head Coach

W	16	Minnesota (47,678)	OT	10
W	*41	N.Y. Giants (64,215)		21
W	*23	Tampa Bay (55,316)		7
W	30	St. Louis (50,129)		24
W	*34	Washington (62,115)		16
W	16	Philadelphia (65,507)		10
W	*37	Detroit (63,160)		0
W	24	N.Y. Giants (74,532)		10
L	*17	St. Louis (64,038)		24
L	13	Pittsburgh (49,761)		28
W	14	Washington (55,031)		7
W	*24	Philadelphia (60,289)		14
W	42	San Francisco (55,848)		35
W	*14	Denver (63,752)		6
	345			212

**1977 DIVISIONAL PLAYOFF**

(Dallas)

W	37	Chicago (62,920)		7
---	----	------------------	--	---

**1977 NFC CHAMPIONSHIP GAME**

(Dallas)

W	23	Minnesota (61,968)		6
---	----	--------------------	--	---

**SUPER BOWL XII (New Orleans)**

W	27	Denver (76,400)		10
---	----	-----------------	--	----

**1978 (12-4)**

Tom Landry, Head Coach

W	*38	Baltimore (64,224)		0
W	34	N.Y. Giants (73,265)		24
L	14	Los Angeles (65,749)		27
W	*21	St. Louis (62,760)		12
L	5	Washington (55,031)		9
W	*24	N.Y. Giants (63,420)		3
W	24	St. Louis (48,991)	OT	21
W	*14	Philadelphia (60,525)		7
L	*10	Minnesota (61,848)		21
L	16	Miami (69,414)		23
W	42	Green Bay (55,256)		14
W	*27	New Orleans (57,920)		7
W	*37	Washington (64,905)		10
W	*17	New England (63,263)		10
W	31	Philadelphia (64,667)		13
W	30	N.Y. Jets (52,532)		7
	384			208

**1978 DIVISIONAL PLAYOFF**

(Dallas)

W	27	Atlanta (60,338)		20
---	----	------------------	--	----

**1978 NFC CHAMPIONSHIP GAME**

(Los Angeles)

W	28	Los Angeles (67,470)		0
---	----	----------------------	--	---

**SUPER BOWL XIII (Miami)**

L	31	Pittsburgh (78,656)		35
---	----	---------------------	--	----

**1979 (11-5)**

Tom Landry, Head Coach

W	22	St. Louis (50,855)		21
W	21	San Francisco (56,728)		13
W	*24	Chicago (64,056)		20
L	7	Cleveland (80,123)		26
W	*38	Cincinnati (63,179)		13
W	36	Minnesota (47,572)		20
W	*30	Los Angeles (64,462)		6
W	*22	St. Louis (64,300)		13
L	3	Pittsburgh (50,199)		14
W	16	N.Y. Giants (76,490)		14
L	*21	Philadelphia (62,417)		31
L	20	Washington (55,031)		34
L	*24	Houston (63,897)		30
W	*28	N.Y. Giants (63,787)		7
W	24	Philadelphia (71,434)		17
W	*35	Washington (62,867)		34
	371			313

**1979 DIVISIONAL PLAYOFF**

(Dallas)

L	19	Los Angeles (64,792)		21
---	----	----------------------	--	----

**1980 (12-4)**

Tom Landry, Head Coach

W	17	Washington (55,045)		3
L	20	Denver (74,919)		41
W	*28	Tampa Bay (62,750)		17
W	28	Green Bay (54,776)		7
W	*24	N.Y. Giants (59,126)		3
W	*59	San Francisco (63,399)		14
L	10	Philadelphia (70,696)		17
W	*42	San Diego (60,639)		31
W	27	St. Louis (50,701)		24
L	35	N.Y. Giants (68,343)		38
W	*31	St. Louis (52,567)		21
W	*14	Washington (58,809)		10
W	*51	Seattle (57,540)		7
W	19	Oakland (53,194)		13
L	14	Los Angeles (65,154)		38
W	*35	Philadelphia (62,548)		27
	454			311

**1980 NFC WILD CARD GAME**

(Dallas)

W	34	Los Angeles (64,533)		13
---	----	----------------------	--	----

**1980 DIVISIONAL PLAYOFF**

(Atlanta)

W	30	Atlanta (60,022)		27
---	----	------------------	--	----

**1980 NFC CHAMPIONSHIP GAME**

(Philadelphia)

L	7	Philadelphia (70,696)		20
---	---	-----------------------	--	----



## 1981 (12-4)

Tom Landry, Head Coach

W 26	Washington (55,045)	...10
W *30	St. Louis (63,602)	...17
W 35	New England (60,311)	...21
W *18	N.Y. Giants (63,449)	...10
L 17	St. Louis (49,777)	...20
L 14	San Francisco (57,574)	...45
W *29	Los Angeles (64,649)	...17
W *28	Miami (64,221)	...27
W 17	Philadelphia (72,111)	...14
W *27	Buffalo (62,583)	...14
L 24	Detroit (79,694)	...27
W *24	Washington (64,583)	...10
W *10	Chicago (63,499)	...9
W 37	Baltimore (54,871)	...13
W *21	Philadelphia (64,955)	...10
L 10	N.Y. Gnts. (73,009) (OT)	13 367

### 1981 DIVISIONAL PLAYOFF (Dallas)

W 38	Tampa Bay (64,848)	... 0
------	--------------------	-------

### 1981 NFC CHAMPIONSHIP GAME (San Francisco)

L 27	San Francisco (60,525)	.28
------	------------------------	-----

## 1982 (6-3)

Tom Landry, Head Coach

L *28	Pittsburgh (63,431)	...36
W *24	St. Louis (50,705)	...7
	Minnesota-canceled	
	*N.Y. Giants-canceled	
	*Washington-canceled	
	Philadelphia-canceled	
	Cincinnati-canceled	
	N.Y. Giants-canceled	
	*St. Louis-canceled	
	San Francisco-canceled	
W *14	Tampa Bay (49,578)	...9
W *31	Cleveland (46,267)	...14
W 24	Washington (54,633)	...10
W 37	Houston (51,808)	...7
W *21	New Orleans (64,506)	...7
L *20	Philadelphia (46,199)	...24
L 27	Minnesota (60,007)	...31 226

### 1982 SUPER BOWL TOURNAMENT (Dallas)

W 30	Tampa Bay (65,042)	...17
------	--------------------	-------

### 1982 SUPER BOWL TOURNAMENT (Dallas)

W 37	Green Bay (63,972)	...26
------	--------------------	-------

### 1982 NFC CHAMPIONSHIP GAME (Washington)

L 17	Washington (55,045)	...31
------	---------------------	-------

## 1983 (12-4)

Tom Landry, Head Coach

W 31	Washington (55,045)	...30
W 34	St. Louis (48,532)	...17
W *28	N.Y. Giants (62,347)	...13
W *21	New Orleans (62,136)	...20
W 37	Minnesota (60,774)	...24
W *27	T. Bay (63,308) (OT)	...24
W *37	Philadelphia (63,070)	...7
L *38	L.A. Raiders (64,991)	...40
W 38	N.Y. Giants (76,142)	...20
W 27	Philadelphia (71,236)	...20
L 23	San Diego (46,192)	...24
W *41	Kansas City (64,103)	...21
W *35	St. Louis (60,764)	...17
W 35	Seattle (63,352)	...10
L *10	Washington (65,074)	...31
L 17	San Francisco (59,957)	42 479

### 1983 NFC WILD CARD GAME (Dallas)

L 17	L.A. Rams (43,521)	...24
------	--------------------	-------

# All-Time Preseason Results

## 1960 (1-5)

Dal.		Opp.
10	San Francisco (22,000)	@ Seattle 16
13	St. Louis (14,000)	@ San Antonio 20
10	Baltimore (40,000)	@ Dallas 14
14	New York (10,663)	@ Louisville 3
14	Los Angeles (13,500)	@ Pendleton 49
23	Green Bay (20,121)	@ Minn. 28

## 1961 (2-3)

38	Minnesota (4,954)	@ Slou Falls 13
7	Green Bay (30,000)	@ Dallas 30
10	N. Y. (21,500)	@ Albuquerque 28
35	Baltimore (19,000)	@ Norman 24
10	S. F. (22,130)	@ Sacramento 24

## 1962 (0-5)

7	Green Bay (54,500)	@ Dallas 31
24	Detroit (77,683)	@ Cleveland 35
10	Baltimore (14,000)	@ Roanoke 24
7	S. F. (20,000)	@ Sacramento 26
26	Minnesota (12,500)	@ Atlanta 45

## 1963 (3-2)

17	Los Angeles (70,675)	@ L. A. 14
10	Green Bay (53,121)	@ Dallas 31
17	Los Angeles (29,349)	@ Portland 20
37	S. F. (9,927)	@ Bakersfield 24
27	Detroit (51,218)	@ New Orleans 17

## 1964 (1-4)

6	Los Angeles (57,450)	@ L. A. 17
34	S. F. (24,679)	@ Portland 23
16	Los Angeles (30,565)	@ Portland 25
3	Green Bay (60,057)	@ Dallas 35
6	Chicago (35,000)	@ New Orleans 21



**1965 (2-3)**

Dal.			Opp.
0	Los Angeles (31,579)	@ L. A.	19
7	S. F. (24,837)	@ Portland	27
21	Green Bay (67,954)	@ Dallas	12
17	Minn. (41,500)	@ Birmingham	57
34	Chicago (33,525)	@ Tulsa	21

**1966 (5-0)**

24	San Francisco (28,899)	@ S. F.	13
20	Los Angeles (44,217)	@ L. A.	10
21	Green Bay (75,504)	@ Dallas	3
20	Detroit (31,250)	@ Tulsa	10
28	Minnesota (58,316)	@ Dallas	24

**1967 (2-3)**

6	Los Angeles (57,595)	@ L. A.	20
30	San Francisco (31,212)	@ S. F.	24
3	Green Bay (78,087)	@ Dallas	20
30	Houston (53,125)	@ Houston	17
7	Baltimore (58,492)	@ Dallas	33

**1968 (3-3)**

24	Chicago (14,578)	@ Canton	30
16	San Francisco (27,530)	@ S. F.	14
42	Los Angeles (64,978)	@ L. A.	10
27	Green Bay (72,014)	@ Dallas	31
33	Houston (52,289)	@ Houston	19
10	Baltimore (69,520)	@ Dallas	16

**1969 (4-2)**

17	Los Angeles (87,381)	@ L. A.	24
20	San Francisco (33,894)	@ S. F.	17
31	Green Bay (73,764)	@ Dallas	13
14	Houston (55,310)	@ Houston	11
25	N. Y. Jets (74,771)	@ Dallas	9
7	Baltimore (58,975)	@ Dallas	23

**1970 (1-5)**

20	San Diego (39,392)	@ San Diego	10
10	Los Angeles (64,646)	@ L. A.	17
34	Green Bay (72,389)	@ Dallas	35
21	Houston (46,548)	@ Houston	37
0	Kansas City (69,055)	@ Dallas	13
21	New York Jets (55,297)	@ Dallas	29

**1971 (6-0)**

45	Los Angeles (87,187)	@ L. A.	21
36	New Orleans (73,560)	@ Dallas	21
16	Cleveland (69,099)	@ Dallas	15
28	Houston (49,078)	@ Houston	20
27	Baltimore (22,291)	@ Baltimore	14
24	Kansas City (74,035)	@ Dallas	17

**1972 (6-1)**

20	College All-Stars (54,162)	@ Chi.	7
26	Houston (65,405)	@ Dallas	24
27	Los Angeles (66,051)	@ L. A.	13
30	New Orleans (81,070)	@ N. O.	7
34	N. Y. Jets (65,386)	@ Dallas	27
10	Kansas City (79,592)	@ K. C.	20
16	Oakland (62,607)	@ Dallas	10

**1973 (4-2)**

24	Los Angeles (75,461)	@ L. A.	7
26	Oakland (53,723)	@ Oakland	27
24	New Orleans (61,022)	@ Dallas	14
24	Houston (46,942)	@ Houston	27
27	Kansas City (57,468)	@ Dallas	16
26	Miami (61,378)	@ Dallas	23

**1974 (3-3)**

Dal.			Opp.
7	Oakland (41,049)	@ Oakland	27
13	Los Angeles (46,468)	@ L. A.	6
19	Houston (53,148)	@ Dallas (OT)	13
7	N. Orleans (56,563)	@ N. Orleans	16
25	Kansas City (43,492)	@ Dallas	16
15	Pittsburgh (43,900)	@ Dallas	41

**1975 (2-4)**

7	Los Angeles (62,843)	@ L. A.	35
20	Kansas City (35,630)	@ K. C.	26
13	Minnesota (45,395)	@ Dallas	16
17	Houston (46,951)	@ Houston	14
20	Oakland (39,562)	@ Dallas	31
17	Pittsburgh (43,186)	@ Dallas	16

**1976 (3-3)**

14	Oakland (52,391)	@ Oakland	17
14	Los Angeles (60,158)	@ L. A.	26
9	Denver (54,567)	@ Dallas	13
36	Detroit (30,340)	@ Memphis	16
20	Pittsburgh (64,264)	@ Dallas	10
26	Houston (58,844)	@ Dallas (OT)	20

**1977 (3-3)**

34	San Diego (59,504)	@ Dallas	14
17	Seattle (58,789)	@ Seattle (OT)	23
14	Miami (56,820)	@ Dallas	20
23	Baltimore (54,835)	@ Dallas	21
14	Houston (49,777)	@ Houston	23
30	Pittsburgh (49,824)	@ Dallas	0

**1978 (3-1)**

41	San Francisco (63,736)	@ Dallas	24
21	Denver (74,619)	@ Denver	14
13	Houston (62,242)	@ Dallas	27
16	Pittsburgh (59,747)	@ Dallas	13

**1979 (3-2)**

13	Oakland (20,648)	@ Canton, O.	20
7	Denver (61,192)	@ Dallas	6
17	Seattle (59,803)	@ Seattle	27
16	Houston (62,803)	@ Dallas	13
16	Pittsburgh (64,543)	@ Dallas	14

**1980 (3-1)**

17	Green Bay (54,876)	@ Dallas	14
19	Los Angeles (63,283)	@ Anaheim	16
20	Houston (63,658)	@ Dallas	13
10	Pittsburgh (62,795)	@ Dallas	31

**1981 (2-2)**

17	Green Bay (55,987)	@ Dallas	21
21	Los Angeles (61,459)	@ Anaheim	33
24	Pittsburgh (63,504)	@ Dallas	14
28	Houston (63,799)	@ Dallas	20

**1982 (3-1)**

10	Buffalo (48,612)	@ Dallas	14
26	San Diego (49,182)	@ San Diego	16
36	New England (50,113)	@ Dallas	21
20	Houston (60,150)	@ Dallas	14

**1983 (3-1)**

20	Miami (46,826)	@ Dallas	17
30	L.A. Rams (54,268)	@ L. Angeles	7
7	Pittsburgh (62,164)	@ Dallas	24
34	Houston (54,363)	@ Dallas	31

# Historical Highlights

## 1960

**NFL FRANCHISE** — Clint Murchison, Jr., and Bedford Wynne were awarded an expansion franchise in the NFL at the annual league meeting in Miami Beach, Fla. The Cowboys were to play as a "swing" team, playing every other team one time during the first season, although listed in the Western Conference standings (January 28).

**COWBOYS STOCKED** — A player pool was set up in a league meeting at L.A., with each of 12 NFL teams freezing 25 names on its roster and the Cowboys allowed to pick three from each team for a total of 36 veterans. Dallas, once given the list, had to select its 36 players within 24 hours (March 13).

**TRAINING STARTS** — Rookies report to first Cowboys camp at Pacific U., in Forest Grove, Oregon (July 9).

**FIRST PRE-SEASON GAME** — The Cowboys, less than six months in existence, get their first test and drop a 10-16 pre-season game to San Francisco in Seattle (August 6).

**FIRST HOME GAME** — In their Dallas debut, in the Salesmanship Club preseason game, the Cowboys led the world champion Baltimore Colts into the final minute before a 62-yard pass from Johnny Unitas to Lenny Moore gave the Colts a 14-10 victory (August 19).

**FIRST VICTORY** — In a preseason game at Louisville, Ky., the Cowboys beat New York's Giants, 14-3, with Frank Clarke catching touchdown passes of 73 yards (Eddie LeBaron) and 74 yards (Don Meredith) (August 27).

**FIRST LEAGUE GAME** — In their first league game, Dallas fell to Pittsburgh, 35-28, with Bobby Layne leading a fourth-period Steeler rally (Sept. 24, Saturday night).

**STREAK SNAPPED** — Dallas snaps a 10-game loss streak by tying New York, 31-31, at Yankee Stadium (Dec. 4).

## 1961

**TRAINING STARTS** — Rookies launch training at new campsite — St. Olaf College in Northfield, Minn. (July 9).

**FIRST LEAGUE WIN** — Scoring ten points in the final 56 seconds, the Cowboys score their first NFL victory, 27-24, over Pittsburgh in the '61 league opener in the Cotton Bowl. Allen Green's 27-yard field goal on the game's final play won it before 23,500 (Sept. 17).

## 1962

**TRAINING STARTS** — Team begins training at new campsite — Northern Michigan College in Marquette, Mich. (July 13).

**PENALTY HISTORY** — For the first time in anyone's memory in an NFL game, points were awarded for a penalty. The Cowboys were detected holding in the end zone on a 99-TD pass from LeBaron to Clarke, and Pittsburgh was awarded a safety. The Steelers eventually won, 30-28 (Sept. 23).

**100-YARD FIRSTS** — Cowboys Amos Marsh returned a kickoff 101 yards and Mike Gaechter returned a pass interception 100 yards, both plays for fourth-quarter TDs in a 41-19 win over Philadelphia in Dallas. It was the first time in NFL history that two 100-yard runs had been made in the same game, much less by the same team in the same quarter (Oct. 14).

## 1963

**SHIFT TO KANSAS CITY** — The rival Dallas Texans of the AFL announce they are moving the franchise to Kansas City (Feb. 8).

**CALIFORNIA TRAINING SITE** — The Cowboys open training at California Lutheran College in Thousand Oaks, Calif. (July 12).

**HOWTON SETS RECORD** — Bill Howton broke Don Hutson's all-time receiving mark with a 14-yard catch against Washington (there). Hutson's record was 7,991 yards and the catch gave Howton an even 8,000 yards (Sept. 29).

## 1964

**LANDRY CONTRACT** — With one year to go on his original contract, Tom Landry is signed to a ten-year extension, in effect giving him an 11-year pact, possibly the longest in major pro sports history (Feb. 5).

## 1965

**FIRST SELLOUT** — An overflow crowd of 76,251 jams the Cotton Bowl for the Cleveland game, notching the team's first home sellout. Cleveland won, 24-17 (Nov. 21).

## 1966

**PLAYOFF BOWL** — After defeating New York, 38-20, in the season finale (and winning five of their last seven games) to get into the Playoff Bowl at Miami, the Cowboys fall to Baltimore, 35-3 (Jan. 15).

**MERGER** — Peace comes to pro football with Cowboys GM Tex Schramm completing two months of negotiations with AFL's Lamar Hunt, merging the two leagues under the NFL banner (June 8).

**SCHRAMM ELEVATED** — Texas E. Schramm, Vice-President and General Manager of the Cowboys from the beginning, was named President of the club by owner Clint Murchison, Jr., who retained the title of Chairman of the Board.

**NEELY CASE SOLVED** — Dallas and Houston reached agreement in the Ralph Neely case. Neely remained with Dallas with Houston receiving the Cowboys Nos. 1, 2 and two fifth place picks in the 1967 draft (Nov. 17).

**THE CHAMPIONSHIP** — The Cowboys won their first championship, capturing the Eastern Conference title with a 10-3-1 record, but lost the NFL Championship Game to Green Bay, 34-27.

## 1967

**TEXAS STADIUM** — On Dec. 23, owner Clint Murchison, Jr., formally announced plans to build Texas Stadium in suburban Irving. The stadium, to be financed through a bond-option plan, would be ready for the 1970 season. The stadium would seat a minimum of 58,000.

**SECOND CHAMPIONSHIP** — Under the NFL's new format, the Cowboys easily won the Capitol Division and defeated Cleveland, Century Division winner, 52-14, in the Cotton Bowl for the Eastern conference championship. However, on Dec. 31 in Green Bay, the Cowboys lost their second bid for an NFL title, falling to the Packers, 21-17, in the 13 degree below weather.

## 1968

**WIN CAPITOL** — For the second straight year the Cowboys won the Capitol Division, but for the first time in three years the Cowboys did not win the Eastern Championship, being upset at Cleveland, 31-20, on December 21st. Dallas won the Runner-Up Bowl over Minnesota, 17-13.

## 1969

**TEXAS STADIUM** — Ground was broken for Texas Stadium in suburban Irving on January 25, and on June 29 Bert Rose was named general manager of the stadium.

**ORIGINALS RETIRE** — An era ended for the Cowboys in July. On July 5th at a press conference in Dallas, quarterback Don Meredith, the last of the original Cowboys, announced his retirement. Then, on July 18th, the day the veterans were to report to training camp, all-time rushing great Don Perkins officially retired.

**REPEAT CAPITOL WINS** — Once again the Cowboys rolled to the Capitol Division Championship with an 11-2-1 season. However, the Cowboys failed to win the Eastern Championship when on Dec. 28, the Cowboys lost to Cleveland, 38-14, in the Cotton Bowl.

## 1970

**FIVE STRAIGHT PLAYOFFS** — The Cowboys won their last five games to finish 10-4, claim the Eastern Division championship and make the playoffs for the fifth year in a row. They defeated Detroit, 5-0, in the opening round to get a shot at the National Conference championship.

**FIRST NFC TITLE** — The Cowboys captured the biggest prize of their 11-year history on Jan. 3 when they downed San Francisco, 17-10, for the NFC crown. A 16-13 loss to Baltimore in the Super Bowl Jan. 17 left Dallas with one major goal still unrealized.

## 1971

**TEXAS STADIUM** — The Cowboys opened a new era in their sparkling Irving, Tex., home with a 44-21 victory over the New England Patriots on October 24. Duane Thomas scored the first touchdown in the new stadium, a 56-yard run just two minutes and 16 seconds after the opening kickoff. Attendance was 65,708.

**SIX STRAIGHT PLAYOFFS** — The Cowboys won their last seven games to finish 11-3, claim the Eastern Division championship and make the playoffs for the sixth year in a row. They defeated Minnesota, 20-12, in the opening round.

**SECOND NFC TITLE** — For the second consecutive year, the Cowboys met the San Francisco 49ers in the National Conference showdown. This time Dallas won, 14-3, to qualify for its second straight Super Bowl.

**FIRST WORLD CHAMPIONSHIP** — The Cowboys downed the Miami Dolphins, 24-3, to win Super Bowl VI in New Orleans on Jan. 16. It was the 10th victory in a row for Dallas as Roger Staubach passed for two touchdowns and was named the game's Most Valuable Player.

## 1972

**FIRST 1,000-YARD BACK** — Calvin Hill became the first Dallas player to rush for 1,000 yards when he gained 111 on Dec. 9 against the Washington Redskins in Texas Stadium. Hill wound up with 1,036 yards for the season on a record 245 carries.

**SEVEN STRAIGHT PLAYOFFS** — The Cowboys qualified for the NFL playoffs a record seventh consecutive year, their 10-4 record earning them the National Conference Wild Card berth. Roger Staubach passed for two touchdowns in the last 1½ minutes to give the Cowboys a 30-28 victory at San Francisco in the first round. Then, at Washington on New Year's Eve, Dallas was foiled in its bid for a third straight NFL title when the Redskins won, 26-3.

## 1973

**100 VICTORIES** — The Cowboys and Coach Tom Landry recorded their 100th victory with a 40-3 Texas Stadium win over the New Orleans Saints on Sept. 24. Landry, the only head coach the Cowboys have had, ended the season with a career mark of 108-80-6 to rank ninth on the list of the NFL's all-time winningest coaches.

**EIGHT STRAIGHT PLAYOFFS** — The Cowboys regained the NFC Eastern Division title with a 10-4 record and broke their own NFL record by reaching the playoffs for the eighth year in a row. Dallas defeated Western Division champion Los Angeles in the first round, 27-16, but fell to Central Division winner Minnesota in the NFC Championship Game, 27-10.

## 1974

**FIRST TOP DRAFT CHOICE** — For the first time in their history, the Cowboys had the very first choice in the NFL college draft. The No. 1 pick came to Dallas from Houston in exchange for Tody Smith and Billy Parks. The Cowboys selected Ed "Too Tall" Jones, a 6-9, 260-pound defensive end from Tennessee State.

**PLAYOFFS MISSED** — The Cowboys' record-breaking string of eight straight years in the NFL playoffs was broken when the club's 8-6 record failed to qualify.

## 1975

**LILLY HONORED** — "Mr. Cowboy" was honored on Bob Lilly Day at Texas Stadium at halftime of the Philadelphia game on Nov. 23. It was the first such recognition ever given to a Dallas player. Lilly never missed a game in 14 years with the Cowboys, earning All-Pro honors seven times at defensive tackle before retiring prior to the '75 season.

**TEN STRAIGHT WINNING SEASONS** — The Cowboys' 10-4 record earned them the NFC Wild Card berth in the playoffs. The composite record over 10 straight winning seasons was 101-37-2.

**THIRD NFC TITLE** — After shocking Minnesota in the first round, 17-14 on Roger Staubach's 50-yard "Hail Mary" pass to Drew Pearson, the Cowboys traveled to Los Angeles for the NFC showdown. Staubach threw four touchdown passes, three to Preston Pearson, and Dallas won, 37-7. Pittsburgh won Super Bowl X on Jan. 18 in Miami, 21-17.

## 1976

**MEREDITH, PERKINS HONORED** — Former Cowboys greats Don Meredith and Don Perkins joined Bob Lilly in the "Ring of Honor" at Texas Stadium during halftime ceremonies at the New York Giants game on Nov. 7.

**ELEVEN STRAIGHT WINNING SEASONS** — The Cowboys won the NFC Eastern Division title with their 11-3 record, giving them their 11th straight winning season and 10th playoff berth in that period. A 14-12 first round loss to Los Angeles — the first time Dallas had lost in the first round under the current playoff setup — ended the season.

## 1977

**HOWLEY HONORED** — Former All-Pro linebacker Chuck Howley, a Cowboy from 1961 through 1973, became the fourth member of the Ring of Honor. Howley was honored during ceremonies at halftime of the Detroit Lions game on Oct. 30.



**TWELVE STRAIGHT WINNING SEASONS** — Getting off to an 8-0 start, their best ever, the Cowboys rolled to a 12-2 record, the championship of the NFC East, and their 12th consecutive winning season. They opened their 11th visit to the playoffs in those 12 years with a 37-7 first-round victory over the Chicago Bears at Texas Stadium.

**FOURTH NFC TITLE** — Dallas crushed the Minnesota Vikings at Texas Stadium, 23-6, for National Conference crown No. 4 and the right to meet the Denver Broncos in Super Bowl XII.

**SECOND WORLD CHAMPIONSHIP** — The Cowboys stopped the Denver Broncos, 27-10, to win Super Bowl XII in New Orleans on January 15, 1978. In the process, Dallas tied Minnesota for most Super Bowl appearances (four) and Green Bay, Miami and Pittsburgh for most Super Bowl victories (two). Defensive linemen Harvey Martin and Randy White were named co-Most Valuable Players in the game.

## 1978

**THIRTEEN STRAIGHT WINNING SEASONS** — After a mediocre 6-4 start, the Cowboys won six straight games to finish the expanded regular season with a 12-4 record and their 10th division crown. It marked the Cowboys' 13th consecutive winning season and 12th trip to the playoffs in that span. Dallas rallied to beat Atlanta 27-20 in a divisional playoff at Texas Stadium, sending the Cowboys to their seventh NFC championship game in the past nine years.

**FIFTH NFC TITLE** — Dallas shut out the Rams in Los Angeles 28-0 in the National Conference title game to advance to the Super Bowl a record fifth time, including three of the last four. In the first Super Bowl rematch, Pittsburgh edged the Cowboys 35-31 for the NFL championship on Jan. 21 in Miami's Orange Bowl.

## 1979

**TWENTIETH ANNIVERSARY** — The Cowboys celebrated their 20th anniversary season at halftime of the St. Louis Cardinals game at Texas Stadium on Oct. 21. Stars from each of those 20 seasons plus Coach Tom Landry were introduced during the halftime ceremonies.

**FOURTH STRAIGHT NFC EAST TITLE** — Rallying from a mid-season slump, the Cowboys won their final three games to finish with an 11-5 record, their 11th division championship, including the past four NFC East titles, and 14th consecutive winning season. The Cowboys made their 13th trip to the playoffs in those 14 years, but were eliminated by Los Angeles 21-19 in a divisional playoff at Texas Stadium.

## 1980

**STAUBACH RETIRES** — At a press conference at Texas Stadium on March 31, quarterback Roger Staubach announced his retirement after 11 record-breaking years with the Cowboys. Staubach held all major Cowboys passing records and was the all-time leading NFL passer.

**LILLY ENTERS HALL OF FAME** — Bob Lilly, a seven-time All-Pro defensive tackle in his 14-year career with the Cowboys from 1961-74, became the first Cowboys-only player to be inducted into the Pro Football Hall of Fame. Enshrined along with Lilly on Aug. 2 at Canton, Ohio, were Herb Adderley, who played for the Cowboys from 1970-72, Jim Otto and Deacon Jones.

**FIFTEEN STRAIGHT WINNING SEASONS** — Behind new starting quarterback Danny White, the Cowboys rolled to their 15th consecutive winning season with a surprising 12-4 record, tied for best in the league with Philadelphia and Atlanta. The Cowboys lost the NFC East title to Philadelphia on a tie-breaker, but entered the playoffs for the 14th time in 15 years, this time as a wild card team. The Cowboys beat Los Angeles 34-13 at Texas Stadium in the NFC Wild Card Game and rallied past the Falcons at Atlanta 30-27 to advance to the NFC Championship Game at Philadelphia. But the Cowboys lost 20-7 in their bid for a sixth Super Bowl appearance.

**LANDRY'S 200th VICTORY** — Tom Landry joined George Halas and Curly Lambeau as the only coaches with 200 NFL victories when the Cowboys beat Los Angeles 34-13 on Dec. 28 at Texas Stadium in the NFC Wild Card Game, raising Landry's record to 200-119-6, counting regular season and playoff games.

## 1981

**RENFRO HONORED** — Former All-Pro defensive back Mel Renfro, the Cowboys' all-time leading pass interceptor, became the fifth member of the Cowboys' Ring of Honor. Renfro, who played for Dallas from 1964 through 1977, was honored during halftime ceremonies of the Cowboys-Miami Dolphins game at Texas Stadium Oct. 25.

**TWELFTH DIVISION CHAMPIONSHIP** — The Cowboys regained the NFC Eastern Division Championship, their 12th division title since 1966, with a 12-4 record and tied Oakland's NFL mark of 16 consecutive winning seasons. Entering the playoffs for the 15th time in that span, the Cowboys advanced to the NFC Championship Game for the ninth time in 12 years by routing Tampa Bay 38-0 at Texas Stadium. But for the second year in a row Dallas lost the conference title game. San Francisco scored a last-minute touchdown at Candlestick Park to edge the Cowboys 28-27 for a berth in Super Bowl XVI.

## 1982

**200TH REGULAR-SEASON VICTORY** — The Cowboys beat Washington 24-10 at RFK Stadium on Dec. 5 for the club's and Coach Tom Landry's 200th regular-season victory.

**SEVENTEEN STRAIGHT WINNING SEASONS** — The Cowboys finished the strike-shortened regular season with a 6-3 record to establish an NFL record of 17 consecutive winning seasons. Entering the playoffs for a record-tying eighth straight year and for the 16th time in 17 years, the Cowboys beat Tampa Bay 30-17 and Green Bay 37-26, both at Texas Stadium, to advance to the NFC Championship Game for the third year in a row. But again the Cowboys come up short, losing 31-17 at Washington.

## 1983

**STAUBACH HONORED** — Former quarterback Roger Staubach, who led the Cowboys to four Super Bowls, became the sixth member of the Ring of Honor during halftime ceremonies of the Cowboys-Tampa Bay game on Oct. 9.

**NEW HEADQUARTERS** — Ground was broken on Nov. 29 for the Cowboys' new headquarters and training facility at The Valley Ranch in northwest Dallas County.

**EIGHTEEN STRAIGHT WINNING SEASONS** — The Cowboys extended their NFL record to 18 consecutive winning seasons with a 12-4 finish. The club also set a league record with its ninth straight playoff appearance, qualifying as a wild card entry. The Los Angeles Rams eliminated the Cowboys from the playoffs, however, with a 24-17 upset victory at Texas Stadium in the NFC Wild Card Game on Dec. 26.

## 1984

**SILVER SEASON** — The Cowboys kicked off their 25th anniversary with a news conference at Texas Stadium on Jan. 27. Club President Tex Schramm announced the Cowboys would celebrate their 25th anniversary during 1984 under the theme "Silver Season."

**CLUB SOLD** — The sale of the Cowboys from the Murchison family to an 11-member limited partnership headed by Dallas businessman H. R. "Bum" Bright was approved by NFL owners on March 19 at the league's annual meeting in Honolulu. The sale was completed on May 18.

**COWBOYS CENTER** — The Cowboys and Triland International announced plans on March 27 for Cowboys Center, an innovative joint venture that will develop business opportunities in a conference center, Cowboys ShowPlace, athletic club, sports arena, office park, housing, and retail and restaurant outlets on 200 acres at The Valley Ranch, adjacent to the Cowboys' new headquarters.



# THE SIDELINES



# Dallas Cowboys Cheerleaders

Although the Cowboys have had sideline cheerleaders since their first season, the current phenomenon of the Cowboys Cheerleaders began in 1975.

The Cowboys saw the opportunity to develop a more exciting form of sideline entertainment for football fans. A decision was made to increase the size of the cheerleading squad by holding open auditions in the spring of 1976. About 250 women came to Texas Stadium that year. The number of applicants annually now exceeds 2,000.

In capturing the imaginations of people everywhere, the multi-talented Cheerleaders have made numerous national television appearances, including two highly rated made-for-TV movies about the squad and two special "Love Boat" episodes. The Cheerleaders also have appeared at many charity events and state fairs around the nation.

The Cowboys Cheerleaders also are popular around the world. The squad made its first overseas tour in December 1978, a well-received 10-day visit to Japan. Since 1979 the Cheerleaders have made 10 very successful tours of United States military bases in Korea, West Germany, Greece, Turkey, the Philippines, Lebanon and the Indian Ocean for the United Services Organization (USO) and the Department of Defense.

## 1984-85 COWBOYS CHEERLEADERS

**\*Annie Adkins-Billings**

Teacher

**\*Kim Bateman**

Student

**\*Deanna Childers**

Insurance Secretary

**Susan Dees**

Teacher

**\*Allison Dobson**

Student

**\*Beth Elias**

Student

**Vicki Foster**

Real Estate Agent

**Tamara Fulton**

Secretary

**Sarah Gibson**

Secretary

**Julee Graham**

Salesperson

**Eydie Guevara**

Brokerage Secretary

**\*Leslie Haynes**

Mother

\*Veterans

**Peggy Kinn**

Software Engineer

**\*Debbie Lewis**

Job Placement Supvr.

**Lisa Limbock**

Receptionist

**Lisa Lonvick**

Construction Co. Mkt. Dir.

**Cynthia Love**

Receptionist

**Kelli McGonagill**

Student

**Donna McGowan**

Data Processor

**\*Michele Messer**

Payroll Specialist

**Tina Miller**

Receptionist

**\*Lori Mock**

Insurance Secretary

**Debie Patterson**

Student

**Gina Piazza**

Secretary

**\*Dana Presley**

Land Dev. Pub. Relations

**Suzu Roberts**

Student

**Beverly Rogers**

Student

**Sonja Samuel**

Student

**\*Lori Sandridge**

Marketing Representative

**\*Rebecca Solis**

Receptionist

**Lisa Soriano**

Student

**Kimberly Stevens**

Student

**\*Tisha Sulak**

Student

**Vikki Wells**

Student

# 1984 Halftime Activities

- Aug. 4** — Green Bay . . . Roger Staubach and the Dallas Morning News Sports Fantasy.
- Aug. 16** — Pittsburgh . . . Cowboys salute the United States Olympic team medalists.
- Aug. 25** — Houston . . . Judi Sheppard Missett Jazzercise Show.
- Sept. 16** — Philadelphia . . . Dallas Cowboys Cheerleaders.
- Sept. 23** — Green Bay . . . Combined high school bands from Lawton, Okla. and the Cameron University Band from Lawton present "How the West Was Won."
- Oct. 7** — St. Louis — United States Marine Drum and Bugle Corps from Washington, D.C.
- Oct. 21** — New Orleans . . . Dallas Cowboys Cheerleaders.
- Oct. 28** — Indianapolis . . . Apache Belles and Band from Tyler, Texas, Junior College.
- Nov. 4** — New York Giants . . . Cowboys' "Silver Season" All-Time Team.
- Nov. 22** — New England . . . Cowboys' traditional Thanksgiving Day Show, featuring the Temple, Texas, High School Band, Pepperettes and Chorus.
- Dec. 9** — Washington . . . Dallas Cowboys Cheerleaders.

## THE COWBOYS BAND

The 28-member Dallas Cowboys Band, a brass arrangement featuring a variety of musical sounds from country and western to rock 'n roll, again will be a central ingredient during Cowboys games at Texas Stadium in 1984. Under the direction of Bill Lively, associate vice president for development at Southern Methodist University in Dallas, the Cowboys Band is a vital part of all Texas Stadium pre-game, halftime and post-game activity. The Cowboys Band also is available for conventions, community concerts and other occasions.

## RING OF HONOR

The Cowboys honor former players who made outstanding contributions to the club by inducting them into the Ring of Honor at Texas Stadium. Their names and the years they played are prominently displayed in silver on the wall below the press box at Texas Stadium. Members (and the year inducted) of the Cowboys' Ring of Honor:

1975 — Bob Lilly	1977 — Chuck Howley
1976 — Don Meredith	1981 — Mel Renfro
1976 — Don Perkins	1983 — Roger Staubach

# Cowboys on Radio

The Cowboys again in 1984 will have the largest radio network in the National Football League as Texas State Network begins its third season broadcasting Cowboys games to America. With KRLD Radio of Dallas serving as the flagship station, TSN's Dallas Cowboys Network will be carried on 164 stations in 16 states. Play-by-play announcer Brad Sham heads up the broadcast. In addition, TSN will carry all Cowboys games in Spanish on 15 stations in four states via the Dallas Cowboys Spanish Radio Network with broadcasters Armando Quintero and Mario Montez.

## The TSN Dallas Cowboys Network

**TEXAS:** Abilene, KWKC; Alice, KBIC-FM; Alpine, KVLV; Amarillo, KGNC; Andrews, KACT-FM; Atlanta, KPYN-FM; Austin, KLBJ; Ballinger, KRUN-FM; Beaumont, KTRM; Beeville, KIBL-FM; Belton, KTON, KTON-FM; Big Spring, KBST; Bonham, KFYZ-FM; Bowie, KBAN; Brady, KNEL; Breckenridge, KROO-FM; Bridgeport, KWCS-FM; Brownsville, KBOR; Brownwood, KBWD; Bryan, KTAM; Carthage, KGAS; Center, KLCR-FM; Colorado City, KAUM-FM; Corpus Christi, KSIX; Crockett, KIVY-FM; Daingerfield, KEGG; Dalhart, KXIT; Dallas, KRLD; Del Rio, KDLC; Dumas, KMRE-FM; Eastland, KEAS; Edinburg, KURV; El Campo, KULP, KXGC-FM; Falfurrias, KPSO-FM; Fredericksburg, KNAF, KFAN-FM; Galveston, KILE; Gatesville, KPEP-FM; Gladewater, KES; Graham, KWKO-FM; Granbury, KPAR; Greenville, KGPL; Hallettsville, KRJH; Hereford, KPAN; Houston, KPRC; Junction, KMBL; Kermit, KERB; Lamesa, KPET; Lampasas, KCYL; Laredo, KVOZ; Levelland, KLVT; Liberty, KPXE; Lockhart, KHJK; Longview, KFRO; Lubbock, KFYO; Lufkin, KRBA; Malakoff, KCKL-FM; Marshall, KCUL; Mexia, KYCX-FM; Midland, KCRS; Monahans, KVKM; Mt. Pleasant, KPXI-FM; Nacogdoches, KEEE; Navasota, KWBC; Odessa, KYXX; Orange, KOGT; Ozona, KRCT-FM; Palestine, KNET; Pampa, KSZN; Paris, KPJT; Pecos, KIUN; Perryton, KEYE; Plainview, KVOP; Pleasanton, KBOP-FM; Rusk, KTLU, KWRW-FM; San Angelo, KBIL-FM; San Antonio, WOAI; San Marcos, KCNY; San Saba, KBAL; Sherman, KTXO; Silsbee, KWDX-FM; Snyder, KSNY; Sonora, KVRN-FM; Spearman, KRDF-FM; Stamford, KDWT; Sulphur Springs, KSST; Sweetwater, KXOX-FM; Terrell, KTLF-FM; Tulia, KTUE; Tyler, KTBB; Uvalde, KYUF-FM; Victoria, KCWM; Waco, KNRO-FM; Wichita Falls, KGTM; Woodville, KVLL; Refugio, KPRT-FM; El Paso, KKMJ; McKinney, KMMK-FM; Del Rio, KDLC; Fort Stockton, KPJH-FM.

**ARIZONA:** Coolidge, KQEZ-FM; Phoenix, KOY; Tucson, KNST.

**ARKANSAS:** Ashdown, KMLA-FM; Camden, KAMD.

**COLORADO:** Engelwood (Denver), KJJZ; Gunnison, KVLE-FM.

**LOUISIANA:** Baton Rouge, WLCS; Denham Springs, WLBI; Lake Charles, KLCL; New Orleans, WNOE; Oak Grove, KWCL AM/FM; Rayville, KXLA; Shreveport, KOKA; Springhill, KTKC-FM.

**MISSISSIPPI:** Aberdeen, WMPA; Brookhaven, WMRO-FM; Clinton, WHJT-FM; Corinth, WCMA; Laurel, WAML; Quitman, WBFN/WYKQ; Vicksburg, WKVY-FM.

**NEW MEXICO:** Alamogordo, KPS-A; Albuquerque, KOB; Artesia, KSPV, KTZA-FM; Belen, KARS; Clayton, KLMX; Espanola, KEVR-FM; Farmington, KWYK-FM; Gallup, KGAK; Hobbs, KUUX; Portales, KENM, KNIT-FM; Roswell, KBIM-FM; Santa Rosa, KSYX.

**OKLAHOMA:** Ardmore, KVSO; Chickasha, KWCO; Clinton, KKCC; Durant, KLBC-FM; Frederick, KYBE-FM; McAlester, KMCO-FM; Muskogee, KMUS; Oklahoma City, KTOK; Okmulgee, KOKL, KOKL-FM; Pauls Valley, KGOK-FM; Pawhuska, KXVQ; Sand Springs, KTOW; Weatherford, KBXR-FM; Wewoka, KWSH.

**TENNESSEE:** Erwin, WXIS-FM; Millington, WMPS.

**ALABAMA:** Florence, WXOR.

**CALIFORNIA:** Thousand Oaks, KFOX-FM.

**HAWAII:** Honolulu, KHVH.

**ILLINOIS:** Belleville, WIBV.

**IOWA:** Des Moines, KWKY.

**UTAH:** Blanding, KUTA.

## The Dallas Cowboys Spanish Radio Network

**ARIZONA:** Phoenix, KVVA.

**CALIFORNIA:** Merced, KNTO-FM; San Diego, XEXX.

**TEXAS:** Alice, KDSI; Corpus Christi, KFLZ-FM; Dallas/Fort Worth, KESS-FM; Del Rio, XEAE; Eagle Pass, XEMU; El Paso, XEROK; Laredo, XEAS; McAllen, XERKS; Midland/Odessa, KWEL; Pecos, KPTX-FM; San Antonio, KVAR.

**UTAH:** West Jordan, KZZI.

# Cowboys Attendance Records

## TOTAL ATTENDANCE

Year	Home Games (No.)	Avg.	Percent Change	Road Games (No.)	Pre-Season Games (No.)	Post Season Games	Grand Total
1960—	128,500( 6)	21,417	—	214,820( 6)	120,284( 6)	—	463,604
1961—	172,000( 7)	24,571	+33.9%	251,443( 7)	97,584( 5)	—	521,027
1962—	152,446( 7)	21,778	-11.4%	278,807( 7)	178,683( 5)	—	609,936
1963—	188,727( 7)	26,961	+23.8%	280,062( 7)	214,290( 5)	—	683,079
1964—	268,661( 7)	38,380	+42.3%	356,339( 7)	207,751( 5)	—	832,751
1965—	388,912( 7)	55,559	+44.8%	366,390( 7)	199,395( 5)	65,569	1,020,266
1966—	473,373( 7)	67,625	+21.7%	408,889( 7)	238,186( 5)	75,504	1,195,952
1967—	460,476( 7)	65,782	- 2.7%	402,843( 7)	278,511( 5)	121,647	1,263,477
1968—	470,110( 7)	67,158	+ 2.1%	401,626( 7)	300,909( 6)	104,458	1,277,103
1969—	443,352( 7)	63,336	- 5.7%	434,477( 7)	384,095( 6)	100,472	1,362,396
1970—	411,531( 7)	58,790	- 7.2%	398,377( 7)	347,327( 6)	212,847	1,370,082
1971—	466,220( 7)	66,603	+13.3%	416,043( 7)	375,250( 6)	196,716	1,454,229
1972—	446,990( 7)	63,856	- 4.1%	391,852( 7)	474,273( 7)	114,343	1,427,458
1973—	433,030( 7)	61,861	- 3.1%	423,177( 7)	355,994( 6)	128,815	1,341,016
1974—	373,435( 7)	53,348	-13.8%	378,233( 7)	284,620( 6)	—	1,036,288
1975—	402,294( 7)	57,471	+ 7.7%	404,073( 7)	273,567( 6)	211,095	1,291,029
1976—	412,698( 7)	58,957	+ 2.6%	414,867( 7)	320,564( 6)	62,436	1,210,565
1977—	432,885( 7)	61,840	+ 5.0%	398,486( 7)	329,549( 6)	201,288	1,362,208
1978—	498,865( 8)	62,358	+ 0.9%	484,905( 8)	260,344( 4)	206,464	1,450,578
1979—	508,965( 8)	63,621	+ 0.2%	488,432( 8)	268,989( 5)	64,792	1,331,178
1980—	477,378( 8)	59,672	- 6.2%	492,828( 8)	244,612( 4)	195,251	1,410,069
1981—	511,541( 8)	63,943	+ 7.2%	502,392( 8)	243,849( 4)	125,373	1,383,155
1982—	269,981( 5)	53,996	-15.6%	217,153( 4)	208,057( 4)	184,059	879,250
1983—	505,793( 8)	63,224	+17.1%	481,230( 8)	217,621( 4)	43,521	1,248,165
Total—	9,298,163(170)	54,695	—	9,287,744(169)	6,424,304(127)	2,414,650	27,424,861

## \*LARGEST CROWDS

### Home

80,259 — Dallas 26, Cleveland 14; Nov. 24, 1966.  
76,965 — Dallas 31, St. Louis 17; Dec. 4, 1966.

### Away

84,850 — Cleveland 42, Dallas 10; Nov. 2, 1969.  
84,728 — Dallas 17, New Orleans 3; Nov. 3, 1968.

## SMALLEST CROWDS

### Home

†10,000 — San Francisco 26, Dallas 14; Nov. 20, 1960.  
12,692 — Chicago 34, Dallas 33; Nov. 18, 1962.

### Away

4,954 — Dallas 38, Minnesota 13; Aug. 5, 1961 in Sioux Falls, S.D.  
14,102 — St. Louis 52, Dallas 20; Dec. 9, 1962.  
\*Cowboys-Rams played before 87,381 in pre-season, Aug. 8, 1969 in Los Angeles.  
†Estimated; no turnstiles in Cotton Bowl in 1960 and 1961.

## SELLOUT STREAKS

Longest home sellout streak — 44 straight games (began 10/16/77 vs. Washington, ended 11/21/82 vs. Tampa Bay (regular season and playoffs))

Last home non-sellout (regular season and playoffs) — 11/25/82 vs. Cleveland (13 straight)

Last road non-sellout (regular season and playoffs) — 9/9/79 @ San Francisco (38 straight)



# Final 1983 NFL Standings

## AFC

### EASTERN DIVISION

*Miami	12	4	0	.750	389	250
N. England	8	8	0	.500	274	289
Buffalo	8	8	0	.500	283	35.
Baltimore	7	9	0	.438	264	354
N.Y. Jets	7	9	0	.438	313	331

### CENTRAL DIVISION

*Pittsburgh	10	6	0	.625	355	303
Cleveland	9	7	0	.563	356	342
Cincinnati	7	9	0	.438	346	302
Houston	2	14	0	.125	288	460

### WESTERN DIVISION

*Raiders	12	4	0	.750	442	338
†Seattle	9	7	0	.563	403	397
†Denver	9	7	0	.563	302	327
San Diego	6	10	0	.375	358	462
Kansas City	6	10	0	.375	386	367

\*Division Champion  
†Wild Card Playoff Team

### WILD CARD GAME

@ Seattle 31, Denver 7

### DIVISIONAL PLAYOFFS

Seattle 27, @ Miami 20  
@ L.A. Raiders 38, Pittsburgh 10

### CONFERENCE CHAMPIONSHIP

@ L.A. Raiders 30, Seattle 14

## NFC

### EASTERN DIVISION

*Washington	14	2	0	.875	541	332
†Dallas	12	4	0	.750	479	360
St. Louis	8	7	1	.531	374	428
Philadelphia	5	11	0	.313	233	322
N.Y. Giants	3	12	1	.219	267	347

### CENTRAL DIVISION

*Detroit	9	7	0	.563	347	286
Green Bay	8	8	0	.500	429	439
Chicago	8	8	0	.500	311	301
Minnesota	8	8	0	.500	316	348
Tampa Bay	2	14	0	.125	241	380

### WESTERN DIVISION

*San Fran.	10	6	0	.625	432	293
†L.A. Rams	9	7	0	.563	361	344
New Orleans	8	8	0	.500	319	337
Atlanta	7	9	0	.438	370	389

### WILD CARD GAME

L.A. Rams 24 @ Dallas 17

### DIVISIONAL PLAYOFFS

@ Washington 51, L.A. Rams 7  
@ San Francisco 24, Detroit 23

### CONFERENCE CHAMPIONSHIP

@ Washington 24, San Francisco 21

## SUPER BOWL XVIII

L.A. Raiders 38, Washington 9

## AFC-NFC PRO BOWL

NFC 45, AFC 3

# 1984 NFL Post Season Games

SUNDAY, DECEMBER 23  
WILD CARD GAMES

SATURDAY, DECEMBER 29  
AFC AND NFC DIVISIONAL PLAYOFFS

SUNDAY, DECEMBER 30  
AFC AND NFC DIVISIONAL PLAYOFFS

SUNDAY, JANUARY 6  
AFC CHAMPIONSHIP GAME  
NFC CHAMPIONSHIP GAME

SUNDAY, JANUARY 20  
SUPER BOWL XIX (Palo Alto, Ca.)

SUNDAY, JANUARY 27  
AFC-NFC PRO BOWL  
AT HONOLULU, HAWAII

**MONDAY, OCT. 22**

L.A. Rams at Atlanta ..... 9:00

**SUNDAY, OCT. 28 (9th Weekend)**

Atlanta at Pittsburgh ..... 4:00  
 Buffalo at Miami ..... 4:00  
 Cincinnati at Houston ..... 12:00  
 Denver at L.A. Raiders ..... 1:00  
 Detroit at Green Bay ..... 12:00  
 Indianapolis at Dallas ..... 12:00  
 Minnesota at Chicago ..... 12:00  
 New Orleans at Cleveland ..... 1:00  
 N.Y. Jets at New England ..... 1:00  
 St. Louis at Philadelphia ..... 1:00  
 San Francisco at L.A. Rams ..... 1:00  
 Tampa Bay at Kansas City ..... 12:00  
 Washington at N.Y. Giants ..... 4:00

**MONDAY, OCT. 29**

Seattle at San Diego ..... 6:00

**SUNDAY, NOV. 4 (10th Weekend)**

Cincinnati at San Francisco ..... 1:00  
 Cleveland at Buffalo ..... 1:00  
 Green Bay at New Orleans ..... 12:00  
 Houston at Pittsburgh ..... 1:00  
 Kansas City at Seattle ..... 1:00  
 L.A. Raiders at Chicago ..... 12:00  
 L.A. Rams at St. Louis ..... 3:00  
 Miami at New York Jets ..... 4:00  
 New England at Denver ..... 2:00  
 New York Giants at Dallas ..... 12:00  
 Philadelphia at Detroit ..... 1:00  
 San Diego at Indianapolis ..... 1:00  
 Tampa Bay at Minnesota ..... 12:00

**MONDAY, NOV. 5**

Atlanta at Washington ..... 9:00

**SUNDAY, NOV. 11 (11th Weekend)**

Buffalo at New England ..... 1:00  
 Chicago at L.A. Rams ..... 1:00  
 Dallas at St. Louis ..... 12:00  
 Denver at San Diego ..... 1:00  
 Detroit at Washington ..... 1:00  
 Houston at Kansas City ..... 12:00  
 Indianapolis at New York Jets ..... 1:00  
 Minnesota v. Green Bay at Mil. 12:00  
 New Orleans at Atlanta ..... 1:00  
 New York Giants at Tampa Bay 4:00  
 Philadelphia at Miami ..... 1:00  
 Pittsburgh at Cincinnati ..... 1:00  
 San Francisco at Cleveland ..... 1:00

**MONDAY, NOV. 12**

L.A. Raiders at Seattle ..... 6:00

**SUNDAY, NOV. 18 (12th Weekend)**

Cleveland at Atlanta ..... 1:00  
 Dallas at Buffalo ..... 1:00  
 Detroit at Chicago ..... 12:00  
 Kansas City at L.A. Raiders ..... 1:00  
 L.A. Rams v. Green Bay at Mil. 12:00  
 Miami at San Diego ..... 1:00  
 Minnesota at Denver ..... 2:00  
 New England at Indianapolis ..... 1:00  
 New York Jets at Houston ..... 3:00  
 St. Louis at New York Giants ..... 1:00  
 Seattle at Cincinnati ..... 1:00  
 Tampa Bay at San Francisco ..... 1:00  
 Washington at Philadelphia ..... 1:00

**MONDAY, NOV. 19**

Pittsburgh at New Orleans ..... 8:00

**THURSDAY, NOV. 22 (13th Weekend)**

(Thanksgiving Day)  
 Green Bay at Detroit ..... 12:30  
 New England at Dallas ..... 12:00

**SUNDAY, NOV. 25**

Atlanta at Cincinnati ..... 1:00  
 Buffalo at Washington ..... 1:00  
 Chicago at Minnesota ..... 3:00  
 Houston at Cleveland ..... 1:00  
 Indianapolis at L.A. Raiders ..... 1:00  
 Kansas City at N.Y. Giants ..... 1:00  
 L.A. Rams at Tampa Bay ..... 1:00  
 Philadelphia at St. Louis ..... 12:00  
 San Diego at Pittsburgh ..... 1:00  
 San Francisco at New Orleans ..... 3:00  
 Seattle at Denver ..... 2:00

**MONDAY, NOV. 26**

New York Jets at Miami ..... 9:00

**THURSDAY, NOV. 29 (14th Weekend)**

Washington at Minnesota ..... 9:00

**SUNDAY, DEC. 2**

Cincinnati at Cleveland ..... 1:00  
 Dallas at Philadelphia ..... 1:00  
 Denver at Kansas City ..... 12:00  
 Detroit at Seattle ..... 1:00  
 Indianapolis at Buffalo ..... 1:00  
 L.A. Raiders at Miami ..... 4:00  
 New Orleans at L.A. Rams ..... 1:00  
 N.Y. Giants at N.Y. Jets ..... 1:00  
 Pittsburgh at Houston ..... 12:00  
 St. Louis at New England ..... 1:00  
 San Francisco at Atlanta ..... 1:00  
 Tampa Bay at Green Bay ..... 12:00

**MONDAY, DEC. 3**

Chicago at San Diego ..... 6:00

**SATURDAY, DEC. 8 (15th Weekend)**

Buffalo at New York Jets ..... 12:30  
 Minnesota at San Francisco ..... 1:00

**SUNDAY, DEC. 9**

Atlanta at Tampa Bay ..... 1:00  
 Cincinnati at New Orleans ..... 12:00  
 Cleveland at Pittsburgh ..... 1:00  
 Green Bay at Chicago ..... 12:00  
 Houston at L.A. Rams ..... 1:00  
 Miami at Indianapolis ..... 1:00  
 New England at Philadelphia ..... 1:00  
 New York Giants at St. Louis ..... 12:00  
 San Diego at Denver ..... 2:00  
 Seattle at Kansas City ..... 12:00  
 Washington at Dallas ..... 3:00

**MONDAY, DEC. 10**

L.A. Raiders at Detroit ..... 9:00

**FRIDAY, DEC. 14 (16th Weekend)**

L.A. Rams at San Francisco ..... 6:00

**SATURDAY, DEC. 15**

Denver at Seattle ..... 1:00  
 New Orleans at N.Y. Giants ..... 12:30

**SUNDAY, DEC. 16**

Buffalo at Cincinnati ..... 1:00  
 Chicago at Detroit ..... 1:00  
 Cleveland at Houston ..... 12:00  
 Green Bay at Minnesota ..... 12:00  
 Indianapolis at New England ..... 1:00  
 Kansas City at San Diego ..... 1:00  
 New York Jets at Tampa Bay ..... 1:00  
 Philadelphia at Atlanta ..... 4:00  
 Pittsburgh at L.A. Raiders ..... 1:00  
 St. Louis at Washington ..... 1:00

**MONDAY, DEC. 17**

Dallas at Miami ..... 9:00





# 1984 NATIONAL FOOTBALL LEAGUE SCHEDULE

(All times local)



## SUNDAY, SEPT. 2 (1st Weekend)

Atlanta at New Orleans	12:00
Cincinnati at Denver	2:00
Cleveland at Seattle	1:00
Kansas City at Pittsburgh	1:00
L.A. Raiders at Houston	3:00
Miami at Washington	1:00
New England at Buffalo	1:00
New York Jets at Indianapolis	4:00
Philadelphia at N.Y. Giants	1:00
St. Louis at Green Bay	12:00
San Diego at Minnesota	12:00
San Francisco at Detroit	1:00
Tampa Bay at Chicago	12:00

## MONDAY, SEPT. 3

Dallas at L.A. Rams	6:00
---------------------	------

## THURSDAY, SEPT. 6 (2nd Weekend)

Pittsburgh at New York Jets	9:00
-----------------------------	------

## SUNDAY, SEPT. 9

Buffalo at St. Louis	12:00
Cleveland at L.A. Rams	1:00
Dallas at New York Giants	1:00
Denver at Chicago	12:00
Detroit at Atlanta	1:00
Green Bay at L.A. Raiders	1:00
Indianapolis at Houston	3:00
Kansas City at Cincinnati	1:00
Minnesota at Philadelphia	1:00
New England at Miami	1:00
San Diego at Seattle	1:00
Tampa Bay at New Orleans	12:00

## MONDAY, SEPT. 10

Washington at San Francisco	6:00
-----------------------------	------

## SUNDAY, SEPT. 16 (3rd Weekend)

Atlanta at Minnesota	12:00
Chicago at Green Bay	12:00
Cincinnati at New York Jets	1:00
Denver at Cleveland	9:00
Detroit at Tampa Bay	4:00
Houston at San Diego	1:00
L.A. Raiders at Kansas City	12:00
L.A. Rams at Pittsburgh	4:00
New Orleans at San Francisco	1:00
N.Y. Giants at Washington	4:00
Philadelphia at Dallas	3:00
St. Louis at Indianapolis	1:00
Seattle at New England	1:00

## MONDAY, SEPT. 17

Miami at Buffalo	9:00
------------------	------

## SUNDAY, SEPT. 23 (4th Weekend)

Chicago at Seattle	1:00
Green Bay at Dallas	3:00
Houston at Atlanta	1:00
Indianapolis at Miami	4:00
Kansas City at Denver	2:00
L.A. Rams at Cincinnati	1:00
Minnesota at Detroit	1:00
New York Jets at Buffalo	1:00
Pittsburgh at Cleveland	1:00
St. Louis at New Orleans	12:00
San Francisco at Philadelphia	1:00
Tampa Bay at New York Giants	4:00
Washington at New England	1:00

## MONDAY, SEPT. 24

San Diego at L.A. Raiders	6:00
---------------------------	------

## SUNDAY, SEPT. 30 (5th Weekend)

Atlanta at San Francisco	1:00
Buffalo at Indianapolis	1:00
Cleveland at Kansas City	12:00
Dallas at Chicago	12:00
Detroit at San Diego	1:00
Green Bay at Tampa Bay	4:00
L.A. Raiders at Denver	2:00
Miami at St. Louis	12:00
New England at New York Jets	1:00
New Orleans at Houston	3:00
New York Giants at L.A. Rams	1:00
Philadelphia at Washington	4:00
Seattle at Minnesota	12:00

## MONDAY, OCT. 1

Cincinnati at Pittsburgh	9:00
--------------------------	------

## SUNDAY, OCT. 7 (6th Weekend)

Atlanta at L.A. Rams	1:00
Denver at Detroit	1:00
Houston at Cincinnati	4:00
Miami at Pittsburgh	1:00
Minnesota at Tampa Bay	1:00
New England at Cleveland	1:00
New Orleans at Chicago	12:00
New York Jets at Kansas City	12:00
Philadelphia at Buffalo	1:00
St. Louis at Dallas	12:00
San Diego at Green Bay	3:00
Seattle at L.A. Raiders	1:00
Washington at Indianapolis	1:00

## MONDAY, OCT. 8

San Francisco at N.Y. Giants	9:00
------------------------------	------

## SUNDAY, OCT. 14 (7th Weekend)

Buffalo at Seattle	1:00
Chicago at St. Louis	12:00
Cincinnati at New England	1:00
Dallas at Washington	4:00
Houston at Miami	1:00
Indianapolis at Philadelphia	1:00
L.A. Rams at New Orleans	12:00
Minnesota at L.A. Raiders	1:00
New York Giants at Atlanta	1:00
New York Jets at Cleveland	1:00
Pittsburgh at San Francisco	1:00
San Diego at Kansas City	12:00
Tampa Bay at Detroit	1:00

## MONDAY, OCT. 15

Green Bay at Denver	7:00
---------------------	------

## SUNDAY, OCT. 21 (8th Weekend)

Chicago at Tampa Bay	1:00
Cleveland at Cincinnati	1:00
Denver at Buffalo	1:00
Detroit at Minnesota	12:00
Kansas City at New York Jets	4:00
L.A. Raiders at San Diego	1:00
Miami at New England	1:00
New Orleans at Dallas	9:00
N.Y. Giants at Philadelphia	1:00
Pittsburgh at Indianapolis	1:00
San Francisco at Houston	3:00
Seattle v. Green Bay at Mil.	12:00
Washington at St. Louis	12:00

(Continued on Inside Back Cover)