



83★COWBOYS

## FINGERTIP INFORMATION

OFFICE ADDRESS — 6116 North Central Expressway • Dallas, Texas 75206

OFFICE TELEPHONE — 214/369-8000

HOME FIELD — Texas Stadium (Capacity 65,101)

COLORS — Royal Blue, Metallic Silver Blue and White

### TICKET INFORMATION

Reserved Seats — \$15.00

### COWBOYS TICKET OUTLETS

DALLAS — COWBOYS TICKET OFFICE, 6116 N. Central Expressway.

FORT WORTH — CENTRAL TICKET AGENCY.

### INDEX

Attendance Records .....	165	NFL Data	
Big Days/Playoffs .....	143	Leaders, 1982 .....	166
Big Days/Regular Season .....	134	Player Personnel Guide .....	81
Cheerleaders .....	162	Post Season, 1933-1982 .....	160
Coaches .....	4-13	Post Season, 1983 .....	168
Cowboys Band .....	163	Schedule, 1983 .....	Back Cover
Cowboys' Won-Lost Record .....	144	Standings, 1982 .....	168
Directory .....	2	Opponents, 1983 .....	94-101
Draft List (1961-83) .....	86-90	Players	
Halftime Activities .....	163	Biographies, Rookies .....	74-78
Highlight Film .....	79	Biographies, Veterans .....	16-73
Historical Highlights .....	154-159	Roster, All-Time .....	82-83
Honors .....	91	Roster, All-Time College .....	92
How Cowboys Were Built .....	80	Roster, 1983 .....	Centerspread
Last Time .....	144	Preseason Results, All-Time .....	152
Largest Margin of Victory/Defeat .....	133	Radio .....	164
Longest Plays/Playoffs .....	143	Records/Playoff .....	138-142
Longest Plays/Regular Season .....	136	Records/Regular Season .....	116-131
Management .....	3	Results, All-Time .....	148
Miscellaneous Records, Playoffs .....	140	Results (1982 Game by Game) .....	102-105
Miscellaneous Records, Season .....	132	Ring of Honor .....	57
NFC Championship Game .....	108	Road Itinerary .....	146
NFL Man of Year .....	45	Schedule, 1983 .....	1
		Statistical Leaders, All-Time .....	110-111
		Statistical Leaders, by Years .....	112-115
		Statistics, 1982 .....	106
		Super Bowl Tournament .....	107
		Thanksgiving Day Record .....	146
		What to Look For .....	14

### TELEPHONE NUMBERS

Atlanta ....(404) 588-1111	Houston ... (713) 797-9111	N.Y. Jets ..(212) 421-6600
Baltimore ..(301) 356-9600	Kansas City (816) 924-9300	Philadelphia (215) 463-2500
Buffalo ....(716) 648-1800	L.A. Raiders (213) 322-3451	Pittsburgh ..(412) 323-1200
Chicago ... (312) 295-6600	L.A. Rams ..(714) 535-7267	St. Louis ... (314) 421-0777
Cincinnati ..(513) 621-3550	Miami .....(305) 576-1000	San Diego ..(714) 280-2111
Cleveland ..(216) 696-5555	Minnesota ..(612) 828-6500	San Fran. ..(415) 365-3420
Denver ....(303) 296-1982	New England (617) 543-7911	Seattle ....(206) 827-9777
Detroit ....(313) 335-4131	New Orleans (504) 587-3034	Tampa Bay (813) 870-2700
Green Bay ..(414) 494-2351	N.Y. Giants (201) 935-8111	Washington (703) 471-9100

# 1983 Schedule

## PRESEASON GAMES

DATE	OPPONENT	LOCAL TIME	DALLAS TIME
<b>SAT., AUG. 6</b>	<b>MIAMI DOLPHINS</b> .....	8:00 p.m.	
Mon., Aug. 15	at Los Angeles Rams .....	7:00 p.m.	9:00 p.m.
<b>SAT., AUG. 20</b>	<b>PITTSBURGH STEELERS</b> .....	8:00 p.m.	
<b>SAT., AUG. 27</b>	<b>HOUSTON OILERS</b> .....	8:00 p.m.	

## REGULAR SEASON GAMES

DATE	OPPONENT	LOCAL TIME	DALLAS TIME
Mon., Sept. 5	at Washington Redskins .....	9:00 p.m.	8:00 p.m.
Sun., Sept. 11	at St. Louis Cardinals .....	12:00 noon	
<b>SUN., SEPT. 18</b>	<b>NEW YORK GIANTS</b> .....	<b>3:00 p.m.</b>	
<b>SUN., SEPT. 25</b>	<b>NEW ORLEANS SAINTS</b> .....	<b>12:00 noon</b>	
Sun., Oct. 2	at Minnesota Vikings .....	12:00 noon	
<b>SUN., OCT. 9</b>	<b>TAMPA BAY BUCCANEERS</b> .....	<b>3:00 p.m.</b>	
Sun., Oct. 16	at Philadelphia Eagles .....	4:00 p.m.	3:00 p.m.
<b>SUN., OCT. 23</b>	<b>LOS ANGELES RAIDERS</b> .....	<b>8:00 p.m.</b>	
Sun., Oct. 30	at New York Giants .....	1:00 p.m.	12:00 noon
<b>SUN., NOV. 6</b>	<b>PHILADELPHIA EAGLES</b> .....	<b>12:00 noon</b>	
Sun., Nov. 13	at San Diego Chargers .....	1:00 p.m.	3:00 p.m.
<b>SUN., NOV. 20</b>	<b>KANSAS CITY CHIEFS</b> .....	<b>3:00 p.m.</b>	
<b>THURS., NOV. 24</b>	<b>ST. LOUIS CARDINALS</b> .....	<b>3:00 p.m.</b>	
Sun., Dec. 4	at Seattle Seahawks .....	1:00 p.m.	3:00 p.m.
<b>SUN., DEC. 11</b>	<b>WASHINGTON REDSKINS</b> .....	<b>3:00 p.m.</b>	
Mon., Dec. 19	at San Francisco 49ers .....	6:00 p.m.	8:00 p.m.

## 1983 Training Camp Data

### LOCATION

California Lutheran College  
Conejo Hall  
3270 Campus Drive South  
Thousand Oaks, California 91360

### DATES:

July 10 through August 19  
After August 19, back home  
in Dallas

### REPORTING DATES:

Rookies report on Sun., July 10  
Veterans report on Thurs., July 21

### PHONE NUMBERS:

Tex Schramm ....805/492-0247  
Gil Brandt .....805/492-0244  
Joe Bailey .....805/493-1374  
Dan Werner .....805/492-0245  
Doug Todd .....805/492-0292  
Greg Aiello .....805/492-0254  
School Switchboard 805/493-1537  
Telecopier Line ...805/493-1376  
TWX Line .....910/336-1104

Note to Media: The "Dial-a-Cowboy" number is 214/487-1111. Dial that number any time of the day or night for a taped interview with a Dallas player or coach.



# COWBOYS CLUB DIRECTORY

**Chairman of the Board:** Clint W. Murchison, Jr.  
**President and General Manager:** Texas E. Schramm  
**Vice President-Personnel Development:** Gil Brandt  
**Vice President-Treasurer:** Don Wilson  
**Vice President-Administration:** Joe Bailey

---

## Coaching:

**Tom Landry**—Head Coach  
**Jim Myers**—Assistant Head Coach/  
Offensive Line  
**Ermal Allen**—Research &  
Development  
**Neill Armstrong**—Research &  
Development  
**Al Lavan**—Running Backs  
**Alan Lowry**—Special Teams  
**Dick Nolan**—Receivers  
**Jim Shofner**—Quarterbacks  
**Gene Stallons**—Defensive Backs  
**Ernie Stautner**—Defensive  
Coordinator/Defensive Line  
**Jerry Tubbs**—Linebackers  
**Bob Ward**—Conditioning  
**Marge Anderson**—Secretary  
**Barbara Goodman**—Secretary

## Scouting:

**Bob Griffin**—Scout  
**Mike Hagen**—Scout  
**Ron Hill**—Scout  
**Charlie Mackey**—Scout  
**Ron Marclniak**—Scout  
**John Wooten**—Scout  
**Walt Yowarsky**—Scout  
**Tula Johnapelus**—Secretary  
**Hazel Nichols**—Secretary

## Medical:

**Don Cochren**—Trainer  
**Ken Locker**—Assistant Trainer  
**Dr. Marvin P. Knight**  
**Dr. J. Pat Evans**  
**Dr. J. R. Zamorano**

## Counseling Services:

**Larry Wansley**—Director

## Photography:

**Bob Friedman**—Director  
**Robert Blackwell**—Assistant

## Equipment:

**Buck Buchanan**—Manager  
**Jerry Fowler**—Assistant  
**Otis Jackson**—Assistant

## Administration:

**Dan Werner**—Business Manager  
**Jill Buckley**—Secretary  
**Kathy Coleman**—Accounting  
**Claudia Hanbury**—Secretary  
**Pat Miller**—Accounting  
**Tina Ogden**—Receptionist  
**Deana Patterson**—Office Aide

## Public Relations:

**Doug Todd**—Director  
**Greg Alello**—Assistant Director  
**Jerri Mote**—Secretary

## Box Office:

**Kay Lang**—Ticket Manager  
**Ann Lloyd**—Assistant Manager  
**Dave Pelletier**—Assistant  
**Mary Reed**—Assistant

## Cheerleaders:

**Suzanne Mitchell**—Director  
**Shannon Werthmann**—  
Choreographer  
**Debbie Bond**—Assistant Director

## Entertainment:

**Jim Skinner**—Halftime Director  
**Bill Lively**—Band Director

## Cowboys Weekly:

**Steve Perkins**—Editor  
**Carlton Stowers**—Associate Editor  
**Israel Aguilar**—Editor/  
Spanish Edition  
**Peggie Bullock**—Advertising  
Manager  
**Ellene Gish**—Circulation Manager  
**Sharon Smith**—Circulation Assistant  
**Molly Shepard**—Assistant

---

## Home Phone Numbers:

**Tex Schramm** 363-6665  
**Gil Brandt** 369-6689  
**Joe Bailey** 352-5619  
**Doug Todd** 231-4766  
**Greg Alello** 349-7967

# THE MANAGEMENT



**MURCHISON**



**SCHRAMM**



**BRANDT**

The same management team that started with the Dallas Cowboys in 1960 began its 24th season intact in 1983, a remarkable achievement and a key factor in the club's success.

Under the direction of Chairman of the Board Clint W. Murchison Jr., President and General Manager Tex Schramm, Vice President for Personnel Development Gil Brandt and Coach Tom Landry, the Dallas Cowboys have developed into a model of consistency on the field that is a reflection of the team's stability in the front office.

The Cowboys' management has steered the club through an NFL record 17 straight winning seasons, 16 trips to the playoffs, a record five Super Bowl appearances and two world championships.

Schramm oversees the day-to-day operation of the Cowboys. In 1966 he was named president of the team, but also retained his position as general manager.

A journalism graduate of the University of Texas, Schramm joined the Los Angeles Rams as publicity director in 1947 after two years as a sports writer and sports editor at the Austin American-Statesman. In a 10-year career with the Rams he rose from publicity director, to assistant to the president, to general manager.

Schramm left the Rams in 1957 to join CBS as assistant director of sports. He put together the first network telecast of the Olympics, but following those Winter Games of 1960 in Squaw Valley, Calif., Schramm returned to pro football upon being hired by Clint Murchison to run the new Dallas NFL franchise.

In the spring of 1977 Schramm received an honorary degree (Doctor of Humane Letters) from California Lutheran College. After the Cowboys won the Super Bowl that season Schramm was named NFL Executive of the Year by the Sporting News, and in 1978 he received the Bert Bell Award for outstanding executive leadership in the NFL.

Brandt directs the Cowboys' scouting operation and supervises the signing of all players. A Milwaukee native and graduate of the University of Wisconsin, Brandt was a baby photographer and part-time scout for the Rams under Schramm when his flair for discovering talent led to his being hired by the Cowboys.



## THE COACH

Mysteries beget questions. The Tom Landry mystery begets these: "How does he do it? How does he keep the Cowboys winning year after year after year? . . ."

Landry has become one of the most unique success stories in NFL coaching history. In a business of few secrets, Tom Landry has accomplished something to which all coaches aspire but few attain — consistently fielding championship caliber teams. He has driven the Cowboys through the barriers that send most NFL clubs through cycles of ups and downs.

Starting as a 35-year-old rookie head coach with an expansion team in 1960, Landry endured five straight losing seasons before finishing 7-7 in 1965. The club's record through the first six years was a dismal 25-53-4.

But beginning with a 10-3-1 mark in 1966, the Cowboys' ledger reads 177-62-2, giving Dallas the NFL's best record over the past 17 years. The Cowboys own the NFL's best record since the 1970 NFL-AFL merger, 135-50. They also had the league's best record of the 1970s, 105-39, 119-46 including playoffs.

Landry has guided the Cowboys through an NFL-record 17 consecutive winning seasons, including 16 trips to the playoffs for appearances in a league-record 34 playoff games. Landry's clubs have won 12 division championships and five NFC championships for a record five Super Bowl trips. The Cowboys have advanced to 10 of 13 NFC Championship Games since the game was instituted in 1970. And the Cowboys have won two world championships with victories in Super Bowls VI and XII.

The dean of NFL coaches in his 24th season, Landry ranked third on the list of all-time winningest NFL coaches with a 202-115-6 regular season record (plus 20-14 in playoffs) entering 1983, trailing only George Halas (320 victories) and Curly Lambeau (231).

Landry, the winningest active coach in the NFL, is one of only four coaches with 200 NFL victories. Only Lambeau, who coached Green Bay 29 straight seasons from 1921-49, has coached an NFL

team for more consecutive years than Landry has coached the Cowboys.

Recognized as one of football's greatest innovators, Landry believes the most important quality he must convey to his players is leadership.

"What they see in me, hopefully, is that I'm always in control of the situation," Landry says, "and they're confident it will work out the way it should. That's leadership in a strong way. Players look at the coach first. If he doesn't appear confident, or looks defeated, then all of a sudden they are defeated. That's the one thing I hope they see in me — that I am in control of the situation and I am confident things will work out."

What does Landry enjoy most from his work?

"Watching young players develop," he explains. "That's why you're in this business — to work with young players, see their enthusiasm, see them achieve and reach their potential. It gives you a good feeling."

Wrote former Cowboys quarterback Roger Staubach in his autobiography, "In composite I remember him as a towering figure. To me he was, is and always will be special — a man apart from other men. What made him so, beyond his brilliant technical grasp of football, were two bedrock Landry characteristics: enormous self-discipline and consistency. Landry is the rock against which we all lean, often without realizing it, at some point during our careers."

\* \* \*

Thomas Wade Landry was born in Mission, Texas, on Sept. 11, 1924. He was an All-Regional fullback at Mission High School before enrolling at the University of Texas. Following one semester he joined the Air Corps and flew 30 B-17 missions with the Eighth Air Force in World War II.

In November 1945 he was discharged as a first lieutenant and returned to Texas where he became a star fullback and defensive back, earning All-Southwest Conference honors as a junior and co-captaining the Longhorns as a senior. With Landry's help Texas beat Alabama in the 1948 Sugar Bowl and Georgia in the 1949 Orange Bowl.

Landry played for the New York Yankees of the All-America Conference in 1949 before joining the NFL's New York Giants the next year. He was a mainstay in the Giants' defensive secondary through 1955, the last two years as a player-coach. He earned All-Pro honors in 1954.

Following his retirement as a player in 1955, Tom served as the Giants' defensive coach through 1959. Giants Head Coach Jim Lee Howell called him "the best defensive coach in the business."

Coach Landry and wife Alicia, whom he met at Texas, have three children — Tom Jr., an attorney and oilman, Kitty and Lisa. Kitty presented Tom with his first grandchild — Ryan Edward Phillips — on June 26, 1980.

Landry is an inspirational leader to many because of his principles and achievements. Tom devotes much of his spare time to the Fellowship of Christian Athletes and serves on the Board of Trustees of the National FCA.

Coach Landry was a national Horatio Alger Award winner in 1983 for his inspirational rise to prominence. In 1981 the NFL Alumni Association presented him with its highest honor, the Order of the Leather Helmet, for distinguished service to football. Also in 1981 he was named the man of the year by the Football News.

Tom received the 1980 Vince Lombardi Dedication Award from the Wisconsin Chapter of the Pro Football Writers Association. Also in 1980 California Lutheran College, home of the Cowboys' annual training camp, established the Landry Medal, awarded annually to a person who has distinguished himself in his profession and serves as an inspiration to American youth.

Landry earned a degree in business at Texas and one in industrial engineering from the University of Houston. He holds honorary degrees from California Lutheran College (Doctor of Humane Letters), John Brown University (Doctor of Humanities), Southwest Baptist College (Doctor of Laws) and Indiana Central University (Doctor of Laws). In 1978 he was inducted into the Texas Sports Hall of Fame.

### THE LANDRY YEARS

YEAR	W	L	T	YEAR	W	L	T
1960	0	11	1	*1972	10	4	0
1961	4	9	1	*1973	10	4	0
1962	5	8	1	1974	8	6	0
1963	4	10	0	*1975	10	4	0
1964	5	8	1	*1976	11	3	0
1965	7	7	0	*1977	12	2	0
*1966	10	3	1	*1978	12	4	0
*1967	9	5	0	*1979	11	5	0
*1968	12	2	0	*1980	12	4	0
*1969	11	2	1	*1981	12	4	0
*1970	10	4	0	*1982	6	3	0
*1971	11	3	0	TOTALS	202	115	6

\*Qualified for Playoffs (Won Super Bowl VI on Jan. 16, 1972; won Super Bowl XII on Jan. 15, 1978). Landry is 20-14 in playoff games.

### NFL'S TOP 10 WINNINGEST COACHES\*

COACH, TEAMS	W	L	T
1. GEORGE HALAS (40 years) Chicago Bears ('20-'29, '33-'42, '46-'55, '58-'67)	320	147	30
2. CURLY LAMBEAU (33 years) Green Bay ('21-'49), Chi. Cards ('50-'51), Wash. ('52-'53)	231	133	23
3.**TOM LANDRY (23 years) Dallas Cowboys ('60-'82)	202	115	6
4.**DON SHULA (20 years) Baltimore ('63-'69), Miami ('70-'82)	201	76	6
5. PAUL BROWN (21 years) Cleveland ('50-'62), Cincinnati ('68-'75)	166	100	6
6. STEVE OWEN (23 years) New York Giants ('31-'53)	151	100	17
7.**BUD GRANT (16 years) Minnesota ('67-'82)	143	79	5
8. HANK STRAM (17 years) Dallas Texans (60-'62), Kansas City ('63-'74), New Orleans ('76-'77)	131	97	10
9. WEEB EWBANK (20 years) Baltimore ('54-'62), New York Jets ('63-'73)	130	129	7
10.**CHUCK NOLL (14 years) Pittsburgh ('65-'82)	123	75	1

\*Regular Season

\*\*Active in 1982



# THE COACHING STAFF

## Jim Myers

Assistant Head Coach • Offensive Line

Under the guidance of Jim Myers, the Cowboys' offensive line consistently ranks among the best in the NFL. Myers has developed All-Pro and Pro Bowl players Ralph Neely, John Niland, Rayfield Wright, Blaine Nye, Herbert Scott and Pat Donovan.

Myers' specialty is converting college defensive linemen into top NFL offensive linemen, including Nye, Donovan, John Fitzgerald and Kurt Petersen.

Myers joined the Cowboys in 1962. He was head coach at Iowa State in 1957 and head coach and athletic director at Texas A&M from 1958-61. In 1977 Tom Landry turned over some of his duties to his long-time aide, naming Jim to the newly created post of assistant head coach. Myers has the longest tenure on the Cowboys' assistant coaching staff, 22 years.

A native of Madison, W. Va. (11/12/21), Myers was an outstanding lineman at the University of Tennessee in 1941-42 and at Duke in the Marine Corps V-12 program in 1943.

Prior to becoming head coach at Iowa State, Myers served as an assistant at Wofford College, Vanderbilt and UCLA. In 1978 he received the Distinguished American Award from the East Tennessee Chapter of the National Football Foundation and Hall of Fame.

Jim serves on the board of directors of the Dallas chapters of the Boys Clubs of America and the Fellowship of Christian Athletes. He also serves on the Dallas Father of the Year Council and on the board of the Lovers Lane Methodist Church in Dallas.

Jim and wife Carolyn have three daughters — Susan, Kathy and Carol — and eight grandchildren.





## **Ermal Allen**

### **Research and Development**

Recognized as one of the foremost authorities on the NFL, Ermal Allen, in his 22nd season with the Cowboys, studies and evaluates all players and teams in the league. The reports of Ermal and Neill Armstrong provide the basis for the formulation of the Cowboys' game plans.

Allen coached the Cowboys' offensive backfield from 1962-69 following 14 years as an assistant coach at his alma mater, the University of Kentucky. Ermal served under Paul "Bear" Bryant from 1948-53 and under Blanton Collier from 1954-61.

Ermal played quarterback for Coach Bryant at Kentucky from 1939-41 and also played varsity basketball under Coach Adolph Rupp. Ermal was a member of the Fort Benning and Army all-star football teams during World War II and he played one season at defensive back with the Cleveland Browns in the All-America Conference in 1947.

Born Christmas Day, 1920, in Kylesford, Tenn., Ermal is a scratch golfer who twice won the Kentucky Amateur championship, beating Bobby Nichols in 1955 and Frank Beard in 1958.

Ermal and wife Allie have three children — Ken, Ann and Amy — and eight grandchildren.



## **Neill Armstrong**

### **Research and Development**

Neill Armstrong joined the Cowboys in 1982, bringing 27 years of coaching experience, including 10 as a head coach, to the team. Neill works with Ermal Allen scouting all teams and players in the NFL.

Armstrong compiled a 30-34 record in four seasons (1978-81) as head coach of the Chicago Bears before coming to Dallas. He directed the Bears to the playoffs in 1979 with a 10-6 finish. Before joining the Bears he was an assistant coach with the Minnesota Vikings for nine years, seven as defensive coordinator.

Armstrong led the Edmonton Eskimos to the Canadian Football League playoffs three times during a six-year reign as head coach from 1964-69. Neill began his professional coaching career with the Houston Oilers in 1962-63 following seven years (1955-61) as an assistant at his alma mater, Oklahoma State.

A native of Tishomingo, Okla. (3/9/26), Armstrong was an All-America receiver at Oklahoma State (then Oklahoma A&M) from 1943-46. He was the Philadelphia Eagles' No. 1 draft choice in 1947. He played on two NFL championship teams in five seasons (1947-51) with the Eagles. He played for the Winnipeg Blue Bombers in 1951-53-54.

Neill and wife Jane have three children — Neill Jr., David and Gail — and three grandchildren.

## **Al Lavan** **Running Backs**



Following eight years of coaching in college and the pros, Al Lavan became the Cowboys' running backs coach in 1980. Under Lavan the Cowboys' running game has remained one of the most feared in the NFL. Tony Dorsett, Ron Springs, Timmy Newsome and James Jones all have matured under Lavan's tutelage.

Lavan coached running backs at Stanford in 1979 after two years at Georgia Tech handling receivers and running backs. He directed defensive backs and special teams for the Atlanta Falcons in 1975 and '76.

Lavan began his coaching career in 1972 as receivers coach at his alma mater, Colorado State. He moved to Louisville to coach defensive backs in 1973 before being named receivers coach at Iowa State in 1974. The next season he returned to the Falcons as a coach.

A native of Pierce, Fla. (9/13/46), Lavan was a defensive back and place kicker at Colorado State and was drafted in the eighth round by Philadelphia in 1968. He played defensive back for the Eagles in 1968, then for Atlanta in 1969 and '70.

Al and wife Bessie have three children — Travis, Douglas and Maeleeke.

## **Alan Lowry** **Special Teams**



Alan Lowry was named Cowboys special teams coach in 1982 after five seasons as defensive backfield coach of his alma mater, the University of Texas.

Lowry is one of the few football players in Southwest Conference history to earn All-Conference honors both as an offensive and defensive star. He was a defensive back at Texas in 1970 and '71 when the Longhorns won a national and two conference championships. Lowry was All-SWC in 1971.

In 1972 Lowry was switched to quarterback and earned conference honors again in leading Texas to a 10-1 season, including a come-from-behind victory over Alabama in the Cotton Bowl.

After receiving his degree in physical education, Lowry served as an assistant coach at Virginia Tech in 1974. He joined the Wyoming staff under Fred Akers in 1975, but resigned that post in the summer of 1976.

Lowry worked for the Cowboys' scouting department in the fall of 1972 before joining Akers' staff at Texas in December 1976.

Lowry is a native of Irving, Texas (11/21/50), home of Texas Stadium. His wife's name is Donna.



## **Dick Nolan**

### **Receivers**

Veteran NFL coach Dick Nolan returned to the Cowboys in 1982 as receivers coach. Dick was a player-coach for the Cowboys in 1962 and the team's defensive coach from 1963-67.

Nolan left the Cowboys to become head coach of the San Francisco 49ers from 1968-75. His teams won the NFC West championship in 1970, '71 and '72. He was NFC coach of the year in 1970.

Nolan joined New Orleans as linebackers coach in 1977 and was head coach of the Saints from 1978-80. Dick was the defensive coordinator of the Oilers in 1981 before returning to Dallas last year.

Nolan and Tom Landry were defensive back teammates with the New York Giants in 1954 and '55 when Tom was a player-coach. Nolan also played under Landry in 1956, '57 and '59 when Tom was New York's defensive coach. Nolan played for the Chicago Cardinals in 1958 before returning to the Giants for the next three seasons.

Born in Pittsburgh, Pa. (3/26/32), and raised in White Plains, N.Y., Nolan was a two-way star football player at the University of Maryland from 1951-53. He played offensive and defensive halfback on Maryland's 1953 national championship team.

Dick and wife Ann have six children — Richard Jr., Nancy, Michael, Kelly, Lisa and Jimmy.



## **Jim Shofner**

### **Quarterbacks**

The newest member of Tom Landry's staff is Jim Shofner, an 18-year coaching veteran who joined the Cowboys in February.

Shofner was an NFL assistant coach with Houston, Cleveland and San Francisco and head coach at his alma mater, Texas Christian University, from 1974-76.

Jim starred in football and baseball at TCU from 1955-57. He turned down a professional baseball career with Detroit to join the Cleveland Browns where he played defensive back from 1958-63.

Shofner's coaching career began in 1964 as an aide at TCU. He became defensive backfield coach of the 49ers in 1967, but was reassigned to coach quarterbacks and receivers in 1968 when Dick Nolan became the 49ers' head coach. Jim remained at San Francisco until 1973, leaving to return to TCU.

Shofner handled quarterbacks for the Cleveland Browns from 1977-79 and received much of the credit for Brian Sipe's development into a top quarterback. Jim served as the Houston Oilers' offensive coordinator in 1981 and '82.

A native of the Dallas suburb of Grapevine, Texas (12/18/35), Jim and wife Nancy have two children — Mike and Elizabeth.

## **Gene Stallings** Defensive Backfield



Working primarily with free agents and low-round draft choices has not prevented Gene Stallings from molding the Cowboys' defensive secondary into one of the top units in the NFL. The Cowboys intercepted 79 passes the past three seasons, more than any other NFL team.

Stallings joined the Cowboys in 1972 following seven years (1965-72) as head coach of his alma mater, Texas A&M. He has presided over the development of three All-Pros — Cliff Harris, Charlie Waters and Everson Walls.

Gene was an All-Southwest Conference receiver at A&M under Bear Bryant and a tri-captain on Bryant's undefeated 1956 Aggie team. Stallings served one year as a student-assistant coach at A&M before moving with Bryant to Alabama as an assistant. He remained there until returning to A&M as head coach in 1965.

Stallings was elected to the Texas A&M Hall of Fame in 1982. He also received a 1982 national Boys Clubs Alumni of the Year Award and a 1983 Dallas Father of the Year Award.

Gene, a native of Paris, Texas (3/2/35), and wife Ruth Ann have five children — Anna Lee, Laurie, John Mark, Jacklyn and Martha Kate.

## **Ernie Stautner** Defensive Coordinator • Defensive Line



Under the direction of Pro Football Hall of Famer Ernie Stautner, the Cowboys consistently field excellent defenses and All-Pro defensive linemen like Bob Lilly, George Andrie, Harvey Martin, Randy White, Ed Jones and John Dutton.

The Cowboys' famed "Doomsday Defense" began to emerge shortly after Stautner's arrival as defensive line coach in 1966. Ernie also helped fashion "Doomsday II," which carried Dallas to its second Super Bowl title in 1977.

Ernie was an All-Pro defensive end and tackle with the Pittsburgh Steelers where he played for 15 years (1950-64) despite being relatively small at 6-0, 235 pounds. A veteran of nine Pro Bowls, he was elected to the Pro Football Hall of Fame in 1969, his first year of eligibility. Last year he was voted to the Steelers' 50th anniversary team.

Ernie was born in Cham, Bavaria (4/20/27), but grew up in Albany, N.Y. Following a World War II Marine Corps hitch (1943-46), he enrolled at Boston College and developed into a two-way star lineman.

Ernie's wife's name is Pat. He has three children — Joe, Terri and Carol.



## **Jerry Tubbs** Linebackers

The only original Cowboys player still with the club is Jerry Tubbs, who came to Dallas in the 1960 expansion draft from the San Francisco 49ers.

Jerry was the Cowboys' first starting middle linebacker and one of only three in club history. As a coach he helped develop his successors at the critical middle spot, Lee Roy Jordan and Bob Breunig. Tubbs, Jordan and Breunig all have played in the Pro Bowl.

Tubbs played for the Cowboys for eight seasons (1961-67), serving as player-coach the last two. He was the Cowboys' first All-Pro and Pro-Bowl linebacker (1962) and was known as one of the most aggressive players in the game.

Jerry has coached four Pro Bowl linebackers in Dallas — Jordan, Breunig, Chuck Howley and Thomas Henderson.

Born in Breckenridge, Texas (1/23/35), Jerry was an All-America center-linebacker for Bud Wilkinson's unbeaten Oklahoma teams from 1954-56. Tubbs was the Walter Camp Award winner in 1956 as the nation's outstanding player.

He was drafted in the first round by the Chicago Cardinals in 1957 and also played for the 49ers before coming to Dallas.

Jerry and wife Marlene have two children — Alan and Kayla.



## **Bob Ward** Conditioning

Dr. Bob Ward has Cowboys players enthusiastically participating in his innovative conditioning programs, which include running, weightlifting, flexibility training and diet.

Working with computers and emphasizing futuristic concepts, Ward directs the Cowboys' voluntary offseason conditioning program, devising individual programs for each player. He also supplies each player with a training program during the season.

Ward was track coach for 11 years at Fullerton College in California before joining the Cowboys in 1975.

A graduate of Whitworth College in Spokane, Wash., Ward received his master's degree in physical education from the University of Washington and his doctorate from Indiana University.

Bob has trained extensively in the martial arts and taught Cowboys players various martial arts techniques that can be used in football. He is a member of Delta Force, a U.S. Army think-tank.

A native of Huntington Park, Calif. (7/4/33), Bob and wife Joyce have two children — Shannon and Erin.



**DON COCHREN**



**KEN LOCKER**



**BUCK BUCHANAN**

### **DON COCHREN, Trainer**

Don Cochren joined the Cowboys in 1965 after experience in college, military and Canadian Football League training.

A graduate of Purdue, Cochren earned his physical therapy certificate at Pennsylvania. He was trainer at Case Institute (now Case-Western Reserve) in Cleveland for two years, with the Toronto Argonauts of the CFL for four years and at the University of New Hampshire for one year before coming to Dallas. He also served as a physical therapy officer in the Air Force for two years.

Don was one of 28 trainers selected from colleges and professional sports teams to serve the United States team at the 1980 Winter Olympics in Lake Placid, N.Y.

A native of Princeton, Ind. (2/6/32), Don and wife Jan have four children — Jan, Scott, Wendy and Chris.

### **KEN LOCKER, Assistant Trainer**

Ken Locker works with Don Cochren and supervises the Cowboys' medical rehabilitation program. Locker came to the Cowboys in 1973 after four years as assistant trainer and interim head trainer at North Texas State University.

Locker received his master's degree in physical education from Texas Women's University. He served two years as trainer of World Championship Tennis, making the men's tour in 1975 and '76.

In 1982 Ken was trainer for NBC's "Survival of the Fittest" competition in New Zealand. He serves as group coordinator of the Dallas Blood Center.

Ken is a native of Seminole, Texas (7/23/51). He and wife Pam live in Roanoke, Texas, with daughter Baylee Arrena (10/23/82).

### **BUCK BUCHANAN, Equipment Manager**

William T. "Buck" Buchanan joined the Cowboys in 1973 after supervising athletic programs in the Air Force for 20 years.

SMSgt. Buchanan was a non-commissioned officer in charge of athletics and programs at the U.S. Air Force Academy Prep School in Colorado Springs for four years. He was awarded the Bronze Star for his performance during a 1968-69 tour of duty in Thailand.

Buck was born in Ballinger, Texas (5/24/33). He and wife Geraldine have two children — Bucky and Julie.

# What To Look For In 1983

- Cowboys** winning their 18th league opener in the past 19 seasons and their 10th road opener without a loss. The club holds the NFL record of 17 straight opening-game victories from 1965-81.
- Cowboys** extending their NFL record of consecutive winning seasons to 18.
- Cowboys** setting a league record with their ninth straight playoff appearance. The club shares the mark of eight in a row (1966-73 and 1975-82) with Pittsburgh (1972-79) and the Los Angeles Rams (1973-80). It would be the Cowboys' 17th appearance in the playoffs in the past 18 years.
- Cowboys** improving their all-time Texas Stadium record of 79-17, including playoff games (1971-82).
- Cowboys** improving their NFC-best 31-10 record against the AFC in games against AFC West foes the Los Angeles Raiders, San Diego, Kansas City and Seattle.
- Cowboys** extending their consecutive game scoring streak of 176 to 192, which would be the third longest in NFL history behind Cleveland's 274 (1950-71) and Oakland's 217 (1966-80). Kansas City currently is third at 179 (1963-76). The Cowboys' only shutout loss was 38-0 to St. Louis on Nov. 16, 1970 at the Cotton Bowl.
- Tom Landry**, third winningest coach in NFL history, improving his 202-115-6 record (plus 20-14 in the playoffs). Landry trails only George Halas (320) and Curly Lambeau (231) in victories.
- Tony Dorsett** climbing the list of pro football's all-time leading rushers. Currently 10th with 7,015 yards, Dorsett can pass Leroy Kelly (7,274) and Larry Csonka (8,081) and move into seventh place if he gains 1,067 yards. He would become the ninth player in pro football history to rush for 8,000 yards.
- Drew Pearson** passing Bob Hayes as the club's all-time receiving yardage leader. Drew enters 1983 with 7,277 yards, 18 fewer than Hayes' 7,295 yards from 1965-74. Drew needs six catches to tie Haven Moses for 20th place on the list of pro football's all-time leading receivers with 448 receptions. With 65 playoff catches for 1,056 yards, Pearson also can become the NFL's all-time leading playoff receiver. Oakland's Fred Biletnikoff is No. 1 with 70 catches for 1,167 yards.
- Danny White** moving into the top five on the list of pro football's all-time leading passers. White needs 323 attempts to reach the 1,500 needed to qualify for the all-time rankings. White's career rating is 83.1 on 1,177 attempts. Roger Staubach is the NFL's all-time leader at 83.5, followed by Sonny Jurgensen at 82.8.
- Rafael Septien** becoming the first member of the Cowboys to score 500 points. He is the club's all-time leading scorer with 462 points.
- Randy White** earning consensus All-Pro honors for the sixth year in a row, tying Bob Lilly's team record (1964-69).
- Harvey Martin** leading the Cowboys in quarterback traps for the 11th straight season, every one since joining the club in 1973.
- Billy Joe DuPree** extending his consecutive games played streak of 143, third longest in club history to Bob Lilly's 196 and Cornell Green's 168.
- Everson Walls** becoming the first player to lead the NFL in interceptions three times, and the first to lead the league in interceptions three years in a row.
- Dennis Thurman** adding to his career playoff interception total of seven. He is tied with Oakland's Willie Brown for second in NFL career playoff interceptions. Former Cowboys safety Charlie Waters and Bill Simpson of the Rams and Buffalo share the record with nine each.





TONY DORSETT & DANNY WHITE



## Brian Baldinger ★ 62

**CENTER-GUARD** • **DUKE** • **2nd YEAR**  
**HT: 6-4** • **WT: 253** • **BORN: 1/7/59** • **FA FOR '82**

**PRO:** Considering how well the Cowboys were fortified at offensive line, Brian Baldinger pulled a major upset when he became the only free agent rookie to make the squad in 1982. A center-guard prospect, Baldinger saw action in four of nine games last year, mostly on special teams. He played a few series at center against Houston (12/13) when Tom Rafferty was injured. "Brian showed us some ability last year," Tom Landry says. "He's got the size and speed to develop into a good player at center or guard." With Robert Shaw's retirement and Glen Titensor also swinging between center and guard, Baldinger could be a key reserve in 1983. **GAMES: 1982 (4).**

**COLLEGE:** Baldinger was an All-Coastal Conference tight end at Nassau Community College on Long Island before transferring to Duke. He was switched from tight end to guard at Duke because of his blocking ability. He started 11 games his senior year and was considered the most improved player on the team.

**PERSONAL:** Brian David Baldinger of Massapequa Park, N.Y., comes from an athletic family. His father Jim played at Navy and his brother Richard played at Wake Forest and for the New York Giants last year after being their 10th-round draft choice. Brian participated in football, basketball and track at Massapequa High School. He received his degree from Duke in psychology.



## Benny Barnes ★ 31

**SAFETY** • **STANFORD** • **12th YEAR**  
**HT: 6-1** • **WT: 204** • **BORN: 3/3/51** • **FA FOR '72**

**PRO:** After a decade's wait, valuable Benny Barnes returned last year to the position he always wanted to play with the Cowboys. A safety in college, Barnes played cornerback most of his career, first as a backup and for almost five years, 1976-80, as a starter. In training camp last year he won the starting strong safety position vacated by retired Charlie Waters. Benny finished fourth on the club in tackles in 1982. "I'm glad I'm back at strong safety because now I feel I have something to prove," says Barnes, the senior member of the Dallas defense. "Right now I feel like a rookie again and the feeling is great." In 1981, as a third-down specialist and backup safety, Benny contributed his second career touchdown, a 72-yard fumble return at

## BARNES, Cont.

San Francisco (10/11). A free agent find after being overlooked in the draft, Barnes spent his first four seasons as a backup corner before winning a starting job in 1976. One of the club's best ever special teams players, Barnes won the Cowboys' special teams player of the year award in 1977. The burden of his career has been an injured right foot, which has required surgery three times since he broke it in 1974 at Cleveland (12/7). He was sidelined for the first five games of 1980 after an emergency appendectomy was performed in Washington the morning of the season opener (9/8). Despite his sore foot, Barnes led the team in interceptions in 1978 and enjoyed an outstanding '79 season, sharing the team lead in interceptions and fumble recoveries. One of the fumble recoveries resulted in Barnes' first NFL touchdown, a 33-yard return for what turned out to be the winning score at Minnesota (10/7). Benny shares the NFL record for most safeties in a season with two (1973). GAMES: 1972 (14), 1973 (14), 1974 (13), 1975 (14), 1976 (14), 1977 (14), 1978 (14), 1979 (15), 1980 (11), 1981 (16), 1982 (9). Total — 148.

**COLLEGE:** Barnes was an All-Pacific Coast free safety in 1971 after intercepting seven passes, including three in a game against Washington. He started 24 consecutive games for Stanford and played on two Rose Bowl winners.

**PERSONAL:** A native of Lufkin, Texas, Benny Jewell Barnes and wife Joyce have three sons — David (1/20/72), Damon (8/8/74) and Deon (4/23/78). Benny is treasurer of Imperial Investors in partnership with Butch Johnson, Ed Jones and Preston Pearson. Benny is active with St. Vincent Hospital in Santa Fe, N.M., the Bob Hope School for handicapped children in Port Arthur, Texas, and the Arlington, Texas, Boys Clubs. He has a degree from Stanford in history and political science.

### BARNES' COWBOYS TOTALS

Tackles — QB Traps					Opponents' Fumbles Recovered				
Year	Solo	Ast.	Tot.	Tps.	Year	No.	Yds.	Avg.	Long TD
1973	8	4	12	0	1974	1	0	0.0	0 0
1974	15	5	20	1	1978	2	14	7.0	14 0
1975	15	6	21	0	1979	2	33	16.5	33 1
1976	43	12	55	0	1981	2	72	36.0	72 1
1977	38	20	58	1	1982	1	0	0.0	0 0
1978	49	25	74	0	TOTALS	8	119	14.9	72 2
1979	37	11	48	0					
1980	26	9	35	0	Pass Interceptions				
1981	23	11	34	1	Year	No.	Yds.	Avg.	Long TD
1982	33	22	55	1	1973	1	1	1.0	1 0
TOTALS	287	125	412	4	1976	1	23	23.0	23 0
					1978	5	72	14.4	38 0
					1979	2	20	10.0	11 0
					1980	1	30	30.0	30 0
					1981	1	24	24.0	24 0
					TOTALS	11	170	15.5	38 0

### SINGLE-GAME CAREER HIGHS

**Regular Season**  
 Int.—2 (9/10/78 v. Giants)  
 Yds. Int.—38 (9/10/78 v. Giants)  
 Lg. Int.—38 (9/10/78 v. Giants)

**Playoffs**  
 Int.—2 (12/19/76 v. Rams)  
 Yds. Int.—0



## Larry Bethea ★ 76

**DEFENSIVE END • MICHIGAN STATE • 6th YEAR**  
**HT: 6-5 • WT: 244 • BORN: 7/21/56 • D-1 FOR '76**

**PRO:** With the Cowboys' starting defensive linemen each sporting All-Pro credentials, Larry Bethea's role has been to provide quality depth. A versatile athlete who has played all four defensive

line positions, Bethea last year concentrated on backing up defensive ends Ed Jones and Harvey Martin. He contributed two quarterback traps in 1982, in victories at Washington and Houston. In 1981 Larry relieved left tackle John Dutton on passing downs during the warm early-season games. He got both his QB traps that season in the home opener against St. Louis (9/13). When Dutton was unable to play in the NFC title game (1/10/82) because of a thigh injury, Bethea recovered a fumble and generally held his own in his first start since 1979. The 28th player selected in the 1978 draft, Bethea is big, strong, fast and intelligent. Larry spent his first two seasons trying to settle at one position. As a rookie he filled in at right end on short-yardage situations when Harvey Martin was having leg problems. The biggest play of his career came in the 1978 NFC title game when he was credited with stopping Rams runner Jim Jodat on a fourth-and-one at the Dallas 14 to preserve a 7-0 Cowboys lead in the third quarter. Bethea started two games at right tackle late in the 1979 season when Randy White was hobbled by a sore foot. **GAMES: 1978 (16), 1979 (16), 1980 (11), 1981 (16), 1982 (8). Total — 67.**

**COLLEGE:** In 1977 Bethea became the first lineman since Illinois' Dick Butkus in 1963 to be named Big Ten most valuable player. Larry was voted to three All-America teams, twice made All-Big Ten and was voted the Spartans' MVP his senior year. He lettered four years, playing tight end as a freshman.

**PERSONAL:** Larry Bethea (beh-THAY-uh) has a degree in urban development and has worked for the Dallas Black Chamber of Commerce. He also has his real estate license. Larry and wife Gloria are from Newport News, Va. (Ferguson High School).

### BETHEA'S COWBOYS TOTALS

#### Tackles — QB Traps

Year	Solo	Ast.	Tot. — Tps.
1978	6	10	16 — 0
1979	14	18	32 — 4
1980	3	3	6 — 0
1981	6	2	8 — 2
1982	3	0	3 — 2
<b>TOTALS</b>	<b>32</b>	<b>33</b>	<b>65 — 8</b>

# Bob Breunig ★ 53



**LINEBACKER** • **ARIZONA STATE** • **9th YEAR**  
**HT: 6-2** • **WT: 225** • **BORN: 7/4/53** • **D-3 FOR '75**

**PRO:** Bob Breunig is the Cowboys' defensive field general. Only the third starting middle linebacker in team history, Breunig has started 101 straight games, been voted to the Pro Bowl three of the past four seasons, led the team in tackles five of the past six years and served as a defensive captain the past three seasons. "Bob's biggest contribution is his leadership," says linebackers coach Jerry Tubbs. "He does a great job getting prepared every week. Some guys are smart but don't apply themselves. Bob applies himself. Toward the end of last season he played the best he has in the last couple of years." Breunig became the starting strongside linebacker in his second season. He was converted to the middle in 1977 to succeed retired Lee Roy Jordan, who had taken over for original MLB Jerry Tubbs in 1966. Tom Landry called Breunig's transition "remarkable" and "one of the reasons we were able to win our second Super Bowl." Breunig led the Cowboys in tackles from 1977-81, including a team-record 167 in 1979. Last year his 68 tackles in nine games was second to Michael Downs' 70. Bob was voted to the Pro Bowl in 1979, '80 and '82. His top game came in 1980 against the Giants (10/5) when he had 14 tackles, a quarterback trap and an interception. Breunig has not missed a game since his rookie year. **GAMES:** 1975 (10), 1976 (14), 1977 (14), 1978 (16), 1979 (16), 1980 (16), 1981 (16), 1982 (9). Total — 111.

**COLLEGE:** Breunig capped an outstanding career at Arizona State by earning All-America honors in 1974 after leading the Sun Devils in tackles and fumble recoveries. A three-time All-Western Athletic Conference selection, he recovered 10 fumbles and intercepted six passes in his career.

*(Continued on next page)*

## BREUNIG'S COWBOYS TOTALS

Year	Receiving				
	No.	Yds.	Avg.	Long	TD
1975	1	21	21.0	21	0

Year	Kickoff Returns				
	No.	Yds.	Avg.	Long	TD
1975	2	13	6.5	7	0

Year	Tackles — QB Traps				
	Solo	Ast.	Tot.	Tps.	
1975	1	1	2	0	
1976	63	33	96	2	
1977	73	57	130	0	
1978	71	64	135	2	
1979	81	86	167	3	
1980	69	60	129	2	
1981	63	51	114	0	
1982	37	31	68	1½	
<b>TOTALS</b>	<b>458</b>	<b>383</b>	<b>841</b>	<b>10½</b>	

Year	Pass Interceptions				
	No.	Yds.	Avg.	Long	TD
1977	1	15	15.0	15	0
1978	1	2	2.0	2	0
1980	3	34	11.3	15	0
1981	2	8	4.0	8	0
1982	1	1	1.0	1	0
<b>TOTALS</b>	<b>8</b>	<b>60</b>	<b>7.5</b>	<b>15</b>	<b>0</b>

Year	Opponents' Fumbles Recovered				
	No.	Yds.	Avg.	Long	TD
1975	1	0	0.0	0	0
1976	3	0	0.0	0	0
1977	1	0	0.0	0	0
1978	1	0	0.0	0	0
1980	1	0	0.0	0	0
1982	1	0	0.0	0	0
<b>TOTALS</b>	<b>8</b>	<b>0</b>	<b>0.0</b>	<b>0</b>	<b>0</b>

## BREUNIG, Cont.

**PERSONAL:** Robert Paul Breunig (BREW-nig) is active in numerous Christian and civic organizations, including the Fellowship of Christian Athletes, Professional Athletes Outreach and the Happy Hill Farm Children's Home in Glen Rose, Texas. Bob's wife Mary is the creator and editor of the Cowboys' Wives' Family Fitness Guide and Nutritional Cookbook, proceeds going to Happy Hill Farm. A Phoenix native, Bob is a partner in the SBC Development Corporation, a Dallas real estate firm. During the season he has a daily radio show on KRLD in Dallas. Bob and Mary have three sons, Robert Jr. (11/11/78), Bart (12/17/80) and Ben (7/3/82).



## Glenn Carano ★ 18

**QUARTERBACK • NEVADA-LAS VEGAS • 7th YEAR**  
**HT: 6-3 • WT: 204 • BORN: 11/18/55 • D-2 FOR '77**

**PRO:** A knee injury suffered at San Diego in the second preseason game (8/21) limited Glenn Carano's duties last season to holding for Rafael Septien on field goals and extra points. The previous season, 1981, Glenn got his first chance to play under pressure and led the Cowboys to two victories. In the Thanksgiving Day game against Chicago (11/26) Danny White suffered a rib injury in the first half and Carano directed Dallas from a 9-3 deficit to a 10-9 victory, completing 6-of-15 passes for 131 yards, including a 55-yard fourth-quarter completion to Tony Hill which provided the field position for the winning TD drive. The following week at Baltimore (12/6), in his first start, Carano went all the way in a 37-13 victory, completing 7-of-18 passes in a cold, swirling wind for 59 yards, including a two-yard TD to Ron Springs. "Glenn showed a lot of promise in those two games," Tom Landry says. "He's always had an excellent arm and a good grasp of what's going on. He has the type of ability that will make him a starter someday." Every year in preseason Carano shows he can move the offense. His best preseason was in 1980 when he completed 15-of-27 for 209 yards and three TDs. In '81 he was 17-of-38 for 248 yards and two touchdowns. In '78 he completed all eight of his preseason passes for 89 yards and a touchdown. Carano's first regular-season completion was a 12-yard touchdown pass to Billy Joe DuPree on Thanksgiving Day 1980 (11/27) against Seattle. The third quarterback taken in the '77 draft after Steve Pisarkiewicz (St. Louis) and Tommy Kramer (Minnesota), Carano was chosen in the second round with a choice from Seattle for wide receiver Duke Ferguson. **GAMES: 1978 (2), 1979 (3), 1980 (3), 1981 (5), 1982 (7). Total — 20.**

**COLLEGE:** Carano set every school career passing record in four years as a starter at Nevada-Las Vegas, the first three under current New England Patriots Coach Ron Meyer. Glenn completed 337-of-636 passes for 5,096 yards and 37 touchdowns. He also rushed for 19 TDs.

## CARANO, Cont.

**PERSONAL:** Glenn Thomas Carano (ka-RAH-no) was born in San Pedro, Calif., near Los Angeles, and raised in Reno, Nev. His Pop Warner football coach was former Cowboys quarterback Eddie LeBaron, now general manager of the Atlanta Falcons. Glenn's twin brother Gene was his top receiver his senior year in college. In the offseason Glenn works in the investment properties division of Grunnah/Swanson Real Property Company in Dallas. Glenn and wife Dana, also a realtor, have two daughters — Kasey Lynn (9/6/80) and Gina Joy (4/16/82).

### CARANO'S COWBOYS TOTALS

Rushing						
Year	Att.	Yds.	Avg.	Long	TD	
1980	4	6	1.5	5	0	
1981	8	9	1.1	11	0	
<b>TOTALS</b>	<b>12</b>	<b>15</b>	<b>1.25</b>	<b>11</b>	<b>0</b>	

Passing										
Year	Att.	Comp.	Yds.	Pct.	Int.	Avg. Gn.	Lg.	TD	Tkld.	Rating
1980	12	5	69	41.7	0	5.75	25	2	1/0	100.4
1981	45	16	235	35.5	1	5.22	55	1	1/1	51.7
<b>TOTALS</b>	<b>57</b>	<b>21</b>	<b>304</b>	<b>36.8</b>	<b>1</b>	<b>5.33</b>	<b>55</b>	<b>3</b>	<b>2/1</b>	<b>65.2</b>





## Dexter Clinkscale ★ 47

**SAFETY** • **SOUTH CAROLINA STATE** • **3rd YEAR**  
**HT: 5-11** • **WT: 190** • **BORN: 4/13/59** • **FA FOR '80**

**PRO:** After spending 1981 on injured reserve with an Achilles tendon injury, Dexter Clinkscale returned to active duty last year and made a strong contribution. An intelligent, instinctive football player, Clinkscale played strong safety on passing downs and had an interception, two quarterback traps, two deflected passes and a forced fumble. In the playoff victory over Tampa Bay (1/9) Dexter intercepted one pass, batted down another and got his hands on three more. "Dexter is in good position to become our starting strong safety," Tom Landry says. "He has excellent reactions and he's capable of hitting. He's got a good tough streak when he plays." Clinkscale also played regularly on passing downs his rookie year, helping fill the void at safety left by Cliff Harris' retirement and an injury to Randy Hughes. He intercepted a pass against Los Angeles in the playoffs (12/28). Soft-spoken Dexter didn't give much thought to playing pro football while in college. He says he signed with the Cowboys because it was his favorite team. **GAMES: 1980 (16), 1981 (IR), 1982 (9).** Total — 25.

**COLLEGE:** Clinkscale was a 1979 first-team Black College All-America safety and a three-time All-Mid-Eastern Athletic Conference pick at South Carolina State. He also was chosen for the 1980 Black College all-star game.

**PERSONAL:** A native of Greenville, S.C., Frederick Dexter Clinkscale earned a college degree in business administration. His three brothers also attended college on football scholarships and earned their degrees. Dexter has served as a spokesman on the importance of education for the Greenville County schools.

### CLINKSCALE'S COWBOYS TOTALS

Year	Pass Interceptions				Long TD	TD
	No.	Yds.	Avg.	Long		
1982	1	0	0.0	0	0	0

Year	Opponents' Fumbles Recovered				Long TD	TD
	No.	Yds.	Avg.	Long		
1980	1	0	0.0	0	0	0

Year	Tackles — QB Traps			Tot.	Tps.
	Solo	Ast.	Tot.		
1980	18	12	30	—	2
1982	14	6	20	—	2
<b>TOTALS</b>	<b>32</b>	<b>18</b>	<b>50</b>	<b>—</b>	<b>4</b>





## Jim Cooper ★ 61

TACKLE • TEMPLE • 7th YEAR  
HT: 6-5 • WT: 263 • BORN: 9/28/55 • D-6 FOR '77



**PRO:** Ever so quietly, Jim Cooper has become a fixture at right tackle for the Cowboys. Although overshadowed in the past by Pro Bowl offensive linemen Herb Scott and Pat Donovan, Cooper has performed consistently well the past three seasons. Ironically, he almost got away from the Cowboys. He was among the last players released in '77 training camp, but was recalled before the first game because of a knee injury to former tackle Jim Eidson. Versatile enough to play any offensive line position, Cooper backed up the guard spot his rookie year and started two games at center in 1978. He started the first 11 games of '79 at right tackle before inexperience caught up with him and Rayfield Wright won back the position. Coop took undisputed possession of the right tackle job in 1980 and by season's end prompted Tom Landry to call him "one of our underrated players." Jim did an outstanding job in the playoffs, especially against Atlanta (1/4), winning a game ball from the coaches. His top game in 1981 came in a big victory at Philadelphia (11/1) in front of his hometown fans when he earned the Oak Farms MVP award and a game ball. He filled in at center in the second half against St. Louis (9/13) after Robert Shaw injured a knee. In 1982 Cooper won another game ball for his work against the Cardinals (9/19). GAMES: 1977 (14), 1978 (14), 1979 (15), 1980 (15), 1981 (16), 1982 (9). Total — 83.

**COLLEGE:** Cooper started for three years at Temple under Wayne Hardin, Roger Staubach's coach at Navy. Jim played in the offensive and defensive lines before settling at offensive tackle.

**PERSONAL:** Philadelphia natives James Albert Cooper and wife Mary, a nurse, live in Richardson, Texas, with their son, James Ryan (6/6/79). In the offseason Jim is a real estate agent for Century 21 Real Estate Company.

## Doug Cosbie ★ 84

TIGHT END • SANTA CLARA • 5th YEAR  
HT: 6-6 • WT: 232 • BORN: 3/27/56 • D-3 FOR '79



**PRO:** A changing of the guard occurred last year when Doug Cosbie replaced veteran Billy Joe DuPree as the Cowboys' starting tight end. Although Billy Joe still logged plenty of playing time, Cosbie developed into one of Danny White's favorite targets and a

## COSBIE, Cont.

force in the league. Cosbie's 30 receptions in nine games, more than he had in his first three seasons combined, was second on the team to Tony Hill's 35 and tops among NFC tight ends. Cosbie's four TD receptions led the team and he added nine catches for 94 yards and a touchdown in the playoffs. In 1981, when Doug shared the position with DuPree as a play messenger, he tied Butch Johnson for the club lead in touchdown receptions with five. Four came at key moments of second-half comeback victories (Miami, at Philadelphia, Buffalo, Washington). He also caught a 21-yard TD pass to send Dallas ahead of San Francisco 27-21 in the fourth quarter of the NFC Championship Game (1/10/82). A Dallas newspaper described Cosbie as "the consummate Cowboy — the diplomat, the hard worker, the willing learner, the unknown collegiate with the unlimited talent, the draft find." Doug was the fourth tight end taken in the 1979 draft behind Kellen Winslow (San Diego), Dan Ross (Cincinnati) and Ronnie Lee (Miami). He was selected with a choice obtained in a trade with Seattle for Bill Gregory. GAMES: 1979 (16), 1980 (16), 1981 (16), 1982 (9). Totals — 57.

**COLLEGE:** Cosbie caught 120 passes for 1,721 yards and 10 touchdowns in four years at Santa Clara, three as a starter. In his senior year he served as a team captain and was voted the club's offensive MVP and honorable mention All-Pacific Coast. He also attended Holy Cross College in Worcester, Mass., and DeAnza Junior College in Cupertino, Calif.

**PERSONAL:** Douglas Durant Cosbie is a native of Mt. View, Calif., where he attended St. Francis High and played football, basketball, baseball and ran track. Doug has a degree in marketing and works in the offseason as a leasing agent for Dawn Development, a Dallas commercial real estate company. Doug supports the Special Olympics for the handicapped and the Multiple Sclerosis Society of Dallas. He and wife Sherry live in Plano, Texas, with son Matthew Douglas (8/19/80) and Kari Kirrene (7/2/83).

### COSBIE'S COWBOYS TOTALS

Rushing					Opponents' Fumbles Recovered				
Year	No.	Yds.	Avg.	Long TD	Year	No.	Yds.	Avg.	Long TD
1981	4	33	8.3	15 0	1980	2	0	0.0	0 0
1982	1	-2	-2.0	-2 0					
TOTALS	5	28	5.6	15 0					

Kickoff Returns					Receiving				
Year	No.	Yds.	Avg.	Long TD	Year	No.	Yds.	Avg.	Long TD
1980	1	13	13.0	13 0	1979	5	36	7.2	12 0
1981	1	0	0.0	0 0	1980	2	11	5.5	5 1
1982	1	4	4.0	4 0	1981	17	225	13.2	28 5
TOTALS	3	17	5.7	13 0	1982	30	441	14.7	45 4
					TOTALS	54	713	13.2	45 10

### SINGLE-GAME CAREER HIGHS

**Regular Season**  
 Rcpt.—7 (12/26/82 v. Philadelphia)  
 Yds. Rec.—102 (9/13/82 v. Pittsburgh)  
 Lg. Rec.—45 (12/19/82 v. New Orleans)  
 TD Rcpt.—1 (10 t., 1st. 12/26/82 v. Phil.)

**Playoffs**  
 Rcpt.—4 (1/16/83 v. Green Bay)  
 Yds. Rec.—36 (1/16/83 v. Green Bay)  
 Lg. Rcpt.—21t (1/10/82 @ S. Francisco)  
 TD Rcpt.—1 (t., 1st. 1/16/83 v. G. Bay)

# Anthony Dickerson ★ 51



**LINEBACKER • SOUTHERN METHODIST • 4th YEAR**  
**HT: 6-2 • WT: 222 • BORN: 6/9/57 • FA FOR '80**

**PRO:** Players who possess the natural gifts of Anthony Dickerson don't come along often. The Cowboys are hoping he's ready to develop the consistency that could turn him into a first-rate starting outside linebacker. For the past three seasons Dickerson has been a regular on passing downs because of his ability to cover running backs. "Dickerson has great speed and ability to make the big play," Tom Landry says. "He's quick as a cat, which gives him the potential to be an outstanding player." A top special teams contributor, Anthony was named the Cowboys' special teams player of the year in 1980 and '81. He served as special teams captain in '81. It's been an unlikely ascent for Dickerson, whose career appeared finished in 1979. He left SMU after his junior year in '77 and signed with Calgary of the Canadian Football League. The Stampeders released him after 10 games in '78. Dickerson moved to Los Angeles and worked as a handyman at the Burbank Airport. Then he returned to his native Texas and was taking business courses at the University of Houston when the Cowboys offered him a contract in 1980. Anthony intercepted two passes against San Francisco his rookie year (10/12) and caused two fumbles on special teams versus Seattle (11/27) that led to two touchdowns. He tied Aaron Mitchell for the 1980 team lead in forced fumbles with three. In the 1980 playoffs he recovered a fumble at Atlanta (1/4) and intercepted a pass at Philadelphia (1/11). He's been the club's leading QB trapper among non-linemen the past two years. **GAMES:** 1980 (16), 1981 (16), 1982 (9). **Total — 41.**

**COLLEGE:** Dickerson earned Junior College All-America honors at linebacker for Henderson J.C. in Athens, Texas, in 1976. He transferred to SMU in Dallas and was named co-captain after '77 spring practice. Although he played just one season, his coach, Ron Meyer, now head coach of the New England Patriots, said, "I haven't been around that long but Dickerson was the greatest linebacker I have ever coached."

**PERSONAL:** Texas City, Texas, native Anthony Charles Dickerson was a high school All-America halfback and linebacker at Pearland High, outside Houston. Anthony was raised on a truck farm in Pearland in a family with five older sisters. He is a licensed florist.

## DICKERSON'S COWBOYS TOTALS

Pass Interceptions					Opponents' Fumbles Recovered				
Year	No.	Yds.	Avg.	Long TD	Year	No.	Yds.	Avg.	Long TD
1980	2	46	23.0	34 0	1980	1	0	0.0	0 0
1982	1	4	4.0	4 0	1981	2	0	0.0	0 0
<b>TOTALS</b>	<b>3</b>	<b>50</b>	<b>16.7</b>	<b>34 0</b>	<b>TOTALS</b>	<b>3</b>	<b>0</b>	<b>0.0</b>	<b>0 0</b>

## Tackles — QB Traps

Year	Solo	Ast.	Tot. — Tps.
1980	23	18	41 — 1
1981	31	8	39 — 4
1982	23	10	33 — 2½
<b>TOTALS</b>	<b>77</b>	<b>36</b>	<b>113 — 7½</b>



## Doug Donley ★ 83

**WIDE RECEIVER • OHIO STATE • 3rd YEAR**  
**HT: 6-0 • WT: 173 • BORN: 2/6/59 • D-2 FOR '81**

**PRO:** With the talented wide receiver trio of Drew Pearson, Tony Hill and Butch Johnson remaining productive, Doug Donley has not yet received much opportunity to play. But Tom Landry is looking forward to unleashing Donley's considerable talents soon. "We're hoping Doug will have a chance to play more," Landry says. "He's been injured some but he surely has the great speed. He's our fastest receiver and could be a real threat if we can start using him more." Very impressive early in his rookie training camp, Donley was slowed by a groin pull during most of preseason '81. His debut, however, was spectacular. In the '81 preseason finale against Houston (8/29) he caught two passes, both for touchdowns, a 33-yarder from Danny White and an 18-yard strike from Gary Hogeboom. Donley caught two passes for 18 yards in the '81 playoffs. Last season he performed some kick return duties in addition to backing up the receiver position. In the playoffs he ran a reverse 25 yards against Tampa Bay (1/9). "He causes defenses to sag because of his speed," says receivers coach Dick Nolan. "Before you know it, he is right on top of the defensive back and that's hard to stop." **GAMES: 1981 (11), 1982 (6). Total — 17.**

**COLLEGE:** Called "White Lightning" by his teammates, Donley led Ohio State in receiving his last three years en route to establishing school career records for receiving yards and receiving touchdowns. He caught 106 passes for 2,252 yards and 16 TDs in his career. His best season was 1980 when he grabbed 43 passes for a school season-record 887 yards and seven touchdowns. He averaged 21.2 yards per catch in his career and was a two-time consensus All-Big Ten selection.

**PERSONAL:** Douglas Max Donley is a native of Cambridge, Ohio, where he was an all-state halfback at Cambridge High, captained the football and basketball teams and ran a 9.4 100-yard dash for the track team. A communications major at Ohio State, Doug is active in the Fellowship of Christian Athletes, Pro Athletes Outreach, Big Brothers and other charitable endeavors.

### DONLEY'S COWBOYS TOTALS

Receiving						Punt Returns					
Year	No.	Yds.	Avg.	Long	TD	Year	No.	Yds.	Avg.	Long	TD
1981	3	32	10.7	17	0	1981	1	3	3.0	3	0
1982	2	23	11.5	12	0	1982	1	14	14.0	14	0
<b>TOTALS</b>	<b>5</b>	<b>55</b>	<b>11.0</b>	<b>17</b>	<b>0</b>	<b>TOTALS</b>	<b>2</b>	<b>17</b>	<b>8.5</b>	<b>14</b>	<b>0</b>

### Kickoff Returns

Year	No.	Yds.	Avg.	Long	TD
1982	8	151	18.9	33	0

## Pat Donovan ★ 67

TACKLE • STANFORD • 9th YEAR  
HT: 6-5 • WT: 257 • BORN: 7/1/53 • D-4A FOR '75

**PRO:** "Pat Donovan is just a lot quicker and faster, a better overall athlete, than most offensive linemen," Tom Landry says. "He's done a great job for us through the years." Donovan's performance has not gone unnoticed. He's been voted by his peers to the Pro Bowl the past four seasons and also to various All-Pro and All-NFC teams. From his left tackle position he usually takes on, and neutralizes, the opponent's top pass rusher. Like former Cowboys Pro Bowl guard Blaine Nye, Donovan was a defensive lineman at Stanford who made the switch to offense as a rookie. Pat was selected with a draft choice obtained from Houston for former running back-wide receiver Mike Montgomery. A backup his first two seasons, Donovan took over at right tackle in 1977 when Rayfield Wright suffered a knee injury. In Donovan's first season as a starter Dallas won the Super Bowl. In '78 Pat moved to his present left tackle spot to replace retired mentor Ralph Neely. Donovan emerged that season as a first-rate tackle. Against Green Bay (11/12) he became the first offensive lineman since John Fitzgerald in 1975 to win the Oak Farms Cowboys MVP award. In '79 Donovan received first-team All-NFC honors from United Press International, Pro Football Weekly and the Sporting News. He also became the first Cowboys offensive lineman to be voted a Pro Bowl starter since Rayfield Wright in '74. Donovan again was named to the Pro Bowl and to UPI's first-team All-NFC squad in '80. In '81 he was voted to the Pro Bowl, second-team All-Pro by the Associated Press and the Newspaper Enterprise Association, and second-team All-NFC by UPI. He did an outstanding job against All-Pro defensive end Lee Roy Selmon in a playoff victory over Tampa Bay. In 1982 Donovan was voted to the Pro Bowl and first-team All-NFC by UPI. He has played in 103 consecutive games. GAMES: 1975 (13), 1976 (14), 1977 (14), 1978 (16), 1979 (16), 1980 (16), 1981 (16), 1982 (9). Total — 114.

**COLLEGE:** Donovan earned All-America mention at defensive end his junior and senior seasons at Stanford. A native of Helena, Mont., he was a state high school shot put and discus champion plus all-state in football and basketball.

**PERSONAL:** Patrick Emery Donovan, a descendant of the O'Donovans of County Cork, Ireland, has a degree in mechanical engineering and has worked in the offseason as a staff engineer for a Dallas contractor. Pat supports the March of Dimes through his participation in the annual March of Dimes celebrity golf tournament. Pat's wife Christa is community relations director of the Wadley Institute, a Dallas cancer research center.





## Tony Dorsett ★ 33

**RUNNING BACK • PITTSBURGH • 7th YEAR**  
**HT: 5-11 • WT: 192 • BORN: 4/7/54 • D-1 FOR '77**

**PRO:** The most exciting and prolific running back ever to wear the Cowboys' uniform is Tony Dorsett, the club's all-time leading rusher and the NFL's 10th all-time leading ground gainer. "He's our catalyst," says Tom Landry. "He's the one who makes us go on offense." That fact is best illustrated by the Cowboys' 31-2 record in Dorsett's 100-yard games. "Tony is the epitome of an artist," says NFL career rushing leader Jim Brown. "There is no small back in football who can touch him. He's the fastest runner in the league without a doubt and he has great moves to go along with the speed." In 1982 Dorsett captured his first NFC rushing title and established an unbreakable NFL record when he raced 99 yards for a touchdown at Minnesota (1/3/83). He's the only NFL runner ever to gain 1,000 yards in each of his first five seasons. That streak, which was 11 consecutive 1,000-yard seasons counting high school and college, was broken last year due to the strike, although counting his 266 playoff yards Tony's season total was 1,011 yards. In '81 Dorsett was the NFL's second-leading rusher with a club-record 1,646 yards. He owns the Cowboys' top three season rushing performances, top eight single-game rushing efforts and four longest runs from scrimmage. He's the NFL's second all-time leading playoff rusher with 1,266 yards in 15 games, trailing only Pittsburgh's Franco Harris with 1,523 in 18 games. He also owns team records for most career 100-yard games (33), most 100-yard games in a season (9), most consecutive 100-yard games (4), most rushing attempts in a career and season, most career rushing touchdowns and most yards gained in a playoff game (160 vs. Rams in 1980). A team captain the past two seasons, Dorsett was voted to the Pro Bowl in 1978, '81 and '82. In '81 he also earned consensus All-Pro honors and was named NFC player of the year by UPI, the Washington Touchdown Club and the Kansas City Committee of 101. Last year he was a consensus second-team All-Pro. The second player selected in the '77 draft following a trade with Seattle, Dorsett won consensus rookie of the year honors in helping Dallas win Super Bowl XII. **GAMES:** 1977 (14), 1978 (16), 1979 (14), 1980 (15), 1981 (16), 1982 (9). Total — 84.

**COLLEGE:** Dorsett crowned a brilliant collegiate career by winning the 1976 Heisman Trophy as the nation's outstanding player. Dorsett rushed for an NCAA career-record 6,082 yards and 58 TDs and led Pitt to the 1976 national championship with a 12-0 record. He broke or tied 14 NCAA records, was a four-time All-America and the first player in NCAA history with four 1,000-yard seasons and three 1,500-yard seasons.

**PERSONAL:** Anthony Drew Dorsett is a member of the National Easter Seals Sports Council, served as 1980 chairman of the American

## DORSETT, Cont.

Heart Association's Jump-Rope-a-Thon fund raising program, has promoted the United Way, United Negro College Fund and the Dallas Civic Opera. In a 1979 Gallup Youth Survey of American teenagers' favorite sports personalities, Tony finished second to Roger Staubach. In 1981 Dorsett was named the best dressed man in sports by the Cutom Tailor's Guild of New York. Tony is a partner in the Southwestern Drilling Mud Company of Midland, Texas. Tony and wife Julie live in Wylie, Texas, with daughter Shukura (1/19/76). Tony also has a son, Anthony Drew Dorsett, Jr. (9/14/73).

### DORSETT'S COWBOYS TOTALS

Rushing						Receiving					
Year	Att.	Yds.	Avg.	Long	TD	Year	No.	Yds.	Avg.	Long	TD
1977	208	1007	4.8	84	12	1977	29	273	9.4	23	1
1978	290	1325	4.6	63	7	1978	37	378	10.2	91	2
1979	250	1107	4.4	41	6	1979	45	375	8.3	32	1
1980	278	1185	4.3	56	11	1980	34	263	7.7	27	1
1981	342	1646	4.8	75	4	1981	32	325	10.2	73	2
1982	177	745	4.2	99	5	1982	24	179	7.5	17	0
TOTALS	1545	7015	4.5	99	45	TOTALS	201	1793	8.9	91	7

### Passing

Year	Att.	Comp.	Yds.	Pct.	Int.	Avg. Gn.	TD
1977	1	1	34	1.000	0	34.0	0
1978	1	0	0	0.000	0	0.0	0
1980	1	0	0	0.000	0	0.0	0
1982	1	0	0	0.000	0	0.0	0
TOTALS	4	1	34	.250	0	8.5	0

### Miscellaneous Scoring

	TDrt	PAT	FG	Pts.
1978	1*	0	0	6

\* - 54-yard touchdown run with Du-Pree fumble.

### SINGLE-GAME CAREER HIGHS

#### Regular Season

Yds. Rsh.—206 (12/4/77 vs. Phila.)  
 Rsh. Att.—30 (12/6/81 @ Baltimore)  
 Lg. Run—99t (1/3/83 @ Minnesota)  
 TD Rsh.—3 (10/7/79 @ Minnesota)  
 Rcpt.—8 (11/18/79 @ Washington)  
 Yds. Rec.—107 (9/4/78 vs. Baltimore)  
 Lg. Rcpt.—91t (9/4/78 vs. Baltimore)  
 TD Rec.—1 (6 t., 1st. 11/9/81 vs. Buf.)

#### Playoffs

Yds. Rsh.—160 (12/28/80 vs. Rams)  
 Rsh. Att.—27 (1/16/83 vs. Green Bay)  
 Lg. Run—53 (1/8/79 @ Rams)  
 TD Rsh.—2 (12/26/77 vs. Chicago)  
 Rcpt.—5 (twc., 1st. 1/4/81 @ Atlanta)  
 Yds. Rec.—48 (1/2/82 vs. Tampa Bay)  
 Lg. Rcpt.—32 (12/26/77 vs. Chicago)  
 TD Rec.—1 (12/28/80 vs. Rams)

### DORSETT GAME-BY-GAME

Date	Opponent	Att.	Yds.	Lg.	TD	Date	Opponent	Att.	Yds.	Lg.	TD
9/18/77	@ Minnesota	4	11	9	0	<b>Playoffs</b>					
9/25	Giants	7	62	32t	2	12/26/77	Chicago	17	85	22t	2
10/2	Tampa Bay	10	72	14	0	1/1/78	Minnesota	19	71	13	1
10/9	@ St. Louis	14	141	77t	2	1/15/78	Denver @ N.O.	15	66	19	1
10/16	Washington	19	51	9	0	<hr/>					
10/23	@ Philadelphia	13	48	12	1	9/4/78	Baltimore	15	147	51	0
10/30	Detroit	13	48	17	0	9/10	@ Giants	24	111	13	1
11/6	@ Giants	16	39	10	1	9/17	@ Los Angeles	19	38	13	0
11/14	St. Louis	16	50	9	1	9/24	St. Louis	21	154	25	1
11/20	@ Pittsburgh	17	73	13	1	10/2	@ Washington	21	61	10	0
11/27	@ Washington	19	64	9	1	10/8	Giants	17	73	10	0
12/4	Philadelphia	23	206	84t	2	10/15	@ St. Louis	12	24	12	0
12/12	@ S. Francisco	20	92	21t	1						
12/18	Denver	17	50	8	0						

(Continued on next page)

## DORSETT, Cont.

### DORSETT GAME-BY-GAME, Cont.

Date	Opponent	Att.	Yds.	Lg.	TD	Date	Opponent	Att.	Yds.	Lg.	TD
10/22	Philadelphia	7	24	8	0	11/16	St. Louis	26	122	18	1
10/26	Minnesota	11	38	15	0	11/23	Washington	17	59	12	1
11/5	@ Miami	10	49	19	0	11/27	Seattle	24	107	16	2
11/12	@ Green Bay	23	149	33t	2	12/7	@ Oakland	25	97	20	1
11/19	New Orleans	25	152	63	1	12/15	@ Los Angeles	14	77	33	0
11/23	Washington	21	72	11	0	12/21	Philadelphia	16	74	17	0
12/3	New England	15	49	13	0	<b>Playoffs</b>					
12/10	@ Philadelphia	20	63	23	1	12/28/80	Los Angeles	22	160	23	1
12/17	@ Jets	29	121	13	1	1/4/81	@ Atlanta	10	51	9	0
<b>Playoffs</b>						1/11/81	@ Phila.	13	41	11	1
12/30/78	Atlanta	14	65	12	0	<hr/>					
1/8/79	@ Los Angeles	17	101	53	1	9/6/81	@ Washington	20	132	21	0
1/21/79	Pitt. @ Miami	16	96	29	0	9/13	St. Louis	16	129	30	0
<hr/>						9/21	@ N. England	19	162	75t	1
9/2/79	@ St. Louis	DNP				9/27	Giants	22	70	11	0
9/9	@ S. Francisco	19	54	15	0	10/4	@ St. Louis	21	99	36	1
9/16	Chicago	20	108	24	0	10/11	@ S. Francisco	9	21	7	0
9/24	@ Cleveland	14	64	12	0	10/18	Los Angeles	27	159	44t	1
9/30	Cincinnati	20	119	23	0	10/25	Miami	24	122	18	0
10/7	@ Minnesota	21	145	30t	3	11/1	@ Philadelphia	20	78	15	1
10/14	Los Angeles	24	103	14	1	11/9	Buffalo	28	117	15	0
10/21	St. Louis	20	111	41	0	11/15	@ Detroit	15	55	13	0
10/28	@ Pittsburgh	19	73	21	0	11/22	Washington	23	115	26	0
11/4	@ Giants	16	36	12	0	11/26	Chicago	19	72	11	0
11/12	Philadelphia	13	53	24	0	12/6	@ Baltimore	30	175	26	0
11/18	@ Washington	14	43	7	0	12/13	Philadelphia	28	101	8	0
11/22	Houston	12	54	16	1	12/19	@ Giants	20	39	7	0
12/2	Giants	29	108	12	1	<b>Playoffs</b>					
12/8	@ Philadelphia	9	36	13	0	1/2/82	Tampa Bay	16	86	26	1
12/16	Washington	DNP				1/10/82	@ S. Francisco	22	91	11	1
<b>Playoffs</b>						<hr/>					
12/30/79	Los Angeles	19	87	26	0	9/13/82	Pittsburgh	11	30	12	0
<hr/>						9/19	@ St. Louis	22	98	16	0
9/8/80	@ Washington	17	66	20	1	11/21	Tampa Bay	15	52	9	0
9/14	@ Denver	17	62	11	0	11/25	Cleveland	20	116	17	2
9/21	Tampa Bay	20	100	15	0	12/5	@ Washington	26	57	13	0
9/28	@ Green Bay	22	77	10	1	12/13	@ Houston	18	65	13	0
10/5	Giants	15	26	7	0	12/19	New Orleans	25	105	19	2
10/12	San Francisco	19	75	17	1	12/26	Philadelphia	24	69	14	0
10/19	@ Philadelphia	6	17	6	0	1/3/83	@ Minnesota	16	153	99t	1
10/26	San Diego	DNP				<b>Playoffs</b>					
11/2	@ St. Louis	16	43	15	1	1/9/83	Tampa Bay	26	110	9	0
11/9	@ Giants	24	183	56	2	1/16/83	Green Bay	27	99	22	0
						1/22/83	@ Washington	15	57	17	0

## LEADING NFL RUSHERS

### Since 1977

1. Payton — Chicago ..... 8,135
2. Dorsett — Dallas ..... 7,015
3. \*Campbell — Houston .... 6,995
4. Harris — Pittsburgh ..... 5,810
5. Montgomery — Philadelphia 5,610

### Since 1980

1. Campbell — Houston ..... 3,848
2. Dorsett — Dallas ..... 3,576
3. Payton — Chicago ..... 3,278
4. Harris — Pittsburgh ..... 2,380
5. Montgomery — Philadelphia 2,695

\*Campbell 1978-82



# Michael Downs ★ 26



**SAFETY** • **RICE** • **3rd YEAR**  
**HT: 6-3** • **WT: 203** • **BORN: 6/9/59** • **FA FOR '81**

**PRO:** Although he hasn't yet begun collecting the awards that already have gone to Everson Walls, Michael Downs was an equally spectacular 1981 free agent find. A starter at free safety since the first game of his rookie season, Downs led the Cowboys in solo tackles and finished second in total tackles in 1981. His 13 solo tackles and 15 total stops against Chicago (11/26) were club season highs. He also intercepted a pass against Tampa Bay in the playoffs (1/2). Last year Downs led the club in total tackles, the first defensive back to do so since Cliff Harris in 1976. He also had a team-leading three fumble recoveries, including an 86-yard return for a score at Houston (12/13), second longest in club history. Michael's 12 tackles against Tampa Bay (11/21) were a club season high. Also in that game he forced a fumble and recovered another at the two-yard line with five seconds left to preserve a victory, earning Pro Football Weekly's defensive player of the week award. "Michael is improving all the time," Tom Landry says. "His recognition has improved and he's coming up to make the plays at the line of scrimmage. He can only get better. He's got the ability to be in the Pro Bowl. He's got good range and good coverage man-to-man on tight ends when he has to cover them, so he could probably play strong safety if he had to." A pinched nerve in Downs' neck hampered his play as a senior at Rice, the main reason he wasn't drafted. He's missed one game as a pro, the second of his rookie year with a pulled hamstring. **GAMES: 1981 (15), 1982 (9). Total — 24.**

**COLLEGE:** A three-year starter at free safety, Downs intercepted nine passes in his career at Rice, including three in one game (TCU) in 1978. He was a senior co-captain.

**PERSONAL:** Dallas native Michael Lynn Downs attended South Oak Cliff High, the same school which produced teammate Harvey Martin. Downs earned undergraduate degrees from Rice in business, political science and physical education. In the offseason he works in youth marketing for the Dr Pepper Co. of Dallas. Michael and wife Vanessa live in Dallas.

## DOWN'S COWBOYS TOTALS

Year	Pass Interceptions				Year	Opponents' Fumbles Recovered				
	No.	Yds.	Avg.	Long TD		No.	Yds.	Avg.	Long TD	
1981	7	81	11.6	21	0	1	0	0.0	0	0
1982	1	22	22.0	22	0	3	87	29.0	86	1
<b>TOTALS</b>	<b>8</b>	<b>103</b>	<b>12.8</b>	<b>22</b>	<b>0</b>	<b>4</b>	<b>87</b>	<b>21.8</b>	<b>86</b>	<b>1</b>

## Tackles — QB Traps

Year	Solo	Ast.	Tot. — Tps.
1981	72	38	110 — 0
1982	49	21	70 — 1
<b>TOTALS</b>	<b>121</b>	<b>59</b>	<b>180 — 1</b>



## Billy Joe DuPree ★ 89

**TIGHT END • MICHIGAN STATE • 11th YEAR**  
**HT: 6-4 • WT: 223 • BORN: 3/7/50 • D-1 FOR '73**

**PRO:** In a decade with the Cowboys Billy Joe DuPree has established himself as the premiere tight end in club history and one of its most durable players. The fourth leading receiver in team history entering 1983, DuPree has not missed a game in his career. His ironman streak has reached 143 consecutive games (164 counting playoffs), third longest in club history behind Bob Lilly's 196 and Cornell Green's 168. BJ's streak of 93 straight starts (1976-81) was broken last season by Doug Cosbie, who won the starting tight end job from DuPree in preseason. Billy Joe had been the starter since his rookie year, although injuries reduced his playing time in 1975. DuPree set a club record for receptions by a tight end in '76 with 42. He was voted to the Pro Bowl in 1976, '77 and '78. His nine touchdown catches in 1978 led NFL tight ends. BJ has two 100-yard games, catching six passes for 100 yards against St. Louis in '75 (9/28) and five for 108 against New Orleans in '76 (9/19). "He has all the attributes you want in a tight end," Tom Landry says. "He's big, fast, makes the big play and blocks well. He's been a great team player for many years and he can still perform well." **GAMES:** 1973 (14), 1974 (14), 1975 (14), 1976 (14), 1977 (14), 1978 (16), 1979 (16), 1980 (16), 1981 (16), 1982 (9). Total — 143.

*(Continued on next page)*

### DUPREE'S COWBOYS TOTALS

Year	Receiving				Year	Rushing			
	No.	Yds.	Avg.	Long TD		No.	Yds.	Avg.	Long TD
1973	29	392	13.5	40 5	1973	2	2	1.0	6 0
1974	29	466	16.1	42 4	1974	4	43	10.8	20 0
1975	9	138	15.3	28 1	1975	1	3	3.0	3 0
1976	42	680	16.2	38 2	1976	7	50	7.1	13 0
1977	28	347	12.4	23 3	1977	3	9	3.0	7 0
1978	34	509	15.0	38 9	1978	1	15	15.0	15 0
1979	29	324	11.2	33 5	1979	2	19	9.5	20 0
1980	29	312	10.8	39 7	1980	4	19	4.8	11 0
1981	19	214	11.3	33 2	1981	1	12	12.0	12 0
1982	7	41	5.9	12 2	1982	1	6	6.0	6 1
<b>TOTALS</b>	<b>255</b>	<b>3423</b>	<b>13.4</b>	<b>42 40</b>	<b>TOTALS</b>	<b>26</b>	<b>178</b>	<b>6.8</b>	<b>20 1</b>

### Opponents' Fumbles Recovered

Year	No.	Yds.	Avg.	Long TD
1973	1	0	0.0	0 0

### Kickoff Returns

Year	No.	Yds.	Avg.	Long TD
1977	0*	24	0.0	24 0

\*Indicates return following reverse handoff

### SINGLE-GAME CAREER HIGHS

#### Regular Season

Rcpt.—8 (11/5/78 @ Miami)  
 Yds. Rec.—109 (9/19/76 @ N. Orleans)  
 Lg. Rcpt.—42t (12/7/74 v. Cleveland)  
 TD Rcpt.—3 (9/30/73 v. St. Louis)

#### Playoffs

Rcpt.—5 (12/30/78 v. Atlanta)  
 Yds. Rec.—66 (1/15/78 v. Denver)  
 Lg. Rcpt.—28t (12/26/77 v. Chicago)  
 TD Rcpt.—1 (4 times,  
 last 1/4/81 @ Atlanta)

## DuPREE, Cont.

**COLLEGE:** DuPree caught 69 passes in three seasons in a run-oriented offense to finish third among all-time Michigan State receivers. He earned All-Big Ten honors his senior year. Billy Joe also played basketball for the Spartans.

**PERSONAL:** Winner of the 1982 Cowboys NFL Man of the Year award, Billy Joe DuPree (dew-PREE) is board president of the Judy Lott Community Center in Dallas, board member of Big Brothers of Arlington, Texas, and board member of the Dallas Heritage Society. He's also active in the United Way of Dallas. BJ was a finalist in the 1979 Brian Piccolo-YMCA Humanitarian Award. Billy Joe's Dallas business, CWC Construction, specializes in foundation work and steel reinforcing. BJ and wife Marsha have two sons — Shon (10/27/72) and Christopher (8/4/78).

## John Dutton ★ 78

**DEFENSIVE TACKLE • NEBRASKA • 10th YEAR**  
**HT: 6-7 • WT: 275 • BORN: 2/6/51 • TRADE, BALT., '79**

**PRO:** A top defensive end his first six NFL seasons, former Baltimore Colts' All-Pro John Dutton was switched to left tackle in 1980, his second season in Dallas following a 1979 trade. Dutton spent 1980 learning his new position while sharing it with starter Larry Cole. Cole retired after the '80 season and Dutton took command of the position in 1981, turning in a fine performance. "John came along very well in 1981 at tackle, and it was one of the keys to our defensive improvement," Tom Landry says. Dutton's absence from the NFC Championship Game in San Francisco because of a bruised thigh was considered a major blow to Dallas. Last year John was bothered by injuries. He limped through the first two games with a foot injury, bruised a shoulder in the first game after the strike and re-injured his right thigh in the playoffs. He underwent surgery on the thigh in the offseason. The Cowboys obtained Dutton from Baltimore on the Oct. 9, 1979 trading deadline to help plug holes left by the retirements of Ed Jones and Jethro Pugh. Dallas gave up first and second-round draft choices to acquire the three-time Pro Bowl selection. A right end at Baltimore, Dutton played left end in '79 and was moved to tackle in 1980 when Too Tall returned from boxing. He scored his first NFL touchdown in 1980 on a 38-yard interception return against Giants QB Scott Brunner (10/5). Chosen by the Colts in the first round of the '74 draft, the fifth pick overall (Too Tall was first), Dutton was a consensus all-rookie selection. In '75 he led the Colts in QB traps with a career-high 17, was selected to the Pro Bowl for the first of three straight years and was named to the AP and UPI All-AFC teams. The following season Dutton reached All-Pro status, leading his team in QB traps again with 13 and being named All-Pro by AP and All-AFC by UPI. He was named to the Pro Bowl and UPI's All-AFC team again in '77. **GAMES: 1974**



## DUTTON, Cont.

(14-Balt.), 1975 (14-Balt.), 1976 (14-Balt.), 1977 (12-Balt.), 1978 (14-Balt.), 1979 (8), 1980 (16), 1981 (16), 1982 (9). Total — 117 (49-Dallas).

**COLLEGE:** A two-year starter and senior captain, Dutton was a consensus All-America in 1973. He played in two Orange Bowls and one Cotton Bowl with Nebraska. The Cornhuskers won the national championship in his sophomore season. John also threw the discus for the Nebraska track team.

**PERSONAL:** John Owen Dutton and wife Ginny live in Dallas with son Mason (8/4/79). They also own 80 acres in Lincoln, Neb. Ginny, a ballet dancer, studied under reknowned Edward Villela. John grew up in Rapid City, S.D., and attracted more scholarship offers for basketball than football. He has a degree in business administration.

### DUTTON'S COLTS TOTALS

Opponents' Fumbles Recovered						Tackles — QB Traps				
Year	No.	Yds.	Avg.	Long	TD	Year	Solo	Ast.	Tot.	Tps.
1974	1	0	0.0	0	0	1974	79	NA	79	5
1975	1	0	0.0	0	0	1975	73	17	90	17
1977	1	0	0.0	0	0	1976	62	11	73	13
1978	3	10	3.3	10	0	1977	26	13	39	6
TOTALS	6	10	1.7	10	0	1978	98	17	115	6
						TOTALS	338	58	396	47

### DUTTON'S COWBOYS TOTALS

Opponents' Fumbles Recovered						Tackles — QB Traps				
Year	No.	Yds.	Avg.	Long	TD	Year	Solo	Ast.	Tot.	Tps.
1980	2	0	0.0	0	0	1979	14	11	25	1
						1980	31	21	52	3½
						1981	44	37	81	4½
						1982	18	20	38	2
						TOTALS	107	89	196	11

#### Pass Interceptions

Year	No.	Yds.	Avg.	Long	TD
1980	1	38	38.0	38	1



## Ron Fellows ★ 27

**CORNERBACK** • **MISSOURI** • **3rd YEAR**  
**HT: 6-0** • **WT: 174** • **BORN: 11/7/58** • **D-7A FOR '81**

**PRO:** The Cowboys converted Ron Fellows to cornerback his rookie year after he had led the University of Missouri in receiving in 1980. An experiment based on Fellows' quickness, jumping ability, hands and previous experience on defense, it looks as if it may pay off big. "Ron Fellows is a very talented player," Tom Landry says. "He may be one of our quickest players. He covers well and returns kicks well. He's very valuable to us." Last year Fellows played right corner on passing downs with starting right corner Dennis Thurman moving to safety. Ron intercepted two passes in a preseason game at San Diego (8/21). A knee injury limited Fellows in the playoffs, however. Obtained with a draft choice from Tampa Bay for defensive end Dave Stalls, Fellows became a regular at the corner on passing downs

## FELLOWS, Cont.

in the 11th game of his rookie year, at Detroit (11/15). He led the club in punt and kickoff returns in 1982. The leanest member of the team, Ron is called "Bird" by teammates. He played at Missouri with current teammates Kurt Petersen and Howard Richards. GAMES: 1981 (16), 1982 (9). Total — 25.

**COLLEGE:** Fellows played cornerback two years at Butler, Kan., Community College. He transferred to Missouri and moved to offense midway through his junior year of 1979. In 1980 he led the Tigers with 33 catches for 586 yards and four TDs. He was chosen Big Eight player of the week after catching six passes for 99 yards against Iowa State. Fellows was a hurdler in junior college.

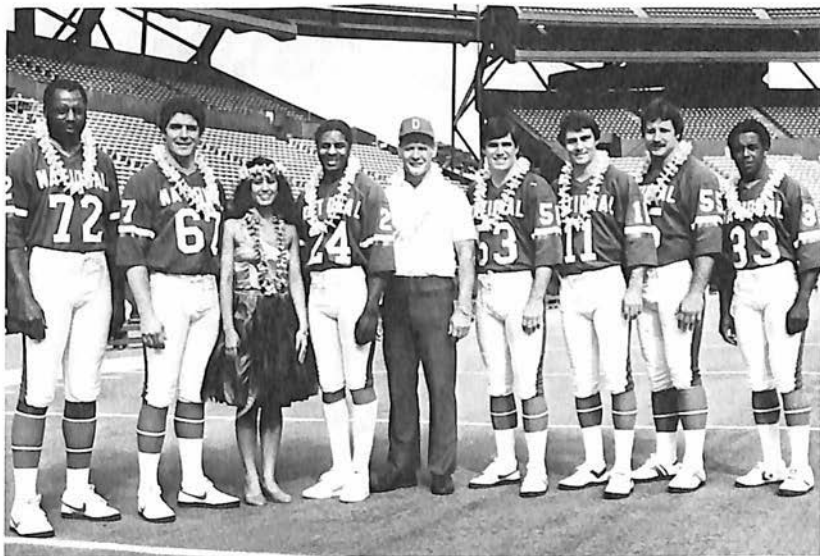
**PERSONAL:** Ronald Lee Fellows, a native of South Bend, Ind., studied elementary education at Missouri. He and wife Lillie live in Dallas where they operate a fashion jewelry business for the Diamite Corporation.

### FELLOWS' COWBOYS TOTALS

Punt Returns					Kickoff Returns				
Year	No.	Yds.	Avg.	Long TD	Year	No.	Yds.	Avg.	Long TD
1981	11	44	4.4	10 0	1981	8	170	21.3	31 0
1982	25	189	7.6	17 0	1982	16	359	22.4	35 0
TOTALS	36	233	6.5	17 0	TOTALS	24	529	22.0	35 0

### Tackles — QB Traps

Year	Solo	Ast.	Tot.	Tps.
1981	6	1	7	0
1982	5	5	10	0
TOTALS	11	6	17	0





## Mike Hegman ★ 58

**LINEBACKER • TENNESSEE STATE • 8th YEAR**  
**HT: 6-1 • WT: 228 • BORN: 1/17/53 • D-7 FOR '75**

**PRO:** Mike Hegman became the starting strong-side (left) linebacker in November 1979 when Thomas Henderson was released with four games left in the regular season. In the '79 playoff loss to Los Angeles (12/30) Mike led the club in tackles with nine and tipped Vince Ferragamo's pass that Billy Waddy caught for the 50-yard winning TD with two minutes left. Hegman won the starting job outright in '80 training camp and played "extremely well all season," according to Tom Landry. Highlights included a recovered fumble in the end zone for a touchdown at Philadelphia (10/19) and two interceptions against Seattle (11/27). He finished fifth on the club in tackles. Against the Rams in the playoffs (12/28) Hegman suffered a dislocated left elbow which knocked him out of the next two playoff games. After a fine training camp in '81, bad luck struck Hegman again when he broke a bone in his right forearm in the season opener at Washington (9/6). He missed the next five games after having played in 77 straight, but returned to start the final nine plus two playoff games. He recovered a fumble to set up the Cowboys' first TD in the NFC title game at San Francisco (1/10/82). Mike started every game in 1982. "Mike's the kind of player who doesn't make many mistakes and he's got great football instincts," says linebackers coach Jerry Tubbs. The best evidence of those instincts came in Super Bowl XIII when Hegman swiped the ball from Pittsburgh's Terry Bradshaw and raced 37 yards for a second-quarter touchdown. Hegman scored on a 66-yard interception return against Denver in '78 preseason. **GAMES:** 1976 (14), 1977 (14), 1978 (16), 1979 (16), 1980 (16), 1981 (11), 1982 (9). Total — 96.

**COLLEGE:** Hegman transferred from Alabama A&M and made Tennessee State's football team as a walk-on. He played middle linebacker on State's 10-0 1973 team, led the club in tackles in '74 and played on the same defense with Ed "Too Tall" Jones.

**PERSONAL:** A native of Memphis (Northside High), Michael William Hegman has a degree from Tennessee State in physical education. Last

*(Continued on next page)*

### HEGMAN'S COWBOYS TOTALS

Year	Pass Interceptions				
	No.	Yds.	Avg.	Long	TD
1977	1	0	0.0	0	0
1980	2	2	1.0	2	0
<b>TOTALS</b>	<b>3</b>	<b>2</b>	<b>0.7</b>	<b>2</b>	<b>0</b>

Year	Opponents' Fumbles Recovered				
	No.	Yds.	Avg.	Long	TD
1978	2	0	0.0	0	0
1980	1	0	0.0	0	1
<b>TOTALS</b>	<b>3</b>	<b>0</b>	<b>0.0</b>	<b>0</b>	<b>1</b>

Year	Tackles — QB Traps			
	Solo	Ast.	Tot.	Tps.
1977	8	10	18	0
1978	25	19	44	2
1979	20	23	43	0
1980	63	22	85	3
1981	30	19	49	0
1982	24	22	46	1½
<b>TOTALS</b>	<b>170</b>	<b>115</b>	<b>285</b>	<b>6½</b>

## HEGMAN, Cont.

offseason he worked for the Allen, Texas, Recreation Department. Mike has participated in fund-raising events for St. Jude's Children's Hospital in Memphis, the Special Olympics and the Muscular Dystrophy Association. He has a daughter, Mikia (8/22/76).

## Rod Hill ★ 25

**CORNERBACK** • **KENTUCKY STATE** • **2nd YEAR**  
**HT: 6-0** • **WT: 182** • **BORN: 3/14/59** • **D-1 FOR '82**

**PRO:** Rod Hill performed exactly the way the Cowboys expected after making the little-known speedster their surprise No. 1 draft choice in 1982. "We picked him strictly on athletic ability, speed and movement, and he didn't disappoint us there," Tom Landry says. "He'll need some time to develop because he comes from a small school and didn't play against the top competition, but he has the qualities that in the long run could make him a great player. He did a lot of things well last year." The highlight was an 89-yard kickoff return to set up a crucial field goal in the 37-26 playoff victory over Green Bay (1/16/83). The return tied Hill with Nat Moore for the second longest kickoff runback in NFL playoff history. He also blocked an extra point attempt in that game. Hill replaced injured Ron Fellows as the Cowboys' passing-situation right cornerback late in the season and through the playoffs. **GAMES: 1982 (9).**



**COLLEGE:** Hill transferred to Kentucky State from Iowa where he was a wide receiver. The first Kentucky State player ever drafted in the first round, Hill was a nationally ranked return specialist in addition to intercepting eight passes for 213 yards in his career. He was an NAIA honorable mention All-America in 1979, an NAIA second-team All-America and AP honorable mention Little All-America in 1980, and a Sporting News honorable mention All-America in 1981.

**PERSONAL:** Detroit native (Martin Luther King High School) Rodrick Hill has four sisters and two brothers. He studied economics and computer science in college. In the offseason he helped the Special Olympics program in Paris, Texas, and spoke at Dallas schools on the importance of education. He enjoys playing Pac-Man and doing Richard Pryor impressions.

### HILL'S COWBOYS TOTALS

Opponents' Fumbles Recovered					Punt Returns				
Year	No.	Yds.	Avg.	Long TD	Year	No.	Yds.	Avg.	Long TD
1982	1	0	0.0	0 0	1982	4	39	9.8	26 0



## Tony Hill ★ 80

**WIDE RECEIVER • STANFORD • 7th YEAR**  
**HT: 6-2 • WT: 198 • BORN: 6/23/56 • D-3A FOR '77**

**PRO:** A player of extraordinary talent, Tony Hill has led the Cowboys in receiving yardage in each of the past five seasons and is the club's fourth all-time leader in receiving yards behind Bob

Hayes, Drew Pearson and Frank Clarke. Hill and Hayes are the only Cowboys receivers to compile back-to-back 1,000-yard seasons. Hill could become the first Dallas receiver with three 1,000-yard seasons. He was on his way last season with 15 receptions for 252 yards in the first two games but the strike erased his chances to reach 1,000. Hill added a team-leading 16 catches for 246 yards in the playoffs, including seven for 142 against Green Bay (1/9/83), equaling the club record for receptions in a playoff game. His 49-yard reception from Drew Pearson set up the winning score against the Packers. "Tony is our big play man,"

*(Continued on next page)*

### HILL'S COWBOYS TOTALS

Receiving					Punt Returns						
Year	No.	Yds.	Avg.	Long	TD	Year	No.	Yds.	Avg.	Long	TD
1977	2	21	10.5	12	0	1977	10	124	12.4	29	0
1978	46	823	17.9	54	6	1978	11	101	9.2	20	0
1979	60	1062	17.7	75	10	1979	6	43	7.2	12	0
1980	60	1055	17.6	58	8	TOTALS	27	268	9.9	29	0
1981	46	953	20.7	63	4						
1982	35	526	15.0	47	1						
TOTALS	249	4440	17.8	75	25						

Kickoff Returns					Rushing						
Year	No.	Yds.	Avg.	Long	TD	Year	Att.	Yds.	Avg.	Long	TD
1977	3	64	21.3	29	0	1978	3	17	5.7	14	0
1979	1	32	32.0	32	0	1979	2	18	9.0	12	0
TOTALS	4	96	24.0	32	0	1980	4	27	6.8	15	0
						1981	1	-3	-3.0	-3	0
						1982	1	22	22.0	22	0
						TOTALS	11	81	7.4	22	0

Passing								
Year	Att.	Comp.	Yds.	Pct.	Int.	Avg Gn.	TD	Rating
1978	1	0	0	0	0	0.0	0	0.0

### SINGLE-GAME CAREER HIGHS

#### Regular Season

Recpt. — 8 (twc., 1st. 9/19/82 @ St. L.)  
 Yds. Rec. — 213 (11/12/79 vs. Phila.)  
 Lg. Recpt. — 75t (11/12/79 vs. Phila.)  
 TD Recpt. — 2 (5 times,  
 last 9/14/80 vs. Denver)

#### Playoffs

Recpt. — 7 (1/16/83 vs. Green Bay)  
 Yds. Rec. — 142 (1/16/83 vs. G. Bay)  
 Lg. Recpt. — 49 (1/16/83 vs. G. Bay)  
 TD Recpt. — 1 (twice,  
 last 1/10/82 @ San Francisco)

### HILL'S 100-YARD GAMES

Date	Opponent	No.	Yds.	Lg.	TD	Date	Opponent	No.	Yds.	Lg.	TD
10/8/78	Giants	7	112	30t	2	12/21	Phila.	4	110	36	1
9/2/79	@ St. Louis	5	113	44	1	10/25/81	Miami	5	106	38	0
11/12	Phila.	7	213	75t	2	11/1	@ Phila.	6	121	30	0
12/16	Washington	8	113	21	1	11/26	Chicago	4	117	55	0
9/14/80	@ Denver	5	117	36t	2	9/13/82	Pittsburgh	6	130	45t	1
11/16	St. Louis	7	126	58t	1	9/19	@ St. Louis	8	101	32	0
12/15	@ L. A.	6	121	36t	1	1/16/83	Green Bay	7	142	49	0



## HILL, Cont.

Tom Landry says. "He has that ability to make the key play. He threatens the defense more than the other receivers we have because he has the excellent burst of speed to get under a ball that's deep. He's a very explosive player, the type who can turn a short play into a big play in a hurry." In five seasons as a starter the two-time Pro Bowl selection (1978-79) has caught 20 passes of 40 yards or longer and more touchdown passes (29) than any other Dallas receiver. Tony has made three memorable game-winning catches. In '79 his 22-yard quick screen with two minutes left beat Chicago (9/16) and an eight-yarder with 39 seconds remaining clinched the NFC East title for Dallas in a dramatic comeback victory over Washington (12/16). His 28-yard scoring catch with 45 seconds left lifted the Cowboys over St. Louis in 1980 (11/2). Hill was obtained with a draft choice acquired from Philadelphia in 1975 for former All-Pro guard John Niland. GAMES: 1977 (14), 1978 (16), 1979 (16), 1980 (16), 1981 (16), 1982 (9). Total — 87.

**COLLEGE:** Hill broke all of former 49ers All-Pro Gene Washington's receiving records at Stanford. Tony caught 140 passes in four years for 2,225 yards and 18 touchdowns, including 55 catches for 916 yards in 1975.

**PERSONAL:** Leroy Anthony Hill, Jr., serves as honorary chairman of the Dallas chapter of the Juvenile Diabetes Foundation. In 1981 he started the Tony Hill Sports Camp for underprivileged children in his Long Beach, Calif., hometown. Tony was a quarterback at Long Beach Polytechnic High School. In 1978 Long Beach honored Tony as its athlete of the year. Tony has a degree from Stanford in political science. He finished third in ABC's 1983 SuperStars competition.

## Gary Hogeboom ★ 14

**QUARTERBACK • CENTRAL MICHIGAN • 4th YEAR**  
**HT: 6-4 • WT: 199 • BORN: 8/21/58 • D-5 FOR '80**

**PRO:** He waited three years to play in a meaningful situation. When the opportunity finally arrived, it came wrapped in the most intense pressure imaginable. With 19 seconds left in the first half of the NFC Championship Game at Washington (1/23/83), Danny White was knocked unconscious and out of the game. Gary Hogeboom then got his chance and showed everyone why the Cowboys believe he is an outstanding talent. On the Cowboys' first two possessions of the second half Hogeboom smartly directed scoring drives, capping them with touchdown passes of six yards to Drew Pearson and 23 yards to Butch Johnson. Gary converted his first six third-down chances and finished with 14 completions on 29 attempts for 162 yards and two touchdowns. Two interceptions, however, spoiled Hogeboom's valiant effort at leading a Dallas comeback. "The quarterback position will be very competitive for us now because of Gary's emergence against Washington,"



## HOGOBOOM, Cont.

says Tom Landry. "He gained a lot of confidence. Gary has a very strong arm, a quick delivery and good size." Hogeboom won the roster spot vacated by Roger Staubach, who retired prior to the '80 season. Gary slipped into two games his rookie season on special teams. He saw his first preseason action at quarterback in '81, completing 7-of-14 passes for 78 yards and one touchdown, an 18-yard strike to Doug Donley against Houston (8/29). Hogeboom appeared at quarterback in regular season for the first time at Baltimore in '81 (12/6), handing off three times to end the game. In '82 preseason he completed 20-of-36 passes for 297 yards, two touchdowns, three interceptions. GAMES: 1980 (2), 1981 (1), 1982 (4). Total — 7.

**COLLEGE:** Hogeboom led Central Michigan to its first conference championship and was named Mid-American Conference player of the year in 1979. He guided Central to a 19-2-1 record in two years as a starter and of his 28 career starts Central won 24. He passed for 3,088 career yards (208-of-395, 53 percent) and 19 touchdowns, and he rushed for 957 yards and 16 TDs. He set the school career total offense record of 4,045 yards.

**PERSONAL:** Gary Keith Hogeboom (HOAG-uh-boom) lives in Dallas with wife Kristi and daughter Heidi Jo (11/30/82). Gary attended Northview High School in his hometown of Grand Rapids, Mich. Gary has his Michigan real estate license and hopes to become a homebuilder in Dallas. He has helped promote the Special Olympics and the American Heart Association.

### HOGOBOOM'S COWBOYS TOTALS

#### Rushing

Year	Att.	Yds.	Avg.	Long	TD
1982	3	0	0.0	0	0

#### Passing

Year	Att.	Comp.	Yds.	Pct.	Int.	Avg.	Gn.	Long	TD	Tkld/Lst	Rtng.
1982	8	3	45	37.5	1	5.63		26	0	0/0	—



## Monty Hunter ★ 34

**SAFETY** • **SALEM COLLEGE** • **2nd YEAR**  
**HT: 6-0** • **WT: 202** • **BORN: 1/21/59** • **D-4B FOR '82**

**PRO:** Monty "Big Game" Hunter bagged the biggest trophy of his rookie season in dramatic fashion. With the Cowboys trailing Tampa Bay 17-16 early in the fourth quarter of the first-round playoff game (1/9/83), Hunter picked off a Doug Williams pass and returned it 12 yards for the go-ahead touchdown in Dallas' 30-17 victory. "Big Game" also contributed to a regular-season victory over the Bucs (11/21) when he stripped the ball from tight end Jimmie Giles inside the 10-yard line with less than 10 seconds to play. Michael

## HUNTER, Cont.

Downs recovered the fumble at the two to preserve the victory. Hunter was a pleasant surprise to the Cowboys. The rookie from tiny Salem College continued to progress during the season while playing regularly in the Cowboys' "4-0," or passing-situation, defense. Because of his size he often played linebacker in the "4-0" defense, covering running backs and tight ends. "We have great hopes for Monty," Tom Landry says. "Although he's very inexperienced, he's got the size and speed and he made excellent progress last year." GAMES: 1982 (9).

**COLLEGE:** A four-year starting cornerback, Hunter intercepted a school-record 19 passes in his career at Salem (enrollment 1,000) in Salem, W. Va. He earned All-West Virginia Intercollegiate Athletic Conference and honorable mention Little All-America honors in 1981. He returned a kickoff 93 yards for a touchdown against West Virginia Wesleyan.

**PERSONAL:** Orié Montgomery Hunter III was a running back at Dover, Ohio, High School. In June the town of Dover celebrated "Monty Hunter Day" and Dover High retired his No. 18 jersey. Also in the offseason Monty made appearances at three Dover area Starlight Schools for retarded citizens. Monty majored in industrial technology and safety at Salem.

### HUNTER'S COWBOYS TOTALS

Year	Tackles — QB Traps			Year	Opponents' Fumbles Recovered				
	Solo	Ast.	Tot. — Tps.		No.	Yds.	Avg.	Long TD	
1982	6	8	14 — 1	1982	1	0	0.0	0	0

## Butch Johnson ★ 86

**WIDE RECEIVER** • **CAL-RIVERSIDE** • **8th YEAR**  
**HT: 6-1** • **WT: 187** • **BORN: 5/28/54** • **D-3C FOR '76**

**PRO:** A true competitor who prides himself on making the clutch receptions, Butch Johnson has contributed memorably to numerous Cowboys victories. "Butch makes the tough plays in tough situations," Danny White says. "He always has, and he always will." Last season against Houston (12/13) Butch had the first two-touchdown game of his career, which included a spectacular over-the-shoulder 21-yard grab in the corner of the end zone. He added nine playoff receptions for 149 yards, including a fine 23-yard touchdown catch in the NFC title game. In '81 Butch had his most productive season and co-led the club in TD catches with Doug Cosbie with five, all significant plays in victories. Two other receptions of note that season were Johnson's 47-yard fourth-quarter catch to set up the final TD in the division title clinching win over Philadelphia (12/13) and a diving one-handed 20-yard catch to set up Dallas' first score in the NFC Championship Game at San Francisco (1/10/82). In 1980 Johnson caught a 35-yard touchdown pass that sent the Cowboys ahead of the Rams 27-13 late in



## JOHNSON, Cont.

the third quarter of the NFC Wild Card victory (12/28). In '79 his diving 19-yard third-down catch sparked a late fourth-quarter rally at the Giants (11/4) and in a playoff-clinching victory at Philadelphia (12/8) Butch alertly snared a deflected 17-yard pass for the winning TD in the fourth period. In '77 Johnson made a remarkable one-handed TD grab against San Francisco (12/12), then capped the season with a spectacular TD catch in Super Bowl XII, a diving 45-yarder to send Dallas ahead of Denver 20-3 in the third quarter. He scored his second Super Bowl TD the next year against Pittsburgh on a four-yard pass late in the game. Johnson led the team in kickoff and punt returns his first three seasons. As a rookie he tied an NFL record with nine punt returns against Buffalo (11/15/76). His club season records for punt return yardage and most punts returned were broken in '80 by James Jones. GAMES: 1976 (14), 1977 (14), 1978 (16), 1979 (11), 1980 (16), 1981 (16), 1982 (9). Total — 96.

**COLLEGE:** Johnson led the nation in receiving in 1975 with 67 catches for 1,027 yards in just eight games, earning All-America honors and his team's MVP award. He caught 139 passes in his career, 17 for touchdowns. He also was a pole vaulter on the Cal-Riverside track team.

**PERSONAL:** Los Angeles native (Dorsey High) Michael McColly Johnson is vice president of Dallas-based Imperial Investors and works for the CBS Dallas affiliate (KDFW) as a sports reporter. Butch donates his time to Ronald McDonald House, West Dallas Community Center, Dallas Society for Crippled Children, the Association for Retarded Citizens, and the Dallas SCAN Center for abused and neglected children. His brother-in-law is singer-songwriter Bill Withers and his second cousin is former Massachusetts Senator Edward Brooke. Butch and wife Julie live in Plano, Texas, with sons Michael McColly, Jr. (9/8/80) and Jeremy Charles (2/2/82).

### JOHNSON'S COWBOYS TOTALS

Receiving						Punt Returns					
Year	No.	Yds.	Avg.	Long	TD	Year	No.	Yds.	Avg.	Long	TD
1976	5	84	16.8	43	2	1976	45	489	10.9	55	0
1977	12	135	11.3	22	1	1977	50	423	8.5	38	0
1978	12	155	12.9	23	0	1978	51	401	7.9	23	0
1979	6	105	17.5	28	1	TOTALS	146	1313	8.9	55	0
1980	19	263	13.7	29	4						
1981	25	552	22.1	55	5	Kickoff Returns					
1982	12	269	22.4	49	3	Year	No.	Yds.	Avg.	Long	TD
TOTALS	91	1563	17.2	55	16	1976	28	693	24.8	74	0
						1977	22	536	24.4	64	0
						1978	29	603	20.8	56	0
						TOTALS	79	1832	23.2	74	0

### Rushing

Year	No.	Yds.	Avg.	Long	TD
1977	1	-3	-3.0	-	0
1979	1	13	13.0	13	0
1982	1	9	9.0	9	0
TOTALS	3	19	6.3	13	0

### SINGLE-GAME CAREER HIGHS

**Regular Season**  
 Recept. — 5 (10/4/81 @ St. Louis)  
 Yds. Rec. — 101 (10/4/81 @ St. Louis)  
 Lg. Recept. — 55 (9/13/81 vs. St. Louis)  
 TD Recept. — 2 (12/13/82 @ Houston)

**Playoffs**  
 Recept. — 5 (1/22/83 @ Washington)  
 Yds. Rec. — 76 (1/9/83 vs. Tampa Bay)  
 Lg. Recept. — 45t (1/15/78 vs. Denver)  
 TD Recept. — 1 (4 times,  
 Last 1/22/83 @ Washington)

## Ed Jones ★ 72



**DEFENSIVE END • TENNESSEE STATE • 9th YEAR**  
**HT: 6-9 • WT: 272 • BORN: 2/23/51 • D-1A FOR '74**

**PRO:** The football career of Ed "Too Tall" Jones has taken off and now soars where most thought it would after the Cowboys made him the first selection in the 1974 NFL draft. Since re-signing with the Cowboys on July 8, 1980 after spending 1979 as a professional boxer, Jones has become a dominant player. He was voted to the Pro Bowl in 1981 and '82, was named All-Pro in '81 by the NEA and in '82 by AP. He also was a second-team All-Pro choice by the NEA and a second-team All-NFC pick by UPI last season. Too Tall had his third career interception last year, against New Orleans (12/19), and caused the fumble that resulted in Michael Downs' 86-yard touchdown return at Houston (12/13). In '81 Jones knocked down 10 passes, led the club in fumble recoveries for the second straight year and was voted the team defensive MVP by the Dallas media in seven of 13 victories. He also blocked an extra point attempt which set up a 10-9 victory over Chicago (11/26). Too Tall batted down a career-high 11 passes in 1980. He seems to rise to his most awesome heights in the playoffs, especially in '77 and '78 when the Cowboys went to the Super Bowl. Jones had 23 tackles, two QB traps, two batted-down passes and two forced fumbles in the '77 playoffs, 19 tackles, two sacks and a fumble recovery in the '78 playoffs, including a team-leading seven tackles in Super Bowl XIII. In a divisional playoff after the '81 season he knocked down one pass and intercepted another against Tampa Bay (1/2/82). The Cowboys obtained the rights to draft Jones in '74 from Houston for defensive end Tody Smith and wide receiver Billy Parks. The Cowboys also got Danny White with a draft choice from that deal. Too Tall started his career at weakside (right) defensive end and made the all-rookie team. In his second season he swapped positions with Harvey Martin and became a left end. Jones has not missed a game in his career. **GAMES:** 1974 (14), 1975 (14), 1976 (14), 1977 (14), 1978 (16), 1979 (DNP), 1980 (16), 1981 (16), 1982 (9). Total — 113.

*(Continued on next page)*

### JONES' COWBOYS TOTALS

Opponents' Fumbles Recovered					
Year	No.	Yds.	Avg.	Long	TD
1975	1	0	0.0	0	0
1976	1	0	0.0	0	0
1980	3	0	0.0	0	0
1981	3	0	0.0	0	0
1982	1	0	0.0	0	0
<b>TOTALS</b>	<b>9</b>	<b>0</b>	<b>0.0</b>	<b>0</b>	<b>0</b>

Pass Interceptions					
Year	No.	Yds.	Avg.	Long	TD
1975	1	2	2.0	2	0
1982	1	0	0.0	0	0
<b>TOTALS</b>	<b>2</b>	<b>2</b>	<b>1.0</b>	<b>2</b>	<b>0</b>

Tackles — QB Traps				
Year	Solo	Ast.	Tot.	Tps.
1974	33	16	49	— 3½
1975	40	29	69	— 5
1976	54	29	83	— 5
1977	48	22	70	— 6
1978	43	31	74	— 12
1980	48	34	82	— 8
1981	58	25	83	— 9
1982	35	11	46	— 6
<b>TOTAL</b>	<b>359</b>	<b>197</b>	<b>556</b>	<b>— 54½</b>

## E. JONES, Cont.

**COLLEGE:** Jones was a two-time All-America at Tennessee State where he also played two seasons of basketball. A college teammate dubbed him "Too Tall." Jones did not begin playing football until his senior year at Merry High in Jackson, Tenn.

**PERSONAL:** Edward Lee Jones, a native of Jackson, Tenn., is a partner in Dallas-based Imperial Investors with Butch Johnson, Preston Pearson and Benny Barnes. He has a degree in health and physical education. The multi-talented Jones has appeared in two movies and made a guest appearance on the TV comedy "Diff'rent Strokes." He enjoys singing rhythm and blues and has released a record. He has been active in promoting the Special Olympics for the handicapped and other charity causes.



## James Jones ★ 23

**RUNNING BACK • MISSISSIPPI STATE • 4th YEAR**  
**HT: 5-10 • WT: 202 • BORN: 12/6/58 • D-3B FOR '80**

**PRO:** A knee injury reduced James Jones' 1982 season to appearances on special teams in four games. Jones had offseason surgery on the knee in hopes of returning to the form that made him a valuable offensive performer. "I'd describe him as a player who is solid," says running backs coach Al Lavan. "He's a very good receiver, blocks well and brings the right attitude to the practice field. He's also a quick runner." In 1981 Jones averaged 5.3 yards per carry, tops on the team among running backs. His 59-yard TD run at Baltimore (12/6) was the club's second longest run from scrimmage that season. In the playoffs Jones was the Cowboys' second leading pass receiver with five catches for 32 yards. In his rookie season James made a sparkling debut when he picked up 45 yards on 10 carries in a season-opening victory at Washington (9/8) with Dorsett sidelined periodically by leg cramps. But it was as a kick returner that he made his biggest contribution. Jones set club season records for punt returns (54) and punt return yardage (548), breaking Butch Johnson's previous marks. James' 10.1-yard punt return average was the team's highest since Johnson's 10.9 in 1976 and it ranked fifth best in the NFL and fourth in the NFC. Jones' 22.5-yard kickoff return average was the club's best since Johnson's 24.4 in 1977 and ranked sixth in the NFC. Against the Redskins (11/23) he had a season-high 52-yard punt return to set up a touchdown in a 14-10 victory. Against Los Angeles in the NFC Wild Card Game (12/28) he had 153 yards in kick returns, including a dazzling 43-yard punt return in the first quarter that got the Cowboys rolling. Jones did not return punts in college, but volunteered for the job in training camp in an effort to assure his spot on the team. An early-season groin injury hampered his kick returning in '81. **GAMES:** 1980 (16), 1981 (16), 1982 (5). Total — 37.

## J. JONES, Cont.

**COLLEGE:** Jones missed the final seven games of his senior year with a knee injury after leading Mississippi State in rushing his junior season with 687 yards (5.3 per carry). In his career Jones rushed for 1,416 yards (5.4 average) and 14 touchdowns, caught 29 passes for 274 yards and three touchdowns, completed 3-of-6 passes for 72 yards and two touchdowns and returned 24 kickoffs for a 21.3-yard average and one TD. He was Academic All-SEC as a junior.

**PERSONAL:** James Jones, Jr., is a native of Starkville, Miss. (Vicksburg High). He studied physical education at Mississippi State and hopes to become a football coach. James is active in the Fellowship of Christian Athletes.

### JONES' COWBOYS TOTALS

Rushing					Receiving				
Year	No.	Yds.	Avg.	Long TD	Year	No.	Yds.	Avg.	Long TD
1980	41	135	3.4	9 0	1980	5	39	7.8	16 0
1981	34	183	5.3	59 1	1981	6	37	6.2	16 0
TOTALS	75	318	4.2	59 1	TOTALS	11	76	6.9	16 0

Punt Returns					Kickoff Returns				
Year	No.	Yds.	Avg.	Long TD	Year	No.	Yds.	Avg.	Long TD
1980	54	548	10.1	52 0	1980	32	720	22.5	41 0
1981	33	188	5.7	17 0	1981	27	517	19.1	33 0
TOTALS	87	736	8.5	52 0	1982	2	46	23.0	27 0
					TOTALS	61	1283	21.0	41 0

### SINGLE-GAME CAREER HIGHS

#### Regular Season

Yds. Rsh. — 86 (12/6/81 @ Balt.)  
Rsh. Atmpt. — 10 (9/8/80 @ Wash.)  
Lg. Run — 59t (12/6/81 @ Baltimore)  
TD Rsh. — 1 (12/6/81 @ Baltimore)  
Recpt. — 2 (9/14/80 @ Denver)  
Yds. Rec. — 27 (9/14/80 vs. Wash.)

#### Playoffs

Yds. Rsh. — 38 (12/28/80 vs. Rams)  
Rsh. Atmpt. — 9 (1/2/82 vs. T. Bay)  
Lg. Run — 22 (12/28/80 vs. Rams)  
TD Rsh. — 1 (1/2/82 vs. Tampa Bay)  
Recpt. — 3 (1/10/82 v. S. Francisco)  
Yds. Rec. — 17 (1/10/82 @ S. Fran.)

## MILLER NFL MAN OF THE YEAR AWARD

The NFL Man of the Year program honors NFL players who have contributed as outstanding citizens of their communities as well as to their teams on the field. The program began in 1970, was discontinued from 1977-79 and was reactivated by the Miller Brewing Company in 1980. Miller has established an annual \$36,000 scholarship fund to be distributed in the names of the leading vote-getters from each of the 28 NFL teams. Dallas Cowboys NFL Man of the Year winners have been:

1982 — Billy Joe DuPree  
1981 — D. D. Lewis  
1980 — Drew Pearson

1976 — Roger Staubach  
1975 — Roger Staubach  
1973 — Calvin Hill



## Angelo King ★ 57

**LINEBACKER • SOUTH CAROLINA STATE • 3rd YEAR**  
**HT: 6-1 • WT: 230 • BORN: 2/10/58 • FA FOR '81**

**PRO:** Angelo King fits the mold of the smaller, quicker linebacker needed to cope with today's pass-oriented NFL offenses. King showed potential in his rookie training camp of 1981 but was released on Aug. 25 at the roster cutdown to 50. When Mike Hegman fractured his arm in the season opener at Washington, the door was opened for Angelo's return on Sept. 8. He became a solid special teams performer, including a fumble recovery on a punt that set up the go-ahead touchdown in a victory at New England (9/21). His play was strong enough that when Hegman returned, King stayed. Angelo continued his special teams and reserve linebacking duties in '82. "Angelo is a good, solid player," Tom Landry says. "He might not impress you that much when you first look at him. The only thing that impresses you is the results. He makes plays. He moves off blocks well. He'll build on that ability." King and teammate Dextor Clinkscale also were teammates for three years at South Carolina State. **GAMES: 1981 (15), 1982 (9). Total — 24.**

**COLLEGE:** Midway through his freshman year of 1977 King became a starting linebacker at South Carolina State. He went on to become a second-team All-Mid-Eastern Athletic Conference in 1978, first-team All-MEAC in 1979 and '80, plus a Black All-America and honorable mention Little All-America in 1980. King blocked six punts in his career, two in '78 and a school-record four in '79. He played in the 1981 Black All-Star Game.

**PERSONAL:** Angelo Tyrone King, a native of Columbia, S.C. (Columbia High School), obtained his degree from South Carolina State in health and physical education. He has three brothers and three sisters.

### KING'S COWBOYS TOTALS

Year	Opponents' Fumbles		Recovered		Long TD	Year	Tackles — QB Traps		
	No.	Yds.	Avg.				Solo	Ast.	Tot. — Tps.
1981	1	0	0.0	0	0	1981	2	2	4 — 0
						1982	1	0	1 — 1
						<b>TOTALS</b>	<b>3</b>	<b>2</b>	<b>5 — 1</b>



## Harvey Martin ★ 79

**DEFENSIVE END • EAST TEXAS STATE • 11th YEAR**  
**HT: 6-5 • WT: 260 • BORN: 11/16/50 • D-3 FOR '73**

**PRO:** The sight of Harvey Martin swooping into the backfield from his right end position has been a fearsome sight for NFL quarterbacks for a decade. Martin is the Cowboys' all-time quarterback sack leader and has led the club in that category every year he's



## MARTIN, Cont.

been with the team, 10 straight seasons. A defensive captain from 1977-80, Harvey is a fiery competitor and the emotional leader of the defense. He has played in 125 straight games including the playoffs, has been a four-time Pro Bowl choice (1976-79) and was a unanimous All-Pro in 1977 when he had one of the best seasons ever by an NFL defensive player — 85 tackles, a league-leading 23 traps, two fumble recoveries in the NFC Championship Game, co-MVP with Randy White in Super Bowl XII and consensus NFL defensive player of the year honors. The following season he had another outstanding effort in the NFC title victory at Los Angeles (1/7/79) with a team-leading seven tackles, a sack and a fumble recovery. Last season Harvey tied a career-high of three QB traps in a game twice, against St. Louis (9/19) and New Orleans (12/19). "Harvey had a good year," Tom Landry says. "He started pass rushing better last year. He's been a great player for us over the years." Adds teammate Dennis Thurman, "Harvey is the guy who gets the front four going. He's the leader, the catalyst. When he's going good, those linemen are unstoppable." Harvey and Cliff Harris share the NFL career playoff record of four fumble recoveries. GAMES: 1973 (14), 1974 (14), 1975 (13), 1976 (14), 1977 (14), 1978 (16), 1979 (16), 1980 (16), 1981 (16), 1982 (9). Total — 142.

**COLLEGE:** Harvey earned NAIA, Football News and Associated Press All-America honors in 1972 when he led East Texas State to the NAIA Division I championship. Harvey was named Lone Star Conference defensive player of the decade in 1980.

**PERSONAL:** Dallas native (South Oak Cliff High) is one of the area's most popular sports personalities. He has worked as a sports reporter for a local TV station, hosted his own radio show and been a commentator on ABC's SuperTeams competition. Last offseason he made his acting debut, playing Applegate in the Dallas production of "Damn Yankees." He is a partner in a chain of Dallas barbecue restaurants called Smokey John's. Harvey is active in the American Heart Association, the Easter Seals drive, the Parkland Hospital Blood Bank and the Multiple Sclerosis Society.

### MARTIN'S COWBOYS TOTALS

Opponents' Fumbles Recovered						Tackles — QB Traps				
Year	No.	Yds.	Avg.	Long	TD	Year	Solo	Ast.	Tot.	Tps.
1973	1	0	0.0	0	0	1973	20	5	25	9
1974	2	9	4.5	6	0	1974	18	18	36	10
1977	2	0	0.0	0	0	1975	36	23	59	10
1981	1	0	0.0	0	0	1976	55	36	91	15
TOTALS	6	9	1.5	6	0	1977	55	30	85	23
						1978	44	25	69	16
Pass Interceptions						1979	50	39	89	10
Year	No.	Yds.	Avg.	Long	TD	1980	30	23	53	12
1976	1	0	0.0	0	0	1981	31	19	50	10
1978	1	7	7.0	7	0	1982	25	12	37	8
TOTALS	2	7	3.5	7	0	TOTALS	364	230	594	123



## Robert Newhouse ★ 44

**FULLBACK** • **HOUSTON** • **12th YEAR**  
**HT: 5-10** • **WT: 219** • **BORN: 1/9/50** • **D-2A FOR '72**

**PRO:** Robert Newhouse, the Cowboys' starting fullback from 1974-80, is the club's fourth all-time leading rusher. The past two seasons Newhouse has backed up Ron Springs and been a solid special teams performer. "I'm not worried about being on the first team," Robert says. "My days are limited and I've reset my goals. I'm a team player all the way. I'll do whatever it takes to get this team to the Super Bowl." Last season Newhouse started the Green Bay playoff victory for Springs, who was injured, and scored the final TD on a one-yard plunge. In '81 at Philadelphia (11/1) he gained 24 yards on six carries, including a six-yard run on third-and-one in the winning touchdown drive, working in short-yardage situations. Newhouse led the Cowboys in rushing in the 1975 Super Bowl season with a career-best 930 yards. He was enjoying one of his best years in '78 when he suffered a broken bone in his right leg in game 12 against New Orleans. His streak of playing in 96 straight games was broken, but 'House still led the team in rushing TDs with eight and in total TDs scored with 10. In a key victory over Green Bay (11/2) he played the equivalent of a perfect game, receiving the highest grades ever by a Dallas running back in the coaches' film review. A stress fracture of the lower left leg suffered in the season opener slowed Robert in 1979. The oldest player on the team, Newhouse has had five career 100-yard games, most recently in the '79 opener at St. Louis (9/2) when he gained 108 yards. 'House has played well in many key games, his most memorable moment coming in Super Bowl XII when he tossed a 29-yard touchdown pass to Golden Richards to seal the victory over Denver (1/15/78). Robert was drafted in 1972 with a second-round pick obtained from New England for Halver Hagen and Honor Jackson. **GAMES:** 1972 (14), 1973 (14), 1974 (14), 1975 (14), 1976 (14), 1977 (14), 1978 (13), 1979 (14), 1980 (16), 1981 (16), 1982 (9). Total — 152.

**COLLEGE:** Newhouse set school records for yards rushing in a season (1,757) and carries (297) in 1971 en route to becoming Houston's all-time leading rusher with 2,961 yards. He averaged 6.4 yards per carry and scored 19 touchdowns in his career. Four times he rushed for more than 200 yards in a game, including 245 against Mississippi State in 1969.

**PERSONAL:** Robert Fulton Newhouse and wife Nancy hail from the east Texas town of Hallsville (Galilee High). Newhouse Enterprises, Inc., includes the All-Brand Pump Company and a petroleum products division. Robert, who has a degree in math, is studying for his master's in business at the University of Dallas. He and Nancy have their real estate licenses and Nancy and Joyce Barnes are partners in a Dallas beauty salon called "In-Look Hair Designs." The Newhouses have

## NEWHOUSE, Cont.

four children — Roddrick (5/21/75), twin daughters Dawnyel and Shawntel (3/6/79) and Reginald (2/16/81).

### NEWHOUSE'S COWBOYS TOTALS

Rushing					Receiving				
Year	Att.	Yds.	Avg.	Long TD	Year	No.	Yds.	Avg.	Long TD
1972	28	116	4.1	19 1	1972	1	8	8.0	8 0
1973	84	436	5.2	54 1	1973	9	87	9.7	38 1
1974	124	501	4.0	23 3	1974	9	67	7.4	21 0
1975	209	930	4.4	29 2	1975	34	275	8.1	23 0
1976	116	450	3.9	24 3	1976	15	86	5.7	16 0
1977	180	721	4.0	29 3	1977	16	106	6.6	41 1
1978	140	584	4.2	24 8	1978	20	176	8.8	24 2
1979	124	449	3.6	21 3	1979	7	55	7.9	21 1
1980	118	451	3.8	29 6	1980	8	75	9.4	18 0
1981	14	33	2.3	6 0	1981	1	21	21.0	21 0
1982	14	79	5.6	27 1	TOTALS	120	956	8.0	41 5
TOTALS	1151	4750	4.1	54 31					

### Kickoff Returns

Year	No.	Yds.	Avg.	Long TD
1972	18	382	21.2	30 0
1973	3	62	20.7	26 0
1981	3	34	10.4	12 0
TOTALS	24	478	19.9	30 0

### Passing

Year	Att.	Comp.	Yds.	Pct.	Int.	Avg. Gn.	TD
1975	2	1	46	50.0	0	23.0	1


### SINGLE-GAME CAREER HIGHS

#### Regular Season

Yds. Rsh. — 124 (12/16/73 vs. St. L.)  
 Rsh. At. — 23 (9/28/75 vs. St. Louis)  
 Lg. Run — 54 (11/18/73 vs. Phila.)  
 TD Rsh. — 2 (4 t., lst. 10/12/80 vs. S.F.)  
 Recept. — 6 (10/26/75 vs. Philadelphia)  
 Yds. Rec. — 53 (10/23/77 vs. Phila.)  
 Lg. Recept. — 41 (10/23/77 vs. Phila.)  
 TD Rec. — 1 (5 t., lst. 11/22/79 vs. Hou.)

#### Playoffs

Yds. Rsh. — 81 (1/1/78 vs. Minnesota)  
 Rsh. At. — 16 (3 t., lst. 12/26/77 v. Chi.)  
 Lg. Run — 19 (twc., lst. 12/26/77 vs. Chi.)  
 TD Rsh. — 1 (3 t., lst. 1/16/83 v. G.B.)  
 Recept. — 3 (1/15/78 vs. Denver)  
 Yds. Rec. — 25 (12/28/75 v. Minnesota)  
 Lg. Recept. — 14 (twice,  
 last 12/19/76 v. Los Angeles)  
 TD Rec. — 0





## Timmy Newsome ★ 30

**RUNNING BACK • WINSTON-SALEM STATE • 4th YEAR**  
**HT: 6-1 • WT: 231 • BORN: 5/17/58 • D-6 FOR '80**

**PRO:** Although big and strong like a fullback, Timmy Newsome possesses the elusive running style of a tailback. After watching him struggle for two years at fullback, the Cowboys switched the talented young player to the running back position last year in training camp. After initially balking at the move, Newsome thrived at the new position and now is considered a rising young star. "The emergence of Timmy Newsome last year was encouraging," Tom Landry says. "He made a couple of great runs. With our offense revolving around the tailback, you've got to have a good one behind Tony Dorsett." According to conditioning coach Bob Ward, Newsome is pound-for-pound the strongest man on the team. He can bench-press 410 pounds. Last year Newsome won Ward's "Preseason Challenge" conditioning program competition. He was outstanding in preseason games, made two of the club's best offensive plays of the regular season and averaged 6.5 yards on his 15 regular-season carries. In a victory at Washington (12/5) he broke tackles on an outstanding 18-yard scoring run. The following week at Houston on Monday Night Football (12/13) Timmy caught one pass for a 43-yard gain and another for a spectacular 46-yard touchdown on which he slipped one tackle and broke three others. In the playoff victory over Green Bay (1/16/83) he caught a career-best seven passes for 70 yards and also scored on a two-yard run while sharing fullback duties with Robert Newhouse for injured Ron Springs. A training camp hamstring injury slowed Newsome in 1981. As a 1980 rookie he contributed a pair of touchdowns on one-yard runs and three receptions in a victory over San Diego (10/26). He also had a few long runs, a 23-yarder against Seattle (11/27) plus a 19-yarder and 15-yarder in the playoffs against the Rams (12/28). He was the

*(Continued on next page)*

### NEWSOME'S COWBOYS TOTALS

Rushing					Kickoff Returns				
Year	No.	Yds.	Avg.	Long TD	Year	No.	Yds.	Avg.	Long TD
1980	23	73	3.1	23 2	1980	12	293	24.4	36 0
1981	13	38	2.9	7 0	1981	12	228	19.0	27 0
1982	15	98	6.5	25 1	1982	4	74	18.5	26 0
<b>TOTALS</b>	<b>51</b>	<b>209</b>	<b>4.1</b>	<b>25 3</b>	<b>TOTALS</b>	<b>28</b>	<b>595</b>	<b>21.3</b>	<b>36 0</b>

Receiving				
Year	No.	Yds.	Avg.	Long TD
1980	4	43	10.6	16 0
1982	6	118	19.7	46 1
<b>TOTALS</b>	<b>10</b>	<b>161</b>	<b>16.1</b>	<b>46 1</b>

### SINGLE-GAME CAREER HIGHS

**Regular Season**  
 Yds. Rsh.—47 (11/25/82 v. Cleveland)  
 Rsh. At.—8 (10/26/80 v. San Diego)  
 Lg. Run.—25 (11/25/82 v. Cleveland)  
 TD Rsh.—2 (10/26/80 v. San Diego)  
 Rcpt.—3 (twc., 1st. 12/13/82 @ Hou.)  
 Yds. Rec.—92 (12/13/82 @ Houston)  
 Lg. Rcpt.—46t (12/13/82 @ Houston)

**Playoffs**  
 Yds. Rsh.—34 (12/28/80 v. Rams)  
 Rsh. At.—2 (12/28/80 v. Rams)  
 Lg. Run.—19 (12/28/80 v. Rams)  
 TD Rsh.—1 (1/2/81 v. Tampa Bay)  
 Rcpt.—7 (1/16/83 v. Green Bay)  
 Yds. Rec.—70 (1/16/83 v. Green Bay)

## NEWSOME, Cont.

162nd player selected in the 1980 draft. GAMES: 1980 (16), 1981 (15), 1982 (9). Total — 40.

**COLLEGE:** Newsome was a two-time NAIA first-team All-America and was voted 1979 player of the year by the Central Intercollegiate Athletic Association (CIAA) coaches. In four years at Winston-Salem, Newsome rushed for 3,843 yards (6.1 per carry) and 38 touchdowns. He was the CIAA's leading rusher and scorer in 1977, '78 and '79.

**PERSONAL:** Timothy Arthur Newsome of Ahoskie, N.C. (Ahoskie High), has a degree in business with a concentration in computer science. Last offseason he worked as a computer programmer for Systems Research Corporation of Dallas. Timmy also has done promotional work for the state of North Carolina's alcohol and drug abuse prevention program.

## George Peoples ★ 22



**FULLBACK** • **AUBURN** • **2nd YEAR**  
HT: 6-0 • WT: 211 • BORN: 8/25/60 • D-8A FOR '82

**PRO:** Fierce blocking and powerful inside running won a roster spot for rookie George Peoples in 1982. "Peoples does something every time we give him the ball," Tom Landry says. "It will be interesting to watch his development this year because the second year usually determines what a back is going to do. If he emerges, he can challenge someone because he's a very strong competitor." The highlight of Peoples' rookie season occurred in preseason against New England (8/28) when he turned a short pass from Gary Hogeboom into a 79-yard touchdown. That assured a dream-come-true for George. "I always wanted to play for this team," he said. "Growing up I always dreamed of playing for the Cowboys and wearing Bob Hayes' number 22." Peoples was obtained with an eighth-round draft choice from Denver through Buffalo for cornerback-wide receiver Wade Manning. GAMES: 1982 (8).

**COLLEGE:** A two-year starter used primarily as a blocking back, Peoples rushed for 1,085 yards and three touchdowns on 239 carries in his career, including 443 yards as a junior and 442 as a senior. He ran 63 yards for a touchdown against Alabama on national television in 1981. He followed current NFL runners George Andrews (Atlanta), Joe Cribbs (Buffalo) and James Brooks (San Diego) at Auburn.

**PERSONAL:** George Evans Peoples attended C. Leon King High School in his hometown of Tampa, Fla. In the offseason he returned to Auburn to work toward his degree in distributive education. George enjoys fishing and other outdoor activities.

### PEOPLES' COWBOYS TOTALS

Year	Rushing					Year	Opponents' Fumbles Recovered				
	Att.	Yds.	Avg.	Long	TD		No.	Yds.	Avg.	Long	TD
1982	7	22	3.1	7	0	1982	1	0	0.0	0	0



## Drew Pearson ★ 88

WIDE RECEIVER • TULSA • 11th YEAR  
HT: 6-0 • WT: 193 • BORN: 1/12/51 • FA FOR '73

**PRO:** In a decade with the Cowboys Drew Pearson has risen from undrafted free agent rookie to all-time leading receiver, from unknown to legend. Named to the All-Decade Team of the 1970s by the Pro Football Hall of Fame in 1980, Pearson has earned a niche as one of the top clutch receivers in football history. His most memorable catches form a list of some of the great moments in Cowboys history — an 83-yard fourth-quarter touchdown reception to beat the Rams in the 1973 playoffs; a 50-yard scoring catch in the closing seconds to beat Washington on Thanksgiving Day 1974; the 50-yard "Hall Mary" touchdown reception in the final 20 seconds to beat Minnesota in the '75 playoffs; two touchdown catches in the final 3:40 at Atlanta in the '80 playoffs, the second with 42 seconds left, to rally the Cowboys past the Falcons 30-27. Drew became the Cowboys' all-time leading receiver in 1980 when he passed Bob Hayes' mark of 365 catches. Drew entered his 11th season needing 18 yards to catch Hayes' team leadership in career receiving yardage of 7,295 yards. He also needs only six more receptions to move into the top 20 on the list of pro football's all-time leading receivers. Pearson's 65 career receptions in the playoffs is second in NFL history to Fred Biletnikoff's 70 for Oakland, and Drew's 1,056 playoff receiving yards is third to Biletnikoff's 1,165 and Cleveland-Miami's Paul Warfield's 1,121. Pearson has caught passes in every playoff game in which he's played, a club record 21 straight. Drew was named All-Pro and to the Pro Bowl in 1974, '76 and '77. He led NFC pass catchers in '76 with 58 receptions and he holds the club record for catching passes in 58 consecutive games. He entered 1983 with a streak of catches in 38 straight regular-season games, last being shut out by Tampa Bay on Sept. 21, 1980. In 1979 Drew and Tony Hill became the first pair of NFC (or old NFL) receivers to each catch 1,000 yards worth of passes in a season. Pearson became a starter midway through his rookie year due to an injury to Otto Stowe. Drew's missed only one game (12/8/79 at Philadelphia) because of injury. He served as an offensive captain in 1977 and '78. He was outstanding in last season's playoffs with 13 catches for 153 yards and a touchdown. In his career the former high school quarterback has completed 6-of-8 passes for 241 yards and three touchdowns, including a key 49-yard pass to Tony Hill to set up the clinching touchdown in last season's playoff victory over Green Bay (1/16/83). GAMES: 1973 (14), 1974 (14), 1975 (14), 1976 (14), 1977 (14), 1978 (16), 1979 (15), 1980 (16), 1981 (16), 1982 (9). Total — 142.

**COLLEGE:** Pearson caught a team-leading 33 passes for a run-oriented, 4-7 Tulsa team in 1972 and received the university president's award as the team's "best spirited and most unselfish member." Drew succeeded Joe Theismann as quarterback at South River, N.J., High School but was converted to flanker at Tulsa.

## PEARSON, Cont.

**PERSONAL:** Drew Pearson, voted the Cowboys' NFL Man of the Year by fans in 1980, is a national spokesman for the Distilled Spirits Council, which battles teenage alcohol abuse. He has promoted the San Antonio Performing Arts Association and in March received the Distinguished American Award from the Central New Jersey Chapter of the National Football Foundation. Drew has done extensive work as a radio and TV sports broadcaster. He also founded the Cowboys players' off-season basketball team and is married to the daughter of former Harlem Globetrotters star Marques Haynes. Drew and Marsha Pearson have two daughters — Tori Nichole (7/23/74) and Britni Ja'Nae (8/6/79).

### PEARSON'S COWBOYS TOTALS

Receiving					Rushing				
Year	No.	Yds.	Avg.	Long TD	Year	Att.	Yds.	Avg.	Long TD
1973	22	388	17.6	40 2	1974	3	6	2.0	22 0
1974	62	1087	17.5	50 2	1975	1	11	11.0	11 0
1975	46	822	17.9	46 8	1976	2	20	10.0	11 0
1976	58	806	13.9	40 6	1977	2	22	11.0	11 0
1977	48	870	18.1	67 2	1978	3	29	9.7	33 0
1978	44	714	16.2	53 3	1979	3	27	9.0	33 0
1979	55	1026	18.7	56 8	1980	3	31	10.3	32 0
1980	43	568	13.2	30 6	1981	3	31	10.3	25 0
1981	38	614	16.2	42 3	TOTALS	20	177	8.9	33 0
1982	26	382	14.7	48 3					
TOTALS	442	7277	16.5	67 43					

Punt Returns				
Year	No.	Yds.	Avg.	Long TD
1973	2	13	6.5	13 0

Kickoff Returns				
Year	No.	Yds.	Avg.	Long TD
1973	7	155	22.1	26 0

Miscellaneous Scoring				
Year	TD	PAT	FG	Pts.
1974	1*	0	0	6
1976	1*	0	0	6
TOTALS	2	0	0	12

\*Recovered fumble in end zone

Passing							
Year	Att.	Comp.	Yds.	Pct.	Int.	Avg. Gn.	TD
1974	1	1	46	1.000	0	46.00	1
1976	1	1	39	1.000	0	39.00	1
1981	2	2	81	1.000	0	40.5	1
1983	2	1	26	.500	1	13.0	0
TOTALS	6	5	192	.833	1	32.0	3

### SINGLE-GAME CAREER HIGHS

#### Regular Season

Rcpt.—10 (9/23/74 @ Philadelphia)  
 Yds. Rec.—188 (10/6/75 @ Detroit)  
 Lg. Rcpt.—67 (11/27/77 @ Wash.)  
 TD Rcpt.—3 (twc., lst. 10/12/80 v. S.F.)

#### Playoffs

Rcpt.—7 (1/9/83 v. Tampa Bay)  
 Yds. Rec.—95 (1/9/83 v. Tampa Bay)  
 Lg. Rcpt.—83t (12/23/73 vs. Rams)  
 TD Rcpt.—2 (twc., lst. 1/4/81 @ Atl.)

### PEARSON'S 100-YARD GAMES

Date	Opponent	No.	Yds.	Lg.	TD	Date	Opponent	No.	Yds.	Lg.	TD
9/23/74	@ Phila.	10	161	25	0	10/15/78	@ St. Louis	7	101	25	0
9/29	N.Y. Giants	6	116	32	0	11/23	Washington	4	116	53t	1
10/13	@ St. Louis	8	118	26	0						
11/10	S. Francisco	4	100	33	0	9/24/79	@ Cleveland	5	109	44	0
11/28	Washington	5	108	50t	1	11/4	@ N.Y. Giants	6	124	32t	1
						11/18	@ Wash.	8	134	35	2
10/6/75	@ Detroit	6	188	46	2	11/22	Houston	5	118	56t	1
11/2	@ Wash.	7	114	32	1						
11/15/76	Buffalo	9	135	40	1	10/19/80	@ Phila.	8	107	21	0
						11/2	@ St. Louis	6	103	26	0
10/16/77	Washington	6	157	59t	1	11/22/81	Washington	6	111	34	0



## Kurt Petersen ★ 65

GUARD • MISSOURI • 4th YEAR  
HT: 6-4 • WT: 268 • BORN: 6/17/57 • D-4 FOR '80

**PRO:** Armed with a resounding dedication to the old fashioned work ethic, Kurt Petersen has made remarkable progress in his young career with the Cowboys. Despite being a defensive lineman in college, Petersen already has two years as a starter at offensive guard behind him. "We normally don't expect someone to be able to move from defense to offense so quickly because experience is crucial," says offensive line coach Jim Myers. "Pete is way ahead of schedule because he has been dedicated, he has worked." Called "the Cowboys' blue-ribbon workhorse" by a Dallas newspaper, Petersen combines size, quickness and intelligence with unusual strength. According to conditioning coach Bob Ward, Kurt is the strongest player overall on the team. Petersen spent his rookie year making the difficult position switch and trying to duplicate the success of Pat Donovan, John Fitzgerald and Blaine Nye, college defensive linemen who became top offensive linemen with the Cowboys. The learning process was expected to continue in 1981, but a knee injury to center Robert Shaw in the second game caused the Cowboys to move right guard Tom Rafferty to center and Petersen into a starting role at right guard. Kurt started 14 of 16 games in 1981. Last season he started all nine games, earning a game ball from the coaching staff for his play against Cleveland (11/25) and second-team All-Pro honors from the Newspaper Enterprise Association. GAMES: 1980 (16), 1981 (16), 1982 (9). Total — 41.

**COLLEGE:** A linebacker his junior year, Petersen was moved to defensive tackle his senior season to give Missouri more inside quickness. A senior co-captain, Kurt tied for the team lead in fumble recoveries with four.

**PERSONAL:** St. Louis native (Lutheran High School North) Kurt David Petersen has a degree in industrial engineering and has worked as a carpenter. Kurt is an outdoorsman who enjoys fishing, hunting, gardening and archery. Kurt and wife Karen live in Carrollton, Texas.



## Phil Pozderac ★ 75

TACKLE • NOTRE DAME • 2nd YEAR  
HT: 6-9 • WT: 272 • BORN: 12/19/59 • D-5 FOR '82

**PRO:** You can't help immediately noticing Phil Pozderac's size. It also didn't take long for the Cowboys to notice Pozderac's football ability. "He was the most impressive rookie tackle I can remember us having since Ralph Neely," says Gil Brandt. After a few



## POZDERAC, Cont.

training camp drills against big Poz, Too Tall Jones said, "I like his attitude. He has a mean streak and for a rookie he's hard to intimidate. He doesn't back up. The more physical you get with him the more he comes at you." With tight end Jay Saldi injured most of last season, Pozderac got to play tackle on many short-yardage situations, with Pat Donovan moving to a tight end spot. "Pozderac's got great size and the ability to stay with his blocks. That's his great asset," Tom Landry says. GAMES: 1982 (7).

**COLLEGE:** Pozderac started 23 consecutive games at right tackle his final two seasons at Notre Dame. His teammates voted him Notre Dame's most valuable offensive player in 1981. He also won AP honorable mention All-America honors in '81. Pozderac entered Notre Dame carrying only 220 pounds on his 6-9 frame.

**PERSONAL:** Phillip Maurice Pozderac (poz-DEH-rick) starred in football and basketball at Garfield, Ohio, High School. He was born in Cleveland. Phil received his degree from Notre Dame in business finance. He and wife Kimberly Ann live in Dallas.

## Tom Rafferty ★ 64

CENTER • PENN STATE • 8th YEAR  
HT: 6-3 • WT: 259 • BORN: 8/2/54 • D-4 FOR '76

**PRO:** After starting at right guard from 1977-80, versatile Tom Rafferty was pressed into service at center when Robert Shaw went down with a knee injury in the second game of the 1981 season. Rafferty has started the past 28 games at center over the past two years, including five in the playoffs, and has steadily improved. He received game balls from the coaching staff last season following victories over Cleveland (11/25) and in the playoffs over Tampa Bay (1/9/83). Rafferty also teamed with guard Herbert Scott on a "fold" block that cleared the way for Tony Dorsett's record-setting 99-yard touchdown run at Minnesota (1/3/83). "Tom has improved into a consistent performer for us at center," Tom Landry says. "There's a lot of technique playing center against the nose guards and he improved a lot in this area last year. We're fortunate to have a guy like him." Tom also snaps the ball on punts, field goals and extra points. Usually it takes a few years to break in an offensive lineman because of the complexity of the position. But Rafferty, whose quiet demeanor belies his intense competitiveness, won a starting job his second season, replacing retired All-Pro right guard Blaine Nye in 1977. Rafferty played two games that season at center for injured John Fitzgerald, a preview of things to come. In 1979 Rafferty won the Oak Farms Cowboys MVP award for his performance in a crucial playoff-clinching victory at Philadelphia (12/8). He shared his second career game MVP award with Fitzgerald in 1980 for the Cowboys' season-opening victory at Washington (9/8). Tom has played



## RAFFERTY, Cont.

in 92 consecutive games. GAMES: 1976 (13), 1977 (14), 1978 (16), 1979 (16), 1980 (16), 1981 (16), 1982 (9). Total — 100.

**COLLEGE:** A four-year starting guard at Penn State, Rafferty earned All-America honors from the Football News and the Football Writers Association in 1975. The Cowboys rated him the top pulling guard in the 1976 draft.

**PERSONAL:** Thomas Michael Rafferty was born in Syracuse and raised in Manlius, N.Y., where he became a high school All-America in lacrosse in addition to starring in football and basketball. Tom works in the real estate department of Gulfco Capital Management in Dallas in the offseason. He received a degree in physical education from Penn State and is studying for his master's in business at the University of Dallas. Tom and wife Donna live in Dallas with son J. Michael (7/14/81).



## Howard Richards ★ 70

GUARD • MISSOURI • 3rd YEAR  
HT: 6-6 • WT: 258 • BORN: 8/7/59 • D-1 FOR '81

**PRO:** The consensus of opinion holds that Howard Richards is a star in the making. The 25th player selected in the 1981 draft, Richards spent his rookie season learning the offensive line position and contributing on special teams. He began training camp last year as a reserve left tackle, moved to left guard early in camp, played right guard for injured Kurt Petersen in preseason games and finally switched back to left guard to replace Herbert Scott, who suffered a knee injury in the preseason finale. Richards started eight games at left guard in 1982 and shared the position with Scott in the playoffs. "Richards is a comer," Tom Landry says. "We played him a lot last year and he continued to improve. He has all the qualities to be a top offensive lineman. He's got speed, size and quickness." Adds offensive line coach Jim Myers, "He's very flexible both mentally and physically. What's striking about him is his size, mobility and intelligence." Richards played at Missouri with current teammates Kurt Petersen and Ron Fellows. GAMES: 1981 (16), 1982 (8). Total — 24.

**COLLEGE:** Richards started 40 consecutive games at right tackle for Missouri and capped his career by earning consensus All-Big Eight and second-team All-America honors in 1980. He was a finalist for the 1980 Lombardi Award, which goes to the nation's top collegiate lineman. Howard also received All-Big Eight honors his junior year.

**PERSONAL:** Howard Glenn Richards, Jr., was a football, basketball and baseball star at Southwest High School in St. Louis. His uncle is Ernie McMillan, former offensive tackle of the St. Louis Cardinals and currently offensive line coach of the Green Bay Packers. Howard studied communications (radio, TV and film) at Missouri. He supports the Boys Clubs program in the Dallas area.

## Jeff Rohrer ★ 50



LINEBACKER • YALE • 2nd YEAR  
HT: 6-3 • WT: 232 • BORN: 12/25/58 • D-2 FOR '82

**PRO:** The Cowboys' selection of Jeff Rohrer in the second round of the 1982 NFL draft may have been a surprise to some, but the Cowboys were fully confident about the football future of the young man from Yale. "We had Jeff rated extremely high," Gil Brandt says. "We think he's an excellent football player. He's got excellent potential. He's everything you want in a linebacker — smart, strong, a competitor and he's got speed." Rohrer got into eight games last year on special teams and contributed a fumble recovery that set up a field goal in the playoffs against Green Bay. He spent the rest of his time learning the outside linebacker position. "Rohrer has a lot of potential," Tom Landry says. "He's got to come in now and play football. You've got a lot to work with from an athletic standpoint. He's got excellent size and movement." GAMES: 1982 (8).

**COLLEGE:** Rohrer was the highest NFL draft choice from Yale since 1969 when the Cowboys chose Calvin Hill in the first round. In 1981 Jeff was named to the Coaches All-Ivy League and the Coaches All-New England first teams after leading Ivy co-champ Yale in tackles with a school-record 136 stops (71 solo). An inside linebacker, Rohrer finished as the Bulldogs' second leading tackler in 1980 with 110 stops despite missing the final three games with a broken ankle.

**PERSONAL:** Jeffrey Charles Rohrer was a National Football Foundation and Hall of Fame Scholar-Athlete at Mira Costa High School in his native Manhattan Beach, Calif. He received his degree from Yale in administrative sciences. His hobbies include ceramics, metal sculpting and scuba diving.

### RING OF HONOR

The Cowboys honor former players who made outstanding contributions to the club by inducting them into the Ring of Honor at Texas Stadium. Their names and the years they played are prominently displayed in silver on the wall below the press box at Texas Stadium. Members (and the year inducted) of the Cowboys' Ring of Honor:

1975 — Bob Lilly	1977 — Chuck Howley
1976 — Don Meredith	1981 — Mel Renfro
1976 — Don Perkins	



## Herbert Scott ★ 68

**GUARD** • **VIRGINIA UNION** • **9th YEAR**  
**HT: 6-2** • **WT: 262** • **BORN: 1/18/53** • **D-13 FOR '75**

**PRO:** The Cowboys' most honored active offensive linemen are Pat Donovan and quiet, unassuming Herbert Scott, who lets his All-Pro performance on the field speak for itself. Rising from the obscurity of being a 13th-round draft pick from little Virginia Union, Scott made the team in 1975 as one of the "Dirty Dozen" rookies who helped lead the Cowboys into Super Bowl X. Scott beat out former All-Pro John Niland, who was traded to Philadelphia. The following year Scott won the regular left guard position and since 1978 he's been collecting a host of honors. He was named first-team All-NFC four straight years (1978-81) by UPI, and by the Sporting News in 1979. He was chosen by his peers to play in the Pro Bowl three times in a row (1979-81). In 1980 Herb became the club's first All-Pro offensive lineman since Rayfield Wright in 1975 when he was named first-team All-NFL by the AP and the Newspaper Enterprise Association. Herb achieved All-Pro status again in 1981, according to AP, the Sporting News and NEA (second team). Last year a knee injury in the preseason finale against Houston derailed Scott's season. He missed the first three games after playing in 64 straight and started only one while sharing his position with Howard Richards. Known to teammates as "Pooch," Scott is an outstanding open field and pass blocker and is seldom penalized. Says Tony Dorsett, "When Herb goes after a guy, the next thing you see are feet in the air." Herb missed four starts and half of two other games in 1977 with a hamstring injury. **GAMES:** 1975 (14), 1976 (14), 1977 (11), 1978 (16), 1979 (16), 1980 (16), 1981 (16), 1982 (6). Total — 109.

**COLLEGE:** Scott was a three-time All-Central Intercollegiate Athletic Association selection at Virginia Union. He played guard, tackle and even caught one pass as a tight end. He also was a top shot putter for the track team. In May 1982 Herb was inducted into the CIAA Hall of Fame.

**PERSONAL:** Herbert Carnell Scott, Jr., attended Kellam High School in Virginia Beach, Va. Earlier in his career Herb taught high school math and science in the offseason in Virginia Beach. In February 1982 "Herbert Scott Day" was celebrated in Richmond, Va., home of Virginia Union. Herb's hobby is gospel singing. He is the lead baritone in Dallas' Believers Tabernacle Choir. Herb's wife Gayle is a social worker at the Denton State School for the handicapped. Herb, Gayle and son Ryan Carnell (11/24/80) live in Lucas, Texas.

## Rafael Septien ★ 1



**KICKER** • SOUTHWEST LOUISIANA • 7th YEAR  
HT: 5-9 • WT: 181 • BORN: 12/12/53 • FA FOR '78

**PRO:** In 1982 Rafael Septien became the Cowboys' all-time leading scorer, finishing his fifth season in Dallas with 462 career points to break Bob Hayes' previous mark of 456. Septien's career-best 53-yard field goal at Houston (12/13) was the NFC's longest of the season and his 50-yarder against Green Bay (1/16/83) tied Miami's Garo Yepremian for the second longest field goal in playoff history. Rafael holds the NFL playoff records for field goal accuracy and consecutive field goals made. He has converted 17-of-19 field goal tries in the playoffs for an 89.5 percent rate, including 15 in a row from Super Bowl XIII (1/21/79) until a miss in last season's NFC title game (1/22/83). He's also made all 39 of his extra point attempts in the playoffs, 10 shy of George Blanda's NFL record. Inside the 40-yard line Septien is uncannily accurate with 80 field goals in 92 attempts (87 percent). His 68.6 career field goal percentage is tops in Cowboys history. Rafael has led the club in scoring for the past five years. His best season was in 1981 when he tied Detroit's Ed Murray for the NFL scoring lead, set team records with 121 points, 27 field goals and nine consecutive field goals made, tied the club record of four field goals in a game twice (against Washington and New England) and became the Cowboys' all-time career field goal leader. His 1981 performance earned Septien consensus All-Pro honors, his first trip to the Pro Bowl and Pro Football Weekly's Golden Toe Award as the NFL's top kicker. Drafted by New Orleans in the 10th round in 1977, Septien was released during training camp and signed by the Rams. A consensus all-rookie selection and the NFC's fourth-leading scorer in '77, Septien was beaten out in '78 by Frank Corral and released by the Rams after the final preseason game. The Cowboys immediately signed him (8/30) to replace Efen Herrera, who had been traded to Seattle. The biggest moment of his first Cowboys season came at St. Louis (10/15) when he kicked a 47-yarder into the wind 3:28 into overtime for a 24-21 victory. Rafael was the NFC's third leading scorer in '79 when he won two games with dramatic kicks, a 22-yarder off the left upright with 1:16 left to beat St. Louis 22-21 (9/2) and a 22-yarder with three seconds remaining to top the Giants 16-14 (11/4). In 1980 he set a club record with 59 extra points. GAMES: 1977 (14-L.A.), 1978 (16), 1979 (16), 1980 (16), 1981 (16), 1982 (9). Total — 88 (14-L.A.).

**COLLEGE:** Septien received All-Southland Conference honors his final two seasons at Southwest Louisiana. He kicked nine field goals of more than 50 yards, including a 50-yarder on his first attempt. His long was 57 yards against Lamar in '74.

**PERSONAL:** Jose Rafael Septien Michel (rah-fay-EL sep-tee-EN), a Mexico City native (Collegio Vista Hermosa High School), is the son of the late Carlos Septien, a member of two Mexican World Cup soccer

## SEPTIEN, Cont.

teams. A fine all-around athlete, Septien is the team's best racquetball player. He is president of Septien and Associates, a Dallas public relations firm. He also is active in local drug and alcohol abuse prevention programs, Happy Hill Farm Children's Home and the Fellowship of Christian Athletes. Rafael has appeared in three movies and 40 commercials in Mexico. He and wife Linda, a fine opera singer, live in Dallas with their pet parrot "J.R." (for Jose Rafael).

### SEPTIEN'S RAMS TOTALS

Year	Scoring			
	TD	PAT	FG	Pts.
1977	0	32-35	18-30	86

### SEPTIEN'S COWBOYS TOTALS

Year	Scoring				Opponents' Fumbles Recovered					
	TD	PAT	FG	Pts.	Year	No.	Yds.	Avg.	Long	TD
1978	0	46-47	16-26	94	1980	2	18	9.0	11	0
1979	0	40-44	19-29	97						
1980	0	59-60	11-17	92						
1981	0	40-40	27-35	121						
1982	0	28-28	10-14	58						
TOTALS	0	213-219	83-121	462						

Year	Field Goal Accuracy							Pct.
	1-19	20-29	30-39	40-49	50+	Total		
1977 (Rams)	1-1	10-11	5-6	2-10	0-2	18-30	60.0	
1978	2-3	8-8	3-5	3-10	0-0	16-26	61.5	
1979	0-0	7-7	7-11	3-8	2-3	19-29	65.5	
1980	1-1	3-4	6-6	0-3	1-3	11-17	64.7	
1981	1-1	11-11	8-9	7-12	0-2	27-35	77.1	
1982	1-1	3-3	3-4	2-4	1-2	10-14	71.4	
TOTALS	6-7	42-44	32-41	17-47	4-12	101-151	66.9	

### SINGLE-GAME CAREER HIGHS

**Regular Season**  
 Pts.—15 (9/21/81 @ New England)  
 FGs.—4 (twc., 1st. 9/21/81 @ N. Eng.)  
 Lg. FG—53 (12/13/82 @ Houston)  
 PATs.—8 (10/12/80 vs. San Francisco)

**Playoffs**  
 Pts.—13 (1/16/83 vs. Green Bay)  
 FGs.—3 (twc., 1st. 1/16/83 vs. G. Bay)  
 Lg. FG—50 (1/16/83 vs. Green Bay)  
 PATs.—5 (1/2/82 vs. Tampa Bay)



## Don Smerek ★ 60

**DEFENSIVE TACKLE** • NEVADA-RENO • 2nd YEAR  
 HT: 6-7 • WT: 257 • BORN: 12/20/57 • FA FOR '80

**PRO:** One of the pleasant surprises of the 1982 season was the emergence of Don Smerek at defensive tackle. After struggling with injuries his first two seasons, Smerek battled his way onto the roster in training camp last year, then became a valuable asset down the stretch and in the playoffs filling in for injured John Dutton at left tackle. Don had his first career quarterback trap against Cleveland (11/25) and added another in the playoffs against Green Bay when he made his first career start (1/16/83). "Smerek gave us some hope last year," Tom Landry says. "He played well when he got his chance.

## SMEREK, Cont.

That's something we can count on in the future." After signing with Dallas as a free agent, Smerek spent his 1980 rookie season on injured reserve with fractured ribs suffered in training camp. He made the active roster as a reserve defensive lineman in 1981 but injured a knee in the second game, underwent surgery and spent the rest of the season on injured reserve. "He's a heck of a competitor," Randy White says. "He's still learning the system, but the main ingredients are there. He's very strong, very tough and very intense." Smerek can bench press 435 pounds. GAMES: 1981 (2), 1982 (7). Total — 9.

**COLLEGE:** Smerek was an All-Big Sky choice at defensive end following his senior season at Nevada-Reno.

**PERSONAL:** Donald Frederick Smerek was born in Waterford, Mich., and raised in Henderson, Nev., outside Las Vegas. Don was a football and basketball star at Basic High in Henderson. He received his degree from Nevada-Reno in physical education. Last offseason he worked as a real estate agent for the Early Texas Land Company of McKinney, Texas.

### SMEREK'S COWBOYS TOTALS

Year	Tackles — QB Traps			Tot. — Tps.
	Solo	Ast.		
1982	6	4	10	— 1

## Danny Spradlin ★ 55

LINEBACKER • TENNESSEE • 3rd YEAR  
HT: 6-1 • WT: 241 • BORN: 3/3/59 • D-5 FOR '81

**PRO:** "Danny Spradlin gets your attention right away because with that physical build he makes Charles Atlas look like the 98-pound weakling," says Gil Brandt. "Put that body on such a hard-nosed competitor and there's a reason to get excited about what we might have at middle linebacker." Danny Spradlin is what's known in the trade as a "hitter." He made an immediate impact during his rookie training camp, enabling the Cowboys to trade veteran backup middle linebacker Bruce Huther to Cleveland to make room for Spradlin. Danny received his first opportunity to play middle linebacker in the regular season when Bob Breunig injured his thigh in the first quarter of last year's New Orleans game (12/19). Spradlin earned good grades in his debut, leading the Dallas linebackers in tackles with nine. Earlier in the season at St. Louis (9/19) he made the key defensive play with a ferocious hit to stop Roy Green short of a first down on a fake punt in the second half. "Danny is an ideal looking middle linebacker because he's so big, so strong and so powerful when he strikes," Tom Landry says. "Surely he'll improve, and he gives us fine depth behind Breunig." Spradlin also has been a top special teams performer. GAMES: 1981 (16), 1982 (9). Total — 25.



## SPRADLIN, Cont.

**COLLEGE:** Spradlin led Tennessee in tackles in 1980 with 125. He was second in 1979 with 102. Danny improved steadily after winning a starting outside linebacker spot late in his sophomore season. He was named AP's defensive player of the week in 1980 for his 12-tackle performance against Vanderbilt.

**PERSONAL:** Danny Raye Spradlin is a native of Maryville, Tenn. (Maryville High). In the offseason he works for Sentell Inc. of Fort Worth installing heating and air conditioning units. He has been active in helping the Boys Club of Maryville.

### SPRADLIN'S COWBOYS TOTALS

Year	Tackles — QB Traps			Tot. — Tps.
	Solo	Ast.	Tot.	
1981 .....	2	0	2	— 0
1982 .....	6	4	10	— 0
TOTALS .....	8	4	12	— 0





## Ron Springs ★ 20

FULLBACK • OHIO STATE • 5th YEAR  
HT: 6-1 • WT: 210 • BORN: 11/4/56 • D-5C FOR '79



**PRO:** The Cowboys ask their fullbacks to block, catch passes and gain the tough inside rushing yards, in that order. In multi-talented Ron Springs, the Cowboys have a fullback who can do all those things well. Ron's talent was quite evident his rookie year when he played fullback, but in order to get him into the lineup with Tony Dorsett a switch to fullback was necessary the following season. "Ron's a tough, hard-nosed, slashing-type runner," Tom Landry says. "He has a knack for hitting the hole and is a strong, powerful runner. He has good speed, catches the ball well and has improved his blocking." Last year Springs' best effort came in a 24-10 victory at Washington (12/5) in which he caught an eight-yard touchdown pass in the first half and broke a 46-yard TD run in the closing minutes. In 1981 he combined for 984 yards rushing and receiving, scored a team-high 12 touchdowns and tied Tony Hill for the club lead in receptions with 46, one short of Preston Pearson's club record for a running back. Ron's 11 receptions at New England (9/21) was a team record for running backs. He combined for more than 100 yards rushing and receiving in three games, New England (134), Miami (10/25, 102) and Washington (11/22, 107). He caught a 32-yard touchdown pass late in the fourth quarter for the winning score in a dramatic 28-27 comeback victory over the Dolphins. Springs reported to 1980 training camp 10 pounds heavier than his rookie season and won the starting fullback job from Robert Newhouse. Ron twisted an ankle in the third game, however, and didn't regain the position from Newhouse until the '81 season. Only the 139th player chosen in the 1979 draft, Springs filled in exceptionally well for Tony Dorsett at tailback in three '79 victories when Dorsett was ailing. In the season opener at St. Louis (9/2) Ron threw a 30-yard fourth-quarter TD pass to Tony Hill on his first NFL attempt. Springs replaced Dorsett late in the first half at Philadelphia (12/8) and rushed for 49 yards in the second half as Dallas clinched a playoff berth. In the dramatic comeback victory over Washington (12/16) that won the NFC East crown, Springs rushed for 79 yards and a TD, and caught six passes for 58 yards, including a 26-yard TD late in the fourth quarter. Ron also led the team in kickoff returns in '79. GAMES: 1979 (16), 1980 (15), 1981 (16), 1982 (9). Total — 56.

**COLLEGE:** Springs rushed for 1,800 yards and scored 25 touchdowns in 1976 at Coffeyville, Kan., Junior College and was named junior college player of the year. He led Ohio State in rushing and receiving as a junior with 1,166 yards on the ground and another 90 on 16 receptions. He managed 585 yards rushing in an injury-marred senior year. Springs also ran sprint relays for the Buckeyes track team.

**PERSONAL:** Ronald Edward Springs is a native of Williamsburg, Va. (Lafayette High), where they've named a street after him (Ron

## SPRINGS, Cont.

Springs Drive). Ron studied communications at Ohio State. He owns a home appliance rental company in Dallas called Rentex. He volunteers his time to the Dallas Society for Crippled Children and the Easter Seals. He and wife Adriane live in Dallas.

### SPRINGS' COWBOYS TOTALS

Rushing						Receiving					
Year	No.	Yds.	Avg.	Long	TD	Year	No.	Yds.	Avg.	Long	TD
1979	67	248	3.7	15	2	1979	25	251	10.0	27	1
1980	89	326	3.7	20	6	1980	15	213	14.1	56	1
1981	172	625	3.6	16	10	1981	46	359	7.8	32	2
1982	59	243	4.1	46	2	1982	17	163	9.6	34	2
TOTALS	387	1442	3.7	46	20	TOTALS	103	986	9.6	56	6

Kickoff Returns						Opponents' Fumbles Recovered					
Year	No.	Yds.	Avg.	Long	TD	Year	No.	Yds.	Avg.	Long	TD
1979	38	780	20.5	70	0	1981	1	0	0.0	0	0

Passing							
Year	Att.	Comp.	Yds.	Pct.	Int.	Avg. Gn.	TD
1979	3	1	30	33.3	0	10.0	1
1981	1	0	0	0.0	1	0.0	0
TOTALS	4	1	30	25.0	1	7.5	1

### SINGLE-GAME CAREER HIGHS

**Regular Season**  
 Yds. Rsh.—85 (11/22/81 v. Wash.)  
 Rsh. At.—20 (12/16/79 v. Washington)  
 Lg. Run—46t (12/5/82 @ Washington)  
 TD Rsh.—3 (9/13/81 v. St. Louis)  
 Rcpt.—11 (9/21/81 @ New England)  
 Yds. Rec.—93 (10/25/81 v. Miami)  
 Lg. Rcpt.—58t (11/9/80 @ Giants)  
 TD Rec.—1 (6 times,  
 last 12/5/82 @ Washington)

**Playoffs**  
 Yds. Rsh.—70 (1/2/82 vs. Tampa Bay)  
 Rsh. At.—15 (1/2/82 vs. Tampa Bay)  
 Lg. Run—32 (12/28/80 v. Rams)  
 TD Rsh.—1 (twc., 1st 1/2/82 v. T. Bay)  
 Rcpt.—3 (3 t., 1st 1/9/83 v. T. Bay)  
 Yds. Rec.—39 (1/4/81 @ Atlanta)  
 Lg. Rcpt.—26 (1/4/81 @ Atlanta)



## Dennis Thurman ★ 32

CORNERBACK • SOUTHERN CAL • 6TH YEAR  
 HT: 5-11 • WT: 183 • BORN: 4/13/56 • D-11 FOR '78

**PRO:** Dennis Thurman is an achiever, someone who knows how to accomplish his goals no matter what shortcomings others may think he has. Despite not being drafted until the 11th round in 1978, Thurman has become a valuable and versatile member of the defensive secondary, including the past two years as the starting right cornerback. He is the ninth leading interceptor in club history and is tied with Oakland's Willie Brown for second place on the NFL's list of all-time leading playoff interceptors with seven. Last season Dennis, a defensive captain, had his second career regular-season touchdown interception, a 60-yarder at Minnesota (1/3/83). Two weeks later he tied an NFC playoff record with three interceptions to key a win over Green Bay (1/16), including a 39-yard touchdown return. "From day one, I've liked three things about Dennis," says defensive backfield coach Gene Stallings. "One, he's a competitor. A lot of people think

## THURMAN, Cont.

they are, but they aren't. He is. Two, he has good football sense. He understands the game. And three he has decent enough speed to make the plays." A reserve cornerback his first two seasons, Thurman in 1980 became the starting free safety, his position in college, following Cliff Harris' retirement and an injury to Randy Hughes. His first interception return for a touchdown came that season at St. Louis (11/2) when he went 78 yards in the fourth quarter of a narrow victory. He co-led the club in interceptions in '80 with Charlie Waters with five. He also served as special teams captain. In 1981 Dennis intercepted nine passes, third highest season total in team history and tied for third in the NFL that season. He was named second-team All-NFC by UPI. His 96-yard interception return to the four, second longest in team history, was a key play in the season-opening triumph at Washington (9/6). Thurman tied a club record with three interceptions in the victory over Philadelphia (12/13) which clinched the NFC East title. He also had two interceptions in the playoff victory over Tampa Bay (1/2/82). His 187 yards in interception returns in '81 was second best in team history to Cornell Green's 211 in 1963. Thurman's 20.6 yards per interception return is tops in Cowboys history. GAMES: 1978 (16), 1979 (16), 1980 (16), 1981 (16), 1982 (9). Total — 73.

**COLLEGE:** Thurman intercepted passes in seven straight games en route to leading the nation in interception return yardage in 1976 with 180 yards on eight steals. He had 13 career interceptions, six pass breakups, seven fumble recoveries and was a two-time consensus All-America safety at Southern Cal. He started five games at flanker during his freshman and sophomore years.

**PERSONAL:** Dennis Lee Thurman was a football quarterback, basketball and baseball star at Santa Monica High School in his native Los Angeles. He was recruited by major league baseball teams and college basketball programs before accepting a college football scholarship. He obtained his degree from USC in journalism. Dennis and wife Elsie live in Farmers Branch, Texas.

### THURMAN'S COWBOYS TOTALS

Year	Pass Interceptions				
	No.	Yds.	Avg.	Long	TD
1978	2	35	17.5	23	0
1979	1	0	0.0	0	0
1980	5	114	22.8	78	1
1981	9	187	20.8	96	0
1982	3	75	25.0	60	1
TOTALS	20	411	20.6	96	2

Year	Punt Returns				
	No.	Yds.	Avg.	Long	TD
1978	1	0	0.0	0	0

Year	Kickoff Returns				
	No.	Yds.	Avg.	Long	TD
1978	3	42	14.0	20	0
1982	1	17	17.0	17	0
TOTALS	4	59	14.8	20	0

Year	Opponents' Fumbles Recovered				
	No.	Yds.	Avg.	Long	TD
1979	1	0	0.0	0	0
1980	2	14	7.0	14	0
1981	1	0	0.0	0	0
TOTALS	4	14	3.5	14	0

Year	Tackles — QB Traps			
	Solo	Ast.	Tot.	Tps.
1978	10	10	20	—
1979	24	13	37	—
1980	61	40	101	—
1981	58	18	76	—
1982	32	11	43	—
TOTALS	185	92	277	—

### SINGLE-GAME CAREER HIGHS

**Regular Season**  
 Int.—3 (12/13/81 v. Philadelphia)  
 Yds. Int.—96 (9/6/81 @ Washington)  
 Lg. Int.—96 (9/6/81 @ Washington)  
 Int. TDs—1 (twc., 1st, 1/3/83 @ Minn.)

**Playoffs**  
 Int.—3 (1/16/83 v. Green Bay)  
 Yd. Int.—58 (1/16/83 v. Green Bay)  
 Lg. Int.—39t (1/16/83 v. Green Bay)



## Glen Titensor ★ 63

GUARD-CENTER • BRIGHAM YOUNG • 3rd YEAR  
HT: 6-4 • WT: 259 • BORN: 2/21/58 • D-3 FOR '81

**PRO:** Glen Titensor shows great promise of adding to the success of something that's become a Cowboys trademark — converting defensive linemen to offensive linemen. Following in the tradition of Blaine Nye, John Fitzgerald, Pat Donovan and Kurt Petersen, all college defensive linemen who became top offensive linemen with the Cowboys, Titensor made the switch as a rookie and impressed his coaches with his rapid development. "Right now Glen's a swing man who can play guard or center," Tom Landry says. "He can become a dominant factor because he's so quick. He surely has good potential." Titensor missed five games last season due to a knee injury. He underwent surgery Nov. 20 for cartilage repair, but returned a month later and was available during the playoffs. Glen's only action so far with the offensive unit came in his rookie season when he played briefly at left guard during the Tampa Bay playoff game (1/2/82) for Herbert Scott, who had suffered a minor injury. GAMES: 1981 (16), 1982 (4). Total — 20.

**COLLEGE:** After spending two years at UCLA backing up All-America defensive tackle Manu Tuiaosopo (now with Seattle), Titensor transferred to BYU and became a two-time All-Western Athletic Conference choice at defensive end. He also was an AP honorable mention All-America in '79 and '80. Glen was named BYU defensive player of the week five times in '79 and led the team with 13 sacks in '80.

**PERSONAL:** Glen Weston Titensor (TIGHT-en-sir), a native of Westminster, Calif., starred in football and track at Bolsa Grande High School in Garden Grove, Calif. During summers he worked for his family's pest control business, Associated Termite Control. Last off-season Glen worked on a construction crew in Provo, Utah.

### TITENSOR'S COWBOYS TOTALS

Year	No. Opponents	Fumbles	Avg. Recovered	Long TD
1981	1	0	0.0	0 0



## Everson Walls ★ 24

CORNERBACK • GRAMBLING • 3rd YEAR  
HT: 6-1 • WT: 194 • BORN: 12/28/59 • FA FOR '81

**PRO:** In the case of Everson Walls it's definitely a situation where the whole is greater than the sum of the parts. After adding up his physical characteristics, particularly his lack of exceptional foot speed, it was judged that Walls would not be a successful NFL

## WALLS, Cont.

player. Thus he was not drafted. Yet, given an opportunity by the Cowboys as a free agent, he has not merely survived, he has ruled. In just two seasons he has become the only player to lead the NFL in interceptions in his first two years, the only Cowboys player ever to lead the league in interceptions twice and only the second player to lead the NFL two years in a row, Philadelphia's Bill Bradley being the first in 1971-72. Walls is one of just eight men who have led the NFL in interceptions twice. Nobody has led the league three times. Walls already owns the Pro Bowl career record of four interceptions, two in each of the past two games. He was an All-Rookie choice in 1981 and a consensus All-Pro selection in 1982. The NFL Alumni Association named Walls the 1982 NFL defensive back of the year. Since becoming a DB as a high school senior in Dallas, Walls has intercepted 52 passes in seven seasons. "He's Superman," teammate Dennis Thurman says. "That's what we call him. There isn't a play he can't make." "Cubby," as he's known, became the starting left cornerback in the fifth game of the 1981 season. He finished with a team-record and league-leading 11 interceptions, breaking Mel Renfro's club mark and becoming the first rookie since Detroit's Lem Barney in 1967 to lead the NFL. He stole two more passes and recovered a fumble in the NFC Championship Game (1/10/82). He also became only the sixth free agent rookie to be voted to the Pro Bowl. Because of his knack for defending the pass, Walls' superior tackling ability is often overlooked. He has finished second to Michael Downs in solo tackles in each of the past two years. GAMES: 1981 (16), 1982 (9). Total — 25.

**COLLEGE:** Walls led the nation in 1980 with a Grambling-record 11 interceptions for 140 yards in 11 games. He was named first-team All-Southwestern Athletic Conference. In his junior year he picked off four passes for 91 yards and a touchdown.

**PERSONAL:** Dallas native Everson Collins "Cubby" Walls was a football, basketball and track star at Richardson Berkner High. He earned a degree in accounting from Grambling. Everson supports the Big Brothers of Arlington, Texas, and the American Heart Association.

### WALLS' COWBOYS TOTALS

Pass Interceptions					Tackles — QB Traps				
Year	No.	Yds.	Avg.	Long TD	Year	Solo	Ast.	Tot.	Tps.
1981	11	133	12.1	33 0	1981	65	18	83	0
1982	7	61	8.7	37 0	1982	42	21	63	0
TOTALS	18	194	10.8	37 0	TOTALS	107	39	146	0

### Opponents' Fumbles Recovered

Year	No.	Yds.	Avg.	Long TD
1981	1	0	0.0	0 0

### SINGLE-GAME CAREER HIGHS

#### Regular Season

Int.—2 (5 t., 1st. 11/25/82 v. Cleveland)  
Yd. Int.—55 (9/21/81 @ New England)  
Lg. Int.—37 (11/25/82 vs. Cleveland)

#### Playoffs

Int.—2 (1/10/82 @ San Francisco)  
Yds. Int.—0



## Danny White ★ 11

QUARTERBACK • ARIZONA STATE • 8th YEAR  
HT: 6-2 • WT: 196 • BORN: 2/9/52 • D-3A FOR '74

**PRO:** Take a close look at the NFL quarterback ratings and you'll find Danny White is not merely a good quarterback, he's an all-time excellent one. White needs 323 attempts to reach the 1,500 necessary to qualify for the all-time rankings. When he does, he's likely to enter as the league's all-time leading passer. Entering 1983, Roger Staubach, the man White followed as the Cowboys' quarterback, is the NFL's all-time leader at 83.5, followed by Sonny Jurgensen at 82.8. Danny's career rating is a superb 83.1. Danny has improved steadily every season since taking over the starting job in 1980, leading the Cowboys to the NFC Championship Game three straight times. The Cowboys are 33-13 under White, including 5-2 in the playoffs. He was the NFC's second-leading passer the past two seasons and in his first Pro Bowl appearance last season threw the winning touchdown pass in the last minute. White holds club season records for touchdown passes (28 in 1980) and completion percentage (63.2 in '82) and the team career record for completion percentage (59.0). "Danny's an excellent quarterback," Tom Landry says. "His knowledge of the game is unsurpassed by any quarterback we've had. He has such great poise and such a solid grasp of what's going on out there, the kind of thing you can't teach. He has a great feel for the game. He's just a winner." Danny has directed three dramatic comeback victories. In 1980 he tossed a 28-yard fourth-down TD pass to Tony Hill with 45 seconds left to beat St. Louis 27-24 (11/2), and in the playoffs he threw two TD passes to Drew Pearson in the final 3:40, the winner with 42 seconds remaining, to overcome Atlanta 30-27 (1/4). In 1981 White completed two touchdown passes in the final four minutes to rally Dallas to a 28-27 triumph over Miami (10/25). Drafted in 1974 with a choice from Houston for Tody Smith and Billy Parks (the same trade which yielded Ed Jones), White joined the Cowboys in 1976 after two years with the World Football League's Memphis Southmen. He completed 183-of-350 passes (52.3 percent) for 2,635 yards and 21 touchdowns for Memphis. Danny also has been the Cowboys' punter since 1976. GAMES: 1976 (14), 1977 (14), 1978 (16), 1979 (16), 1980 (16), 1981 (16), 1982 (9). Total — 101.

**COLLEGE:** White finished his career as the NCAA's all-time leading passer. In leading ASU to a three-year record of 32-4, White set seven NCAA passing records. Also a fine runner, he finished second in the nation in total offense in 1973. Danny played infield for ASU's outstanding baseball team and was drafted by four major league teams — Cleveland, New York Mets, Oakland and Houston. Both Danny and his father, Wilford "Whizzer" White, a former ASU All-America halfback who played for the Chicago Bears in 1951-52, are in the Arizona State Sports Hall of Fame.

## D. WHITE, Cont.

**PERSONAL:** Wilford Daniel White is a native of Mesa, Ariz. (Westwood High), a suburb of Phoenix. Danny is chairman of the annual Danny White/Boy Scouts of America Invitational Golf Tournament and the Dallas-Fort Worth March of Dimes Walkathon. He also promotes the Dallas area Parkinsonism Society, Muscular Dystrophy Association, United Way, Dallas Lighthouse for the Blind, Dallas Citizens Safety Advisory Board and the Arizona National Guard. He was named a 1982 Dallas Father of the Year. Among Danny's hobbies are playing the piano, for which he took lessons for eight years as a child, and singing. He released an album last year on which he sings called "Country Cowboy." Danny, wife Jo Lynn and their three children — Ryan (4/26/73), Geoffrey (1/4/76) and Heather (9/3/78) — live in Wylie, Texas.

### D. WHITE'S COWBOYS TOTALS

Rushing					Punting				
Year	Att.	Yds.	Avg.	Long TD	Year	No.	Yds.	Avg.	Long Blk.
1976	6	17	2.8	14 0	1976	70	2690	38.4	54 2
1977	1	-2	-2.0	- 0	1977	80	3171	39.6	57 2
1978	5	7	1.4	4 0	1978	76	3076	40.5	56 1
1979	1	25	25.0	25 0	1979	76	3168	41.7	73 0
1980	27	114	4.2	48 1	1980	71	2903	40.9	58 0
1981	38	104	2.7	17 0	1981	81	3284	40.8	60 0
1982	17	91	5.4	21 0	1982	37	1542	41.7	56 0
<b>TOTALS</b>	<b>95</b>	<b>356</b>	<b>3.7</b>	<b>48 1</b>	<b>TOTALS</b>	<b>491</b>	<b>19834</b>	<b>40.4</b>	<b>73 5</b>

### Receiving

Year	No.	Yds.	Avg.	Long TD
1980	1	-9	-9.0	-9 0

### Passing

Year	Att.	Comp.	Yds.	Pct.	Int.	Avg. Gn.	Long TD	Tkld/Lst	Rtng
1976	20	13	213	65.0	2	10.7	56 2	1/15	-
1977	10	4	35	40.0	1	3.5	12 0	2/15	10.4
1978	34	20	215	58.8	1	6.32	35 0	1/10	65.3
1979	39	19	267	48.7	2	6.8	45 1	4/46	58.6
1980	436	260	3287	59.6	25	7.54	58t 28	31/252	80.8
1981	391	223	3098	57.0	13	7.92	73t 22	30/234	87.5
1982	247	156	2079	63.2	12	8.42	49 16	25/264	91.1
<b>TOTALS</b>	<b>1177</b>	<b>695</b>	<b>9191</b>	<b>59.0</b>	<b>58</b>	<b>7.81</b>	<b>73t 69</b>	<b>94/836</b>	<b>83.1</b>

### SINGLE-GAME CAREER HIGHS

#### Regular Season

Att.—38 (twc., 1st. 11/2/80 @ St. Louis)  
 Comp.—25 (9/13/82 v. Pittsburgh)  
 Yards—354 (10/25/81 v. Miami)  
 Long—73t (11/9/81 v. Buffalo)  
 TDs—4 (3 t., 1st. 9/13/82 v. Pittsburgh)  
 Ints.—5 (11/9/80 @ Giants)

#### Playoffs

Att.—45 (1/9/83 v. Tampa Bay)  
 Comp.—27 (1/9/83 v. Tampa Bay)  
 Yards—322 (1/4/81 @ Atlanta)  
 Long—37 (12/28/80 v. Rams)  
 TDs—3 (12/28/80 v. Rams)  
 Ints.—3 (12/28/80 v. Rams)

### D. WHITE GAME-BY-GAME

Year	Att.	Comp.	Yds.	Pct.	TD	Int.	Tkld/Lst.	Lg
1976								
W-Philadelphia 9/12	7	5	25	71.4	0	0	0/0	14
W-Chicago 10/24	10	7	145	70.0	2	2	1/15	56
W-@ Washington 10/31	2	0	0	0.0	0	0	0/0	0
W-St. Louis 11/25	1	1	43	100.0	0	0	0/0	43
1977								
W-N.Y. Giants 9/25	7	3	30	42.9	0	0	0/0	12
W-Detroit 10/30	2	0	0	0.0	0	1	1/11	0
W-@ N.Y. Giants 11/6	1	1	5	100.0	0	0	1/14	5
Playoffs								
W-Chicago 12/26	1	0	0	0.0	0	0	0/0	0
W-Denver 1/15/78	2	1	5	50.0	0	0	0/0	5

(Continued on next page)

## D. WHITE, Cont.

## D. WHITE GAME-BY-GAME (Cont.)

## 1978

W-N.Y. Giants 10/8	1	0	0	0.0	0	0	0/0	0
W-@ St. Louis 10/15	1	0	0	0.0	0	0	0/0	0
W-@ Green Bay 11/12	3	2	34	66.7	0	0	0/0	18
W-@ Philadelphia 12/1	1	0	0	0.0	0	0	1/10	0
W-@ N.Y. Jets 12/17	24	15	156	62.5	0	1	0/0	35

## Playoffs

W-Atlanta 12/30	20	10	127	50.0	1	1	1/11	24
-----------------	----	----	-----	------	---	---	------	----

## 1979

W-Cincinnati 9/30	1	1	12	100.0	0	0	0/0	12
W-Los Angeles 10/14	3	2	62	66.7	0	0	1/20	45
L-@ Pittsburgh 10/28	17	7	95	41.1	0	1	0/0	23
L-Philadelphia 11/12	6	2	14	33.3	0	1	0/0	10
L-@ Washington 11/18	11	6	74	54.5	1	0	3/26	21
W-N.Y. Giants 12/2	1	1	10	100.0	0	0	0/0	10

## 1980

W-@ Washington 9/8	18	10	107	55.6	0	2	0/0	37
L-@ Denver 9/14	34	20	292	58.8	2	1	1/16	36t
W-Tampa Bay 9/28	33	24	244	72.7	3	0	0/0	28t
W-@ Green Bay 9/28	20	16	217	80.0	2	0	2/17	27
W-N.Y. Giants 10/5	33	22	266	66.7	2	1	3/16	46t
W-San Francisco 10/12	22	16	239	72.7	4	0	1/13	43
L-@ Philadelphia 10/19	38	20	222	52.6	0	3	2/19	21
W-San Diego 10/26	34	22	260	64.7	3	1	5/33	24
W-@ St. Louis 11/2	38	23	258	60.5	1	1	1/6	28t
L-@ N.Y. Giants 11/9	23	10	155	43.5	1	5	0/0	58t
W-St. Louis 11/16	36	20	296	55.6	3	1	2/20	58t
W-Washington 11/23	16	7	103	43.8	0	4	2/19	30
W-Seattle 11/27	18	11	120	61.0	2	2	2/7	20
W-@ Oakland 12/7	26	14	159	53.8	0	0	3/27	39
L-@ Los Angeles 12/15	23	9	147	39.1	1	3	3/29	36t
W-Philadelphia 12/21	24	16	202	66.7	4	1	3/30	36t

## Playoffs

W-Los Angeles 12/28	25	12	190	48.0	3	3	0/0	37
W-@ Atlanta 1/4/81	39	25	322	64.1	3	1	1/12	34
L-@ Philadelphia 1/11/81	31	12	127	38.7	0	1	1/11	28

## 1981

W-@ Washington 9/6	24	12	145	50.0	2	0	1/5	42t
W-St. Louis 9/13	29	21	240	72.4	0	1	3/20	55
W-@ New England 9/21	34	24	218	70.6	2	0	0/0	32
W-N.Y. Giants 9/27	27	14	204	51.9	1	0	2/11	41t
L-@ St. Louis 10/4	28	15	182	53.6	1	1	3/16	48
L-@ San Francisco 10/11	16	8	60	50.0	0	2	3/26	16
W-Los Angeles 10/18	33	15	277	45.5	1	2	1/2	63t
W-Miami 10/25	32	22	354	68.8	3	1	2/27	38
W-@ Philadelphia 11/1	24	13	203	54.2	1	2	4/27	30
W-@ Buffalo 11/9	17	9	219	52.9	3	1	2/17	73t
L-@ Detroit 11/15	30	20	244	66.7	3	2	3/19	37
W-Washington 11/22	27	13	222	48.1	2	0	1/10	34
W-Chicago 11/26	7	3	66	42.9	0	0	1/8	38
(@ Baltimore 12/6 did not QB - injured)								
W-Philadelphia 12/13	30	17	264	56.7	2	0	0/0	47
L-@ N.Y. Giants 12/19	33	17	200	51.5	1	1	4/36	44

## Playoffs

W-Tampa Bay 1/2	26	15	143	57.7	1	0	1/10	25
L-@ San Francisco 1/10	24	16	173	66.7	2	1	4/38	31

## 1982

L-Pittsburgh 9/13	36	25	347	69.4	4	2	3/32	45t
W-@ St. Louis 9/19	32	20	266	62.5	2	2	3/20	34
W-Tampa Bay 11/21	16	11	158	68.8	1	1	4/51	49
W-Cleveland 11/25	22	13	215	59.1	2	1	2/18	48



## D. WHITE, Cont.

W-@ Washington 12/5	29	21	216	72.4	1	1	1/4	24
W-@ Houston 12/13	27	21	279	77.8	3	0	3/29	46t
W-New Orleans 12/19	22	14	222	63.6	1	2	2/27	45
L-Philadelphia 12/26	31	17	185	54.8	2	2	5/49	33t
L-@ Minnesota 1/3/83	32	14	191	43.8	1	0	2/24	42
<b>Playoffs</b>								
W-Tampa Bay 1/9/83	45	27	312	60.0	2	2	5/35	35
W-Green Bay 1/16/83	36	23	225	63.9	1	1	1/8	24
L-@ Washington 1/22/83	15	9	113	60.0	0	0	0/0	25

## Randy White ★ 54

**DEFENSIVE TACKLE • MARYLAND • 9th YEAR**  
**HT: 6-4 • WT: 258 • BORN: 1/15/53 • D-1A FOR '75**



**PRO:** It is a rare player who, while still at the peak of his abilities, already has fashioned a career good enough to land him in the Pro Football Hall of Fame. Such is the case with Randy Lee White. "Randy White is the premiere defensive tackle in the business," says Tom Landry. "He's got such great intensity and competitiveness. We've never had a player and I've never seen a player, other than probably Ernie Stautner, who could match Randy's intensity from game to game. When Randy White lines up on you, he doesn't care whether you're All-Pro or whether you're a rookie. You're going to get the same treatment. That makes him unique in this game." The Cowboys' strongest player (he can bench-press 485 pounds), the one dubbed "Manster" (half man, half monster) by former teammate Charlie Waters, White immediately became one of the NFL's top defensive players in 1977 upon taking over the starting right tackle position following two seasons as a backup middle linebacker. Despite being consistently double-teamed, Randy has been named All-Pro the past five seasons (1978-82) and to the Pro Bowl the past six (1977-82). Hall of Famer Bob Lilly, who like White played right tackle, is the only Cowboys player ever named All-Pro six consecutive years. In 1977 Randy capped his first season as a starter by earning the co-MVP award for Super Bowl XII with Harvey Martin. In '78 White succeeded Martin as the Seagram's Seven Crowns of Sport defensive lineman of the year and also was voted NFC defensive player of the year by UPI and the Kansas City Committee of 101. In '81 Randy was named International Trucks lineman of the year and in '82 the NFL Alumni Association chose White defensive lineman of the year. "Randy is a unique combination of extreme quickness, speed and strength," Bob Lilly says. Adds teammate John Dutton. "He's the best defensive lineman I've ever seen. One on one, he's just unbeatable." Randy tied Martin for the club lead in QB traps in '78 with a career-high 16. In '79 he had a career-best three QB traps in a game against St. Louis (10/21). Randy got his first career interception in the 1981 NFC Championship Game at San Francisco (1/10/82). **GAMES:** 1975 (14), 1976 (14), 1977 (14), 1978 (16), 1979 (15), 1980 (16), 1981 (16), 1982 (9). Total — 114.

## R. WHITE, Cont.

**COLLEGE:** A consensus All-America at defensive end in 1974, White won both the Outland Trophy and Vince Lombardi Award as college football's top lineman that year. He was the second player selected in the 1975 draft with a choice obtained by the Cowboys from the New York Giants for quarterback Craig Morton.

**PERSONAL:** Randy Lee White was a football, basketball and baseball star at Thomas McKean High School in his hometown of Wilmington, Del. Randy lives in Dallas and also owns a 22-acre farm in Landenberg, Pa. He enjoys hunting and fishing in his spare time. He and wife Vicci, a model, have a daughter, Jordan Leigh (5/6/79). Randy received the 1980 Field Scovell Award for athletic excellence from the Dallas All-Sports Association. He supports the Association of Blind Athletes, the United Way and the American Heart Association.

### WHITE'S COWBOYS TOTALS

Year	Opponents' Fumbles Recovered			
	No.	Yds.	Avg.	Long TD
1975	2	0	0.0	0 0
1976	1	0	0.0	0 0
1977	2	0	0.0	0 0
1979	1	0	0.0	0 0
1982	1	0	0.0	0 0
TOTALS	7	0	0.0	0 0

Year	Kickoff Returns			Long TD
	No.	Yds.	Avg.	
1978	1	15	15.0	15 0

Year	Tackles — QB Traps			
	Solo	Ast.	Tot.	Tps.
1975	13	6	19	— 7
1976	25	17	42	— 6
1977	70	48	118	— 13
1978	75	48	123	— 16
1979	50	41	91	— 5
1980	56	32	88	— 6½
1981	61	33	94	— 8½
1982	22	21	43	— 2½
TOTALS	372	246	618	— 64½



## Brad Wright ★ 15

**QUARTERBACK** • **NEW MEXICO** • **2nd YEAR**  
**HT: 6-2** • **WT: 209** • **BORN: 5/15/59** • **FA FOR '82**

**PRO:** Brad Wright was a fourth-round draft choice of the Miami Dolphins in 1981. Released by the Dolphins in preseason, he was signed by the Cowboys following the '81 season. Brad performed well in training camp last year and when Glenn Carano suffered a knee injury in the second preseason game, at San Diego, it opened a spot for Wright as the Cowboys' No. 3 quarterback. Brad was a member of the active roster last year but saw no action in games. **GAMES: 1982 (0).**

**COLLEGE:** Wright produced 39 touchdowns and 4,204 yards of total offense in 22 games of an injury-marred career at the University of New Mexico. In his career he completed 237 passes on 464 attempts (51.1 percent) for 3,364 yards and 20 touchdowns, and he rushed for 840 yards on 305 carries and scored 19 TDs.

**PERSONAL:** Bradley Kirk Wright was an outstanding football, baseball and basketball player at Robert E. Lee High School in his native Midland, Texas. In the offseason Brad works as a field underwriter for New York Life Insurance Company. He and wife Catherine live in Dallas with sons Jeremiah (8/4/77) and Austin (12/27/82).

## Steve Wright ★ 73


GUARD-TACKLE • NORTHERN IOWA • 3rd YEAR  
HT: 6-5 • WT: 263 • BORN: 4/8/59 • FA FOR '81



**PRO:** Reserve offensive lineman Steve Wright was a 1981 free agent rookie who overcame long odds to win a roster spot. The Cowboys already appeared loaded with offensive linemen, including their No. 1 and No. 3 draft choices, yet Wright earned a job because he displayed the long-range potential of a keeper. A fine athlete with good size and mobility, Steve backed up the tackle position as a rookie and the guard position last year. He received a unique claim to fame in last year's regular-season finale. Due to an injury to Kurt Petersen, Steve was playing right guard on Tony Dorsett's record-setting 99-yard touchdown run at Minnesota (1/3/83). Steve's family and friends from nearby Wayzata, Minn., were in the stands at the time. GAMES: 1981 (16), 1982 (9). Total — 25.

**COLLEGE:** Wright played offensive tackle his first three years at Northern Iowa before moving to tight end his senior season. He caught eight passes for 73 yards and one touchdown.

**PERSONAL:** Stephen Hough Wright is a native of Wayzata, Minn., where he starred in football, basketball, track and hockey at Wayzata High School. Steve was a high school All-America in the shot put and discus.





**JEFFCOAT**



**WALTER**

# THE ROOKIES

(1983 Draftees)

**JIM JEFFCOAT** • **Defensive End** • **Arizona State**  
Ht: 6-5 • **Wt: 260** • **Born: 4/1/61** • **D-1**

Jim Jeffcoat was the top player on the nation's top defense last year. Fighting off constant double-team blocking from his defensive end position, Jeffcoat helped Arizona State limit opponents to 228.9 yards per game, best in major college football in 1982.

"He is what we call a very active player," Coach Tom Landry says. "He's the type who will get aggressive with you. We need that. I think he's going to give some people a run for their money. Ernie Stautner, our defensive line coach, worked him out and was very impressed. We have faith he will be able to replace one of our starters eventually."

The 23rd pick of the first round, Jeffcoat was the first Arizona State player taken in the draft and the third defensive lineman selected behind Atlanta's pick of Alabama's Mike Pitts and Pittsburgh's choice of Texas Tech's Gabe Rivera. He is the first Arizona State player ever taken in the first round by the Cowboys.

Jeffcoat was named the outstanding defensive player in Arizona State's Fiesta Bowl victory over Oklahoma last season after making 16 tackles, causing one fumble and sacking Oklahoma QB Kelly Phelps for a safety. Jeffcoat earned first-team All-Pac 10 honors last year and was an honorable mention All-America pick by the Associated Press, United Press International and the Sporting News. He capped his college career with appearances in the East-West and Senior Bowl all-star games.

Known for his competitiveness and determination, Jeffcoat improved rapidly after earning a starting position at noseguard in 1980. He switched to defensive end his junior season and anchored the Sun Devils' defensive front which led the Pac 10 in rushing defense (121.1 yards per game). Jeffcoat's 10 quarterback sacks that year led the team. He was named honorable mention All-Pac 10.

As a senior Jeffcoat had a career-high 95 tackles, four quarterback sacks, and four pass deflections. His best games came against Houston with 13 tackles, a sack and two pass deflections, and against Southern Cal and Oregon State with 12 stops in each game. He excelled against the run and was a fine power pass rusher.

A native of Cliffwood, N.J., James Wilson Jeffcoat earned high school football All-America honors at Matawan Regional High and was rated the top defensive lineman in the east. He also lettered in

wrestling. He is one of seven children of James and Mildred Jeffcoat.

Jim graduated from ASU with a degree in communications. He is interested in pursuing his master's in business administration.

**MIKE WALTER • Linebacker • Oregon**  
**Ht: 6-3 • Wt: 230 • Born: 11/30/60 • D-2**

A 1982 first-team All-Pac 10 defensive end, Mike Walter is projected as an outside linebacker by the Cowboys. His selection gave Dallas both defensive ends from last season's All-Pac 10 team.

"He showed us great football traits, especially mentally," Tom Landry says. "He has very quick feet, can backpedal well and has great instincts. If he can make the conversion, he's going to be a very good linebacker."

An enthusiastic player and natural leader, Walter was named team captain prior to last season, the first captain in Rich Brooks' six years as Oregon head coach. Walter led the Ducks with 13 quarterback sacks and 18 tackles for losses and was chosen Pac 10 defensive player of the week following Oregon's surprising 13-13 tie of Notre Dame. He played in the East-West and Japan Bowl all-star games after the season.

Walter was a three-year starter at defensive end after being switched from linebacker during his sophomore year. He played in 44 consecutive games for Oregon and led the Ducks' defense his final two years in sacks and tackles for losses. Teammates voted him club MVP last year.

"His quickness overcomes his speed," said Cowboys Personnel Director Gil Brandt. "He runs as fast backwards as most defensive backs, which is saying quite a bit for a guy that size."

Says Oregon Coach Rich Brooks, "Mike knows only one speed, full speed ahead. He has instinctive good judgment and understands his responsibilities in a team defense."

A native of Eugene, Ore., Walter played just one year of high school football, but was named the most valuable player on his Sheldon High team and in the state all-star game. He was also the Sheldon High most valuable basketball player.

Mike majored in general science. In the spring of 1982 he was one of 13 University of Oregon students selected to the Society of Friars, an order of future leaders.

**BRYAN CALDWELL • Defensive End • Arizona State**  
**Ht: 6-4 • Wt: 248 • Born: 5/6/60 • D-3**

The Cowboys wound up with both ends of the fine Arizona State defensive line when they selected Bryan Caldwell in the third round to join first-rounder Jim Jeffcoat.

Although overshadowed by more heralded teammates Jeffcoat, Vernon Maxwell and Mike Richardson, Caldwell was an integral part of the Sun Devils' top-ranked defense in the nation last year.

A three-year starter at ASU, Caldwell spent 1981 at Mesa Community College where he regained his academic eligibility. Upon returning to ASU last year, he beat out the man who had replaced him in 1981, Walt Bowyer, a good player who was drafted in the 10th round by Denver.

Caldwell returned an interception 20 yards for a touchdown versus Kansas State last season en route to gaining second-team All-Pac 10 honors and a spot in the Japan Bowl all-star game. In 1980 he blocked a punt and returned it 46 yards for a touchdown against Ohio State and also set a school record with five fumble recoveries.

Caldwell was regarded as one of the top schoolboy defensive football players in the nation when he came out of Fountain Valley High School in Fountain Valley, Calif., in 1978. He set a school record of 20 quarterback sacks in two years. He also won letters in track and volleyball.

A special education major at ASU, Bryan Craig Caldwell hails from Westminster, Calif., also the hometown of Cowboys offensive lineman Glen Titensor. Bryan is an Eagle Boy Scout.

**CHRIS FAULKNER • Tight End • Florida**  
**Ht: 6-4 • Wt: 257 • Born: 4/13/59 • D-4**

Chris Faulkner caught 71 passes for 952 yards and eight touchdowns in a career at Florida that began brilliantly but was interrupted by injuries.

A massive receiver with good speed and hands, Faulkner also is an excellent blocker who started two games in 1980 at offensive guard. He was a 1978 walk-on who was redshirted that year before earning a scholarship.

Faulkner was the Gators' second leading receiver in 1979 with 22 catches for 246 yards. His four TD receptions tied for the Southeastern Conference lead. In 1980 he was named first-team All-SEC and SEC sophomore of the year after catching 24 passes for 259 yards and three touchdowns, including nine receptions for 64 yards and two TDs versus Georgia Tech.

An injury-marred junior year concluded for Faulkner with just six catches for 61 yards, but he rebounded with a fine 1982 season, catching 19 passes for 286 yards while splitting the tight end job with Mike Mularky, a ninth-round draft choice by Chicago.

In the Hula Bowl Faulkner caught five passes for 64 yards. He also appeared in the Senior Bowl all-star game.

Christopher Alan Faulkner attended Hamilton Heights High School in his hometown of Arcadia, Ind. He studied art at Florida.

**CHUCK McSWAIN • Running Back • Clemson**  
**Ht: 6-0 • Wt: 190 • Born: 2/21/61 • D-5**

Speedy Chuck McSwain rushed for 2,297 yards and 22 touchdowns on 469 carries in four seasons at Clemson, including a career-best 668 yards and seven scores during the Tigers' 1981 national championship year.

A quick, slashing type of runner, McSwain was part of Clemson's "McBackfield" with fullback Jeff McCall and a co-starter at tailback during parts of his junior and senior years with Cliff Austin, New Orleans' third round choice this year.

McSwain was named Atlantic Coast Conference rookie of the year in 1979 after rushing for 444 yards and five TDs, including 120 yards on 18 carries versus Duke. In 1980 he was the Tigers' second leading

rusher with 544 yards, including 272 yards on 37 attempts (6.8 yard average) in the final three games.

McSwain finished strong again in 1981, including a career-high 151 yards and two touchdowns on 25 carries in a season-ending victory over South Carolina. McSwain had a key 10-yard run in the Orange Bowl TD drive that helped Clemson top Nebraska for an unbeaten season and the national championship. Last season he led the Tigers past North Carolina State by rushing 14 times for 129 yards and one TD.

Anthony "Chuck" McSwain was a high school All-America running back at Chase High in Caroleen, N.C. He also played basketball and ran track. At Clemson he ran the first leg of Clemson's 1980 ACC champion 4x100 meter relay team. An industrial education major, Chuck was born in Rutherford, N.C.

**CHRIS SCHULTZ** • **Tackle** • **Arizona**  
**Ht: 6-8** • **Wt: 259** • **Born: 2/16/60** • **D-7**

After earning three letters as a defensive tackle, Chris Schultz was switched to offense last year, won the starting left tackle position and performed well for the Wildcats.

The strongest member of the Arizona team with a 365-pound bench press, Schultz possesses the kind of size the Cowboys prefer in an offensive tackle. A native of Burlington, Ontario, Canada, Schultz was a seventh-round draft choice of the Canadian Football League Toronto Argonauts in February 1982, but decided to remain at Arizona.

Schultz was a four-year letterman in football and basketball at Aldershot High in Burlington, Ontario. He played on two football championship teams. He studied psychology at Arizona.

**LAWRENCE RICKS** • **Running Back** • **Michigan**  
**Ht: 5-9** • **Wt: 194** • **Born: 6/4/61** • **D-8**

Lawrence Ricks developed a reputation as a hard-working, intelligent and powerful tailback in averaging 5.1 yards per carry at Michigan and finishing as the school's fifth all-time leading rusher with 2,751 yards and 24 TDs on 541 attempts.

Taking over as Butch Woolfolk's full-time replacement last year, Ricks was the Big Ten's second leading rusher and the ninth leading ground gainer in the nation with 1,388 yards on 266 carries (5.2 per carry, 118.2 per game). He gained a career-high 196 yards versus Purdue and averaged 5.8 yards every time he handled the ball. He was a consensus All-Big Ten selection and an Associated Press honorable mention All-America.

A tough inside runner and good blocker, Ricks has been compared to former Baltimore Colts' runner Don Nottingham. Ricks probably will receive a look at fullback.

Ricks was raised in Barberton, Ohio, where he belonged to the Barberton High National Honor Society. At Michigan he received the Matthai Award after 1981 spring practice for displaying leadership and drive on the football field and in the classroom. He was enrolled in the School of Engineering with an emphasis on computer science.

**AL GROSS** • **Safety** • **Arizona**  
**Ht: 6-3** • **Wt: 186** • **Born: 1/4/61** • **D-9**

Hard-hitting Al "Bubba" Gross, a first-team All-Pac 10 free safety in 1982, is projected as a strong safety by the Cowboys.

A four-year letterman and senior captain, Gross did not miss a game in his final three seasons, playing in 33 straight, and was known as an aggressive defensive back who came up quickly against the run and punished ball carriers. His size and speed also made him a fine pass defender. He excelled throughout his career in Arizona's biggest games. He had four career interceptions and capped his college career with an appearance in the East-West all-star game.

Alfred E. Gross, Jr., starred in football and basketball at Franklin High in Stockton, Calif. He was a two-time all-conference pick in football and basketball and also earned all-state honors in basketball his senior year. He majored in correctional administration with a minor in public management.

**DAN TAYLOR** • **Tackle** • **Idaho State**  
**Ht: 6-3** • **Wt: 258** • **Born: 5/13/59** • **D-11**

Dan Taylor was a three-year starting offensive tackle who earned first-team All-Big Sky honors last year. In 1981 he anchored the offensive line of Idaho State's NCAA Division 1-AA national championship team.

Taylor was an outstanding pass blocker for the Bengals in a pro-style passing offense. He also could be tried at guard.

Taylor attended Olympia High in his hometown of Olympia, Wash. He was a physical education major. Prior to his senior year in college he worked during the summer on a demolition crew for a manufacturing company outside Olympia.

**LORENZO BOUIER** • **Running Back** • **Maine**  
**Ht: 6-0** • **Wt: 209** • **Born: 2/27/61** • **D-12**

One of the finest backs in New England college football history, Lorenzo Bouier (pronounced boo-YAY) finished his collegiate career with a host of honors and 11 school records despite injuries that marred his junior and senior years.

Bouier was named ECAC rookie of the year in 1979 after rushing for an NCAA Division 1-AA freshman record 910 yards and seven TDs on 212 carries. In 1980 he was voted ECAC player of the year, All-East, All-Yankee Conference, All-New England and NCAA Division 1-AA All-America after rushing for 1,622 yards and nine TDs on 349 carries.

A mid-season injury and adjustment problems to a new offense reduced Bouier's output to 432 yards in 1981. He began strongly last season with 209 yards in the season opener versus Harvard, but a minor leg fracture in game six held his season rushing total to 863 yards. He finished his career with 4,434 total yards, 3,827 rushing yards, 198 points scored and 33 touchdowns scored, all Maine records. He was only the second Maine player ever selected to play in a post-season all-star game, the '82 Blue-Gray contest.

Bouier was a football and track star at Bulkeley High in his hometown of Hartford, Conn. He majored in elementary education.





## Other Cowboys With NFL Experience

**JIM ELIOPULOS**, the Cowboys' 1982 third-round draft choice, injured a knee during his first week of training camp and spent last season on injured reserve. A 6-2, 231-pound outside linebacker, Eliopulos earned first-team All-Western Athletic Conference and AP honorable mention All-America honors in 1981 at the University of Wyoming. He transferred to Wyoming from Westminster College in Salt Lake City. A native of Cheyenne (4/18/59), Jim was named Wyoming's high school athlete of the year as a senior at Cheyenne Central.

**SCOTT McLEAN**, a 6-3, 233-pound middle linebacker, joined the Cowboys in 1982 as a free agent rookie following a career as a defensive end at Florida State. McLean spent last season on injured reserve after injuring a knee in training camp. Scott is a native of Clermont, Fla. (12/16/60).

**KEVIN ROBINSON** is a 5-11, 194-pound strong safety from North Carolina A&T who was selected in the 1982 supplemental draft by the Detroit Lions. Detroit released Robinson during preseason last year. A native of Union, S.C. (2/19/60), Robinson was a two-time All-Mid-Eastern Athletic Conference choice at defensive back for North Carolina A&T.

### "GREAT EXPECTATIONS"

The Dallas Cowboys 1982 highlights film, "Great Expectations," is available free of charge to groups wishing to show it. The 30-minute, 16mm sound and color movie, which traces the Cowboys' exciting 1982 season from training camp through the playoffs, is sponsored by Eastman Kodak and produced by NFL Films. It is narrated by John Facenda. To reserve a copy of "Great Expectations," call the Cowboys' executive offices at 214/369-8000.

# How The Cowboys Were Built

There were 49 players active with the Cowboys in 1982. Here's a look at how they came to Dallas:

## FROM THE DRAFT:

1972—Robert Newhouse (2nd, Houston).

1973—Billy Joe DuPree (1st, Michigan State); Harvey Martin (3rd, East Texas State).

1974—Ed Jones (1st, Tennessee State); Danny White (3rd, Arizona State).

1975—Randy White (1st, Maryland); Bob Breunig (3rd, Arizona State); Pat Donovan (4th, Stanford); Mike Hegman (7th, Tennessee State); Herbert Scott (13th, Virginia Union).

1976—Butch Johnson (3rd, Cal-Riverside); Tom Rafferty (4th, Penn State).

1977—Tony Dorsett (1st, Pittsburgh); Glenn Carano (2nd, Nevada-Las Vegas); Tony Hill (3rd, Stanford); Guy Brown (4th, Houston); Jim Cooper (6th, Temple).

1978—Larry Bethea (1st, Michigan State); Dennis Thurman (11th, Southern California).

1979—Doug Cosbie (3rd, Santa Clara); Ron Springs (5th, Ohio State).

1980—James Jones (3rd, Mississippi State); Kurt Petersen (4th, Missouri); Gary Hogeboom (5th, Central Michigan); Timmy Newsome (6th, Winston-Salem).

1981—Howard Richards (1st, Missouri); Doug Donley (2nd, Ohio State); Glen Titensor (3rd, Brigham Young); Danny Spradlin (5th, Tennessee); Ron Fellows (7th, Missouri).

1982—Rod Hill (1st, Kentucky State); Jeff Rohrer (2nd, Yale); Monty Hunter (4th, Salem College); Phil Pozderac (5th, Notre Dame); George Peoples (8th, Auburn).

## SIGNED AS FREE AGENTS:

1972—Benny Barnes (Stanford).

1973—Drew Pearson (Tulsa).

1976—Jay Saldi (South Carolina).

1978—Rafael Septien (SW Louisiana, after preseason release by Los Angeles Rams).

1980—Anthony Dickerson (Southern Methodist); Don Smerek (Nevada-Reno); Dexter Clinkscale (South Carolina State).

1981—Michael Downs (Rice); Angelo King (South Carolina State); Everson Walls (Grambling); Steve Wright (Northern Iowa).

1982—Brian Baldinger (Duke); Brad Wright (New Mexico, after 1981 release by Miami).

## OBTAINED IN TRADES:

1979—John Dutton (Nebraska, from Baltimore for Cowboys' 1st and 2nd round draft choices in 1980).



# Player Personnel Guide

## Waivers

The waiver system is a procedure by which player contracts or NFL rights to players are made available by a club to other clubs in the League. During the procedure the 27 other clubs either file claims to obtain the players or waive the opportunity to do so—thus the term “waiver.” Claiming clubs are assigned players on a priority based on the inverse of won-and-lost standing. The claiming period normally is 10 days during the off-season and 24 hours from early July through December. In some circumstances another 24 hours is added on to allow the original club to rescind its action (known as a recall of a waiver request) and/or the claiming club to do the same (known as withdrawal of a claim). If a player passes through waivers unclaimed and is not recalled by the original club, he becomes a free agent. All waivers from July through December are no-recall and no withdrawal. Under the Collective Bargaining Agreement, from February 1 through October 11 any veteran who has acquired four years of pension credit may, if about to be assigned to another club through the waiver system, reject such assignment and become a free agent.

## Active List

The Active List is the principal status for players participating for a club. It consists of all players under contract, including option, who are eligible for preseason, regular season, and postseason games. Clubs are allowed to open training camp with an unlimited number of players but thereafter must meet a series of mandatory roster reductions prior to the season opener. Teams will be permitted to dress up to 45 players for each regular season and postseason game during the 1983 season. The Active List maximums and dates for 1983 are:

August 16, 60 players; August 23, 50 players; August 29, 45 players.

## Reserve List

The Reserve List is a status for players who, for reasons of injury, retirement, military service, or other circumstances, are not immediately available for participation with a club. Those players in the category of Reserve/Injured who were physically unable to play football for a minimum of four weeks from the date of going onto Reserve may be re-activated by their clubs upon clearing procedural recall waivers; in addition, each club will have three free re-activations for players meeting the four-week requirement who were placed on Reserve following the final cut-down. Clubs participating in postseason competition will be granted an additional free re-activation. Players not meeting the four-week requirement may not return in the same season to the Active List of the club which originally placed them on Reserve, but may be assigned through the waiver system to other clubs. Early in 1984 all clubs who had players on Reserve/Injured must declare a maximum of three players, from those meeting the four-week requirement, as tradeable in that year; others who were on the list cannot be traded until 1985. Players in the category of Reserve/Retired may not be reinstated during the period from 30 days before the end of the regular season on through the postseason.

## Trades

Unrestricted trading between the AFC and NFC is allowed in 1983 through October 11, after which all trading will end until January 30, 1984.

# Cowboys All-Time Roster

## ASSISTANT COACHES

Allen, Ermal, 1962-82  
Armstrong, Neill, 1982  
Berry, Raymond, 1968  
Dahms, Tom, 1960-62  
Dimancheff, Babe, 1960-62  
Ditka, Mike, 1973-81  
Ecklund, Brad, 1960-63  
Franklin, Bobby, 1968-72  
Gillman, Sid, 1972  
Hickey, Red, 1964  
Hughes, Ed, 1973-76  
Lavan, Al, 1980-82  
Lowry, Alan, 1982  
Mackovic, John, 1981-82  
Myers, Jim, 1962-82  
Nolan, Dick, 1962-67, 1982  
Reeves, Dan, 1970-80  
Ruffro, Ray, 1968-72  
Roy, Alvin, 1973  
Stallings, Gene, 1972-82  
Stautner, Ernie, 1966-82  
Tubbs, Jerry, 1966-82  
Ward, Bob, 1976-82

## PLAYERS

Addorley, Herb, CB, Mich. St., 1970-72  
Adkins, Margene, WR, Henderson J.C., 1970-71  
Alworth, Lance, WR, Arkansas, 1971-72  
Andria, George, DE, Marquette, 1962-72  
Arneson, Jim, G-C, Arizona, 1973-74  
Asher, Bob, T, Vanderbilt, 1970  
Babb, Gene, LB-RB, Austin College, 1960-61  
Babinecz, John, LB, Villanova, 1972-73  
Baker, Sam, P-K, Oregon State, 1962-63  
Baldinger, Brian, C, Duke, 1982  
Barnes, Benny, CB, Stanford, 1972-82  
Barnes, Gary, WR, Clemson, 1963  
Barnes, Rodrigo, LB, Rice, 1973-74  
Bateman, Marv, P, Utah, 1972-74  
Bayham, Craig, RB, Georgia Tech, 1967-69  
Belden, Bob, QB, Notre Dame, 1969-70  
Berlich, Bob, S, Michigan State, 1960-61  
Bothea, Larry, DE, Michigan St., 1978-82  
Bielski, Dick, TE, Maryland, 1960-61  
Bishop, Don, CB, CCLA, 1960-65  
Blackwell, Alois, RB, Houston, 1978-79  
Boeke, Jim, T, Heidelberg, 1964-67  
Borden, Nate, DE, Indiana, 1960-61  
Braatz, Tom, LB, Marquette, 1960  
Bradfute, Byron, T, So. Miss., 1960-61  
Breunig, Bob, LB, Arizona State, 1975-82  
Brinson, Larry, RB, Florida, 1977-79  
Brock, Clyde, DT, Utah State, 1962-63  
Brown, Guy, LB, Houston, 1977-82  
Brown, Otto, CB, Prairie View, 1969  
Bullocks, Amos, RB, So. Ill., 1962-64  
Burkett, Jackie, LB, Auburn, 1968-69  
Butler, Bill, S, Chattanooga, 1960  
Caffey, Lee Roy, LB, Texas A&M, 1971  
Capone, Warren, LB, Louisiana State, 1975  
Carano, Glenn, QB, Nevada-Las Vegas, 1977-82  
Carrell, Duane, P, Florida State, 1974  
Clark, Mike, K, Texas A&M, 1968-71, 1973  
Clark, Monte, T, Southern California, 1962  
Clark, Phil, CB-S, Northwestern, 1967-69  
Clarke, Frank, TE-WR, Colorado, 1960-67  
Clinkscales, Dextor, S, South Carolina St., 1980, 1982  
Cole, Larry, DE-DT, Hawaii, 1968-80  
Coleman, Ralph, LB, N. Car., A&T, 1972  
Colvin, Jim, DT, Houston, 1964-66  
Cens, Fred, K, Clemson, 1960  
Connolly, Mike, C, Utah State, 1960-67  
Conrad, Bobby Joe, WR, Texas A&M, 1969  
Cooper, Jim, C-G, Temple, 1977-82  
Cosbie, Doug, TE, Santa Clara, 1979-82  
Cronin, Gene, DE, Pacific, 1960  
Cvercko, Andy, G, Northwestern, 1961-62

Daniels, Dick, S, Pacific (Ore.), 1966-68  
Davis, Donnie, WR, Southern, 1962  
Davis, Kyle, C, Oklahoma, 1975  
Davis, Sonny, LB, Baylor, 1961  
Dennison, Doug, RB, Kutztown State, 1974-78  
Detors, Harold, K, North Carolina St., 1967  
Dial, Buddy, WR, Rice, 1964-66  
Dickerson, Anthony, LB, SMU, 1980-82  
Dickson, Paul, T, Baylor, 1960  
Diehl, John, DT, Virginia, 1965  
Ditka, Mike, TE, Pittsburgh, 1969-72  
Doelling, Fred, S, Pennsylvania, 1960  
Donley, Doug, WR, Ohio State, 1981-82  
Donohue, Leon, G, San Jose State, 1965-67  
Donovan, Pat, T, Stanford, 1975-82  
Doran, Jim, WR, Iowa State, 1960-61  
Dorsett, Tony, RB, Pittsburgh, 1977-82  
Douglas, Merrill, RB, Utah, 1961  
Dowdle, Mike, RB-LB, Texas, 1960-62  
Downs, Michael, S, Rice, 1981-82  
Dugan, Fred, WR, Dayton, 1960  
Dunn, Perry Lee, RB, Mississippi, 1964-65  
Dupree, L. G., RB, Baylor, 1960-61  
DuPro, Billy Joe, TE, Michigan St., 1973-82  
Dutton, John, DE, Nebraska, 1979-82  
East, Ron, DT, Montana State, 1967-70  
Edwards, Dave, LB, Auburn, 1963-75  
Eldson, Jim, G-C, Miss. State, 1976  
Falls, Mike, G, Minnesota, 1960-61  
Fallows, Ron, CB, Missouri, 1981-82  
Fisher, Ray, T, Eastern Illinois, 1960  
Fitzgerald, John, G-C, Boston Coll., 1971-80  
Folkins, Lee, TE, Washington, 1962-64  
Flowers, Richmond, S, Tennessee, 1969-71  
Franchhauser, Tom, CB, Purdue, 1960-61  
Frank, Bill, T, Colorado, 1964  
Frederick, Andy, T, New Mexico, 1977-81  
Fritsch, Toni, K, Vienna, Austria, 1971-73, 1975  
Frost, Ken, DT, Tennessee, 1961-62  
Fry, Bob, T, Kentucky, 1960-64  
Fugoti, Jean, TE, Amherst, 1972-75  
Gaechter, Mike, S, Oregon, 1962-69  
Garrison, Wall, RB, Okla. St., 1966-74  
Gant, Pete, WR-TE, Mich. St., 1964-68  
Gibbs, Sonny, QB, Texas Christian, 1963  
Gonzaga, John, DE, no college, 1960  
Granger, Charlie, T, Southern, 1961  
Green, Allen, P-K, Mississippi, 1961  
Green, Cornell, CB-S, Utah State, 1962-74  
Gregg, Forrest, G-T, SMU, 1971  
Gregory, Bill, DT-DE, Wisconsin, 1971-77  
Gregory, Glynn, WR-CB-S, SMU, 1961-62  
Grottkau, Bob, G, Oregon, 1961  
Guy, Buzz, G, Duke, 1960  
Hagen, Halvor, C-G, Weber State, 1969-70  
Hansen, Wayne, LB, Texas Western, 1960  
Harris, Cliff, S, Ouachita, 1970-79  
Harris, Jim, S, Oklahoma, 1961  
Hays, Bob, WR, Florida A&M, 1965-74  
Hays, Wendell, RB, Humboldt State, 1963  
Hays, Harold, LB, So. Miss., 1963-67  
Healy, Don, DT, Maryland, 1960-61  
Hegman, Mike, LB, Tennessee State, 1976-82  
Heinrich, Don, QB, Washington, 1960  
Henderson, Thomas, LB, Langston, 1975-79  
Herchman, Bill, DT, Texas Tech, 1960-61  
Herrera, Efron, K, UCLA, 1974, 1976-77  
Hill, Calvin, RB, Yale, 1969-74  
Hill, Rod, CB, Kentucky State, 1982  
Hill, Tony, WR, Stanford, 1977-82  
Hogboom, Gary, QB, Central Michigan, 1980-82  
Homan, Dennis, WR, Alabama, 1968-70  
Hooper, Mitch, P, Arizona, 1975  
Houser, John, C-G, Redlands, 1960-61  
Houston, Bill, WR, Jackson State, 1974  
Howard, Percy, WR, Austin Peay, 1975  
Howard, Ron, TE, Seattle, 1974-75  
Howley, Chuck, LB, West Virginia, 1961-73  
Howton, Bill, WR, Rice, 1960-63  
Hoyam, Lynn, C-G, Long Beach, 1962-63  
Hughes, Randy, S, Oklahoma, 1975-80

Humphrey, Buddy, QB, Baylor, 1961  
 Hunter, Monty, S. Salem, 1982  
 Hurst, Eric, CB, San Jose St., 1980  
 Hutmann, Ed, DT, Nebraska, 1960  
 Hutcherson, Ken, LB, Livingston State, 1974  
 Huther, Bruce, LB, New Hampshire, 1977-80  
 Isbell, Joe Bob, G, Houston, 1962-65  
 Jansen, Jim, RB, Iowa, 1976  
 Johnson, Butch, WR, Cal-Riverside, 1976-82  
 Johnson, Mike, CB, Kansas, 1966-69  
 Johnson, Mitch, G, UCLA, 1965  
 Jones, Ed, DE, Tennessee State, 1974-78, 1980-82  
 Jones, James, RB, Miss. State, 1980-82  
 Jordan, Lee Roy, LB, Alabama, 1963-76  
 Kellor, Mike, LB, Michigan, 1972  
 Killian, Gene, G, Tennessee, 1974  
 Kiner, Steve, LB, Tennessee, 1970  
 King, Angelo, LB, South Carolina St., 1981-82  
 Klein, Dick, T, Iowa, 1960  
 Kowalczyk, Walt, RB, Michigan State, 1960  
 Kupp, Jake, G, Washington, 1964-65  
 Kye, Aaron, CB, Wyoming, 1976-79  
 Laidlaw, Scott, RB, Stanford, 1975-79  
 Lawless, Burton, G, Florida, 1975-79  
 LeBaron, Eddie, QB, Pacific, 1960-63  
 Lewis, D. D., LB, Miss. State, 1968-81  
 Lewis, Woodley, WR, Oregon, 1960  
 Lilly, Bob, DE-DT, Texas Christian, 1961-74  
 Liscio, Tony, T, Tulsa, 1963-64, 1966-71  
 Livingston, Warren, CB, Arizona, 1961-66  
 Lockett, J. W., RB, Central Okla., 1961-62  
 Logan, Oborn, S, Trinity (Tex.), 1965-66  
 Long, Bob, LB, UCLA, 1962  
 Lonsley, Clint, QB, Abilene Christian, 1974-75  
 Lothridge, Billy, P-QB, Georgia Tech, 1964  
 Manders, Dave, C, Mich. State, 1964-66, 1968-74  
 Manning, Wade, CB, Ohio State, 1979  
 Marsh, Amos, RB, Oregon State, 1961-64  
 Martin, Harvey, DE, East Texas St., 1973-82  
 Mathews, Ray, WR, Clemson, 1960  
 McCreary, Bob, T, Wake Forest, 1961  
 McDonalds, David, WR, Miss. Val., 1968  
 McDaniel, Tommy, WR, Oklahoma, 1964  
 McIlhenny, Don, RB, SMU, 1960-61  
 Mammel, Dale, G, Wyoming, 1962-63  
 Meredith, Don, QB, SMU, 1960-68  
 Meyers, John, DT, Washington, 1962-63  
 Mitchell, Aaron, CB, Nevada-Las Vegas, 1979-80  
 Moegle, Dick, S, Rice, 1961  
 Montgomery, Mike, RB-WR, Kans. St., 1972-73  
 Mooty, Jim, CB, Arkansas, 1960  
 Morgan, Dennis, RB, Western Illinois, 1974  
 Morton, Craig, QB, California, 1965-74  
 Murchison, Ola Lee, WR, Pacific, 1961  
 Neely, Ralph, G-T, Oklahoma, 1965-77  
 Newhouse, Robert, RB, Houston, 1972-82  
 Newsome, Timmy, RB, Winston-Salem, 1980-82  
 Niland, John, G, Iowa, 1966-74  
 Nolan, Dick, S, Maryland, 1962  
 Norman, Pettis, TE, J. C. Smith, 1962-70  
 Norton, Jerry, S, SMU, 1962  
 Nutting, Ed, T, Georgia Tech, 1963  
 Nye, Blaine, G, Stanford, 1968-76  
 Overton, Jerry, S, Utah, 1963  
 Parks, Billy, WR, Long Beach State, 1972  
 Paters, Jack, LB, Oregon, 1960-61  
 Pearson, Drew, WR, Tulsa, 1973-82  
 Pearson, Preston, RB, Illinois, 1975-80  
 Peoples, George, RB, Auburn, 1982  
 Percival, Mac, K, Texas Tech, 1974  
 Perkins, Don, RB, New Mexico, 1961-68  
 Petersen, Kurt, G, Missouri, 1980-82  
 Peterson, Calvin, LB, UCLA, 1974-75  
 Pinder, Cyril, RB, Illinois, 1973  
 Poimboeuf, Lance, K, SW La., 1963  
 Porterfield, Garry, DE, Tulsa, 1965  
 Pozderac, Phil, T, Notre Dame, 1982  
 Pugh, Jethro, DT, Eliz. City St., 1965-78  
 Putnam, Duane, G, Pacific, 1960  
 Rafferty, Tom, G-C, Penn State, 1976-82  
 Randall, Tom, DG, Iowa State, 1978  
 Randie, Sonny, WR, Virginia, 1968  
 Reese, Beasley, CB-WR, N. Texas St., 1976  
 Reese, Goy, DT, SMU, 1962-63  
 Reeves, Dan, RB-QB, S. Car., 1965-72  
 Renfro, Mel, CB-RB-S, Oregon, 1964-77  
 Rentzel, Lance, WR, Oklahoma, 1967-70  
 Rhome, Jerry, QB, Tulsa, 1965-68  
 Richards, Golden, WR, Hawaii, 1973-78  
 Richards, Howard, T, Missouri, 1981-82  
 Richardson, Gloster, WR, Jack. St., 1971  
 Ridgway, Colin, P-K, Lamar Tech, 1965  
 Ridlon, Jim, S, Syracuse, 1963-64  
 Roach, John, QB, SMU, 1964  
 Robinson, Larry, RB, Tennessee, 1973  
 Roe, Bill, LB, Colorado, 1980  
 Rohrer, Jeff, LB, Yale, 1982  
 Rucker, Reggie, WR, Boston U., 1970-71  
 Saldi, Jay, TE, South Carolina, 1976-82  
 Sandeman, Bill, DT, Pacific, 1966  
 Schaum, Greg, DE, Michigan State, 1976  
 Schoenke, Ray, T, SMU, 1963-64  
 Scott, Herbert, G, Virginia Union, 1975-82  
 Sellers, Ron, WR, Florida State, 1972  
 Seption, Rafael, K, SW Louisiana, 1978-82  
 Shaw, Robert, C, Tennessee, 1979-81  
 Sherer, Dave, P, SMU, 1960  
 Shy, Les, RB, Long Beach State, 1966-69  
 Simmons, Dave, LB, Georgia Tech, 1968  
 Smerek, Don, DL, Nevada-Reno, 1981-1982  
 Smith, J. D., RB, N. Car. A&T, 1965-66  
 Smith, Jackie, TE, NW Louisiana, 1978  
 Smith, Jim Ray, G-T, Baylor, 1963-64  
 Smith, Tody, DE-DT, USC, 1971-72  
 Solomon, Roland, S, Utah, 1980  
 Spradlin, Danny, LB, Tennessee, 1981-82  
 Springs, Ron, RB, Ohio State, 1979-82  
 Stalls, Dave, DE, Northern Colorado, 1977-79  
 Staubach, Roger, QB, Navy, 1969-79  
 Steele, Robert, WR, N. Alabama, 1978  
 Stephens, Larry, DE, Texas, 1963-67  
 Stiger, Jim, RB, Washington, 1963-65  
 Stincic, Tom, LB, Michigan, 1969-71  
 Stokes, Sim, WR, Northern Arizona, 1967  
 Stowe, Otto, WR, Iowa State, 1973  
 Strayhorn, Les, RB, East Carolina, 1973-74  
 Strychala, Andy, DE, Penn State, 1968  
 Talbert, Don, DE-T, Texas, 1962, 1965, 1971  
 Thomas, Bill, RB, Boston College, 1972  
 Thomas, Duane, RB, W. Texas St., 1970-71  
 Thomas, Ike, CB, Bishop, 1971  
 Thornton, Bruce, DE-DT, Illinois, 1979-81  
 Thurman, Dennis, CB, USC, 1978-82  
 Titensor, Glen, G, Brigham Young, 1981-82  
 Toomay, Pat, DE, Vanderbilt, 1970-74  
 Townes, Willie, DE, Tulsa, 1966-68  
 Truax, Billy, TE, Louisiana State, 1971-73  
 Tubbs, Jerry, LB, Oklahoma, 1960-67  
 Van Raaphorst, Dick, K, Ohio State, 1964  
 Villanueva, Danny, P-K, New Mex. St., 1965-67  
 Walker, Louie, LB, Colorado State, 1974  
 Walker, Malcolm, C, Rice, 1964-69  
 Wallace, Rodney, G, New Mex., 1971-73  
 Walls, Everson, GB, Grambling, 1981-82  
 Walton, Bruce, G, UCLA, 1973-75  
 Washington, Mark, CB, Morgan St., 1970-78  
 Waters, Charlie, S-CB, Clemson, 1970-78, 1980-81  
 Wayt, Russell, LB, Rice, 1965  
 Welch, Claxton, RB, Oregon, 1969-71  
 Wells, Norm, G, Northwestern, 1980  
 White, Danny, QB-P, Arizona State, 1976-82  
 White, Randy, LB-DE, Maryland, 1975-82  
 Whitfield, A. D., RB, N. Texas St., 1965  
 Whittingham, Fred, LB, Cal. Poly, 1969  
 Wilber, Ron, P, Tennessee, 1968-71  
 Wilbur, John, T, Stanford, 1966-69  
 Williams, Joe, RB, Wyoming, 1971  
 Wilson, Steve, WR, Howard, 1979-81  
 Wisener, Garry, WR, Baylor, 1960  
 Woolsey, Rolly, CB-S, Boise State, 1975  
 Wright, Brad, QB, New Mexico, 1982  
 Wright, Rayfield, TE-T, Ft. Valley St., 1967-79  
 Wright, Steve, T, Northern Iowa, 1981-82  
 Youmans, Maury, DE, Syracuse, 1964-65  
 Young, Charles, RB, N.C. State, 1974-76

# Cowboys 1983 Draft Choices

NAME	POS.	HT.	WT.	BIRTHDATE	COLLEGE	HOW ACQ.
Bouier, Lorenzo	RB	6-0	209	2/27/61	Maine	D-12
Caldwell, Bryan	DE	6-4	248	5/6/60	Arizona State	D-3
*Collier, Reggie	QB	6-3	207	5/14/61	Southern Mississippi	D-6
Faulkner, Chris	TE	6-4	257	4/13/59	Florida	D-4
Gross, Al	S	6-3	186	1/4/61	Arizona	D-9
Jeffcoat, Jim	DE	6-5	260	4/1/61	Arizona State	D-1
McSwain, Chuck	RB	6-0	190	2/21/61	Clemson	D-5
*Moran, Eric	T	6-5	282	6/10/60	Washington	D-10
Ricks, Lawrence	RB	5-9	194	6/4/61	Michigan	D-8
Schultz, Chris	T	6-8	259	2/16/60	Arizona	D-7
Taylor, Dan	T	6-3	258	5/13/58	Idaho State	D-11
Walter, Mike	LB	6-3	230	11/30/60	Oregon	D-2

\*Playing in USFL



# Cowboys 1983 Veterans Roster

NO.	NAME	POS.	HT.	WT.	BIRTHDATE	COLLEGE	NFL EXP.
62	Baldinger, Brian	C-G	6-4	253	1/7/59	Duke	2
31	Barnes, Benny	S	6-1	204	3/3/51	Stanford	12
76	Bethea, Larry	DT	6-5	244	7/21/56	Michigan State	6
53	Breunig, Bob	LB	6-2	225	7/4/53	Arizona State	9
18	Carano, Glenn	QB	6-3	204	11/18/55	Nevada-Las Vegas	7
47	Clinkscale, Dextor	S	5-11	190	4/13/58	South Carolina St.	3
61	Cooper, Jim	T	6-5	263	9/28/55	Temple	7
84	Cosbie, Doug	TE	6-6	232	2/27/56	Santa Clara	5
51	Dickerson, Anthony	LB	6-2	222	6/9/57	SMU	4
83	Donley, Doug	WR	6-0	173	2/6/59	Ohio State	3
67	Donovan, Pat	T	6-5	257	7/1/53	Stanford	9
33	Dorsett, Tony	RB	5-11	192	4/7/54	Pittsburgh	7
26	Downs, Michael	S	6-3	203	6/9/59	Rice	3
89	DuPree, Billy Joe	TE	6-4	223	3/7/50	Michigan State	11
78	Dutton, John	DT	6-7	275	2/6/51	Nebraska	10
27	Fellows, Ron	CB	6-0	174	11/7/58	Missouri	3
58	Hegman, Mike	LB	6-1	228	1/17/53	Tennessee State	8
25	Hill, Rod	CB	6-0	182	3/14/59	Kentucky State	2
80	Hill, Tony	WR	6-2	198	6/23/56	Stanford	7
14	Hogeboom, Gary	QB	6-4	199	8/21/58	Central Michigan	4
34	Hunter, Monty	S	6-0	202	1/21/59	Salem (W. Va.)	2
86	Johnson, Butch	WR	6-1	187	5/28/54	UC-Riverside	8
72	Jones, Ed	DE	6-9	272	2/23/51	Tennessee State	9
23	Jones, James	RB	5-10	202	12/6/58	Mississippi State	4
57	King, Angelo	LB	6-1	230	2/10/58	South Carolina St.	3
79	Martin, Harvey	DE	6-5	260	11/16/50	East Texas State	11
44	Newhouse, Robert	FB	5-10	219	1/9/50	Houston	12
30	Newsome, Timmy	RB	6-1	231	5/17/58	Winston-Salem State	4
88	Pearson, Drew	WR	6-0	193	1/12/51	Tulsa	11
22	Peoples, George	FB	6-0	211	8/25/60	Auburn	2
65	Petersen, Kurt	G	6-4	268	6/17/57	Missouri	4
75	Pozderac, Phil	T	6-9	272	12/19/59	Notre Dame	2
64	Rafferty, Tom	C-G	6-3	259	8/2/54	Penn State	8
70	Richards, Howard	G-T	6-6	258	8/7/59	Missouri	3
50	Rohrer, Jeff	LB	6-3	232	12/25/58	Yale	2
68	Scott, Herbert	G	6-2	262	1/18/53	Virginia Union	9
1	Septien, Rafael	K	5-9	181	12/12/53	SW Louisiana	7
60	Smerek, Don	DT	6-7	257	12/20/57	Nevada-Reno	3
55	Spradlin, Danny	LB	6-1	241	3/3/59	Tennessee	3
20	Springs, Ron	FB	6-1	210	11/1/56	Ohio State	5
32	Thurman, Dennis	CB	5-11	183	4/13/56	USC	6
63	Titensor, Glen	C-G	6-4	259	2/21/58	Brigham Young	3
24	Walls, Everson	CB	6-1	194	12/28/59	Grambling	3
11	White, Danny	QB	6-2	196	2/9/52	Arizona State	8
54	White, Randy	DT	6-4	258	1/15/53	Maryland	9
15	Wright, Brad	QB	6-2	209	5/15/59	New Mexico	2
73	Wright, Steve	G-T	6-5	263	4/8/59	Northern Iowa	3

# Cowboys All-Time Draft

## 1961

### (Drafted 2nd)

- (A) NO CHOICE**  
Choice traded along with sixth choice to Washington for EDDIE LeBARON.
- (B) BOB LILLY**  
T, Texas Christian University, 6-5, 242 — Choice from Cleveland for first round pick in 1962.
- E. J. HOLUB**  
LB, Texas Tech, 6-4, 218 (went to AFL).
- STEW BARBER**  
G, Penn State, 6-3, 230 (went to AFL).
- SONNY DAVIS**  
E, Baylor, 6-2, 210.
- NO CHOICE**  
Choice traded to San Francisco for GENE BARR.
- NO CHOICE**  
Choice traded, along with first choice, to Washington for LeBARON.
- ART GILMORE**  
HB, Oregon State, 6-0, 200.
- DON TALBERT**  
T, Texas, 6-5, 220.
- GLENN GREGORY**  
HB, SMU, 6-2, 195.
- NO CHOICE**  
Choice traded to Green Bay for FRED CONE.
- NORRIS STEVENSON**  
HB, Missouri, 6-1, 205.
- LOWNDES SHINGLER**  
QB, Clemson, 6-1, 205.
- DON GOODMAN**  
HB, Florida, 6-0, 200.
- BILL SHAW**  
T, Georgia Tech, 6-3, 222 (went to AFL).
- JULIUS VARNADO**  
T, San Francisco State, 6-4, 220 (went to AFL).
- JERRY STEFFEN**  
HB, Colorado, 6-10, 190.
- EVERETT CLOUD**  
HB, Maryland, 6-0, 190.
- RANDY WILLIAMS**  
HB, Indiana, 6-3, 208.
- LYNN HOYEM**  
C, Long Beach State, 6-4, 225.
- JERRY MORGAN**  
QB, Iowa State, 6-3, 195.

## 1962

### (Drafted 4th)

- NO CHOICE**  
Choice traded to Cleveland for first round pick in 1961 when Cowboys picked BOB LILLY.
- SONNY GIBBS\***  
QB, TCU, 6-7, 225.
- (A) NO CHOICE**  
Choice to Chicago for DON MEREDITH.
- (B) BOBBY PLUMMER**  
G, TCU, 6-2, 235 — Choice from Cleveland for DUANE PUTNAM.

- NO CHOICE**  
Choice to San Francisco for BILL HERCHMAN.
- NO CHOICE**  
Choice to Los Angeles for JIMMY HARRIS.
- (A) DONNIE DAVIS**  
E, Southern University, 6-2, 235.
- (B) GEORGE ANDRIE**  
E, Marquette, 6-7, 247 — Choice and ALLEN GREEN from New York for FRED DUGAN.
- NO CHOICE**  
Choice to Los Angeles for JOHN HOUSER.
- KEN TUREAUD**  
B, Michigan, 6-1, 198.
- NO CHOICE**  
Choice to Baltimore for DON PERKINS.
- JOHN M. LONGMEYER**  
G, Southern Illinois, 6-3, 230.
- LARRY HUDAS**  
E, Michigan State, 6-4, 208.
- NO CHOICE**  
Choice to Green Bay for STEVE MEILINGER.
- ROBERT MOSES**  
E, Texas, 6-3, 211.
- HAROLD HAYS\***  
G, Southern Mississippi, 6-3, 218.
- GUY REESE**  
T, SMU, 6-5, 238.
- ROBERT JOHNSTON**  
T, Rice, 6-4, 215.
- RAY JACOBS**  
T, Howard Payne, 6-3, 265 (went to AFL).
- DAVE CLOUTIER\***  
B, Maine, 6-0, 195 (went to AFL).
- PAUL HOLMES**  
T, Georgia, 6-5, 220.
- AMOS BULLOCKS**  
B, Southern Illinois, 6-1, 197.

## 1963

### (Drafted 6th)

- LEE ROY JORDAN**  
LB, Alabama, 6-2, 210.
- NO CHOICE**  
Choice traded, along with ninth choice, to Chicago for CHUCK HOWLEY.
- JIM PRICE**  
LB, Auburn, 6-3, 225.
- WHALEY HALL\***  
G, Mississippi, 6-3, 230.
- NO CHOICE**  
Choice traded to New York for DICK NOLAN.
- NO CHOICE**  
Choice traded to Green Bay for JOHN SUTRO.
- MARY CLOTHIER**  
G, Kansas, 6-4, 220.
- NO CHOICE**  
Choice traded to Green Bay for LEE FOLKINS.
- NO CHOICE**  
Choice traded to Chicago.

- ROD SCHEYER**  
T, Washington, 6-2, 220.
- RAY SCHOENKE**  
C, SMU, 6-3, 225.
- BILL PERKINS**  
B, Iowa, 6-2, 218.
- PAUL WICKER\***  
T, Fresno State, 6-5, 248.
- LOU CICCI**  
LB, Boston College, 6-2, 225.
- JERRY OVERTON**  
B, Utah, 6-2, 192.
- DENNIS GOLDEN**  
T, Holy Cross, 6-4, 235.
- ERNEST PARKS\***  
G, McMurry, 6-4, 230 (went to AFL).
- BILL FRANK**  
T, Colorado, 6-4, 250.
- JIM STIGER**  
B, Washington, 5-11, 195.
- TOMMY LUCAS**  
E, Texas, 6-3, 218.

## 1964

### (Drafted 4th)

- NO CHOICE**  
Choice traded to Pittsburgh for BUDDY DIAL.
- MEL RENFRO**  
B, Oregon, 6-0, 195.
- NO CHOICE**  
Choice traded to Los Angeles for BOB LONG and JOHN MEYERS.
- PERRY LEE DUNN**  
B, Mississippi, 6-2, 205.
- NO CHOICE**  
Choice traded to Green Bay for GARY BARNES.
- (A) BILLY LOTHRIDGE**  
QB, Georgia Tech, 6-1, 188.
- (B) JIM CURRY**  
E, Cincinnati, 6-4, 215 — Choice from Cleveland for ANDY CVERC-KO.
- (C) JIMMY EVANS**  
E, Texas Western, 5-1, 194 — Choice from Green Bay for JERRY NORTON.
- BOB HAYES\***  
WR, Florida A & M, 5-11, 189.
- AL GEVERINK**  
B, UCLA, 6-2, 190.
- JAKE KUPP**  
E, Washington, 6-3, 215.
- ROGER STAUBACH\***  
QB, Navy, 6-2, 190.
- BOBBY CRENSHAW**  
G, Baylor, 6-3, 230 (went to AFL).
- JOHNNY NORMAN**  
E, Northwestern Louisiana, 6-1, 185.
- JERRY RHOME**  
QB, Tulsa, 6-0, 185.
- JIM WORDEN**  
LB, Wittenberg, 6-1, 230.
- BILL VAN BURKLED**  
B, Tulsa, 5-11, 185.
- PAUL CERCEL**  
C, Pittsburgh, 6-2, 222.

\*Drafted as Future



17. **HARRY ABELL**  
E. Missouri, 6-3, 212 (went to AFL)
18. **NO SELECTION**  
Player chosen not eligible.
19. **H. D. MURPHY**  
B. Oregon, 6-0, 190.
20. **JOHN HUGHES**  
LB, SMU, 6-2, 220.

## 1965 (Drafted 5th)

1. **CRAIG MORTON**  
QB, California, 6-4, 215.
2. **MALCOLM WALKER**  
LB, Rice, 6-4, 245.
3. **NO CHOICE**  
Choice traded to Green Bay (who traded it to New York) for JOHN ROACH.
4. (A) **JIM SIDLE**  
B. Auburn, 6-2, 215.
4. (B) **BOB SVIHUS**  
T, USC, 6-4, 240 (went to AFL) — Choice from Detroit for SONNY GIBBS.
5. **ROGER PETTEE**  
LB, Florida, 6-4, 230.
6. **SONNY UTZ**  
RB, VPI, 5-11, 215.
7. **BRIG OWENS**  
B. Cincinnati, 5-11, 183.
8. **RUSSELL WAYT**  
LB, Rice, 6-4, 235.
9. **JIM ZANIOS**  
FB, Texas Tech, 6-0, 215.
10. **GAYLON McCOLLOUGH**  
C, Alabama, 6-3, 215.
11. **JETHRO PUGH**  
T, Elizabeth City, State, 6-6, 255.
12. **ERNE KELLERMAN**  
QB, Miami (Ohio), 6-0, 175.
13. **JACK SCHRAUB**  
E, California, 6-6, 210.
14. **GARRY PORTERFIELD**  
E, Tulsa, 6-3, 235.
15. **GENE FOSTER**  
B, Arizona State, 6-0, 195 (went to AFL)
16. **DOUG McDOUGAL**  
E, Oregon State, 6-4, 228.
17. **MITCH JOHNSON**  
T, UCLA, 6-4, 245.
18. **MARTIN ANSLER**  
T, Evansville, 6-5, 250.
19. **MARV RETTENMUND**  
HB, Ball State, 5-10, 195.
20. **RON BARLOW\***  
T, Kansas State, 6-2, 230.

## 1966 (Drafted 5th)

1. **JOHN NILAND**  
G, Iowa, 6-3, 245.
2. **WILLIE TOWNES\***  
DE, Tulsa, 6-5, 265.
3. **NO CHOICE**  
Choice to San Francisco for LEON DONOHUE.
4. **NO CHOICE**  
Choice to Baltimore for RALPH NEELY.
5. (A) **NO CHOICE**  
Choice to San Francisco for J. D. SMITH.

5. (B) **WALT GARRISON**  
RB, Oklahoma State, 6-0, 209 — Choice from Baltimore thru Detroit for AMOS MARSH.
6. **BOB DUNLEVY**  
E, West Virginia, 6-4, 195.
7. **ART ROBINSON**  
E, Florida A & M, 6-0, 208.
8. **DON KUNIT**  
RB, Penn State, 6-2, 200.
9. **DARRELL ELAM**  
FL, West Virginia Tech, 6-2, 189.
14. **LEWIS TURNER**  
RB, Norfolk State, 6-2, 183.
15. **MARK GARTUNG\***  
DT, Oregon State, 6-4, 255.
16. **TOM PIGGEE**  
RB, San Francisco State, 5-11, 200.
17. **GEORGE ALLEN**  
T, West Texas State, 6-7, 245 (went to AFL).
18. **STEVE ORR**  
DT, Washington, 6-4, 230.
19. **BYRON JOHNSON**  
E, Central Washington State, 6-5, 255.
20. **LOU HUDSON**  
FL, Minnesota, 6-5, 220.

## 1967 (Drafted 23rd)

1. **NO CHOICE**  
Choice given along with second and two fifths, to Houston for RALPH NEELY.
2. **NO CHOICE**  
NEELY trade.
3. **PHIL CLARK**  
DB, Northwestern, 6-2, 207.
4. **CURTIS MARKER**  
G, Northern Michigan, 6-2, 253.
5. (A) **NO CHOICE**  
Choice and JIM STEFFEN from Washington for BRIG OWENS; MITCH JOHNSON & JAKE KUPP; NEELY trade.
5. (B) **NO CHOICE**  
Choice from Cleveland for JOE BOB ISBELL; NEELY trade.
5. (C) **NO CHOICE**  
Choice to Green Bay for HENRY GREMMINGER.
6. **SIMS STOKES**  
E, Northern Arizona, 6-1, 198.
7. **RAYFIELD WRIGHT**  
T, Ft. Valley State, 6-7, 235.
8. **STEVE LAUB**  
QB, Illinois Wesleyan, 6-1, 190.
9. **BYRON MORGAN**  
DB, Findlay (Ohio), 6-3, 212.
10. **EUGENE BOWEN**  
RB, Tennessee A&I, 5-8, 210.
10. **MASON MITCHELL**  
RB, Washington, 6-1, 170.
11. **AUSTIN DENNEY\***  
E, Tennessee, 6-2, 225.
12. (A) **LES SHY**  
RB, Long Beach State, 6-1, 200 — Choice from Pittsburgh for LEE FOLKINS.
12. (B) **CRAIG BAYNHAM\***  
RB, Georgia Tech, 6-1, 200.
13. **RONNIE LAMB**  
B, South Carolina, 6-2, 216.
11. **PAT RILEY**  
E, Kentucky, 6-2, 205.

12. **HAROLD DETERS**  
K, North Carolina State, 6-0, 200.
13. **AL KERKIAN**  
DE, Akron, 6-6, 235.
14. **TOM BOYD**  
G, Tarleton State, 6-3, 250.
15. **LEAVIE DAVIS**  
DB, Edward Waters College (Florida), 6-4, 210.
16. **PAUL BROTHERS**  
HB, Oregon State, 6-1, 195.
17. **GEORGE ADAMS**  
LB, Morehead State (Kentucky), 6-2, 218.

## 1968 (Drafted Alternately 20th, 19th, 21st)

1. **DENNIS HOMAN**  
FL, Alabama, 6-1, 181.
2. **DAVID McDANIELS**  
E, Mississippi Valley, 6-4, 200.
3. (A) **NO CHOICE**  
Choice to Minnesota for LANCE RENTZEL.
3. (B) **ED HARMON**  
LB, Louisville, 6-4, 246 — Choice from Chicago for AUSTIN DENNEY and MAC PERCIVAL.
4. (A) **NO CHOICE**  
Choice to New Orleans for LARRY STEPHENS.
4. (B) **JOHN DOUGLAS**  
LB, Missouri, 6-2, 215 — Choice from New York for JIM COLVIN.
5. **BLAINE NYE**  
G, Stanford, 6-4, 255.
6. **D. D. LEWIS**  
LB, Mississippi State, 6-1, 210.
7. **BOB TAUCHER**  
T, Nebraska, 6-4, 251.
8. **FRANK BROWN**  
DE, Albany (Ga.) State, 6-3, 249.
9. **KEN KMIEC**  
DB, Illinois, 6-2, 187.
10. **BEN OLISON**  
FL, Kansas, 6-1, 170.
11. **RON SHOTTS**  
RB, Oklahoma, 6-0, 206.
12. **WILSON WHITTY**  
LB, Boston University, 6-3, 224.
13. **CARTER LORD**  
TE, Harvard, 6-2, 214.
14. **RON WILLIAMS**  
DB, West Virginia, 6-2, 190.
15. **TOMMY LUNCFORD**  
P, Auburn, 6-2, 202.
16. **LARRY COLE**  
DE, Hawaii, 6-5, 250.
17. **GEORGE NORDGREN**  
RB, Houston, 6-0, 200.

## 1969 (Drafted Alternately 24th, 23rd, 22nd)

1. **CALVIN HILL**  
RB, Yale, 6-3, 230.
2. **RICHMOND FLOWERS**  
WR, Tennessee, 6-0, 183.
3. (A) **TOM STINCIC**  
LB, Michigan, 6-2, 226.

3. (B) HALVOR HAGEN  
DE, Weber State, 6-5, 250 —  
Choice from San Francisco for  
HAROLD HAYS.
4. NO CHOICE  
Choice to New Orleans for DAVE  
SIMMONS.
5. (A) NO CHOICE  
Choice to Baltimore for ANDY  
STYNCHULA.
5. (B) CHUCK KYLE  
LB, Purdue, 6-1, 220 — Choice  
from Los Angeles for COY BACON.
6. RICH SHAW  
FL, Arizona State, 6-4, 205.
7. LARRY BALES  
WR, Emory & Henry, 5-11, 185.
8. ELMER BENHARDT  
LB, Missouri, 6-2, 200.
9. CLAXTON WELCH  
RB, Oregon, 5-11, 200.
10. STUART GOTTLIEB  
G, Weber State, 6-5, 250.
11. CLARENCE WILLIAMS  
DT, Prairie View A & M, 6-5, 250.
12. BOB BELDEN  
QB, Notre Dame, 6-2, 210.
13. RENE MATISON  
WR, New Mexico, 6-0, 185.
14. GERALD LUTRI  
T, Northern Michigan, 6-4, 256.
15. BILL JUSTUS  
DB, Tennessee, 6-1, 180.
16. FLOYD KERR  
DB, Colorado State, 6-3, 195.
17. BILL BAILEY  
DT, Lewis & Clark, 6-4, 260.

### 1970 (Drafted 23rd)

1. DUANE THOMAS  
RB, West Texas, 6-1, 220.
2. (A) BOB ASHER  
T, Vanderbilt, 6-5, 250 — Choice  
from Chicago for CRAIG BAYN-  
HAM and PHIL CLARK.
2. (B) MARGENE ADKINS  
WR, Henderson J. C., 5-10, 183.
3. (A) CHARLIE WATERS  
CB, Clemson, 6-1, 193 — Choice  
from Houston through Cleveland  
for JERRY RHOME.
3. (B) STEVE KINER  
LB, Tennessee, 6-1, 220 — Choice  
from Cleveland for JERRY  
RHOME.
3. (C) DENTON FOX  
S, Texas Tech, 6-2, 205.
4. JOHN FITZGERALD  
T, Boston College, 6-4, 265.
5. NO CHOICE  
Choice to St. Louis for BOBBY  
JOE CONRAD.
6. PAT TOOMAY  
DE, Vanderbilt, 6-5, 230.
7. DON ABBEY  
LB, Penn State, 6-2, 252.
8. JERRY DOSSEY  
G, Arkansas, 6-4, 244.
9. ZENON ANDRUSYSHYN  
K, UCLA, 6-2, 212.
10. PETE ATHAS  
S, Dade J. C., 6-0, 186.
11. IVAN SOUTHERLAND  
DT, Clemson, 6-4, 246.

12. JOE WILLIAMS  
RB, Wyoming, 6-1, 193.
13. MARK WASHINGTON  
CB, Morgan State, 5-11, 183.
14. JULIAN MARTIN  
WR, North Carolina Central, 6-3,  
190.
15. KEN DeLONG  
TE, Tennessee, 6-2, 223.
16. SEABERN HILL  
CB, Arizona State, 6-2, 195.
17. GLENN PATTERSON  
C, Nebraska, 6-3, 220.

### 1971 (Drafted 25th)

1. TODY SMITH  
DE, Southern California, 6-5, 250.
2. ISAAC THOMAS  
CB, Bishop, 6-2, 190.
3. (A) SAM SCARBER  
RB, New Mexico, 6-2, 235 —  
Choice from St. Louis for JOHN  
WILBUR.
3. (B) BILL GREGORY  
DE, Wisconsin, 6-5, 240.
4. (A) JOE CARTER  
TE, Grambling, 6-3, 219 — Choice  
from New Orleans for WILLIE  
TOWNES.
4. (B) BUDDY MITCHELL  
T, Mississippi, 6-5, 232.
5. RON KADZIEL  
LB, Stanford, 6-3, 215.
6. STEVE MAIER  
WR, Northern Arizona, 6-3, 192.
7. BILL GRIFFIN  
T-G, Catawba, 6-5, 250.
8. RON JESSIE  
WR, Kansas, 6-0, 183.
9. HONOR JACKSON  
WR, Pacific, 6-2, 190.
10. RODNEY WALLACE  
DT, New Mexico, 6-5, 260.
11. ERNEST BONWELL  
LB, Lane College, 6-4, 225.
12. STEVE GOEPEL  
QB, Colgate, 6-1½, 200.
13. JAMES FORD  
RB, Texas Southern, 6-0, 200.
14. TYRONE COUEY  
DB, Utah State, 6-1½, 194.
15. BOB YOUNG  
TE, Delaware, 6-5, 250.
16. JOHN BRENNAN  
T, Boston College, 6-2½, 260.
17. JOHN BOMER  
C, Memphis State, 6-3, 230.

### 1972 (Drafted 26th)

1. BILL THOMAS  
RB, Boston College, 6-2, 225.
2. (A) ROBERT NEWHOUSE  
RB, Houston, 5-10, 202 — Choice  
from New England for HALVOR  
HAGEN and HONOR JACKSON.
2. (B) JOHN BABINECZ  
LB, Villanova, 6-1, 222 — Choice  
from New Orleans for MARGENE  
ADKINS.
2. (C) CHARLES McKEE  
WR, Arizona, 6-2, 199.

3. (A) MIKE KELLER  
LB, Michigan, 6-4, 221 — Choice  
from New England for HALVOR  
HAGEN and HONOR JACKSON.
3. (B) HARV BATEMAN  
P-K, Utah, 6-4, 213.
4. (A) TIM KEARNEY  
LB, Northern Michigan, 6-2, 225  
— Choice from New Orleans for  
JOE WILLIAMS.
4. (B) ROBERT WEST  
WR, San Diego State, 6-4, 218  
— Choice from New England for  
STEVE KINER.
4. (C) CHARLES ZAPIEC  
LB, Penn State, 6-2, 222 —  
Choice from Detroit for RON  
JESSIE.
4. (D) NO CHOICE  
Choice to New Orleans for DON  
TALBERT.
5. NO CHOICE  
Choice to San Diego for TONY  
LISCIO.
6. CHARLES BOLDEN  
DB, Iowa, 6-3, 195.
7. NO CHOICE  
Choice to Chicago for LEE ROY  
CAFFEY.
8. RALPH COLEMAN  
LB, North Carolina A&T, 6-4, 216.
9. ROY BELL  
RB, Oklahoma, 5-10, 208.
10. RICHARD AMMAN  
DE, Florida State, 6-5, 234.
11. LONNIE LEONARD  
T-G, North Carolina A&T, 6-4,  
244.
12. JIMMY HARRIS  
WR, Ohio State, 5-10, 180.
13. JEAN FUGETT  
TE, Amherst, 6-3, 219.
14. ALAN THOMPSON  
RB, Wisconsin, 6-0, 225.
15. CARLOS ALVAREZ  
WR, Florida, 5-10, 184.
16. GORDON LONGMIRE  
QB, Utah, 6-1, 205.
17. ALFONSO CAIN  
DT, Bethune-Cookman, 6-3, 271.

### 1973 (Drafted Alternately 20th, 22nd and 21st)

1. BILLY JOE DUPREE  
TE, Michigan State, 6-4, 225.
2. (A) GOLDEN RICHARDS  
WR, Hawaii, 6-0, 172 — Choice  
from Green Bay for RON WIDBY  
and IKE THOMAS.
2. (B) NO CHOICE  
Choice to Chicago as compensa-  
tion for signing JACK CONCAN-  
NON.
3. (A) HARVEY MARTIN  
DT, East Texas State, 6-5, 262  
— Choice from Houston through  
New Orleans for TOM STINCIC.
3. (B) NO CHOICE  
Choice to New England for RON  
SELLERS.
4. DRANE SCRIVENER  
DB, Tulsa, 6-0, 176.
5. BRUCE WALTON  
T, UCLA, 6-6, 251.
6. BOB LEYEN  
G, Yale, 6-4, 256.

7. **RODRIGO BARNES**  
LB, Rice, 6-1, 215.
8. **DAN WERNER**  
QB, Michigan State, 6-4, 195.
9. **MIKE WHITE**  
CB, Minnesota, 6-0, 196.
10. **CARL JOHNSON**  
LB, Tennessee, 6-1, 225.
11. **GERALD CASWELL**  
G, Colorado State, 6-4, 250.
12. **JIM ARNESON**  
G, Arizona, 6-3, 236.
13. **JOHN SMITH**  
WR, UCLA, 6-1, 187.
14. **BOB THORNTON**  
G-C, North Carolina, 6-3, 234.
15. **WALT BAISY**  
LB, Grambling, 6-2, 222.
16. **JOHN CONLEY**  
TE, Hawaii, 6-2, 228.
17. **LES STRAYHORN**  
RB, East Carolina, 5-10, 205.

**1974**  
**(Drafted Alternately**  
**22nd, 21st, 20th**  
**and 23rd)**

1. **(A) ED JONES**  
DE, Tennessee State, 6-8, 260  
— Choice from Houston for TODY SMITH and BILLY PARKS.
1. **(B) CHARLES YOUNG**  
RB, North Carolina State, 6-1, 215.
2. **NO CHOICE**  
Choice and RON SELLERS to Miami for OTTO STOWE.
3. **(A) DANNY WHITE**  
QB, Arizona State, 6-2, 180 — Choice from Houston for TODY SMITH and BILLY PARKS.
3. **(B) CALVIN PETERSON**  
LB, UCLA, 6-3, 218.
4. **(A) KEN HUTCHERSON**  
LB, Livingston State, 6-1, 214  
— Choice from Oakland for GLOSTER RICHARDSON.
4. **(B) ANDY ANDRADE**  
RB-DB, Northern Michigan, 5-11, 193.
5. **JOHN KELSEY**  
T, Missouri, 6-6, 226.
6. **JIM BRIGHT**  
DB, UCLA, 6-1, 210.
7. **RAYMOND NESTER**  
LB, Michigan State, 6-2, 224.
8. **MIKE HOLT**  
DB, Michigan State, 5-11, 176.
9. **BILL DULIN**  
T, Johnson C. Smith, 6-6, 244.
10. **DENNIS MORGAN**  
DB, Western Illinois, 5-11, 203.
11. **HARVEY MCGEE**  
WR, Southern Mississippi, 6-2, 209.
12. **KEITH BOBO**  
QB, Southern Methodist, 6-3, 196.
13. **FRED LIMA**  
K, Colorado, 5-9, 202.
14. **DOUG RICHARDS**  
DB, Brigham Young, 6-4, 185.
15. **BRUCE CRAFT**  
DT, Geneva, Pa., 6-4, 232.

16. **GENE KILLIAN**  
T, Tennessee, 6-4, 225.
17. **LAWRIE SKOLROOD**  
T, North Dakota, 6-5, 230.

**1975**  
**(Drafted 18th)**

1. **(A) RANDY WHITE**  
DE, Maryland, 6-4, 250. — Choice from N. Y. Giants for CR-IG MORTON.
1. **(B) THOMAS HENDERSON**  
LB, Langston, 6-2, 214.
2. **BURTON LAWLESS**  
G, Florida, 6-4, 253.
3. **BOB BREUNIG**  
LB, Arizona State, 6-2, 236.
4. **(A) PAT DONOVAN**  
DE, Stanford, 6-5, 240 — Choice from Houston for MIKE MONTGOMERY.
4. **(B) RANDY HUGHES**  
DB, Oklahoma, 6-4, 209.
5. **(A) KYLE DAVIS**  
C, Oklahoma, 6-3, 240 — Choice from Green Bay for JACK CON-CANNON.
5. **(B) NO CHOICE**  
Choice to Cincinnati for CLINT LONGLEY.
6. **ROLLY WOOLSEY**  
DB, Boise State, 6-1, 175.
7. **MICHAEL HEGMAN**  
LB, Tennessee State, 6-4, 220.
8. **MITCH HOOPES**  
P, Arizona, 6-0, 210.
9. **ED JONES**  
DB, Rutgers, 6-0, 193.
10. **DENNIS BOOKER**  
RB, Millersville State, 6-1, 235.
11. **GREG KRPALEK**  
C, Oregon State, 6-5, 242.
12. **CHUCK BLAND**  
DB, Cincinnati, 5-11, 188.
13. **HERBERT SCOTT**  
G, Virginia Union, 6-2, 248.
14. **SCOTT LAIDLAW**  
RB, Stanford, 6-0, 206.
15. **WILLIE HAMILTON**  
RB, Arizona, 5-11, 182.
16. **PETE CLARK**  
TE, Colorado State, 6-4, 234.
17. **JIM TESTERMAN**  
TE, Dayton, 6-5, 225.

**1976**  
**(Drafted 27th)**

1. **AARON KYLE**  
DB, Wyoming, 5-11, 183.
2. **(A) JIM JENSEN**  
RB, Iowa, 6-4, 226 — Choice from N.Y. Giants for CRAIG MORTON.
2. **(B) JIM EIDSON**  
G, Mississippi St., 6-4, 253.
3. **(A) DUKE FERGERSON**  
WR, San Diego St., 6-1, 186 — Choice from San Francisco for BOB HAYES.
3. **(B) JOHN SMITH**  
RB, Boise State, 6-0, 191 — Choice from Denver for OTTO STOWE.

3. **(C) BUTCH JOHNSON**  
WR, UC-Riverside, 6-1, 175.
4. **TOM RAFFERTY**  
G, Penn State, 6-3, 248.
5. **WALLY PESUIT**  
T, Kentucky, 6-4, 260.
6. **GREG MCGUIRE**  
T, Indiana, 6-3, 255.
7. **(A) GREG SCHAUM**  
DT, Michigan State, 6-4, 246 — Choice from San Diego for KEN HUTCHERSON.
7. **(B) DAVID WILLIAMS**  
RB, Colorado, 6-2, 210.
8. **HENRY LAWS**  
DB, South Carolina, 5-10, 171.
9. **BEASLEY REECE**  
DB, North Texas, 6-1, 193.
10. **LEROY COOK**  
DE, Alabama, 6-4, 212.
11. **CORNELIUS GREEN**  
QB, Ohio, 5-11, 170.
12. **CHARLES McSHANE**  
LB, Cal Lutheran, 6-2, 211.
13. **MARK DRISCOLL**  
QB, Colorado St., 6-1, 184.
14. **LARRY MUSHINSKIE**  
TE, Nebraska, 6-3, 217.
15. **DALE CURRY**  
LB, UCLA, 6-2, 222.
16. **RICH COSTANZO**  
T, Nebraska, 6-4, 260.
17. **STAN WOODFILL**  
K, Oregon, 6-0, 190.

**1977**  
**(Drafted Alternately**  
**24th, 25th and 26th)**

1. **TONY DORSETT**  
RB, Pittsburgh, 5-11, 192 — Choice from Seattle for Cow-boys' first-round choice and three second-round choices.
2. **GLENN CARANO**  
QB, Nevada-Las Vegas, 6-3, 195 — Choice from Seattle for DUKE FERGERSON.
3. **(A) TONY HILL**  
WR, Stanford, 6-2, 196 — Choice from Philadelphia for JOHN NILAND.
3. **(B) VAL BELCHER**  
G, Houston, 6-3, 250.
4. **GUY BROWN**  
LB, Houston, 6-4, 215.
5. **ANDY FREDERICK**  
OL, New Mexico, 6-6, 241.
6. **JIM COOPER**  
T, Temple, 6-5, 252.
7. **DAVID STALLS**  
DT, Northern Colorado, 6-4, 236.
8. **(A) AL CLEVELAND**  
DL, Pacific, 6-4, 246 — Choice from San Diego for MITCH HOOPES.
8. **(B) FRED WILLIAMS**  
RB, Arizona State, 5-10, 189.
9. **MARK CANTRELL**  
C, North Carolina, 6-3, 252.
10. **STEVE DeBERG**  
QB, San Jose State, 6-2, 205.
11. **DON WARDLOW**  
TE, Washington, 6-6, 230.
12. **GREG PETERS**  
OL, California, 6-5, 257.

## 1978

### (Drafted 28th)

- LARRY BETHEA**  
DL, Michigan State, 6-5, 258.
- TODD CHRISTENSEN**  
RB-TE, Brigham Young, 6-3, 224.
- DAVID HUGGINS**  
OL, Oklahoma, 6-5, 245.
- ALDIS BLACKWELL**  
RB, Houston, 5-11, 194.
- RICH ROSEN**  
G, Syracuse, 6-3, 242.
- HAROLD RANDOLPH**  
LB, East Carolina, 6-1, 191.
- TOM RANDALL**  
DT, Iowa State, 6-5, 248.
- HOMER BUTLER**  
WR, UCLA, 6-1, 184.
- RUSS WILLIAMS**  
DB, Tennessee, 6-1, 197.
- BARRY TOMASETTI**  
OL, Iowa, 6-3, 249.
- DENNIS THURMAN**  
S, Southern Cal, 5-11, 172.
- LEE WASHBURN**  
OL, Montana State, 6-6, 253.

## 1979

### (Drafted 27th)

- ROBERT SHAW**  
C, Tennessee, 6-4, 252.
- AARON MITCHELL**  
CB, Nevada-Las Vegas, 6-1, 196.
- DOUG COSBIE**  
TE, Santa Clara, 6-6, 230.  
Swapped choices with Seattle in BILL GREGORY trade.
- RALPH DeLOACH**  
DE, California, 6-5 254.
- (A) BOB HUKILL**  
OL, North Carolina, 6-5, 250.  
Choice from Chicago for GOLDEN RICHARDS.  
**(B) CURTIS ANDERSON**  
DE, Central State (O), 6-6, 240.  
Choice from Seattle for EFREN HERRERA.  
**(C) RON SPRINGS**  
RB, Ohio State, 6-0, 197.
- (A) TIM LAVENDER**  
CB, So. California, 6-3, 187.  
Choice from Seattle for BILL GREGORY.  
**(B) MIKE SALZANO**  
OL, North Carolina, 6-3, 242.  
Choice from Denver for JIM JENSEN.  
**(C) CHRIS DeFRANCE**  
WR, Arizona St., 6-1, 205.
- GREG FITZPATRICK**  
LB, Youngstown, 6-2, 227.
- BRUCE THORNTON**  
DT, Illinois, 6-5, 266.
- GARRY COBB**  
LB, So. California, 6-2, 209.
- MIKE CALHOUN**  
DT, Notre Dame, 6-4, 228.
- NO CHOICE**  
Choice to Detroit for SKIP BUTLER.
- QUENTIN LOWRY**  
LB, Youngstown, 6-2, 225.

## 1980

### (Drafted Alternately, 23rd, 24th and 25th)

- NO CHOICE**  
Choice given along with second round choice to Baltimore for JOHN DUTTON.
- NO CHOICE**  
Choice given along with first round choice to Baltimore for JOHN DUTTON.
- (A) BILL ROE**  
LB, Colorado, 6-3, 220. Choice from Chicago for GOLDEN RICHARDS.  
**(B) JAMES JONES**  
RB, Mississippi State, 5-10, 200.
- KURT PETERSEN**  
DL, Missouri, 6-5, 255.
- GARY HOGBOOM**  
QB, Central Michigan, 6-4, 195.
- TIMMY NEWSOME**  
RB, Winston-Salem St., 6-1, 228.
- LESTER BROWN**  
RB, Clemson, 5-11, 176.
- LARRY SAVAGE**  
LB, Michigan State, 6-3, 225.
- JACKIE FLOWERS**  
WR, Florida State, 6-0, 194.
- MATTHEW TEAGUE**  
DE, Prairie View A & M, 6-4, 238.
- GARY PADJEN**  
LB, Arizona State, 6-1, 238.
- NORM WELLS**  
DT, Northwestern, 6-5, 249.

## 1981

### (Drafted Alternately, 25th and 26th)

- HOWARD RICHARDS**  
T, Missouri, 6-5, 255.
- DOUG DONLEY**  
WR, Ohio St., 6-0, 180.
- GLEN TITENSOR**  
DL, Brigham Young, 6-4, 250.
- (A) SCOTT PELLUER**  
LB, Wash. St., 6-1, 213.—(Choice from San Francisco for THOMAS HENDERSON)  
**(B) DERRIE NELSON**  
LB, Nebraska, 6-2, 217.
- DANNY SPRADLIN**  
LB, Tennessee, 6-1, 229.
- VINCE SKILLINGS**  
DB, Ohio St., 5-11, 176.
- (A) RON FELLOWS**  
DB, Missouri, 5-11, 165. — (Choice from Tampa Bay for DAVE STALLS)  
**(B) KEN MILLER**  
DB, East Michigan, 5-11, 180.
- PAUL PIUROWSKI**  
LB, Florida St., 6-2, 219.
- MIKE WILSON**  
WR, Wash. St., 6-3, 202.
- PAT GRAHAM**  
DT, California, 6-3, 257.
- TIM MORRISON**  
G, Georgia, 6-3, 258.
- NATE LUNDY**  
WR, Indiana, 6-0, 169.

## 1982

### (Drafted 26th)

- ROD HILL**  
CB, Kentucky State, 6-0, 185.
  - JEFF ROHRER**  
LB, Yale, 6-3, 224.
  - JIM ELIOPULOS**  
LB, Wyoming, 6-3, 229.
  - (A) BRIAN CARPENTER**  
CB, Michigan, 5-10, 166. (Choice from Tampa Bay for DAVE STALLS)  
**(B) MONTY HUNTER**  
S, Salem College, 6-0, 201.
  - PHIL POZDERAC**  
T, Notre Dame, 6-9, 260.
  - (A) KEN HAMMOND**  
G, Vanderbilt, 6-4, 270. (Choice from Cleveland for BRUCE HUTHER)  
**(B) CHARLES DAUM**  
DL, Cal Poly-SLO, 6-6, 241.
  - BILL PURIFOY**  
DL, Tulsa, 6-7, 249.
  - (A) GEORGE PEOPLES**  
RB, Auburn, 6-0, 211. (Choice from Denver through Buffalo for WADE MANNING)  
**(B) DWIGHT SULLIVAN**  
RB, North Carolina State, 6-0, 205.
  - JOE GARY**  
DL, UCLA, 6-5, 273.
  - TODD ECKERSON**  
T, North Carolina State, 6-4, 263.
  - (A) GEORGE THOMPSON**  
WR, Albany State (Ga.), 6-3, 209. (Choice from Tampa Bay for AARON MITCHELL)  
**(B) MICHAEL WHITING**  
RB, Florida State, 6-1, 210.
  - RICH BURTNESSE**  
G, Montana 6-4, 257.
- ## 1983
- ### (Drafted Alternately 23rd, 24th, 21st and 22nd)
- JIM JEFFCOAT**  
DE, Arizona State, 6-5, 260.
  - MIKE WALTER**  
LB, Oregon, 6-3, 230.
  - BRYAN CALDWELL**  
DE, Arizona State, 6-4, 248.
  - CHRIS FALKNER**  
TE, Florida, 6-4, 257.
  - CHUCK McSWAIN**  
RB, Clemson, 6-0, 190.
  - REGGIE COLLIER**  
QB, Southern Mississippi, 6-3, 207.
  - CHRIS SCHULTZ**  
T, Arizona, 6-8, 259.
  - LAWRENCE RICKS**  
RB, Michigan, 5-9, 194.
  - AL GROSS**  
S, Arizona, 6-3, 186.
  - ERIC MORAN**  
T, Washington, 6-5, 282.
  - DAN TAYLOR**  
T, Idaho State, 6-3, 258.
  - LORENZO BOUIER**  
RB, Maine, 6-0, 209.

# Cowboys Honors

## PRO BOWL

- 1960 — Jim Doran, WR (1st appearance).  
1961 — Dick Bielski, TE (1); Don Perkins, RB (1).  
1962 — Don Bishop, CB (1); Eddie LeBaron, QB (1); Bob Lilly, DE (1); Don Perkins, RB (2); Jerry Tubbs, LB (1).  
1963 — Sam Baker, K (1); Lee Folkins, TE (1); Don Perkins, RB (3).  
1964 — Bob Lilly, DT (2); Mel Renfro, S (1).  
1965 — Cornell Green, CB (1); Mel Renfro, S (2); Chuck Howley, LB (1); George Andrie, DE (1); Bob Lilly, DT (3); Bob Hayes, WR (1).  
1966 — George Andrie, DE (2); Cornell Green, CB (2); Bob Hayes, WR (2); Chuck Howley, LB (2); Bob Lilly, DT (4); Dave Manders, C (1); Don Meredith, QB (1); Don Perkins, RB (4); Mel Renfro, S (3).  
1967 — George Andrie, DE (3); Cornell Green, CB (3); Bob Hayes, WR (3); Chuck Howley, LB (3); Lee Roy Jordan, LB (1); Bob Lilly, DT (5); Ralph Neely, T (1); Don Perkins, RB (5); Mel Renfro, S (4).  
1968 — George Andrie, DE (4); Chuck Howley, LB (4); Lee Roy Jordan, LB (2); Bob Lilly, DT (6); Don Meredith, QB (2); John Niland, G (1); Don Perkins, RB (6); Mel Renfro, S (5).  
1969 — George Andrie, DE (5); Calvin Hill, RB (1); Chuck Howley, LB (5); Lee Roy Jordan, LB (3); Bob Lilly, DT (7); Ralph Neely, T (2); John Niland, G (2); Mel Renfro, S (6).  
1970 — Bob Lilly, DT (8); John Niland, G (3); Mel Renfro, CB (7).  
1971 — Bob Lilly, DT (9); John Niland, G (4); Mel Renfro, CB (8); Cornell Green, S (4); Rayfield Wright, T (1); Roger Staubach, QB (1); Ron Widby, P (1); Chuck Howley, LB (6); Duane Thomas (1, injured).  
1972 — Bob Lilly, DT (10, injured); Mel Renfro, CB (9); Cornell Green, S (5); John Niland, G (5); Calvin Hill, RB (2); Rayfield Wright, T (2); Walt Garrison (1).  
1973 — Mel Renfro, CB (10); John Niland, G (6); Rayfield Wright, T (3); Bob Lilly, DT (11, injured); Lee Roy Jordan, LB (4, injured); Calvin Hill, RB (3, injured).  
1974 — Lee Roy Jordan, LB (5); Rayfield Wright, T (4); Calvin Hill, RB (4); Cliff Harris, S (1); Blaine Nye, G (1); Drew Pearson, WR (1).  
1975 — Cliff Harris, S (2); Rayfield Wright, T (5).  
1976 — Billy Joe DuPree, TE (1); Cliff Harris, S (3); Harvey Martin, DE (1); Blaine Nye, G (2); Drew Pearson, WR (2); Roger Staubach, QB (2); Charlie Waters, S (1); Rayfield Wright, T (6).  
1977 — Billy Joe DuPree, TE (2); Cliff Harris, S (4); Efen Herrera, K (1); Harvey Martin, DE (2); Drew Pearson, WR (3); Roger Staubach, QB (3, injured); Charlie Waters, S (2); Randy White, DT (1).  
1978 — Tony Dorsett, RB (1); Billy Joe DuPree, TE (3); Cliff Harris, S (5); Thomas Henderson, LB (1); Tony Hill, WR (1); Harvey Martin, DE (3, injured); Roger Staubach, QB (4); Charlie Waters, S (3); Randy White, DT (2, injured).  
1979 — Bob Breunig, LB (1); Pat Donovan, T (1); Cliff Harris, S (6); Tony Hill, WR (2); Harvey Martin, DE (4); Herbert Scott, G (1); Roger Staubach, QB (5); Randy White, DT (3).  
1980 — Bob Breunig, LB (2); Pat Donovan, T (2); Herbert Scott, G (2); Randy White, DT (4).  
1981 — Tony Dorsett, RB (2); Pat Donovan, T (3); Ed Jones, DE (1); Herbert Scott, G (3); Rafael Septien, K (1); Everson Walls, CB (1); Randy White, DT (5).  
1982 — Bob Breunig, LB (3); Pat Donovan, T (4); Tony Dorsett, RB (3); Ed Jones, DE (2); Everson Walls, CB (2); Danny White, QB (1); Randy White, DT (6).

## ALL-PRO

- 1962—Don Perkins, RB (1), (AP, NEA); Jerry Tubbs, LB (1), (Sporting News).  
1963—Chuck Howley, LB (1), (Sporting News).  
1964—Frank Clarke, TE-WR (1), (AP); Bob Lilly, DT (1), (AP, UPI, NEA); Jim Ridlon, DB (1), (Sporting News).  
1965—Bob Lilly, DT (2), (AP, UPI, NEA, Sporting News); Mel Renfro, S (1), (NEA, Sporting News); Bob Hayes, WR (1), (Sporting News)

- 1966—Bob Hayes, WR (2), (AP, UPI, NEA, Sporting News); Bob Lilly, DT (3), (AP, UPI, NEA, Sporting News); Chuck Howley, LB (2), (AP, UPI, NEA); Cornell Green, CB (1), (AP, NEA, Sporting News); Dan Reeves, RB (1), (Sporting News); Ralph Neely, T (1), (Sporting News); Lee Roy Jordan, LB (1), (Sporting News).
- 1967—George Andrie, DE (1), (Sporting News); Cornell Green, CB (2), (NEA, UPI, AP, Sporting News); Bob Hayes, WR (3), (Sporting News); Chuck Howley LB (3), (AP, Sporting News); Bob Lilly, DT (4), (NEA, UPI, AP, Sporting News); Ralph Neely, T (2), (UPI, AP, Sporting News); Mel Renfro, S (2), (Sporting News).
- 1968—Cornell Green, CB (3), (NEA); Bob Hayes, WR (4), (AP); Chuck Howley, LB (4), (AP, NEA); Bob Lilly, DT (5), (AP, UPI, NEA); Ralph Neely, T (3), (AP, UPI, NEA).
- 1969—Cornell Green, CB (4), (UPI); Calvin Hill, RB (1), (AP, UPI); Chuck Howley, LB (5), (AP, UPI, NEA); Bob Lilly, DT (6), (AP, NEA); Ralph Neely, T (4), (AP, UPI, NEA); John Niland, G (1), (AP); Mel Renfro, S (3), (NEA).
- 1970—Chuck Howley, LB (6), (PFWA, AP).
- 1971—Bob Lilly, DT (7), (AP, PFWA, NEA); Mel Renfro, CB (4), (NEA); John Niland, G (2), (AP, PFWA); Rayfield Wright, T (1), (AP, PFWA).
- 1972—Rayfield Wright, T (2), (PFWA, AP, UPI, NEA); John Niland, G (3), (AP); Blaine Nye, G (1), (NEA).
- 1973—Mel Renfro, CB (5), (NEA, PFWA); Rayfield Wright, T (3), (AP, PFWA); Lee Roy Jordan, LB (2), (NEA, PFWA); Calvin Hill, RB (2), (PFWA).
- 1974—Drew Pearson, WR (1), (AP, PFWA).
- 1975—Cliff Harris, S (1), (NEA); Rayfield Wright, T (4), (NEA).
- 1976—Cliff Harris, S (2), (AP, NEA, PFWA); Drew Pearson, WR (2), (AP, PFWA).
- 1977—Cliff Harris, S (3); (AP, NEA, PFWA); Efen Herrera, K (1), (AP, NEA, PFWA); Harvey Martin, DE (1), (AP, NEA, PFWA); Drew Pearson, WR (3), (AP, NEA, PFWA); Charlie Waters, S (1), (PFWA).
- 1978—Cliff Harris, S (4), (AP, PFWA); Charlie Waters, S (2), (NEA, PFWA); Randy White, DT (1), (AP, NEA, PFWA).
- 1979—Randy White, DT (2), (AP, NEA, PFWA).
- 1980—Herbert Scott, G (1), (AP, NEA); Randy White, DT (3), (NEA, PFWA).
- 1981—Tony Dorsett, RB (1), (AP, NEA, PFWA); Ed Jones, DT (1), (NEA); Herbert Scott, G (2), (AP); Rafael Septien, K (1), (AP, PFWA); Randy White, DT (4), (AP, NEA, PFWA).
- 1982—Ed Jones, DE (2), (AP); Everson Walls, CB (1), (PFWA); Randy White, DT (5), (AP, PFWA, NEA).

## Cowboys All-Time College Roster

Abilene Christian 1; Alabama 2; Amherst 1; Arizona 3; Arizona State 2; Arkansas 2; Auburn 3; Austin College 1; Austin Peay 1; Baylor 6; Bishop 1; Boise State 1; Boston College 2; Boston U. 1; Brigham Young 1; California 1; California Poly 1; Cal-Riverside 1; Central Michigan 1; Central Okla. State 1; Chattanooga 1; City College of Los Angeles 1; Clemson 4; Colorado 3; Colorado State 1; Dayton 1; Duke 2; East Carolina 1; East Texas State 1; Eastern Illinois 1; Elizabeth City State 1; Florida 2; Florida A&M 1; Florida State 2; Fort Valley State 1.

Georgia Tech 4; Grambling 1; Hawaii 2; Heidelberg 1; Henderson J.C. 1; Houston 5; Howard 1; Humboldt State 1; Illinois 3; Indiana 1; Iowa 3; Iowa State 3; Jackson State 2; Johnson C. Smith 1; Kansas 1; Kansas State 1; Kentucky 1; Kentucky State 2; Kutztown State 1; Lamar Tech 1; Langston, Okla. 1; Livingston State 1; Long Beach State 3; Louisiana State 2; Marquette 2; Maryland 4; Michigan 2; Michigan State 8; Minnesota 1; Mississippi 2; Mississippi State 3; Mississippi Valley 1; Missouri 3; Montana State 1; Morgan State 1; Naval Academy 1; Nebraska 2; Nevada-Las Vegas 2; Nevada-Reno 1; New Hampshire 1; New Mexico 4; New Mexico State 1.

North Alabama 1; North Carolina A&T 2; North Carolina State 2; North Texas State 2; Northern Arizona 1; Northern Colorado 1; Northern Iowa 1; North-west Louisiana 1; Northwestern 3; Notre Dame 2; Ohio State 4; Oklahoma 7; Oklahoma State 1; Oregon 6; Oregon State 2; Ouachita Baptist 1; Pacific, Calif. 5; Pacific, Ore. 1; Pennsylvania 1; Penn State 2; Pittsburgh 2; Prairie View 1; Purdue 1; Redlands 1; Rice 1; Salem 1; San Jose State 2; Santa Clara 1; Seattle 1; South Carolina 2; South Carolina St. 2; Southern California 3; Southern Illinois 1; Southern Methodist 10; Southern Mississippi 2; Southern U. 2.

Southwestern Louisiana 2; Stanford 6; Syracuse 2; Temple 1; Tennessee 8; Tennessee State 2; Texas 3; Texas A&M 3; Texas Christian 2; Texas-El Paso 1; Texas Tech 2; Trinity, Tex. 1; Tulsa 5; UCLA 5; Utah 4; Utah State 3; Vanderbilt 2; Villanova 1; Virginia 2; Virginia Union 1; Wake Forest 1; Washington 5; Weber State 1; West Texas State 1; West Virginia 1; Western Illinois 1; Winston-Salem 1; Wisconsin 1; Wyoming 3; Yale 2.

# THE OPPONENTS



## Atlanta Falcons

(Dallas Leads Series, 7-1)

Year	Site	Winner-Score	Att.
1966	Atlanta	Dallas, 47-14	56,990
1967	Dallas	Dallas, 37-7	54,751
1969	Atlanta	Dallas, 24-17	54,833
1970	Dallas	Dallas, 13-0	53,611
1974	Atlanta	Dallas, 24-0	52,322
1976	Atlanta	Atlanta, 17-10	54,972
1978†	Dallas	Dallas, 27-20	60,338
1981†	Atlanta	Dallas, 30-27	60,022

†NFC Divisional Playoffs

## Baltimore Colts

(Dallas Leads Series, 5-3)

Year	Site	Winner-Score	Att.
1960	Dallas	Balt., 45-7	25,500
1967	Balt.	Balt., 23-17	60,238
1969	Dallas	Dallas, 27-10	63,191
1970†	Miami	Balt., 16-13	80,055
1972	Balt.	Dallas, 21-0	58,992
1976	Dallas	Dallas, 30-27	64,237
1978	Dallas	Dallas, 38-0	64,224
1981	Balt.	Dallas, 37-13	54,871

†Super Bowl Jan. 17, 1971

## Buffalo Bills

(Dallas Leads Series, 3-0)

Year	Site	Winner-Score	Att.
1971	Buffalo	Dallas, 49-37	46,206
1976	Dallas	Dallas, 17-10	51,779
1981	Dallas	Dallas, 27-14	62,583

## Chicago Bears

(Dallas Leads Series, 7-3)

Year	Site	Winner-Score	Att.
1960	Chicago	Chicago, 17-7	39,951
1962	Dallas	Chicago, 34-33	12,692
1964	Chicago	Dallas, 24-10	47,527
1968	Chicago	Dallas, 34-3	46,667
1971	Chicago	Chicago, 23-19	55,049
1973	Chicago	Dallas, 20-17	55,701
1976	Dallas	Dallas, 31-21	61,346
1977*	Dallas	Dallas, 37-7	62,920
1979	Dallas	Dallas, 24-20	64,056
1981	Dallas	Dallas, 10-9	63,499

\*NFC Divisional Playoffs

## Cincinnati Bengals

(Dallas Leads Series, 2-0)

Year	Site	Winner-Score	Att.
1973	Dallas	Dallas, 38-10	58,802
1979	Dallas	Dallas, 38-13	63,179

## Cleveland Browns

(Cleveland Leads Series, 15-8)

Year	Site	Winner-Score	Att.
1960	Dallas	Cleve., 48-7	28,500
1961	Cleve.	Cleve., 25-7	43,638
1961	Dallas	Cleve., 38-17	23,500
1962	Cleve.	Cleve., 19-10	44,040
1962	Dallas	Dallas, 45-21	24,226
1963	Dallas	Cleve., 41-24	28,710
1963	Cleve.	Cleve., 27-17	55,096
1964	Cleve.	Cleve., 27-6	72,062
1964	Dallas	Cleve., 20-16	37,456
1965	Cleve.	Cleve., 23-17	80,451
1965	Dallas	Cleve., 24-17	76,251
1966	Cleve.	Cleve., 30-21	84,721
1966	Dallas	Dallas, 26-14	80,259
1967	Cleve.	Dallas, 21-14	81,039
1967*	Dallas	Dallas, 52-14	70,786
1968	Dallas	Dallas, 28-7	68,733
1968*	Cleve.	Cleve., 31-20	81,497
1969	Cleve.	Cleve., 42-10	84,850
1969*	Dallas	Cleve., 38-14	69,321
1970	Cleve.	Dallas, 6-2	75,458
1974	Dallas	Dallas, 41-17	48,754
1979	Cleve.	Cleve., 26-7	80,123
1982	Dallas	Dallas, 31-14	46,267

\*Eastern Conference Championship Game

## Denver Broncos

(Dallas Leads Series, 3-1)

Year	Site	Winner-Score	Att.
1973	Denver	Dallas, 22-10	51,706
1977	Dallas	Dallas, 14-6	63,752
1978*	N. Orleans	Dallas, 27-10	76,400
1980	Denver	Denver, 41-20	74,919

\*Super Bowl XII, Jan. 15, 1978





## Kansas City Chiefs

(Series Tied, 1-1)

Year	Site	Winner-Score	Att.
1970	Kan. City	Dallas, 27-16	51,158
1975	Dallas	Kan. City, 34-31	63,539
1983	Nov. 20 at Dallas		

## Detroit Lions

(Dallas Leads Series, 6-2)

Year	Site	Winner-Score	Att.
1960	Detroit	Detroit, 23-14	43,272
1963	Dallas	Dallas, 17-14	27,264
1968	Dallas	Dallas, 59-13	61,382
1970*	Dallas	Dallas, 5-0	73,167
1972	Dallas	Dallas, 28-24	65,378
1975	Detroit	Dallas, 36-10	79,784
1977	Dallas	Dallas, 37-0	63,160
1981	Detroit	Detroit, 27-24	79,694

\*Divisional Playoff Game

## Green Bay Packers

(Green Bay Leads Series, 8-4)

Year	Site	Winner-Score	Att.
1960	Green Bay	Gr. Bay, 41-7	32,294
1964	Dallas	Gr. Bay, 45-21	44,975
1965	Milw.	Gr. Bay, 13-3	48,311
1966*	Dallas	Gr. Bay, 34-27	75,504
1967*	Green Bay	Gr. Bay, 21-17	50,861
1968	Dallas	Gr. Bay, 28-17	74,604
1970	Dallas	Dallas, 16-3	67,182
1972	Milw.	Gr. Bay, 16-14	47,103
1975	Dallas	Gr. Bay, 19-17	64,934
1978	Milw.	Dallas, 42-14	55,256
1980	Milw.	Dallas, 28-7	54,776
1982**	Dallas	Dallas, 37-26	63,972

\*NFL Championship Game

\*\*Super Bowl Tournament

## Houston Oilers

(Dallas Leads Series, 3-1)

Year	Site	Winner-Score	Att.
1970	Dallas	Dallas, 52-10	50,504
1974	Houston	Dallas, 10-0	49,775
1979	Dallas	Houston, 30-24	63,897
1982	Houston	Dallas, 37-7	51,808

### KANSAS CITY CHIEFS

'82 Results (3-6)

9	@ Buffalo	14
19	San Diego	12
17	@ N. Orleans	27
14	L.A. Rams	20
14	@ Pittsburgh	35
16	L.A. Raiders	21
37	@ Denver	16
13	San Francisco	26
37	New York Jets	13
176		184

'83 Schedule

Sept. 4	—Seattle
Sept. 12	—San Diego
Sept. 18	—@ Wash.
Sept. 25	—@ Miami
Oct. 2	—St. Louis
Oct. 9	—@ Raiders
Oct. 16	—N.Y. Gts.
Oct. 23	—@ Houston
Oct. 30	—@ Denver
Nov. 6	—L.A. Raiders
Nov. 13	—Cincinnati
Nov. 20	—@ DAL.
Nov. 27	—@ Seattle
Dec. 4	—Buffalo
Dec. 11	—@ S. D.
Dec. 18	—Denver

## L. A. Rams

(Dallas Leads Series, 9-8)

Year	Site	Winner-Score	Att.
1960	Dallas	L.A., 38-13	16,000
1962	L.A.	Dallas, 27-17	26,907
1967	Dallas	L.A., 35-13	75,229
1969	L.A.	L.A., 24-23	79,105
1971	Dallas	Dallas, 28-21	66,595
1973	L.A.	L.A., 37-31	81,428
1973†	Dallas	Dallas, 27-16	64,291
1975	Dallas	Dallas, 18-7	49,091
1975‡	L.A.	Dallas, 37-7	84,483
1976†	Dallas	L.A., 14-12	62,436
1978	L.A.	L.A., 27-14	65,749
1978‡	L.A.	Dallas, 28-0	67,470
1979	Dallas	Dallas, 30-6	64,462
1979†	Dallas	L.A., 21-19	64,792
1980	L.A.	L.A., 38-14	62,548
1980§	Dallas	Dallas, 34-13	64,533
1981	Dallas	Dallas, 29-17	64,649

§Wild Card Game

†Divisional Playoff Game

‡NFC Championship Game

# L. A. Raiders

(Series Tied, 1-1)

Year	Site	Winner-Score	Att.
1974	Oakland	Oakland, 27-23	45,850
1980	Oakland	Dallas, 19-13	53,194

1983 Oct. 23 at Dallas

## LOS ANGELES RAIDERS

### '82 Results (8-1)

23	@ San Fran.	17
38	@ Atlanta	14
28	San Diego	24
17	@ Cincinnati	31
28	Seattle	23
21	@ Kansas City	16
37	L.A. Rams	31
27	Denver	10
41	@ San Diego	34
260		200

### '83 Schedule

Sept. 4—@ Cinci.
Sept. 11—Houston
Sept. 19—Miami
Sept. 25—@ Denver
Oct. 2—@ Wash.
Oct. 9—Kansas City
Oct. 16—@ Seattle
Oct. 23—@ DAL.
Oct. 30—Seattle
Nov. 6—@ K. City
Nov. 13—Denver
Nov. 20—@ Buffalo
Nov. 27—N.Y. Gts.
Dec. 1—@ S. Diego
Dec. 11—St. Louis
Dec. 18—San Diego

# Miami Dolphins

(Series Tied, 2-2)

Year	Site	Winner-Score	Att.
1971*	N. Orleans	Dallas, 24-3	81,035
1973	Dallas	Miami, 14-7	64,100
1978	Miami	Miami, 23-16	69,414
1981	Dallas	Dallas, 28-27	64,221

\*Super Bowl VI, Jan. 16, 1972



# Minnesota Vikings

(Dallas Leads Series, 9-5)

Year	Site	Winner-Score	Att.
1961	Dallas	Dallas, 21-7	20,500
1961	Minn.	Dallas, 28-0	33,070
1966	Dallas	Dallas, 28-17	64,116
1968	Dallas	Dallas, 20-7	47,644
1970	Minn.	Minn., 54-13	47,900
1971*	Minn.	Dallas, 20-12	49,100
1973†	Dallas	Minn., 27-10	64,524
1974	Dallas	Minn., 23-21	57,847
1975*	Minn.	Dallas, 17-14	48,341
1977	Minn.	Dallas, 16-10(OT)	47,678
1977†	Dallas	Dallas, 23-6	61,968
1978	Dallas	Minn., 21-10	61,848
1979	Minn.	Dallas, 36-20	47,572
1982	Minn.	Minn., 31-27	60,007

1983 Oct. 2 at Minnesota

\*Divisional Playoff Game

†NFC Championship Game

## MINNESOTA VIKINGS

### '82 Results (5-4)

17	Tampa Bay	10
22	@ Buffalo	23
7	@ Green Bay	26
35	Chicago	7
14	@ Miami	22
13	Baltimore	10
34	@ Detroit	31
14	New York Jets	42
31	DALLAS	27
187		198

### '83 Schedule

Sept. 4—@ Cleve.
Sept. 8—San Fran.
Sept. 18—@ T. Bay
Sept. 25—Detroit
Oct. 2—DALLAS
Oct. 9—@ Chicago
Oct. 16—Houston
Oct. 23—@ G. Bay
Oct. 30—@ St. L.
Nov. 6—Tampa Bay
Nov. 13—Green Bay
Nov. 20—@ Pitts.
Nov. 27—@ N. O.
Dec. 5—@ Detroit
Dec. 11—Chicago
Dec. 17—Cincinnati

# New England Patriots

(Dallas Leads Series, 4-0)

Year	Site	Winner-Score	Att.
1971	Dallas	Dallas, 44-21	65,708
1975	N. Eng.	Dallas, 34-31	60,905
1978	Dallas	Dallas, 17-10	63,263
1981	N. Eng.	Dallas, 35-21	60,311

# New Orleans Saints

(Dallas Leads Series, 9-1)

Year	Site	Winner-Score	Att.
1967	Dallas	Dallas, 14-10	52,562
1967	N. O.	Dallas, 27-10	83,437
1968	N. O.	Dallas, 17-3	84,728
1969	N. O.	Dallas, 21-17	79,567
1969	Dallas	Dallas, 33-17	68,282
1971	N. O.	N. O., 24-14	83,088
1973	Dallas	Dallas, 40-3	53,972
1976	N. O.	Dallas, 24-6	61,413
1978	Dallas	Dallas, 27-7	57,920
1982	Dallas	Dallas, 21-7	64,506

1983 Sept. 25 at Dallas

## NEW ORLEANS SAINTS

'82 Results (4-5)		'83 Schedule	
7	St. Louis	21	Sept. 4—St. Louis
10	@ Chicago	0	Sept. 11—@ Rams
27	Kansas City	17	Sept. 18—Chicago
23	@ San. Fran.	20	Sept. 25—@ DAL.
10	Tampa Bay	13	Oct. 2—Miami
0	@ Atlanta	35	Oct. 9—@ Atlanta
7	@ Dallas	21	Oct. 16—San Fran.
10	Washington	27	Oct. 23—@ T. Bay
35	Atlanta	6	Oct. 30—@ Buffalo
129		160	Nov. 6—Atlanta
			Nov. 13—@ S. F.
			Nov. 21—N.Y. Jets
			Nov. 27—Minnesota
			Dec. 4—@ N. Eng.
			Dec. 11—@ Phila.
			Dec. 18—L.A. Rams

# New York Giants

(Dallas Leads Series, 28-11-2)

Year	Site	Winner-Score	Att.
1960	New York	Tie, 31-31	55,033
1961	Dallas	New York, 31-10	41,500
1961	New York	Dallas, 17-16	60,254
1962	Dallas	New York, 41-10	45,668
1962	New York	New York, 41-31	62,694
1963	New York	New York, 37-21	62,889
1963	Dallas	New York, 34-27	29,635
1964	Dallas	Tie, 13-13	33,225
1964	New York	Dallas, 31-21	63,031
1965	Dallas	Dallas, 31-2	59,366
1965	New York	Dallas, 38-20	62,871

Continued

New York Giants Cont.

1966	Dallas	Dallas, 52-7	60,010
1966	New York	Dallas, 17-7	62,735
1967	Dallas	Dallas, 38-24	66,209
1968	Dallas	New York, 27-21	72,163
1968	New York	Dallas, 28-10	62,617
1969	Dallas	Dallas, 25-3	58,964
1970	Dallas	Dallas, 28-10	57,236
1970	New York	New York, 23-20	62,938
1971	Dallas	Dallas, 20-13	68,378
1971	New York	Dallas, 42-14	62,815
1972	New York	Dallas, 23-14	62,725
1972	Dallas	New York, 23-3	64,602
1973	Dallas	Dallas, 45-28	64,898
1973	N. Haven	Dallas, 23-10	70,128
1974	Dallas	New York, 14-6	46,353
1974	N. Haven	Dallas, 21-7	61,191
1975	New York	Dallas, 13-7	56,511
1975	Dallas	Dallas, 14-3	53,329
1976	New York	Dallas, 24-14	76,042
1976	Dallas	Dallas, 9-3	58,870
1977	Dallas	Dallas, 41-21	64,215
1977	New York	Dallas, 24-10	74,532
1978	New York	Dallas, 34-24	73,265
1978	Dallas	Dallas, 24-3	64,869
1979	New York	Dallas, 16-14	76,490
1979	Dallas	Dallas, 28-7	63,787
1980	Dallas	Dallas, 24-3	59,126
1980	New York	New York, 38-35	68,343
1981	Dallas	Dallas, 18-10	63,449
1981	New York	N.Y., 13-10 (OT)	73,009

1983 Sept. 18 at Dallas

1983 Oct. 30 at New York

## NEW YORK GIANTS

'82 Results (4-5)		'83 Schedule	
14	Atlanta	16	Sept. 4—L.A. Rams
19	Green Bay	27	Sept. 11—@ Atlanta
17	Washington	27	Sept. 18—@ DAL.
13	@ Detroit	6	Sept. 26—Green Bay
17	Houston	14	Oct. 2—San Diego
23	Philadelphia	7	Oct. 9—Philadelphia
14	@ Washington	15	Oct. 16—@ K. City
21	@ St. Louis	24	Oct. 24—@ St. L.
26	@ Phila.	24	Oct. 30—DALLAS
164		160	Nov. 7—@ Detroit
			Nov. 13—Wash.
			Nov. 20—@ Phila.
			Nov. 27—@ Raiders
			Dec. 4—St. Louis
			Dec. 11—Seattle
			Dec. 17—@ Wash.



## New York Jets

(Dallas Leads Series, 3-0)

Year	Site	Winner-Score	Att.
1971	Dallas	Dallas, 52-10	66,689
1975	New York	Dallas, 31-21	37,279
1978	New York	Dallas, 30-7	52,532

## Philadelphia Eagles

(Dallas Leads Series, 29-16)

Year	Site	Winner-Score	Att.
1960	Dallas	Phil., 27-25	18,500
1961	Dallas	Phil., 43-7	25,000
1961	Phil.	Phil., 35-13	60,127
1962	Dallas	Dallas, 41-19	18,645
1962	Phil.	Phil., 28-14	58,070
1963	Phil.	Phil., 24-21	60,671
1963	Dallas	Dallas, 27-20	23,694
1964	Dallas	Phil., 17-14	55,972
1964	Phil.	Phil., 24-14	60,671
1965	Dallas	Phil., 35-24	56,249
1965	Phil.	Dallas, 21-19	54,714
1966	Dallas	Dallas, 56-7	69,372
1966	Phil.	Phil., 24-23	60,658

## Philadelphia Eagles Cont.

1967	Phil.	Phil., 21-14	60,740
1967	Dallas	Dallas, 38-17	55,834
1968	Phil.	Dallas, 45-13	60,858
1968	Dallas	Dallas, 34-14	72,083
1969	Phil.	Dallas, 38-7	60,658
1969	Dallas	Dallas, 49-14	71,509
1970	Phil.	Dallas, 17-7	59,728
1970	Dallas	Dallas, 21-17	55,736
1971	Phil.	Dallas, 42-7	65,358
1971	Dallas	Dallas, 20-7	60,178
1972	Dallas	Dallas, 28-6	55,850
1972	Phil.	Dallas, 28-7	65,720
1973	Phil.	Phil., 30-16	65,954
1973	Dallas	Dallas, 31-10	61,985
1974	Phil.	Phil., 13-10	64,088
1974	Dallas	Dallas, 31-24	43,586
1975	Phil.	Dallas, 20-17	64,889
1975	Dallas	Dallas, 27-17	57,893
1976	Dallas	Dallas, 27-7	54,052
1976	Phil.	Dallas, 26-7	55,072
1977	Phil.	Dallas, 16-10	65,507
1977	Dallas	Dallas, 24-14	60,289
1978	Dallas	Dallas, 14-7	60,525
1978	Phil.	Dallas, 31-13	64,667
1979	Dallas	Phil., 31-21	62,417
1979	Phil.	Dallas, 24-17	71,434
1980	Phil.	Phil., 17-10	70,696
1980	Dallas	Dallas, 35-27	62,548
1981†	Phil.	Phil., 20-7	70,696
1981	Phil.	Dallas, 17-14	72,111
1981	Dallas	Dallas, 21-10	64,955
1982	Dallas	Phil., 24-20	86,199

1983 Oct. 16 at Philadelphia

1983 Nov. 6 at Dallas

†NFC Championship Game

### PHILADELPHIA EAGLES

#### '82 Results (3-6)

34	Wash. (OT)	37
24	@ Cleveland	21
14	Cincinnati	18
9	@ Washington	13
20	St. Louis	23
7	@ N.Y. Giants	23
35	Houston	14
24	@ DALLAS	20
24	N.Y. Giants	26
191		195

#### '83 Schedule

Sept. 4—	@ S. Fran.
Sept. 11—	Wash.
Sept. 18—	@ Denver
Sept. 25—	St. Louis
Oct. 2—	@ Atlanta
Oct. 9—	@ N.Y. Gts.
Oct. 16—	DALLAS
Oct. 23—	Chicago
Oct. 30—	Baltimore
Nov. 6—	@ DAL.
Nov. 13—	@ Chicago
Nov. 20—	N.Y. Gts.
Nov. 27—	@ Wash.
Dec. 4—	L.A. Rams
Dec. 11—	N. Orleans
Dec. 18—	@ St. L.

# Pittsburgh Steelers

(Pittsburgh Leads Series, 12-10)

Year	Site	Winner-Score	Att.
1960	Dallas	Pitts., 35-28	30,000
1961	Dallas	Dallas, 27-24	23,500
1961	Pitts.	Pitts., 37-7	17,519
1962	Dallas	Pitts., 30-28	19,478
1962	Pitts.	Dallas, 42-27	23,106
1963	Pitts.	Pitts., 27-21	19,047
1963	Dallas	Pitts., 24-19	24,136
1964	Pitts.	Pitts., 23-17	35,594
1964	Dallas	Dallas, 17-14	35,271
1965	Pitts.	Pitts., 22-13	37,804
1965	Dallas	Dallas, 24-17	57,293
1966	Dallas	Dallas, 52-21	58,453
1966	Pitts.	Dallas, 20-7	42,185
1967	Pitts.	Dallas, 24-21	39,641
1968	Dallas	Dallas, 28-7	55,069
1969	Pitts.	Dallas, 10-7	24,990
1972	Dallas	Dallas, 17-13	65,682
1975*	Miami	Pitts., 21-17	80,187
1977	Pitts.	Pitts., 28-13	49,761
1978†	Miami	Pitts., 35-31	78,656
1979	Pitts.	Pitts., 14-3	50,199
1982	Dallas	Pitts., 36-28	63,431

\*Super Bowl X, Jan. 18, 1976

†Super Bowl XIII, Jan. 21, 1979

# St. Louis Cardinals

(Dallas Leads Series, 25-15-1)

Year	Site	Winner-Score	Att.
1960	St. Louis	St. Louis, 12-10	23,128
1961	Dallas	St. Louis, 31-17	20,500
1961	St. Louis	St. Louis, 31-13	15,384
1962	Dallas	St. Louis, 28-24	16,027
1962	St. Louis	St. Louis, 52-20	14,201
1963	Dallas	St. Louis, 34-7	36,432
1963	St. Louis	Dallas, 28-24	12,695
1964	Dallas	St. Louis, 16-6	36,605
1964	St. Louis	Dallas, 31-13	28,253
1965	St. Louis	St. Louis, 20-13	32,034
1965	Dallas	Dallas, 27-13	38,499

Continued

## St. Louis Cardinals Cont.

1966	St. Louis	Tie, 10-10	50,673
1966	Dallas	Dallas, 31-17	78,965
1967	Dallas	Dallas, 46-21	68,767
1968	Dallas	Dallas, 27-10	48,296
1969	Dallas	Dallas, 24-3	62,134
1970	St. Louis	St. Louis, 20-7	50,780
1970	Dallas	St. Louis, 38-0	69,323
1971	St. Louis	Dallas, 16-13	50,486
1971	Dallas	Dallas, 31-12	66,672
1972	Dallas	Dallas, 33-24	65,218
1972	St. Louis	Dallas, 27-6	49,787
1973	Dallas	Dallas, 45-10	64,729
1973	St. Louis	Dallas, 30-3	43,946
1974	St. Louis	St. Louis, 31-28	49,885
1974	Dallas	Dallas, 17-14	64,146
1975	Dallas	Dallas, 37-31	52,417
1975	St. Louis	St. Louis, 31-17	49,701
1976	St. Louis	St. Louis, 21-17	50,317
1976	Dallas	Dallas, 19-14	62,498
1977	St. Louis	Dallas, 30-24	50,129
1977	Dallas	St. Louis, 24-17	64,038
1978	Dallas	Dallas, 21-12	62,760
1978	St. Louis	Dallas, 24-21 (OT)	48,991
1979	St. Louis	Dallas, 22-21	50,855
1979	Dallas	Dallas, 22-13	64,300
1980	St. Louis	Dallas, 27-24	50,701
1980	Dallas	Dallas, 31-21	52,567
1981	Dallas	Dallas, 30-17	63,602
1981	St. Louis	St. Louis, 20-17	49,777
1982	St. Louis	Dallas, 24-7	50,705

1983 Sept. 11 at St. Louis

1983 Nov. 24 at Dallas

## ST. LOUIS CARDINALS

'82 Results (5-4)		'83 Schedule	
21 @ New Orleans	7	Sept. 4—@ N.O.	
7 DALLAS	24	Sept. 11—DALLAS	
20 San Francisco	31	Sept. 18—S. Fran.	
23 @ Atlanta	20	Sept. 25—@ Phila.	
23 @ Phila.	20	Oct. 2—@ K. City	
7 Washington	12	Oct. 9—Washington	
10 @ Chicago	7	Oct. 16—@ T. Bay	
24 N.Y. Giants	21	Oct. 24—N.Y. Giants	
0 @ Washington	28	Oct. 30—Minnesota	
135	170	Nov. 6—@ Wash.	
		Nov. 13—Seattle	
		Nov. 20—San Diego	
		Nov. 24—@ DAL.	
		Dec. 4—@ N.Y. G.	
		Dec. 11—@ Raiders	
		Dec. 18—Phila.	

# San Francisco 49ers

(Dallas Leads Series, 8-6-1)

Year	Site	Winner-Score	Att.
1960	Dallas	San Fran., 26-14	10,000
1963	San Fran.	San Fran., 21-24	29,563
1965	Dallas	Dallas, 39-31	33,677
1967	San Fran.	San Fran., 24-16	27,182
1969	Dallas	Tie, 24-24	62,348
1970*	San Fran.	Dallas, 17-10	59,625
1971†	Dallas	Dallas, 14-3	66,311
1972	Dallas	San Fran., 31-10	65,124
1972*	San Fran.	Dallas, 30-28	61,214
1974	Dallas	Dallas, 20-14	50,018
1977	San Fran.	Dallas, 42-35	55,848
1979	San Fran.	Dallas, 21-13	56,728
1980	Dallas	Dallas, 59-14	63,399
1981	San Fran.	San Fran., 45-14	57,574
1981†	San Fran.	San Fran., 28-27	60,525

1983 Dec. 19 at San Francisco

\*Divisional Playoff Game

†NFC Championship Game

## SAN FRANCISCO 49ERS

'82 Results (3-6)		'83 Schedule	
17	L.A. Raiders 23	Sept. 4—Phila.	
21	@ Denver 24	Sept. 8—@ Minn.	
31	@ St. Louis 20	Sept. 18—@ St. L.	
20	New Orleans 23	Sept. 25—Atlanta	
30	@ L.A. Rams 24	Oct. 2—@ N. Eng.	
37	San Diego 41	Oct. 9—L.A. Rams	
7	Atlanta 17	Oct. 16—@ N. O.	
26	@ Kansas City 13	Oct. 23—@ Rams	
20	L.A. Rams 21	Oct. 30—N.Y. Jets	
209		Nov. 6—Miami	
		Nov. 13—N. Orleans	
		Nov. 20—@ Atlanta	
		Nov. 27—@ Chicago	
		Dec. 4—Tampa Bay	
		Dec. 11—@ Buffalo	
		Dec. 19—DALLAS	
	206		

# San Diego Chargers

(Dallas Leads Series, 2-0)

Year	Site	Winner-Score	Att.
1972	San Diego	Dallas, 34-28	54,476
1980	Dallas	Dallas, 42-31	60,639

1983 Nov. 13 at San Diego



## SAN DIEGO CHARGERS

'82 Results (6-3)		'83 Schedule	
23	@ Denver 3	Sept. 4—N.Y. Jets	
12	@ Kansas City 19	Sept. 12—@ K. C.	
24	@ Raiders 28	Sept. 18—@ Seattle	
30	Denver 20	Sept. 25—Cleveland	
30	@ Cleveland 13	Oct. 2—@ N.Y. G.	
41	@ S. Francisco 37	Oct. 9—Seattle	
50	Cincinnati 34	Oct. 16—@ N. Eng.	
44	Baltimore 26	Oct. 23—@ Denver	
34	L.A. Raiders 41	Oct. 31—Wash.	
288		Nov. 6—@ Pitts.	
	221	Nov. 13—DALLAS	
		Nov. 20—@ St. L.	
		Nov. 27—Denver	
		Dec. 1—L.A. Raiders	
		Dec. 11—Kans. City	
		Dec. 18—@ Raiders	

# Seattle Seahawks

(Dallas Leads Series, 2-0)

Year	Site	Winner-Score	Att.
1976	Seattle	Dallas, 28-13	62,027
1980	Dallas	Dallas, 51-7	57,540

1983 Dec. 4 at Seattle

## SEATTLE SEAHAWKS

'82 Results (4-5)		'83 Schedule	
7	Cleveland 21	Sept. 4—@ K. City	
21	@ Houston 23	Sept. 11—@ N.Y. J.	
17	@ Denver 10	Sept. 18—San Diego	
16	Pittsburgh 0	Sept. 25—Wash.	
23	@ Raiders 28	Oct. 2—@ Cleve.	
20	Chicago 14	Oct. 9—@ S. Diego	
0	New England 16	Oct. 16—Raiders	
10	@ Cincinnati 24	Oct. 23—Pittsburgh	
13	Denver 11	Oct. 30—@ Raiders	
127		Nov. 6—Denver	
	147	Nov. 13—@ St. L.	
		Nov. 20—@ Denver	
		Nov. 27—Kan. City	
		Dec. 4—DALLAS	
		Dec. 11—@ N.Y. G.	
		Dec. 18—N. England	

# Tampa Bay Buccaneers

(Dallas Leads Series, 4-0)

Year	Site	Winner-Score	Att.
1977	Dallas	Dallas, 23-7	55,316
1980	Dallas	Dallas, 28-17	62,750
1981*	Dallas	Dallas, 38-0	64,848
1982	Dallas	Dallas, 14-9	49,578
1982**	Dallas	Dallas, 30-17	65,042

1983 Oct. 9 at Dallas

\*Divisional Playoff

\*\*Super Bowl Tournament

## TAMPA BAY BUCCANEERS

'82 Results (5-4)

10	@ Minnesota	17
13	Washington	21
9	@ DALLAS	14
23	Miami	17
13	@ N. Orleans	10
17	@ N.Y. Jets	32
24	Buffalo	23
23	Detroit	21
26	Chicago	23
158		178

'83 Schedule

Sept. 4—	Detroit
Sept. 11—	@ Chicago
Sept. 18—	Minnesota
Sept. 25—	Cinci.
Oct. 2—	@ G. Bay
Oct. 9—	@ DAL.
Oct. 16—	St. Louis
Oct. 23—	N. Orleans
Oct. 30—	@ Pitts.
Nov. 6—	@ Minn.
Nov. 13—	@ Cleve.
Nov. 20—	Chicago
Nov. 27—	Houston
Dec. 4—	@ S. Fran.
Dec. 12—	Green Bay
Dec. 18—	@ Detroit

# Washington Redskins

(Dallas Leads Series, 27-17-2)

Year	Site	Winner-Score	Att.
1960	Wash.	Wash., 26-14	21,142
1961	Dallas	Tie, 28-28	17,500
1961	Wash.	Wash., 34-24	21,451
1962	Dallas	Tie, 35-35	15,730
1962	Wash.	Dallas, 38-10	49,888
1963	Wash.	Wash., 21-17	40,101
1963	Dallas	Dallas, 35-20	18,838
1964	Dallas	Dallas, 24-18	25,158
1964	Wash.	Wash., 28-16	49,219
1965	Dallas	Dallas, 27-7	81,577
1965	Wash.	Wash., 34-31	50,205
1966	Wash.	Dallas, 31-30	50,927
1966	Dallas	Wash., 34-31	64,198

Continued

Washington Redskins Cont.

1967	Wash.	Dallas, 17-14	50,566
1967	Dallas	Wash., 27-20	75,538
1968	Dallas	Dallas, 29-20	66,076
1968	Wash.	Dallas, 44-24	50,818
1969	Wash.	Dallas, 41-28	50,474
1969	Dallas	Dallas, 20-10	56,924
1970	Wash.	Dallas, 45-21	50,415
1970	Dallas	Dallas, 34-0	57,936
1971	Dallas	Wash., 20-16	72,000
1971	Wash.	Dallas, 13-0	53,041
1972	Wash.	Wash., 24-20	53,039
1972	Dallas	Dallas, 34-24	65,136
1972*	Wash.	Wash., 26-3	53,129
1973	Wash.	Wash., 14-7	54,314
1973	Dallas	Dallas, 27-7	64,458
1974	Wash.	Wash., 28-21	54,395
1974	Dallas	Dallas, 24-23	63,243
1975	Wash.	Wash, 30-24 (OT)	55,004
1975	Dallas	Dallas, 31-10	61,091
1976	Wash.	Dallas, 20-7	55,004
1976	Dallas	Wash., 27-14	59,916
1977	Dallas	Dallas, 34-16	62,115
1977	Wash.	Dallas, 14-7	55,031
1978	Wash.	Wash., 9-5	55,031
1978	Dallas	Dallas, 37-10	64,905
1979	Wash.	Wash., 34-20	55,031
1979	Dallas	Dallas, 35-34	62,867
1980	Wash.	Dallas, 17-3	55,045
1980	Dallas	Dallas, 14-10	58,809
1981	Wash.	Dallas, 26-10	55,045
1981	Dallas	Dallas, 24-10	64,583
1982	Wash.	Dallas, 24-10	54,633
1982*	Wash.	Wash., 31-17	55,045

1983 Sept. 5 at Washington

1983 Dec. 11 at Dallas

\*NFC Championship Game

## WASHINGTON REDSKINS

'82 Results (8-1)

37	@ Phil. (OT)	34
21	@ Tampa Bay	13
27	@ N.Y. Giants	17
13	Philadelphia	9
10	DALLAS	24
12	@ St. Louis	7
15	N.Y. Giants	14
27	@ N. Orleans	10
28	St. Louis	0
190		128

'83 Schedule

Sept. 5—	DALLAS
Sept. 11—	@ Phila.
Sept. 18—	Kan. City
Sept. 25—	Seattle
Oct. 2—	L.A. Raiders
Oct. 9—	@ St. Louis
Oct. 17—	@ G. Bay
Oct. 23—	Detroit
Oct. 31—	@ S. Diego
Nov. 6—	St. Louis
Nov. 13—	@ N.Y. G.
Nov. 20—	@ Rams
Nov. 27—	Phila.
Dec. 4—	Atlanta
Dec. 11—	@ DAL.
Dec. 17—	N.Y. Gts.

# The 1982 Season At A Glance

Pittsburgh 36, Dallas 28

Cowboys 24, Cardinals 7

## At Dallas, September 13

PITTSBURGH	6	7	17	6-36
DALLAS	7	7	0	14-28

Steelers — Stallworth 8 pass from Bradshaw Kick Failed)

Cowboys — Pearson 4 pass from D. White (Septien Kick)

Steelers — Smith 7 pass from Bradshaw (Anderson Kick)

Cowboys — Cosbie 12 pass from D. White (Septien Kick)

Steelers — Pollard 1 run (Anderson Kick)

Steelers — Smith 15 pass from Bradshaw (Anderson Kick)

Steelers — FG Anderson 26

Steelers — FG Anderson 43

Cowboys — Hill 45 pass from D. White (Septien Kick)

Cowboys — DuPree 5 pass from D. White (Septien Kick)

Steelers — FG Anderson 40  
Attendance — 63,431

### Steelers Cowboys

First Downs	23	28
Total Net Yards	388	436
Net Yards Rushing	147	95
Net Yards Passing	241	341
Passes	17-28	26-38
Passes Intercepted by	2	0
Punts-Average	3-45.3	2-20.0
Fumbles-Loss	3-1	3-2
Penalties-Yards	8-44	3-14

### Rushing

Steelers — Harris, 24 for 103; Pollard, 8 for 33; 1 touchdown; Davis, 3 for 11.

Cowboys — Dorsett, 11 for 30; Newhouse, 1 for 27; Springs, 8 for 25; D. White, 2 for 13.

### Passing

Steelers — Bradshaw, 17 of 28 for 246 yards, 3 touchdowns.

Cowboys — D. White, 25 of 36 for 347 yards, 4 touchdowns, 2 interceptions; Dorsett, 0 of 1; Pearson, 1 of 1 for 26 yards.

### Receiving

Steelers — Stallworth, 7 for 137, 1 touchdown; Harris, 3 for 29; Smith, 2 for 22, 2 touchdowns; Cunningham, 2 for 10; Hawthorne 1 for 22; Sweeney, 1 for 17; Swann, 1 for 9.

Cowboys — T. Hill, 6 for 130, 1 touchdown; Cosbie, 5 for 102, 1 touchdown; Dorsett, 5 for 44; Pearson, 4 for 47, 1 touchdown; DuPree, 3 for 16, 1 touchdown; Springs, 2 for 22; Donley, 1 for 12.

## At St. Louis, September 19

DALLAS	0	7	7	10-24
ST. LOUIS	0	7	0	0-7

Cowboys — Cosbie 29 pass from D. White (Septien Kick)

Cardinals — Tilley 4 pass from Lomax (O'Donoghue Kick)

Cowboys — DuPree 6 run (Septien Kick)

Cowboys — Pearson 24 pass from D. White (Septien Kick)

Cowboys — FG Septien 25  
Attendance — 50,705

### Cowboys Cardinals

First Downs	19	19
Total Net Yards	379	311
Net Yards Rushing	133	62
Net Yards Passing	246	249
Passes	20-32	22-39
Passes Intercepted By	1	2
Punts-Average	5-43.4	6-48.0
Fumbles-Lost	2-0	2-0
Penalties-Yards	4-39	6-55

### Rushing

Cowboys — Dorsett, 22 for 98; Springs 4 for 15; Newhouse, 3 for 14; DuPree, 1 for 6, 1 touchdown.

Cardinals — Anderson, 17 for 30; Lomax 3 for 18; Morris, 2 for 11; R. Green, 1 for 3.

### Passing

Cowboys — D. White, 20 of 32 for 266 yards, 2 touchdowns, 2 interceptions

Cardinals — Lomax, 22 of 38 for 291 yards, 1 touchdown, 1 interception; R. Green 0 of 1.

### Receiving

Cowboys — T. Hill, 8 for 101; Pearson, 4 for 57, 1 touchdown; Dorsett, 3 for 17; Springs, 2 for 40; Cosbie, 1 for 29, 1 touchdown; Johnson, 1 for 20; DuPree, 1 for 2.

Cardinals — R. Green, 10 for 170; Tilley, 4 for 29, 1 touchdown; Anderson, 4 for 26; Marsh, 2 for 38; LaFleur, 1 for 15; Gray, 1 for 13.

Cowboys 14, Buccaneers 9

## At Dallas, November 21

TAMPA BAY	3	3	3	0-9
DALLAS	0	7	7	0-14

Buccaneers — FG Capece 26

Buccaneers — FG Capece 27

Cowboys — Pearson 9 pass from D. White (Septien Kick)

Buccaneers — FG Capece 26

Cowboys — Newhouse 3 run (Septien Kick)

Attendance — 49,578



	<b>Buccaneers</b>	<b>Cowboys</b>
First Downs	21	13
Total Net Yards	382	185
Net Yards Rushing	135	78
Net Yards Passing	247	107
Passes	23-42	11-16
Passes Intercepted By	1	0
Punts-Average	3-41.0	5-48.6
Fumbles-Lost	3-1	0-0
Penalties-Yards	6-41	6-30

### Rushing

Buccaneers — Wilder, 12; for 67  
Owens, 17 for 50; Carver, 1 for 11;  
Williams, 3 for 6.

Cowboys — Dorsett, 15 for 52; Springs,  
4 for 16; Newsome, 4 for 7; Newhouse,  
1 for 3, 1 touchdown; D. White, 2 for 0.

### Passing

Buccaneers — Williams, 23 of 42 for  
258 yards.

Cowboys — D. White, 11 of 16 for 58  
158 yards, 1 touchdown, 1 interception.

### Receiving

Buccaneers — Wilder, 5 for 22; Giles,  
4 for 93; House, 4 for 24; G. Jones,  
3 for 45; Carter, 3 for 42; T. Bell, 2 for  
23; Owens, 2 for 9.

Cowboys — Springs, 3 for 28; Dorsett,  
3 for 16; Johnson, 2 for 69; Pearson,  
2 for 24, 1 touchdown; T. Hill, 1 for 21.

## Cowboys 31, Browns 14

### At Dallas, November 25

CLEVELAND . . . . . 0 0 0 14-14

DALLAS . . . . . 0 17 14 0-31

Cowboys — DuPree 4 pass from D.  
White (Septien Kick)

Cowboys — Dorsett 1 run (Septien Kick)

Cowboys — FG Septien 40

Cowboys — Springs 2 pass from D.

White (Septien Kick)

Cowboys — Dorsett 5 run (Septien  
Kick)

Browns — Hall 18 pass from McDonald

(Bahr Kick)

Browns — Pruitt 2 run (Bahr Kick)

Attendance — 46,267

### Browns Cowboys

First Downs . . . . . 18 27

Total Net Yards . . . . . 280 496

Net Yards Rushing . . . . . 82 299

Net Yards Passing . . . . . 198 197

Passes . . . . . 20-38 13-24

Passes Intercepted By . . . . . 2 4

Punts-Average . . . . . 9-44.7 3-45.3

Fumbles-Lost . . . . . 1-1 6-2

Penalties-Yards . . . . . 6-51 5-50

### Rushing

Browns — Pruitt, 14 for 65, 1 touch-  
down; Whitet, 4 for 11; Spie, 2 for 6.

Cowboys — Dorsett, 20 for 116, 2  
touchdowns; Springs, 12 for 73; New-  
some, 5 for 47; Newhouse, 4 for 25;

Peoples, 7 for 22; D. White, 2 for 16;  
Hogeboom, 2 for 0.

### Passing

Browns — Spie, 11 of 23 for 85 yards,  
3 interceptions; McDonald, 9 of 15 for  
151 yards, 1 touchdown, 1 interception.

Cowboys — D. White, 13 of 22 for  
215 yards, 2 touchdowns, 1 intercep-  
tion; Hogeboom, 0 of 2, 1 interception.

### Receiving

Browns — White, 8 for 45; Feacher,  
4 for 47; Hall, 3 for 43, 1 touchdown;  
Newsome, 2 for 40; Walker, 1 for 46;  
Logan, 1 for 11; Pruitt, 1 for 4.

Cowboys — T. Hill, 4 for 76; Pearson,  
3 for 87; Dorsett, 2 for 26; Springs, 2  
for 10, 1 touchdown; Cosbie, 1 for 12;  
DuPree, 1 for 4, 1 touchdown.

## Cowboys 24, Redskins 10

### At Washington, December 5

DALLAS . . . . . 0 7 10 7-24

WASHINGTON . . . . . 0 0 0 10-10

Cowboys — Springs 8 pass from D.

White (Septien Kick)

Cowboys — FG Septien 31

Cowboys — Newsome 18 run (Septien  
Kick)

Redskins — FG Moseley 38

Redskins — Brown 17 pass from Thies-  
mann (Moseley Kick)

Attendance — 54,633

### Cowboys Redskins

First Downs . . . . . 22 15

Total Net Yards . . . . . 362 275

Net Yards Rushing . . . . . 160 66

Net Yards Passing . . . . . 202 209

Passes . . . . . 21-30 20-30

Passes Intercepted By . . . . . 3 2

Punts-Average . . . . . 4-41.0 5-32.4

Fumbles-Lost . . . . . 2-0 0-0

Penalties-Yards . . . . . 7-52 3-40

### Rushing

Cowboys — Dorsett, 26 for 57;  
Springs, 6 for 49, 1 touchdown; T. Hill,  
1 for 22; Newsome, 1 for 18, 1 touch-  
down; D. White, 4 for 14.

Redskins — Washington, 6 for 32;  
Riggins, 9 for 26; Theismann, 1 for 8;  
Wonsley, 1 for 0.

### Passing

Cowboys — D. White, 21 of 29 for 216  
yards, 1 touchdown, 1 interception;  
Pearson 0 of 1, 1 interception.

Redskins — Theismann, 19 of 29 for  
234 yards, 1 touchdown, 3 intercep-  
tions; Washington, 1 of 1 for 35 yards.

### Receiving

Cowboys — T. Hill, 6 for 77; Pearson,  
5 for 50; Springs, 4 for 30, 1 touch-  
down; Cosbie, 2 for 17; Dorsett, 2 for  
16; Johnson, 1 for 14; DuPree, 1 for 12.

Redskins — Monk, 7 for 100; Warren, 5 for 59; Washington, 3 for 26; Brown, 2 for 52, 1 touchdown; Seay, 1 for 24; Harmon, 1 for 7; Walker, 1 for 1.

## Cowboys 37, Oilers 7

### At Houston, December 13

DALLAS ..... 0 17 10 10 — 37  
HOUSTON ..... 7 0 0 0 — 7  
Oilers — Renfro 54 pass from Manning (Kempf Kick)  
Cowboys — Johnson 21 pass from D. White (Septien Kick)  
Cowboy — FG Septien 22  
Cowboys — Johnson 18 pass from D. White (Septien Kick)  
Cowboys — FG Septien 36  
Cowboys — Downs 86 Fumble return (Septien Kick)  
Cowboys — Newsome 46 pass from D. White (Septien Kick)  
Cowboys — FG Septien 53  
Attendance — 51-808

#### Cowboys Oilers

First Downs .....	20	10
Total Net Yards .....	416	204
Net Yards Rushing .....	121	44
Net Yards Passing .....	295	160
Passes .....	24-33	12-33
Passes Intercepted By .....	0	0
Punts-Average .....	3-45.7	9-40.8
Fumbles-Lost .....	3-2	3-3
Penalties-Yards .....	5-30	6-55

#### Rushing

Cowboys — Dorsett, 18 for 65; Newsome, 4 for 22; Springs, 4 for 15; Newhouse, 5 for 10; Johnson, 1 for 9; Hogeboom, 1 for 0.  
Oilers — Craft, 4 for 24; Campbell, 7 for 17; Edwards, 3 for 9; Casper, 1 for 1; Manning, 1 for 0; Allen, 1 for -7.

#### Passing

Cowboys — D. White, 21 of 27 for 279 yards, 3 touchdowns; Hogeboom, 3 of 6 for 45 yards.  
Oilers — Manning, 12 of 33 for 199 yards, 1 touchdown.

#### Receiving

Cowboys — Cosbie, 7 for 60; Johnson, 4 for 87, 2 touchdowns; Newsome, 3 for 92, 1 touchdown; Dorsett, 3 for 22; T. Hill, 2 for 18; Donley, 1 for 11; Springs, 1 for 10; Pearson, 1 for 9; Saldi, 1 for 8; DuPree, 1 for 7.  
Oilers — Craft, 4 for 42; Bailey, 3 for 33; Renfro, 2 for 62, 1 touchdown; Casper, 2 for 44; Campbell, 1 for 18.

## Cowboys 21, Saints 7

### At Dallas, December 19

NEW ORLEANS .. 0 0 0 7 — 7  
DALLAS ..... 0 21 0 0 — 21

Cowboys — Dorsett 2 run (Septien Kick)  
Cowboys — Cosbie 3 pass from D. White (Septien Kick)  
Cowboys — Dorsett 1 run (Septien Kick)  
Saints — G. Rogers 5 run (Fritsch Kick)  
Attendance — 64,506

#### Saints Cowboys

First Downs .....	18	16
Total Net Yards .....	301	316
Net Yards Rushing .....	238	121
Net Yards Passing .....	63	195
Passes .....	6-22	14-22
Passes Intercepted By .....	2	3
Punts-Average .....	4-45.2	5-45.6
Fumbles-Lost .....	3-1	4-3
Penalties-Yards .....	8-70	4-35

#### Rushing

Saints — G. Rogers, 33 for 166, 1 touchdown; Wilson, 10 for 51; J. Rogers, 2 for 28; Merckens, 1 for -7.  
Cowboys — Dorsett, 25 for 105, 2 touchdowns; Springs, 7 for 17; D. White, 1 for 1.

#### Passing

Saints — Merckens, 4 of 10 for 54 yards, 1 interception; Stabler, 2 of 10 for 32 yards, 2 interceptions; Holmes, 0 of 1; Erxleben, 0 of 1.  
Cowboys — D. White, 14 of 22 for 222 yards, 1 touchdown, 2 interceptions.

#### Receiving

Saints — Scott, 2 for 40; Mauti, 2 for 24; Groth, 1 for 20; J. Rogers, 1 for 2.  
Cowboys — Cosbie, 4 for 85, 1 touchdown; Pearson, 3 for 58; Dorsett, 3 for 16; Johnson, 2 for 38; Springs, 1 for 13; T. Hill, 1 for 12.

## Eagles 24, Cowboys 20

### At Dallas, December 26

PHILADELPHIA .. 7 7 0 10 — 24  
DALLAS ..... 7 10 0 3 — 20  
Eagles — Brown Recovered Fumble in Endzone (Franklin Kick)  
Cowboys — Cosbie 11 pass from D. White (Septien Kick)  
Cowboys — FG Septien 18  
Cowboys — FG Septien 33  
Eagles — Carmichael 10 pass from Jaworski (Franklin Kick)  
Eagles — FG Franklin 22  
Attendance — 46,199

#### Eagles Cowboys

First Downs .....	16	17
Total Net Yards .....	236	245
Net Yards Rushing .....	83	109
Net Yards Passing .....	153	136
Passes .....	14-23	17-31
Passes Intercepted By .....	2	2
Punts-Average .....	5-45.4	6-42.3
Fumbles-Lost .....	4-2	5-2
Penalties-Yards .....	3-20	3-19

## Rushing

Eagles — Montgomery, 23 for 88; Harris, 4 for -1, 1 touchdown; Jaworski, 3 for -4.

Cowboys — Dorsett, 24 for 69; D. White, 3 for 22; Springs, 6 for 20; Cosbie, 1 for -2.

## Passing

Eagles — Jaworski, 14 of 23 for 175 yards, 1 touchdown, 2 interceptions.

Cowboys — D. White, 17 of 31 for 185 yards, 2 touchdown, 2 interceptions.

## Receiving

Eagles — Smith, 3 for 51; Montgomery, 3 for 46; Spagnola, 3 for 37; Carmichael, 2 for 17, 1 touchdown; Harris, 2 for 17; Harrington, 1 for 7.

Cowboys — Cosbie, 7 for 77, 1 touchdown; T. Hill, 4 for 42; Dorsett, 2 for 17; Johnson, 1 for 33, 1 touchdown; Newsome, 1 for 10; Pearson, 1 for 8; Springs, 1 for -2.

## Passing

Cowboys — D. White, 14 of 32 for 192 yards, 1 interception.

Vikings — Kramer, 18 of 34 for 242 yards, 2 touchdowns, 2 interceptions.

## Receiving

Cowboys — Cosbie, 3 for 59; T. Hill, 3 for 49; Pearson, 3 for 42; Newsome, 2 for 16; Springs, 1 for 12; Johnson, 1 for 8; Dorsett, 1 for 5.

Vikings — Brown, 4 for 50, 1 touchdown; LeCount, 4 for 48; Young, 2 for 39, 1 touchdown; McCullum, 2 for 26; Galbreath, 2 for 8; Jordan, 1 for 29; Lewis, 1 for 20; Nelson, 1 for 12; Senger, 1 for 10.



# Vikings 31, Cowboys 27

## At Minnesota, January 3

DALLAS ..... 3 7 3 14 - 27  
MINNESOTA ..... 0 10 7 14 - 31

Cowboys — FG Septien 42

Cowboys — Thurman 60 Interception  
Return (Septien Kick)

Vikings — FG Danmeier

Vikings — Brown 1 run (Danmeier Kick)

Vikings — Brown 13 pass from Kramer  
(Danmeier Kick)

Cowboys — FG Septien 22

Vikings — Turner 33 Interception Return  
(Danmeier Kick)

Cowboys — Dorsett 99 run (Septien  
Kick)

Cowboys — Springs 2 run (Septien Kick)

Vikings — Young 14 pass from Kramer  
(Danmeier Kick)

Attendance — 60,007

## Cowboys Vikings

First Downs .....	18	23
Total Net Yards .....	364	381
Net Yards Rushing .....	197	159
Net Yards Passing .....	167	222
Passes .....	14-32	18-34
Passes Intercepted By .....	2	1
Punts-Average .....	4-43.3	5-41.2
Fumbles-Lost .....	4-1	1-1
Penalties-Yards .....	5-35	6-55

## Rushing

Cowboys — Dorsett, 16 for 153, 1 touchdown; D. White, 3 for 27; Springs, 8 for 13, 1 touchdown; Newsome, 1 for 4.

Vikings — Brown, 29 for 100, 1 touchdown; Kramer, 2 for 16; Coleman, 1 for 15; Galbreath, 3 for 15; Nelson, 2 for 8; Young, 1 for 5.

## 1982 Team Statistics

	DALLAS	OPP.
TOTAL FIRST DOWNS .....	180	163
Rushing .....	70	57
Passing .....	99	95
Penalty .....	11	11
Third Down-Made/Att. ....	44/111	42/125
Third Down Efficiency .....	39.6	33.6
TOTAL NET YARDS .....	3199	2753
Avg. Per Game .....	355.4	305.9
Total Plays .....	579	581
Avg. Per Play .....	5.5	4.7
NET YARDS RUSHING .....	1313	1011
Avg. Per Game .....	145.9	112.3
Total Rushes .....	296	260
Avg. Per Rush .....	4.4	3.9
NET YARDS PASSING .....	1886	1742
Avg. Per Game .....	209.6	193.6
Tackled/Yards Lost .....	25/264	32/260
Gross Yards .....	2160	2002
Attempts/Completions .....	258/160	289/152
Pct. of Completions .....	62.0	52.6
Had Intercepted .....	14	15
PUNTS/AVERAGE .....	37/41.7	49/42.7
Net Punting Average .....	37.4	35.3
PUNT RETURNS/AVG. ....	30/8.1	21/5.6
KICKOFF RETS./AVG. ....	32/20.3	41/22.8
INTCPTS./AVG. RET. ....	15/10.9	14/8.9
PENALTIES/YARDS .....	42/304	52/431
FUMBLES/BALL LOST .....	29/12	20/10
TOUCHDOWNS .....	28	17
Rushing .....	10	5
Passing .....	16	10
Returns .....	2	2
EXTRA POINTS/ATMPTS. ....	28/28	16/17
FIELD GOALS/ATTEMPTS .....	10/14	9/15
TOTAL POINTS .....	226	145
TIME OF POSSESSION .....	4:37:20	4:22:40

# Dallas Cowboys Final 1982 Statistics

## SCORE BY QUARTERS

	1	2	3	4	OT	Tot
COWBOYS	17	100	51	58	0	226
Opponents	23	34	27	61	0	145

## PUNTING

Player	No.	Yds.	Avg. TB	In 20	Lg.
White, D.	37	1542	41.7	2	6
Total	37	1542	41.7	2	6
Opp. Total	49	2093	42.7	6	9

## RUSHING

Player	Att.	Yds.	Avg.	Lg.	TD
Dorsett	177	745	4.2	99t	5
Springs	59	243	4.1	46t	2
Newsome	15	98	6.5	25	1
White, D.	17	91	5.4	21	0
Newhouse	14	79	5.6	27	1
Hill, T.	1	22	22.0	22	0
Peoples	7	22	3.1	7	0
Johnson	1	9	9.0	9	0
DuPree	1	6	6.0	6t	1
Hogeboom	3	0	0.0	0	0
Cosbie	1	-2	-2.0	-2	0
Total	296	1313	4.4	99t	10
Opp. Total	260	1011	3.9	32	5

## RECEIVING

Player	No.	Yds.	Avg.	Lg.	TD
Hill, T.	35	526	15.0	47	1
Cosbie	30	441	14.7	45	4
Pearson	26	382	14.7	48	3
Dorsett	24	179	7.5	17	0
Springs	17	163	9.6	34	2
Johnson	12	269	22.4	49	3
DuPree	7	41	5.9	12	2
Newsome	6	118	19.7	46t	1
Donley	2	23	11.5	12	0
Saldi	1	8	8.0	8	0
Total	160	2150	13.4	49	16
Opp. Total	152	2002	13.2	54t	10

## INTERCEPTIONS

Player	No.	Yds.	Avg.	Lg.	TD
Walls	7	61	8.7	37	0
Thurman	3	75	25.0	60t	1
Downs	1	22	22.0	22	0
Dickerson	1	4	4.0	4	0
Breunig	1	1	1.0	1	0
Clinkscale	1	0	0.0	0	0
Jones, E.	1	0	0.0	0	0
Total	15	163	10.9	60t	1
Opp. Total	14	125	8.9	33t	1

## FIELD GOALS

11-19 20-29 30-39 40-49 50+

COWBOYS	1-1	3-3	3-4	2-4	1-2
Opponents	0-0	6-8	1-2	2-5	0-0

Septien: (52M); (44M, 25); (-); (32M, 40); (31); (22, 36, 53); (-); (18, 33); (47M, 42, 22)

## KICKOFF RETURNS

Player	No.	Yds.	Avg.	Lg.	TD
Jones, J.	2	46	23.0	27	0
Fellows	16	359	22.4	35	0
Donley	8	151	18.9	33	0
Newsome	4	74	18.5	26	0
Thurman	1	17	17.0	17	0
Cosbie	1	4	4.0	4	0
Total	32	651	20.3	35	0
Opp. Total	41	936	22.8	40	0

## PUNT RETURNS

Player	No.	FC	Yds.	Avg.	Lg.	TD
Donley	1	0	14	14.0	14	0
Hill, R.	4	0	39	9.8	26	0
Fellows	25	0	189	7.6	17	0
Total	30	0	242	8.1	26	0
Opp. Total	21	3	118	5.6	14	0

## SCORING

Player	TDR	TDP	TDRt	FG	PAT	TP
Septien	0	0	0	10/14	28/28	58
Dorsett	5	0	0	0	0	30
Cosbie	0	4	0	0	0	24
Springs	2	2	0	0	0	24
DuPree	1	2	0	0	0	18
Johnson	0	3	0	0	0	18
Pearson	0	3	0	0	0	18
Newsome	1	1	0	0	0	12
Downs	0	0	1*	0	0	6
Hill, T.	0	1	0	0	0	6
Newhouse	1	0	0	0	0	6
Thurman	0	0	1†	0	0	6
Total	10	16	2	10/14	28/28	226
Opp. Total	5	10	2#	9/15	16/17	145

\*86 yard fumble return @ Houston (12/13)  
 †60 yard interception return @ Minnesota (1/3)  
 #Fumble recovered in endzone by Phil. (12/26); 33 yard int. return by J. Turner @ Minnesota (1/3)

## PASSING

Player	Att.	Comp.	Yds.	Pct.	Avg.	TD	Pct. TD	Int.	Pct. Int.	Lg.	Tkld/Lst	Rating
White, D.	247	156	2079	63.2	8.42	16	6.5	12	4.9	49	25/264	91.08
Hogeboom	8	3	45	37.5	5.63	0	0.0	1	12.5	26	0/0	-
Pearson	2	1	26	50.0	13.00	0	0.0	1	50.0	26	0/0	-
Dorsett	1	0	0	0.0	0.00	0	0.0	0	0.0	0	0/0	-
Total	258	160	2150	62.0	8.33	16	6.2	14	5.4	49	25/264	86.63
Opp. Total	289	152	2002	52.6	6.93	10	3.5	15	5.2	54t	32/260	64.80

# Super Bowl Tournament

**Cowboys 30,  
Buccaneers 17**

At Dallas, January 9

TAMPA BAY ..... 0 10 7 0-17  
 DALLAS ..... 6 7 3 14-30  
 Cowboys - FG Septien 33  
 Cowboys - FG Septien 33  
 Buccaneers - Green 60 fumble return  
 (Capece Kick)  
 Buccaneers - FG Capece 32  
 Cowboys - Springs 6 pass from D.  
 White (Septien Kick)  
 Cowboys - FG Septien 19  
 Buccaneers - Jones 49 pass from Wil-  
 liams (Capece Kick)  
 Cowboys - Hunter 19 interception re-  
 turn (Septien Kick)  
 Cowboys - Newsome 10 pass from D.  
 White (Septien Kick)  
 Attendance - 65,042

	Buccaneers	Cowboys
First Downs	29	29
Total Net Yards	218	456
Net Yards Rushing	105	179
Net Yards Passing	113	277
Passes	8-28	27-45
Passes Intercepted By	2	3
Punts-Average	6-43.5	3-40.6
Fumbles-Lost	0-0	1-1
Penalties-Yards	4-41	6-45

## Rushing

Buccaneers - Wilder, 14 for 93; Car-  
 ver, 7 for 12.

Cowboys - Dorsett, 26 for 110; Don-  
 ley, 1 for 25; Springs, 7 for 24; New-  
 house, 5 for 15; Pearson, 1 for 4;  
 DuPree, 1 for 1; D. White, 1 for 0.

## Passing

Buccaneers - Williams, 8 of 28 for  
 113 yards, 1 touchdown, 3 interceptions.

Cowboys - D. White, 27 of 45 for 312  
 yards, 2 touchdowns, 2 interceptions.

## Receiving

Buccaneers - House, 4 for 52; Wilder,  
 2 for 5; Jones, 1 for 49, 1 touchdown;  
 Giles, 1 for 7.

Cowboys - Pearson, 7 for 95; John-  
 son, 4 for 76; T. Hill, 4 for 45; Cosbie,  
 3 for 32; Springs, 3 for 16, 1 touch-  
 down; Dorsett, 2 for 14; Newsome, 2  
 for 14, 1 touchdown; Newhouse, 1 for  
 11; DuPree, 1 for 9.

**Cowboys 37,  
Packers 26**

At Dallas, January 16

GREEN BAY .... 0 7 6 13-26  
 DALLAS ..... 6 14 3 14-37  
 Cowboys - FG Septien 50  
 Cowboys - FG Septien 34  
 Packers - Lofton 6 pass from Dickey  
 (Stenerud Kick)  
 Cowboys - Newsome 2 run (Septien  
 Kick)  
 Cowboys - Thurman 39 interception  
 return (Septien Kick)  
 Packers - FG Stenerud 30  
 Packers - FG Stenerud 33  
 Cowboys - FG Septien 24  
 Packers - Lofton 71 run (Kick blocked)  
 Cowboys - Cosbie 7 pass from D.  
 White (Septien Kick)  
 Packers - Lee 22 interception return  
 (Stenerud Kick)  
 Cowboys - Newhouse 1 run (Septien  
 Kick)  
 Attendance - 63,972

	Packers	Cowboys
First Downs	21	24
Total Net Yards	466	375
Net Yards Rushing	158	109
Net Yards Passing	308	266
Passes	19-36	24-37
Passes Intercepted By	1	3
Punts-Average	4-42.0	4-34.7
Fumbles-Lost	4-2	1-1
Penalties-Yards	3-35	5-30

## Rushing

Packers - Lofton, 1 for 71, 1 touch-  
 down; Rodgers, 4 for 42; Ivery, 7 for  
 24; Ellis, 4 for 21; Dickey, 1 for 0.

Cowboys - Dorsett, 27 for 99; New-  
 house, 7 for 15, 1 touchdown; New-  
 some, 1 for 2, 1 touchdown; D. White,  
 4 for -7.

## Passing

Packers - Dickey, 19 of 36 for 332  
 yards, 1 touchdown, 3 interceptions; G.  
 Lewis, 0 of 0; Whitehurst, 0 of 0.

Cowboys - D. White, 23 of 36 for 225  
 yards, 1 touchdown, 1 interception;  
 Pearson, 1 of 1 for 49 yards.

## Receiving

Packers - Lofton, 5 for 109, 1 touch-  
 down; Coffman, 5 for 72; Ellis, 5 for  
 70; Jefferson, 2 for 40; Ivery, 1 for 25;  
 Epps, 1 for 16.

Cowboys - T. Hill, 7 for 142; New-  
 some, 7 for 70; Cosbie, 4 for 36, 1  
 touchdown; Dorsett, 3 for 9; DuPree, 2  
 for 14; Pearson, 1 for 3.

# NFC Championship Game

## Redskins 31, Cowboys 17

At Washington, January 22

DALLAS	.....	3	0	14	0-17
WASHINGTON	...	7	7	7	10-31
Redskins	— Brown	19	pass from Theismann (Moseley kick)		
Redskins	— Riggins	1	run (Moseley kick)		
Cowboys	— Pearson	6	pass from Hogeboom (Septien kick)		
Redskins	— Riggins	4	run (Moseley kick)		
Cowboys	— Johnson	23	pass from Hogeboom (Septien kick)		
Redskins	— FG Moseley	29			
Redskins	— Grant	10	interception return (Moseley kick)		

Attendance — 55,045

	Cowboys	Redskins
First Downs	..... 21	18
Total Net Yards	..... 340	260
Net Yards Rushing	..... 65	137
Net Yards Passing	..... 275	123
Passes	..... 23-44	12-20
Passes Intercepted By	..... 0	2
Punts-Average	..... 3-31.0	5-40.2
Fumbles-Lost	..... 2-1	1-0
Penalties-Yards	..... 3-15	3-25

### Rushing

Cowboys—Dorsett, 15 for 57; Springs, 4 for 15; Pearson, 1 for -1; T. Hill, 1 for -6.

Redskins — Riggins, 36 for 140, 2 touchdowns; Washington, 2 for 2; Garrett, 1 for -2; Theismann, 1 for -3.

### Passing


Cowboys — D. White, 9 of 15 for 113 yards; Hogeboom, 14 of 29 for 162 yards, 2 touchdowns, 2 interceptions.

Redskins — Theismann, 12 of 20 for 150 yards, 1 touchdown.

### Receiving

Cowboys — Johnson, 5 for 73, 1 touchdown; T. Hill, 5 for 59; Pearson, 5 for 55, 1 touchdown; Newsome, 3 for 24; Dorsett, 2 for 29; Cosbie, 2 for 26; DuPree, 1 for 9.

Redskins — Garrett, 4 for 46; Brown, 3 for 54, 1 touchdown; Warren, 2 for 24; Washington, 1 for 13; Walker, 1 for 9; Harmon, 1 for 4.





**THE RECORDS**

**ROGER STAUBACH**

# Cowboys All-Time Leaders

## RUSHING

Player	Att.	Yds.	Avg.	Long	TD
1. Dorsett, Tony (1977-82)	1,545	7,015	4.5	99	45
2. Perkins, Don (1961-68)	1,500	6,217	4.1	59	42
3. Hill, Calvin (1969-74)	1,166	5,009	4.3	55	39
4. Newhouse, Robert (1972-82)	1,151	4,750	4.0	54	31
5. Garrison, Walt (1966-74)	899	3,886	4.3	41	30
6. Staubach, Roger (1969-79)	410	2,264	5.5	33	20
7. Marsh, Amos (1961-64)	427	2,065	4.8	71	14
8. Reeves, Dan (1965-72)	535	1,990	3.7	67	25
9. Thomas, Duane (1970-71)	326	1,596	4.9	56	16

## PASSING

Player	Att.	Comp.	Pct.	Yds.	TD	Int.	Rating
1. Staubach, R. (1969-79)	2,958	1,685	57.0	22,700	153	109	83.5
2. White, Danny (1976-82)	1,177	695	59.0	9,191	69	58	83.1
3. Morton, C. (1965-74)	1,308	685	52.4	10,279	80	73	75.5
4. Meredith, D. (1960-68)	2,308	1,170	50.7	17,199	135	111	74.7
5. LeBaron, E. (1960-63)	692	359	51.9	5,331	45	52	67.8

## RECEIVING

Player	No.	Yds.	Avg.	Long	TD
1. Pearson, Drew (1973-82)	442	7,277	16.5	67	43
2. Hayes, Bob (1965-74)	365	7,295	20.0	95	71
3. Clarke, Frank (1960-67)	281	5,214	18.6	80	50
4. DuPree, Billy Joe (1973-82)	255	3,423	13.4	42	40
5. Hill, Tony (1977-82)	249	4,440	17.8	75	29
6. Dorsett, Tony (1977-82)	201	1,793	8.9	91	6
7. Pearson, Preston (1975-80)	189	2,274	12.0	49	11
8. Rentzel, Lance (1967-70)	183	3,521	19.2	86	31
9. Garrison, Walt (1966-74)	182	1,794	9.9	53	9
10. Howton, Billy (1960-63)	161	2,368	14.7	69	17

## PUNTING

Player	No.	Avg.	Long	Blk.
1. Baker, Sam (1962-63)	128	45.1	72	0
2. Sherer, Dave (1960)	57	42.5	67	1
3. Widby, Ron (1968-71)	247	41.8	84	2
4. White, Danny (1976-82)	491	40.4	73	3
5. Villanueva, Danny (1965-67)	192	40.3	58	1
5. Lothridge, Billy (1964)	62	40.3	75	1
7. Carrell, Duane (1974)	40	39.8	59	0
8. Hoopes, Mitch (1975)	68	39.4	55	1
9. Bateman, Marv (1972-74)	139	39.3	62	2
10. Green, Allen (1961)	61	36.7	53	1



## INTERCEPTIONS

Player	No.	Yds.	Avg.	Long	TD
1. Renfro, Mel (1964-77)	52	626	12.0	90	3
2. Waters, Charlie (1970-78, 1980-81)	41	584	14.2	56	2
3. Green, Cornell (1962-74)	34	552	16.2	59	2
4. Jordan, Lee Roy (1963-76)	32	472	14.8	49	3
5. Harris, Cliff (1970-79)	29	281	9.7	60	1
6. Howley, Chuck (1961-73)	24	395	16.5	58	2
7. Bishop, Don (1960-65)	22	364	16.5	57	0
8. Gaechter, Mike (1962-69)	21	420	20.0	100	1
9. Thurman, Dennis (1978-82)	20	411	20.6	96	2
10. Walls, Everson (1981-82)	18	194	10.8	37	0

## PUNT RETURNS (Min. 40 Returns)

Player	No.	Yds.	Avg.	Long	TD
1. Hayes, Bob (1965-74)	104	1,158	11.1	90	3
2. Johnson, Butch (1976-82)	146	1,313	9.0	55	0
3. Jones, James (1980-82)	87	736	8.5	52	0
4. Richards, Golden (1973-78)	62	501	8.1	46	1
5. Renfro, Mel (1964-77)	109	842	7.7	69	1

## KICKOFF RETURNS (Min. 40 Returns)

Player	No.	Yds.	Avg.	Long	TD
1. Renfro, Mel (1964-77)	85	2,246	26.4	100	2
2. Harris, Cliff (1970-79)	63	1,622	25.7	77	0
3. Marsh, Amos (1961-64)	65	1,561	24.0	101	1
4. Johnson, Butch (1976-81)	79	1,832	23.2	74	0
5. Jones, James (1980-82)	61	1,283	21.0	41	0

## SCORING

Player	TD	PAT	FG	Total
1. Septien, Rafael (1978-82)	—	213	83	462
2. Hayes, Bob (1965-74)	76	—	—	456
3. Clark, Mike (1968-71, 1973)	—	180	69	387
4. Fritsch, Toni (1971-73, 1975)	—	119	66	317
5. Dorsett, Tony (1977-82)	52	—	—	312
6. Clark, Frank (1960-67)	51	—	—	306
7. Perkins, Don (1961-68)	45	—	—	270
7. Hill, Calvin (1969-74)	45	—	—	270
7. Pearson, Drew (1973-82)	45	—	—	270
10. Villanueva, Danny (1965-67)	—	134	42	260

## FIELD GOALS

Player	Att.	Made	Pct.	Long
1. Septien, Rafael (1978-82)	121	83	.686	53
2. Clark, Mike (1968-71, 1973)	119	69	.580	50
3. Fritsch, Toni (1971-73, 75)	107	66	.617	54
4. Herrera, Efren (1974, 1976-77)	65	44	.677	52
5. Villanueva, Danny (1965-67)	81	42	.519	41
6. Baker, Sam (1962-63)	47	23	.489	53
7. Van Raaphorst, Dick (1964)	29	14	.483	43
8. Cone, Fred (1960)	13	6	.462	45
9. Bielski, Dick (1961)	9	6	.667	42
10. Percival, Mac (1974)	8	2	.250	33

# Cowboys Leaders By Years

Year	Player	RUSHING					Long	TD	NFL/ NFC
		Att.	Yds.	Avg.	Rank				
1960	Dupre, L. G.	104	362	3.5	18	3	20		
1961	*Perkins, Don	200	815	4.1	47	4	6		
1962	Perkins, Don	222	945	4.3	35	7	5		
1963	Perkins, Don	149	614	4.1	19	7	10		
1964	Perkins, Don	174	768	4.4	59	6	5		
1965	Perkins, Don	177	690	3.9	43	0	7		
1966	Reeves, Dan	175	757	4.3	67	8	6		
1967	Perkins, Don	201	823	4.1	30	6	6		
1968	Perkins, Don	191	836	4.4	28	4	6		
1969	*Hill, Calvin	204	942	4.6	55	8	2		
1970	*Thomas, Duane	151	803	5.3	47	5	8/5		
1971	Thomas, Duane	175	793	4.5	56	11	11/7		
1972	Hill, Calvin	245	1,036	4.2	26	6	7/3		
1973	Hill, Calvin	273	1,142	4.2	21	6	3/2		
1974	Hill, Calvin	185	844	4.6	27	7	8/3		
1975	Newhouse, Robert	209	930	4.4	29	2	9/4		
1976	Dennison, Doug	153	542	3.5	14	6	35/18		
1977	*Dorsett, Tony	208	1,007	4.8	84	12	9/4		
1978	Dorsett, Tony	290	1,325	4.6	63	7	3/2		
1979	Dorsett, Tony	250	1,107	4.4	41	6	11/8		
1980	Dorsett, Tony	278	1,185	4.3	56	11	6/6		
1981	Dorsett, Tony	342	1,646	4.8	75	4	2/2		
1982	Dorsett, Tony	177	745	4.2	99	5	2/1		

Year	Player	PASSING					Int.	Rating	NFL/ NFC
		Att.	Comp.	Pct.	Yds.	TD			Rank
1960	LeBaron, E.	225	111	49.3	1,736	12	25	53.4	8
1961	LeBaron, E.	236	120	50.8	1,741	14	16	66.5	9
1962	LeBaron, E.	166	95	57.2	1,436	16	9	95.3	3
1963	Meredith, D.	310	167	53.9	2,381	17	18	73.2	10
1964	Meredith, D.	323	158	48.9	2,143	9	16	67.3	15
1965	Meredith, D.	305	141	46.2	2,415	22	13	79.7	8
1966	Meredith, D.	344	177	51.5	2,805	24	12	87.7	4
1967	Meredith, D.	255	128	50.2	1,834	16	16	68.6	8
1968	Meredith, D.	309	171	55.3	2,500	21	12	88.3	2
1969	Morton, C.	302	162	53.6	2,619	21	15	85.4	5
1970	Morton, C.	207	102	49.3	1,819	15	7	89.7	5/4
1971	Staubach, R.	211	126	59.7	1,882	15	4	104.8	1/1
1972	Morton, C.	339	185	54.6	2,396	15	21	65.9	15/7
1973	Staubach, R.	286	179	62.6	2,428	23	15	94.6	1/1
1974	Staubach, R.	360	190	52.8	2,552	11	15	68.5	14/7
1975	Staubach, R.	348	198	56.9	2,666	17	16	78.6	8/2
1976	Staubach, R.	369	208	56.4	2,715	14	11	79.9	8/5
1977	Staubach, R.	361	210	58.2	2,620	18	9	87.1	2/1
1978	Staubach, R.	413	231	55.9	3,190	25	16	84.9	1/1
1979	Staubach, R.	461	267	57.9	3,586	27	11	92.4	1/1
1980	White, D.	436	260	59.6	3,287	28	25	80.8	9/7
1981	White, D.	391	223	57.0	3,098	22	13	87.5	5/2
1982	White, D.	247	156	63.2	2,079	16	12	91.1	4/2

Year	Player	RECEIVING				Long	TD	NFL/ NFC
		No.	Yds.	Avg.	Rank			
1960	Doran, Jim	31	554	17.9	15	3	21	
1961	Howton, Billy	56	785	14.0	53	4	6	
1962	Howton, Billy	49	706	14.4	69	6	15	
1963	Clarke, Frank	43	833	19.4	75	10	3	
1964	Clarke, Frank	65	973	15.0	49	5	3	
1965	*Hayes, Bob	46	1,003	21.8	82	12	13	
1966	Hayes, Bob	64	1,232	19.3	95	13	4	

\*Rookie

## Leaders By Years (Cont.)

Year	Player	RECEIVING (Cont.)					NFL/ NFC
		No.	Yds.	Avg.	Long	TD	Rank
1967	Rentzel, Lance	58	996	17.2	74	8	6
1968	Rentzel, Lance	54	1,009	18.7	65	6	3
1969	Rentzel, Lance	43	960	22.3	75	12	20
1970	Hayes, Bob	34	889	26.1	89	10	45/26
1971	Garrison, Walt	40	396	9.9	36	1	23/10
1972	Hill, Calvin	43	364	8.5	33	3	18/9
1973	Hill, Calvin	32	290	9.1	29	0	36/21
1974	Pearson, Drew	62	1,087	17.9	50	2	3/2
1975	Pearson, Drew	46	822	17.9	46	8	16/9
1976	Pearson, Drew	58	806	13.9	40	6	4/1
1977	Pearson, Drew	48	870	18.1	67	2	9/3
1978	Pearson, Preston	47	256	11.2	34	0	26/15
1979	Hill, Tony	60	1,062	17.7	75t	10	12/6
1980	Hill, Tony	60	1,055	17.6	58t	8	16/9
1981	Hill, Tony	46	953	20.7	63	4	47/26
	Springs, Ron	46	359	7.8	32	2	
1982	Hill, Tony	35	526	15.0	47	1	22/8

Year	Player	PUNTING				NFL/ NFC
		No.	Avg.	Long	Had Blocked	Rank
1960	Sherer, Dave	57	42.5	67	1	7
1961	*Green, Allen	61	36.7	53	1	14
1962	Baker, Sam	57	45.4	72	0	3
1963	Baker, Sam	71	44.2	64	0	7
1964	*Lothridge, Billy	62	40.3	75	1	15
1965	Villanueva, Danny	60	41.8	58	0	10
1966	Villanueva, Danny	65	39.2	58	1	13
1967	Villanueva, Danny	67	40.4	57	0	9
1968	Widby, Ron	59	40.9	84	0	5
1969	Widby, Ron	63	43.3	62	0	2
1970	Widby, Ron	69	41.3	59	1	10/2
1971	Widby, Ron	56	41.6	59	1	8/3
1972	*Bateman, Marv	51	38.2	61	0	24/13
1973	Bateman, Marv	55	41.6	62	2	11/7
1974	*Carrell, Duane	40	39.8	59	0	11/5
1975	*Hoopes, Mitch	68	39.4	55	1	16/9
1976	*White, Danny	70	38.4	54	2	20/9
1977	White, Danny	80	39.6	57	1	12/8
1978	White, Danny	76	40.5	56	1	8/5
1980	White, Danny	71	40.9	58	0	10/5
1981	White, Danny	81	40.8	60	0	14/8
1982	White, Danny	37	41.7	56	0	8/5

Year	Player	SCORING				NFL/ NFC
		TD	PAT	FG	Tot.	Rank
1960	Cone, Fred	0	21	6	39	27
1961	Clarke, Frank	9	0	0	54	22
1962	Baker, Sam	0	50	14	92	6
1963	Baker, Sam	0	38	9	65	14
1964	*VanRaaphorst, Dick	0	28	14	70	13
1965	Villanueva, Danny	0	37	16	85	10
1966	Villanueva, Danny	0	56	17	107	2
1967	Hayes, Bob	11	0	0	66	16
	Reeves, Dan	11	0	0	66	
1968	Clark, Mike	0	54	17	105	2
1969	Clark, Mike	0	43	20	103	2
1970	Clark, Mike	0	35	18	89	12/8
1971	Clark, Mike	0	47	13	86	13/7
1972	Fritsch, Toni	0	36	21	99	7/3
1973	Fritsch, Toni	0	43	18	97	11/7
1974	*Herrera, Eflen	0	33	8	57	26/9

\*Rookie

## Leaders By Years (Cont.)

Year	Player	SCORING (Cont.)				NFL/ NFC Rank
		TD	PAT	FG	Tot.	
1975	Fritsch, Toni	0	38	22	104	3/2
1976	Herrera, Efrén	0	34	18	88	6/4
1977	Herrera, Efrén	0	39	18	93	3/2
1978	Septien, Rafael	0	46	16	94	5/2
1979	Septien, Rafael	0	40	19	97	8/3
1980	Septien, Rafael	0	59	11	92	13/6
1981	Septien, Rafael	0	40	27	122	1/1
1982	Septien, Rafael	0	28	10	58	11/5

Year	Player	FIELD GOALS				NFL/ NFC Rank
		Att.	Made	Pct.	Long	
1960	Cone, Fred	13	6	.462	45	12
1961	Bielski, Dick	9	6	.667	42	13
1962	Baker, Sam	27	14	.519	53	3
1963	Baker, Sam	20	9	.450	53	12
1964	*VanRaaphorst, Dick	29	14	.483	43	8
1965	Villanueva, Danny	27	16	.593	41	7
1966	Villanueva, Danny	31	17	.548	37	8
1967	Villanueva, Danny	23	9	.391	34	14
1968	Clark, Mike	29	17	.586	50	7
1969	Clark, Mike	36	20	.555	47	5
1970	Clark, Mike	27	18	.667	43	7/4
1971	Clark, Mike	25	13	.520	48	19/9
1972	Fritsch, Toni	36	21	.583	54	18/8
1973	Fritsch, Toni	28	18	.643	37	12/4
1974	*Herrera, Efrén	13	8	.615	39	11/5
1975	Fritsch, Toni	35	22	.629	43	14/8
1976	Herrera, Efrén	23	18	.783	46	1/1
1977	Herrera, Efrén	29	18	.621	52	12/1
1978	Septien, Rafael	26	16	.615	48	17/9
1979	Septien, Rafael	29	19	.655	51	9/4
1980	Septien, Rafael	17	11	.647	52	13/7
1981	Septien, Rafael	35	27	.771	47	4/3
1982	Septien, Rafael	14	10	.714	53	13/6

Year	Player	KICKOFF RETURNS				NFL/ NFC Rank	
		No.	Yds.	Avg.	Long		
1960	Franckhauser, Tom	26	526	20.2	46	0	19
1961	*Marsh, Amos	26	667	25.7	79	0	13
1962	Marsh, Amos	29	725	25.0	101	1	10
1963	*Stiger, Jim	18	432	24.0	66	0	12
1964	*Renfro, Mel	40	1,017	25.4	65	0	7
1965	Renfro, Mel	21	630	30.0	100	1	4
1966	Renfro, Mel	19	487	25.6	87	1	9
1967	Garrison, Walt	20	366	18.3	36	0	23
1968	Baynham, Craig	23	590	25.7	40	0	7
1969	*Flowers, Richmond	11	283	25.7	30	0	29
1970	*Thomas, Duane	19	416	21.9	33	0	23/10
1971	Harris, Cliff	29	823	28.4	77	0	4/4
1972	Harris, Cliff	26	615	23.7	44	0	23/11
1973	**Montgomery, Mike	6	175	29.2	63	0	DNQ
1974	*Morgan, Dennis	35	823	23.5	43	0	21/11
1975	Pearson, Preston	16	391	24.4	42	0	13/7
1976	*Johnson, Butch	28	693	24.8	74	0	11/5
1977	Johnson, Butch	22	536	24.4	64	0	9/5
1978	Johnson, Butch	29	603	20.8	56	0	27/12
1979	*Springs, Ron	38	780	20.5	70	0	25/12
1980	*Jones, James	32	720	22.5	41	0	11/6
1981	Jones, James	27	517	19.1	33	0	36/17
1982	Fellows, Ron	16	359	22.4	35	0	16/9

\*Rookie

\*\*Did Not Qualify (Minimum 14 returns required).

## Leaders By Years (Cont.)

Year	Player	PUNT RETURNS					NFL/ NFC Rank
		No.	Yds.	Avg.	Long	TD	
1960	Butler, Bill	13	131	10.1	46	0	2
1961	*Marsh, Amos	14	71	5.1	19	0	14
1962	Lockett, J. W.	8	45	5.6	17	0	14
1963	*Stiger, Jim	14	141	10.1	45	0	6
1964	*Renfro, Mel	32	418	13.1	69	1	3
1965	Renfro, Mel	24	145	6.0	35	0	9
1966	Hayes, Bob	17	106	6.2	18	0	7
1967	Hayes, Bob	24	276	11.5	69	1	2
1968	Hayes, Bob	15	312	20.8	90	2	1
1969	Hayes, Bob	18	179	9.9	50	0	3
1970	Hayes, Bob	15	116	7.7	34	0	20/7
1971	Harris, Cliff	17	129	7.6	35	0	11/4
1972	Harris, Cliff	19	78	4.1	21	0	21/11
1973	*Richards, Golden	21	139	6.6	46	0	23/10
1974	*Morgan, Dennis	19	287	15.1	98	1	3/2
1975	Richards, Golden	28	288	10.3	43	1	12/5
1976	*Johnson, Butch	45	489	10.9	55	0	8/4
1977	Johnson, Butch	50	423	8.5	38	0	20/7
1978	Johnson, Butch	51	401	7.9	23	0	18/9
1979	*Wilson, Steve	35	236	6.8	13	0	20/7
1980	*Jones, James	54	548	10.1	52	0	5/4
1981	Jones, James	33	188	5.7	17	0	28/14
1982	Fellows, Ron	25	189	7.6	17	0	18/8

Year	Player	INTERCEPTIONS					NFL/ NFC Rank
		No.	Yds.	Avg.	Long	TD	
1960	Bishop, Don	3	13	4.3	13	0	25
	Franckhauser, Tom	3	11	3.7	9	0	25
1961	Bishop, Don	8	172	21.5	57	0	2
1962	Bishop, Don	6	134	22.3	44	0	9
1963	Green, Cornell	7	211	30.1	55	0	6
1964	*Renfro, Mel	7	110	15.7	39	1	4
1965	Green, Cornell	3	49	16.3	43	0	27
	Livingston, Warren	3	5	1.7	5	0	27
	*Logan, Obert	3	5	1.7	3	0	27
1966	Green, Cornell	4	88	22.0	41	1	21
1967	Green, Cornell	7	52	7.4	28	0	7
	Renfro, Mel	7	38	5.4	30	0	9
1968	Howley, Chuck	6	115	19.2	58	1	11
1969	Renfro, Mel	10	118	11.8	41	0	1
1970	*Waters, Charlie	5	45	9.0	20	0	16/9
1971	Adderley, Herb	6	182	30.3	46	0	9/4
1972	Waters, Charlie	6	132	22.0	56	1	7/3
1973	Jordan, Lee Roy	6	78	13.0	31	1	4/2
1974	Harris, Cliff	3	8	2.7	8	0	42/20
1975	Jordan, Lee Roy	6	80	13.3	38	0	7/4
1976	Washington, Mark	4	49	12.3	22	0	24/11
1977	Harris, Cliff	5	7	1.4	7	0	16/7
1978	Barnes, Benny	5	72	14.4	38	0	25/14
1979	Hughes, Randy	2	91	45.5	68	0	93/45
	Harris, Cliff	2	35	17.5	20	0	
	Barnes, Benny	2	20	10.0	11	0	
	Lewis, D. D.	2	8	4.0	5	0	
	Kyle, Aaron	2	0	0.0	0	0	
1980	Thurman, Dennis	5	114	22.8	78t	1	24/10
	Waters, Charlie	5	78	15.6	29	0	
1981	*Walls, Everson	11	133	12.1	33	0	1/1
1982	Walls, Everson	7	61	8.7	37	0	1/1

\*Rookie

# Cowboys Individual Records

NOTE: The 1982 regular season was reduced from 16 games to 9 because of a players' strike.

## SCORING

### TOTAL POINTS

#### Career

- 462 Rafael Septien (1978-82), 213 PATs, 83 FGs
- 456 Bob Hayes (1965-74), 76 TDs

#### Season

- 122 Rafael Septien (1981), 40 PATs, 27 FGs
- 107 Danny Villanueva (1966), 56 PATs, 17 FGs
- 105 Mike Clark (1968), 54 PATs, 17 FGs
- 104 Toni Fritsch (1975), 38 PATs, 22 FGs

#### Game

- 24 Dan Reeves (11/5/67 vs. Atlanta), 4 TDs
- 24 Bob Hayes (12/20/70 vs. Houston), 4 TDs
- 24 Calvin Hill (9/19/71 @ Buffalo), 4 TDs
- 24 Duane Thomas (12/18/71 vs. St. Louis), 4 TDs

#### Opponent/Game

- 24 Dick James, @ Washington (12/17/61)
- 24 Harold Jackson, @ Los Angeles (10/14/73)

### TOUCHDOWNS

#### Career

- 76 Bob Hayes (1965-74)
- 52 Tony Dorsett (1977-82)
- 51 Frank Clarke (1960-67)

#### Season

- 16 Dan Reeves (1966), 8 run, 8 pass
- 14 Frank Clarke (1962), 14 pass

#### Game

- 4 Dan Reeves (11/5/67 vs. Atlanta), 2 run 2 pass
- 4 Bob Hayes (12/20/70 vs. Houston), 4 pass
- 4 Calvin Hill (9/19/71 @ Buffalo), 4 run
- 4 Duane Thomas (12/18/71 vs. St. Louis), 3 run, 1 pass

#### Opponent/Game

- 4 Dick James, @ Washington (12/17/61)
- 4 Harold Jackson, @ Los Angeles (10/14/73)

### FIELD GOALS MADE

#### Career

- 83 Rafael Septien (1978-82) 121 attempts
- 69 Mike Clark (1968-71, 1973), 119 attempts
- 66 Toni Fritsch (1971-73, 1975) 107 attempts

#### Season

- 27 Rafael Septien (1981), 35 attempts
- 22 Toni Fritsch (1975), 35 attempts
- 21 Toni Fritsch (1972), 36 attempts
- 20 Mike Clark (1969), 36 attempts

#### Game

- 4 Rafael Septien (9/6/81 @ Washington; 9/21/81 @ New England)
- 4 Danny Villanueva (11/24/66 vs. Cleveland)
- 4 Toni Fritsch (11/12/72 vs. St. Louis)
- 4 Toni Fritsch (9/21/75 vs. Los Angeles)

## Cowboys Individual Records (Cont.)

### Longest Field Goal

54 Toni Fritsch (9/24/72 @ N.Y. Giants)

### Opponent/Game

- 4 Bob Khayat, @ Washington (10/9/60)
- 4 Tommy Davis, San Francisco (11/20/60)
- 4 Sam Baker, @ Philadelphia (12/5/65)
- 4 Fred Cox, @ Minnesota (10/18/70)
- 4 Jim Bakken, St. Louis (12/18/71)

### Opponent/Longest Field Goal

59 Tony Franklin, Philadelphia (11/12/79)

## FIELD GOALS ATTEMPTED

### Career

- 121 Rafael Septien (1978-82), 83 FG
- 119 Mike Clark (1968-71, 1973), 69 FG
- 107 Toni Fritsch (1971-73, 1975), 66 FG

### Season

- 36 Toni Fritsch (1972), 21 FG
- 36 Mike Clark (1969), 20 FG

### Game

- 7 Mike Clark (11/24/68 @ Chicago), 2 FG
- 6 Toni Fritsch (9/21/75 vs. Los Angeles), 4 FG

### Opponent/Game

- 7 Sam Baker, @ Philadelphia (12/5/65), 4 FG

## EXTRA POINTS MADE

### Career

- 213 Rafael Septien (1978-82)
- 180 Mike Clark (1968-71, 1973)

### Season

- 59 Rafael Septien (1980)
- 56 Danny Villanueva (1966)

### Game

- 8 Rafael Septien (10/12/80 vs. San Francisco) Att. 8
- 8 Mike Clark (9/15/68 vs. Detroit) Att. 8
- 8 Danny Villanueva (10/9/66 vs. Philadelphia) Att. 8

### Opponent/Game

- 7 Gerry Perry, @ St. Louis (12/9/62) Att. 7

## RUSHING

## TOTAL YARDS

### Career

- 7,015 Tony Dorsett (1977-82)
- 6,217 Don Perkins (1961-68)
- 5,009 Calvin Hill (1969-74)
- 4,750 Robert Newhouse (1972-82)

### Season

- 1,646 Tony Dorsett (1981), 4.8 per carry
- 1,325 Tony Dorsett (1978), 4.6 per carry
- 1,185 Tony Dorsett (1980), 4.3 per carry
- 1,142 Calvin Hill (1973), 4.2 per carry
- 1,107 Tony Dorsett (1979), 4.4 per carry
- 1,036 Calvin Hill (1972), 4.2 per carry
- 1,007 Tony Dorsett (1977-rookie), 4.8 per carry

## Cowboys Individual Records (Cont.)

### Game

- 206 Tony Dorsett (12/4/77 vs. Philadelphia) on 23 carries
- 183 Tony Dorsett (11/9/80 @ N.Y. Giants) on 24 carries
- 175 Tony Dorsett (12/6/81 @ Baltimore) on 30 carries
- 162 Tony Dorsett (9/21/81 @ New England) on 19 carries
- 159 Tony Dorsett (10/18/81 vs. Los Angeles) on 27 carries

### Opponent/Game

- 232 Jim Brown, Cleveland (9/22/63)
- 195 Earl Campbell, Houston (11/22/79)
- 194 Wilbert Montgomery, @ Philadelphia (1/11/81-playoff game)

## ATTEMPTS

### Career

- 1,545 Tony Dorsett (1977-82)
- 1,500 Don Perkins (1961-68)
- 1,166 Calvin Hill (1969-74)
- 1,151 Robert Newhouse (1972-82)

### Season

- 342 Tony Dorsett (1981)
- 290 Tony Dorsett (1978)
- 278 Tony Dorsett (1980)
- 273 Calvin Hill (1973)

### Game

- 32 Calvin Hill (11/10/74 vs. San Francisco)
- 31 Calvin Hill (9/16/73 @ Chicago)

### Opponent/Game

- 27 Dick James, @ Washington (12/17/61)
- 27 Lydell Mitchell, Baltimore (9/26/76)

## TOUCHDOWNS RUSHING

### Career

- 45 Tony Dorsett (1977-82)
- 42 Don Perkins (1961-68)
- 39 Calvin Hill (1969-74)
- 31 Robert Newhouse (1972-82)

### Season

- 12 Tony Dorsett (1977)
- 11 Tony Dorsett (1980)
- 11 Duane Thomas (1971)

### Game

- 4 Calvin Hill (9/19/71 @ Buffalo)

## RUSHING AVERAGE

### Career

- 4.5 Tony Dorsett (1977-82), 1,545 attempts
- 4.3 Walt Garrison (1966-74), 899 attempts
- 4.3 Calvin Hill (1969-74), 1,166 attempts

### Season

- 5.6 Amos Marsh (1962), 144-802
- 5.3 Duane Thomas (1970), 151-803
- 4.8 Tony Dorsett (1981), 342-1,646
- 4.8 Tony Dorsett (1977), 208-1,007



## Cowboys Individual Records (Cont.)

### Game (10 attempts)

- 12.1 Walt Garrison (12/9/72 vs. Washington), 10-121
- 10.9 Amos Marsh (11/4/62 @ Washington), 10-109
- 10.8 Dan Reeves (12/11/66 vs. Washington), 10-108

### Longest Runs

- 99 Tony Dorsett (1/3/83 @ Minnesota) TD
- 84 Tony Dorsett (12/4/77 vs. Philadelphia) TD
- 77 Tony Dorsett (10/9/77 @ St. Louis) TD
- 75 Tony Dorsett (9/21/81 @ New England) TD
- 73 Amos Bullocks (11/18/62 vs. Chicago) TD
- 71 Amos Marsh (10/15/61 vs. N.Y. Giants)

### Opponent/Longest Run

- 76 O. J. Anderson, @ St. Louis (9/2/79)  
**PASSING**

## TOTAL YARDS

### Career

- 22,700 Roger Staubach (1969-79)
- 17,199 Don Meredith (1960-68)
- 10,279 Craig Morton (1965-74)

### Season

- 3,586 Roger Staubach (1979)
- 3,287 Danny White (1980)
- 3,190 Roger Staubach (1978)
- 3,098 Danny White (1981)
- 2,805 Don Meredith (1966)

### Game

- 460 Don Meredith (11/10/63 @ San Francisco), 30 of 48
- 406 Don Meredith (11/13/66 @ Washington), 21 of 29
- 394 Don Meredith (11/6/66 @ Philadelphia), 14 of 24
- 358 Don Meredith (9/18/66 vs. N.Y. Giants), 14 of 24

### Opponent/Game

- 466 Bill Wade, Chicago (11/18/62), 28 of 46
- 411 Sonny Jurgensen, @ Washington (11/28/65)
- 408 David Wood'ev. Miami (10/25/81)
- 377 Ed Brown, @ Pittsburgh (10/27/63)
- 371 Dan Fouts, San Diego (10/26/80)

## PASS ATTEMPTS

### Career

- 2,958 Roger Staubach (1969-79)
- 2,308 Don Meredith (1960-68)

### Season

- 461 Roger Staubach (1979), 267 completions
- 436 Danny White (1980), 260 completions
- 413 Roger Staubach (1978), 231 completions
- 391 Danny White (1981), 223 completions

### Game

- 49 Roger Staubach (10/26/75 @ Philadelphia),  
27 completions
- 48 Don Meredith (11/10/63 @ San Francisco),  
30 completions

### Opponent/Game

- 46 Bill Wade, Chicago (11/18/62)
- 46 Sonny Jurgensen, @ Washington (11/13/66)

## **Cowboys Individual Records (Cont.)**

46 Fran Tarkenton (43), Gary Wood (3), @ N.Y. Giants  
(12/15/68)

46 Jim Hart, St. Louis (11/25/76)

## **PASS COMPLETIONS**

### **Career**

1,685 Roger Staubach (1969-79)

1,170 Don Meredith (1960-68)

### **Season**

267 Roger Staubach (1979), 461 attempts

260 Danny White (1980), 436 attempts

231 Roger Staubach (1978), 413 attempts

223 Danny White (1981), 391 attempts

210 Roger Staubach (1977), 361 attempts

### **Game**

30 Don Meredith (11/10/63 @ San Francisco), 48 attempts

27 Roger Staubach (10/26/75 @ Philadelphia), 49 attempts

25 Roger Staubach (12/7/75 @ St. Louis), 41 attempts

25 Danny White (9/13/82 vs. Pittsburgh), 36 attempts

### **Opponent/Game**

28 Bill Wade, Chicago (11/18/62), 46 attempts

28 Kent Nix, @ Pittsburgh (10/22/67), 45 attempts

## **TOUCHDOWN PASSES**

### **Career**

153 Roger Staubach (1969-79)

135 Don Meredith (1960-68)

### **Season**

28 Danny White (1980) of 260 completions

27 Roger Staubach (1979) of 267 completions

25 Roger Staubach (1978) of 231 completions

24 Don Meredith (1966) of 177 completions

### **Game**

5 Eddie LeBaron (10/21/62 @ Pittsburgh)

5 Don Meredith (9/18/66 vs. N.Y. Giants)

5 Don Meredith (10/9/66 vs. Philadelphia)

5 Don Meredith (9/29/68 @ Philadelphia)

5 Craig Morton (10/19/69 vs. Philadelphia)

5 Craig Morton (12/20/70 vs. Houston)

### **Opponent/Game**

6 Y.A. Tittle, @ N.Y. Giants (12/16/62)

## **PASSES HAD INTERCEPTED**

### **Career**

111 Don Meredith (1960-68)

109 Roger Staubach (1969-79)

### **Season**

25 Eddie LeBaron (1960), 225 attempts

25 Danny White (1980), 436 attempts

21 Craig Morton (1972), 339 attempts

18 Don Meredith (1963), 310 attempts

### **Game**

5 Eddie LeBaron (9/30/60 vs. Philadelphia), 29 attempts

5 Eddie LeBaron (11/5/61 vs. St. Louis), 33 attempts

5 Danny White (11/9/80 @ N.Y. Giants), 23 attempts

## Cowboys Individual Records (Cont.)

### Opponent/Game

6 Pete Liske, @ Philadelphia (9/26/71), 29 attempts

## LOWEST INTERCEPTION RATE (150 or more attempts)

### Season

1.9 Roger Staubach (1971), 4 of 211  
2.4 Roger Staubach (1979), 11 of 461  
2.5 Roger Staubach (1977), 9 of 361  
3.0 Roger Staubach (1976), 11 of 369

## COMPLETION PER CENT

### Career

59.0 Danny White (1976-82), 695 of 1,177  
57.0 Roger Staubach (1969-79), 1,685 of 2,958  
52.4 Craig Morton (1965-74), 685 of 1,308  
51.9 Eddie LeBaron (1960-63), 359 of 692  
50.7 Don Meredith (1960-68), 1,170 of 2,308

### Season

63.2 Danny White (1982), 156 of 247  
62.6 Roger Staubach (1973), 179 of 286  
59.7 Roger Staubach (1971), 126 of 211  
59.6 Danny White (1980), 260 of 436

### Game (12 or more completions)

84.2 Don Meredith (9/15/68 vs. Detroit) 16 of 19  
81.2 Eddie LeBaron (9/16/62 vs. Washington) 13 of 16  
80.0 Craig Morton (11/22/70 @ Washington) 12 of 15

## LONGEST PASS PLAYS

95 Don Meredith to Bob Hayes (12/13/66 vs. Washington) TD  
91 Roger Staubach to Tony Dorsett (9/4/78 vs. Baltimore) TD  
89 Craig Morton to Bob Hayes (10/25/70 @ Kansas City) TD

### Opponent/Longest Pass Play

94 Norm Snead to Rich Houston, @ N.Y. Giants (9/24/72) TD

## PASS RECEIVING

## TOTAL RECEPTIONS

### Career

442 Drew Pearson (1973-82)  
365 Bob Hayes (1965-74)  
281 Frank Clarke (1960-67)  
255 Billy Joe DuPree (1973-82)

### Season

65 Frank Clarke (1964), 973 yards  
64 Bob Hayes (1966), 1,232 yards  
62 Drew Pearson (1974), 1,087 yards

### Game

13 Lance Rentzel (11/19/67 vs. Washington), 223 yards  
11 Bill Howton (11/25/62 @ Philadelphia), 102 yards  
11 Ron Springs (9/21/81 @ New England), 72 yards

### Opponent/Game

12 J. R. Wilburn, @ Pittsburgh (10/22/67), 142 yards

## TOTAL RECEIVING YARDS

### Career

7,295 Bob Hayes (1965-74)  
7,277 Drew Pearson (1973-82)

## Cowboys Individual Records (Cont.)

5,214	Frank Clarke (1960-67)
4,440	Tony Hill (1977-82)
3,521	Lance Rentzel (1967-70)
3,423	Billy Joe DuPree (1973-82)

### Season

1,232	Bob Hayes (1966), 64 receptions
1,087	Drew Pearson (1974), 62 receptions
1,062	Tony Hill (1979), 60 receptions
1,055	Tony Hill (1980), 60 receptions
1,043	Frank Clarke (1962), 47 receptions
1,026	Drew Pearson (1979), 55 receptions
1,009	Lance Rentzel (1968), 54 receptions

### Game

246	Bob Hayes (11/13/66 @ Washington), 9 receptions
241	Frank Clarke (9/16/62 vs. Washington), 10 receptions
223	Lance Rentzel (11/19/67 vs. Washington), 13 receptions
213	Tony Hill (11/12/79 vs. Philadelphia), 7 receptions

### Opponent/Game

238	Harold Jackson, @ Los Angeles (10/14/73), 7 receptions
-----	--------------------------------------------------------

## TOUCHDOWNS RECEIVING

### Career

71	Bob Hayes (1965-74)
50	Frank Clarke (1960-67)
43	Drew Pearson (1973-82)
40	Billy Joe DuPree (1973-81)

### Season

14	Frank Clarke (1962), 47 receptions
13	Bob Hayes (1966), 64 receptions
12	Lance Rentzel (1969), 43 receptions
12	Bob Hayes (1965), 46 receptions

### Game

4	Bob Hayes (12/20/70 vs. Houston)
---	----------------------------------

### Opponent/Game

4	Harold Jackson, @ Los Angeles (10/14/73)
---	------------------------------------------

## RUSHING - RECEIVING

### Career

8,808	Tony Dorsett (1977-82), 7,015 rushing, 1,793 receiving
7,527	Don Perkins (1961-68), 6,217 rushing, 1,310 receiving
7,454	Drew Pearson (1973-82), 7,277 receiving, 177 rushing
7,365	Bob Hayes (1965-74), 7,295 receiving, 70 rushing
6,368	Calvin Hill (1969-74), 5,009 rushing, 1,359 receiving

### Season

1,971	Tony Dorsett (1981), 1,646 rushing, 325 receiving
1,703	Tony Dorsett (1978), 1,325 rushing, 378 receiving
1,482	Tony Dorsett (1979), 1,107 rushing, 375 receiving
1,448	Tony Dorsett (1980), 1,185 rushing, 263 receiving
1,432	Calvin Hill (1973), 1,142 rushing, 290 receiving

### Game

254	Tony Dorsett (9/4/78 vs. Baltimore), 147 rushing, 107 receiving
246	Bob Hayes (11/13/66 @ Washington), 246 receiving

## Cowboys Individual Records (Cont.)

- 241 Frank Clarke (9/16/62 vs. Washington), 241 receiving
- 230 Tony Dorsett (12/4/77 vs. Philadelphia), 206 rushing, 24 receiving

### COMBINED YARDAGE

#### Career

- 8,808 Tony Dorsett (1977-82)
- 8,596 Bob Hayes (1965-74)
- 7,978 Don Perkins (1961-68)
- 7,524 Drew Pearson (1973-82)
- 6,493 Calvin Hill (1969-74)
- 6,493 Walt Garrison (1966-74)
- 6,096 Robert Newhouse (1972-80)

#### Season

- 1,998 Amos Marsh (1962), 729 return yards
- 1,971 Tony Dorsett (1981), no return yards
- 1,703 Tony Dorsett (1978), no return yards
- 1,598 Bob Hayes (1965), 603 return yards
- 1,564 Don Perkins (1961), 451 return yards

#### Game

- 285 Bob Hayes (12/24/67 vs. Cleveland-Playoff Game) 5/144 receiving, 3/141 punt returns
- 285 Calvin Hill (11/16/69 @ Washington) 3/100 kickoff return, 27/150 rushing, 2/35 receiving

### PUNTING

## TOTAL PUNTS

#### Career

- 491 Danny White (1976-82)
- 247 Ron Widby (1968-71)
- 192 Danny Villanueva (1965-67)

#### Season

- 81 Danny White (1981), 40.8 average
- 80 Danny White (1977), 39.6 average
- 76 Danny White (1978), 40.5 average
- 76 Danny White (1979), 41.7 average

#### Game

- 10 Sam Baker (10/13/63 vs. Detroit) 50.3 average
- 10 Danny White (11/15/76 vs. Buffalo) 39.9 average

## AVERAGE YARDS

#### Career

- 45.1 Sam Baker (1962-63)

#### Season

- 45.4 Sam Baker (1962), 57 punts
- 44.2 Sam Baker (1963), 71 punts
- 43.3 Ron Widby (1969), 63 punts

#### Game (4 or more punts)

- 53.4 Ron Widby (11/3/68 @ New Orleans)
- 53.0 Marv Bateman (11/4/73 vs. Cincinnati)

## LONGEST PUNT

- 84 Ron Widby (11/3/68 @ New Orleans)

## Cowboys Individual Records (Cont.)

### PUNT RETURNS

#### TOTAL RETURNS

##### Career

- 146 Butch Johnson (1976-82)
- 109 Mel Renfro (1964-77)
- 104 Bob Hayes (1965-74)

##### Season

- 54 James Jones (1980), 10.1 average
- 51 Butch Johnson (1978), 7.9 average
- 50 Butch Johnson (1977), 8.5 average

##### Game

- 9 Butch Johnson (11/15/76 vs. Buffalo)

#### PUNT RETURN YARDAGE

##### Career

- 1,313 Butch Johnson (1976-82)
- 1,158 Bob Hayes (1965-74)

##### Season

- 548 James Jones (1980), 10.1 average
- 489 Butch Johnson (1976), 10.9 average
- 423 Butch Johnson (1977), 8.5 average

##### Game

- 141 Bob Hayes (12/24/67 vs. Cleveland-playoff game), 3 returns
- 122 Bob Hayes (12//8/68 vs. Pittsburgh), 3 returns

#### Longest Punt Return

- 98 Dennis Morgan (10/13/74 vs. St. Louis)
- 90 Bob Hayes (12/6/68 vs. Pittsburgh)

#### AVERAGE YARDS

##### Career

- 11.1 Bob Hayes (1965-74), 104 returns
- 9.0 Butch Johnson (1976-82), 146 returns
- 8.5 James Jones (1980-82), 87 returns

##### Season (14 or more returns)

- 20.8 Bob Hayes (1968), 15 returns
- 15.1 Dennis Morgan (1974), 19 returns
- 13.1 Mel Renfro (1964), 32 returns

##### Game

- 47.0 Bob Hayes (12/24/67 vs. Cleveland-playoff game), 3 for 141 yards

#### FAIR CATCHES

##### Career

- 38 Mel Renfro (1964-77)
- 38 Butch Johnson (1976-82)
- 35 Golden Richards (1973-78)

##### Season

- 18 Golden Richards (1973)
- 16 Cliff Harris (1972)
- 15 Butch Johnson (1977)

##### Game

- 4 Golden Richards (11/16/75 @ New England)
- 4 Golden Richards (11/17/74 @ Washington)

## Cowboys Individual Records (Cont.)

- 4 Lance Rentzel (12/21/68 vs. Cleveland-playoff game)
- 4 Cliff Harris (12/23/72 @ San Francisco-playoff game)

### KICKOFF RETURNS

#### TOTAL RETURNS

##### Career

- 85 Mel Renfro (1964-77)
- 79 Butch Johnson (1976-82)

##### Season

- 40 Mel Renfro (1964), 25.4 average
- 38 Ron Springs (1979), 20.5 average
- 35 Dennis Morgan (1974), 23.5 average

##### Game

- 8 Mel Renfro (10/29/64 vs. Green Bay), 156 yards

#### KICKOFF RETURN YARDAGE

##### Career

- 2,246 Mel Renfro (1964-77)
- 1,832 Butch Johnson (1976-82)

##### Season

- 1,017 Mel Renfro (1964), 25.4 average
- 823 Cliff Harris (1971), 28.4 average
- 823 Dennis Morgan (1974), 23.5 average

##### Game

- 168 Mel Renfro (11/22/64 @ Washington), 4 returns
- 157 Amos Marsh (10/14/62 vs. Philadelphia), 4 returns

#### Longest Kickoff Return

- 101 Amos Marsh (10/14/62 vs. Philadelphia)
- 101 Ike Thomas (12/4/71 vs. N.Y. Jets)
- 100 Mark Washington (11/22/70 @ Washington)
- 100 Mel Renfro (11/7/65 vs. San Francisco)

#### AVERAGE YARDS

##### Career

- 26.4 Mel Renfro (1964-77), 85 returns
- 25.7 Cliff Harris (1970-79), 63 returns

##### Season

- 30.0 Mel Renfro (1965), 21 returns
- 28.4 Cliff Harris (1971), 29 returns

##### Game (4 or more)

- 42.0 Mel Renfro (11/22/64 @ Washington) 4 for 168 yards

### INTERCEPTIONS

#### TOTAL INTERCEPTIONS

##### Career

- 52 Mel Renfro (1964-77)
- 41 Charlie Waters (1970-78, 1980-81)
- 34 Cornell Green (1962-74)
- 32 Lee Roy Jordan (1963-76)

##### Season

- 11 Everson Walls (1981), 133 yards
- 10 Mel Renfro (1969), 118 yards
- 8 Don Bishop (1961), 172 yards

## Cowboys Individual Records (Cont.)

### Game

- 3 Herb Adderley (9/26/71 @ Philadelphia), 102 yards
- 3 Lee Roy Jordan (11/4/73 vs. Cincinnati), 49 yards
- 3 Dennis Thurman (12/13/81 vs. Philadelphia), 37 yards

## INTERCEPTION YARDAGE

### Career

- 626 Mel Renfro (1964-77)
- 584 Charlie Waters (1970-78, 1980-81)
- 552 Cornell Green (1962-74)

### Season

- 211 Cornell Green (1963), 7 for 30.1 average
- 187 Dennis Thurman (1981), 9 for 20.8 average
- 182 Herb Adderley (1971), 6 for 30.3 average

### Game

- 121 Mike Gaechter (11/3/63 vs. Washington) on 2 int.

## Longest Interception Return

- 100 Mike Gaechter (10/14/62 vs. Philadelphia)
- 96 Dennis Thurman (9/6/81 @ Washington)
- 90 Mel Renfro (10/4/65 @ St. Louis)

## TOUCHDOWN INTERCEPTIONS

### Career

- 3 Mel Renfro (1964-77)
- 3 Lee Roy Jordan (1963-76)
- 3 Larry Cole (1968-80)

# Cowboys Team Records

1960: 12 games; 1961-77: 14 games; 1978-81: 16 games. NOTE: The 1982 regular season was reduced from 16 games to 9 because of a players' strike.

## MOST POINTS SCORED

### Season

- 454 1980
- 445 1966\*\*

### Game

- 59 9/15/68 vs. Detroit
- 59 10/12/80 vs. San Francisco

## FEWEST POINTS SCORED

### Season

- 177 1960
- 236 1961\*\*
- 371 1979\*

### Game

- 0 11/16/70 vs. St. Louis

## OPPONENT/MOST POINTS SCORED

### Season

- 402 1962

### Game

- 54 10/18/70 @ Minnesota

## OPPONENT/FEWEST POINTS SCORED

### Season

- 186 1968
- 208 1978\*

### Game

- 0 9 times, last 9/4/78 vs. Baltimore

## MOST POINTS, BOTH TEAMS

### Game

- 86 9/19/71 @ Buffalo, (Dallas 49, Buffalo 37)
- 77 12/12/77 @ San Fran., (Dallas 42, San Fran. 35)

\*16-game record;

## FEWEST POINTS, BOTH TEAMS

### Game

- 8 12/12/70 @ Cleveland, (Dallas 6, Cleveland 2)

## MOST DECISIVE WIN

### Game

- 49 10/9/66 vs. Philadelphia, (Dallas 56, Philadelphia 7)
- 46 9/15/68 vs. Detroit, (Dallas 59, Detroit 13)
- 45 9/18/66 vs. N.Y. Giants, (Dallas 52, Giants 7)
- 45 10/12/80 vs. San Fran., (Dallas 59, San Fran. 14)

## MOST DECISIVE LOSS

### Game

- 41 10/16/60 vs. Cleveland, (Cleveland 48, Dallas 7)
- 41 10/18/70 @ Minnesota, (Minnesota 54, Dallas 13)

## MOST TOUCHDOWNS SCORED

### Season

- 60 1980
- 56 1966\*\*

### Game

- 8 10/9/66 vs. Philadelphia
- 8 9/15/68 vs. Detroit
- 8 10/12/80 vs. San Francisco

## FEWEST TOUCHDOWNS SCORED

### Season

- 23 1960
- 29 1961\*\*

\*\*14-game record



## Cowboys Team Records (Cont.)

### OPPONENT/MOST TDS SCORED

Season 52 1962

Game 7 12/9/62 @ St. Louis

### OPPONENT/FEWEST TDS SCORED

Season 22 1973

### MOST TOUCHDOWNS BY:

#### RUSHING

Season 26 1980  
25 1971\*\*

Game 5 9/19/71 @ Buffalo

#### PASSING

Season 31 1962

Game 5 5 times, last 12/20/70 vs. Houston

#### INTERCEPTIONS

Season 3 1966, 67, 68, 75

Game 1 25 times, last 1/3/83 @ Minnesota

#### KO RETURNS

Season 2 1971

#### PUNT RETURN

Season 2 1968

### FEWEST TOUCHDOWNS BY:

#### RUSHING

Season 6 1961  
6 1962\*\*

#### PASSING

10 1964

### OPPONENT/MOST TOUCHDOWNS BY:

#### RUSHING

Season 24 1960

Game 5 4 times, last 10/10/65 vs. Philadelphia

#### PASSING

Season 33 1962

Game 5 10/30/60 vs. Baltimore  
5 11/2/69 @ Cleveland

#### INTERCEPTIONS

Season 6 1961

#### KO RETURN

Season 3 1966

#### PUNT RETURNS

Game 1 6 times, last 10/23/77 @ Philadelphia

### OPPONENT/FEWEST TDS BY:

#### RUSHING

Season 2 1968  
3 1969  
13 1978\*

#### PASSING

Season 10 1970  
11 1978\*

### MOST PATS SCORED

Season 59 1980  
56 1966\*\*

Game 8 9/15/68 vs. Detroit  
8 10/12/80 vs. San Fran.

### OPPONENT/MOST PATS SCORED

Season 49 1962

Game 7 12/9/62 @ St. Louis

### MOST FGS SCORED

Season 27 1981  
22 1975\*\*

Game 4 11/24/66 vs. Cleveland  
4 11/12/72 vs. St. Louis  
4 9/21/75 vs. Los Angeles  
4 9/6/81 @ Washington  
4 9/21/81 @ New England

### SCORE BY QUARTERS

#### 1ST QUARTER

28 10/19/69 vs. Philadelphia  
28 12/4/71 vs. N.Y. Jets

#### 2ND QUARTER

24 9/18/66 vs. N.Y. Giants  
24 10/30/66 vs. Pittsburgh  
24 9/15/68 vs. Detroit  
24 10/24/71 vs. New England  
24 10/12/80 vs. San Francisco

#### 3RD QUARTER

21 10/30/66 vs. Pittsburgh  
21 9/24/73 vs. New Orleans  
21 12/7/74 vs. Cleveland  
21 9/28/75 vs. St. Louis  
21 10/26/80 vs. San Diego

#### 4TH QUARTER

21 12/19/65 @ N.Y. Giants  
21 9/15/68 vs. Detroit  
21 10/6/75 @ Detroit  
21 10/21/73 vs. N.Y. Giants  
21 11/27/80 vs. Seattle

### SCORE BY HALVES

#### 1ST HALF

42 10/19/69 vs. Philadelphia

#### 2ND HALF

31 9/29/68 @ Philadelphia  
31 11/17/68 @ Washington

### OPPONENT/SCORE BY QUARTERS

#### 1ST QUARTER

21 12/3/60 vs. Cleveland  
21 10/11/81 @ San Francisco

#### 2ND QUARTER

28 12/16/62 @ N.Y. Giants

#### 3RD QUARTER

21 12/17/61 @ Washington

\*16-game record;

\*\*14-game record

## Cowboys Team Records (Cont.)

### 4TH QUARTER

21	12/9/62 @ St. Louis
21	11/28/65 @ Washington
21	11/16/70 vs. St. Louis
21	11/5/72 @ San Diego

### OPPONENT/SCORE BY HALVES

#### 1ST HALF

35	12/16/62 @ N.Y. Giants
----	------------------------

#### 2ND HALF

38	12/9/62 @ St. Louis
----	---------------------

### SCORE BY QUARTERS, BOTH TEAMS

#### 1ST QUARTER

35	10/19/69 vs. Philadelphia
----	---------------------------

#### 2ND QUARTER

38	11/10/75 vs. Kansas City
----	--------------------------

#### 3RD QUARTER

35	9/28/75 vs. St. Louis
----	-----------------------

#### 4TH QUARTER

35	10/21/73 vs. N.Y. Giants
----	--------------------------

### SCORE BY HALVES, BOTH TEAMS

#### 1ST HALF

59	12/16/62 @ N.Y. Giants
----	------------------------

#### 2ND HALF

52	9/28/75 vs. St. Louis
----	-----------------------

### FIRST DOWNS

### MOST FIRST DOWNS

#### Season

342	1978
297	1968**

#### Game

32	10/9/66 vs. Philadelphia
32	9/10/78 @ N.Y. Giants
32	11/12/78 @ Green Bay

### FEWEST FIRST DOWNS

#### Season

180	1960
211	1965**
337	1980*

#### Game

8	10/16/60 vs. Cleveland
8	11/12/61 @ Pittsburgh
8	12/10/61 @ St. Louis
8	11/29/64 vs. Green Bay
8	11/1/70 vs. Philadelphia

### OPPONENT/MOST FIRST DOWNS

#### Season

296	1980
274	1962**

#### Game

29	10/22/67 @ Pittsburgh
----	-----------------------

### OPPONENT/FEWEST FIRST DOWNS

#### Season

199	1974
-----	------

#### Game

5	11/6/66 @ Philadelphia
5	10/20/74 vs. Philadelphia

### MOST FIRST DOWNS, BOTH TEAMS

633	1980
522	1975**

#### Game

55	10/1/67 vs. Los Angeles
----	-------------------------

### MOST FIRST DOWNS BY:

#### RUSHING

#### Season

147	1974
-----	------

#### Game

19	12/6/81 @ Baltimore
----	---------------------

### PASSING

#### Season

195	1979
144	1971**

#### Game

23	11/10/63 @ San Francisco
----	--------------------------

### PENALTY

#### Season

29	1978
24	1966**

#### Game

5	12/11/60 @ Detroit
5	12/10/67 vs. Philadelphia
5	11/3/74 vs. St. Louis
5	10/18/81 vs. Los Angeles

### FEWEST FIRST DOWNS BY:

#### RUSHING

#### Season

57	1960
87	1965**

#### Game

0	11/16/70 vs. St. Louis
---	------------------------

### PASSING

#### Season

95	1970
----	------

#### Game

3	8 times, last 9/23/74 @ Philadelphia
---	--------------------------------------

### PENALTY

#### Season

9	1961
9	1962**
9	1971**

### OPPONENT/MOST FIRST DOWNS BY:

#### RUSHING

#### Season

122	1961
-----	------

#### Game

15	12/3/61 vs. Cleveland
15	9/23/62 vs. Pittsburgh

### PASSING

#### Season

166	1962
-----	------

#### Game

21	11/18/62 vs. Chicago
----	----------------------

### PENALTY

#### Season

28	1980
27	1967*

#### Game

5	11/21/65 vs. Cleveland
5	12/7/74 vs. Cleveland

### OPPONENT/FEWEST FIRST DOWNS BY:

#### RUSHING

#### Season

52	1969
83	1978**

### PASSING

#### Season

94	1977
128	1978*

### PENALTY

#### Season

10	1969
18	1981*

\*16-game record;

\*\*14-game record

## Cowboys Team Records (Cont.)

<b>TOTAL YARDS</b>	
<b>MOST NET YARDS GAINED</b>	
Season	
5,968	1979
5,145	1966**
Game	
652	10/6/66 vs. Philadelphia
583	9/4/78 vs. Baltimore
578	9/30/73 vs. St. Louis
<b>FEWEST NET YARDS GAINED</b>	
3,153	1960
3,704	1964**
5,468	1980*
Game	
126	12/10/61 @ St. Louis
<b>OPPONENT/MOST NET YARDS GAINED</b>	
Season	
5,419	1981
5,325	1963**
Game	
529	10/25/81 vs. Miami
527	12/9/62 @ St. Louis
<b>OPPONENT/FEWEST NET YDS. GAINED</b>	
Season	
3,213	1977
4,009	1978**
Game	
63	10/24/65 @ Green Bay
80	12/10/67 vs. Philadelphia
<b>MOST NET YARDS, BOTH TEAMS</b>	
Season	
11,299	1981
10,096	1962**
Game	
995	10/25/81 vs. Miami
926	11/10/63 @ San Francisco
<b>RUSHING</b>	
<b>MOST YARDS RUSHING</b>	
Season	
2,783	1978
2,458	1974**
Game	
354	12/6/81 @ Baltimore
<b>FEWEST YARDS RUSHING</b>	
Season	
1,049	1960
1,608	1965**
Game	
41	11/7/65 vs. San Francisco
<b>OPPONENT/MOST YARDS RUSHING</b>	
Season	
2,242	1960
2,115	1979*
Game	
289	10/22/61 vs. Philadelphia
<b>OPPONENT/FEWEST YARDS RUSHING</b>	
Season	
1,050	1969
1,721	1978*
Game	
7	10/30/66 vs. Pittsburgh
<b>MOST YARDS RUSHING, BOTH TEAMS</b>	
Season	
5,760	1981
4,131	1975**

\*16-game record;

Game	
510	12/6/81 @ Baltimore
466	10/22/61 vs. Philadelphia
<b>MOST ATTEMPTS RUSHING</b>	
Season	
630	1981
571	1975**
Game	
66	12/6/81 @ Baltimore
<b>FEWEST RUSHING ATTEMPTS</b>	
Season	
311	1960
416	1961**
578	1979*
Game	
16	11/7/65 vs. San Francisco
<b>OPPONENT/MOST ATMPTS. RUSHING</b>	
Game	
54	10/11/70 vs. Atlanta
<b>PASSING</b>	
<b>MOST NET YARDS PASSING</b>	
Season	
3,176	1978
3,026	1968**
Game	
440	10/9/66 vs. Philadelphia
<b>FEWEST NET YARDS PASSING</b>	
Season	
2,013	1964
3,104	1980*
Game	
-10	10/24/65 @ Green Bay
<b>OPPONENT/MOST NET YDS. PASSING</b>	
Season	
3,674	1964
3,370	1981*
Game	
437	11/18/62 vs. Chicago
<b>OPPONENT/FEWEST NET YDS. PASS.</b>	
Season	
1,562	1977
2,288	1980*
Game	
-1	10/24/65 @ Green Bay
-1	12/21/75 @ N.Y. Jets
<b>MOST GROSS YARDS PASSING</b>	
Season	
3,883	1979
3,331	1966**
Game	
460	11/10/63 @ San Francisco
<b>FEWEST GROSS YARDS PASSING</b>	
Season	
2,388	1960
2,445	1970**
3,356	1980*
Game	
42	10/24/65 @ Green Bay
<b>OPPONENT/MOST GROSS YDS. PASS.</b>	
Season	
3,904	1962
3,717	1981*
Game	
466	11/18/62 vs. Chicago

\*\*14-game record

## Cowboys Team Records (Cont.)

### OPPONENT/FEWEST GROSS YDS. PASS.

Season  
1,991 1977  
2,730 1978\*

Game  
-15 12/21/75 @ N.Y. Jets

### MOST PASS ATTEMPTS

Season  
503 1979  
442 1961\*\*

Game  
50 10/26/75 @ Philadelphia

### FEWEST PASS ATTEMPTS

Season  
297 1970  
439 1981\*

Game  
11 10/21/73 vs. N.Y. Giants  
11 10/11/70 vs. Atlanta

### OPPONENT/MOST PASS ATTEMPTS

Season  
511 1981  
482 1967\*\*

Game  
49 9/6/81 @ Washington

### OPPONENT/FEWEST PASS ATTEMPTS

Season  
293 1960  
326 1961\*\*  
432 1978\*

Game  
10 10/3/71 vs. Washington  
10 11/22/73 vs. Miami

### MOST PASS COMPLETIONS

Season  
251 1978  
222 1976\*\*

Game  
27 10/31/71 @ Chicago

### FEWEST PASS COMPLETIONS

Season  
149 1970  
251 1978\*

Game  
4 10/11/70 vs. Atlanta

### OPPONENT/MOST PASS COMPLETIONS

Season  
260 1967  
236 1981\*

Game  
28 11/18/62 vs. Chicago

### OPPONENT/FEWEST PASS COMPLNS.

Season  
146 1960  
154 1977\*\*  
202 1978\*

Game  
2 12/21/75 @ N.Y. Jets

### DEFENSE, MOST QB SACKS

Season  
60 1966  
58 1978\*

Game  
11 10/6/75 @ Detroit  
10 10/27/69 vs. N.Y. Giants

\*16-game record;

### OPPONENT/DFNS., MOST QB SACKS

Season  
68 1964

Game  
9 10/24/65 @ Green Bay

### INTERCEPTIONS

### MOST PASSES INTERCEPTED

Season  
37 1981  
29 1967\*\*

Game  
7 9/30/60 vs. Philadelphia  
7 9/26/71 @ Philadelphia

### FEWEST PASSES INTERCEPTED

Season  
13 1974, 1979

### OPPONENT/MOST PASSES INTER.

Season  
33 1960

Game  
5 11/5/61 vs. St. Louis  
5 11/9/80 @ N.Y. Giants

### OPPONENT/FEWEST PASSES INTER.

Season  
10 1977  
13 1979\*

### PENALTIES

### MOST PENALTIES

Season  
107 1980  
106 1977\*\*

Game  
15 10/18/81 vs. Los Angeles  
14 11/6/77 @ N.Y. Giants  
14 9/9/79 @ San Francisco

### FEWEST PENALTIES

Season  
47 1961  
96 1978\*\*

Game  
0 12/10/61 @ St. Louis  
0 11/23/80 vs. Washington

### OPPONENT/MOST PENALTIES

Season  
106 1980  
78 1977\*\*

Game  
11 11/1/64 @ Chicago  
11 10/9/77 @ St. Louis  
11 11/23/78 vs. Washington  
11 9/13/81 vs. St. Louis  
11 12/6/81 @ Baltimore

### OPPONENT/FEWEST PENALTIES

Season  
38 1961  
70 1979\*

Game  
0 10/21/62 @ Pittsburgh  
0 12/5/65 @ Philadelphia

### MOST YARDS PENALIZED

Season  
952 1964, 71

Game  
161 11/2/70 @ Washington  
159 10/13/68 vs. Philadelphia

\*\*14-game record

## Cowboys Team Records (Cont.)

### FEWEST YARDS PENALIZED

Season  
427 1961  
704 1978\*

Game  
0 12/5/65 @ Philadelphia  
0 10/21/62 @ Pittsburgh

### OPPONENT/MOST YARDS PENALIZED

Season  
989 1980  
781 1964\*\*

Game  
166 10/9/77 @ St. Louis  
149 11/6/60 vs. Los Angeles

### BOTH TEAMS, FEWEST YDS. PENAL.

Season  
789 1961

Game  
10 12/10/61 @ St. Louis

### PUNTING

#### MOST PUNTS

Season  
83 1977, 81

Game  
10 11/15/76 vs. Buffalo  
10 10/13/63 vs. Detroit

#### OPPONENT/MOST PUNTS

Season  
108 1978  
103 1977\*\*

Game  
11 9/30/62 @ Los Angeles  
11 9/15/74 @ Atlanta  
11 11/15/76 vs. Buffalo

#### HIGHEST AVERAGE

Season  
45.4 1962

Game  
53.4 11/3/68 vs. New Orleans (4)

#### OPPONENT/HIGHEST AVERAGE

Season  
45.5 1961

Game  
54.3 10/17/65 @ Cleveland (6)

### PUNT RETURNS

#### MOST PUNT RETURNS

63 1978  
62 1974\*\*

Game  
9 11/15/76 vs. Buffalo

#### MOST PUNT RETURN YARDS

Season  
573 1974  
556 1980\*

Game  
122 12/8/68 vs. Pittsburgh

#### OPPONENT/MOST PUNT RETURNS

Season  
43 1970  
40 1978\*

\*16-game record;

Game  
7 10/13/63 vs. Detroit  
7 12/13/75 vs. Washington

#### OPPONENT/MOST PUNT RETURN YDS.

Season  
343 1974  
311 1978\*

Game  
109 11/16/70 vs. St. Louis

### KICKOFF RETURN

#### MOST KICKOFF RETURNS

Season  
68 1979  
66 1960

Game  
9 10/18/70 @ Minnesota

#### MOST KICKOFF RETURN YARDS

Season  
1,376 1971  
1,322 1979\*

Game  
260 11/7/65 vs. San Francisco

#### OPPONENT/MOST KICKOFF RETURNS

Season  
78 1966  
73 1978, 80\*

Game  
10 9/15/68 vs. Detroit

#### OPPONENT/MOST KICKOFF RET. YDS.

Season  
1,709 1978  
1,699 1966\*\*

Game  
261 11/6/66 @ Philadelphia

### FUMBLES

#### MOST FUMBLES

Season  
46 1961  
45 1981\*

Game  
7 10/11/71 vs. N.Y. Giants

#### MOST FUMBLES LOST

Season  
21 1961, 71, 79

Game  
5 11/13/68 @ New Orleans  
5 10/11/71 vs. N.Y. Giants  
5 11/10/75 vs. Kansas City

#### OPPONENT/MOST FUMBLES

Season  
44 1973  
43 1981\*

Game  
7 11/28/65 @ Washington  
7 11/10/75 vs. Kansas City

#### OPPONENT/MOST FUMBLES LOST

Season  
25 1971  
20 1980\*

Game  
5 10/11/71 vs. N.Y. Giants  
5 9/16/73 @ Chicago  
5 10/12/80 vs. San Francisco

\*\*14-game record

# Miscellaneous Records

## INDIVIDUAL

### **MOST CONSECUTIVE PASSES COMPLETED**

- 12 Roger Staubach (last 11 vs. Baltimore, Sept. 4, 1978, and first one vs. N.Y. Giants, Sept. 10, 1978).

### **MOST CONSECUTIVE PASSES WITHOUT INTERCEPTION**

- 166 Don Meredith (began vs. Philadelphia, Dec. 5, 1965, ended vs. St. Louis, Oct. 16, 1966).

### **MOST CONSECUTIVE GAMES RUSH FOR TD**

- 6 Tony Dorsett in 1977.

### **MOST CONSECUTIVE GAMES CATCH TD PASS**

- 7 Frank Clarke (final game of 1961 season, first six games in '62).  
7 Bob Hayes (final three games of 1965 season, first four games in 1966).

### **MOST CONSECUTIVE GAMES INTERCEPT PASS**

- 5 Don Bishop in 1961.

### **MOST CONSECUTIVE PATs**

- 99 Mike Clark (last 17 in 1969, all 35 in 1970 and all 47 in 1971).

### **MOST CONSECUTIVE GAMES AT LEAST ONE PASS CATCH**

- 58 Drew Pearson (final three games of 1974 season, all of 1975, 1976 and 1977, first 13 games of 1978; ended vs. New England, Dec. 3, 1978).

### **MOST CONSECUTIVE FG**

- 9 Rafael Septien (began vs. New England, Sept. 21, 1981, ended vs. Miami, Oct. 25, 1981)

### **MOST CONSECUTIVE GAMES KICK FG**

- 10 Mike Clark (final nine games of 1969 season, first game in 1970).  
10 Toni Fritsch, twice (final seven games of 1972 season, first three games in 1973; first 10 games in 1975).

### **MOST SEASONS PLAYED**

- 14 Bob Lilly (1961-74)  
Lee Roy Jordan (1963-76)  
Jethro Pugh (1965-78)  
13 Cornell Green (1962-74)  
Dave Edwards (1963-75)  
D. D. Lewis (1968, 1970-81)

### **MOST CONSECUTIVE GAMES PLAYED**

- 196 Bob Lilly (from 1961 through 1974).  
168 Cornell Green (1962-74)  
143 Billy Joe DuPree (1973-82)

### **MOST UNASSISTED TACKLES IN A GAME**

- 14 Lee Roy Jordan vs. Philadelphia, Oct. 28, 1973.

### **MOST ASSISTED TACKLES IN A GAME**

- 15 Jerry Tubbs vs. Chicago, Nov. 27, 1960.

### **MOST TACKLES COMBINED IN A GAME**

- 21 Lee Roy Jordan vs. Philadelphia, Sept. 26, 1971.

## TEAM

### **\*CONSECUTIVE WINNING SEASONS**

- 17 (1966-82)

### **\*CONSECUTIVE PLAYOFF APPEARANCES**

- 8 (1966-73, 1975-82)

### **\*CONSECUTIVE SEASON-OPENING VICTORIES**

- 17 (1965-81)

### **ALL-TIME TEXAS STADIUM RECORD**

- 79-17 (1971-82, regular season and playoffs)

### LONGEST HOME WINNING STREAK

18 games (began Sept. 8, 1980 @ Washington, ended Sept. 13, 1982 vs. Pittsburgh)

### MOST CONSECUTIVE GAMES INTERCEPT PASS

28 Every game in 1962 and 1963.

### MOST CONSECUTIVE PATS

162 1969, 1970, 1971, 1972, 1973.

### MOST CONSECUTIVE GAMES WITHOUT LOSING FUMBLE

3 1973, 1974, 1975, 1976 and 1977.

\*NFL record

#### PAT Record

21 of 23 in 1960 — last 17 straight.	37 of 38 in 1974 — first 4, last 33.
29 of 29 in 1961 — all 29.	38 of 40 in 1975 — last 34.
50 of 51 in 1962 — first 33, last 17.	34 of 34 in 1976 — all 34.
38 of 40 in 1963 — first 32.	39 of 41 in 1977 — first 14, last 16.
28 of 30 in 1964 — last 23.	46 of 48 in 1978 — first 8, last one.
37 of 38 in 1965 — last 24.	40 of 45 in 1979 — first one, last 26.
56 of 56 in 1966 — all 56.	59 of 60 in 1980 — first 52, last 7.
41 of 44 in 1967 — first 8, last 1.	40 of 40 in 1981 — all 40
54 of 54 in 1968 — all 54.	28 of 28 in 1982 — all 28
43 of 44 in 1969 — first 26, last 17.	
35 of 35 in 1970 — all 35.	
50 of 50 in 1971 — all 50.	
36 of 36 in 1972 — all 36.	
45 of 46 in 1973 — first 24, last 21.	

## Largest Margin of Victory

- 49 points, (56-7) vs. Philadelphia, 1966
- 46 points, (59-13) vs. Detroit, 1968
- 45 points, (52-7) vs. NY Giants, 1966
- 45 points, (59-14) vs. San Francisco, 1980
- 44 points, (51-7) vs. Seattle, 1980
- 42 points, (52-10) vs. Houston, 1970
- 42 points, (52-10) vs. NY Jets, 1971
- 38 points, (52-14) vs. Cleveland, 1967  
(Eastern Conference Championship Game)
- 38 points, (38-0) vs. Baltimore, 1978
- 38 points, (38-0) vs. Tampa Bay, 1982  
(1981 NFC Divisional Playoff)
- 37 points, (40-3) vs. New Orleans, 1973
- 37 points, (37-0) vs. Detroit, 1977
- 35 points, (49-14) vs. Philadelphia, 1969
- 35 points, (42-7) vs. Philadelphia, 1971
- 35 points, (45-10) vs. St. Louis, 1973
- 34 points, (34-0) vs. Washington, 1970

## Largest Margin of Defeat

- 41 points, (48-7) vs. Cleveland, 1960
- 41 points, (54-13) vs. Minnesota, 1970
- 38 points, (45-7) vs. Baltimore, 1960
- 38 points, (38-0) vs. St. Louis, 1970
- 36 points, (43-7) vs. Philadelphia, 1961
- 34 points, (41-7) vs. Green Bay, 1960
- 32 points, (52-20) vs. St. Louis, 1962
- 32 points, (42-10) vs. Cleveland, 1969
- 31 points, (45-14) @ San Francisco, 1981
- 30 points, (37-7) vs. Pittsburgh, 1961

# Cowboys Big Days

## RUSHING

(includes all 100-yard days)

- 206—Tony Dorsett vs. Philadelphia, Dec. 4, 1977 (23 carries).
- 183—Tony Dorsett @ N.Y. Giants, Nov. 9, 1980 (24 carries).
- 175—Tony Dorsett @ Baltimore, Dec. 6, 1981 (30 carries)
- 162—Tony Dorsett @ New England, Sept. 21, 1981 (19 carries)
- \*160—Tony Dorsett vs. Los Angeles, Dec. 28, 1980 (22 carries).
- 159—Tony Dorsett vs. Los Angeles, Oct. 18, 1981 (27 carries)
- 154—Tony Dorsett vs. St. Louis, Sept. 24, 1978 (21 carries).
- 153—Tony Dorsett @ Minnesota, Jan. 3, 1983 (16 carries).
- 153—Calvin Hill vs. San Francisco, Nov. 10, 1974 (32 carries).
- 152—Tony Dorsett vs. New Orleans, Nov. 19, 1978 (25 carries).
- 150—Calvin Hill @ Washington, Nov. 16, 1969 (27 carries).
- 149—Tony Dorsett @ Green Bay, Nov. 12, 1978 (23 carries).
- 147—Tony Dorsett vs. Baltimore, Sept. 4, 1978 (15 carries).
- 145—Tony Dorsett @ Minnesota, Oct. 7, 1979 (21 carries).
- \*143—Duane Thomas vs. San Francisco, Jan. 3, 1971 (27 carries).
- 141—Tony Dorsett @ St. Louis, Oct. 9, 1977 (14 carries).
- 140—Calvin Hill vs. Philadelphia, Oct. 20, 1974 (26 carries).
- 138—Calvin Hill @ New Orleans, Sept. 28, 1969 (23 carries).
- 137—Don Perkins vs. St. Louis, Oct. 28, 1962 (24 carries).
- 137—Don Perkins vs. N. Y. Giants, Oct. 11, 1964 (17 carries).
- \*135—Duane Thomas vs. Detroit, Dec. 26, 1970 (30 carries).
- 134—Duane Thomas @ Kansas City, Oct. 25, 1970 (20 carries).
- 133—Don Perkins @ Green Bay, Oct. 24, 1965 (22 carries).
- 132—Tony Dorsett @ Washington, Sept. 6, 1981 (20 carries)
- 130—Calvin Hill @ Chicago, Sept. 16, 1973 (31 carries).
- 129—Tony Dorsett vs. St. Louis, Sept. 13, 1981 (16 carries)
- \*125—Calvin Hill @ San Francisco, Dec. 23, 1972 (18 carries).
- 124—Robert Newhouse @ St. Louis, Dec. 16, 1973 (19 carries).
- 123—Don Perkins vs. Cleveland, Dec. 3, 1961 (20 carries).
- 123—Duane Thomas vs. Washington, Dec. 6, 1970 (19 carries).
- 123—Calvin Hill vs. N. Y. Giants, Oct. 21, 1973 (23 carries).
- 122—Tony Dorsett vs. Miami, Oct. 25, 1981 (24 carries)
- 122—Scott Laidlaw vs. Washington, Nov. 23, 1978 (16 carries)
- 122—Tony Dorsett vs. St. Louis, Nov. 16, 1980 (26 carries).
- 121—Walt Garrison vs. Washington, Dec. 9, 1972 (10 carries).
- 121—Tony Dorsett @ N.Y. Jets, Dec. 17, 1978 (29 carries).
- 120—Robert Newhouse @ Seattle, Oct. 3, 1976 (19 carries).
- 120—Calvin Hill @ St. Louis, Dec. 3, 1972 (26 carries).
- 119—Tony Dorsett vs. Cincinnati, Sept. 30, 1979 (20 carries).
- 117—Tony Dorsett vs. Buffalo, Nov. 9, 1981 (28 carries)
- 117—Amos Marsh vs. Cleveland, Dec. 2, 1962 (17 carries).
- 117—Calvin Hill @ Philadelphia, Sept. 20, 1970 (25 carries).
- 117—Calvin Hill vs. Atlanta, Oct. 11, 1970 (29 carries).
- 116—Tony Dorsett vs. Cleveland, Nov. 25, 1982 (20 carries).
- 115—Tony Dorsett vs. Washington, Nov. 22, 1981 (23 carries)
- 115—Duane Thomas vs. Houston, Dec. 20, 1970 (17 carries).
- 114—Dan Reeves @ Cleveland, Sept. 17, 1967 (18 carries).
- 112—Duane Thomas vs. N. Y. Jets, Dec. 4, 1971 (14 carries).
- 111—Don Perkins vs. Cleveland, Nov. 24, 1966 (23 carries).
- 111—Don Perkins vs. Atlanta, Nov. 5, 1967 (21 carries).
- 111—Calvin Hill vs. Washington, Dec. 9, 1972 (24 carries).
- 111—Tony Dorsett @ N.Y. Giants, Sept. 10, 1978 (24 carries).
- 111—Tony Dorsett vs. St. Louis, Oct. 21, 1979 (20 carries).
- \*110—Tony Dorsett vs. Tampa Bay, Jan. 9, 1983 (26 carries).
- 110—Calvin Hill vs. Washington, Dec. 9, 1973 (27 carries).

\*Playoff Game.



## Cowboys Big Days (Cont.)

- 109—Amos Marsh @ Washington, Nov. 4, 1962 (10 carries).
- 109—Don Perkins @ Washington, Sept. 29, 1963 (25 carries).
- 109—Calvin Hill vs. New Orleans, Nov. 9, 1969 (13 carries).
- 108—Don Perkins vs. Minnesota, Sept. 24, 1961 (17 carries).
- 108—Don Perkins @ Pittsburgh, Oct. 21, 1962 (20 carries).
- 108—Dan Reeves vs. Washington, Dec. 11, 1966 (10 carries).
- \*108—Don Perkins vs. Green Bay, Jan. 1, 1967 (17 carries).
- 108—Calvin Hill vs. Pittsburgh, Oct. 8, 1972 (23 carries).
- 108—Robert Newhouse @ N.Y. Jets, Dec. 21, 1975 (19 carries).
- 108—Robert Newhouse @ St. Louis, Sept. 2, 1979 (18 carries).
- 108—Tony Dorsett vs. Chicago, Sept. 16, 1979 (20 carries).
- 108—Tony Dorsett vs. N.Y. Giants, December 2, 1979 (29 carries).
- 107—Tony Dorsett vs. Seattle, Nov. 27, 1980 (24 carries).
- 105—Tony Dorsett vs. New Orleans, Dec. 19, 1982 (25 carries).
- 104—Duane Thomas @ Washington, Nov. 22, 1970 (16 carries).
- 104—Scott Laidlaw vs. Philadelphia, Sept. 12, 1976 (19 carries).
- 103—Don Perkins @ Washington, Nov. 17, 1968 (13 carries).
- 103—Calvin Hill @ Washington, Oct. 8, 1973 (21 carries).
- 103—Tony Dorsett vs. Los Angeles, Oct. 14, 1979 (24 carries).
- 102—Walt Garrison vs. N. Y. Giants, Oct. 27, 1969 (16 carries).
- 101—Tony Dorsett vs. Philadelphia, Dec. 13, 1981 (28 carries)
- \*101—Tony Dorsett @ Los Angeles, Jan. 8, 1979 (17 carries)
- 101—Duane Thomas @ St. Louis, Nov. 7, 1971 (26 carries).
- 101—Preston Pearson vs. Green Bay, Oct. 19, 1975 (15 carries).
- 101—Robert Newhouse @ Green Bay, Nov. 12, 1978 (18 carries).
- 100—Calvin Hill @ Philadelphia, Nov. 19, 1972 (15 carries).
- 100—Calvin Hill @ Philadelphia, Oct. 28, 1973 (25 carries).
- 100—Tony Dorsett vs. Tampa Bay, Sept. 21, 1980 (20 carries).

## PASSING

- 460—Don Meredith @ San Francisco, Nov. 10, 1963 (30 of 48).
- 406—Don Meredith @ Washington, Nov. 13, 1966 (21 of 29).
- 394—Don Meredith @ Philadelphia, Nov. 6, 1966 (14 of 24).
- 358—Don Meredith vs. N. Y. Giants, Sept. 18, 1966 (14 of 24).
- 354—Danny White vs. Miami, Oct. 25, 1981 (22 of 32).
- 349—Craig Morton vs. Houston, Dec. 20, 1970 (13 of 17).
- 347—Danny White vs. Pittsburgh, Sept. 13, 1982 (25 of 36).
- 345—Eddie LeBaron vs. Pittsburgh, Sept. 24, 1960 (15 of 28).
- 339—Roger Staubach vs. Baltimore, Sept. 26, 1976 (22 of 28).
- 336—Roger Staubach vs. Washington, Dec. 16, 1979 (24 of 42).
- 326—Don Meredith vs. St. Louis, Dec. 11, 1965 (16 of 30).
- \*322—Danny White @ Atlanta, Jan. 4, 1981 (25 of 39).
- 314—Roger Staubach @ Philadelphia, Oct. 26, 1975 (27 of 49).
- 308—Roger Staubach vs. Philadelphia, November 12, 1979 (17 of 28).
- 307—Roger Staubach vs. St. Louis, Sept. 28, 1975 (23 of 34).
- 306—Don Meredith @ Philadelphia, Oct. 13, 1968 (21 of 38).
- 303—Roger Staubach @ Cleveland, Sept. 24, 1979 (21 of 39).
- 302—Don Meredith vs. Philadelphia, Nov. 17, 1963 (25 of 33).

## RECEIVING

- 246 — Bob Hayes @ Washington, Nov. 13, 1966 (9 catches).
- 241 — Frank Clarke vs. Washington, Sept. 16, 1962 (10 catches).
- 223 — Lance Rentzel vs. Washington, Nov. 19, 1967 (13 catches).
- 213 — Tony Hill vs. Philadelphia, November 12, 1979 (7 catches).
- 195 — Bob Hayes vs. N. Y. Giants, Sept. 18, 1966 (6 catches).
- 190 — Frank Clarke @ San Francisco, Nov. 10, 1963 (8 catches).
- 188 — Drew Pearson @ Detroit, Oct. 6, 1975 (6 catches).
- 187 — Bob Hayes vs. Houston, Dec. 20, 1970 (6 catches).
- 177 — Bob Hayes vs. Philadelphia, Oct. 10, 1965 (8 catches).
- 170 — Bob Hayes @ Pittsburgh, Oct. 22, 1967 (7 catches).
- 168 — Frank Clarke @ N.Y. Giants, Oct. 20, 1963 (4 catches).
- 161 — Drew Pearson @ Philadelphia, Sept. 23, 1974 (10 catches).

# Cowboys Longest Plays

## LONG RUNS FROM SCRIMMAGE

- 99—Tony Dorsett @ Minnesota, Jan. 3, 1983 (TD).
- 84—Tony Dorsett vs. Philadelphia, Dec. 4, 1977 (TD).
- 77—Tony Dorsett vs. St. Louis, Oct. 9, 1977 (TD).
- 75—Tony Dorsett @ New England, Sept. 21, 1981 (TD).
- 73—Amos Bullocks vs. Chicago, Nov. 18, 1962 (TD).
- 71—Amos Marsh vs. N.Y. Giants, Oct. 15, 1961.
- 70—Amos Marsh vs. Washington, Nov. 4, 1962.
- 68—Les Shy vs. Philadelphia, Oct. 9, 1966.
- 67—Dan Reeves vs. Washington, Dec. 11, 1966 (TD).
- 64—Jim Stiger vs. Washington, Nov. 22, 1964.
- 63—Tony Dorsett vs. New Orleans, Nov. 19, 1978.
- 59—Don Perkins vs. Pittsburgh, Sept. 27, 1964.
- 59—Scott Laidlaw vs. Washington, Nov. 23, 1978.
- 59—James Jones @ Baltimore, Dec. 6, 1981 (TD).
- 56—Frank Clarke vs. New Orleans, Nov. 12, 1967.
- 56—Duane Thomas vs. New England, Oct. 24, 1971 (TD).
- 56—Tony Dorsett vs. N.Y. Giants, Nov. 9, 1980.
- 55—Calvin Hill vs. New Orleans, Nov. 9, 1969.

## LONG FORWARD PASSES

- 95—Don Meredith to Bob Hayes vs. Washington, Nov. 13, 1966 (TD).
- 91—Roger Staubach to Tony Dorsett vs. Baltimore, Sept. 4, 1978 (TD).
- 89—Craig Morton to Bob Hayes vs. Kansas City, Oct. 25, 1970 (TD).
- \*86—Don Meredith to Bob Hayes vs. Cleveland, Dec. 24, 1967 (TD).
- 86—Craig Morton to Lance Rentzel vs. Philadelphia, Nov. 1, 1970 (TD).
- 85—Eddie LeBaron to Amos Marsh vs. Los Angeles, Sept. 30, 1962 (TD).
- 85—Roger Staubach to Bob Hayes vs. N.Y. Giants, Dec. 12, 1971 (TD).
- 84—Don Meredith to Pete Gent vs. Pittsburgh, Oct. 30, 1966 (TD).

## LONG PUNTS

- 84—Ron Widby vs. New Orleans, Nov. 3, 1968.
- 75—Billy Lothridge vs. N.Y. Giants, Oct. 11, 1964.
- 75—Sam Baker vs. Los Angeles, Sept. 30, 1962.
- 73—Danny White vs. Los Angeles, Oct. 14, 1979.
- 71—Billy Lothridge vs. St. Louis, Sept. 12, 1964.
- 71—Sam Baker vs. N.Y. Giants, Dec. 16, 1962.

## LONG PUNT RETURNS

- 98—Dennis Morgan vs. St. Louis, Oct. 13, 1974 (TD).
- 90—Bob Hayes vs. Pittsburgh, Dec. 8, 1968 (TD).
- 69—Bob Hayes vs. St. Louis, Nov. 23, 1967 (TD).
- 69—Mel Renfro vs. Green Bay, Nov. 29, 1964 (TD).
- \*68—Bob Hayes vs. Cleveland, Dec. 24, 1967.
- 63—Bob Hayes vs. N.Y. Giants, Dec. 15, 1968 (TD).
- \*63—Golden Richards vs. Minnesota, Dec. 30, 1973 (TD).
- 55—Butch Johnson vs. Philadelphia, Dec. 5, 1966.
- 52—James Jones vs. Washington, Nov. 23, 1980.
- 51—Mel Renfro vs. Cleveland, Oct. 4, 1964.
- 50—Bob Hayes vs. Washington, Nov. 16, 1969.

## LONG KICKOFF RETURNS

- 101—Amos Marsh vs. Philadelphia, Oct. 14, 1962 (TD).
- 101—Ike Thomas vs. N.Y. Jets, Dec. 4, 1971 (TD).
- 100—Mark Washington vs. Washington, Nov. 22, 1970 (TD).
- 100—Mel Renfro vs. San Francisco, Nov. 7, 1965 (TD).
- 97—Thomas Henderson vs. St. Louis, Sept. 28, 1975 (TD).
- \*89—Rod Hill vs. Green Bay, Jan. 16, 1982.
- 89—Ike Thomas vs. Los Angeles, Nov. 25, 1971 (TD).
- 87—Mel Renfro vs. Pittsburgh, Oct. 30, 1966 (TD).

## LONG INTERCEPTION RETURNS

- 100—Mike Gaechter vs. Philadelphia, Oct. 14, 1962 (TD).
- 96—Dennis Thurman @ Washington, Sept. 6, 1981.
- 90—Mel Renfro vs. St. Louis, Oct. 4, 1965 (TD).
- 86—Mike Gaechter vs. Washington, Nov. 3, 1963.

## LONG FUMBLE RETURNS

- 97—Chuck Howley vs. Atlanta, Oct. 2, 1966 (TD).
- 86—Michael Downs @ Houston, Dec. 13, 1982 (TD).
- 84—Don Bishop vs. St. Louis, Oct. 28, 1962 (TD).
- 72—Benny Barnes @ San Francisco, Oct. 11, 1981 (TD).
- 63—Jim Ridlon vs. Philadelphia, Dec. 6, 1964 (TD).

## LONG RETURNS OF FIELD-GOAL ATTEMPTS

- 94—Jerry Norton vs. St. Louis, Dec. 9, 1962 (TD).
- 60—Mike Gaechter vs. Washington, Nov. 28, 1965 (TD).
- 60—Obert Logan vs. N.Y. Giants, Dec. 19, 1965 (TD).

\*Playoff Game.



## THE PLAYOFF RECORDS

DUANE THOMAS IN SUPER BOWL VI

# Cowboys Individual Playoff Records

## SCORING

### TOTAL POINTS

- 18 Craig Baynham (12/24/67 vs. Cleveland), 3 TDs
- 18 Preston Pearson (1/4/76 @ Los Angeles), 3 TDs
- 13 Toni Fritsch (1/4/76 @ Los Angeles) (kicker)
- 13 Efen Herrera (12/26/77 vs. Chicago) (kicker)
- 13 Rafael Septien (1/16/83 vs. Green Bay) (kicker)

### TOUCHDOWNS

- 3 Craig Baynham (12/24/67 vs. Cleveland), 2 run, 1 pass
- 3 Preston Pearson (1/4/76 @ Los Angeles), 3 pass

### FIELD GOALS MADE

- 3 Toni Fritsch (12/23/72 @ San Francisco)
- 3 Toni Fritsch (1/4/76 @ Los Angeles)
- 3 Efen Herrera (12/26/77 vs. Chicago)
- 3 Rafael Septien (1/9/83 vs. Tampa Bay and 1/16/83 vs. Green Bay)

### LONGEST FIELD GOAL

- 50 Rafael Septien (1/16/83 vs. Green Bay)

### FIELD GOALS ATTEMPTED

- 5 Efen Herrera (1/15/78 vs. Denver), 2 FG

### EXTRA POINTS ATTEMPTED - MADE

- 7-7 Danny Villanueva (12/24/67 vs. Cleveland)

## RUSHING

### RUSHING YARDS

- 160 Tony Dorsett (12/28/80 vs. Los Angeles), 22 carries

### RUSHING ATTEMPTS

- 30 Duane Thomas (12/26/70 vs. Detroit)

### TOUCHDOWNS RUSHING

- 2 Don Perkins (12/24/67 vs. Cleveland)
- 2 Craig Baynham (12/24/67 vs. Cleveland)
- 2 Tony Dorsett (12/26/77 vs. Chicago)

### RUSHING AVERAGE (Min. 10 Attempts)

- 7.2 Tony Dorsett (12/28/80 vs. Los Angeles), 22-160
- 6.9 Calvin Hill (12/23/72 @ San Francisco), 18-125
- 6.4 Don Perkins (1/1/67 vs. Green Bay), 17-108

### LONGEST RUN

- 53 Tony Dorsett (1/7/79 @ Los Angeles)

## PASSING

### PASSING YARDS

- 322 Danny White (1/4/81 @ Atlanta), 25 of 39
- 312 Danny White (1/9/83 vs. Tampa Bay), 27 of 45
- 246 Roger Staubach (12/28/75 @ Minnesota), 15 of 24
- 238 Don Meredith (1/1/67 vs. Green Bay), 15 of 31

### PASS ATTEMPTS

- 45 Danny White (1/9/83 vs. Tampa Bay), 27 completions
- 39 Danny White (1/4/81 @ Atlanta), 25 completions
- 37 Roger Staubach (12/19/76 vs. Los Angeles), 15 completions
- 36 Danny White (1/16/83 vs. Green Bay), 23 completions
- 31 Don Meredith (1/1/67 vs. Green Bay), 15 completions

### PASS COMPLETIONS

- 27 Danny White (1/9/83 vs. Tampa Bay), 45 attempts
- 25 Danny White (1/4/81 @ Atlanta), 39 attempts
- 23 Danny White (1/16/83 vs. Green Bay), 36 attempts
- 17 Roger Staubach (12/28/75 @ Minnesota), 29 attempts
- 17 Roger Staubach (1/15/78 vs. Denver), 25 attempts
- 17 Roger Staubach (1/21/79 vs. Pittsburgh), 30 attempts

### TOUCHDOWN PASSES

- 4 Roger Staubach (1/4/76 @ Los Angeles)

## Playoff Records (Cont.)

### PASS RECEIVING

#### RECEPTIONS

- 7 Billy Parks (12/23/72 @ San Francisco), 136 yards
- 7 Preston Pearson (1/4/76 @ Los Angeles), 123 yards
- 7 Drew Pearson (1/9/83 vs. Tampa Bay), 95 yards
- 7 Tony Hill (1/16/83 vs. Green Bay), 142 yards
- 7 Tommy Newsome (1/16/83 vs. Green Bay), 70 yards

#### RECEIVING YARDS

- 144 Bob Hayes (12/24/67 vs. Cleveland), 5 receptions
- 142 Tony Hill (1/16/83 vs. Green Bay), 7 receptions

#### TOUCHDOWNS RECEIVING

- 3 Preston Pearson (1/4/76 @ Los Angeles)

### RUSHING-RECEIVING

- 188 Tony Dorsett (12/28/80 vs. Los Angeles), 160 rushing, 28 receiving
- 167 Duane Thomas (1/3/71 vs. San Francisco), 143 rushing, 24 receiving

### COMBINED YARDAGE

- 285 Bob Hayes (12/24/67 vs. Cleveland), 5/144 receiving, 3/141 punt returns

### PUNTING

#### PUNTS

- 9 Ron Widby (1/17/71 vs. Baltimore), 38.6 average

#### PUNT AVERAGE

- 46.7 Marv Bateman (12/23/73 vs. Los Angeles), 7 punts

### PUNT RETURNS

#### PUNT RETURNS

- 5 James Jones (12/28/80 vs. Los Angeles), 81 yards
- 5 Ron Fellows (1/9/83 vs. Tampa Bay), 57 yards

#### PUNT RETURN YARDAGE

- 141 Bob Hayes (12/24/67 vs. Cleveland), 3 returns

#### LONGEST PUNT RETURN

- 68 Bob Hayes (12/24/67 vs. Cleveland)

#### PUNT RETURN AVERAGE

- 47.0 Bob Hayes (12/24/67 vs. Cleveland), 3 for 141 yards

#### FAIR CATCHES

- 4 Lance Rentzel (12/21/68 @ Cleveland)
- 4 Cliff Harris (12/23/72 @ San Francisco)

### KICKOFF RETURNS

#### KICKOFF RETURNS

- 5 Mel Renfro (1/1/67 vs. Green Bay), 124 yards

#### KICKOFF RETURN YARDAGE

- 124 Mel Renfro (1/1/67 vs. Green Bay), 5 returns

#### LONGEST KICKOFF RETURN

- 89 Rod Hill (1/9/83 vs. Green Bay)
- 48 Thomas Henderson (1/18/76 vs. Pittsburgh)

#### KICKOFF RETURN YARDAGE

- 39.3 Rod Hill (1/9/83 vs. Green Bay), 3 for 118 yards

### INTERCEPTIONS

#### INTERCEPTIONS

- 3 Charlie Waters (12/26/77 vs. Chicago)
- 3 Dennis Thurman (1/16/83 vs. Green Bay)

#### INTERCEPTION RETURN YARDAGE

- 68 Thomas Henderson (1/8/79 @ Los Angeles), on 1 int.

#### LONGEST INTERCEPTION RETURN

- 68 Thomas Henderson (1/8/79 @ Los Angeles)

## Playoff Records (Cont.)

### PASSES HAD INTERCEPTED

- 4 Roger Staubach (12/30/73 vs. Minnesota)

### COMPLETION PERCENTAGE (Min. 12 completions)

- 68.0 Roger Staubach (1/15/78 vs. Denver), 17 of 25  
66.7 Danny White (1/10/82 @ San Francisco), 16 of 24  
64.1 Danny White (1/4/81 @ Atlanta), 25 of 39

### LONGEST COMPLETION

- 86 Don Meredith to Bob Hayes (12/24/67 vs. Cleveland), TD  
83 Roger Staubach to Drew Pearson (12/23/73 vs. L.A.), TD

### MOST TIMES SACKED

- 7 Roger Staubach (12/23/73 vs. Los Angeles)  
7 Roger Staubach (1/18/76 vs. Pittsburgh)

# Miscellaneous Individual Records

## PLAYOFFS

### MOST GAMES PLAYED

- 27\* D. D. Lewis (SB-5; NFC-9; NFC-D-12; NFC-WC-1)  
26 Larry Cole (SB-5; NFC-8; NFC-D-12; NFC-WC-1)  
25 Charlie Waters (SB-5; NFC-9; NFC-D-10; NFC-WC-1)  
23 Jethro Pugh (SB-4; NFC-9; NFC-D-10)

### MOST SUPER BOWLS PLAYED

- 5\* Larry Cole, Cliff Harris, D. D. Lewis, Charlie Waters,  
Rayfield Wright

### MOST CONSECUTIVE PASSES WITHOUT INTERCEPTION

- 99 Roger Staubach (began vs. Minnesota, Dec. 25, 1971, ended  
vs. Minnesota, Dec. 30, 1973).

### MOST CONSECUTIVE GAMES RUSH FOR TD

- 3 Duane Thomas (began December 25, 1971 vs. Minnesota,  
ended January 16, 1972, after Super Bowl victory).  
3 Tony Dorsett (began December 26, 1977 vs. Chicago, ended  
December 30, 1978 vs. Atlanta; began Jan. 11, 1981  
@ Philadelphia, ongoing).

### MOST CONSECUTIVE GAMES CATCH TD PASS

- 2 Golden Richards (vs. Minnesota, January 1, 1978 and vs.  
Denver, January 15, 1978).  
2 Drew Pearson (vs. Los Angeles, December 28, 1980 and vs.  
Atlanta, January 4, 1981).

### MOST CONSECUTIVE GAMES INTERCEPT PASS

- 3 Mel Renfro (vs. Detroit, December 26, 1970; vs. San Francisco  
January 3, 1971; and vs. Baltimore, January 17, 1971).  
3 Randy Hughes (vs. Denver, January 15, 1978; vs. Atlanta,  
December 30, 1978; and vs. Los Angeles, January 7, 1979).

### MOST CONSECUTIVE GAMES AT LEAST ONE PASS CATCH

- 21 Drew Pearson (began vs. Los Angeles, December 23, 1973,  
ongoing).

### MOST CONSECUTIVE FIELD GOALS MADE

- 15\* Rafael Septien (began vs. Pittsburgh Jan. 21, 1979, ended  
@ Washington Jan. 22, 1983).

### MOST CONSECUTIVE GAMES KICK FG

- 7 Toni Fritsch (started vs. San Francisco, December 23, 1972,  
ended after January 18, 1976, vs. Pittsburgh).

\*NFL Record

# Cowboys Team Playoff Records

## SINGLE GAME

### SCORING

#### MOST POINTS SCORED

52 12/24/67 vs. Cleveland.  
(Dallas 52, Cleveland 14)

#### FEWEST POINTS SCORED

3 12/31/72 @ Washington,  
(Washington 26, Dallas 3)

#### OPPONENT/MOST POINTS SCORED

38 12/28/69 vs. Cleveland,  
(Cleveland 38, Dallas 14)

#### OPPONENT/FEWEST POINTS SCORED

0 12/26/70 vs. Detroit,  
(Dallas 5, Detroit 0)  
0 1/7/79 @ Los Angeles,  
(Dallas 28, Los Angeles 0)  
0 1/2/82 vs. Tampa Bay  
(Dallas 38, Tampa Bay 0)

#### MOST DECISIVE WIN

38 1/2/82 vs. Tampa Bay  
(Dallas 38, Tampa Bay 0)  
38 12/24/67 vs. Cleveland,  
(Dallas 52, Cleveland 14)

#### MOST DECISIVE LOSS

24 12/28/69 vs. Cleveland,  
(Cleveland 38, Dallas 14)

#### MOST POINTS COMBINED

66 12/24/67 vs. Cleveland,  
(Dallas 52, Cleveland 14)  
66 1/21/79 vs. Pittsburgh,  
(Pittsburgh 35, Dallas 31)

### FIRST DOWNS

#### MOST FIRST DOWNS

29 12/28/80 vs. Los Angeles  
29 1/9/83 vs. Green Bay

#### FEWEST FIRST DOWNS

8 12/31/72 @ Washington

#### OPPONENT/MOST FIRST DOWNS

26 1/10/82 @ San Francisco  
22 12/28/69 vs. Cleveland

#### OPPONENT/FEWEST FIRST DOWNS

7 12/26/70 vs. Detroit

#### MOST FIRST DOWNS BY:

##### Rushing

19 12/28/80 vs. Los Angeles

##### Passing

19 1/9/83 vs. Green Bay  
19 1/22/83 @ Washington

##### Penalty

2 8 times, last 1/10/82 @  
San Francisco

#### FEWEST FIRST DOWNS BY:

##### Rushing

2 1/22/83 @ Washington

##### Passing

3 12/26/70 vs. Detroit  
3 12/31/72 @ Washington

#### OPPONENT/MOST FIRST DOWNS BY:

##### Rushing

14 12/30/73 vs. Minnesota

##### Passing

17 12/28/69 vs. Cleveland  
17 1/10/82 @ San Francisco

##### Penalty

4 1/17/71 vs. Baltimore

#### OPPONENT/FEWEST FIRST DOWNS BY:

##### Rushing

1 1/4/76 @ Los Angeles

##### Passing

1 1/15/78 vs. Denver

### TOTAL YARDS

#### MOST NET YARDS GAINED

528 12/28/80 vs. Los Angeles

#### FEWEST NET YARDS GAINED

153 12/30/73 vs. Minnesota

#### OPPONENT/MOST NET YARDS GAINED

466 1/16/83 vs. Green Bay  
393 1/10/82 @ San Francisco

#### OPPONENT/FEWEST NET YARDS GAINED

118 1/4/76 @ Los Angeles

### RUSHING

#### MOST YARDS RUSHING

345 1/2/82 vs. Tampa Bay  
338 12/28/80 vs. Los Angeles

#### FEWEST YARDS RUSHING

65 1/22/83 @ Washington  
85 12/19/76 vs. Los Angeles

#### OPPONENT/MOST YARDS RUSHING

263 1/11/81 @ Philadelphia

#### OPPONENT/FEWEST YARDS RUSHING

22 1/4/76 vs. Los Angeles

### PASSING

#### MOST NET YARDS PASSING

310 1/4/81 @ Atlanta

#### FEWEST NET YARDS PASSING

22 12/26/70 vs. Detroit

#### OPPONENT/MOST NET YARDS PASSING

308 1/16/83 vs. Green Bay  
291 1/21/79 vs. Pittsburgh

#### OPPONENT/FEWEST NET YARDS PASSING

35 12/30/78 vs. Atlanta

#### MOST GROSS YARDS PASSING

322 1/15/78 vs. Denver

#### FEWEST GROSS YARDS PASSING

38 12/26/70 vs. Detroit

## Playoff Records (Cont.)

### OPPONENT/MOST GROSS YARDS

#### PASSING

322 1/16/83 vs. Green Bay  
320 1/4/81 @ Atlanta

### OPPONENT/FEWEST GROSS YARDS

#### PASSING

61 1/15/78 vs. Denver

### MOST PASS ATTEMPTS

45 1/9/83 vs. Tampa Bay  
44 1/16/83 vs. Green Bay

### FEWEST PASS ATTEMPTS

14 12/25/71 @ Minnesota  
14 12/24/77 vs. Chicago

### OPPONENT/MOST PASS ATTEMPTS

40 1/3/71 vs. San Francisco

### OPPONENT/FEWEST PASS ATTEMPTS

18 12/31/72 @ Washington

### MOST PASS COMPLETIONS

27 1/9/83 vs. Tampa Bay  
25 1/4/81 @ Atlanta

### FEWEST PASS COMPLETIONS

4 12/26/70 vs. Detroit

### OPPONENT/MOST COMPLETIONS

22 1/10/82 @ San Francisco  
20 12/28/69 vs. Cleveland

### OPPONENT/FEWEST PASS

#### COMPLETIONS

7 12/26/70 vs. Detroit  
7 12/23/73 vs. Los Angeles

### DEFENSE, MOST QB SACKS

8 12/31/67 @ Green Bay,  
(76 yards)

### OPPONENT/DFNS., MOST QB SACKS

7 12/23/73 vs. Los Angeles  
7 1/18/76 vs. Pitt. (52 yds.)

### INTERCEPTIONS

### MOST PASSES INTERCEPTED BY COWBOYS

5 1/7/79 @ Los Angeles

### OPPONENT/MOST PASSES

#### INTERCEPTED BY

4 12/21/68 @ Cleveland  
4 12/30/73 vs. Minnesota

### PENALTIES

### MOST PENALTIES

12 1/15/78 vs. Denver

### FEWEST PENALTIES

2 7 times, last 1/18/76 vs.  
Pittsburgh

### OPPONENT/MOST PENALTIES

10 1/2/82 vs. Tampa Bay  
8 1/19/76 @ Los Angeles  
8 1/15/78 vs. Denver

### OPPONENT/FEWEST PENALTIES

0 3 times, last 1/18/76 vs.  
Pittsburgh

### MOST YARDS PENALIZED

133 1/17/71 vs. Baltimore

### FEWEST YARDS PENALIZED

10 12/24/67 vs. Cleveland  
10 12/25/71 @ Minnesota

### OPPONENT/MOST YARDS PENALIZED

94 1/19/76 @ Los Angeles

### PUNTING

### MOST PUNTS

9 1/17/71 vs. Baltimore

### FEWEST PUNTS

2 12/24/67 vs. Cleveland  
2 12/28/80 vs. Los Angeles

### OPPONENT/MOST PUNTS

8 3 times, last 1/1/78 vs.  
Minnesota

### OPPONENT/FEWEST PUNTS

1 12/28/69 vs. Cleveland

### HIGHEST COWBOYS AVERAGE

46.7 12/23/73 vs. Los Angeles

### HIGHEST OPPONENT AVERAGE

48.8 12/26/70 vs. Detroit

### PUNT RETURNS

### MOST PUNT RETURNS

5 1/1/78 vs. Minnesota  
5 12/28/80 vs. Los Angeles  
5 1/9/83 vs. Tampa Bay

### MOST PUNT RETURN YARDS

155 12/24/67 vs. Cleveland

### OPPONENT/MOST PUNT RETURNS

6 12/26/70 vs. Detroit  
6 1/11/81 @ Philadelphia

### OPPONENT/MOST PUNT RETURN YARDS

69 1/11/81 @ Philadelphia

### KICKOFF RETURNS

### MOST KICKOFF RETURNS

6 4 times, last 1/16/83 vs.  
Green Bay

### MOST KICKOFF RETURN YARDS

173 1/16/83 vs. Green Bay

### OPPONENT/MOST KICKOFF RETURNS

8 1/4/76 @ Los Angeles  
8 12/26/77 vs. Chicago

### OPPONENT/MOST KICKOFF RETURN YARDS

188 12/25/71 @ Minnesota

### FUMBLES

### MOST FUMBLES

6 12/30/78 vs. Atlanta  
6 1/15/78 vs. Denver

### MOST FUMBLES LOST

3 12/23/72 @ San Francisco  
3 12/28/78 vs. Atlanta

### OPPONENT/MOST FUMBLES

5 1/17/71 vs. Baltimore  
5 12/23/72 @ San Francisco  
5 1/1/78 vs. Minnesota

### OPPONENT/MOST FUMBLES LOST

4 1/17/71 vs. Baltimore  
4 1/15/78 vs. Denver

3 1/10/82 @ San Francisco



# Cowboys Big Days/Playoffs

## 100 YARD RUSHING GAMES

160 yards	— Tony Dorsett vs. Los Angeles	December 28, 1980
143 yards	— Duane Thomas vs. San Francisco	January 3, 1971
135 yards	— Duane Thomas vs. Detroit	December 26, 1970
125 yards	— Calvin Hill vs. San Francisco	December 23, 1972
110 yards	— Tony Dorsett vs. Tampa Bay	January 9, 1983
108 yards	— Don Perkins vs. Green Bay	January 1, 1967
101 yards	— Tony Dorsett vs. Los Angeles	January 7, 1979

## PASSING

322 yards	— Danny White vs. Atlanta	January 4, 1981
312 yards	— Danny White vs. Tampa Bay	January 9, 1983
246 yards	— Roger Staubach vs. Minnesota	December 28, 1975
243 yards	— Don Meredith vs. Minnesota	January 5, 1969
238 yards	— Don Meredith vs. Green Bay	January 1, 1967
228 yards	— Roger Staubach vs. Pittsburgh	January 21, 1979
225 yards	— Danny White vs. Green Bay	January 16, 1983
220 yards	— Roger Staubach vs. Los Angeles	January 4, 1976
212 yards	— Don Meredith vs. Cleveland	December 24, 1967
204 yards	— Roger Staubach vs. Pittsburgh	January 18, 1976

## RECEIVING

144 yards	— Bob Hayes vs. Cleveland	December 24, 1967
142 yards	— Tony Hill vs. Green Bay	January 16, 1983
136 yards	— Billy Parks vs. San Francisco	December 23, 1972
123 yards	— Preston Pearson vs. Los Angeles	January 4, 1976
102 yards	— Frank Clarke vs. Green Bay	January 1, 1967
91 yards	— Drew Pearson vs. Minnesota	December 28, 1975
90 yards	— Drew Pearson vs. Atlanta	January 4, 1981

# Cowboys Longest Plays/Playoffs

## LONG RUNS FROM SCRIMMAGE

53 yards	— Tony Dorsett vs. Los Angeles	January 7, 1979
48 yards	— Calvin Hill vs. San Francisco	December 23, 1972
32 yards	— Ron Springs vs. Los Angeles	December 28, 1980
29 yards	— Roger Staubach vs. Washington	December 31, 1972
29 yards	— Tony Dorsett vs. Pittsburgh	January 21, 1979
27 yards	— Billy Joe DuPree vs. Los Angeles	January 30, 1979
26 yards	— Tony Dorsett vs. Los Angeles	December 30, 1979
26 yards	— Tony Dorsett vs. Tampa Bay	January 2, 1982

## LONG FORWARD PASSES

86 yards	— Don Meredith to Bob Hayes vs. Cleveland (TD)	December 24, 1967
83 yards	— Roger Staubach to Drew Pearson vs. Los Angeles (TD)	December 23, 1973
68 yards	— Don Meredith to Frank Clarke vs. Green Bay (TD)	January 1, 1967
51 yards	— Don Meredith to Bob Hayes vs. Minnesota (TD)	January 5, 1969
50 yards	— Roger Staubach to Drew Pearson vs. Minnesota (TD)	December 28, 1975
49 yards	— Drew Pearson to Tony Hill vs. Green Bay	January 16, 1983
45 yards	— Roger Staubach to Butch Johnson vs. Denver (TD)	January 15, 1978

## LONG PUNT RETURNS

68 yards	— Bob Hayes vs. Cleveland	December 24, 1967
63 yards	— Golden Richards vs. Minnesota (TD)	December 30, 1973
44 yards	— Butch Johnson vs. Los Angeles	December 19, 1976
43 yards	— James Jones vs. Los Angeles	December 28, 1980

## LONG KICKOFF RETURNS

89 yards	— Rod Hill vs. Green Bay	January 16, 1983
48 yards	— Thomas Henderson vs. Pittsburgh	January 18, 1976
34 yards	— Cliff Harris vs. Minnesota	December 30, 1973
33 yards	— Cliff Harris vs. San Francisco	December 23, 1972
33 yards	— James Jones vs. Los Angeles	December 28, 1980

## LONG INTERCEPTION RETURNS

68 yards	— Thomas Henderson vs. Los Angeles (TD)	January 7, 1979
60 yards	— Cornell Green vs. Cleveland (TD)	December 24, 1967
41 yards	— Chuck Howley vs. Miami	January 16, 1972
39 yards	— Dennis Thurman vs. Green Bay (TD)	January 16, 1983
31 yards	— Dennis Thurman vs. Tampa Bay	January 2, 1982
30 yards	— Cliff Harris vs. Minnesota	December 25, 1971
27 yards	— Mark Washington vs. Denver	January 15, 1978
26 yards	— Chuck Howley vs. Minnesota	December 25, 1971

## LONG FUMBLE RETURNS

44 yards	— Chuck Howley vs. Cleveland (TD)	December 21, 1968
37 yards	— Mike Hegman vs. Pittsburgh (TD)	January 21, 1979
21 yards	— Randy Hughes vs. Denver	January 15, 1978
20 yards	— Charlie Waters vs. Detroit	December 26, 1970
15 yards	— D. D. Lewis vs. Chicago	December 26, 1977

# The Last Time . . .

## 400 YARDS TOTAL OFFENSE

- By Cowboys — 496 vs. Cleveland, 11/25/82
- Playoffs — 456 vs. Tampa Bay, 1/9/83
- By Opponent — 429 @ Detroit, 11/15/81
- Playoffs — 456 vs. Green Bay, 1/16/83

## 500 YARDS TOTAL OFFENSE

- By Cowboys — 507 vs. Washington, 11/23/79
- Playoffs — 528 vs. L.A. Rams, 12/28/80
- By Opponent — 529, Miami, 10/25/81
- Playoffs — N.A.

## 300 YARDS PASSING IN GAME BY PLAYER

- By Cowboys — Danny White, 347 vs. Pittsburgh, 9/13/82
- Playoffs — Danny White, 312 vs. Tampa Bay, 1/9/83
- By Opponent — David Woodley, Miami, 408, 10/25/81
- Playoffs — Lynn Dickey, Green Bay, 332, 1/16/83

## 4 TOUCHDOWN PASSES THROWN IN GAME BY PLAYER

- By Cowboys — Danny White vs. Pittsburgh, 9/13/82
- Playoffs — Roger Staubach @ L.A. Rams, 1/4/76
- By Opponent — Jim Plunkett, @ San Francisco, 12/12/77
- Playoffs — Terry Bradshaw, Pittsburgh, 1/21/79

## 100 YARDS RUSHING IN GAME BY PLAYER

- By Cowboys — Tony Dorsett, 153 @ Minnesota, 1/3/83
- Playoffs — Tony Dorsett, 110 vs. Tampa Bay, 1/9/83
- By Opponent — Ted Brown, 100 @ Minnesota, 1/3/83
- Playoffs — John Riggins, 140 @ Washington, 1/22/83

## 3 TOUCHDOWNS RUSHING IN GAME BY PLAYER

- By Cowboys — Ron Springs (1,4,1) vs. St. Louis, 9/13/81
- Playoffs — N.A.
- By Opponent — Dick James (5,3,39) @ Washington, 12/17/61
- Playoffs — Larry Schreiber (1,1,1) @ San Francisco, 12/23/72

## 3 TOUCHDOWN CATCHES IN GAME BY PLAYER

- By Cowboys — Drew Pearson (16,22,17) vs. San Francisco, 10/12/80
- Playoffs — Preston Pearson (18,15,19) @ L.A. Rams, 1/4/76
- By Opponent — Harold Jackson (4) (63,16,67,56) @ L.A. Rams, 10/14/73
- Playoffs — N.A.

## 3 TOUCHDOWNS IN GAME BY PLAYER

- By Cowboys — Ron Springs (3 rush) vs. St. Louis, 9/13/81
- Playoffs — Preston Pearson (3 receive) @ L.A. Rams, 1/4/76
- By Opponent — Ed Podolak (2 run, 1 receive), Kansas City, 11/10/75
- Playoffs — Larry Schreiber (3 run) @ San Francisco, 12/23/72

## 4 TOUCHDOWNS IN GAME BY PLAYER

- By Cowboys — Duane Thomas (3 run, 1 receive) vs. St. Louis, 12/18/71
- Playoffs — N.A.
- By Opponent — Harold Jackson (4 receive) @ L.A. Rams, 10/14/73
- Playoffs — N.A.

## 3 INTERCEPTIONS IN GAME BY PLAYER

- By Cowboys — Dennis Thurman vs. Philadelphia, 12/13/81
- Playoffs — Dennis Thurman vs. Green Bay, 1/16/83
- By Opponent — Roger Wehrli @ St. Louis, 12/7/75
- Playoffs — N.A.

## PUNT RETURNED FOR TD

- By Cowboys — Charlie Waters (Jay Saldi block) 17 yards @ Phil., 10/23/77;
- Golden Richards, 43 yards @ Philadelphia, 10/26/75
- Playoffs — Golden Richards, 63 yards vs. Minnesota, 12/30/73
- By Opponent — Bobby Hammond, 68 yards, N.Y. Giants, 9/25/77
- Playoffs — N.A.

#### **KICKOFF RETURN FOR TD**

**By Cowboys** — Thomas Henderson, 97 yards vs. St. Louis, 9/28/75  
Playoffs — N.A.

**By Opponent** — Roy Green, 106 yards, St. Louis, 10/21/79  
Playoffs — Vic Washington, 97 yards, @ San Francisco, 12/23/72

#### **INTERCEPTION RETURNED FOR TD**

**By Cowboys** — Dennis Thurman, 60 yards @ Minnesota, 1/3/83  
Playoffs — Dennis Thurman, 39 yards vs. Green Bay, 1/16/83

**By Opponent** — John Turner, @ Minnesota, 30 yards, 1/3/83  
Playoffs — Darryl Grant, @ Washington, 10 yards, 1/22/83

#### **FUMBLE RETURNED FOR TD**

**By Cowboys** — Michael Downs, 86 yards @ Houston, 12/13/82  
Playoffs — Mike Hegman, 37 yards vs. Pittsburgh, 1/21/79

**By Opponent** — Greg Brown, vs. Philadelphia, rec. in end zone, 12/26/82  
Playoffs — Hugh Green, vs. Tampa Bay, 60 yards, 1/9/83

#### **PUNT BLOCKED FOR TD**

**By Cowboys** — Jay Saldi, @ Philadelphia (Waters runs 17 yards), 10/23/77  
Playoffs — N.A.

**By Opponent** — Ken Stone, vs. Washington, 12 yards, 12/19/73  
Playoffs — N.A.

#### **50 POINTS SCORED IN A GAME**

**By Cowboys** — Dallas 51, Seattle 7, 11/27/80  
Playoffs — Dallas 52, Cleveland 14, 12/24/67

**By Opponent** — @ Minnesota 54, Dallas 13, 10/6/70  
Playoffs — N.A.

#### **40 POINTS SCORED IN A GAME**

**By Cowboys** — Dallas 42, San Diego 31, 10/26/80  
Playoffs — N.A.

**By Opponent** — @ San Francisco 45, Dallas 14, 10/11/81  
Playoffs — N.A.

#### **SHUTOUT SCORED**

**By Cowboys** — Dallas 38, Baltimore 0, 9/4/78  
Playoffs — Dallas 38, Tampa Bay 0, 1/2/82

**By Opponent** — St. Louis 38, Dallas 0, 11/16/70  
Playoffs — N.A.

#### **SAFETY SCORED**

**By Cowboys** — Harvey Martin tackled P. Haden in end zone, vs. L.A. Rams, 10/18/81  
Playoffs — Randy White tackled V. Ferragamo in end zone, vs. L.A. Rams, 12/30/79

**By Opponent** — John Thaxton, blocked punt out of end zone, St. Louis, 9/24/78  
Playoffs — Reggie Harrison, blocked punt out of end zone, Pittsburgh, 1/18/76

#### **PAT MISSED**

**By Cowboys** — @ Oakland, 12/7/80 (Septien)  
Playoffs — @ Atlanta, 1/4/81 (Septien)

**By Opponent** — Pittsburgh, 9/13/82 (Anderson)  
Playoffs — Green Bay, 1/15/83 (Stenerud)

#### **FIELD GOAL BLOCKED**

**By Cowboys** — vs. St. Louis, 10/21/79 (Cosbie)  
Playoffs — @ Philadelphia, 1/11/81 (Mitchell)

**By Opponent** — @ Cleveland, 9/24/79 (Curtis Weathers)  
Playoffs — @ San Francisco, 1/2/72 (Frank Nunley)

#### **PUNT BLOCKED**

**By Cowboys** — Jay Saldi @ Philadelphia, 10/23/77  
Playoffs — N.A.

**By Opponent** — John Thaxton, St. Louis, 9/24/78  
Playoffs — Reggie Harrison, Pittsburgh, 1/18/76

# Cowboys on the Road

<b>L.A. RAMS</b> (Aug. 14-15)	
California Lutheran College .....	805/492-2411
<b>WASHINGTON</b> (Sept. 4-5)	
Crystal City Marriott .....	703/521-5500
<b>ST. LOUIS</b> (Sept. 10-11)	
Marriott's Pavilion .....	314/421-1776
<b>MINNESOTA</b> (Oct. 1-2)	
Marriott Inn .....	612/854-7441
<b>PHILADELPHIA</b> (Oct. 15-16)	
Franklin Plaza .....	215/448-2000
<b>N.Y. GIANTS</b> (Oct. 29-30)	
Marriott's Essex House .....	212/247-0300
<b>SAN DIEGO</b> (Nov. 12-13)	
Hyatt Islandia .....	619/224-3541
<b>SEATTLE</b> (Dec. 3-4)	
Seattle Sheraton .....	206/621-9000
<b>SAN FRANCISCO</b> (Dec. 18-19)	
Fairmont .....	415/772-5000

## THANKSGIVING DAY RECORD

(11-3-1)

1966 W Cleveland 26-14	1975	DNP
1967 W St. Louis 46-21	1976 W St. Louis 19-14	
1968 W Washington 29-20	1977	DNP
1969 T San Francisco 24-24	1978 W Washington 37-10	
1970 W Green Bay 16-3	1979 L Houston 30-24	
1971 W Los Angeles 28-21	1980 W Seattle 51-7	
1972 L San Francisco 31-10	1981 W Chicago 10-9	
1973 L Miami 14-7	1982 W Cleveland 31-14	
1974 W Washington 24-23		

## COWBOYS' WON-LOST RECORD

Vs. AFC — 31-10

On Monday Night Football — 11-11

On Sunday Night Football — 3-0

In Overtime — 3-2

In Season Openers — 18-4-1

On Thanksgiving Day — 11-3-1

# THE HISTORY



JETHRO PUGH



# Cowboys All-Time Results

All-Time Regular Season Record: 202-115-6

Playoff Record: 20-14

\*—Designates Home Games

## 1960 (0-11-1)

Tom Landry, Head Coach

L	*28	Pittsburgh (30,000)	... 35
L	*25	Philadelphia (18,500)	... 27
L	14	Washington (21,142)	... 26
L	*7	Cleveland (28,500)	... 48
L	10	St. Louis (23,128)	... 12
L	*7	Baltimore (25,500)	... 45
L	*13	Los Angeles (16,000)	... 38
L	7	Green Bay (32,294)	... 41
L	*14	San Francisco (10,000)	... 26
L	7	Chicago (39,951)	... 17
T	31	New York (55,033)	... 31
L	14	Detroit (43,272)	... 23
	177		369

## 1961 (4-9-1)

Tom Landry, Head Coach

W	*27	Pittsburgh (23,500)	... 24
W	*21	Minnesota (20,500)	... 7
L	7	Cleveland (43,638)	... 25
W	28	Minnesota (33,070)	... 0
L	*10	New York (41,500)	... 31
L	*7	Philadelphia (25,000)	... 43
W	17	New York (60,254)	... 16
L	*17	St. Louis (20,500)	... 31
L	7	Pittsburgh (17,519)	... 37
T	*28	Washington (17,500)	... 28
L	13	Philadelphia (60,127)	... 35
L	*17	Cleveland (23,500)	... 38
L	13	St. Louis (15,384)	... 31
L	24	Washington (21,451)	... 34
	236		380

## 1962 (5-8-1)

Tom Landry, Head Coach

T	*35	Washington (15,730)	... 35
L	*28	Pittsburgh (19,478)	... 30
L	27	Los Angeles (26,907)	... 17
L	10	Cleveland (44,040)	... 19
W	*41	Philadelphia (18,645)	... 19
W	42	Pittsburgh (23,106)	... 27
L	*24	St. Louis (16,027)	... 28
W	38	Washington (49,888)	... 10
L	*10	New York (45,668)	... 41
L	*33	Chicago (12,692)	... 34
L	14	Philadelphia (58,070)	... 28
W	*45	Cleveland (24,226)	... 21
L	20	St. Louis (14,102)	... 52
L	31	New York (62,694)	... 41
	398		402

## 1963 (4-10)

Tom Landry, Head Coach

L	*7	St. Louis (36,432)	... 34
L	*24	Cleveland (28,710)	... 41
L	17	Washington (40,101)	... 21
L	21	Philadelphia (60,671)	... 24
W	*17	Detroit (27,264)	... 14
L	21	New York (62,889)	... 37
L	21	Pittsburgh (19,047)	... 27
W	*35	Washington (18,838)	... 20
L	24	San Francisco (29,563)	... 31
W	*27	Philadelphia (23,694)	... 20
L	17	Cleveland (55,096)	... 27
L	*27	New York (29,653)	... 34
L	*19	Pittsburgh (24,136)	... 24
W	28	St. Louis (12,695)	... 24
	305		378

## 1964 (5-8-1)

Tom Landry, Head Coach

L	*6	St. Louis (36,605)	... 16
W	*24	Washington (25,158)	... 18
L	17	Pittsburgh (35,594)	... 23
L	6	Cleveland (72,062)	... 27
T	*13	New York (33,324)	... 13
L	*16	Cleveland (37,456)	... 20
W	31	St. Louis (28,253)	... 13
W	24	Chicago (47,527)	... 10
W	31	New York (63,031)	... 21
L	*14	Philadelphia (55,972)	... 17
L	16	Washington (49,219)	... 28
L	*21	Green Bay (44,975)	... 45
L	14	Philadelphia (60,671)	... 24
W	*17	Pittsburgh (35,271)	... 14
	250		289

## 1965 (7-7)

Tom Landry, Head Coach

W	*31	New York (59,366)	... 2
W	*27	Washington (61,577)	... 7
L	13	St. Louis (32,034)	... 20
L	*24	Philadelphia (56,249)	... 35
L	17	Cleveland (80,451)	... 23
L	3	Green Bay (48,311)	... 13
L	13	Pittsburgh (37,804)	... 22
W	*39	San Francisco (39,677)	... 31
W	*24	Pittsburgh (57,293)	... 17
L	*17	Cleveland (76,251)	... 24
L	31	Washington (50,205)	... 34
W	21	Philadelphia (54,714)	... 19
W	*27	St. Louis (38,499)	... 13
W	38	New York (62,871)	... 20
	325		280
	<b>PLAYOFF BOWL GAME (Miami)</b>		
L	3	Baltimore (65,569)	... 35



### 1966 (10-3-1)

Tom Landry, Head Coach

W	*52	New York (60,010)	....	7
W	*28	Minnesota (64,116)	....	17
W	47	Atlanta (56,990)	....	14
W	*56	Philadelphia (69,372)	....	7
T	10	St. Louis (50,673)	....	10
L	21	Cleveland (84,721)	....	30
W	*52	Pittsburgh (58,453)	....	21
L	23	Philadelphia (60,658)	....	24
W	31	Washington (50,927)	....	30
W	20	Pittsburgh (42,185)	....	7
W	*26	Cleveland (80,259)	....	14
W	*31	St. Louis (76,965)	....	17
L	*31	Washington (64,198)	....	34
W	17	New York (62,735)	....	7
	445			239

**1966 CHAMPIONSHIP GAME (Dis.)**  
L 27 Green Bay (75,504) .... 34

### 1967 (9-5)

Tom Landry, Head Coach

W	21	Cleveland (81,039)	....	14
W	*38	New York (66,209)	....	24
L	*13	Los Angeles (75,229)	....	35
W	17	Washington (50,566)	....	14
W	*14	New Orleans (64,128)	....	10
W	24	Pittsburgh (39,641)	....	21
L	14	Philadelphia (60,740)	....	21
W	*37	Atlanta (54,751)	....	7
W	27	New Orleans (83,437)	....	10
L	*20	Washington (75,538)	....	27
W	*46	St. Louis (68,787)	....	21
L	17	Baltimore (60,238)	....	23
W	*38	Philadelphia (55,834)	....	17
L	16	San Francisco (27,182)	....	24
	342			268

**1967 EASTERN CHAMPIONSHIP GAME (Dallas)**  
W 52 Cleveland (70,786) .... 14

**1967 CHAMPIONSHIP GAME (Green Bay)**  
L 17 Green Bay (50,861) .... 21

### 1968 (12-2)

Tom Landry, Head Coach

W	*59	Detroit (61,382)	....	13
W	*28	Cleveland (68,733)	....	7
W	*45	Philadelphia (60,858)	....	13
W	27	St. Louis (48,296)	....	10
W	*34	Philadelphia (72,083)	....	14
W	20	Minnesota (47,644)	....	7
L	*17	Green Bay (74,604)	....	28
W	17	New Orleans (84,728)	....	3
L	*21	New York (72,163)	....	27
W	44	Washington (50,816)	....	24
W	34	Chicago (46,667)	....	3
W	*29	Washington (66,076)	....	20
W	*28	Pittsburgh (55,069)	....	7
W	28	New York (62,617)	....	10
	431			186

**1968 EASTERN CHAMPIONSHIP GAME (Cleveland)**

L 20 Cleveland (81,497) .... 31

**PLAYOFF BOWL GAME**

(Miami)

W 17 Minnesota (22,961) .... 13

### 1969 (11-2-1)

Tom Landry, Head Coach

W	*24	St. Louis (62,134)	....	3
W	21	New Orleans (79,567)	....	17
W	38	Philadelphia (60,658)	....	7
W	24	Atlanta (54,833)	....	17
W	*49	Philadelphia (71,509)	....	14
W	*25	New York (58,964)	....	3
L	10	Cleveland (84,850)	....	42
W	*33	New Orleans (68,282)	....	17
W	41	Washington (50,474)	....	28
L	23	Los Angeles (79,105)	....	24
T	*24	San Francisco (62,348)	....	24
W	10	Pittsburgh (24,990)	....	7
W	*27	Baltimore (63,191)	....	10
W	*20	Washington (56,924)	....	10
	369			223

**1969 EASTERN CHAMPIONSHIP GAME (Dallas)**

L 14 Cleveland (69,321) .... 38

**PLAYOFF BOWL GAME (Miami)**

L 0 Los Angeles (31,151) .... 31

### 1970 (10-4)

Tom Landry, Head Coach

W	17	Philadelphia (59,728)	....	7
W	*28	N.Y. Giants (57,239)	....	10
L	7	St. Louis (50,780)	....	20
W	*13	Atlanta (53,611)	....	0
L	13	Minnesota (47,900)	....	54
W	27	Kansas City (51,158)	....	16
W	*21	Philadelphia (55,736)	....	17
L	20	N.Y. Giants (62,928)	....	23
L	*0	St. Louis (69,323)	....	38
W	45	Washington (50,415)	....	21
W	*16	Green Bay (67,182)	....	3
W	*34	Washington (57,936)	....	0
W	6	Cleveland (75,458)	....	2
W	*52	Houston (50,504)	....	10
	299			221

**1970 DIVISIONAL PLAYOFF (Dallas)**  
W 5 Detroit (73,167) .... 0

**1970 NFC CHAMPIONSHIP GAME (San Francisco)**

W 17 San Francisco (59,625) .... 10  
SUPER BOWL V (Miami)  
L 13 Baltimore (80,055) .... 16

**1971 (11-3)**

Tom Landry, Head Coach	
W	49 Buffalo (46,206) . . . . . 37
W	42 Philadelphia (65,358) . . . . . 7
L	*16 Washington (72,000) . . . . . 20
W	*20 N. Y. Giants (68,378) . . . . . 13
L	14 New Orleans (83,088) . . . . . 24
W	*44 New England (65,708) . . . . . 21
L	19 Chicago (55,049) . . . . . 23
W	16 St. Louis (50,486) . . . . . 13
W	*20 Philadelphia (60,178) . . . . . 7
W	13 Washington (53,041) . . . . . 0
W	*28 Los Angeles (66,595) . . . . . 21
W	*52 N. Y. Jets (66,689) . . . . . 10
W	42 N. Y. Giants (62,815) . . . . . 14
W	*31 St. Louis (66,672) . . . . . 12
	406 . . . . . 222

**1971 DIVISIONAL PLAYOFF (Minnesota)**

W	20 Minnesota (49,100) . . . . . 12
---	------------------------------------

**1971 NFC CHAMPIONSHIP GAME (Dallas)**

W	14 San Francisco (66,311) . . . . . 3
<b>SUPER BOWL VI (New Orleans)</b>	
W	24 Miami (81,035) . . . . . 3

**1972 (10-4)**

Tom Landry, Head Coach	
W	*28 Philadelphia (55,850) . . . . . 6
W	23 N. Y. Giants (62,725) . . . . . 14
L	13 Green Bay (47,103) . . . . . 16
W	*17 Pittsburgh (65,682) . . . . . 13
W	21 Baltimore (58,992) . . . . . 0
L	20 Washington (53,039) . . . . . 24
W	*28 Detroit (65,378) . . . . . 24
W	34 San Diego (54,476) . . . . . 28
W	*33 St. Louis (65,218) . . . . . 24
W	28 Philadelphia (65,720) . . . . . 7
L	*10 San Francisco (65,124) . . . . . 31
W	27 St. Louis (49,797) . . . . . 6
W	*34 Washington (65,136) . . . . . 24
L	* 3 N. Y. Giants (64,602) . . . . . 23
	319 . . . . . 240

**1972 DIVISIONAL PLAYOFF (San Francisco)**

W	30 San Francisco (61,214) . . . . . 28
---	----------------------------------------

**1972 NFC CHAMPIONSHIP GAME (Washington)**

L	3 Washington (53,129) . . . . . 26
---	------------------------------------

**1973 (10-4)**

Tom Landry, Head Coach	
W	20 Chicago (55,701) . . . . . 17
W	*40 New Orleans (53,972) . . . . . 3
W	*45 St. Louis (64,815) . . . . . 10
L	7 Washington (54,314) . . . . . 14
L	31 Los Angeles (81,428) . . . . . 37
W	*45 N. Y. Giants (64,898) . . . . . 28
L	16 Philadelphia (65,954) . . . . . 30
W	*38 Cincinnati (58,802) . . . . . 10
W	23 N. Y. Giants (70,128) . . . . . 10
W	*31 Philadelphia (61,985) . . . . . 10
L	* 7 Miami (64,100) . . . . . 14
W	22 Denver (51,706) . . . . . 10
W	*27 Washington (64,458-†) . . . . . 7
W	30 St. Louis (43,946) . . . . . 3
	382 . . . . . 203

**1973 DIVISIONAL PLAYOFF (Dallas)**

W	27 Los Angeles (64,291) . . . . . 16
---	--------------------------------------

**1973 NFC CHAMPIONSHIP GAME (Dallas)**

L	10 Minnesota (64,524) . . . . . 27
---	------------------------------------

**1974 (8-6)**

Tom Landry, Head Coach

W	24 Atlanta (52,322) . . . . . 0
L	10 Philadelphia (64,088) . . . . . 13
L	* 6 N. Y. Giants (45,841) . . . . . 14
L	*21 Minnesota (57,847) . . . . . 23
L	28 St. Louis (49,885) . . . . . 31
W	*31 Philadelphia (43,586) . . . . . 24
W	21 N. Y. Giants (61,918) . . . . . 7
W	*17 St. Louis (64,146) . . . . . 14
W	*20 San Francisco (50,018) . . . . . 14
L	21 Washington (54,395) . . . . . 28
W	10 Houston (49,775) . . . . . 0
W	*24 Washington (63,243) . . . . . 23
W	*41 Cleveland (48,754) . . . . . 17
L	23 Oakland (45,850) . . . . . 27
	297 . . . . . 235

**1975 (10-4)**

Tom Landry, Head Coach

W	*18 Los Angeles (49,091) . . . . . 7
W	*37 St. Louis (52,417) (OT) . . . . . 31
W	36 Detroit (79,784) . . . . . 10
W	13 N. Y. Giants (56,511) . . . . . 7
L	*17 Green Bay (64,934) . . . . . 19
W	20 Philadelphia (64,889) . . . . . 17
L	24 Washington (55,004)(OT) . . . . . 30
L	*31 Kansas City (63,539) . . . . . 34
W	34 New England (60,905) . . . . . 31
W	*27 Philadelphia (57,893) . . . . . 17
W	*14 N. Y. Giants (53,329) . . . . . 3
L	17 St. Louis (49,701) . . . . . 31
W	*31 Washington (61,091) . . . . . 10
W	31 N. Y. Jets (37,279) . . . . . 21
	350 . . . . . 268

**1975 DIVISIONAL PLAYOFF (Minnesota)**

W	17 Minnesota (48,341) . . . . . 14
---	------------------------------------

**1975 NFC CHAMPIONSHIP GAME (Los Angeles)**

W	37 Los Angeles (84,483) . . . . . 7
---	-------------------------------------

**SUPER BOWL X (Miami)**

L	17 Pittsburgh (80,187) . . . . . 21
---	-------------------------------------

**1976 (11-3)**

Tom Landry, Head Coach

W	*27 Philadelphia (54,052) . . . . . 7
W	24 New Orleans (61,413) . . . . . 6
W	*30 Baltimore (64,237) . . . . . 27
W	28 Seattle (62,027) . . . . . 13
W	24 N. Y. Giants (76,042) . . . . . 14
L	17 St. Louis (50,317) . . . . . 21
W	*31 Chicago (61,346) . . . . . 21
W	20 Washington (55,004) . . . . . 7
W	* 9 N. Y. Giants (58,870) . . . . . 3
W	*17 Buffalo (51,779) . . . . . 10
L	10 Atlanta (54,992) . . . . . 17
W	*19 St. Louis (62,498) . . . . . 14
W	26 Philadelphia (55,072) . . . . . 7
L	*14 Washington (59,916) . . . . . 27
	296 . . . . . 194

**1976 DIVISIONAL PLAYOFF (Dallas)**

L	12 Los Angeles (62,436) . . . . . 14
---	--------------------------------------



### 1977 (12-2)

Tom Landry, Head Coach

W	16	Minnesota (47,678) OT	10
W	*41	N.Y. Giants (64,215)	21
W	*23	Tampa Bay (55,316)	7
W	30	St. Louis (50,129)	24
W	*34	Washington (62,115)	16
W	16	Philadelphia (65,507)	10
W	*37	Detroit (63,160)	0
W	24	N.Y. Giants (74,532)	10
L	*17	St. Louis (64,038)	24
L	13	Pittsburgh (49,761)	28
W	14	Washington (55,031)	7
W	*24	Philadelphia (60,289)	14
W	*42	San Francisco (55,848)	35
W	*14	Denver (63,752)	6
	345		212

#### 1977 DIVISIONAL PLAYOFF (Dallas)

W	37	Chicago (62,920)	7
---	----	------------------	---

#### 1977 NFC CHAMPIONSHIP GAME (Dallas)

W	23	Minnesota (61,968)	6
---	----	--------------------	---

#### SUPER BOWL XII (New Orleans)

W	27	Denver (76,400)	10
---	----	-----------------	----

### 1978 (12-4)

Tom Landry, Head Coach

W	*38	Baltimore (64,224)	0
W	34	N.Y. Giants (73,265)	24
L	14	Los Angeles (65,749)	27
W	*21	St. Louis (62,760)	12
L	5	Washington (55,031)	9
W	*24	N.Y. Giants (63,420)	3
W	24	St. Louis (48,991) (OT)	21
W	*14	Philadelphia (60,525)	7
L	*10	Minnesota (61,848)	21
L	16	Miami (69,414)	23
W	42	Green Bay (55,256)	14
W	*27	New Orleans (57,920)	7
W	*37	Washington (64,905)	10
W	*17	New England (63,263)	10
W	31	Philadelphia (64,667)	13
W	30	N.Y. Jets (52,532)	7
	384		208

#### 1978 DIVISIONAL PLAYOFF (Dallas)

W	27	Atlanta (60,338)	20
---	----	------------------	----

#### 1978 NFC CHAMPIONSHIP GAME (Los Angeles)

W	28	Los Angeles (67,470)	0
---	----	----------------------	---

#### SUPER BOWL XIII (Miami)

L	31	Pittsburgh (78,656)	35
---	----	---------------------	----

### 1979 (11-5)

Tom Landry, Head Coach

W	22	St. Louis (50,855)	21
W	21	San Francisco (56,728)	13
W	*24	Chicago (64,056)	20
L	7	Cleveland (80,123)	26
W	*38	Cincinnati (63,179)	13
W	36	Minnesota (47,572)	20
W	*30	Los Angeles (64,462)	6
W	*22	St. Louis (64,300)	13
L	3	Pittsburgh (50,199)	14
W	16	N.Y. Giants (76,490)	14
L	*21	Philadelphia (62,417)	31
L	20	Washington (55,031)	34
L	*24	Houston (63,897)	30
W	*28	N.Y. Giants (63,787)	7
W	24	Philadelphia (71,434)	17
W	*35	Washington (62,867)	34
	371		313

#### 1979 DIVISIONAL PLAYOFF (Dallas)

L	19	Los Angeles (64,792)	21
---	----	----------------------	----

### 1980 (12-4)

Tom Landry, Head Coach

W	17	Washington (55,045)	3
L	20	Denver (74,919)	41
W	*28	Tampa Bay (62,750)	17
W	28	Green Bay (54,776)	7
W	*24	N.Y. Giants (59,126)	3
W	*59	San Francisco (63,399)	14
L	10	Philadelphia (70,696)	17
W	*42	San Diego (60,639)	31
W	27	St. Louis (50,701)	24
L	35	N.Y. Giants (68,343)	38
W	*31	St. Louis (52,567)	21
W	*14	Washington (58,809)	10
W	*51	Seattle (57,540)	7
W	19	Oakland (53,194)	13
L	14	Los Angeles (65,154)	38
W	*35	Philadelphia (62,548)	27

#### 1980 NFC WILD CARD GAME (Dallas)

W	35	Los Angeles (64,533)	13
---	----	----------------------	----

#### 1980 DIVISIONAL PLAYOFF (Atlanta)

W	30	Atlanta (60,022)	27
---	----	------------------	----

#### 1980 NFC CHAMPIONSHIP GAME (Philadelphia)

L	7	Philadelphia (70,696)	20
---	---	-----------------------	----



**1981 (12-4)**

Tom Landry, Head Coach

W 26	Washington (55,045)	10
W *30	St. Louis (63,602)	17
W 35	New England (60,311)	21
W *18	N.Y. Giants (63,449)	10
L 17	St. Louis (49,777)	20
L 14	San Francisco (57,574)	45
W *29	Los Angeles (64,649)	17
W *28	Miami (64,221)	27
W 17	Philadelphia (72,111)	14
W *27	Buffalo (62,583)	14
L 24	Detroit (79,694)	27
W *24	Washington (64,583)	10
W *10	Chicago (63,499)	9
W 37	Baltimore (54,871)	13
W *21	Philadelphia (64,955)	10
L 10	N.Y. Gnts. (73,009) (OT)	13

**1981 DIVISIONAL PLAYOFF**  
(Dallas)

W 38	Tampa Bay (64,848)	0
------	--------------------	---

**1981 NFC CHAMPIONSHIP GAME**  
(San Francisco)

L 27	San Francisco (60,525)	28
------	------------------------	----

**1982 (6-3)**

Tom Landry, Head Coach

L *28	Pittsburgh (63,431)	36
W 24	St. Louis (50,705)	7
	Minnesota-canceled	
	*N.Y. Giants-canceled	
	*Washington-canceled	
	Philadelphia-canceled	
	Cincinnati-canceled	
	N.Y. Giants-canceled	
	*St. Louis-canceled	
	San Francisco-canceled	
W *14	Tampa Bay (49,578)	9
W *31	Cleveland (46,267)	14
W 24	Washington (54,633)	10
W 37	Houston (51,808)	7
W *21	New Orleans (64,506)	7
L *20	Philadelphia (46,199)	24
L 27	Minnesota (60,007)	31
	226	145

**1982 SUPER BOWL TOURNAMENT**  
(Dallas)

W 30	Tampa Bay (65,042)	17
------	--------------------	----

**1982 SUPER BOWL TOURNAMENT**  
(Dallas)

W 37	Green Bay (63,972)	26
------	--------------------	----

**1982 NFC CHAMPIONSHIP GAME**  
(Washington)

L 17	Washington (55,045)	31
------	---------------------	----

**All-Time Pre-Season Results****1960 (1-5)**

Dal.		Opp.
10	San Francisco (22,000)	@ Seattle 16
13	St. Louis (14,000)	@ San Antonio 20
10	Baltimore (40,000)	@ Dallas 14
14	New York (10,663)	@ Louisville 3
14	Los Angeles (13,500)	@ Pendleton 49
23	Green Bay (20,121)	@ Minn. 28

**1961 (2-3)**

38	Minnesota (4,954)	@ Sioux Falls 13
7	Green Bay (30,000)	@ Dallas 30
10	N. Y. (21,500)	@ Albuquerque 28
35	Baltimore (19,000)	@ Norman 24
10	S. F. (22,130)	@ Sacramento 24

**1962 (0-5)**

7	Green Bay (54,500)	@ Dallas 31
24	Detroit (77,683)	@ Cleveland 35
10	Baltimore (14,000)	@ Roanoke 24
7	S. F. (20,000)	@ Sacramento 26
26	Minnesota (12,500)	@ Atlanta 45

**1963 (3-2)**

17	Los Angeles (70,675)	@ L. A. 14
10	Green Bay (53,121)	@ Dallas 31
17	Los Angeles (29,349)	@ Portland 20
37	S. F. (9,927)	@ Bakersfield 24
27	Detroit (51,218)	@ New Orleans 17

**1964 (1-4)**

Dal.		Opp.
6	Los Angeles (57,450)	@ L. A. 17
34	S. F. (24,679)	@ Portland 23
16	Los Angeles (30,565)	@ Portland 25
3	Green Bay (60,057)	@ Dallas 35
6	Chicago (35,000)	@ New Orleans 21

**1965 (2-3)**

0	Los Angeles (31,579)	@ L. A. 9
7	S. F. (24,837)	@ Portland 27
21	Green Bay (67,954)	@ Dallas 12
17	Minn. (41,500)	@ Birmingham 57
34	Chicago (33,525)	@ Tulsa 21

**1966 (5-0)**

24	San Francisco (28,899)	@ S. F. 13
20	Los Angeles (44,217)	@ L. A. 10
21	Green Bay (75,504)	@ Dallas 3
20	Detroit (31,250)	@ Tulsa 10
28	Minnesota (58,316)	@ Dallas 24

**1967 (2-3)**

6	Los Angeles (57,595)	@ L. A. 20
30	San Francisco (31,212)	@ S. F. 24
3	Green Bay (78,087)	@ Dallas 20
30	Houston (53,125)	@ Houston 17
7	Baltimore (58,492)	@ Dallas 33

**1968 (3-3)**

Dal.		Opp.
24	Chicago (14,578)	@ Canton 30
16	San Francisco (27,530)	@ S. F. 14
42	Los Angeles (64,978)	@ L. A. 10
27	Green Bay (72,014)	@ Dallas 31
33	Houston (52,289)	@ Houston 19
10	Baltimore (69,520)	@ Dallas 16

**1969 (4-2)**

17	Los Angeles (87,381)	@ L. A. 24
20	San Francisco (33,894)	@ S. F. 17
31	Green Bay (73,764)	@ Dallas 13
14	Houston (55,310)	@ Houston 11
25	N. Y. Jets (74,771)	@ Dallas 9
7	Baltimore (58,975)	@ Dallas 23

**1970 (1-5)**

20	San Diego (39,392)	@ San Diego 10
10	Los Angeles (64,646)	@ L. A. 17
34	Green Bay (72,389)	@ Dallas 35
21	Houston (46,548)	@ Houston 37
0	Kansas City (69,055)	@ Dallas 13
21	New York Jets (55,297)	@ Dallas 29

**1971 (6-0)**

45	Los Angeles (87,187)	@ L. A. 21
36	New Orleans (73,560)	@ Dallas 21
16	Cleveland (69,099)	@ Dallas 15
28	Houston (49,078)	@ Houston 20
27	Baltimore (22,291)	@ Baltimore 14
24	Kansas City (74,035)	@ Dallas 17

**1972 (6-1)**

20	College All-Stars (54,162)	@ Chi. 7
26	Houston (65,405)	@ Dallas 24
27	Los Angeles (66,051)	@ L. A. 13
30	New Orleans (81,070)	@ N. O. 7
34	N. Y. Jets (65,386)	@ Dallas 27
10	Kansas City (79,592)	@ K. C. 20
16	Oakland (62,607)	@ Dallas 10

**1973 (4-2)**

24	Los Angeles (75,461)	@ L. A. 7
26	Oakland (53,723)	@ Oakland 27
24	New Orleans (61,022)	@ Dallas 14
24	Houston (46,942)	@ Houston 27
27	Kansas City (57,468)	@ Dallas 16
26	Miami (61,378)	@ Dallas 23

**1974 (3-3)**

7	Oakland (41,049)	@ Oakland 27
13	Los Angeles (46,468)	@ L. A. 6
19	Houston (53,148)	@ Dallas (OT) 13
7	N. Orleans (56,563)	@ N. Orleans 16
25	Kansas City (43,492)	@ Dallas 16
15	Pittsburgh (43,900)	@ Dallas 41

**1975 (2-4)**

Dal.		Opp.
7	Los Angeles (62,843)	@ L. A. 35
20	Kansas City (35,630)	@ K. C. 26
13	Minnesota (45,395)	@ Dallas 16
17	Houston (46,951)	@ Houston 14
20	Oakland (39,562)	@ Dallas 31
17	Pittsburgh (43,186)	@ Dallas 16

**1976 (3-3)**

14	Oakland (52,391)	@ Oakland 17
14	Los Angeles (60,158)	@ L. A. 26
9	Denver (54,567)	@ Dallas 13
36	Detroit (30,340)	@ Memphis 16
20	Pittsburgh (64,264)	@ Dallas 10
26	Houston (58,844)	@ Dallas (OT) 20

**1977 (3-3)**

34	San Diego (59,504)	@ Dallas 14
17	Seattle (58,789)	@ Seattle (OT) 23
14	Miami (56,820)	@ Dallas 20
23	Baltimore (54,835)	@ Dallas 21
14	Houston (49,777)	@ Houston 23
30	Pittsburgh (49,824)	@ Dallas 0

**1978 (3-1)**

41	San Francisco (63,736)	@ Dallas 24
21	Denver (74,619)	@ Denver 14
13	Houston (62,242)	@ Dallas 27
16	Pittsburgh (59,747)	@ Dallas 13

**1979 (3-2)**

13	Oakland (20,648)	@ Canton, O. 20
7	Denver (61,192)	@ Dallas 6
17	Seattle (59,803)	@ Seattle 27
16	Houston (62,803)	@ Dallas 13
16	Pittsburgh (64,543)	@ Dallas 14

**1980 (3-1)**

17	Green Bay (54,876)	@ Dallas 14
19	Los Angeles (63,283)	@ Anaheim 16
20	Houston (63,658)	@ Dallas 13
10	Pittsburgh (62,795)	@ Dallas 31

**1981 (2-2)**

17	Green Bay (55,987)	@ Dallas 21
21	Los Angeles (61,459)	@ Anaheim 33
24	Pittsburgh (63,504)	@ Dallas 14
28	Houston (63,799)	@ Dallas 20

**1982 (3-1)**

10	Buffalo (48,612)	@ Dallas 14
26	San Diego (49,182)	@ San Diego 16
36	New England (50,113)	@ Dallas 21
20	Houston (60,150)	@ Dallas 14

# Historical Highlights

## 1960

**NFL FRANCHISE** — Clint Murchison, Jr., and Bedford Wynne were awarded an expansion franchise in the NFL at the annual league meeting in Miami Beach, Fla. The Cowboys were to play as a "swing" team, playing every other team one time during the first season, although listed in the Western Conference standings (January 28).

**COWBOYS STOCKED** — A player pool was set up in a league meeting at L.A., with each of 12 NFL teams freezing 25 names on its roster and the Cowboys allowed to pick three from each team for a total of 36 veterans. Dallas, once given the list, had to select its 36 players within 24 hours (March 13).

**TRAINING STARTS** — Rookies report to first Cowboys camp at Pacific U., in Forest Grove, Oregon (July 9).

**FIRST PRE-SEASON GAME** — The Cowboys, less than six months in existence, get their first test and drop a 10-16 pre-season game to San Francisco in Seattle (August 6).

**FIRST HOME GAME** — In their Dallas debut, in the Salesmanship Club preseason game, the Cowboys led the world champion Baltimore Colts into the final minute before a 62-yard pass from Johnny Unitas to Lenny Moore gave the Colts a 14-10 victory (August 19).

**FIRST VICTORY** — In a preseason game at Louisville, Ky., the Cowboys beat New York's Giants, 14-3, with Frank Clarke catching touchdown passes of 73 yards (Eddie LeBaron) and 74 yards (Don Meredith) (August 27).

**FIRST LEAGUE GAME** — In their first league game, Dallas fell to Pittsburgh, 35-28, with Bobby Layne leading a fourth-period Steeler rally (Sept. 24, Saturday night).

**STREAK SNAPPED** — Dallas snaps a 10-game loss streak by tying New York, 31-31, at Yankee Stadium (Dec. 4).

## 1961

**TRAINING STARTS** — Rookies launch training at new campsite — St. Olaf College in Northfield, Minn. (July 9).

**FIRST LEAGUE WIN** — Scoring ten points in the final 56 seconds, the Cowboys score their first NFL victory, 27-24, over Pittsburgh in the '61 league opener in the Cotton Bowl. Allen Green's 27-yard field goal on the game's final play won it before 23,500 (Sept. 17).

## 1962

**TRAINING STARTS** — Team begins training at new campsite — Northern Michigan College in Marquette, Mich. (July 13).

**PENALTY HISTORY** — For the first time in anyone's memory in an NFL game, points were awarded for a penalty. The Cowboys were detected holding in the end zone on a 99-TD pass from LeBaron to Clarke, and Pittsburgh was awarded a safety. The Steelers eventually won, 30-28 (Sept. 23).

**100-YARD FIRSTS** — Cowboys Amos Marsh returned a kickoff 101 yards and Mike Gaechter returned a pass interception 100 yards, both plays for fourth-quarter TDs in a 41-19 win over Philadelphia in Dallas. It was the first time in NFL history that two 100-yard runs had been made in the same game, much less by the same team in the same quarter (Oct. 14).

## 1963

**SHIFT TO KANSAS CITY** — The rival Dallas Texans of the AFL announce they are moving the franchise to Kansas City (Feb. 8).

**CALIFORNIA TRAINING SITE** — The Cowboys open training at California Lutheran College in Thousand Oaks, Calif. (July 12).

**HOWTON SETS RECORD** — Bill Howton broke Don Hutson's all-time receiving mark with a 14-yard catch against Washington (there). Hutson's record was 7,991 yards and the catch gave Howton an even 8,000 yards (Sept. 29).

## 1964

**LANDRY CONTRACT** — With one year to go on his original contract, Tom Landry is signed to a ten-year extension, in effect giving him an 11-year pact, possibly the longest in major pro sports history (Feb. 5).

## 1965

**FIRST SELLOUT** — An overflow crowd of 76,251 jams the Cotton Bowl for the Cleveland game, notching the team's first home sellout. Cleveland won, 24-17 (Nov. 21).

## 1966

**PLAYOFF BOWL** — After defeating New York, 38-20, in the season finale (and winning five of their last seven games) to get into the Playoff Bowl at Miami, the Cowboys fall to Baltimore, 35-3 (Jan. 15).

**MERGER** — Peace comes to pro football with Cowboys GM Tex Schramm completing two months of negotiations with AFL's Lamar Hunt, merging the two leagues under the NFL banner (June 8).

**SCHRAMM ELEVATED** — Texas E. Schramm, Vice-President and General Manager of the Cowboys from the beginning, was named President of the club by owner Clint Murchison, Jr., who retained the title of Chairman of the Board.

**NEELY CASE SOLVED** — Dallas and Houston reached agreement in the Ralph Neely case. Neely remained with Dallas with Houston receiving the Cowboys Nos. 1, 2 and two fifth place picks in the 1967 draft (Nov. 17).

**THE CHAMPIONSHIP** — The Cowboys won their first championship, capturing the Eastern Conference title with a 10-3-1 record, but lost the NFL Championship Game to Green Bay, 34-27.

## 1967

**TEXAS STADIUM** — On Dec. 23, owner Clint Murchison, Jr., formally announced plans to build Texas Stadium in suburban Irving. The stadium, to be financed through a bond-option plan, would be ready for the 1970 season. The stadium would seat a minimum of 58,000.

**SECOND CHAMPIONSHIP** — Under the NFL's new format, the Cowboys easily won the Capitol Division and defeated Cleveland, Century Division winner, 52-14, in the Cotton Bowl for the Eastern conference championship. However, on Dec. 31 in Green Bay, the Cowboys lost their second bid for an NFL title, falling to the Packers, 21-17, in the 13 degree below weather.

## 1968

**WIN CAPITOL** — For the second straight year the Cowboys won the Capitol Division, but for the first time in three years the Cowboys did not win the Eastern Championship, being upset at Cleveland, 31-20, on December 21st. Dallas won the Runner-Up Bowl over Minnesota, 17-13.

## 1969

**TEXAS STADIUM** — Ground was broken for Texas Stadium in suburban Irving on January 25, and on June 29 Bert Rose was named general manager of the stadium.

**ORIGINALS RETIRE** — An era ended for the Cowboys in July. On July 5th at a press conference in Dallas, quarterback Don Meredith, the last of the original Cowboys, announced his retirement. Then, on July 18th, the day the veterans were to report to training camp, all-time rushing great Don Perkins officially retired.

**REPEAT CAPITOL WINS** — Once again the Cowboys rolled to the Capitol Division Championship with an 11-2-1 season. However, the Cowboys failed to win the Eastern Championship when on Dec. 28, the Cowboys lost to Cleveland, 38-14, in the Cotton Bowl.

## 1970

**FIVE STRAIGHT PLAYOFFS** — The Cowboys won their last five games to finish 10-4, claim the Eastern Division championship and make the playoffs for the fifth year in a row. They defeated Detroit, 5-0, in the opening round to get a shot at the National Conference championship.

**FIRST NFC TITLE** — The Cowboys captured the biggest prize of their 11-year history on Jan. 3 when they downed San Francisco, 17-10, for the NFC crown. A 16-13 loss to Baltimore in the Super Bowl Jan. 17 left Dallas with one major goal still unrealized.

## 1971

**TEXAS STADIUM** — The Cowboys opened a new era in their sparkling Irving, Tex., home with a 44-21 victory over the New England Patriots on October 24. Duane Thomas scored the first touchdown in the new stadium, a 56-yard run just two minutes and 16 seconds after the opening kickoff. Attendance was 65,708.

**SIX STRAIGHT PLAYOFFS** — The Cowboys won their last seven games to finish 11-3, claim the Eastern Division championship and make the playoffs for the sixth year in a row. They defeated Minnesota, 20-12, in the opening round.

**SECOND NFC TITLE** — For the second consecutive year, the Cowboys met the San Francisco 49ers in the National Conference showdown. This time Dallas won, 14-3, to qualify for its second straight Super Bowl.

**FIRST WORLD CHAMPIONSHIP** — The Cowboys downed the Miami Dolphins, 24-3, to win Super Bowl VI in New Orleans on Jan. 16. It was the 10th victory in a row for Dallas as Roger Staubach passed for two touchdowns and was named the game's Most Valuable Player.

## 1972

**FIRST 1,000-YARD BACK** — Calvin Hill became the first Dallas player to rush for 1,000 yards when he gained 111 on Dec. 9 against the Washington Redskins in Texas Stadium. Hill wound up with 1,036 yards for the season on a record 245 carries.

**SEVEN STRAIGHT PLAYOFFS** — The Cowboys qualified for the NFL playoffs a record seventh consecutive year, their 10-4 record earning them the National Conference Wild Card berth. Roger Staubach passed for two touchdowns in the last 1½ minutes to give the Cowboys a 30-28 victory at San Francisco in the first round. Then, at Washington on New Year's Eve, Dallas was foiled in its bid for a third straight NFL title when the Redskins won, 26-3.

## 1973

**100 VICTORIES** — The Cowboys and Coach Tom Landry recorded their 100th victory with a 40-3 Texas Stadium win over the New Orleans Saints on Sept. 24. Landry, the only head coach the Cowboys have had, ended the season with a career mark of 108-80-6 to rank ninth on the list of the NFL's all-time winningest coaches.

**EIGHT STRAIGHT PLAYOFFS** — The Cowboys regained the NFC Eastern Division title with a 10-4 record and broke their own NFL record by reaching the playoffs for the eighth year in a row. Dallas defeated Western Division champion Los Angeles in the first round, 27-16, but fell to Central Division winner Minnesota in the NFC Championship Game, 27-10.

## 1974

**FIRST TOP DRAFT CHOICE** — For the first time in their history, the Cowboys had the very first choice in the NFL college draft. The No. 1 pick came to Dallas from Houston in exchange for Tody Smith and Billy Parks. The Cowboys selected Ed "Too Tall" Jones, a 6-9, 260-pound defensive end from Tennessee State.

**PLAYOFFS MISSED** — The Cowboys' record-breaking string of eight straight years in the NFL playoffs was broken when the club's 8-6 record failed to qualify.

## 1975

**LILLY HONORED** — "Mr. Cowboy" was honored on Bob Lilly Day at Texas Stadium at halftime of the Philadelphia game on Nov. 23. It was the first such recognition ever given to a Dallas player. Lilly never missed a game in 14 years with the Cowboys, earning All-Pro honors seven times at defensive tackle before retiring prior to the '75 season.

**TEN STRAIGHT WINNING SEASONS** — The Cowboys' 10-4 record earned them the NFC Wild Card berth in the playoffs. The composite record over 10 straight winning seasons was 101-37-2.

**THIRD NFC TITLE** — After shocking Minnesota in the first round, 17-14 on Roger Staubach's 50-yard "Hail Mary" pass to Drew Pearson, the Cowboys traveled to Los Angeles for the NFC showdown. Staubach threw four touchdown passes, three to Preston Pearson, and Dallas won, 37-7. Pittsburgh won Super Bowl X on Jan. 18 in Miami, 21-17.

## 1976

**MEREDITH, PERKINS HONORED** — Former Cowboys greats Don Meredith and Don Perkins joined Bob Lilly in the "Ring of Honor" at Texas Stadium during halftime ceremonies at the New York Giants game on Nov. 7.

**ELEVEN STRAIGHT WINNING SEASONS** — The Cowboys won the NFC Eastern Division title with their 11-3 record, giving them their 11th straight winning season and 10th playoff berth in that period. A 14-12 first round loss to Los Angeles — the first time Dallas had lost in the first round under the current playoff setup — ended the season.

## 1977

**HOWLEY HONORED** — Former All-Pro linebacker Chuck Howley, a Cowboy from 1961 through 1973, became the fourth member of the Ring of Honor. Howley was honored during ceremonies at halftime of the Detroit Lions game on Oct. 30.

**TWELVE STRAIGHT WINNING SEASONS** — Getting off to an 8-0 start, their best ever, the Cowboys rolled to a 12-2 record, the championship of the NFC East, and their 12th consecutive winning season. They opened their 11th visit to the playoffs in those 12 years with a 37-7 first-round victory over the Chicago Bears at Texas Stadium.

**FOURTH NFC TITLE** — Dallas crushed the Minnesota Vikings at Texas Stadium, 23-6, for National Conference crown No. 4 and the right to meet the Denver Broncos in Super Bowl XII.

**SECOND WORLD CHAMPIONSHIP** — The Cowboys stopped the Denver Broncos, 27-10, to win Super Bowl XII in New Orleans on January 15, 1978. In the process, Dallas tied Minnesota for most Super Bowl appearances (four) and Green Bay, Miami and Pittsburgh for most Super Bowl victories (two). Defensive linemen Harvey Martin and Randy White were named co-Most Valuable Players in the game.

## 1978

**THIRTEEN STRAIGHT WINNING SEASONS** — After a mediocre 6-4 start, the Cowboys won six straight games to finish the expanded regular season with a 12-4 record and their 10th division crown. It marked the Cowboys' 13th consecutive winning season and 12th trip to the playoffs in that span. Dallas rallied to beat Atlanta 27-20 in a divisional playoff at Texas Stadium, sending the Cowboys to their seventh NFC championship game in the past nine years.

**FIFTH NFC TITLE** — Dallas shut out the Rams in Los Angeles 28-0 in the National Conference title game to advance to the Super Bowl a record fifth time, including three of the last four. In the first Super Bowl rematch, Pittsburgh edged the Cowboys 35-31 for the NFL championship on Jan. 21 in Miami's Orange Bowl.

## 1979

**TWENTIETH ANNIVERSARY** — The Cowboys celebrated their 20th anniversary season at halftime of the St. Louis Cardinals game at Texas Stadium on Oct. 21. Stars from each of those 20 seasons plus Coach Tom Landry were introduced during the halftime ceremonies.

**FOURTH STRAIGHT NFC EAST TITLE** — Rallying from a mid-season slump, the Cowboys won their final three games to finish with an 11-5 record, their 11th division championship, including the past four NFC East titles, and 14th consecutive winning season. The Cowboys made their 13th trip to the playoffs in those 14 years, but were eliminated by Los Angeles 21-19 in a divisional playoff at Texas Stadium.

## 1980

**STAUBACH RETIRES** — At a press conference at Texas Stadium on March 31, quarterback Roger Staubach announced his retirement after 11 record-breaking years with the Cowboys. Staubach held all major Cowboys passing records and was the all-time leading NFL passer.

**LILLY ENTERS HALL OF FAME** — Bob Lilly, a seven-time All-Pro de-



fensive tackle in his 14-year career with the Cowboys from 1961-74, became the first Cowboys-only player to be inducted into the Pro Football Hall of Fame. Enshrined along with Lilly on Aug. 2 at Canton, Ohio, were Herb Adderley, who played for the Cowboys from 1970-72, Jim Otto and Deacon Jones.

**FIFTEEN STRAIGHT WINNING SEASONS** — Behind new starting quarterback Danny White, the Cowboys rolled to their 15th consecutive winning season with a surprising 12-4 record, tied for best in the league with Philadelphia and Atlanta. The Cowboys lost the NFC East title to Philadelphia on a tie-breaker, but entered the playoffs for the 14th time in 15 years, this time as a wild card team. The Cowboys beat Los Angeles 34-13 at Texas Stadium in the NFC Wild Card Game and rallied past the Falcons at Atlanta 30-27 to advance to the NFC Championship Game at Philadelphia. But the Cowboys lost 20-7 in their bid for a sixth Super Bowl appearance.

**LANDRY'S 200th VICTORY** — Tom Landry joined George Halas and Curly Lambeau as the only coaches with 200 NFL victories when the Cowboys beat Los Angeles 34-13 on Dec. 28 at Texas Stadium in the NFC Wild Card Game, raising Landry's record to 200-119-6, counting regular season and playoff games.

## 1981

**RENFRO HONORED** — Former All-Pro defensive back Mel Renfro, the Cowboys' all-time leading pass interceptor, became the fifth member of the Cowboys' Ring of Honor. Renfro, who played for Dallas from 1964 through 1977, was honored during halftime ceremonies of the Cowboys-Miami Dolphins game at Texas Stadium Oct. 25.

**TWELFTH DIVISION CHAMPIONSHIP** — The Cowboys regained the NFC Eastern Division Championship, their 12th division title since 1966, with a 12-4 record and tied Oakland's NFL mark of 16 consecutive winning seasons. Entering the playoffs for the 15th time in that span, the Cowboys advanced to the NFC Championship Game for the ninth time in 12 years by routing Tampa Bay 38-0 at Texas Stadium. But for the second year in a row Dallas lost the conference title game. San Francisco scored a last-minute touchdown at Candlestick Park to edge the Cowboys 28-27 for a berth in Super Bowl XVI.

## 1982

**200TH REGULAR-SEASON VICTORY** — The Cowboys beat Washington 24-10 at RFK Stadium on Dec. 5 for the club's and Coach Tom Landry's 200th regular-season victory.

**SEVENTEEN STRAIGHT WINNING SEASONS** — The Cowboys finish the strike-shortened regular season with a 6-3 record to establish an NFL record of 17 consecutive winning seasons. Entering the playoffs for a record-tying eighth straight year and for the 16th time in 17 years, the Cowboys beat Tampa Bay 30-17 and Green Bay 37-26, both at Texas Stadium, to advance to the NFC Championship Game for the third year in a row. But again the Cowboys come up short, losing 31-17 at Washington.

## SUPER BOWLS

1966—PACKERS 35, Chiefs 10  
1967—PACKERS 33, Raiders 14  
1968—JETS 16, Colts  
1969—CHIEFS 23, Vikings 7  
1970—COLTS 16, Cowboys 13  
1971—COWBOYS 24, Dolphins 3  
1972—DOLPHINS 14, Redskins 7  
1973—DOLPHINS 24, Vikings 7  
1974—STEELERS 16, Vikings 6  
1975—STEELERS 27, Cowboys 17  
1976—RAIDERS 32, Vikings 14  
1977—COWBOYS 27, Broncos 31  
1978—STEELERS 35, Cowboys 31  
1979—STEELERS 31, Rams 19  
1980—RAIDERS 27, Eagles 10  
1981—49ERS 26, Bengals 21  
1982—REDSKINS 27, Dolphins 17

## CHAMPIONSHIP PLAYOFFS

1933—BEARS 23, Giants 21  
1934—GIANTS 30, Bears 13  
1935—LIONS 26, Giants 7  
1936—PACKERS 21, Boston Redskins 6  
1937—WASH. REDSKINS 28, Bears 21  
1938—GIANTS 23, Packers 17  
1939—PACKERS 27, Giants 0  
1940—BEARS 23, Redskins 0  
1941—BEARS 37, Giants 9  
1942—REDSKINS 14, Bears 6  
1943—BEARS 41, Redskins 21  
1944—PACKERS 14, Giants 7  
1945—CLEVE. BAMS 15, Redskins 14  
1946—BEARS 24, Giants 14  
1947—CARDS 28, Eagles 21  
1948—EAGLES 7, Cards 0  
1949—EAGLES 14, L. A. Rams 0  
1950—BROWNS 30, Rams 28  
1951—RAMS 24, Browns 17  
1952—LIONS 17, Browns 7  
1953—LIONS 17, Browns 16  
1954—BROWNS 56, Lions 10  
1955—BROWNS 38, Rams 14  
1956—GIANTS 47, Bears 7  
1957—LIONS 59, Browns 14  
1958—COLTS 23, Giants 17  
1959—COLTS 31, Giants 16  
1960—EAGLES 17, Packers 13  
1961—PACKERS 16, Giants 0  
1962—PACKERS 16, Giants 7  
1963—BEARS 14, Giants 10  
1964—BROWNS 27, Colts 0  
1965—PACKERS 23, Browns 12  
1966—PACKERS 34, Cowboys 27  
1967—PACKERS 21, Cowboys 17  
1968—COLTS 34, Browns 0  
1969—VIKINGS 27, Browns 7  
1970—COWBOYS 17, 49ers 10 (NFC)  
COLTS 27, Raiders 17 (AFC)  
1971—COWBOYS 14, 49ers 3 (NFC)  
DOLPHINS 21, Colts 0 (AFC)  
1972—REDSKINS 26, Cowboys 3 (NFC)  
DOLPHINS 21, Steelers 17 (AFC)  
1973—VIKINGS 27, Cowboys 10 (NFC)  
DOLPHINS 27, Raiders 10 (AFC)  
1974—VIKINGS 14, Rams 10 (NFC)  
STEELERS 24, Raiders 13 (AFC)  
1975—COWBOYS 37, Rams 7 (NFC)  
STEELERS 16, Raiders 10 (AFC)  
1976—VIKINGS 24, Rams 13 (NFC)  
RAIDERS 24, Steelers 7 (AFC)  
1977—COWBOYS 23, Vikings 6 (NFC)  
BRONCOS 20, Raiders 17 (AFC)  
1978—COWBOYS 28, Rams 0 (NFC)  
STEELERS 34, Oilers (AFC)  
1979—RAMS 9, Buccaneers 0 (NFC)  
STEELERS 27, Oilers 13 (AFC)  
1980—EAGLES 20, Cowboys 7 (NFC)  
RAIDERS 34, Chargers 27 (AFC)  
1981—49ERS 27, Browns 10 (AFC)  
BENGALS 27, Chargers 7 (AFC)  
1982—REDSKINS 31, Cowboys 17 (NFC)  
DOLPHINS 14, Jets 0 (AFC)

## DIVISIONAL PLAYOFFS

1970—COWBOYS 5, Lions 0 (NFC)  
49ERS 17, Vikings 14 (NFC)  
COLTS 17, Bengals 0 (AFC)  
RAIDERS 21, Dolphins 14 (AFC)  
1971—COWBOYS 20, Vikings 12 (NFC)  
49ERS 24, Redskins 20 (NFC)  
DOLPHINS 27, Chiefs 24 (AFC)  
COLTS 9, Browns 3 (AFC)  
1972—COWBOYS 30, 49ers 28 (NFC)  
REDSKINS 16, Packers 3 (NFC)  
DOLPHINS 20, Browns 14 (AFC)  
STEELERS 13, Raiders 7 (AFC)

1973—COWBOYS 27, Rams 16 (NFC)  
VIKINGS 27, Redskins 20 (NFC)  
DOLPHINS 34, Bengals 16 (AFC)  
RAIDERS 33, Steelers 14 (AFC)  
1974—VIKINGS 30, Cardinals 14 (NFC)  
RAMS 19, Redskins 10 (NFC)  
STEELERS 32, Bills 14 (AFC)  
RAIDERS 28, Dolphins 26 (AFC)  
1975—COWBOYS 17, Vikings 14 (NFC)  
RAMS 35, Cardinals 23 (NFC)  
STEELERS 28, Colts 10 (AFC)  
RAIDERS 31, Bengals 28 (AFC)  
1976—RAMS 14, Cowboys 12 (NFC)  
VIKINGS 35, Redskins 20 (NFC)  
RAIDERS 24, Patriots 21 (AFC)  
STEELERS 40, Colts 14 (AFC)  
1977—COWBOYS 37, Bears 7 (NFC)  
VIKINGS 14, Rams 7 (NFC)  
RAIDERS 37, Colts 31 (AFC)  
BRONCOS 34, Steelers 21 (AFC)  
1978—COWBOYS 27, Falcons 20 (NFC)  
RAMS 34, Vikings 10 (NFC)  
OILERS 31, Patriots 14 (AFC)  
STEELERS 33, Broncos 10 (AFC)  
1979—RAMS 21, Cowboys 19 (NFC)  
BUCCINRS. 24, Eagles 17 (NFC)  
OILERS 17, Chargers 14 (AFC)  
STEELERS 34, Dolphins 14 (AFC)  
1980—COWBOYS 30, Atlanta 27 (NFC)  
EAGLES 31, Vikings 16 (NFC)  
RAIDERS 44, Browns 12 (AFC)  
CHARGERS 20, Bills 14 (AFC)  
1981—COWBOYS 38, Bucnrs. 0 (NFC)  
49ERS 38, Giants 24 (NFC)  
BENGALS 28, Bills 21 (AFC)  
CHARGERS 41, Dolphins 38  
(OT) (AFC)  
1982—COWBOYS 37, Packers 26 (NFC)  
REDSKINS 21, Vikings 17 (NFC)  
DOLPHINS 34, Chargers 13 (AFC)  
JETS 17, Raiders 14 (AFC)

## WILD CARD PLAYOFF

1978—FALCONS 14, Eagles 13 (NFC)  
OILERS 17, Dolphins 9 (AFC)  
1979—EAGLES 27, Bears 17 (NFC)  
OILERS 13, Broncos 7 (AFC)  
1980—COWBOYS 34, Rams 13 (NFC)  
RAIDERS 27, Oilers 7 (AFC)  
1981—GIANTS 27, Eagles 21 (NFC)  
BILLS 31, Jets 27 (AFC)  
1982—COWBOYS 30, Bucnrs. 17 (NFC)  
REDSKINS 31, Lions 7 (NFC)  
PACKERS 41, Cardinals 16 (NFC)  
VIKINGS 30, Falcons 24 (NFC)  
RAIDERS 20, Browns 10 (AFC)  
DOLPHINS 23, Patriots 13 (AFC)  
JETS 44, Bengals 17 (AFC)  
CHARGERS 31, Steelers 28 (AFC)

## PRO BOWLS

1951—AMERICAN 28, National 27  
1952—NATIONAL 39, American 13  
1953—NATIONAL 27, American 7  
1954—EASTERN 20, Western 9  
1955—WESTERN 26, Eastern 19  
1956—EASTERN 31, Western 30  
1957—WESTERN 14, Eastern 10  
1958—WESTERN 26, Eastern 7  
1959—EASTERN 28, Western 21  
1960—WESTERN 38, Eastern 21  
1961—WESTERN 35, Eastern 31  
1962—WESTERN 31, Eastern 30  
1963—EASTERN 30, Western 20  
1964—WESTERN 31, Eastern 17  
1965—WESTERN 34, Eastern 14  
1966—EASTERN 36, Western 7  
1967—EASTERN 20, Western 10  
1968—WESTERN 38, Eastern 20  
1969—WESTERN 10, Eastern 7  
1970—WESTERN 16, Eastern 13  
1971—NFC 27, AFC 6  
1972—AFC 26, NFC 13  
1973—AFC 33, NFC 28  
1974—AFC 15, NFC 13  
1975—NFC 17, AFC 10  
1976—NFC 23, AFC 20  
1977—AFC 24, NFC 14  
1978—NFC 14, AFC 13  
1979—NFC 13, AFC 7  
1980—NFC 37, AFC 27  
1981—NFC 21, AFC 7  
1982—AFC 16, NFC 13  
1983—NFC 20, AFC 19



**THE  
SIDELINES**

# Dallas Cowboys Cheerleaders

Although the Cowboys have had sideline cheerleaders since their first season, the current phenomenon of the Cowboys Cheerleaders did not begin its rise until 1975.

The Cowboys saw the opportunity to develop a more exciting form of sideline entertainment for football fans. A decision was made to increase the size of the cheerleading squad by holding open auditions in the spring of 1976. About 250 women came to Texas Stadium that year. The number of applicants annually now exceeds 2,000.

In capturing the imaginations of people everywhere, the multi-talented Cheerleaders have made numerous national television appearances, including two highly rated made-for-TV movies about the squad and two special "Love Boat" episodes. The Cheerleaders also have appeared at many charity events and state fairs around the nation.

The Cowboys Cheerleaders also are popular around the world. The squad made its first overseas tour in December 1978, a well-received 10-day visit to Japan. Since 1979 the Cheerleaders have made eight very successful tours of United States military bases in Korea, West Germany, Greece, Turkey, the Philippines, Lebanon and the Indian Ocean for the United Services Organization (USO) and the Department of Defense.

## 1983-84 COWBOYS CHEERLEADERS

**\*Annie Adkins**

Teacher

**Aurora Austin**

Student

**\*Kim Bateman**

Student

**Nadajalah Bursey**

Student

**Candy Causey**

Student

**Deanna Childers**

Insurance Secretary

**\*Michelle Cole**

Student

**D'Arcy Dentino**

Student

**Allison Dobson**

Gymnastics Teacher

**Beth Dreyer**

Student

**Beth Elias**

Student

**Karen Faber**

Student

**Laci Folks**

Development Secretary

**Karla Haviland**

Oil Co. Secretary

**\*Leslie Haynes**

Secretary

**Debbie Lewis**

Student

**Kelly McKee**

Student

**Marcie Malone**

Electronic Sales Buyer

**\*Melinda May**

Secretary

**\*Michele Messer**

Payroll Processor

**Monica Mikolaj**

Retail, Asst. Buyer

**Meladie Mitchell**

Aerobic Instructor

**\*Dee Dee Murphy**

Student

**Debbie Murtland**

Student

**Lori Neal**

Building Secretary

**\*Kim Oden**

Secretary

**Michele Perpetua**

Student

**Taunya Plumlee**

Teacher

**\*Dana Presley**

Real Estate Secretary

**Marcia Smith**

Exercise Teacher

**\*Stacy Stalaland**

Student

**\*Tisha Sulak**

Student

**\*Judy Trammell**

Medical Secretary

**\*Toni Washington**

Computer Operator

**\*Sheri Williams**

Teacher

**Kelly Zaloudek**

Student

\*returnees

# 1983 Halftime Activities

## **AUGUST 6 . . . Miami Dolphins**

A gymnastics exhibition saluting the 1984 Olympics and featuring the Garland, Texas, Flippers, the University Gymnasts of Plano, Texas, and the Gyros Gymnastics team of Fort Worth.

## **AUGUST 20 . . . Pittsburgh Steelers**

150 jazzercise instructors from Texas and New Mexico exercise to music.

## **AUGUST 27 . . . Houston Oilers**

Apache Belles and Band from Tyler, Texas, Junior College present the best of Irving Berlin.

## **SEPTEMBER 18 . . . New York Giants**

Northwest Louisiana State University Band from Monroe, La., with "The Sound of Today."

## **SEPTEMBER 25 . . . New Orleans Saints**

Martin High School Band from Laredo, Texas, presents "South of the Border."

## **OCTOBER 9 . . . Tampa Bay Buccaneers**

Cowboys Reunion VIII.

## **OCTOBER 23 . . . Los Angeles Raiders**

North Garland, Texas, High School Band and Drill Team.

## **NOVEMBER 6 . . . Philadelphia Eagles**

Combined high school bands from Lawton, Okla., and the Cameron University Band from Lawton present "How the West Was Won."

## **NOVEMBER 20 . . . Kansas City Chiefs**

Abilene Christian University Band from Abilene, Texas.

## **NOVEMBER 24 . . . St. Louis Cardinals**

The Cowboys' traditional Thanksgiving Day Show, featuring the Temple, Texas, High School Band, Pepperettes and Chorus.

## **DECEMBER 11 . . . Washington Redskins**

United States Air Force Academy Drum and Bugle Corps from Colorado Springs, Colo.

## **The Cowboys Band**

The 26-member Dallas Cowboys Band, a brass arrangement featuring a variety of musical sounds from country and western to rock 'n roll, again will be a central entertainment ingredient during Cowboys games at Texas Stadium in 1983. Under the direction of Bill Lively, associate dean of the Meadows School of the Arts at Southern Methodist University, the Cowboys Band is a vital part of all Texas Stadium pre-game, halftime and post-game activities.

# Cowboys on Radio

The Cowboys again in 1983 will have the largest radio network in the National Football League as Texas State Network begins its second season broadcasting Cowboys games to America. With KRLD Radio of Dallas serving as the flagship station, TSN's Dallas Cowboys Network will be carried on 167 stations in 15 states. Play-by-play broadcaster Verne Lundquist will be joined by color man Brad Sham for the broadcasts. In addition, TSN will carry all Cowboys games in Spanish on 11 stations in three states via the Dallas Cowboys Spanish Radio Network with broadcasters Armando Quintero and Mario Montez.

## The TSN Dallas Cowboys Network

**TEXAS:** Abilene, KWKC; Alice, KBIC-FM; Alpine, KVLF; Amarillo, KGNC; Andrews, KACT-FM; Atlanta, KPYN-FM; Austin, KLBJ; Ballinger, KRUN-FM; Beaumont, KALO; Beeville, KCWW-FM; Belton, KTON, KTON-FM; Big Spring, KBST; Boerne, KNCI; Bonham, KFYZ-FM; Bowie, KBAN; Brady, KNEL; Breckenridge, KROO-FM; Brenham, KITX, KWHI-FM; Bridgeport, KWCS-FM; Brownsville, KBOR; Brownwood, KBWD; Bryan, KORA-FM; Carrizo Springs, KBEN; Carthage, KGAS; Center, KLCR-FM; Colorado City, KVMC; Corpus Christi, KSIX; Corsicana, KAND; Dalhart, KXIT; Dallas, KRLD; Del Rio, KDLK; Dumas, KDDD, KMRE-FM; Eagle Pass, KINT-FM; Eastland, KERC; El Campo, KULP, KULP-FM; El Paso, KYSR; Falfurrias, KPSS; Fort Stockton, KFST, KPJH-FM; Fredericksburg, KFAN-FM, KNAF; Galveston, KILE; Gladewater, KEEK; Graham, KSWA, KWQO-FM; Granbury, KPAR; Greenville, KGVJ; Hallettsville, KRJH; Hamilton, KCLW; Hereford, KPAN; Hondo, KRME; Houston, KPRC; Huntsville, KHUN-FM; Jasper, KWYX-FM; Junction, KMBL; Kermit, KERB; Kerrville, KERV; Lamesa, KPET; Lampasas, KCYL; Levelland, KLVT; Liberty, KPXE; Longview, KLUE; Lubbock, KFYO; Lufkin, KRBA; Marshall, KKYR; Midland, KCRS; Mineral Wells, KYXS, KYXS-FM; Monahans, KVKM; Mt. Pleasant, KPXI-FM; Nacogdoches, KEEE; Navasota, KWBC; Odessa, KYXX; Ozona, KRCT-FM; Palestine, KNET; Pampa, KSZN; Paris, KPLT; Pecos, KIUN, KPTX-FM; Perryton, KEYE; Plainview, KVOP; Pleasanton, KBOP, KBOP-FM; Rusk, KTLU, KRRW-FM; San Angelo, KBIL-FM; San Antonio, WOAI; San Saba, KBAL; Sherman, KTXO; Silsbee, KWDX-FM; Snyder, KSNY; Sonora, KVRN, KVRN-FM; Spearman, KRDF-FM; Sulphur Springs, KSST; Sweetwater, KXOX-FM; Terrell, KTLR-FM; Tulia, KTUE; Tyler, KDOK; Uvalde, KVOU, KYUF-FM; Victoria, KCWM; Waco, KNFO-FM; Weatherford, KZEE; Wichita Falls, KNIN; Woodville, KVLL.

**ALABAMA:** Florence, WXOR.

**ARIZONA:** Tucson, KNST.

**ARKANSAS:** Ashdown, KMLA-FM; Camden, KAMD; Dermott, KAKA; Fairfield Bay, KFFB; Helena, KFFA; Ozark, KZRK-FM.

**CALIFORNIA:** Thousand Oaks, KGOE.

**COLORADO:** Gunnison, KVLE-FM.

**HAWAII:** Honolulu, KHVH.

**ILLINOIS:** Belleville, WIBV.

**INDIANA:** North Vernon, WOCH, WOCH-FM.

**IOWA:** Des Moines, KWKY.

**LOUISIANA:** Alexandria, KSYL; Baton Rouge, WJBO; New Orleans, WNOE; Shreveport, KOKA.

**MISSISSIPPI:** Jackson, WHJT-FM; Laurel, WAML; University, WCBH-CC.

**NEW MEXICO:** Alamogordo, KPSS; Albuquerque, KOB; Artesia, KSVP, KTZA-FM; Aztec, KKBK; Belen, KARS; Farmington, KWYX-FM; Gallup, KGAK; Roswell, KBIM-FM; Santa Fe, KNYN-FM; Santa Rosa, KSXY; Tucumcari, KTNM.

**OKLAHOMA:** Ada, KASX-FM; Ardmore, KVSO; Blackwell, KLTR; Chickasha, KWCO; Clinton, KKCC; Durant, KSEO, KSEO-FM; Enid, KGWA; Frederick, KYBE-FM; McAlester, KNED-FM; Nowata, KNFB-FM; Oklahoma City, ONN, KLTE-FM; Okmulgee, KOKL, KOKL-FM; Pauls Valley, KGOK-FM; Ponca City, KPNC-FM; Tulsa, KRMG; Vinita, KVIN; Weatherford, KWEY-FM; Wewoka, KWSH.

**TENNESSEE:** Erwin, WXIS-FM; Millington, WTNN.

## The Dallas Cowboys Spanish Radio Network

**FLORIDA:** Tampa, WTYM; Miami, WOCN.

**MEXICO:** Reynosa, Tamps., XHRR.

**TEXAS:** Bishop, KFLZ-FM; Brownsville, XEEW; Del Rio, XEAE; Eagle Pass, XEMU; El Paso, XEZOL; Fort Worth, KESS-FM; Laredo, XEK; San Antonio, KVAR.

# Cowboys Attendance Records

## TOTAL ATTENDANCE

Year	Home Games (No.)	Avg.	Percent Change	Road Games (No.)	Pre-Season Games (No.)	Post Season Games	Grand Total
1960	128,500( 6)	21,417	—	214,820( 6)	120,284( 6)	—	463,604
1961	172,000( 7)	24,571	+33.9%	251,443( 7)	97,584( 5)	—	521,027
1962	152,446( 7)	21,778	-11.4%	278,807( 7)	178,683( 5)	—	609,936
1963	188,727( 7)	26,961	+23.8%	280,062( 7)	214,290( 5)	—	683,079
1964	268,661( 7)	38,380	+42.3%	356,339( 7)	207,751( 5)	—	832,751
1965	388,912( 7)	55,559	+44.8%	366,390( 7)	199,395( 5)	65,569	1,020,266
1966	473,373( 7)	67,625	+21.7%	408,889( 7)	238,186( 5)	75,504	1,195,952
1967	460,476( 7)	65,782	-2.7%	402,843( 7)	278,511( 5)	121,647	1,263,477
1968	470,110( 7)	67,158	+2.1%	401,626( 7)	300,909( 6)	104,458	1,277,103
1969	443,352( 7)	63,336	-5.7%	434,477( 7)	384,095( 6)	100,472	1,362,396
1970	411,531( 7)	58,790	-7.2%	398,377( 7)	347,327( 6)	212,847	1,370,082
1971	466,220( 7)	66,603	+13.3%	416,043( 7)	375,250( 6)	196,716	1,454,229
1972	446,990( 7)	63,856	-4.1%	391,852( 7)	474,273( 7)	114,343	1,427,458
1973	433,030( 7)	61,861	-3.1%	423,177( 7)	355,994( 6)	128,815	1,341,016
1974	373,435( 7)	53,348	-13.8%	378,233( 7)	284,620( 6)	—	1,036,288
1975	402,294( 7)	57,471	+7.7%	404,074( 7)	273,567( 6)	211,095	1,291,029
1976	412,698( 7)	58,957	+2.6%	414,867( 7)	320,564( 6)	62,436	1,210,565
1977	432,885( 7)	61,840	+5.0%	398,486( 7)	329,549( 6)	201,288	1,362,208
1978	498,865( 8)	62,358	+0.9%	484,905( 8)	260,344( 4)	206,464	1,450,578
1979	508,965( 8)	63,621	+0.2%	488,432( 8)	268,989( 5)	64,792	1,331,178
1980	477,378( 8)	59,672	-6.2%	492,828( 8)	244,612( 4)	195,251	1,410,069
1981	511,541( 8)	63,943	+7.2%	502,392( 8)	243,849( 4)	125,373	1,383,155
1982	269,981( 5)	53,996	-15.6%	217,153( 4)	208,057( 4)	184,059	879,250
Total	8,792,370(162)	54,274	—	8,806,514(161)	6,205,870(123)	2,371,129	26,176,696

## \*LARGEST CROWDS

### Home

80,259 — Dallas 26, Cleveland 14; Nov. 24, 1966.  
76,965 — Dallas 31, St. Louis 17; Dec. 4, 1966.

### Away

84,850 — Cleveland 42, Dallas 10; Nov. 2, 1969.  
84,728 — Dallas 17, New Orleans 3; Nov. 3, 1968.

## SMALLEST CROWDS

### Home

†10,000 — San Francisco 26, Dallas 14; Nov. 20, 1960.  
12,692 — Chicago 34, Dallas 33; Nov. 18, 1962.

### Away

4,954 — Dallas 38, Minnesota 13; Aug. 5, 1961 in Sioux Falls, S.D.  
14,102 — St. Louis 52, Dallas 20; Dec. 9, 1962.  
\*Cowboys-Rams played before 87,381 in pre-season, Aug. 8, 1969 in Los Angeles.  
†Estimated; no turnstiles in Cotton Bowl in 1960 and 1961.

## SELLOUT STREAKS

Longest home sellout streak — 44 straight games (began 10/16/77 vs. Washington, ended 11/21/82 vs. Tampa Bay (regular season and playoffs))  
Last home non-sellout (regular season and playoffs) — 11/25/82 vs. Cleveland  
Last road non-sellout (regular season and playoffs) — 9/9/79 @ San Francisco (30 straight)

# 1982 NFL Leaders

## RUSHING

Player, Team—	Att.	Yards	Avg.	Long	TD
1. Freeman McNeil, N.Y. Jets	151	786	5.2	48	6
2. Tony Dorsett, Dallas	177	745	4.2	t99	5
3. Andra Franklin, Miami	177	701	4.0	t25	7
4. Marcus Allen, Raiders	160	697	4.4	53	11
5. Billy Sims, Detroit	172	639	3.7	29	4
6. Joe Cribbs, Buffalo	134	633	4.7	t62	3
7. Anthony Collins, New England	164	632	3.9	54	1
8. Pete Johnson, Cincinnati	156	622	4.0	21	7
9. Franco Harris, Pittsburgh	140	604	4.3	21	2
10. Walter Payton, Chicago	148	596	4.0	26	1

## PASSING

Player, Team—	Att.	Comp.	Pct.	Yards	TD	Int.	Rating
1. Ken Anderson, Cincinnati	309	218	70.6	2495	12	9	95.5
2. Dan Fouts, San Diego	330	204	61.8	2883	17	11	93.6
3. Joe Theismann, Wash.	252	161	63.9	2033	13	9	91.3
4. Danny White, Dallas	247	156	63.2	2079	16	12	91.1
5. Joe Montana, San Fran.	346	213	61.6	2613	17	11	87.9
6. Richard Todd, N.Y. Jets	261	153	58.6	1961	14	8	87.3
7. Steve Grogan, N. England	122	66	54.1	930	7	4	84.2
8. Terry Bradshaw, Pittsburgh	240	127	52.9	1768	17	11	81.4
9. Jim McMahon, Chicago	210	120	57.1	1501	9	7	80.1
10. Steve Barikowski, Atlanta	262	166	63.4	1905	8	11	78.1

## RECEIVING

Player, Team—	No.	Yards	Avg.	Long	TD
1. Dwight Clark, San Francisco	60	913	15.2	51	5
2. Kellen Winslow, San Diego	54	721	13.4	40	6
3. James Wilder, Tampa Bay	53	466	8.8	32	1
4. Wes Chandler, San Diego	49	1032	21.1	t66	9
5. Cris Collinsworth, Cincinnati	49	700	14.3	50	1
6. Ozzie Newsome, Cleveland	49	633	12.9	54	3
7. Dan Ross, Cincinnati	47	508	10.8	28	3
8. Todd Christensen, Raiders	42	510	12.1	50	4
9. William Andrews, Atlanta	42	503	12.0	t86	2
10. Henry Marshall, Kansas City	40	549	13.7	t44	3

## SCORING

Player, Team—	TD	PAT	FG	Total
1. Marcus Allen, Raiders	14	0	0	84
2. Rolf Benirschke, San Diego	0	32	16	80
3. Wendell Tyler, Rams	13	0	0	78
4. Mark Moseley, Washington	0	16	20	76
5. Nick Lowery, Kansas City	0	17	19	74
6. Bill Capece, Tampa Bay	0	14	18	68
7. Jim Breech, Cincinnati	0	25	14	67
8. Uwe von Schamann, Miami	0	21	15	66
9. Jan Stenerud, Green Bay	0	25	13	64
10. Chris Bahr, Raiders	0	32	10	62



## PUNTING

	Player, Team—	No.	Avg.	Long	Bk.
1.	Luke Prestridge, Denver	45	45.0	65	0
2.	Rohn Stark, Baltimore	46	44.4	60	0
3.	Carl Birdsong, St. Louis	54	43.8	65	0
4.	Rich Camarillo, New England	49	43.7	76	0
5.	John Misko, Rams	45	43.6	59	1
6.	Russell Erxleben, New Orleans	46	43.0	60	0
7.	Dave Jennings, N.Y. Giants	49	42.8	73	0
8.	<b>Danny White, Dallas</b>	<b>37</b>	<b>41.7</b>	<b>56</b>	<b>0</b>
9.	Larry Swider, Tampa Bay	39	41.5	59	1
10.	Jeff Gossett, Kansas City	33	41.4	56	0

## INTERCEPTIONS

	Player, Team—	No.	Yards	Avg.	Long	TD
1.	Everson Walls, Dallas	7	61	8.7	37	0
2.	Ken Riley, Cincinnati	5	88	17.6	t56	1
3.	Bobby Jackson, N.Y. Jets	5	84	16.8	t77	1
4.	Dwayne Woodruff, Pittsburgh	5	53	10.6	30	0
5.	Donnie Shell, Pittsburgh	5	27	5.4	18	0
6.	Bobby Watkins, Detroit	5	22	4.4	20	0
7.	Herman Edwards, Philadelphia	5	3	0.6	3	0

13 tied with 4

## KICKOFF RETURNS

	Player, Team—	No.	Yards	Avg.	Long	TD
1.	Mike Mosley, Buffalo	18	487	27.1	66	0
2.	Alvin Hall, Detroit	16	426	26.6	t96	1
3.	Greg Pruitt, Raiders	14	371	26.5	55	0
4.	Mike Nelms, Washington	23	557	24.2	58	0
5.	Jarvis Redwine, Minnesota	12	286	23.8	76	0
6.	Ricky Smith, New England	24	567	23.6	t98	1
7.	Rickey Watts, Chicago	14	330	23.6	36	0
8.	Fred Bohannon, Pittsburgh	14	329	23.5	57	0
9.	Wade Manning, Denver	15	346	23.1	34	0
10.	Barry Redden, Rams	22	502	22.8	85	0
11.	Stump Mitchell, St. Louis	16	364	22.8	33	0

## PUNT RETURNS

	Player, Team—	No.	FC	Yards	Avg.	Long	TD
1.	Rick Upchurch, Denver	15	3	242	16.1	78	2
2.	James Brooks, San Diego	12	4	138	11.5	29	0
3.	Billy Johnson, Atlanta	24	4	273	11.4	71	0
4.	Paul Johns, Seattle	19	10	210	11.1	37	0
5.	LeRoy Irvin, Rams	22	1	242	11.0	t63	1
6.	Rick Woods, Pittsburgh	13	2	142	10.9	20	0
7.	Robbie Martin, Detroit	26	5	275	10.6	58	0
8.	Tom Vigorito, Miami	20	5	192	9.6	t59	1
9.	Freddie Solomon, S. Fran.	13	1	122	9.4	27	0
10.	Leon Bright, N.Y. Giants	37	0	325	8.8	33	0



# Final 1982 NFL Standings

## AMERICAN FOOTBALL CONFERENCE

	W	L	T	Pct.	Pts.	OP
*L.A. Raiders	8	1	0	.889	260	200
*Miami	7	2	0	.778	198	131
*Cincinnati	7	2	0	.778	232	177
*Pittsburgh	6	3	0	.667	204	146
*San Diego	6	3	0	.667	288	221
*N.Y. Jets	6	3	0	.667	245	166
*N. England	5	4	0	.556	143	157
*Cleveland	4	5	0	.444	140	182
Buffalo	4	5	0	.444	150	154
Seattle	4	5	0	.444	127	147
Kansas City	3	6	0	.333	176	184
Denver	2	7	0	.222	148	226
Houston	1	8	0	.111	136	245
Baltimore	0	8	1	.056	113	236

## NATIONAL FOOTBALL CONFERENCE

	W	L	T	Pct.	Pts.	OP
*Washington	8	1	0	.889	190	128
*Dallas	6	3	0	.667	226	145
*Green Bay	5	3	1	.611	226	169
*Minnesota	5	4	0	.556	187	198
*Atlanta	5	4	0	.556	183	199
*St. Louis	5	4	0	.556	135	170
*Tampa Bay	5	4	0	.556	158	178
*Detroit	4	5	0	.444	181	176
New Orleans	4	5	0	.444	129	160
N.Y. Giants	4	5	0	.444	164	160
S. Francisco	3	6	0	.333	209	206
Chicago	3	6	0	.333	141	174
Phila.	3	6	0	.333	191	195
L.A. Rams	2	7	0	.222	200	250

\*Qualified for Super Bowl Tournament

## SUPER BOWL TOURNAMENT

### FIRST ROUND

@ L.A. Raiders 27, Cleveland 10  
 @ Miami 23, New England 13  
 N.Y. Jets 44, @ Cincinnati 17  
 San Diego 31, @ Pittsburgh 28

### SECOND ROUND

N.Y. Jets 17, @ L.A. Raiders 14  
 @ Miami 34, San Diego 13

### AFC CHAMPIONSHIP

@ Miami 14, N.Y. Jets 0

### FIRST ROUND

@ Washington 31, Detroit 7  
 @ Green Bay 41, St. Louis 16  
 @ Dallas 30, Tampa Bay 17  
 @ Minnesota 30, Atlanta 24

### SECOND ROUND

@ Washington 21, Minnesota 7  
 @ Dallas 37, Green Bay 26

### NFC CHAMPIONSHIP

@ Washington 31, Dallas 17

## SUPER BOWL XVII

Washington 27, Miami 17

## AFC-NFC PRO BOWL

NFC 20, AFC 19

# 1983 NFL Post Season Games

SATURDAY, DECEMBER 24  
 AFC FIRST ROUND PLAYOFF

MONDAY, DECEMBER 26  
 NFC FIRST ROUND PLAYOFF

SATURDAY, DECEMBER 31  
 AFC AND NFC DIVISIONAL PLAYOFFS

SUNDAY, JANUARY 1  
 AFC AND NFC DIVISIONAL PLAYOFFS

SUNDAY, JANUARY 8  
 AFC AND NFC CHAMPIONSHIP GAMES

SUNDAY, JANUARY 22  
 SUPER BOWL XVIII  
 AT TAMPA STADIUM, TAMPA, FLA.

SUNDAY, JANUARY 29  
 AFC-NFC PRO BOWL  
 AT HONOLULU, HAWAII

**MONDAY, OCT. 24**

New York Giants at St. Louis ..... 8:00

**SUNDAY, OCT. 30 (9th Weekend)**

Baltimore at Philadelphia ..... 1:00  
 Dallas at New York Giants ..... 1:00  
 Detroit at Chicago ..... 12:00  
 Green Bay at Cincinnati ..... 4:00  
 Houston at Cleveland ..... 1:00  
 Kansas City at Denver ..... 2:00  
 L.A. Rams at Miami ..... 1:00  
 Minnesota at St. Louis ..... 12:00  
 New England at Atlanta ..... 1:00  
 New Orleans at Buffalo ..... 1:00  
 New York Jets at San Francisco ..... 1:00  
 Seattle at L.A. Raiders ..... 1:00  
 Tampa Bay at Pittsburgh ..... 1:00

**MONDAY, OCT. 31**

Washington at San Diego ..... 6:00

**SUNDAY, NOV. 6 (10th Weekend)**

Atlanta at New Orleans ..... 12:00  
 Baltimore at New York Jets ..... 4:00  
 Buffalo at New England ..... 1:00  
 Chicago at Los Angeles Rams ..... 1:00  
 Cincinnati at Houston ..... 12:00  
 Cleveland vs. Green Bay at Mil. ..... 12:00  
 Denver at Seattle ..... 1:00  
 L.A. Raiders at Kansas City ..... 12:00  
 Miami at San Francisco ..... 1:00  
 Philadelphia at Dallas ..... 12:00  
 St. Louis at Washington ..... 4:00  
 San Diego at Pittsburgh ..... 1:00  
 Tampa Bay at Minnesota ..... 12:00

**MONDAY, NOV. 7**

New York Giants at Detroit ..... 9:00

**SUNDAY, NOV. 13 (11th Weekend)**

Buffalo at New York Jets ..... 1:00  
 Cincinnati at Kansas City ..... 12:00  
 Dallas at San Diego ..... 1:00  
 Denver at L.A. Raiders ..... 1:00  
 Detroit at Houston ..... 12:00  
 Green Bay at Minnesota ..... 12:00  
 Miami at New England ..... 1:00  
 New Orleans at San Francisco ..... 1:00  
 Philadelphia at Chicago ..... 12:00  
 Pittsburgh at Baltimore ..... 2:00  
 Seattle at St. Louis ..... 12:00  
 Tampa Bay at Cleveland ..... 1:00  
 Washington at New York Giants ..... 4:00

**MONDAY, NOV. 14**

L.A. Rams at Atlanta ..... 9:00

**SUNDAY, NOV. 20 (12th Weekend)**

Baltimore at Miami ..... 1:00  
 Chicago at Tampa Bay ..... 1:00  
 Cleveland at New England ..... 1:00  
 Detroit vs. Green Bay at Mil. ..... 12:00  
 Houston at Cincinnati ..... 1:00  
 L.A. Raiders at Buffalo ..... 1:00  
 Kansas City at Dallas ..... 3:00  
 Minnesota at Pittsburgh ..... 1:00  
 New York Giants at Philadelphia ..... 1:00  
 San Diego at St. Louis ..... 12:00  
 San Francisco at Atlanta ..... 4:00  
 Seattle at Denver ..... 2:00  
 Washington at L.A. Rams ..... 1:00

**MONDAY, NOV. 21**

New York Jets at New Orleans ..... 8:00

**THURSDAY, NOV. 24 (13th Weekend)**  
 (Thanksgiving Day)  
 Pittsburgh at Detroit ..... 12:30  
 St. Louis at Dallas ..... 3:00

**SUNDAY, NOV. 27**

Baltimore at Cleveland ..... 1:00  
 Buffalo at L.A. Rams ..... 1:00  
 Denver at San Diego ..... 1:00  
 Green Bay at Atlanta ..... 4:00  
 Houston at Tampa Bay ..... 1:00  
 Kansas City at Seattle ..... 1:00  
 Minnesota at New Orleans ..... 12:00  
 New England at New York Jets ..... 1:00  
 New York Giants at L.A. Raiders ..... 1:00  
 Philadelphia at Washington ..... 1:00  
 San Francisco at Chicago ..... 12:00

**MONDAY, NOV. 28**

Cincinnati at Miami ..... 9:00

**THURSDAY, DEC. 1 (14th Weekend)**

L.A. Raiders at San Diego ..... 6:00

**SUNDAY, DEC. 4**

Atlanta at Washington ..... 1:00  
 Buffalo at Kansas City ..... 12:00  
 Chicago at Green Bay ..... 12:00  
 Cincinnati at Pittsburgh ..... 1:00  
 Cleveland at Denver ..... 2:00  
 Dallas at Seattle ..... 1:00  
 L.A. Rams at Philadelphia ..... 1:00  
 Miami at Houston ..... 12:00  
 New Orleans at New England ..... 1:00  
 New York Jets at Baltimore ..... 4:00  
 St. Louis at New York Giants ..... 1:00  
 Tampa Bay at San Francisco ..... 1:00

**MONDAY, DEC. 5**

Minnesota at Detroit ..... 9:00

**SATURDAY, DEC. 10 (15th Weekend)**

Atlanta at Miami ..... 4:00  
 Pittsburgh at New York Jets ..... 12:30

**SUNDAY, DEC. 11**

Baltimore at Denver ..... 2:00  
 Chicago at Minnesota ..... 12:00  
 Cleveland at Houston ..... 12:00  
 Detroit at Cincinnati ..... 1:00  
 Kansas City at San Diego ..... 1:00  
 New England at L.A. Rams ..... 1:00  
 New Orleans at Philadelphia ..... 1:00  
 St. Louis at L.A. Raiders ..... 1:00  
 San Francisco at Buffalo ..... 1:00  
 Seattle at New York Giants ..... 1:00  
 Washington at Dallas ..... 3:00

**MONDAY, DEC. 12**

Green Bay at Tampa Bay ..... 9:00

**FRIDAY, DEC. 16 (16th Weekend)**

New York Jets at Miami ..... 9:00

**SATURDAY, DEC. 17**

Cincinnati at Minnesota ..... 3:00  
 New York Giants at Washington ..... 12:30

**SUNDAY, DEC. 18**

Buffalo at Atlanta ..... 1:00  
 Denver at Kansas City ..... 12:00  
 Green Bay at Chicago ..... 12:00  
 Houston at Baltimore ..... 2:00  
 L.A. Rams at New Orleans ..... 12:00  
 New England at Seattle ..... 1:00  
 Philadelphia at St. Louis ..... 12:00  
 Pittsburgh at Cleveland ..... 1:00  
 San Diego at L.A. Raiders ..... 1:00  
 Tampa Bay at Detroit ..... 4:00

**MONDAY, DEC. 19**

Dallas at San Francisco ..... 6:00



# 1983 NATIONAL FOOTBALL LEAGUE SCHEDULE

(All times local)



## SUNDAY, SEPT. 4 (1st Weekend)

Atlanta at Chicago	12:00
Baltimore at New England	1:00
Denver at Pittsburgh	1:00
Detroit at Tampa Bay	1:00
Green Bay at Houston	12:00
L.A. Raiders at Cincinnati	1:00
L.A. Rams at New York Giants	1:00
Miami at Buffalo	1:00
Minnesota at Cleveland	1:00
New York Jets at San Diego	1:00
Philadelphia at San Francisco	1:00
St. Louis at New Orleans	12:00
Seattle at Kansas City	3:00

<b>MONDAY, SEPTEMBER 5</b>	9:00
Dallas at Washington	9:00

<b>THURSDAY, SEPT. 8 (2nd Weekend)</b>	
San Francisco at Minnesota	7:30

## SUNDAY, SEPT. 11

Buffalo at Cincinnati	1:00
Cleveland at Detroit	1:00
Dallas at St. Louis	12:00
Denver at Baltimore	4:00
Houston at L.A. Raiders	1:00
New England at Miami	4:00
New Orleans at L.A. Rams	1:00
New York Giants at Atlanta	1:00
Pittsburgh at Green Bay	12:00
Seattle at New York Jets	4:00
Tampa Bay at Chicago	12:00
Washington at Philadelphia	1:00

<b>MONDAY, SEPT. 12</b>	8:00
San Diego at Kansas City	8:00

<b>THURSDAY, SEPT. 15 (3rd Weekend)</b>	
Cincinnati at Cleveland	8:30

## SUNDAY, SEPT. 18

Atlanta at Detroit	1:00
Baltimore at Buffalo	1:00
Chicago at New Orleans	12:00
Kansas City at Washington	1:00
L.A. Rams vs. Green Bay at Mil.	12:00
Minnesota at Tampa Bay	4:00
New York Giants at Dallas	3:00
New York Jets at New England	1:00
Philadelphia at Denver	2:00
Pittsburgh at Houston	12:00
San Diego at Seattle	1:00
San Francisco at St. Louis	12:00

<b>MONDAY, SEPT. 19</b>	6:00
Miami at L.A. Raiders	6:00

## SUNDAY, SEPT. 25 (4th Weekend)

Atlanta at San Francisco	1:00
Chicago at Baltimore	2:00
Cincinnati at Tampa Bay	1:00
Cleveland at San Diego	1:00
Detroit at Minnesota	12:00
Houston at Buffalo	1:00
Kansas City at Miami	1:00
L.A. Raiders at Denver	2:00
L.A. Rams at New York Jets	4:00
New England at Pittsburgh	1:00
New Orleans at Dallas	12:00
St. Louis at Philadelphia	1:00
Washington at Seattle	1:00

<b>MONDAY, SEPT. 26</b>	9:00
Green Bay at New York Giants	9:00

## SUNDAY, OCT. 2 (5th Weekend)

Baltimore at Cincinnati	1:00
Dallas at Minnesota	12:00
Denver at Chicago	12:00
Detroit at L.A. Rams	1:00
Houston at Pittsburgh	1:00
L.A. Raiders at Washington	1:00
Miami at New Orleans	3:00
Philadelphia at Atlanta	1:00
St. Louis at Kansas City	3:00
San Diego at New York Giants	4:00
San Francisco at New England	1:00
Seattle at Cleveland	12:00
Tampa Bay at Green Bay	1:00

<b>MONDAY, OCT. 3</b>	9:00
New York Jets at Buffalo	9:00

## SUNDAY, OCT. 9 (6th Weekend)

Buffalo at Miami	1:00
Denver at Houston	12:00
Green Bay at Detroit	1:00
Kansas City at L.A. Raiders	1:00
L.A. Rams at San Francisco	1:00
Minnesota at Chicago	12:00
New England at Baltimore	2:00
New Orleans at Atlanta	1:00
New York Jets at Cleveland	1:00
Philadelphia at New York Giants	4:00
Seattle at San Diego	1:00
Tampa Bay at Dallas	3:00
Washington at St. Louis	12:00

<b>MONDAY, OCT. 10</b>	9:00
Pittsburgh at Cincinnati	9:00

## SUNDAY, OCT. 16 (7th Weekend)

Atlanta at L.A. Rams	1:00
Buffalo at Baltimore	2:00
Chicago at Detroit	1:00
Cincinnati at Denver	2:00
Cleveland at Pittsburgh	1:00
Dallas at Philadelphia	4:00
Houston at Minnesota	12:00
L.A. Raiders at Seattle	1:00
Miami at New York Jets	1:00
New York Giants at Kansas City	3:00
St. Louis at Tampa Bay	1:00
San Diego at New England	1:00
San Francisco at New Orleans	12:00

<b>MONDAY, OCT. 17</b>	8:00
Washington at Green Bay	8:00

## SUNDAY, OCT. 23 (8th Weekend)

Atlanta at New York Jets	1:00
Chicago at Philadelphia	1:00
Cleveland at Cincinnati	1:00
Detroit at Washington	1:00
Kansas City at Houston	12:00
L.A. Raiders at Dallas	8:00
Miami at Baltimore	2:00
Minnesota at Green Bay	12:00
New England at Buffalo	1:00
New Orleans at Tampa Bay	4:00
Pittsburgh at Seattle	1:00
San Diego at Denver	2:00
San Francisco at L.A. Rams	1:00

(Continued on Inside Back Cover)