

81★COWBOYS



FINGERTIP INFORMATION

OFFICE ADDRESS — 6116 North Central Expressway • Dallas, Texas 75206

OFFICE TELEPHONE — 214/369-8000

HOME FIELD — Texas Stadium (Capacity: 65,101)

COLORS — Royal Blue, Metallic Blue and White

TICKET INFORMATION

Reserved Seats — \$12.00 and \$8.00

COWBOYS TICKET OUTLETS

DALLAS — COWBOYS TICKET OFFICE, 6116 N. Central Expressway.

FORT WORTH — CENTRAL TICKET AGENCY.

INDEX

Attendance Records	152	NFL Data	
Big Days/Playoffs	139	Leaders, 1980	158
Big Days/Regular Season	129	Post Season, 1933-1980	140
Cheerleaders	154	Post Season, 1981	160
Coaches	4-12	Schedule, 1981	Back Cover
Cowboys Band	155	Standings, 1980	160
Directory	2	Opponents, 1981	86-93
Draft List (1961-81)	76-79	Players	
Halftime Activities	155	Biographies, Rookies	69-73
Highlight Film	132	Biographies, Veterans	14-68
Historical Highlights	147-152	Roster, All-Time	74-75
Honors	82	Roster, All-Time College	83
How Cowboys Were Built	84	Roster, 1981	Centerspread
Last Time	130	Preseason Results, All-Time	145
Largest Margin of Defeat/Victory	132	Radio	156
Longest Plays/Playoffs	139	Records/Playoff	134-138
Longest Plays/Regular Season	131	Records/Regular Season	112-127
Management	3	Results, All-Time	142-145
Miscellaneous Records, Playoffs	136	Results (1980 Game by Game)	94-101
Miscellaneous Records, Season	128	Road Itinerary	157
NFC Wild Card Game	102	Schedule, 1981	1
NFC Divisional Playoff	103	Statistical Leaders, All-Time	106-107
NFC Championship Game	104	Statistical Leaders, by Years	108-111
		Statistics, 1980	101

TELEPHONE NUMBERS

Atlanta ... (404) 588-1111	Houston ... (713) 797-9111	Oakland ... (415) 562-5900
Baltimore ... (301) 356-9600	Kansas City (816) 924-9300	Philadelphia (215) 463-2500
Buffalo ... (716) 648-1800	Los Angeles (714) 535-7267	Pittsburgh (412) 323-1200
Chicago ... (312) 295-6600	Miami ... (305) 379-1851	St. Louis ... (314) 421-0777
Cincinnati ... (513) 621-3550	Minnesota (612) 828-6500	San Diego (714) 280-2111
Cleveland ... (216) 696-5555	New England (617) 543-7911	San Fran. ... (415) 365-3420
Denver ... (303) 623-8778	New Orleans (504) 587-3034	Seattle ... (206) 827-9777
Detroit ... (313) 335-4131	N.Y. Giants (201) 935-8111	Tampa Bay (813) 870-2700
Green Bay ... (414) 494-2351	N.Y. Jets ... (212) 421-6600	Washington (703) 471-9100

ON THE COVER: All-Pro defensive tackle Randy White: Photo by Shelly Katz

1981 Schedule

PRESEASON GAMES			LOCAL TIME	DALLAS TIME
DATE	OPPONENT			
SAT., AUG. 8	GREEN BAY PACKERS		8:00 p.m.	
Sat., Aug. 15	at Los Angeles Rams		5:30 p.m.	7:30 p.m.
SAT., AUG. 22	PITTSBURGH STEELERS		8:00 p.m.	
SAT., AUG. 29	HOUSTON OILERS		8:00 p.m.	

REGULAR SEASON GAMES			LOCAL TIME	DALLAS TIME
DATE	OPPONENT			
Sun., Sept. 6	at Washington Redskins		1:00 p.m.	12 noon
SUN., SEPT. 13	ST. LOUIS CARDINALS		3:00 p.m.	
Mon., Sept. 21	at New England Patriots		9:00 p.m.	8:00 p.m.
SUN., SEPT. 27	NEW YORK GIANTS		3:00 p.m.	
Sun., Oct. 4	at St. Louis Cardinals		12:00 noon	
Sun., Oct. 11	at San Francisco 49ers		1:00 p.m.	3:00 p.m.
SUN., OCT. 18	LOS ANGELES RAMS		8:00 p.m.	
SUN., OCT. 25	MIAMI DOLPHINS		3:00 p.m.	
Sun., Nov. 1	at Philadelphia Eagles		4:00 p.m.	3:00 p.m.
MON., NOV. 9	BUFFALO BILLS		8:00 p.m.	
Sun., Nov. 15	at Detroit Lions		4:00 p.m.	3:00 p.m.
SUN., NOV. 22	WASHINGTON REDSKINS		3:00 p.m.	
THURS., NOV. 26	CHICAGO BEARS		3:00 p.m.	
Sun., Dec. 6	at Baltimore Colts		2:00 p.m.	1:00 p.m.
SUN., DEC. 13	PHILADELPHIA EAGLES		3:00 p.m.	
Sat., Dec. 19	at New York Giants		12:30 p.m.	11:30 a.m.

1981 Training Camp Data

LOCATION:

California Lutheran College
Conejo Hall
3270 Campus Drive South
Thousand Oaks, California 91360

DATES:

July 12 through August 21
After August 21, back home
in Dallas


REPORTING DATES:

Rookies report on Sun., July 12
Veterans report on Thurs., July 23

PHONE NUMBERS:

Tex Schramm ... 805/492-1266
Gil Brandt 805/492-5116
Joe Bailey 805/492-6423
Dan Werner 805/492-9011
Doug Todd 805/492-9109
School Switchboard 805/492-2411
Telecopier Line . 805/492-9541
TWX Line 910/336-1104

Note to Media: The "Dial-a-Cowboy" number is 214/369-4081. Dial that number any time of the day or night for a taped interview with a Dallas player or coach.



COWBOYS CLUB DIRECTORY

(Home Phone Numbers in Parentheses)

CLINT W. MURCHISON, JR.	Chairman of the Board
TEXAS E. SCHRAMM (363-6665)	President and General Manager
GIL BRANDT (369-6689)	Personnel Development (Vice President)
DON WILSON (255-1722)	Treasurer (Vice President)
JOE BAILEY (352-5619)	Administration (Vice President)
DAN WERNER (369-8872)	Administrative Assistant
DOUG TODD (231-4766)	Public Relations Director
GREG AIELLO (349-7967)	Assistant Public Relations Director
KAY LANG	Ticket Manager
JERRY ANGELO, BOB GRIFFIN, RED HICKEY, RON HILL, STEVE KAZOR, CHARLIE MACKKEY, RALPH STAUB, JOHN WOOTEN, WALT YOWARSKY	Scouts
DON COCHREN	Trainer
KEN LOCKER	Assistant Trainer
WILLIAM T. "BUCK" BUCHANAN	Equipment Manager
BOB FRIEDMAN	Director of Photography
DR. MARVIN P. KNIGHT	Team Physician
DR. JAMES PAT EVANS	Team Physician
SUZANNE MITCHELL	Cowboys Cheerleaders Director
FRED HOSTER	Director of Special Services
JIM SKINNER	Entertainment Director
BILL LIVELY	Cowboys Band Director

COACHING STAFF

Head Coach: TOM LANDRY (21 seasons, 184-108-6 in regular season, 17-12 in playoffs). Assistant Coaches: JIM MYERS (Assistant Head Coach), ERMAL ALLEN (Special Assistant), MIKE DITKA, AL LAVAN, JOHN MACKOVIC, GENE STALLINGS, ERNIE STAUTNER, JERRY TUBBS, BOB WARD

THE MANAGEMENT



MURCHISON



SCHRAMM



BRANDT

The same front office lineup that began with the Dallas Cowboys in 1960 has moved the club successfully into its third decade.

Under the direction of Chairman of the Board Clint W. Murchison Jr., President and General Manager Tex Schramm, Vice President for Personnel Development Gil Brandt and Coach Tom Landry, the Dallas Cowboys have developed into a model of consistency that is a reflection of the team's stability in the front office.

The Cowboys' management has steered the club through 15 straight winning seasons, 14 trips to the playoffs, five Super Bowl appearances and two world championships.

Schramm oversees the day-to-day operation of the Cowboys. In 1966 he was named president of the team, but also retained his position as general manager.

A journalism graduate of the University of Texas, Schramm joined the Los Angeles Rams as publicity director in 1947 after two years as a sports writer and sports editor at the Austin American-Statesman. In a 10-year career with the Rams he rose from publicity director, to assistant to the president, to general manager.

Schramm left the Rams in 1957 to join CBS as assistant director of sports. He put together the first network telecast of the Olympics, but following those Winter Games of 1960 in Squaw Valley, Calif., Schramm returned to pro football when he was hired by Clint Murchison to run the new Dallas NFL franchise.

In the spring of 1977 Schramm received an honorary degree (Doctor of Humane Letters) from California Lutheran College. After the Cowboys won the Super Bowl at the end of that season Schramm was named NFL Executive of the Year by the Sporting News, and in 1978 he received the Bert Bell Award for outstanding executive leadership in the NFL.

Brandt directs the Cowboys' scouting operation and supervises the signing of all players. A Milwaukee native and graduate of the University of Wisconsin, Brandt was a baby photographer and part-time scout for the Rams under Schramm when his flair for discovering talent led to his being hired by the Cowboys.

THE COACH



Tom Landry's place in football history needed no further embellishment following two decades as head coach of the Dallas Cowboys. Yet his already lofty stature grew by another leap in 1980 when he began his third coaching decade by leading a supposedly rebuilding team to the brink of the Super Bowl.

With new quarterback Danny White and a rebuilt defense, Landry took the Cowboys further than anyone expected. Predicted to finish out of the playoffs and with about a .500 record, the Cowboys tied for the NFL's best record at 12-4 and, for the eighth time in 11 years, reached the NFC Championship Game.

"The most enjoyable thing about coaching is seeing young players develop the way they did in 1980," Landry says. "I love the challenge of rebuilding more than anything else."

Once again, Landry displayed the leadership qualities that have made him a model of consistent success for 15 years. For Cowboys fans it brought back memories of 1975 when Landry took a team to the Super Bowl that had 12 rookies and was coming off an 8-6 record in 1974.

"Leadership is a matter of having people look at you and gain confidence, seeing how you react," he explains. "If you're in control, they're in control."

Being in control of a situation is something you can count on from Tom Landry.

Despite the overall success of the 1980 season, however, the lingering memory was losing the game that would have sent the Cowboys to their sixth Super Bowl. But the foundation of Landry's success has been built on the drive to overcome the disappointment of losing.

Starting as a 35-year-old rookie head coach with an expansion team in 1960, Landry and the Cowboys suffered through five straight losing seasons before finishing 7-7 in 1965. The club's record through the first six years was a dismal 25-53-4.

But Landry believed in his system and the Cowboys believed in Landry. They turned out to be beliefs well taken.

Beginning with a 10-3-1 mark in 1966, the Cowboys' ledger reads 159-55-2, the NFL's best record over the past 15 years. The Cowboys also own the NFL's best record of the 1970's (105-39, 119-46 including playoffs) and currently hold the league's top record since the 1970 NFL-AFL merger (117-43, 133-51 including playoffs).

Since 1966 Landry has guided the Cowboys through 15 straight winning seasons, including 14 trips to the playoffs, 11 division championships and a record five Super Bowl appearances. The Cowboys won world championships with victories in Super Bowls VI and XII.

The dean of NFL coaches in his 22nd season, Landry ranked third on the list of the league's all-time winningest coaches with a 184-108-6 regular-season record after the '80 season. He trailed only George Halas (320 victories) and Curly Lambeau (231). Counting playoff games, Landry recorded his 200th victory in the 1980 NFL Wild Card Game when the Cowboys beat Los Angeles 34-13.

Recognized as one of football's great technical innovators, Landry also has become an inspirational leader for many because of his principles and achievements.

"In composite I remember him as a towering figure," wrote former Cowboys quarterback Roger Staubach. "To me he was, is and always will be special — a man apart from other men. What made him so, beyond his brilliant technical grasp of football, were two bedrock Landry characteristics: enormous self-discipline and consistency. Landry is the rock against which we all lean, often without realizing it, at some point during our careers."

* * *

Thomas Wade Landry was born in Mission, Texas, on Sept. 11, 1924. He was an All-Regional fullback at Mission High School before enrolling at the University of Texas. Following one semester he joined the Air Corps and flew 30 B-17 missions with the Eighth Air Force in World War II.

In November 1945 he was discharged as a first lieutenant and returned to Texas where he became a star fullback and defensive back, earning All-Southwest Conference honors as a junior and co-captaining the Longhorns as a senior. With Landry's help Texas beat Alabama in the 1948 Sugar Bowl and Georgia in the 1949 Orange Bowl.

Landry played for the New York Yankees of the All-America Conference in 1949 before joining the NFL's New York Giants the next year. He was a mainstay in the Giants' defensive secondary through 1955, the last two years as a player-coach. He earned All-Pro honors in 1954.

Retiring as a player following the 1955 season, Tom was the Giants' defensive coach through 1959. Giants Head Coach Jim Lee Howell called him "the best defensive coach in the business."

Coach Landry and wife Alicia, whom he met at Texas, have three children — Tom, Jr., an attorney and oilman; Kitty and Lisa. Kitty presented Tom with his first grandchild — Ryan Edward Phillips — on June 26, 1980.

Tom devotes much of his spare time to the Fellowship of Christian Athletes and serves on the Board of Trustees of the National FCA.

In 1981 the NFL Alumni Association presented Landry with its highest honor, the Order of the Leather Helmet, for distinguished service to football.

He received the 1980 Vince Lombardi Dedication Award from the Wisconsin Chapter of the Pro Football Writers Association. Also in 1980, California Lutheran College, site of the Cowboys' training camp, established the Landry Medal, to be awarded annually to a person who has distinguished himself in his chosen profession and serves as an inspiration to American youth.

Landry earned a degree in business at Texas and one in industrial engineering from the University of Houston. He holds honorary degrees from California Lutheran College (Doctor of Humane Letters), John Brown University (Doctor of Humanities), Southwest Baptist College (Doctor of Laws) and Indiana Central University (Doctor of Laws). In 1978 he was inducted into the Texas Sports Hall of Fame.

THE LANDRY YEARS

YEAR	W	L	T	YEAR	W	L	T
1960	0	11	1	*1971	11	3	0
1961	4	9	1	*1972	10	4	0
1962	5	8	1	*1973	10	4	0
1963	4	10	0	1974	8	6	0
1964	5	8	1	*1975	10	4	0
1965	7	7	0	*1976	11	3	0
*1966	10	3	1	*1977	12	2	0
*1967	9	5	0	*1978	12	4	0
*1968	12	2	0	*1979	11	5	0
*1969	11	2	1	*1980	12	4	0
*1970	10	4	0	TOTALS	184	108	6

*Qualified for Playoffs (Won Super Bowl VI on Jan. 16, 1972; won Super Bowl XII on Jan. 15, 1978). Landry is 17-12 in playoff games.

NFL'S TOP 10 WINNINGEST COACHES

COACH, TEAMS	W	L	T
1. GEORGE HALAS (40 years) Chicago Bears ('20-'29, '33-'42, '46-'55, '58-'67)	320	148	30
2. CURLY LAMBEAU (33 years) Green Bay ('21-'49), Chi. Cards ('50-'51), Wash. ('52-'53)	231	133	23
3. *TOM LANDRY (21 years) Dallas Cowboys ('60-'80)	184	108	6
4. *DON SHULA (18 years) Baltimore ('63-'69), Miami ('70-'80)	183	70	5
5. PAUL BROWN (21 years) Cleveland ('50-'62), Cincinnati ('68-'75)	166	100	6
6. STEVE OWEN (23 years) New York Giants ('31-'53)	151	100	17
7. *BUD GRANT (14 years) Minnesota ('67-'80)	131	66	5
8. HANK STRAM (17 years) Dallas Texans (60-'62), Kansas City ('63-'74), New Orleans ('76-'77)	131	97	10
9. WEEB EWBANK (20 years) Baltimore ('54-'62), New York Jets ('63-'73)	130	129	7
10. SID GILLMAN (18 years) Los Angeles ('55-'59), San Diego ('60-'69), Houston ('73-'74)	122	99	7

*Active in 1980.

THE COACHING STAFF

Jim Myers

Assistant Head Coach • Offensive Line



Following head coaching stints at Iowa State and Texas A&M, Jim Myers joined the Cowboys in 1962 as offensive line coach. He has the longest tenure on the Cowboys' assistant coaching staff, 20 years.


In 1977 Tom Landry turned over some of his duties to his long-time aide, naming Myers to the newly created position of assistant head coach. Under his guidance, the Cowboys' offensive line has produced All-Pros and Pro Bowl players Ralph Neely, John Niland, Rayfield Wright, Blaine Nye and current stars Herbert Scott and Pat Donovan.

A native of Madison, W.Va. (11/12/21), Myers was an outstanding lineman at the University of Tennessee in 1941-42 and at Duke in the Marine Corps V-12 program in 1943.

Prior to becoming a head coach, Myers served as an assistant at Wofford College, Vanderbilt and UCLA. In 1978 he received the Distinguished American Award from the East Tennessee Chapter of the National Football Foundation and Hall of Fame.

Jim serves on the Board of Directors of the Dallas chapters of the Boys Clubs of America, Fellowship of Christian Athletes and Southwest Allied Youth.

Jim and wife Carolyn have three daughters — Susan, Kathy and Carol — and seven grandchildren.





Ermal Allen

Research and Development

Recognized as one of the foremost authorities on the NFL, Ermal Allen, in his 20th season with the Cowboys, is in charge of studying and evaluating all players and teams in the league. His reports provide the basis for the formulation of the Cowboys' weekly game plans.

A quarterback at the University of Kentucky from 1939-41 and a member of the Fort Benning and Army All-Star teams during World War II, Allen played one season at defensive back with the Cleveland Browns in the All-America Conference in 1947.

Returning to Kentucky in 1948, Ermal was an assistant coach for 14 years under Paul "Bear" Bryant ('48-'53) and Blanton Collier ('54-'61). Allen was the Cowboys' offensive backfield coach from 1962-69.

Ermal, who was born Christmas Day, 1920, in Kylesford, Tenn., is a scratch golfer who twice won the Kentucky Amateur championship, beating Bobby Nichols in 1955 and Frank Beard in 1958.

Ermal and wife Allie have three children — Ken, Ann and Amy — and seven grandchildren.



Mike Ditka

Receivers • Special Teams

Mike Ditka joined the Cowboys' coaching staff in 1973 after a distinguished 12-year playing career in which he became recognized as the prototype of an NFL tight end. In addition to handling the Cowboys' special teams, Ditka has coached Pro Bowl performers at each receiver position — wideouts Drew Pearson and Tony Hill plus tight end Billy Joe DuPree.

A four-time All-Pro tight end with the Chicago Bears, Ditka played his last four years with the Cowboys, including appearances in Super Bowls V and VI. Mike scored the final touchdown in Super Bowl VI, the Cowboys' first world championship, on a pass from Roger Staubach.

Ditka caught 427 passes for 5,913 yards and 43 touchdowns in his career, which included a stint with the Philadelphia Eagles. In 1964 Mike set an NFL record for tight ends by catching 75 passes for Chicago. The mark was broken in 1980 by San Diego's Kellen Winslow.

A native of Aliquippa, Pa. (10/18/39), Mike was a consensus All-America at the University of Pittsburgh and the Bears' No. 1 draft choice in 1961.

Mike has four children — Michael, Mark, Megan and Matt. His wife's name is Diana.

Al Lavan Running Backs

After eight years of assistant coaching experience in the college and pro ranks, Al Lavan became running backs coach for the Cowboys in 1980.

Lavan coached running backs at Stanford in 1979 after two years at Georgia Tech in which he handled receivers and running backs. He directed defensive backs and special teams for the Atlanta Falcons in '75 and '76.

Lavan began his coaching career in 1972 at his alma mater, Colorado State, as receivers coach. He moved to Louisville to coach defensive backs in '73 before being named receivers coach at Iowa State in 1974. The next season he returned to the Falcons as a coach.

A native of Pierce, Fla. (9/13/46), Lavan was a defensive back and place kicker at Colorado State and was drafted in the eighth round by Philadelphia in 1968. He played defensive back for the Eagles in '68, then for Atlanta in '69 and '70.

Al and wife Bessie have three children — Travis, Douglas and Maeleke.



John Mackovic Quarterbacks

The newest member of Tom Landry's staff is John Mackovic, who left the head coaching post at Wake Forest University to become quarterbacks coach of the Cowboys.

Mackovic became head coach at Wake Forest in 1978 and installed a wide-open, multiple offensive attack, emphasizing the passing game. After a 1-10 finish in '78, he surprised the nation in '79 by directing the Deacons to an 8-3 regular season record and a spot in the national rankings for the first time in the school's history. He was named Coach of the Year by the Sporting News, Walter Camp Football Foundation and Atlantic Coast Conference.

Prior to Wake Forest, Mackovic served as an assistant coach at Army, San Jose State, Arizona and Purdue. He was offensive coordinator at Arizona and at Purdue.

A native of Barberton, Ohio (10/1/43), Mackovic was an Academic All-ACC selection as a quarterback at Wake Forest in 1964.

John and wife Arlene have two children — Aimee (3/7/75) and John III (7/3/77).





Gene Stallings

Defensive Backfield

Gene Stallings joined the Cowboys as defensive backfield coach in 1972 following seven years (1965-71) as head coach at his alma mater, Texas A&M.

Stallings has presided over the development of two All-Pro safeties, Cliff Harris and Charlie Waters, and in 1980 the Cowboys' mostly young and inexperienced secondary helped the team nearly set a club record for interceptions with 27.

Gene was an All-Southwest Conference offensive end at A&M under Bear Bryant and was a tri-captain on Bryant's unbeaten 1956 Aggie team. Stallings served one year as a student-assistant coach at A&M before moving with Bryant to Alabama as an assistant. He remained there until returning to A&M as head coach in 1965.

The Paris, Texas, native (3/2/35) is an outstanding public speaker who stays very busy in that capacity, mainly during the offseason.

Gene and wife Ruth Ann have five children — Anna Lee, Laurie, John Mark, Jacklyn and Martha Kate.



Ernie Stautner

Defensive Coordinator • Defensive Line

Under Pro Football Hall of Famer Ernie Stautner, the Cowboys consistently field top-notch defenses and All-Pro defensive linemen such as Bob Lilly, George Andrie, Harvey Martin and Randy White.

The Cowboys' famed "Doomsday Defense" began to emerge shortly after Stautner's arrival as defensive line coach in 1966. Ernie also helped fashion "Doomsday II," which carried Dallas to its second Super Bowl title in 1977.

Ernie was an All-Pro defensive end and tackle for the Pittsburgh Steelers where he played for 15 years (1951-65) despite being relatively small at 6-0, 235 pounds. A veteran of nine Pro Bowls, he was elected to the Pro Football Hall of Fame in 1969, his first year of eligibility.

Ernie was born in Cham, Bavaria (4/20/27), but grew up in Albany, N.Y. Following a World War II Marine Corps hitch (1943-46), he enrolled at Boston College where he developed into a two-way star lineman.

Ernie's wife's name is Pat. He has three children — Joe, Terri and Carol.

Jerry Tubbs Linebackers

The only original Cowboys player still with the organization, Jerry Tubbs came to the Cowboys in the 1960 expansion draft from the San Francisco 49ers. Jerry played middle linebacker for eight years in Dallas. He was the Cowboys' first All-Pro linebacker in 1962 and the team's first Pro Bowl linebacker the next season.

Jerry helped develop his replacement at middle linebacker, Lee Roy Jordan, one of four Pro Bowl stars to play under Tubbs. The others are Chuck Howley, Thomas Henderson and, currently, Bob Breunig.

Born in Breckenridge, Texas (1/23/35), Jerry was an All-America center-linebacker for Bud Wilkinson's unbeaten Oklahoma teams from 1954-56. Tubbs was the Walter Camp Award winner in 1956 as the nation's outstanding player. He was drafted No. 1 by the Chicago Cardinals in 1957 and also played for the 49ers before coming to Dallas.

Jerry and wife Marlene have two children — Alan and Kayla.



Bob Ward Conditioning

Dr. Bob Ward has Cowboys players enthusiastically participating in his conditioning programs, which include running, weight lifting, flexibility training and diet. He directs the Cowboys' voluntary off-season program, working with computer printouts to devise individual programs for each player.

Bob was track coach for 11 years at Fullerton College in California before joining the Cowboys in 1975.

A graduate of Whitworth College in Spokane, Wash., Ward received his master's degree in physical education from the University of Washington and his doctorate from Indiana University. He also has been trained extensively in the martial arts.

A native of Huntington Park, Calif. (7/4/33), Bob and wife Joyce have two children — Shannon and Erin.





COCHREN AND LOCKER



BUCHANAN

DON COCHREN, Trainer

Don Cochren came to the Cowboys in 1965 after experience in college, military and Canadian Football League training.

A graduate of Purdue, Cochren earned his physical therapy certificate at Pennsylvania. He was trainer at Case Institute, now Case-Western Reserve, in Cleveland for two years, with the Toronto Argonauts of the CFL for four years, and he spent a year at the University of New Hampshire before coming to Dallas. He also served as a physical therapy officer in the Air Force for two years.

Cochren was one of 28 trainers selected from colleges and professional ranks to serve the United States team at the 1980 Winter Olympics in Lake Placid, N.Y.

A native of Princeton, Ind. (2/6/32), Don and wife Jan have four children — Jeff, Scott, Wendy and Chris.

KEN LOCKER, Assistant Trainer

Following four years as assistant trainer and interim head trainer at North Texas State, Ken Locker came to the Cowboys in 1973 as assistant trainer.

Locker received his master's degree in physical education from Texas Woman's University. He served two years as trainer for World Championship Tennis, making the men's tour in 1975 and '76.

Ken is a native of Seminole, Texas (7/23/51). His wife's name is Pam.

BUCK BUCHANAN, Equipment Manager

William T. "Buck" Buchanan joined the Cowboys in 1973 after supervising athletic programs in the Air Force for 20 years.

SMSgt. Buchanan was a non-commissioned officer in charge of Athletics and Programs at the U.S. Air Force Academy Prep School in Colorado Springs for four years. He was awarded the Bronze Star for his performance during a 1968-69 tour of duty in Thailand.

Buck was born in Ballinger, Texas (5/24/33). He and wife Geraldine have two children — Bucky and Julie.



THE PLAYERS

ROBERT NEWHOUSE/HERB SCOTT



Benny Barnes ★ 31

CORNERBACK-SAFETY • STANFORD • 10th YEAR
HT: 6-1 • WT: 195 • BORN: 3/3/51 • FA FOR '72

PRO: Adversity struck Benny Barnes again in 1980. Hounded by injury throughout his fine career, Barnes was sidelined for the first five games by an appendectomy, performed in Washington the morning of the season opener (9/8). In a way, Benny says, the operation turned out to be a blessing since it gave him a chance to further rest his chronically sore right foot, which underwent a joint fusion operation in January '80. The foot also had surgery in '74 when he broke it (12/7 against Cleveland) and after the '77 season to eliminate bone spurs. Barnes started six games at left corner in '80 and had one interception, in a victory over San Diego (10/26). In '81 Tom Landry planned to play Barnes more at safety, the position he played in college. Despite his foot ailment, Barnes led the Cowboys in interceptions in '78 and enjoyed an outstanding '79 season, sharing the team lead in interceptions and fumble recoveries. One of the fumble recoveries resulted in Benny's first NFL touchdown, a 33-yard return for what turned out to be the winning score at Minnesota (10/7). He received his first Oak Farms Cowboys MVP award for holding Pittsburgh's Lynn Swann to one reception for five yards in six tries (10/28). He also received the MVP award for the '79 playoff game against Los Angeles in which he had two key pass deflections. A free agent find after being overlooked in the draft, Barnes spent his first four seasons as a backup cornerback and safety before winning a starting job in '76. Benny still is a top special teams performer, particularly on punt coverage, and in '77 he won the Cowboys' special teams player of the year award with Jay Saldi. Barnes' strong suit is his man-to-man coverage. "He reads cuts as well as anybody," secondary coach Gene Stallings says. "He can anticipate a man's moves. He's the kind of player who's always thinking, always a step ahead of the other fellow." He shares the NFL record for most safeties in a season with two (1973). **GAMES:** 1972 (14), 1973 (14), 1974 (13), 1975 (14), 1976 (14), (1977 (14), 1978 (14), 1979 (15), 1980 (11). Total — 123.

COLLEGE: Barnes was named All-Pacific Coast at free safety in '71 after intercepting seven passes, including three in a game against Washington. He started 24 consecutive games for Stanford and played on two Rose Bowl winners.

PERSONAL: A native of Lufkin, Texas, Benny Jewell Barnes and wife Joyce have three sons — David (1/20/72), Damon (8/8/74) and Deon (4/23/78). In the offseason Benny works in the commercial lending and credit departments for Dallas' Oak Cliff Bank. He is also treasurer of Imperial Investors in partnership with Butch Johnson, Ed Jones, Billy Joe DuPree and Preston Pearson.

BARNES, Cont.

BARNES' COWBOYS TOTALS

Opponents' Fumbles Recovered

Year	No.	Yds.	Avg.	Long	TD
1974	1	0	0.0	0	0
1978	2	14	7.0	14	0
1979	2	33	16.5	33	1
TOTALS	5	47	9.4	33	1

Receiving

Year	No.	Yds.	Avg.	Long	TD
1974	1	37	37.0	37	0
1976	1	43	43.0	43	0
TOTALS	2	80	40.0	43	0

Pass Interceptions

Year	No.	Yds.	Avg.	Long	TD
1973	1	1	1.0	1	0
1976	1	23	23.0	23	0
1978	5	72	14.4	38	0
1979	2	20	10.0	11	0
1980	1	30	30.0	30	0
TOTALS	10	146	14.6	38	0

SINGLE-GAME CAREER HIGHS

Regular Season

Interceptions — 2 (9/10/78 vs. Giants)
 Yards Interceptions — 38 (9/10/78 versus Giants)
 Long Interception — 38 (9/10/78 versus Giants)

Playoffs

Interceptions — 2 (12/19/76 versus Los Angeles)
 Yards Int. — 0

Larry Bethea ★ 76

DEFENSIVE TACKLE • MICHIGAN STATE • 4th YEAR
HT: 6-5 • WT: 254 • BORN: 7/21/56 • D-1 FOR '78

PRO: There's never been much question about Larry Bethea's physical attributes. The 28th player selected in the 1978 draft, Bethea is big, strong and fast. He matured into a quality reserve last season, his best as a pro. Although cracking the Cowboys' outstanding defensive line is no easy task right now, Bethea, with his infectious enthusiasm, has made some definite contributions. For example, his fine 1980 training camp allowed Dallas to trade veteran defensive lineman Dave Stalls to Tampa Bay for two draft choices. "Larry Bethea probably had a lot to do with the enthusiasm of the defensive line last year," D. D. Lewis says. "He made everyone work a little harder because he had an excellent camp and preseason." Bethea spent his first two seasons trying to settle into one position. He opened '79 training camp as the starting left defensive end in the wake of Ed Jones' unexpected departure, after preparing to fight for the left tackle spot vacated by Jethro Pugh's retirement. Inexperience proved his undoing, however, and Larry was moved back to a reserve tackle role. He started two games late in the season when Randy White was hobbled by a sore foot. Bethea had a quarterback trap in each of those games, finishing the year with four. In his rookie year Larry filled in at right end on short-yardage plays when Harvey Martin was having leg problems, meaning



BETHEA, Cont.

Bethea has played all four line positions in addition to his special teams work. His biggest play came in the '78 NFC title game when he was credited with stopping Rams runner Jim Jodat on a fourth-and-one at the Dallas 14 to preserve a 7-0 Cowboys lead in the third quarter. GAMES: 1978 (16), 1979 (16), 1980 (11). Total — 43.

COLLEGE: In 1977 Bethea became the first lineman since Illinois' Dick Butkus in '63 to be named the Big Ten's most valuable player. Larry was voted to three All-America teams, twice made All-Big Ten and was voted the Spartans' MVP his senior year. He lettered four years, playing tight end as a freshman.

PERSONAL: Larry Bethea (beh-THAY-uh) works in the off-season as a Dallas sales representative for Tulsa-based Heritage Medical Company, a medical firm specializing in sports medicine. Larry has a degree in urban development and has worked for the Dallas Black Chamber of Commerce. He also enjoys working with handicapped children. Larry and wife Gloria are from Newport News, Va.



Bob Breunig ★ 53

LINEBACKER • ARIZONA STATE • 7th YEAR
HT: 6-2 • WT: 225 • BORN 7/4/53 • D-3 FOR '75

PRO: By a vote of his peers Bob Breunig was named the NFC's top middle linebacker last year, capping perhaps his finest season. It marked his second straight Pro Bowl appearance and first as a starter. "Bob's better than I've ever seen him," Tom Landry says. "He has better recognition and is more decisive in what he's doing. It all comes from experience on the job. For instance, he's getting back into the pass defense much better than he's ever done before." Breunig had a career-high three interceptions last year, including a victory-preserving fourth-quarter pickoff versus St. Louis (11/16). Bob was voted the Oak Farms Cowboys MVP in Dallas' triumph over the Giants last year (10/5) for his 14 tackles, a quarterback trap and an interception. His 16 tackles against Washington (11/23) was a 1980 team high. A 1980 defensive co-captain, Bob has led the team in combined tackles in each of the past four seasons, with 130 in '77, 135 in '78, a team-record 167 in '79 and 129 in '80. "He's exactly the kind of player you need as a middle linebacker in the 'flex,'" says Danny White, Breunig's teammate at Arizona State and with the Cowboys. "He's always where he's supposed to be, and he's consistent and dependable." Breunig is only the third starting middle linebacker in Cowboys history, and all three have been Pro Bowl selections. In 1977 Bob succeeded Lee Roy Jordan, who had taken over for Jerry Tubbs in 1966. Breunig was converted from strongside linebacker to the middle spot in '77 following Jordan's retirement. Tom Landry termed Breunig's

BREUNIG, Cont.

transition "remarkable" and "one of the reasons we were able to win our second Super Bowl." Breunig relays the defensive signals from defensive coordinator Ernie Stautner, but he's also responsible for calling audibles if a formation needs to be changed. "His intelligence and intensity are his biggest attributes," says Tubbs, now Cowboys linebackers coach. "He's an excellent leader." GAMES: 1975 (10), 1976 (14), 1977 (14), 1978 (16), 1979 (16), 1980 (16). Total — 86.

COLLEGE: Breunig won All-America honors after leading Arizona State in tackles and fumble recoveries at middle linebacker in 1974. A three-time All-Western Athletic Conference selection, he recovered 10 fumbles and intercepted six passes in his career.

PERSONAL: A Phoenix native, Robert Paul Breunig (BREW-nig) works for the Holloway-Staubach real estate company in Dallas in the offseason. He is active with the Fellowship of Christian Athletes and the Happy Hill Children's Home in Glen Rose, Texas. Bob's wife Mary compiled the first two editions of the Cowboys' Wives' Cookbook and Family Album, proceeds of which went to Happy Hill. During the season Bob has a daily radio show on KRLD in Dallas. He and Mary have two sons, Robert Jr. (11/11/78) and Barton (12/17/80).

BREUNIG'S COWBOYS TOTALS

Year	Receiving				
	No.	Yds.	Avg.	Long	TD
1975	1	21	21.0	21	0

Year	Pass Interceptions				
	No.	Yds.	Avg.	Long	TD
1977	1	15	15.0	15	0
1978	1	2	2.0	2	0
1980	3	34	11.3	15	0
TOTALS	5	51	10.2	15	0

Year	Kickoff Returns				
	No.	Yds.	Avg.	Long	TD
1975	2	13	6.5	7	0

Year	Opponents' Fumble Recoveries				
	No.	Yds.	Avg.	Long	TD
1975	1	0	0.0	0	0
1976	3	0	0.0	0	0
1977	1	0	0.0	0	0
1978	1	0	0.0	0	0
1980	1	0	0.0	0	0
TOTALS	7	0	0.0	0	0

Guy Brown ★ 59

LINEBACKER • HOUSTON • 5th YEAR
HT: 6-4 • WT: 228 • BORN: 6/1/55 • D-4 FOR '77



PRO: Guy Brown responded to the challenge last season when called upon in a pressure situation for the first time in his career. Although highly regarded for his all-around athletic ability, Brown has been plagued by injuries that have prevented him from winning a starting job. But Brown started and played well at strongside linebacker against Atlanta and Philadelphia in the playoffs last year after Mike Hegman dislocated an elbow in the NFC Wild Card Game. They were only the second and third career starts for Brown, who opened against the Giants in '79. "Moving into the lineup in the playoffs after not seeing that much action all year is a difficult situation for anyone," linebackers coach Jerry Tubbs said. "I'd have to say Guy came through with flying colors."

BROWN, Cont.

Brown is the tallest and, along with Anthony Dickerson, fastest (4.6 in 40) Cowboys linebacker. He has performed exceptionally well on special teams and also has played regularly in short-yardage situations. Last year he caused a fumble on a kickoff at Oakland that was recovered by Doug Cosbie, setting up a TD in the Cowboys' 19-13 victory. "Guy Brown has the experience and can step in and play pretty well, like he did in the playoffs last year," Tom Landry says. "He could very easily be a starting linebacker. He has all the physical qualities." GAMES: 1977 (14), 1978 (15), 1979 (15), 1980 (16). Total — 60.

COLLEGE: Brown earned All-Southwest Conference honors in his senior year as a "stand-up" defensive end. Injuries hampered his career at Houston where he began as a tight end.

PERSONAL: Guy Brown III is the oldest son in a family of 10 children from Palestine, Texas, which held Guy Brown Recognition Day in June. In the off-season Guy works as a sales representative for Daco, Inc., a Dallas-Fort Worth advertising firm. Guy is active in the Fellowship of Christian Athletes and has been active with Special Olympics for the handicapped. Guy and wife Jacqueline have two daughters, Christa (7/30/79) and Tiffany (1/31/81).



Glenn Carano ★ 18

QUARTERBACK • NEVADA-LAS VEGAS • 5th YEAR
HT: 6-3 • WT: 202 • BORN: 11/18/55 • D-2 FOR '77

PRO: It's easy for Tom Landry to remain confident about his quarterback situation when his No. 2 passer is Glenn Carano. "I don't know of any team that has better depth at quarterback than the Cowboys," Landry says. "Glenn continues to improve nicely. He shows an excellent arm and has a good grasp of what's going on. He has the type of ability that will make him a starter someday." Carano moved into the No. 2 spot behind Danny White last year after Roger Staubach retired. Glenn threw his first regular season completion last Thanksgiving Day against Seattle, a 12-yard touchdown strike to Billy Joe DuPree. He added a 17-yard TD pass to Butch Johnson in a mop-up role at Los Angeles (12/15) when he completed 4-of-10 passes for 57 yards. "I think my passing ability has improved every year," Glenn says, "but I think it improved last year moreso because of the increased practice." Carano underwent surgery on his right (throwing) wrist in January to remove bone chips that were bothering him from an old basketball injury. The third quarterback taken in the '77 draft after Steve Pisarkiewicz and Tommy Kramer, Carano was chosen by Dallas in the second round with a choice from Seattle for wide receiver Duke Ferguson. Carano earned the No. 3 job by beating out Steve DeBerg, who subsequently became San Francisco's starter. In pre-

CARANO, Cont.

season as a rookie Glenn completed 10-of-20 passes, including one for a touchdown. In '78 preseason he was 8-of-8 for 89 yards and a TD; in '79 he was 17-of-34 for 194 yards and one TD; and last year he completed 15-of-27 for 209 yards and three TDs. GAMES: 1978 (2), 1979 (3), 1980 (3). Total — 8.

COLLEGE: A four-year starter at Nevada-Las Vegas, Carano set every school career passing record. He completed 337-of-636 passes for 5,096 yards and 37 touchdowns. He also rushed for 19 TDs.

PERSONAL: Glenn Thomas Carano (ka-RAH-no) was born in San Pedro, Calif., near Los Angeles, and raised in Reno, Nev. His Pop Warner football coach was former Cowboys quarterback Eddie LeBaron, now general manager of the Atlanta Falcons. In the off-season Glenn works in the investment properties division of Henry S. Miller Real Estate Co. in Dallas, the same firm Roger Staubach and Danny White started with. Glenn and wife Dana, also a real estate agent, have a daughter, Kasey Lynn (9/6/80).

CARANO'S COWBOYS TOTALS

Year	Rushing						Passing								
	Att.	Yds.	Avg.	Long	TD	Att.	Comp.	Yds.	Pct.	Int.	Avg. Gn.	Lg.	TD	Tkld.	Rating
1980	4	6	1.5	5	0	12	5	69	41.7	0	5.75	25	2	1/0	60.8

Dextor Clinkscale ★ 47

SAFETY • SOUTH CAROLINA STATE • 2nd YEAR
HT: 5-11 • WT: 189 • BORN: 4/13/58 • FA FOR '80



PRO: He had a nice time playing college football. When it was over he was glad the game had given him the opportunity to get an education and he was ready to enter the business world. Dextor Clinkscale hadn't given much thought to the idea of playing pro football. "If anyone other than Dallas had tried to sign me I probably wouldn't have even bothered," he says. "I didn't want to play football. But the Cowboys have always been my team." With that low-key start, the emergence of Dextor Clinkscale last year from rookie free agent obscurity seems even more remarkable. Another in a long line of Cowboys free agent finds, Clinkscale wound up playing regularly all year on passing downs, helping fill the void at safety left by Cliff Harris' retirement and an injury to Randy Hughes. Dextor contributed 30 tackles, two quarterback traps, nine pass break-ups and a fumble recovery. He intercepted a pass against Los Angeles in the playoffs. "Dextor has about as much potential as anybody in the defensive

CLINKSCALE, Cont.

secondary," Tom Landry says. "He has great instincts. He has a great feel for things back there." GAMES: 1980 (16).

COLLEGE: Clinkscale was a 1979 first-team Black College All-America selection and a three-time All-Mid-Eastern Athletic Conference pick at South Carolina State. He was also chosen for the 1980 Black College All-Star game. Dextor played free safety until his junior year, then moved to strong safety.

PERSONAL: A native of Greenville, S.C., Frederick Dextor Clinkscale has three brothers who also received college football scholarships. Older brother Stan played at South Carolina State, while younger brothers Brent and Windsor play at Duke and South Carolina State, respectively. In the off-season Dextor returned to South Carolina State in Orangeburg to complete his degree in business administration. He is active in the Fellowship of Christian Athletes.



Jim Cooper ★ 61

TACKLE • **TEMPLE** • **5th YEAR**
HT: 6-5 • **WT: 260** • **BORN: 9/28/55** • **D-6 FOR '77**

PRO: For a guy who was released at the end of his rookie training camp Jim Cooper has made quite a comeback. Now considered the Cowboys' most versatile offensive lineman, Cooper made great strides in 1980, his first full season as the starting right tackle. "Jim Cooper is one of our underrated players," Tom Landry says. "Jim plays extremely well and plays consistently well week in and week out." Cooper was among the last players cut in '77 training camp after showing promise at tackle. He returned home to Philadelphia and was considering offers from other NFL teams when Cowboys personnel director Gil Brandt called. A decision had been made for tackle Jim Eidson to undergo knee surgery and Cooper was invited back. Cooper backed up the guard position his rookie year and started two games at center in '78 after learning the "shotgun" snap in training camp. In '79 he started the first 11 games at right tackle while Rayfield Wright struggled with a leg injury. With Wright's retirement in '80, Cooper took over undisputed possession of the job. He did an outstanding job in the playoffs, especially against Atlanta (1/4), winning a game ball from the coaches. "Cooper is the one guy we have who is flexible enough to play anywhere in the offensive line," offensive line coach Jim Myers says. "He's got good movement, size and he's smart. I thought center was his best position. The most amazing thing is he seems comfortable wherever we put him. I call him the five Cs. Consistent, confident, competitive, calm and collected." GAMES: 1977 (14), 1978 (14), 1979 (15), 1980 (15). Total — 58.

COLLEGE: Cooper started for three years at Temple under Wayne

COOPER, Cont.

Hardin, Roger Staubach's coach at Navy. Jim played in the offensive and defensive line before settling at offensive tackle.

PERSONAL: James Albert Cooper and wife Mary, a nurse, now live in Richardson, Texas, with their son, James Ryan (6/6/79). In previous offseasons the Coopers had returned to their native Philadelphia where Jim worked for his father's business selling reconditioned steel drums.

Doug Cosbie ★ 84



TIGHT END • SANTA CLARA • 3rd YEAR
HT: 6-6 • WT: 230 • BORN: 3/27/56 • D-3 FOR '79

PRO: One of the Cowboys' most solid positions is tight end and one of the reasons is Doug Cosbie, who has provided great insurance behind Billy Joe DuPree and Jay Saldi. Cosbie came to Dallas with impressive size and credentials as a pass-catcher, but his development as a blocker turned out to be a pleasant surprise. He has been used as a play messenger and as a blocking tight end in short-yardage and goal-line situations. He caught his first NFL touchdown pass last year, a five-yard toss from Danny White at Green Bay (9/28). "Doug Cosbie is a player with a lot of ability," Tom Landry says. "He's reaching the point where he needs to play some more to see what his potential is. He has excellent blocking techniques; he catches the ball well; and he's smart. He does all the things you have to do at tight end." Cosbie also has been a big special teams contributor, blocking a field goal against St. Louis in '79 (10/21) and recovering a fumble on a kickoff to help set up a touchdown at Oakland last year (12/7). **GAMES:** 1979 (16), 1980 (16). Total — 32.

COLLEGE: A three-year starter, Cosbie caught 120 passes for 1,721 yards and 10 touchdowns in four years at Santa Clara. In his senior year he served as a team captain and was voted the club's offensive MVP and honorable mention All-Pacific Coast. He also attended DeAnza Junior College in Cupertino, Calif.

PERSONAL: Douglas Durant Cosbie is a native of Mt. View, Calif.,

(Continued on next page)

COSBIE'S COWBOYS TOTALS

Receiving						Opponents' Fumble Recoveries					
Year	No.	Yds.	Avg.	Long	TD	Year	No.	Yds.	Avg.	Long	TD
1979	5	36	7.2	12	0	1980	2	0	0.0	0	0
1980	2	11	5.5	5	1	Kickoff Returns					
TOTALS	7	47	6.7	12	1	Year	No.	Yds.	Avg.	Long	TD
						1980	1	13	13.0	13	0

SINGLE-GAME CAREER HIGHS

Regular Season

Receptions — 2 (9/2/79 versus St. Louis)
 Yards Receiving — 12 (9/2/79 versus St. Louis)
 Longest Reception — 12 (9/2/79 versus St. Louis)

COSBIE, Cont.

where he attended St. Francis High School and played football, basketball, baseball and ran track. Doug is a volunteer worker for the Special Olympics for the handicapped. He and wife Sherry, who live in the Dallas suburb of Plano, have a son, Matthew Douglas (8/19/80).



Anthony Dickerson ★ 51

LINEBACKER • SOUTHERN METHODIST • 2nd YEAR
HT: 6-2 • WT: 214 • BORN: 6/9/57 • FA FOR '80

PRO: Based on his recent past it seemed unlikely that Anthony Dickerson would be in Dallas in 1980 intercepting passes, forcing and recovering fumbles, and causing all kinds of wonderful mayhem on special teams for the Cowboys. Dickerson left SMU after his junior year in '77 and signed with Calgary of the Canadian Football League. The Stampeders released him after 10 games in '78. Dickerson did not play football in '79. He moved to Los Angeles and got a job as a maintenance department stock clerk at the Burbank Airport. Then he returned to his native Texas and was taking business courses at the University of Houston when the Cowboys offered him a free agent contract. With his great speed and athletic ability, Dickerson made an immediate impact. He replaced D.D. Lewis at weakside linebacker in passing situations all season and was named the Cowboys' special teams player of the year by the local media. "Dickerson has such great movement, great speed and good explosion," says Tom Landry. Anthony intercepted two passes against San Francisco (10/12) and caused two fumbles on special teams versus Seattle (11/27) that led to two Dallas touchdowns. He recovered one fumble, broke up six passes and tied Aaron Mitchell for the team lead in forced fumbles with three. In the playoffs Dickerson recovered a fumble at Atlanta (1/4) that set up the Cowboys' first TD, and he intercepted a pass at Philadelphia in the NFC title game (1/11) that killed an Eagles' scoring threat. GAMES: 1980 (16).

COLLEGE: Dickerson received Junior College All-America honors at linebacker for Henderson J.C. in Athens, Texas, in '76. He transferred to SMU in Dallas and was named a co-captain after '77 spring practice. Although he played just one season for the Mustangs, SMU Coach Ron Meyer, a former Cowboys' scout, says, "I haven't been around that long, but Dickerson was the greatest linebacker I have ever coached."

PERSONAL: Anthony Charles Dickerson was a high school All-America halfback and linebacker at Pearland, Texas, High School,

(Continued on next page)

DICKERSON'S COWBOYS TOTALS

Year	Pass Interceptions				Year	Opponents' Fumble Recoveries			
	No.	Yds.	Avg.	Long TD		No.	Yds.	Avg.	Long TD
1980	2	46	23.0	34 0	1980	1	0	0.0	0 0

DICKERSON, Cont.

outside Houston. Anthony was raised on a truck farm in Pearland in a family with five older sisters. A licensed florist, Dickerson hopes to open a plant business in Dallas.

Pat Donovan ★ 67

TACKLE • STANFORD • 7th YEAR
HT: 6-4 • WT: 256 • BORN: 7/1/53 • D-4A FOR '75



PRO: Steady progress and a consistently high level of play have marked Pat Donovan's rise from converted defensive lineman to Pro Bowl offensive lineman. Like former Cowboys Pro Bowl guard Blaine Nye, Donovan was a defensive lineman at Stanford who made the switch to offense as a rookie. A backup tackle his first two seasons, Donovan took over at right tackle in '77 when Rayfield Wright suffered a knee injury. In '78 Pat moved in at left tackle to replace his mentor, former All-Pro Ralph Neely, who retired. Donovan emerged that season as a first-rate tackle, although a fractured wrist midway through the year hampered his pass blocking somewhat. Against Green Bay (11/12) he became the first offensive lineman since John Fitzgerald in '75 to win the Oak Farms Cowboys MVP award. In '79 Donovan received first-team All-NFC honors from United Press International, Pro Football Weekly and the Sporting News. He also became the first Cowboys offensive lineman to be voted a Pro Bowl starter since Rayfield Wright in '74. Last season Donovan served as an offensive co-captain and again was named to the Pro Bowl and to UPI's first-team All-NFC squad. Against St. Louis (11/16) he received his second career Oak Farms MVP award. "Our best offensive lineman in recent years has been Pat Donovan at left tackle," Tom Landry says. "He's just a lot quicker and faster, a better athlete, than most linemen." Donovan, Fitzgerald, Tom Rafferty and Jim Cooper form the Cowboys' "Irish Connection," offensive linemen of Irish descent. "We Irishmen are offensive linemen because we have a basic affinity with dirt, like the potato farming heritage we come from," explains Donovan. GAMES: 1975 (13), 1976 (14), 1977 (14), 1978 (16), 1979 (16), 1980 (16). Total — 89.

COLLEGE: Donovan was a two-time All-America defensive end at Stanford. A native of Helena, Mont., he was a Montana state high school shot put and discus champion and also an all-state football and basketball player.

PERSONAL: Patrick Emery Donovan, a descendant of the O'Donovans of County Cork, possesses a natural wit. He also has a degree in mechanical engineering and works in the offseason as a staff engineer for the Sam P. Wallace contracting company in Dallas. During past seasons he has hosted a local radio show about the Cowboys. Pat's wife Christa works for the Wadley Blood Bank in Dallas.



Tony Dorsett ★ 33

RUNNING BACK • PITTSBURGH • 5th YEAR
HT: 5-11 • WT: 190 • BORN: 4/7/54 • D-1 FOR '77

PRO: Jim Brown, who ought to know, calls Tony Dorsett "the epitome of an artist." "There is no light back in football who can touch Tony," says the former Cleveland Browns star and the NFL's all-time leading rusher. "He's the fastest runner in the league without a doubt and he has great moves to go along with his speed. He has very strong legs for someone of his build, his acceleration is probably unequalled by anyone in the game today and he has great balance." He is, without a doubt, the most electrifying runner in Cowboys history. In 1980 Dorsett became the first player in NFL history to rush for 1,000 yards in each of his first four seasons. It marked the 10th straight year, counting high school and college, in which Dorsett gained more

(Continued on next page)

DORSETT'S COWBOYS TOTALS

Rushing					Receiving				
Year	Att.	Yds.	Avg.	Long TD	Year	No.	Yds.	Avg.	Long TD
1977	208	1007	4.8	84 12	1977	29	273	9.4	23 1
1978	290	1325	4.6	63 7	1978	37	378	10.2	91 2
1979	250	1107	4.4	41 6	1979	45	375	8.3	32 1
1980	278	1185	4.3	56 11	1980	34	263	7.7	27 1
TOTALS	1026	4624	4.5	84 36	TOTALS	145	1289	8.9	91 4

Passing

Year	Att.	Comp.	Yds.	Pct.	Int.	Avg. Gn.	TD
1977	1	1	34	1.000	0	34.0	0
1978	1	0	0	0.000	0	0.0	0
1980	1	0	0	0.000	0	0.0	0
TOTALS	3	1	34	.333	0	11.3	0

Miscellaneous Scoring

	TDRt	PAT	FG	Pts.
1978	1*	0	0	6

* - 54-yard touchdown run with Du-Pree fumble.

SINGLE-GAME CAREER HIGHS

Regular Season

Yards Rushing - 206 (12/4/77 versus Philadelphia)
 Rushing Attempts - 29 (twice, last 12/2/79 versus Giants)
 Longest Run - 84t (12/4/77 versus Philadelphia)
 TD Rushing - 3 (10/7/79 versus Minnesota)
 Receptions - 8 (11/18/79 versus Washington)
 Yards Receiving - 107 (9/4/78 versus Baltimore)
 Longest Reception - 91t (9/4/78 versus Baltimore)
 TD Receiving - 1 (4 times, last 10/14/79 versus Los Angeles)

Playoffs

Yards Rushing - 160 (12/28/80 versus Los Angeles)
 Rushing Attempts - 22 (12/28/80 versus Los Angeles)
 Longest Run - 53 (1/8/79 versus Los Angeles)
 TD Rushing - 2 (12/26/77 versus Chicago)
 Receptions - 5 (twice, last 1/4/81 versus Atlanta)
 Yards Receiving - 44 (1/21/79 versus Pittsburgh)
 Longest Reception - 32 (12/26/77 versus Chicago)
 TD Receiving - 1 (12/28/80 versus Los Angeles)

DORSETT, Cont.

than 1,000 yards, an unprecedented feat. Tony's 1,185-yard total was second highest in team history to his own 1,325 yards in '78. Dorsett had 183 yards against the Giants (11/9), tying Chicago's Walter Payton for top performance in the NFC in '80. It was also the second best single-game rushing total in club history to Dorsett's 206 yards versus Philadelphia in '77. In the NFC Wild Card Game against Los Angeles Tony set a Cowboys playoff record with 160 yards rushing, breaking Duane Thomas' 1971 mark of 143 against San Francisco. In the nine games leading to the NFC Championship Game Dorsett gained 930 yards on 178 carries, a 5.2-yard average. "Tony was the best I've seen him at the end of last year in the games leading up to the playoffs and in the playoffs themselves," Tom Landry says. Dorsett finished the '80 season as the Cowboys' fourth all-time leading rusher with a good chance to break the 5,000-yard barrier in '81. Tony has 18 career 100-yard games in regular season, including four straight in '79. Both are team records. The Cowboys are 19-1 in Dorsett's 100-yard games, including two playoff victories over the Rams. Tony's 823 yards rushing and eight touchdowns in the

(Continued on Page 26)

DORSETT GAME-BY-GAME

Regular-Season				Date	Opponent	Att. Yds.	Lg. TD				
Date	Opponent	Att. Yds.	Lg. TD								
9/18/77	@ Minnesota	4	11	9	0	10/14	Los Angeles	24	103	14	1
9/25	Giants	7	62	32t	2	10/21	St. Louis	20	111	41	0
10/2	Tampa Bay	10	72	14	0	10/28	@ Pittsburgh	19	73	21	0
10/9	@ St. Louis	14	141	77t	2	11/4	@ Giants	16	36	12	0
10/16	Washington	19	51	9	0	11/12	Philadelphia	13	53	24	0
10/23	@ Philadelphia	13	48	12	1	11/18	@ Washington	14	43	7	0
10/30	Detroit	13	48	17	0	11/22	Houston	12	54	16	1
11/6	@ Giants	16	39	10	1	12/2	Giants	29	108	12	1
11/14	St. Louis	16	50	9	1	12/8	@ Philadelphia	9	36	13	0
11/20	@ Pittsburgh	17	73	13	1	12/16	Washington		DNP		
11/27	@ Washington	19	64	9	1	9/8/80	@ Washington	17	66	20	1
12/4	Philadelphia	23	206	84t	2	9/14	@ Denver	17	62	11	0
12/12	@ S. Francisco	20	92	21t	1	9/21	Tampa Bay	20	100	15	0
12/18	Denver	17	50	8	0	9/28	@ Green Bay	22	77	10	1
						10/5	Giants	15	26	7	0
9/4/78	Baltimore	15	147	51	0	10/12	San Francisco	19	75	17	1
9/10	@ Giants	24	111	13	1	10/19	@ Philadelphia	6	17	6	0
9/17	@ Los Angeles	19	38	13	0	10/26	San Diego		DNP		
9/24	St. Louis	21	154	25	1	11/2	@ St. Louis	16	43	15	1
10/2	@ Washington	21	61	10	0	11/9	@ Giants	24	183	56	2
10/8	Giants	17	73	10	0	11/16	St. Louis	26	122	18	1
10/15	@ St. Louis	12	24	12	0	11/23	Washington	17	59	12	1
10/22	Philadelphia	7	24	8	0	11/27	Seattle	24	107	16	2
10/26	Minnesota	11	38	15	0	12/7	@ Oakland	25	97	20	1
11/5	@ Miami	10	49	19	0	12/15	@ Los Angeles	14	77	33	0
11/12	@ Green Bay	23	149	33t	2	12/21	Philadelphia	16	74	17	0
11/19	New Orleans	25	152	63	1						
11/23	Washington	21	72	11	0						
12/3	New England	15	49	13	0						
12/10	@ Philadelphia	20	63	23	1	12/26/77	Chicago	17	85	22t	2
12/17	@ Jets	29	121	13	1	1/1/78	Minnesota	19	71	13	1
						1/15/78	Denver @ N.O.	15	66	19	1
						12/30/78	Atlanta	14	65	12	0
9/2/79	@ St. Louis					1/8/79	@ Los Angeles	17	101	53	1
9/9	@ S. Francisco	19	54	15	0	1/21/79	Pitt. @ Miami	16	96	29	0
9/16	Chicago	20	108	24	0	12/30/79	Los Angeles	19	87	26	0
9/24	@ Cleveland	14	64	12	0	12/28/80	Los Angeles	22	160	23	1
9/30	Cincinnati	20	119	23	0	1/4/81	@ Atlanta	10	51	9	0
10/7	@ Minnesota	21	145	30t	3	1/11/81	@ Phila.	13	41	11	1

DORSETT, Cont.

playoffs also are team records. As a rookie Dorsett set team records for TDs rushing in a season (12), longest run from scrimmage (84) and most yards in a game (206) en route to consensus rookie of the year honors. In 1978 Tony broke the club record for rushing yards in a season, caught the NFC's longest scoring pass of the year (91) and earned a starting berth in the Pro Bowl. GAMES: 1977 (14), 1978 (16), 1979 (14), 1980 (15). Total — 59.

COLLEGE: Dorsett capped a brilliant collegiate career by winning the 1976 Heisman Trophy as the nation's outstanding player. A four-time All-America and first player in NCAA history with four 1,000-yard seasons and three 1,500-yard seasons, Dorsett rushed for an NCAA career-record 6,082 yards and 58 TDs and led Pitt to the '76 national championship with a 12-0 record. He was the second player selected in the '77 NFL draft following a trade with Seattle.

PERSONAL: Anthony Drew Dorsett, a native of Aliquippa, Pa., lives in Wylie, Texas, with his wife Julie. Tony is a partner in a Dallas burglar and fire alarm systems called Dor-Watts, Inc. He is a member of the National Easter Seals Sports Council, served as 1980 chairman of the American Heart Association's Jump-Rope-a-Thon fund raising program and has promoted the Dallas Civic Opera. In a '79 Gallup Youth Survey of American teenagers' favorite sports personalities, Tony finished second to teammate Roger Staubach. Tony has a son, Anthony Drew Dorsett, Jr. (9/14/73).



Billy Joe DuPree ★ 89

TIGHT END • **MICHIGAN STATE** • **9th YEAR**
HT: 6-4 • **WT: 229** • **BORN: 3/7/50** • **D-1 FOR '73**

PRO: Billy Joe DuPree is a working man's football player — strong, dependable, unselfish and unheralded — who has quietly gone about building an impressive array of career achievements. The fourth leading receiver in club history, DuPree has not missed a game since joining the Cowboys in 1973, a streak of 118 straight games through 1980. He started every game from 1976 through 1980, giving him 76 consecutive starts entering the '81 season. An offensive co-captain in 1980, DuPree was No. 11 on the team's all-time touchdown list with 36 entering his ninth season. "Billy Joe is a team player, pure and simple," says receivers coach Mike Ditka, a former All-Pro tight end himself and the man DuPree replaced as the Cowboys' starter. "You'll have to go a long way to find a more unselfish player than BJ." A starter since his rookie year, although injuries, including a broken finger, reduced his playing time in '75, DuPree set a club record for receptions by a tight end in '76 with 42. He also was voted the NFC's starting tight end

DuPREE, Cont.

in the Pro Bowl that season, an honor he received again in '77 and '78. In '78 his nine TD catches led NFL tight ends and last season he caught 29 passes for the fourth time in eight years. "He has all the attributes you want in a tight end," Tom Landry says. "He's big, fast, makes the big play and blocks well." DuPree has had two 100-yard games, catching six passes for 100 yards against St. Louis in '75 (9/28) and five for 108 yards against New Orleans in '76 (9/19). "I see myself as a player who enjoys the game and who carries out every assignment he's given," BJ says. "I think it's a compliment to say I sacrifice some self-glory to get the job done." GAMES: 1973 (14), 1974 (14), 1975 (14), 1976 (14), 1977 (14), 1978 (16), 1979 (16), 1980 (16). Total — 118.

COLLEGE: Toward the end of his athletic career at Michigan State Billy Joe gave up basketball to concentrate on football. He caught 69 passes in three seasons in a run-oriented offense to finish third among all-time Spartans receivers. He earned All-Big Ten honors in his senior year.

PERSONAL: Billy Joe DuPree (dew-PREE), a native of Monroe, La., is active with St. Jude's Children's Hospital in Tennessee, Big Brothers of Arlington, Texas, and the United Way of Dallas. He was a finalist in the 1979 Brian Piccolo-YMCA Humanitarian Award. Billy Joe owns a Dallas business, Concrete Work Company, which specializes in concrete slabs and steel reinforcing. He is one of the Cowboys' best public speakers. BJ and wife Marsha have two sons, Shon (10/27/72) and Christopher (8/4/78).

DuPREE'S COWBOYS TOTALS

Receiving					Rushing				
Year	No.	Yds.	Avg.	Long TD	Year	No.	Yds.	Avg.	Long TD
1973	29	392	13.5	40 5	1973	2	2	1.0	6 0
1974	29	466	16.1	42 4	1974	4	43	10.8	20 0
1975	9	138	15.3	28 1	1975	1	3	3.0	3 0
1976	42	680	16.2	38 2	1976	7	50	7.1	13 0
1977	28	347	12.4	23 3	1977	3	9	3.0	7 0
1978	34	509	15.0	38 9	1978	1	15	15.0	15 0
1979	29	324	11.2	33 5	1979	2	19	9.5	20 0
1980	29	312	10.8	39 7	1980	4	19	4.8	11 0
TOTALS	229	3168	13.8	49 36	TOTALS	24	160	6.7	20 0

Opponents' Fumble Recoveries					Kickoff Returns				
Year	No.	Yds.	Avg.	Long TD	Year	No.	Yds.	Avg.	Long TD
1973	1	0	0.0	0 0	1977	0*	24	0.0	24 0

*Indicates return following reverse handoff

SINGLE-GAME CAREER HIGHS

Regular Season

Receptions — 8 (11/5/78 versus Miami)
 Yards Receiving — 108 (9/19/76 versus New Orleans)
 Longest Reception — 42t (12/7/74 versus Cleveland)
 TD Receptions — 3 (9/30/73 versus St. Louis)

Playoffs

Receptions — 5 (12/30/78 versus Atlanta)
 Yards Receiving — 66 (1/15/78 versus Denver)
 Longest Reception — 28t (12/26/77 versus Chicago)
 TD Receptions — 1 (4 times, last 1/4/81 versus Atlanta)



John Dutton ★ 78

DEFENSIVE TACKLE • NEBRASKA • 8th YEAR
 HT: 6-7 • WT: 265 • BORN: 2/6/51 • TRADE, BALT., '79

PRO: Nineteen-eighty was a year of transition for John Dutton, who moved to defensive tackle after playing his first six NFL seasons at defensive end. It was also a year of rebirth. "I have a renewed feeling about football," Dutton says. "My whole attitude has changed. I feel like a kid again. I'm rejuvenated." With Larry Cole's retirement Dutton entered the '81 season in sole possession of the left tackle spot he shared with Cole last season. "There's no doubt in my mind he'll be a good tackle," defensive line coach Ernie Stautner says. "John has the ability to key well and with his strength I think the tackle spot will be more natural to him than end." In addition to the 52 tackles, 2½ quarterback traps and two fumble recoveries he contributed last year, Dutton also scored his first NFL touchdown on a 38-yard interception return against New York Giants' QB Scott Brunner (10/5). The Cowboys acquired Dutton from the Baltimore Colts on the Oct. 9, 1979 trading deadline to help plug the hole left by the retirements of Ed Jones and Jethro Pugh. To get the three-time Pro Bowl selection, the Cowboys gave up their first-round and second-round 1980 draft choices. A right end at Baltimore, Dutton was moved to left end in '79 to replace Jones, but with Too Tall's return last year Dutton was moved to tackle. He started the final five games plus the playoff game in '79, finishing with 25 tackles, one QB trap and one forced trap. Chosen by the Colts in the first round of the '74 draft, the fifth pick overall (Too Tall was first), Dutton was named to the UPI, Pro Football Writers and Pro Football Weekly all-rookie teams and finished in a third-place tie for UPI rookie of the year. In '75 he led the Colts in QB traps with a career-high 17, was selected to the Pro Bowl for the first of three straight years and was named to the AP and UPI All-AFC teams. The following season Dutton reached All-Pro status, leading his team in QB traps again with 13 and being named All-Pro by AP and All-AFC by UPI. He was named to the Pro Bowl and UPI's All-AFC team again in '77. GAMES: 1974 (14/Balt.), 1975 (14/

(Continued on next page)

DUTTON'S COLTS TOTALS

Year	Opponents' Fumble		Recoveries		
	No.	Yds.	Avg.	Long	TD
1974	1	0	0.0	0	0
1975	1	0	0.0	0	0
1977	1	0	0.0	0	0
1978	3	10	3.3	10	0
TOTALS	6	10	1.7	10	0

DUTTON'S COWBOYS TOTALS

Opponent's Fumble Recoveries					Pass Interceptions						
Year	No.	Yds.	Avg.	Long	TD	Year	No.	Yds.	Avg.	Long	TD
1980	2	0	0.0	0	0	1980	1	38	38.0	38	1

DUTTON, Cont.

Balt.), 1976 (14/Balt.), 1977 (12/Balt.), 1978 (14/Balt.), 1979 (8), 1980 (16). Total — 92 (24/Dal.).

COLLEGE: A two year starter and senior captain, Dutton was a consensus All-America in 1973. He played in two Orange Bowls and one Cotton Bowl and Nebraska won the national championship in his sophomore season. John also threw the discus for the Cornhusker track team.

PERSONAL: John Owen Dutton moved his home from Lincoln, Neb., to Richardson, Texas, outside of Dallas, in the offseason, although he still owns 80 acres in Lincoln. John and wife Ginny, a ballet dancer who once studied under reknowned Edward Villela, are studying for their pilot's licenses. They have a son, Mason (8/4/79). John grew up in Rapid City, S.D., and attracted more scholarship offers for basketball than football.

John Fitzgerald ★ 62

CENTER • BOSTON COLLEGE • 11th YEAR
HT: 6-5 • WT: 260 • BORN: 4/16/48 • D-4 FOR '70



PRO: He is the elder statesman of the Cowboys' offensive line and the man who has played more games at center than any player in club history. He also possesses a competitive spirit rivaled by few in his profession. "John Fitzgerald has a great attitude, great desire and he's a good leader," offensive line coach Jim Myers explains. "He tries so hard all the time. He may be the toughest we've got." Fitzgerald's experience proved invaluable in last year's season opener when the young Cowboys offense under Danny White took on the Redskins in Washington (9/8). In what Tom Landry termed one of Fitz' best games ever, the veteran center was named Oak Farms Cowboys co-MVP with guard Tom Rafferty as the Cowboys posted a 17-3 upset victory behind a powerful running attack. Injury, which has hampered Fitzgerald in the past, struck later in the season, however, forcing Fitz to miss two games. He underwent shoulder surgery in March. A defensive lineman in college, John spent his rookie year on the taxi squad. He was tried at tackle and guard before settling at center after volunteering to snap for Craig Morton and Roger Staubach at the end of practice one day as a rookie. Fitz took over for Dave Manders as the starting center in 1973. He won his first Oak Farms MVP award in 1975 against Philadelphia (11/23). In '79 he received a coaches game ball for his effort in a victory over the Giants (12/2). Fitz is the senior member of the Cowboys' "Irish Connection," featuring fellow offensive linemen Pat Donovan, Tom Rafferty and Jim Cooper. "We're four Irishmen and a Scott," he says, as in Herb Scott. "There are only two types of people in the world. Those who are Irish and those who wish they were Irish." GAMES: 1971 (14), 1972 (14), 1973 (14), 1974 (13),

FITZGERALD, Cont.

1975 (14), 1976 (14), 1977 (12), 1978 (14), 1979 (15), 1980 (14). Total — 138.

COLLEGE: A three-year starter at defensive tackle for Boston College, Fitzgerald was strongly touted by defensive coordinator Ernie Stautner, who also played at B.C.

PERSONAL: In homage to the old sod, John and Sue Fitzgerald named their sons Brendon (1/25/73), Patrick (12/18/76) and Timothy (12/21/77). A native of Southbridge, Mass., John Robert Fitzgerald works in the offseason as a group coordinator for product rationalization in the silicon small signal division for Texas Instruments, a Dallas-based electronics and computer firm. Fitz is active in Big Brothers, the March of Dimes and Muscular Dystrophy. He is an avid golfer.



Andy Frederick ★ 71

TACKLE • NEW MEXICO • 5th YEAR
HT: 6-6 • WT: 255 • BORN: 7/25/54 • D-5 FOR '77

PRO: Andy Frederick is one of many Cowboys who successfully made the transition from college defensive lineman to NFL offensive lineman. Frederick played a key backup role for the Cowboys in 1980 as the team's only reserve tackle. With starting right tackle Jim Cooper sidelined by a sore knee for the 11th game, Andy did a fine job in his first start since '78 as the Cowboys won at St. Louis (11/2). Released on the last cut of '79 training camp, Frederick returned to the Cowboys when rookie tackle Richard Grimmett injured a knee prior to the regular season opener. Andy started the first five games of the '78 season at right tackle due to Ralph Neely's retirement and the slow rehabilitation of Rayfield Wright's knee. Andy spent most of his rookie season of '77 on the special teams but also played a key backup role. Following injuries to Wright and Jim Eidson plus Blaine Nye's retirement, Pat Donovan and Neely were the only experienced tackles. And with Neely bothered by a bad knee, Frederick was needed for relief at left tackle after working at right tackle in training camp. GAMES: 1977 (14), 1978 (16), 1979 (16), 1980 (16). Total — 62.

COLLEGE. A defensive tackle at New Mexico, Frederick capped his college career by earning an appearance in the '76 East-West Shrine Game. He was selected by ABC-TV as the top player in a regionally televised game his senior year.

PERSONAL: Andrew Brian Frederick, a native of Broadview, Ill., a Chicago suburb, spent the most recent offseason as a self-employed house painter. Andy has worked with Big Brothers and Big Sisters of Dallas. He enjoys playing golf and basketball. Andy and wife Danita live in Dallas.

Mike Hegman ★ 58



LINEBACKER • TENNESSEE STATE • 6th YEAR
HT: 6-1 • WT: 225 • BORN: 1/17/53 • D-7 FOR '75

PRO: Given his first full chance to contribute as a starter, Mike Hegman began to deliver last year on the potential recognized in him years ago by Cowboys scouts and coaches. "Mike played extremely well last year in his first full year as our starting strongside linebacker," Tom Landry says. "His performance was encouraging." Following four seasons as a special teams performer and backup outside linebacker, Hegman was thrust into a starting role for the final four games of 1979 after Thomas Henderson was dismissed from the squad. Mike won the job outright with a fine 1980 training camp and solidified his grasp by consistently playing well all year. Highlights included a recovered fumble in the end zone for a touchdown at Philadelphia (10/19) and two intercepted passes against Seattle (11/27). He finished fifth on the team in tackles with 85, including 63 solos, and he had three quarterback traps. Against the Rams, in the NFC Wild Card Game, however, he dislocated his left elbow and missed the next two playoff games. "Mike has good football instincts and has a knack for coming up with big plays," linebackers coach Jerry Tubbs notes. "He has the kind of natural reaction to the ball that only a few gifted players are blessed with." The most visible evidence of those instincts came in Super Bowl XIII when he stole the ball from Pittsburgh QB Terry Bradshaw and raced 37 yards for a second-quarter touchdown, his first official NFL TD. Hegman had scored on a 66-yard interception return against Denver earlier that year, 1978, in pre-season. During '78 he started three games when Henderson was injured and alternated with D.D. Lewis at weakside (right) linebacker for three others. He shared the team lead in fumble recoveries with two, had two QB traps and forced two others. In the '79 playoffs against Los Angeles, Mike led the Cowboys in tackles with nine and tipped Vince Ferragamo's pass that Billy Waddy caught for the 50-yard winning TD with two minutes left. **GAMES:** 1976 (14), 1977 (14), 1978 (16), 1979 (16), 1980 (16). Total — 76.

COLLEGE: Hegman made Tennessee State's football team as a walk-on after transferring from Alabama A&M. He played middle linebacker on State's 10-0 1973 team, led the club in tackles in '74 and played on the same defense with Ed "Too Tall" Jones. Mike impressed pro scouts with his play in the '75 Senior Bowl.

(Continued on next page)

HEGMAN'S COWBOYS TOTALS

Pass Interceptions					Opponents' Fumble Recoveries				
Year	No.	Yds.	Avg.	Long TD	Year	No.	Yds.	Avg.	Long TD
1977	1	0	0.0	0 0	1978	2	0	0.0	0 0
1980	2	2	1.0	2 0	1980	1	0	0.0	0 1
TOTALS	3	2	0.7	2 0	TOTALS	3	0	0.0	0 1

HEGMAN, Cont.

PERSONAL: A native of Memphis, Michael William Hegman did not start playing football until his senior year of high school. Mike hopes to enter the construction business and last off-season he was employed in Dallas by the home-building firm of Fox & Jacobs. Mike has been active with St. Jude's Children's Hospital in Memphis. He has one daughter, Mikia (8/22/76).



Tony Hill ★ 80

WIDE RECEIVER • STANFORD • 5th YEAR
HT: 6-2 • WT: 198 • BORN: 6/23/56 • D-3A FOR '77

PRO: Despite an injured left shoulder that required offseason surgery, Tony Hill in 1980 became the only Cowboys receiver besides Bob Hayes in '65 and '66 to compile consecutive 1,000-yard seasons. In becoming the Cowboys' eighth all-time leading pass-catcher in just his fourth season, "Thrill" led the team in receiving for the second straight year and in receiving yardage for the third straight season. His receiving yardage was seventh best in the NFL for the second year in a row. In '79 Tony combined with Drew Pearson and Tony Dorsett to make the Cowboys the first NFC (or old NFL) team with two 1,000-yard wide receivers in a season and the first NFL team with two 1,000-yard WRs and a 1,000-yard back in one year. In three seasons as a starter the two-time Pro Bowl selection ('78 and '79) has caught 13 passes of 40 yards or longer. "Tony Hill is one of the best deep receivers in the league," Tom Landry says. "He can really go deep and make a great adjustment on a ball in flight and this makes him a constant threat. He is a very explosive player, the type who can turn a short play into a big play in a hurry because he has excellent running ability and speed." Hill has had three game-winning catches that have enabled him to perform his "Wings of Victory" TD celebration with added gusto. In '79 his 22-yard quick screen with two minutes left beat Chicago (9/16) and an eight-yarder with 39 seconds remaining clinched the NFC East title for Dallas in a dramatic comeback victory over Washington (12/16). His 28-yard scoring catch from Danny White with 45 seconds left lifted the Cowboys over St. Louis (11/2) last year. "Confidence oozes from the guy," teammate Pat Donovan says. "And the great thing about it is that he can back it up with the big catch." Hill was obtained with a draft pick acquired from Philadelphia in '75 for former All-Pro guard John Niland. GAMES: 1977 (14), 1978 (16), 1979 (16), 1980 (16). Total — 62.

COLLEGE: At Stanford Hill broke all of former 49ers All-Pro Gene Washington's receiving records. Tony caught 140 passes in four years for 2,225 yards and 18 TDs, including 55 catches for 916 yards in '75. He played quarterback in high school.

PERSONAL: Leroy Anthony Hill, Jr., has a degree in political

HILL, Cont.

science from Stanford and plans to attend business school. He serves as honorary chairman of the Dallas chapter of the Juvenile Diabetes Foundation. The Long Beach, Calif., native was honored as his hometown's athlete of the year in 1978.

HILL'S COWBOYS TOTALS

Receiving					Punt Returns						
Year	No.	Yds.	Avg.	Long	TD	Year	No.	Yds.	Avg.	Long	TD
1977	2	21	10.5	12	0	1977	10	124	12.4	29	0
1978	46	823	17.9	54	6	1978	11	101	9.2	20	0
1979	60	1062	17.7	75	10	1979	6	43	7.2	12	0
1980	60	1055	17.6	58	8	TOTALS	27	268	9.9	29	0
TOTALS	168	2961	17.6	75	24	Rushing					
Kickoff Returns					Year						
Year	No.	Yds.	Avg.	Long	TD	Year	Att.	Yds.	Avg.	Long	TD
1977	3	64	21.3	29	0	1978	3	17	5.7	14	0
1979	1	32	32.0	32	0	1979	2	18	9.0	12	0
TOTALS	4	96	24.0	32	0	1980	4	27	6.8	15	0
						TOTALS	9	62	6.9	15	0

Passing								
Year	Att.	Comp.	Yds.	Pct.	Int.	Avg. Gn.	TD	Rating
1978	1	0	0	0	0	0.0	0	0.0

SINGLE-GAME CAREER HIGHS

Regular Season

Receptions — 8 (12/16/79 versus Washington)
 Yards Receiving — 213 (11/12/79 versus Philadelphia)
 Longest Reception — 75t (11/12/79 versus Philadelphia)
 TD Receptions — 2 (5 times, last 9/14/80 versus Denver)

Playoffs

Receptions — 4 (1/4/81 versus Atlanta)
 Yards Receiving — 53 (1/4/81 versus Atlanta)
 Longest Reception — 39t (1/21/79 versus Pittsburgh)
 TD Receptions — 1 (1/21/79 versus Pittsburgh)

HILL'S 100-YARD GAMES

Date	Opponent	No.	Yds.	Lg.	TD	Date	Opponent	No.	Yds.	Lg.	TD
10/8/78	Giants	7	112	30t	2	9/14/80	@ Denver	5	117	36t	2
9/2/79	@ St. Louis	5	113	44	1	11/16	St. Louis	7	126	58t	1
11/12	Phila.	7	213	75t	2	12/15	@ L. A.	6	121	36t	1
12/16	Washington	8	113	21	1	12/21	Phila.	4	110	36	1

Gary Hogeboom ★ 14

QUARTERBACK • **CENTRAL MICHIGAN** • **2nd YEAR**
HT: 6-4 • **WT: 201** • **BORN: 8/21/58** • **D-5 FOR '80**

PRO: The addition of Gary Hogeboom has given the Cowboys great insurance at quarterback. Big, strong-armed and intelligent, Hogeboom filled the roster spot left by Roger Staubach's retirement. Gary emerged as the No. 3 quarterback in training camp from a group of six rookies former offensive coordinator Dan Reeves called "probably the best group we've had since I've been here." Gary did not see action at

(Continued on next page)



HOGEBOOM, Cont.

quarterback in preseason or regular season, but he was impressive all year in practice. "I don't know of any team that has better depth at quarterback than the Cowboys," Tom Landry says. "More people know about Danny White and Glenn Carano, who have been around a few years now. But Gary Hogeboom may be the strongest and quickest deliverer we have. He delivers the ball extremely quickly and this is a great asset, along with his size. We feel as if he will continue to progress. We're pretty confident he will have a future with us." Meanwhile, Hogeboom has learned to be patient. "I know my role," he says. "I'll have to play the other team's quarterback through the week, and on game day I'm on the sideline with the head-set and the clipboard, jotting down the defenses. The Cowboys like to bring their quarterbacks along slowly through the system." Gary slipped into two games in 1980 on special teams. GAMES: 1980 (2).

COLLEGE: Hogeboom was the Mid-American Conference player of the year in 1979 after leading Central Michigan to its first conference championship. Gary led Central to a 19-2-1 record in two years as a starter and of his 28 career starts Central won 24. He passed for 3,088 career yards (208-of-395, 53 percent) and 19 touchdowns, and he rushed for 957 yards and 16 TDs. He set the school career total offense record of 4,045 yards.

PERSONAL: A Grand Rapids, Mich., native, Gary Keith Hogeboom (HOAG-ih-boom) lives in Dallas with his wife Kristi. Gary hopes to enter the real estate business. He already holds his Michigan real estate license. A fine all-around athlete, he enjoys playing basketball, golf and tennis.



Randy Hughes ★ 42



SAFETY • OKLAHOMA • 7th YEAR
 HT: 6-4 • WT: 207 • BORN: 4/3/53 • D-4B FOR '75

PRO: A season that began with great promise soon turned into a disaster for Randy Hughes when a series of right shoulder dislocations finally required surgery on Aug. 25, 1980. Sidelined for nearly three months, Hughes returned for the season's final five games, then received the starting free safety assignment in the NFC Wild Card Game against Los Angeles (12/28). But in another stroke of incredibly bad luck, Randy re-dislocated the shoulder and had a second surgery the next day. Yet Hughes vowed to return. "His mental state will be the main thing," Tom Landry says. "It's asking a lot of a player who's gone through what he has already. But Randy's capable of doing it, if anyone is." After four seasons as a top backup, Hughes had become a starter at strong safety in '79 when Charlie Waters went down with a knee injury. "Randy played so well in 1979," Landry says. "You couldn't have asked for a better performance. I thought he was one of the best strong safeties in the league at the end of the year." His two interceptions that year were key plays in victories, a career-long 68-yard return against Cincinnati (9/30) and a 23-yard return at Philadelphia (12/8). Both set up short TD drives. Later in the Philadelphia game Hughes suffered the first of his right shoulder injuries and missed the season finale. With Cliff Harris' retirement, Hughes entered the '80 season as the starting free safety since, as Landry says, "Randy has the versatility to play both positions." Hughes has been an excellent playoff performer. He was superb in the first half of the Cowboys' Super Bowl XII victory over Denver with a pass interception leading to the first TD and two fumble recoveries. When he intercepted passes against Atlanta and Los Angeles in the '78 playoffs

(Continued on next page)

HUGHES' COWBOYS TOTALS

Pass Interceptions					Opponents' Fumble Recoveries				
Year	No.	Yds.	Avg.	Long TD	Year	No.	Yds.	Avg.	Long TD
1975	2	33	16.5	33 1	1975	2	0	0.0	0 0
1976	1	0	0.0	0 0	1976	2	0	0.0	0 0
1977	2	19	9.5	11 0	1978	1	0	0.0	0 0
1978	2	80	40.0	56 0	TOTALS	5	0	0.0	0 0
1979	2	91	45.5	68 0					
TOTALS	9	223	24.8	68 1					

SINGLE-GAME CAREER HIGHS

Regular Season

Interceptions — 1 (9 times, last 12/8/79 versus Philadelphia)
 Yards Interceptions — 68 (9/30/79 versus Cincinnati)
 Longest Return — 68 (9/30/79 versus Cincinnati)

Playoffs

Interceptions — 1 (3 times, last 1/8/79 versus Los Angeles)
 Yards Interceptions — 0

HUGHES, Cont.

Hughes tied a club record set by Mel Renfro in '70 of picking off passes in three straight playoff games. GAMES: 1975 (14), 1976 (14), 1977 (13), 1978 (16), 1979 (15), 1980 (5). Total — 77.

COLLEGE: After being named Oklahoma's high school player of the year, Hughes starred on two unbeaten teams at Oklahoma. He was an All-Big Eight pick his junior and senior seasons and consensus All-America as a senior. He also received numerous scholar-athlete awards, including Academic All-America.

PERSONAL: Tulsa native James Randell Hughes has a degree in finance and real estate. Todd and Hughes, Randy's custom home building business in north Dallas, has been thriving for four years. He sold a home in '79 to teammate Rafael Septien. Randy also is active in the Heart Association, United Way and Fellowship of Christian Athletes. His wife's name is Margo.



Bruce Huther ★ 57

LINEBACKER • NEW HAMPSHIRE • 5th YEAR
HT: 6-1 • WT: 230 • BORN: 7/23/54 • FA FOR '77

PRO: Experienced backup strength at middle linebacker and solid special teams play is provided by Bruce Huther, another in a long line of Cowboys free agent finds. "Bruce could easily step in at this point in his career and play very solidly at middle linebacker if anything happened to Bob Breunig," Tom Landry says. "The guy's so strong and he's one of our best hitters. He's the type of linebacker who can stop a ball carrier dead in his tracks." Signed as a free agent in 1977, Huther impressed Cowboys coaches with his aggressiveness and intelligence. He excelled on the kicking teams and capped his rookie season by recovering a fumbled punt by Denver in the Cowboys' Super Bowl XII victory. Huther's continued fierce play earned him the club's special teams player of the year award in '78 and '79. One of his biggest plays came in the '78 playoffs against Atlanta when he fell on a fumbled kickoff by the Cowboys in the end zone. It saved a touchdown in a game Dallas had to come from behind to win. In addition to backing up the middle linebacker spot, Huther has played on short-yardage and goal-line defenses. In '79 he made two tackles on a successful goal-line stand against the Giants (12/2). Last year he recovered a fumble against the 49ers (10/12) and he filled in capably in the middle late in the season when a bruised knee forced Breunig to the sidelines for parts of games. After a brief trial at strongside linebacker early in training camp last year, Huther was moved back to his natural middle linebacker position. One of the strongest Cowboys, Bruce can bench press more than 400 pounds. GAMES: 1977 (14), 1978 (16), 1979 (16), 1980 (15). Total — 61.

(Continued on next page)

HUTHER, Cont.

COLLEGE: Huther led New Hampshire to a pair of Yankee Conference championships in '75 and '76, topping the team in tackles both years. He was a Kodak honorable mention little All-America selection as a senior. He also played some fullback.

PERSONAL: Bruce Albert Huther (as in brother) has been studying toward his master's degree in environmental biology in the offseason at the University of Texas-Dallas. He holds an undergraduate degree in zoology. The Haledon, N.J., native is active in Big Brothers of Dallas and the Special Olympics program for the handicapped. Bruce and wife Debbie live in Dallas.

HUTHER'S COWBOYS TOTALS

Year	Kickoff Returns					Year	Opponents' Fumble Recoveries				
	No.	Yds.	Avg.	Long	TD		No.	Yds.	Avg.	Long	TD
1979	1	8	8.0	8	0	1980	1	0	0.0	0	0

Butch Johnson ★ 86

WIDE RECEIVER • CAL-RIVERSIDE • 6th YEAR
HT: 6-1 • WT: 192 • BORN: 5/28/54 • D-3C FOR '76



PRO: The explosion of the passing game in the NFL in recent years has made a strong corps of pass-catchers more vital than ever. Butch Johnson, teaming with Drew Pearson and Tony Hill, gives the Cowboys as talented a group of wide receivers as any team's. Johnson turned in his best season in 1980, with career highs in catches, yards and touchdowns. Fittingly, he climaxed his season with another of the big plays that have come to be his trademark, a 35-yard TD catch that sent Dallas ahead of Los Angeles 27-13 late in the third quarter of the Cowboys' wild card playoff victory. In '79, although he missed the first five games with a broken little finger, Johnson contributed to two victories with clutch receptions. His diving 19-yard third-down catch sparked a late fourth-quarter rally at the New York Giants (11/4), and, in a playoff-clinching victory at Philadelphia (12/8), Butch alertly snared a deflected 17-yard pass for the winning TD in the fourth period. Johnson broke into the lineup as a play messenger with Golden Richards in '77. Against San Francisco that season (12/12) he made a remarkable one-handed TD grab, then capped the season with a spectacular TD catch in Super Bowl XII, a diving 45-yard reception that sent Dallas ahead of Denver 20-3 in the third quarter. He scored his second Super Bowl TD the next year against Pittsburgh on a four-yard pass late in the game. "I love the big games," Butch says. "That's just the type of player I am. Coach Landry knows that in a playoff game he can put me in and I'll make the catches that will swing the

(Continued on next page)

JOHNSON, Cont.

game for us." Says Landry, "Butch is a proven, talented player. He has come through for us many times in clutch situations." Johnson led the team in kickoff and punt runbacks in each of his first three seasons. As a rookie he tied the NFL record for most punts returned in a game, 9, against Buffalo (11/15/76). His club season records for punt return yardage and most punts returned were broken in '80 by James Jones. GAMES: 1976 (14), 1977 (14), 1978 (16), 1979 (11), 1980 (16). Total — 71.

COLLEGE: Johnson led the nation in receiving in '75 with 67 catches for 1,027 yards in just eight games, earning All-America honors and his team's MVP award. In his career he caught 139 passes, 17 for TDs. He also was a pole vaulter on the Cal-Riverside track team.

PERSONAL: A native of Los Angeles, Michael McColly Johnson is a vice president of Dallas-based Imperial Investors in partnership with Ed Jones, Benny Barnes, Billy Joe DuPree and Preston Pearson. He also is active with the Association for Retarded Citizens. A music buff, Butch's brother-in-law is singer-songwriter Bill Withers. Butch is also a second cousin to former Massachusetts Senator Edward Brooke. Butch and wife Julie live in Plano, Texas, with their son Michael McColly, Jr. (9/8/80).

JOHNSON'S COWBOYS TOTALS

Receiving					Punt Returns				
Year	No.	Yds.	Avg.	Long TD	Year	No.	Yds.	Avg.	Long TD
1976	5	84	16.8	43 2	1976	45	489	10.9	55 0
1977	12	135	11.3	22 1	1977	50	423	8.5	38 0
1978	12	155	12.9	23 0	1978	51	401	7.9	23 0
1979	6	105	17.5	28 1	TOTALS	146	1313	8.9	55 0
1980	19	263	13.7	29 4					
TOTALS	54	742	13.7	43 8					

Kickoff Returns					Rushing				
Year	No.	Yds.	Avg.	Long TD	Year	Att.	Yds.	Avg.	Long TD
1976	28	693	24.8	74 0	1977	1	-3	-3.0	— 0
1977	22	536	24.4	64 0	1979	1	13	13.0	13 0
1978	29	603	20.8	56 0	TOTALS	2	10	5.0	13 0
TOTALS	79	1832	23.2	74 0					

SINGLE-GAME CAREER HIGHS

Regular Season

Receptions — 4 (twice, last 9/28/80 versus Green Bay)
Yards Receiving — 60 (12/12/76 versus Washington)
Longest Reception — 43t (12/12/76 versus Washington)
TD Receptions — 1 (8 times, last 12/15/80 versus Los Angeles)

Playoffs

Receptions — 2 (4 times, last 1/11/81 versus Philadelphia)
Yards Receiving — 53 (1/15/78 versus Denver)
Longest Reception — 45t (1/15/78 versus Denver)
TD Receptions — 1 (3 times, last 12/28/80 versus Los Angeles)

Ed Jones ★ 72



DEFENSIVE END • TENNESSEE STATE • 7th YEAR
HT: 6-9 • WT: 270 • BORN: 2/23/51 • D-1A FOR '74

PRO: Ed "Too Tall" Jones returned to the Cowboys in 1980 a mentally rejuvenated and physically improved player. The year he spent as a professional boxer in 1979 made a definite contribution to the football career he resumed on July 8, 1980. "He's quicker, faster and stronger than he was before he left," says defensive line coach Ernie Stautner. "But the major difference I see is his determination. He's made a decision as far as his future is concerned. He's more intense now." Jones confirms the evaluation. "Physically, boxing was great discipline. I'm in the best shape of my life. I'm also mentally into the game now. I enjoyed the boxing experience. I'd do it again. But it's out of my system now and I'm back to being a Dallas Cowboy, a football player. I'm happy and I'm hungry." Enjoying his finest pro season in 1980, Jones had a career-high 11 pass deflections, seven quarterback traps and a team-leading three fumble recoveries. "Many people wondered what Jones could do for us after taking a year off," D.D. Lewis says. "That if he could pick up where he left off he could really help us. Well, he's picked up where he left off and he's gone past that. I think he's All-Pro." The first player selected in the '74 draft with a choice obtained from Houston for Tody Smith and Billy Parks, Too Tall started his career at weakside defensive end concentrating on the pass rush. In his second season he swapped positions with Harvey Martin and became the left end focusing on stopping the run. Too Tall has been at his most awesome in the playoffs, especially in '77 and '78 when the Cowboys went to Super Bowls XII and XIII. Jones had a career-high 12 QB traps in '78. **GAMES:** 1974 (14), 1975 (14), 1976 (14), 1977 (14), 1978 (16), 1980 (16). Total — 88.

COLLEGE: Although he did not begin playing football until his senior year of high school, Jones was a two-time All-America at Tennessee State. He also played two years of college basketball. A college teammate dubbed Jones "Too Tall."

PERSONAL: Edward Lee Jones, a native of Jackson, Tenn., is a partner in Dallas-based Imperial Investors, Inc., with Billy Joe DuPree, Butch Johnson, Preston Pearson and Benny Barnes. The multi-talented Jones is the lead singer on his 1981 single "Do the Dip '81/Funkin' on Your Radio" with his first album due to be released later in the year. Too Tall also has acted in two movies and has made a guest appearance on the television comedy "Diff'rent Strokes."

JONES' COWBOYS TOTALS

Year	Opponents' Fumble Recoveries				TD	Year	Pass Interceptions				
	No.	Yds.	Avg.	Long			No.	Yds.	Avg.	Long	TD
1975	1	0	0.0	0	0	1975	1	2	2.0	2	0
1976	1	0	0.0	0	0						
1980	3	0	0.0	0	0						
TOTALS	5	0	0.0	0	0						



James Jones ★ 23

RUNNING BACK • MISSISSIPPI STATE • 2nd YEAR
HT: 5-10 • WT: 201 • BORN: 12/6/58 • D-3B FOR '80

PRO: James "Yogi" Jones not only set team kick return records in 1980, he also inspired his teammates with his exciting, gritty style. "When you see somebody like James Jones out there with so much courage on the kick teams, then it just does something to the veteran players," says Danny White. "It gives them a lift." Jones set club season records for punt returns (54) and punt return yardage (548), breaking Butch Johnson's previous marks. Yogi's 10.1-yard punt return average was the Cowboys' highest since Johnson's 10.9 in '76 and it ranked fifth best in the NFL and fourth in the NFC. It also made him the second leading punt returner in team history. Jones' 22.5-yard kickoff return average was the club's best since Johnson's 24.4 in '77 and it ranked sixth in the NFC. A versatile player with fine pass-catching ability, Jones made a sparkling debut as Tony Dorsett's backup when he picked up 45 yards on 10 carries in the season-opening victory at Washington (9/8) with Dorsett sidelined periodically by leg cramps. Later in the year against the Redskins (11/23) Yogi had a season-high 52-yard punt return to set up a TD in a 14-10 victory. Against Los Angeles in the NFC Wild Card Game (12/28) he had 153 yards

(Continued on next page)

JONES' COWBOYS TOTALS

Year	Rushing					Year	Receiving				
	No.	Yds.	Avg.	Long	TD		No.	Yds.	Avg.	Long	TD
1980	41	135	3.4	9	0	1980	5	39	7.8	16	0
Year	Punt Returns					Year	Kickoff Returns				
	No.	Yds.	Avg.	Long	TD		No.	Yds.	Avg.	Long	TD
1980	54	548	10.1	52	0	1980	32	720	22.5	41	0

SINGLE-GAME CAREER HIGHS

Regular Season

Yards Rushing — 45 (9/8/80 versus Washington)
 Rushing Attempts — 10 (9/8/80 versus Washington)
 Receptions — 2 (9/14/80 versus Denver)
 Yards Receiving — 27 (9/14/80 versus Washington)
 Punt Returns — 7 (twice, last 11/23/80 versus Washington)
 Punt Return Yards — 116 (11/23/80 versus Washington)
 Longest Punt Return — 52 (11/23/80 versus Washington)
 Kickoff Returns — 5 (10/26/80 versus San Diego)
 Kickoff Return Yards — 123 (10/26/80 versus San Diego)
 Longest Kickoff Return — 41 (10/19/80 versus Philadelphia)

Playoffs

Yards Rushing — 38 (12/28/80 versus Los Angeles)
 Rushing Attempts — 5 (12/28/80 versus Los Angeles)
 Punt Returns — 5 (12/28/80 versus Los Angeles)
 Punt Return Yards — 81 (12/28/80 versus Los Angeles)
 Longest Punt Return — 43 (12/28/80 versus Los Angeles)
 Kickoff Returns — 3 (3 times, last 1/11/81 versus Philadelphia)
 Kickoff Return Yards — 72 (12/28/80 versus Los Angeles)
 Longest Kickoff Return — 33 (12/28/80 versus Los Angeles)

JONES, Cont.

in kick returns, including a dazzling 43-yard punt return in the first quarter that got the Cowboys rolling. Jones did not return punts in college, but volunteered for the job in training camp in an effort to assure his spot on the team. "It's incredible what a guy like Jones can add to your specialty teams," special assistant coach Ermal Allen says. Adds Tom Landry, "James Jones is one of the most outstanding punt return men we've had. He showed great courage and did an outstanding job for us. Anytime you end up with plus 10 yards per return, that's excellent." GAMES: 1980 (16).

COLLEGE: Mississippi State's leading rusher as a junior with 687 yards (5.3 per carry), Jones missed the final seven games of his senior year with strained knee ligaments. In his career Yogi rushed for 1,416 yards (5.4 average) and 14 touchdowns, caught 29 passes for 274 yards and three touchdowns, completed 3-of-6 passes for 72 yards and two TDs and returned 24 kickoffs for a 21.2-yard average and one TD. He was Academic All-SEC as a junior.

PERSONAL: James Jones, Jr., a native of Vicksburg, Miss., returned to Mississippi State in Starkville in the offseason to work toward his degree in physical education. He hopes to become a football coach. Yogi also is active in the Fellowship of Christian Athletes.

D. D. Lewis ★ 50

LINEBACKER • MISSISSIPPI STATE • 13th YEAR
HT: 6-1 • WT: 215 • BORN: 10/16/45 • D-6 FOR '68



PRO: Few professional athletes reach a point in their careers where their leadership is valued so highly as their performance on the field. D.D. Lewis, the Cowboys' senior player, has obtained that unique status. "D.D.'s been a pro for a long time and is the type of player you need to complement the younger guys in your lineup," Tom Landry says. "Plus I think he's capable of playing very well for another year." With 1981 expected to be his final season, Lewis hoped to end his career by contributing in a big way. "My leadership responsibility is to relate to the younger guys and be a cheerleader type," he says. "I want to make them conscious of what we are doing. I may tend to be a little too vocal as a cheerleader, but it's that kind of role." There has been little evidence of a decline in Lewis' skills. The starting weakside linebacker since 1973, Lewis turned in another solid season in '80, including an outstanding performance in the Cowboys' 35-27 victory over Philadelphia (12/21) which earned him a game ball from the coaches. In '79 D.D. earned the third Oak Farms Cowboys MVP award of his career after setting up the winning touchdown at San Francisco (9/9) with a fourth-quarter interception. In '77 Tom Landry

(Continued on next page)

LEWIS, Cont.

said Lewis should have been All-Pro and in '78 he said D.D. deserved to be in the Pro Bowl. Making up for his lack of size with aggressiveness and fine football instincts, Lewis was a special teams standout and backup to All-Pro Chuck Howley his first four years (D.D. spent '69 in military service). He has served as punt team snapper and backup punter and in '77 and '78 was a defensive co-captain. Some of D.D.'s top moments have come in the playoffs. The only time he's picked off two passes in one game came in the '75 NFC Championship Game at Los Angeles (1/4/76) when he intercepted two for 20 yards. He was outstanding in the '77 playoffs with an interception against Terry Bradshaw. Lewis' five Super Bowl appearances is a record shared by seven other players, and his 25 playoff game appearances is one behind the NFL record held by former teammate Larry Cole. GAMES: 1968 (14), 1970 (12), 1971 (14), 1972 (12), 1973 (14), 1974 (14), 1975 (14), 1976 (14), 1977 (13), 1978 (16), 1979 (16), 1980 (16). Total — 169.

COLLEGE: Although a small linebacker at 200 pounds, Lewis earned All-America and Southeastern Conference player of the year honors in '67. He was a two-time All-SEC pick described by one Cowboys scout as "pound-for-pound maybe the best player in the country."

PERSONAL: A Knoxville, Tenn., native, Dwight Douglas Lewis was named for a pair of famous World War II generals. D.D. is co-owner and spokesman for Nutri-System, Inc., a medically-supervised weight-loss program with 280 centers in 40 states. He is a national spokesman for Boys Clubs of America and in '78 the Knoxville Boys Club established the D.D. Lewis Fund for Needy Children. D.D. and wife Margaret also serve as honorary chairmen of the American Cancer Society blood drive in Dallas and are active with Youth Against Cancer. The Lewis' have two daughters, Melna (10/17/69) and Victoria (11/17/75). They live in Richardson, Texas, and own a farm on 50 acres in Wylie, Texas, north of Dallas.

LEWIS' COWBOYS TOTALS

Year	Scoring				Year	Kickoff Returns			
	TD	PAT	FG	Pts.		No.	Yds.	Avg.	Long TD
1973	1*	0	0	6	1971	1	15	15.0	15 0

*Recovered blocked punt in end zone.

Year	Pass Interceptions					Year	Opponents' Fumble Recoveries			
	No.	Yds.	Avg.	Long	TD		No.	Yds.	Avg.	Long TD
1971	1	0	0.0	0	0	1971	2	0	0.0	0 0
1972	1	15	15.0	15	0	1973	2	4	2.0	4 0
1974	2	45	22.5	27	0	1974	2	0	0.0	0 0
1977	1	29	29.0	29	0	1975	2	38	19.0	36 0
1979	2	8	4.0	5	0	1976	1	0	0.0	0 0
TOTALS	7	97	13.9	29	0	1977	1	0	0.0	0 0
						1980	2	0	0.0	0 0
						TOTALS	12	42	3.5	0 0

Wade Manning ★ 22

CORNERBACK • OHIO STATE • 2nd YEAR
 HT: 5-11 • WT: 190 • BORN: 7/25/55 • FA FOR '79



PRO: Wade Manning spent the 1980 season on injured reserve and missed seven games during his rookie year of '79, but the Cowboys still hold great expectations for the former Ohio State baseball player. "We had high hopes for Wade Manning last summer," says Tom Landry. "He has great movement and does a lot of things well. But his knee was bothering him. With that corrected, maybe we'll see a different Wade Manning this year. Surely, he has the speed and athletic ability to play the corner." Manning was traded to Buffalo on Sept. 1, 1980, but was returned to Dallas when he failed the Bills' physical. Manning then underwent cartilage surgery on his left knee. Wade signed with the Cowboys in '79 as a free agent after not having played football since he was a 5-1, 135-pound high school safety. Capitalizing on his great speed, he averaged a whopping 14.6 yards on 15 punt returns in preseason, including a 62-yarder against Pittsburgh (8/25) to seal his spot on the team. In the '79 season opener at St. Louis (9/2) Wade raced 47 yards with a kickoff late in the game, allowing the Cowboys to drive for the winning field goal. He hurt his knee the following week at San Francisco and was placed on injured reserve after the fifth game. He was reactivated to replace Thomas Henderson for the 13th game and in a playoff-clinching victory at Philadelphia (12/8) Wade returned a punt 17 yards, the Cowboys' longest of the year, to the Dallas 44 to set up the winning touchdown drive. GAMES: 1979 (9), 1980 (inj.).

COLLEGE: A three-year center field for Ohio State, Manning batted .325 with a team-leading six home runs and a school-record 23 (of 25) stolen bases to earn All-Big Ten honors his senior year. He stole 44 bases in his career. He was drafted by the Cleveland Indians out of Shaker Heights High School and by the Pittsburgh Pirates in '76.

PERSONAL: Wade Ronald Arthur Manning was born in Meadville, Pa., but was raised in Shaker Heights, Ohio. During the offseason he works for Dallas-based Petro West Oil & Gas Management Company. Wade also is active in the Fellowship of Christian Athletes. He and wife Emma Jean live in Dallas. Wade has a son, Jason Wade Manning (10/27/78).

MANNING'S COWBOYS TOTALS

Year	Punt Returns					Year	Kickoff Returns				
	No.	Yds.	Avg.	Long	TD		No.	Yds.	Avg.	Long	TD
1979	10	55	5.5	17	0	1979	7	145	20.7	47	0



Harvey Martin ★ 79

DEFENSIVE END • EAST TEXAS STATE • 9th YEAR
 HT: 6-5 • WT: 250 • BORN: 11/16/50 • D-3 FOR '73

PRO: The sight of Harvey Martin swooping

into the backfield from his right end position has been a fearsome sight for NFL quarterbacks for

nearly a decade. Martin has led or co-led the Cowboys in quarterback traps every year he's been with the club, eight straight seasons, averaging 13 per year for a total of 104 (from '73-'80, 9-10-10-15-23-16-9-12). A defensive co-captain from '77-'80, Harvey is a fiery competitor and the emotional leader of the Cowboys' defense. "He's the spark plug on our team," teammate Bob Breunig says. "He lifts everyone." Martin is a four-time Pro Bowl selection ('76-'79) who also was a unanimous All-Pro choice in '77. Says Philadelphia tackle Stan Walters, "From the consistency standpoint, Martin is the best. He plays a very disciplined kind of game and on passing situations he goes at it, thinking he's going to get the sack every time." Harvey tied his single-game career high of three QB traps last year against St. Louis (11/2). He also had four traps in the playoffs. In '79 he developed an inside pass rush to complement his feared outside speed rush, which opponents were concentrating on taking away. Although he didn't miss a game in '78, leg and shoulder injuries hampered Martin throughout the season, in which he tied Randy White for the team lead in QB traps with 16. He had a big game in the NFC title game at Los Angeles (1/7/79) with a team-leading seven tackles, a QB trap and a fumble recovery. Harvey's '77 season was one of the best ever by an NFL defensive player — 85 tackles, a league-leading 23 traps, two fumble recoveries in the NFC title game, co-MVP with Randy White in the Super Bowl, consensus All-Pro honors and NFL defensive player of the year. Harvey shares with former teammate Cliff Harris the NFL career playoff record of four fumble recoveries. GAMES: 1973 (14), 1974 (14), 1975 (13), 1976 (14), 1977 (14), 1978 (16), 1979 (16), 1980 (16). Total — 117.

COLLEGE: Martin earned NAIA, Football News and Associated Press All-America honors in 1972 when he led East Texas State to the NAIA Division I championship. Harvey was named Lone Star Conference defensive player of the decade in 1980.

PERSONAL: The Cowboys' only Dallas native, Harvey Banks Martin is one of the area's most popular sports personalities. His off-field pursuits are barbecue and broadcasting. He is a partner in a chain

(Continued on next page)

MARTIN'S COWBOYS TOTALS

Opponents' Fumble Recoveries						Pass Interceptions					
Year	No.	Yds.	Avg.	Long	TD	Year	No.	Yds.	Avg.	Long	TD
1973	1	0	0.0	0	0	1976	1	0	0.0	0	0
1974	2	9	4.5	6	0	1978	1	7	7.0	7	0
1977	2	0	0.0	0	0	TOTALS	2	7	3.5	7	0
TOTALS	5	9	1.8	6	0						

MARTIN, Cont.

of Dallas-area barbecue restaurants, including one with Drew Pearson, called Smokey John's and Smokey's Express. Harvey has been a commentator on ABC's SuperTeams competition and a national radio voice for "7-11" stores. He hosts a local radio sports show during the season. Harvey also is active with the American Heart Association.

Aaron Mitchell ★ 34

CORNERBACK • NEVADA-LAS VEGAS • 3rd YEAR
HT: 6-1 • WT: 196 • BORN: 12/15/56 • D-2 FOR '79



PRO: Taking over as the starting right corner-back in 1980, Aaron Mitchell gave the Cowboys an intensely aggressive defender who came up with a number of big plays. Showing marked improvement from his rookie year, Mitchell co-led the team in forced fumbles with Anthony Dickerson with three, and he was a big contributor in two of the Cowboys' biggest victories. He had two touchdown-saving pass breakups and a diving fourth-quarter end zone interception to preserve a victory at Oakland (12/7) and earn his first Oak Farms MVP award. Mitchell had the biggest defensive play of the Cowboys' NFC Wild Card Game victory over the Rams (12/28), a third-quarter interception that set up the clinching TD. Aaron also had a diving end zone interception in the NFC Championship Game at Philadelphia (1/11) and a 56-yard interception return at the Giants (11/2). "He's a hard-nosed, tough defensive football player," Tom Landry says. "He has good speed and it doesn't bother him to get beat, which is really the knack of a good defensive back. He keeps competing." Aaron played regularly on passing downs as a rookie. With Benny Barnes sidelined by a sore foot against Cincinnati (9/30), Mitchell made his only start and returned his only interception of the year 36 yards to the Bengals 12 to set up Dallas' clinching TD. **GAMES:** 1979 (16), 1980 (15). Total — 31.

COLLEGE: Mitchell transferred to Nevada-Las Vegas after attending Morris Brown College in Atlanta, where he was All-Southern Intercollegiate Athletic Conference in '75, and College of the Canyons Junior College in Valencia, Calif. A two-year starter at N-LV, Mitchell had eight interceptions and 21 pass breakups.

PERSONAL: Aaron Templeton Mitchell, Jr., attended North Hollywood High in his native Los Angeles. He is a licensed real estate broker who works for the Dallas life insurance firm of A.L. Williams Associates in the offseason. A physical education major at N-LV, Aaron also plays for the Cowboys' players' offseason basketball team.

MITCHELL'S COWBOYS TOTALS

Pass Interceptions					Opponents' Fumble Recoveries				
Year	No.	Yds.	Avg.	Long TD	Year	No.	Yds.	Avg.	Long TD
1979	1	36	36.0	36 0	1979	1	0	0.0	0 0
1980	3	56	18.7	56 0					
TOTALS	4	92	23.0	56 0					



Robert Newhouse ★ 44

FULLBACK • **HOUSTON** • **10th YEAR**
HT: 5-10 • **WT: 215** • **BORN: 1/9/50** • **D-2 FOR '72**

PRO: "He's the type of player every coach likes to have," Tom Landry says. "You call on him and he responds." Robert Newhouse has responded to every manner of challenge for nearly a decade with the Cowboys. In 1980, when it seemed he was about to become the Cowboys' fullback of the past, 'House regained his starting job from Ron Springs a month into the season and never relinquished it. In doing so he finished as the club's second-leading rusher and moved his distinguished career total within 362 yards of the 5,000-yard mark. The third leading ground gainer in team history entering the '81 season, Newhouse would join Don Perkins (6,217) and Calvin Hill (5,009) in the Cowboys' exclusive 5,000-yard club. "There isn't a more hard-nosed back in pro ball than Robert Newhouse," says Tony Dorsett. A stress fracture of the lower left leg suffered in the season opener slowed Newhouse in '79 after a broken bone in his right leg marred his '78 season. Robert was enjoying one of his best years in '78 when the injury struck him down in game 12 against New Orleans (11/19). His streak of playing in 96 straight games was broken when he missed the next three. Still, 'House led the team in rushing TDs with eight and total TDs scored with 10, and in a key victory over Green Bay (11/12) he played the equivalent of a perfect game, receiving the highest grades ever by a Dallas running back in the coaches' film review. Newhouse has had five career 100-yard games, most recently in the '79 season-opener at St. Louis (9/2) when he gained 108 yards. A starter since '74, he has performed well in key games, such as Super Bowl XII when he tossed a 29-yard TD pass to Golden Richards to seal the victory over Denver. **GAMES:** 1972 (14), 1973 (14), 1974 (14), 1975 (14), 1976 (14), 1977 (14), 1978 (13), 1979 (14), 1980 (16). Total — 127.

COLLEGE: En route to becoming Houston's all-time leading rusher (2,961), Newhouse set school records for yards rushing in a season (1,757) and carries (297) in '71. He averaged 6.4 yards per carry and scored 19 TDs in his career. Four times he rushed for more than 200 yards in a game, including 245 against Mississippi State in '69.

PERSONAL: Robert Fulton Newhouse and wife Nancy were raised in the east Texas town of Hallsville. Newhouse Enterprises, Inc., includes the All-Brand Pump Company and a petroleum products division. Robert is studying for his master's in business administration at the University of Dallas and both he and Nancy have their real estate licenses. Asked why he continues playing football, Newhouse says, "I need a weekend job." The Newhouses have four children, Roddrick (5/21/75), twin daughters Dawnyel and Shawntel (3/6/79) and Reginald (2/16/81).

(Continued on next page)

NEWHOUSE, Cont.

NEWHOUSE'S COWBOYS TOTALS

Year	Rushing					Year	Receiving				
	Att.	Yds.	Avg.	Long	TD		No.	Yds.	Avg.	Long	TD
1972	28	116	4.1	19	1	1972	1	8	8.0	8	0
1973	84	436	5.2	54	1	1973	9	87	9.7	38	1
1974	124	501	4.0	23	3	1974	9	67	7.4	21	0
1975	209	930	4.4	29	2	1975	34	275	8.1	23	0
1976	116	450	3.9	24	3	1976	15	86	5.7	16	0
1977	180	721	4.0	29	3	1977	16	106	6.6	41	1
1978	140	584	4.2	24	8	1978	20	176	8.8	24	2
1979	124	449	3.6	21	3	1979	7	55	7.9	21	1
1980	118	451	3.8	29	6	1980	8	75	9.4	18	0
TOTALS	1123	4638	4.1	56	30	TOTALS	119	935	7.9	41	5

Kickoff Returns

Year	No.	Yds.	Avg.	Long	TD
1972	18	382	21.2	30	0
1973	3	62	20.7	26	0
TOTALS	21	444	21.1	30	0

Year	Passing					Int.	Avg. Gn.	TD
	Att.	Comp.	Yds.	Pct.	Yds.			
1975	2	1	46	50.0	0	23.0	1	

SINGLE-GAME CAREER HIGHS

Regular Season

Yards Rushing — 124 (12/16/73 versus St. Louis)
 Rushing Attempts — 23 (9/28/75 versus St. Louis)
 Longest Run — 54 (11/18/73 versus Philadelphia)
 TD Rushing — 2 (4 times, last 10/12/80 versus San Francisco)
 Receptions — 6 (10/26/75 versus Philadelphia)
 Yards Receiving — 53 (10/23/77 versus Philadelphia)
 Longest Reception — 41 (10/23/77 versus Philadelphia)
 TD Receiving — 1 (5 times, last 11/22/79 versus Houston)

Playoffs

Yards Rushing — 81 (1/1/78 versus Minnesota)
 Rushing Attempts — 16 (3 times, last 12/26/77 versus Chicago)
 Longest Run — 19 (twice, last 12/26/77 versus Chicago)
 TD Rushing — 1 (twice, last 1/4/81 versus Atlanta)
 Receptions — 3 (1/15/78 versus Denver)
 Yards Receiving — 25 (12/28/75 versus Minnesota)
 Longest Reception — 14 (twice, last 12/19/76 versus Los Angeles)
 TD Receiving — 0

Timmy Newsome ★ 30

FULLBACK • WINSTON-SALEM STATE • 2nd YEAR
 HT: 6-1 • WT: 227 • BORN: 5/17/58 • D-6 FOR '80

PRO: As a rookie Timmy Newsome was a slow starter and fast finisher, so fast he put himself in position to challenge for a starting job sooner than anyone expected. "Timmy Newsome shows a lot of promise," Tom Landry says. "He's going to be able to push people ahead of him."



(Continued on next page)

NEWSOME, Cont.

We still must determine who is the best of our fullbacks. The position will be open to Newhouse, Springs and Newsome going into camp. I think one of them needs to emerge as the unquestioned starter." Although he began slowly in training camp and didn't see much action during the season, Newsome impressed his coaches in practice with his all-around skills. He did catch three passes and score two touchdowns on one-yard runs in a victory over San Diego (10/26). He also had a few long runs, a 23-yarder against Seattle (11/27) plus a 19-yarder and 15-yarder in the playoffs against Los Angeles (12/28). Newsome is a good blocker and good receiver, even though he didn't have much opportunity to catch passes in college. He is bigger than most previous Cowboys fullbacks and he is exceptionally strong. Timmy also has an unusual knack for slipping tacklers. "It's just something I've always been able to do," he says. "I've got sort of a long stride. I think most of running is really instinct. It's a combination of knowing where your blocks will be and relying on instinct." GAMES: 1980 (16).

COLLEGE: Newsome was a two-time NAIA first-team All-America and was voted '79 player of the year by the Central Intercollegiate Athletic Association (CIAA) coaches. In his four-year career at Winston-Salem State. Newsome rushed for 3,843 yards (6.1 per carry) and 38 touchdowns. He was the CIAA's leading rusher and scorer in 1977, '78 and '79.

PERSONAL: Timothy Arthur Newsome is a native of Ahoskie, N.C. He has a degree in business with a concentration in computer science. In the offseason he was a computer programmer trainee for Banking Systems, Inc., of Dallas. Timmy also did promotional work for the state of North Carolina's alcohol and drug abuse prevention program.

NEWSOME'S COWBOYS TOTALS

Year	Rushing				Year	Receiving			
	No.	Yds.	Avg.	Long TD		No.	Yds.	Avg.	Long TD
1980	23	73	3.1	23 2	1980	4	43	10.6	16 0

Kickoff Returns

Year	No.	Yds.	Avg.	Long TD
1980	12	293	24.4	36 0

SINGLE-GAME CAREER HIGHS

Regular Season

- Yards Rushing — 32 (11/27/80 versus Seattle)
- Rushing Attempts — 8 (10/26/80 versus San Diego)
- Longest Run — 23 (11/27/80 versus Seattle)
- TD Rushing — 2 (10/26/80 versus San Diego)
- Receptions — 3 (10/26/80 versus San Diego)
- Yards Receiving — 37 (10/26/80 versus San Diego)
- Longest Reception — 16 (10/26/80 versus San Diego)

Playoffs

- Yards Rushing — 34 (12/28/80 versus Los Angeles)
- Rushing Attempts — 2 (12/28/80 versus Los Angeles)
- Longest Run — 19 (12/28/80 versus Los Angeles)

Drew Pearson ★ 88



WIDE RECEIVER • TULSA • 9th YEAR
HT: 6-0 • WT: 183 • BORN: 1/12/51 • FA FOR '73

PRO: In 1980 Drew Pearson added dramatically to the already storied achievements of his unlikely career. This former free agent, who was passed over by all 26 NFL teams in the 1973 draft, became the Cowboys' all-time leading receiver on Nov. 16 when he made his 366th reception to pass Bob Hayes. Then in the playoffs against Atlanta (1/4) he caught two touchdown passes in the final 3:40, the second with 42 seconds left, to rally the Cowboys past the Falcons 30-27. That clutch Drew Pearson performance joined three others that rank among the most memorable in club history—an 83-yard fourth-quarter TD reception to beat the Rams in the '73 playoffs; a 50-yard scoring catch in the closing seconds to beat Washington on Thanksgiving Day 1974; and the 50-yard "Hail Mary" in the final 20 seconds that beat Minnesota in the '75 playoffs. "The thing you can't do is look inside a player and find out how really competitive he is and how he will react in situations where you really need him," Gil Brandt says. "These things take time to find out, and they're the things Drew Pearson is all about." Although not particularly big or fast, Drew has been spectacular often and consistent always. He has been selected to the All-Pro and Pro Bowl teams three times, in 1974, '76 and '77. Last year he was named to the All-Decade Team of the 1970s by the Pro Football Hall of Fame. Pearson led NFC pass catchers in '76 with 58 receptions and he holds club records for catching passes in 58 consecutive games between '74 and '78 and in each of the past 16 playoff games. In '79 Drew and Tony Hill became the first pair of NFC (or old NFL) receivers to each catch 1,000 yards worth of passes in a season. Drew became a starter midway through his rookie year and has missed only one game (12/8/79 at Philadelphia) in his career. He served as an offensive co-captain in '77 and '78. "We count on Drew so much for the clutch catches because he runs such disciplined routes and can catch all kinds of passes," Tom Landry says. GAMES: 1973 (14), 1974 (14), 1975 (14), 1976 (14), 1977 (14), 1978 (16), 1979 (15), 1980 (16). Total—117.

COLLEGE: Pearson caught a team-leading 33 passes for a run-oriented, 4-7 Tulsa team in 1972 and received the university president's award as the team's "best spirited and most unselfish member." Drew succeeded Joe Theismann as quarterback at South River, N.J., High School but was converted to flanker at Tulsa.

PERSONAL: Drew Pearson was voted the Cowboys' NFL man of the year by fans in 1980. He is a national spokesman for the Distilled Spirits Council, which battles teenage alcohol abuse, and he serves on President Reagan's non-partisan White House committee

(Continued on next page)

PEARSON, Cont.

on alcohol and drug abuse. Drew is a partner with Harvey Martin in Smokey's Express barbecue restaurant in Dallas. He also works in the sports department for KDFW-TV, the Dallas CBS affiliate, and has a local radio show during the season. Drew founded the Cowboys players' offseason basketball team and is married to the daughter of former Harlem Globetrotters star Marques Haynes. Drew and Marsha Pearson have two daughters, Tori Nichole (7/23/74) and Britni Ja'Nae (8/6/79).

PEARSON'S COWBOYS TOTALS

Receiving					Rushing				
Year	No.	Yds.	Avg.	Long TD	Year	Att.	Yds.	Avg.	Long TD
1973	22	388	17.6	40 2	1974	3	6	2.0	22 0
1974	62	1087	17.5	50 2	1975	1	11	11.0	11 0
1975	46	822	17.9	46 8	1976	2	20	10.0	11 0
1976	58	806	13.9	40 6	1977	2	22	11.0	11 0
1977	48	870	18.1	67 2	1978	3	29	9.7	33 0
1978	44	714	16.2	53 3	1979	3	27	9.0	33 0
1979	55	1026	18.7	56 8	1980	3	31	10.3	32 0
1980	43	568	13.2	30 6	TOTALS	17	146	8.6	33 0
TOTALS	378	6281	16.6	67 37					

Punt Returns				
Year	No.	Yds.	Avg.	Long TD
1973	2	13	6.5	13 0

Kickoff Returns				
Year	No.	Yds.	Avg.	Long TD
1973	7	155	22.1	26 0

Miscellaneous Scoring							
Year	TD	PAT	FG	Pts.			
1974	1*	0	0	6			
1976	1*	0	0	6			
TOTALS	2	0	0	12			

*Recovered fumble in end zone.

Passing							
Year	Att.	Comp.	Yds.	Pct.	Int.	Avg. Gn.	TD
1974	1	1	46	1.000	0	46.00	1
1976	1	1	39	1.000	0	39.00	1
TOTALS	2	2	85	1.000	0	42.5	2

SINGLE-GAME CAREER HIGHS

Regular Season

Receptions — 10 (9/23/74 versus Philadelphia)
 Yards Receiving — 188 (10/6/75 versus Detroit)
 Longest Reception — 67 (11/27/77 versus Washington)
 TD Receptions — 3 (twice, last 10/12/80 versus San Francisco)

Playoffs

Receptions — 5 (twice, last 1/4/81 versus Atlanta)
 Yards Receiving — 91 (12/28/75 versus Minnesota)
 Longest Reception — 83t (12/23/73 versus Los Angeles)
 TD Receptions — 2 (twice, last 1/4/81 versus Atlanta)

Pearson's 100-Yard Games

Date	Opponent	No.	Yds.	Lg.	TD	Date	Opponent	No.	Yds.	Lg.	TD
9/23/74	@ Phila.	10	161	25	0	10/16/77	Washington	6	157	59t	1
9/29	N.Y. Giants	6	116	32	0						
10/13	@ St. Louis	8	118	26	0	10/15/78	@ St. Louis	7	101	25	0
11/10	S. Francisco	4	100	33	0	11/23	Washington	4	116	53t	1
11/28	Washington	5	108	50t	1						
10/6/75	@ Detroit	6	188	46	2	9/24/79	@ Cleveland	5	109	44	0
11/2	@ Wash.	7	114	32	1	11/4	@ N.Y. Giants	6	124	32t	1
						11/18	@ Wash.	8	134	35	2
						11/22	Houston	5	118	56t	1
11/15/76	Buffalo	9	135	40	1	10/19/80	@ Phila.	8	107	21	0
						11/2	@ St. Louis	6	103	26	0

Kurt Petersen ★ 65

GUARD • MISSOURI • 2nd YEAR
HT: 6-4 • WT: 260 • BORN: 6/17/57 • D-4 FOR '80



PRO: Kurt Petersen is trying to duplicate the success of Pat Donovan, John Fitzgerald and Blaine Nye, college defensive linemen who became top offensive linemen for the Cowboys. According to his coaches, Petersen has all the tools to succeed — size, quickness, strength and intelligence. "Kurt Petersen was one of our best rookies last year as far as physical potential," Tom Landry says. "He made the switch from defense to offensive guard. Although he had some rough edges early, which was expected, he improved enough toward the end of the year that we think he has a chance to be a good player." Petersen was a strong contributor on special team as a rookie. He was also the club's only backup guard most of the season with Norm Wells, a fellow rookie who also made the switch to offense, on injured reserve for 13 games. Starting guards Herb Scott and Tom Rafferty remained healthy, however, and Petersen did not see action at guard. GAMES: 1980 (16).

COLLEGE: A "stand-up" defensive end as a junior, Petersen was moved to defensive tackle his senior year to give Missouri more inside quickness. A senior co-captain, Kurt tied for the team lead in fumble recoveries with four.

PERSONAL: A St. Louis native, Kurt David Petersen is a skilled carpenter who worked last offseason for Century Custom Homes in Dallas. He has a degree in industrial education and is a co-owner with a brother and sister in the Rockbridge Castings Company of Rockbridge, Ill. Kurt is an outdoorsman who enjoys fishing, hunting and farming. He now resides in Carrollton, Texas.

Tom Rafferty ★ 64

GUARD • PENN STATE • 6th YEAR
HT: 6-3 • WT: 250 • BORN: 8/2/54 • D-4 FOR '76



PRO: Usually it takes a few years to break in an offensive lineman because of the complexity of the position. But Tom Rafferty, whose soft-spoken manner belies his intense competitiveness, won a starting job in his second season. A versatile athlete who snaps the ball on punts, field goals and extra points for the Cowboys, Rafferty replaced retired All-Pro Blaine Nye as the starting right guard in '77 after working at left

(Continued on next page)

RAFFERTY, Cont.

guard and center during training camp. Rafferty wound up playing two games at center that season for injured John Fitzgerald. In '78 Rafferty and Burton Lawless shared the right guard position as play messengers. Tom won the job outright in '79 and played consistently well, particularly in the running game. His top effort came in the crucial playoff-clinching victory at Philadelphia (12/8), after which he was voted the Oak Farms Cowboys MVP award by the local media. Rafferty shared his second career game MVP award with Fitzgerald last year for the Cowboys' season-opening victory at Washington (9/8). "His consistency and intensity are his two best traits," offensive line coach Jim Myers says. "He knows his job well and has a desire to excel. He's a tremendous competitor." Rafferty, Fitzgerald, Pat Donovan and Jim Cooper from the Cowboys' Irish Connection, offensive linemen of Irish heritage. GAMES: 1976 (13), 1977 (14), 1978 (16), 1979 (16), 1980 (16). Total — 75.

COLLEGE: Rafferty was a four-year starting guard at Penn State. He earned All-America honors from the Football News and Football Writers Association in 1975 and was considered the top pulling guard in the '76 draft by the Cowboys.

PERSONAL: Thomas Michael Rafferty was born in Syracuse and raised in Manlius, N.Y., where he became a high school All-America in lacrosse in addition to playing football and basketball. In the off-season Tom works in the real estate department of Gulco Capital Management in Dallas. He is also studying for his master's in business at the University of Dallas-Irving. Tom's wife Donna is a native of Great Britain.



Bill Roe ★ 56

LINEBACKER • COLORADO • 2nd YEAR
HT: 6-3 • WT: 230 • BORN: 2/6/58 • D-3A FOR '80

PRO: Realizing the quickest way for a rookie to make an impression is through his special teams play, Bill Roe made up his mind to become a positive force in a phase of the game which receives too little recognition. "You didn't hear too much about Roe last year, but he did a great job," Tom Landry says. "He was great at covering punts and kickoffs, a very aggressive player. He has a pretty good nose for the football. He's very intent and that attitude keeps you around the ball. He wants to do well, which is important." Roe had an interception, which he returned 31 yards, in preseason against Los Angeles (8/16). He received a game ball from the coaches for his special teams work against Green Bay (9/28). "Playing well on the kicking team is 'want to' more than anything else," Roe explains. "Coaches can judge pretty quickly how much heart you have by watching you on special teams." Roe's size makes him a candidate at the strongside

ROE, Cont.

linebacker position behind starter Mike Hegman. Bill was the Cowboys' first 1980 draft choice since the first-round and second-round picks were traded to Baltimore in 1979 for John Dutton. GAMES: 1980 (16).

COLLEGE: A late-blooming star at Colorado because of a junior year knee injury, Roe led the Big Eight in tackles in 1979 when he became the first player in conference history to win defensive player of the week honors two weeks in a row. His statistical highlights included a team-leading three interceptions, including a 69-yard TD return against Nebraska. Bill was a two-year starter at inside linebacker. He won Colorado's heavyweight boxing championship in '78.

PERSONAL: Born in South Bend, Ind., William Oliver Roe II was raised in Markham, Ill. He earned 10 letters in football, basketball, track and baseball at Thornwood High School in South Holland, Ill. In his first offseason Bill worked for Chuck Fairbanks, Jr., Chevrolet in Lancaster, outside of Dallas. Bill and wife Sharon have a daughter, Noelle (12/17/79).

Jay Saldi ★ 87

TIGHT END • SOUTH CAROLINA • 6th YEAR
HT: 6-3 • WT: 227 • BORN: 10/8/54 • FA FOR '76

PRO: In an era of growing specialization in football Jay Saldi seems to become a more valuable offensive weapon every year. Serving as a play messenger with starting tight end Billy Joe DuPree, and with the Cowboys using a double tight end offense more than ever, Saldi by far had his best season in 1980, establishing personal highs in catches and yards. His biggest play was a nifty 37-yard catch to the three to set up the go-ahead touchdown in the NFC Wild Card Game victory over Los Angeles (12/28). "Jay Saldi fits the specialty mold extremely well," Tom Landry explains. "He does a lot of things well and we use him effectively. He's a fine overall football player." Saldi missed the final 11 games of the '78 season with a broken right forearm, but returned in '79 to give the Cowboys excellent depth at tight end. Jay had the distinction of catching Roger Staubach's last touchdown pass, a two-yarder that sent Dallas ahead in the fourth quarter of its '79 playoff loss to Los Angeles (12/30). Says receivers coach Mike Ditka, "Jay runs the best routes around. He's got the unique situation of being something of a combination tight end-wide receiver. A free agent longshot in '76, Saldi first made his mark as a rugged special teams performer. Landry called him the team's most improved player after '77 training camp and named Jay special teams captain, a post he held until his '78 injury against St. Louis (9/24). Saldi scored three touchdowns in '77, two by air and one by sliding eight yards on his back with a fumbled Giants punt. Also in '77 he set up the winning TD

(Continued on next page)



SALDI, Cont.

at Philadelphia (10/23) by blocking a punt that Charlie Waters ran in, and he had a key fumble recovery on a punt in the NFC Championship Game against Minnesota (1/1). GAMES: 1976 (14), 1977 (14), 1978 (4), 1979 (16), 1980 (16). Total — 64.

COLLEGE: A high school All-America linebacker, Saldi began his South Carolina career as a 205-pound defensive end before being switched to tight end. He caught 15 passes in his career.

PERSONAL: A native of White Plains, N.Y., John Jay Saldi IV (SAL-dee) was named to the New York State High School All-Decade Team of the 1970s last year as a linebacker. In the off-season he is a crude oil lease purchaser for West Texas Marketing. He is also coach and general manager of the Dallas Hoopsters, the Cowboys players' basketball team, which finished 26-1 in 1981. In '79 Jay starred in a Dallas-produced film called "Squeeze Play" with Too Tall Jones, Drew Pearson and Thomas Henderson. Jay's wife Brenda is a model with the Kim Dawson Agency in Dallas.

SALDI'S COWBOYS TOTALS

Receiving					Kickoff Returns				
Year	No.	Yds.	Avg.	Long TD	Year	No.	Yds.	Avg.	Long TD
1976	1	6	6.0	6 0	1976	1	9	9.0	9 0
1977	11	108	9.8	23 2	1977	1	0	0.0	0 0
1978	3	8	2.7	5 2	1980	1	23	23.0	23 0
1979	14	181	12.9	23 1	TOTALS	3	32	10.7	23 0
1980	25	311	12.4	43 1					
TOTALS	54	614	11.4	43 6					

Rushing					Fumble Recoveries				
Year	Att.	Yds.	Avg.	Long TD	Year	No.	Yds.	Avg.	Long TD
1976	1	19	19.0	19 0	1977	1	8	8.0	8 1

SINGLE-GAME CAREER HIGHS

Regular Season

Receptions — 4 (3 times, last 9/21/80 versus Tampa Bay)
Yards Receiving — 77 (10/22/80 versus San Francisco)
Longest Reception — 43 (10/12/80 versus San Francisco)
TD Receptions — 1 (6 times, last 10/26/80 versus San Diego)

Playoffs

Receptions — 2 (twice, last 12/28/80 versus Los Angeles)
Yards Receiving — 52 (12/28/80 versus Los Angeles)
Longest Reception — 37 (12/28/80 versus Los Angeles)
TD Receptions — 1 (12/30/79 versus Los Angeles)



Herbert Scott ★ 68

GUARD • VIRGINIA UNION • 7th YEAR
HT: 6-2 • WT: 252 • BORN: 1/18/53 • D-13 FOR '75

PRO: The Cowboys' most honored offensive lineman of recent years has been quiet, unassuming Herbert Scott, who lets his performance on the field speak for itself. "I usually get my satisfaction when the running backs get the recognition," he states. Rising from the obscurity of

SCOTT, Cont.

being a 13th-round draft pick from Virginia Union, Scott barely made the team in '75, but he won the regular left guard position the following year and has been collecting a host of honors since 1978. Scott was named first-team All-NFC in '78, '79 and '80 by United Press International and by the Sporting News in '79. He was chosen by his peers to play in the Pro Bowl in '79 and '80. Also in 1980 he became the Cowboys' first All-Pro offensive lineman since Rayfield Wright in '75 when he was chosen first-team All-NFL by the Associated Press and the Newspaper Enterprise Association. Known to teammates as "Pooch," Scott is considered the Cowboys' best open field blocker, consistently ranks at or near the top as a pass blocker and is seldom penalized. His balmy demeanor obviously hides an aggressive football personality. Or, as teammate Pat Donovan puts it, "Beneath that gentle exterior lies a heart of ice." Earlier in his career Herbert was bothered by hamstring problems, which cost him four starts and half of two other games in '77. In '76 he spent the second half of the season as a play messenger with Burton Lawless. "Herb has good balance; he adjusts well on cross changes by the defensive linemen; he's consistent; and he can flat strike a blow, especially on the move," says offensive line coach Jim Myers. GAMES: 1975 (14), 1976 (14), 1977 (11), 1978 (16), 1979 (16), 1980 (16). Total — 87.

COLLEGE: A versatile offensive performer at Virginia Union, Scott played guard, tackle and even caught one pass as a tight end. He also was a top shot putter for the track team.

PERSONAL: Herbert Carnell Scott, Jr., works in the offseason for A. L. Williams & Associates, a Dallas financial planning firm. Earlier in his career he taught high school math and science in the offseason in his native Virginia Beach, Va. Herb's hobby is gospel singing. His wife Gayle is a counselor at Southwestern Medical School. Herb, Gayle and son Ryan Carnell (11/24/80) live in Lucas, Texas.

Rafael Septien ★ 1

KICKER • SOUTHWEST LOUISIANA • 5th YEAR
HT: 5-9 • WT: 171 • BORN: 12/12/53 • FA FOR '78

PRO: The Cowboys' touchdown-rich offense prevented Rafael Septien from enjoying a big field goal year in 1980, but the Mexican-born side-winder continued to come through consistently whenever called upon. The third-leading field goal kicker in team history, Septien converted 10-of-11 chances inside the 40 to raise his career mark in that range to 53-of-63 (84 percent), then added three field goals in three tries in the playoffs. He booted a career-long 52-yarder in a victory at Oakland (12/7), and he set a club record by kicking 59 extra points,

(Continued on next page)



SEPTIEN, Cont.

breaking Danny Villanueva's 1966 mark of 56. Septien was the NFC's fifth-leading scorer. A fine all-around athlete who recovered two fumbled kickoffs last year, Septien attributes much of his steady improvement to positive thinking courses he has taken. "I've always felt I was a good kicker, but the mind governs much of what you do," he says. "That's probably the area I've improved most in." Rafael was the NFC's third-leading scorer in '79. Twice that season he equaled his career best of three field goals in a game, and both times he won the game with dramatic kicks. He pulled out a 22-21 victory at St. Louis (9/2) with a 22-yarder off the left upright with 1:16 left and his 22-yarder with three seconds remaining beat New York Giants (11/4) 16-14. He also hit 51-yard field goals against San Francisco (9/9) and St. Louis (10/21). Drafted by New Orleans in the 10th round in '77, Septien was released during training camp and signed by Los Angeles. A consensus all-rookie selection and the NFC's fourth-leading scorer in '77, Septien was beaten out in '78 by Frank Corral and released by the Rams after the final preseason game. The Cowboys immediately signed Septien (8/30) to replace Efen Herrera, who had been traded to Seattle. The biggest moment of his first Cowboys season came at St. Louis (10/15) when he kicked a 47-yarder into the wind at 3:28 of overtime for a 24-21 victory. GAMES: 1977 (14/L.A.), 1978 (16), 1979 (16), 1980 (16). Total — 63 (14/L.A.).

COLLEGE: Septien received All-Southland Conference honors his final two seasons at Southwest Louisiana. He kicked nine field goals of more than 50 yards with a long of 57 against Lamar in '74.

(Continued on next page)

SEPTIEN'S RAMS TOTALS

Year	Scoring			FG	Pts.
	TD	PAT	FG		
1977	0	32-35	18-30	86	

SEPTIEN'S COWBOYS TOTALS

Year	Scoring				Year	Opponents		Fumble		Recoveries	
	TD	PAT	FG	Pts.		No.	Yds.	Avg.	Long	TD	
1978	0	46-47	16-26	94	1980	2	18	9.0	11	0	
1979	0	40-44	19-29	97							
1980	0	59-60	11-17	92							
TOTALS	0	145-151	46-72	283							

Field Goal Accuracy

Year	1-19	20-29	30-39	40-49	50+	Total	Pct.
1977 (Rams)	1-1	10-11	5-6	2-10	0-2	18-30	60.0
1978	2-3	8-8	3-5	3-10	0-0	16-26	61.5
1979	0-0	7-7	7-11	3-8	2-3	19-29	65.5
1980	1-1	3-4	6-6	0-3	1-3	11-17	64.7
TOTALS	4-5	28-30	21-28	8-31	3-8	64-102	62.7

SINGLE-GAME CAREER HIGHS

Regular Season

Points — 13 (11/23/78 versus Washington)
 Field Goals — 3 (6 times, 4 with Dallas, last 11/4/79 versus Giants)
 Longest Field Goal — 52 (12/7/80 versus Oakland)
 Extra Points — 8 (10/12/80 versus San Francisco)

Playoffs

Points — 10 (12/28/80 versus Los Angeles)
 Field Goals — 2 (twice, last 12/28/80 versus Los Angeles)
 Longest Field Goal — 48 (12/30/78 versus Atlanta)
 Extra Points — 4 (twice, last 12/28/80 versus Los Angeles)

SEPTIEN, Cont.

PERSONAL: Jose Rafael Septien Michel (rah-fay-EL sep-tee-EN), a Mexico City native, is the son of Carlos Septien, a member of two Mexican World Cup soccer teams. One of the Cowboys' best athletes, Rafael is a two-time NFL Players Association racquetball champion. Rafael, wife Linda, a fine opera singer, and their pet parrot "J.R." (for Jose Rafael) live in Dallas.

Robert Shaw ★ 52

CENTER • TENNESSEE • 3rd YEAR
HT: 6-4 • WT: 260 • BORN: 10/15/56 • D-1 FOR '79



PRO: His goal in 1980 was to become a starter, which seemed quite unrealistic heading into the season. Yet by the end of the year that's exactly what Robert Shaw was, a most promising starting center. Injuries to veteran starter John Fitzgerald opened the way for Shaw, but the determined young man's performance made him a solid contender to retain the job in '81. Shaw started five games last season, including the three playoff games. Following the NFC Wild Card Game victory over Los Angeles (12/28), in which Shaw earned a coaches' game ball, Tom Landry said, "Shaw played as fine a game as I've seen a lineman play for us." Somewhat undersized as a rookie at about 240 pounds, Shaw reported to '80 training camp 20 pounds heavier and with a ton of resolve. Without doubt he was among the most improved players in camp. "He improved his size and strength, and he has great mental characteristics with his desire and aggressiveness," offensive line coach Jim Myers says. Explains Shaw, "Success is based as much on attitude as strength. There's a saying I always liked. It's to aim for the stars and even if you don't hit them, you'll still land high. Besides, setting high goals only makes you work harder." Shaw was the first center to be named a first-round draft choice by the Cowboys and the first offensive lineman drafted No. 1 since guard John Niland in '66. As a rookie he played on special teams and started one game at center, against Houston (11/22) when Fitzgerald was injured. GAMES: 1979 (16), 1980 (14). Total — 30

COLLEGE: A three-year starter who co-captained the Volunteers as a senior, Shaw earned All-Southeastern Conference honors in '77 and '78 and started in both the East-West Shrine and Senior Bowl games. He was named second-team All-America by the Newspaper Enterprise Association in '78.

PERSONAL: Born in Tuscaloosa, Ala., Robert Leslie Shaw graduated from Wheeler High School in Georgia where, in addition to becoming state football lineman of the year, he also played basketball and swam competitively. Last offseason Robert took classes at the University of Texas-Dallas toward his degree in business. Robert and wife Elizabeth live in Dallas with their bull terrier "Stinky."



Ron Springs ★ 20

FULLBACK • OHIO STATE • 3rd YEAR
HT: 6-1 • WT: 210 • BORN: 11/4/56 • D-5C FOR '79

PRO: The Cowboys' most versatile running back is Ron Springs, who possesses size, speed, power and excellent pass-catching ability. Following a fine rookie year as Tony Dorsett's backup at tailback, Springs added 10 pounds and was shifted to fullback in 1980. He won the starting job in training camp from veteran Robert Newhouse, but twisted an ankle in the third game against Tampa Bay (9/21), allowing Newhouse to regain the position for the rest of the season. "Ron's a tough, hard-nosed, slashing-type runner," Tom Landry says. "He has a knack for hitting the hole and is a strong, powerful runner. He also has good speed and catches the ball well. I'm anxious to see him compete again at fullback after a full year at the position." Springs had a sparkling rookie year after being only the 167th player chosen in the '79 draft. He filled in exceptionally well at tailback in three victories, including two crucial ones late in the year, when Dorsett was ailing. In the season opener at St. Louis (9/2) Ron threw a 30-yard fourth-quarter touchdown pass to Tony Hill on his first professional attempt. Springs took over for Dorsett late in the first half

(Continued on next page)

SPRINGS' COWBOYS TOTALS

Rushing					Receiving						
Year	Att.	Yds.	Avg.	Long	TD	Year	No.	Yds.	Avg.	Long	TD
1979	67	248	3.7	15	2	1979	25	251	10.0	27	1
1980	89	326	3.7	20	6	1980	15	213	14.1	56	1
TOTALS	156	574	3.7	20	8	TOTALS	40	464	11.6	56	2

Kickoff Returns

Year	No.	Yds.	Avg.	Long	TD
1979	38	780	20.5	70	0

Passing

Year	Att.	Comp.	Yds.	Pct.	Int.	Avg. Gn.	TD
1979	3	1	30	33.3	0	10.0	1

SINGLE-GAME CAREER HIGHS

Regular Season

Yards Rushing — 81 (10/12/80 versus San Francisco)
 Rushing Attempts — 20 (12/16/79 versus Washington)
 Longest Run — 20t (10/12/80 versus San Francisco)
 TD Rushing — 2 (10/12/80 versus San Francisco)
 Receptions — 6 (12/16/79 versus Washington)
 Yards Receiving — 58 (twice, last 11/9/80 versus Giants)
 Longest Reception — 58t (11/9/80 versus Giants)
 TD Receiving — 1 (twice, last 11/9/80 versus Giants)

Playoffs

Yards Rushing — 58 (12/28/80 versus Los Angeles)
 Rushing Attempts — 5 (12/30/79 versus Los Angeles)
 Longest Run — 32 (12/28/80 versus Los Angeles)
 TD Rushing — 1 (12/30/79 versus Los Angeles)
 Receptions — 3 (1/4/81 versus Atlanta)
 Yards Receiving — 39 (1/4/81 versus Atlanta)
 Longest Reception — 26 (1/4/81 versus Atlanta)

SPRINGS, Cont.

at Philadelphia (12/8) and rushed for 62 yards, 49 in the second half, as the Cowboys clinched a playoff berth. Then in the dramatic comeback victory over Washington (12/16) that won the NFC East championship, Springs rushed for 79 yards and one TD, and caught six passes for 58 yards, including a 26-yard TD late in the fourth quarter. Ron led the team in kickoff returns in '79. GAMES: 1979 (16), 1980 (15). Total — 31.

COLLEGE: Springs rushed for 1,800 yards and scored 25 touchdowns in '76 at Coffeyville, Kan., Junior College to become junior college player of the year. He led Ohio State in rushing and receiving as a junior with 1,166 yards on the ground and another 90 on 16 receptions. He managed 585 yards rushing in an injury-marred senior year. Springs also ran sprint relays for the Buckeyes' track team.

PERSONAL: Ronald Edward Springs, a Williamsburg, Va., native, studied communications at Ohio State and already has gained experience working in radio and television in the Dallas area. He also does public relations work for John's Jeans of Texas, Arkansas and Oklahoma. Ron volunteers his time to the Dallas Society for Crippled Children and the Easter Seals. He and wife Adriane live in Dallas.

Bruce Thornton ★ 77

DEFENSIVE END • ILLINOIS • 3rd YEAR
HT: 6-5 • WT: 266 • BORN: 2/14/58 • D-8 FOR '79



PRO: Like a couple of noteworthy predecessors, Bruce Thornton has started with the Cowboys as a pass-rushing specialist. "This is the way Harvey Martin and Too Tall Jones began," Thornton says. "It's fun because I just come in, get revved up and rush as hard as I can." And like the young Harvey and Too Tall, Thornton had people envisioning his future as an exciting one. Bruce beat out two defensive linemen drafted ahead of him in '79. He finished second to Martin in quarterback traps with six, rushing from the strong (or left) end position. His top effort came against Chicago (9/16) when he had two QB traps, batted down a pass and blocked an extra point attempt. Two weeks later against Cincinnati (9/30) Thornton intercepted a pass caused by Martin's pressure on QB Jack Thompson. The return of Jones to left end reduced Thornton's playing time in 1980, but he came up with three QB traps plus the only one of L.A.'s Vince Ferragamo in the NFC Wild Card Game (12/28). "He has the aggressiveness and competitiveness that you look for in a defender," Landry says. GAMES: 1979 (16), 1980 (13). Total — 29.

COLLEGE: Bruce led the Big 10 in quarterback traps in '77 with 10, but was moved to a backup role in his senior year when Illi-

(Continued on next page)

THORNTON, Cont.

nois went with a youth movement. Thornton's 32 career sacks placed him fifth on Illinois' all-time list. He was a two-time Academic All-Big 10 and a second-team Academic All-America.

PERSONAL: A Detroit native, Bruce Edward Thornton turned down several college music scholarships for his saxophone playing to accept one for football. In the offseason Bruce works as a college recruiter for Collins Transmission Systems, a division of Rockwell International. Bruce is active with the Cerebral Palsey Center in Beaumont, Texas. He and wife Denise, an English teacher, live in Dallas.

THORNTON'S COWBOYS TOTALS

Year	Pass Interceptions			Long	TD
	No.	Yds.	Avg.		
1979	1	3	3.0	3	0



Dennis Thurman ★ 32

SAFETY • **SOUTHERN CAL** • **4th YEAR**
HT: 5-11 • **WT: 180** • **BORN: 4/13/56** • **D-11 FOR '78**

PRO: With the Cowboys looking for an increase in turnovers in 1980, Dennis Thurman's opportunistic brand of defensive backfield play proved to be exactly what was needed. Compensating for his lack of textbook size with volumes of football savvy, Thurman started the entire season at free safety for injured Randy Hughes and co-led the team in interceptions with Charlie Waters with five, recovered two fumbles and forced two other fumbles. He was second to Bob Breunig in tackles with 101 and his team-leading 114 yards on interception returns was the Cowboys highest total since Waters' 132 in '72. Thurman's biggest moment came in St. Louis (11/2) when he returned an interception 78 yards for a fourth-quarter touchdown in a narrow Cowboys victory. "Thurman plays like a 10-year man," Waters says. "He's got a lot of cool, and he's a ballhawk. He believes the ball is his. He just has this great feel for split-second analysis, that innate knack for being where the ball is." Thurman, who added 10 pounds for the '81 season, made the Cowboys as a long-shot in '78 at cornerback, although the long-term projection for him was at safety, his college position. Dennis excelled on special teams during his rookie year, but he also played more than expected at cornerback because of injuries to Benny Barnes and Mark Washington. Thurman was voted the Cowboys' top special teams performer by the local media in Super Bowl XIII and the overall playoffs. He recovered an onside kick that led to the Cowboys' final TD in Super Bowl XIII. He served as special teams captain in '80. Although he had eight career interceptions after three years, Dennis was still looking for his first two-interception game. He has one playoff interception, against Los Angeles in '79 (12/30). **GAMES: 1978 (16), 1979 (16), 1980 (16). Total — 48.**

(Continued on next page)

THURMAN, Cont.

COLLEGE: Thurman led the nation in interception return yardage in '76 with 180 yards on eight steals. He had 13 career interceptions, six pass breakups, seven fumble recoveries and was a two-time consensus All-America safety.

PERSONAL: Dennis Lee Thurman has a degree in journalism and hopes for a career in broadcasting. The Santa Monica, Calif., native remained in Dallas in the offseason for the first time to work in the Cowboys' conditioning program. He also played with the Hoopsters, the Cowboys' offseason basketball team.

THURMAN'S COWBOYS TOTALS

Year	Pass Interceptions				
	No.	Yds.	Avg.	Long	TD
1978	2	35	17.5	23	0
1979	1	0	0.0	0	0
1980	5	114	22.8	78	1
TOTALS	8	149	18.6	78	1

Year	Punt Returns				
	No.	Yds.	Avg.	Long	TD
1978	1	0	0.0	0	0

Year	Kickoff Returns				
	No.	Yds.	Avg.	Long	TD
1978	3	42	14.0	20	0

Year	Opponents' Fumble Recoveries				
	No.	Yds.	Avg.	Long	TD
1979	1	0	0.0	0	0
1980	2	14	7.0	14	0
TOTALS	3	14	4.7	14	0

Norm Wells ★ 66

GUARD • NORTHWESTERN • 2nd YEAR
 HT: 6-5 • WT: 261 • BORN: 9/8/57 • D-12 FOR '80

PRO: One of the surprises of 1980 training camp was Norm Wells, a 12th-round draft choice who not only made the final 45-man squad but also survived a mid-camp switch from defense to offense. Wells displayed enough athletic ability early in camp to warrant the change from the already talent-deep defensive line. He also was joining a rich Cowboys tradition of line conversions. Five of the Cowboys' nine offensive linemen on opening day last year had been converted from defense to offense. Besides Wells, they were veterans Pat Donovan, John Fitzgerald and Andy Frederick plus fellow rookie Kurt Petersen. In the third game against Tampa Bay (9/21), however, Wells injured his right knee playing on special teams and spent the rest of the season on injured reserve. He returned for the divisional playoff game at Atlanta (1/4), but hurt the knee again on special teams. He underwent surgery in the offseason. GAMES: 1980 (3).



COLLEGE: After suffering a season-ending knee injury in the first game of '78, Wells returned to win the starting right defensive tackle position at Northwestern in '79 with his extra year of eligibility. He had an interception which he returned for 12 yards that season.

PERSONAL: A native of Warren, Mich., outside Detroit, Norman Edward Wells has a degree in economics from Northwestern and is interested in a career in real estate development. He lives in Richardson, Texas, a Dallas suburb.



Charlie Waters ★ 41

SAFETY • CLEMSON • 11th YEAR
HT: 6-2 • WT: 200 • BORN: 9/10/48 • D-3 FOR '70

PRO: In fashioning his esteemed career with the Cowboys Charlie Waters has displayed just about every quality of a great athlete. In 1980, playing on a damaged right knee, Charlie relied on brains and courage. "Charlie played amazingly well under the circumstances," Tom Landry says. "I'm not sure how he played with the injuries he had without showing it any more than he did. He played on courage alone and if a guy can do that then you can't ever count him out." After playing in 128 straight games and reaching All-Pro status at strong safety, Waters missed the '79 season due to a torn right knee ligament suffered in preseason at Seattle (8/12). He hurt the same knee again last preseason at Los Angeles (8/16), but played all year with a knee brace. He shared the club lead in interceptions with Dennis Thurman with five, becoming the second all-time leading pass stealer in team history behind Mel Renfro. Three of the interceptions came at key moments of the second half of victories — at Washington (9/8), at home against Tampa Bay (9/21) and at Oakland (12/7). Following a second surgery on the knee on Feb. 4, Charlie decided it was strong enough for him to go to training camp in '81. "I admire athletes who make a comeback, and I want to make a comeback, too," he says. "I want to go out as a champion." A big-game, big-play performer, Waters was a Pro Bowl choice in '76, '77 and '78, and he was voted All-Pro in '77 and '78. He has been superb in the playoffs, including five Super Bowls, and he holds the NFL career playoff record for most interceptions with nine. Waters' three interceptions against Chicago (12/26/77) is an NFC Divisional Playoff Game record, and his three playoff fumble recoveries is one behind the NFL record shared by Harvey Martin and Cliff Harris. Charlie's two interceptions and one fumble recovery sparked Dallas over the Rams in the '78 NFC Championship Game (1/7/79). He became the starting strong safety in '76 after playing both cornerback and safety through his first six seasons. Personable and popular, Charlie won the Oak Farms Favorite Cowboys contest in '78 and '80. GAMES: 1970 (14), 1971 (14), 1972 (14), 1973 (14), 1974 (14), 1975 (14), 1976 (14), 1977 (14), 1978 (16), 1979 (inj.), 1980 (16). Total — 144.

COLLEGE: Waters played quarterback at Clemson until his final 15 games when he was moved to wide receiver. He caught 68 passes, including 44 for 738 yards in '69, a school season record that stood until '77.

PERSONAL: Born in Miami, Fla., and raised in North Augusta, S. C., Charles Tutan Waters was elected in 1980 to the South Carolina Athletic Hall of Fame, which honored him as the state's pro athlete of the year in '78. Among the projects developed by Charlie's company,

WATERS, Cont.

ProMotion, are lines of Willie Nelson and Nocona western wear. Charlie and wife Rosie, a model-singer-actress, live in Dallas with son Cody (12/16/77).

WATERS' COWBOYS TOTALS

Pass Interceptions						Opponents' Fumble Recoveries					
Year	No.	Yds.	Avg.	Long	TD	Year	No.	Yds.	Avg.	Long	TD
1970	5	45	9.0	20	0	1970	1	0	0.0	0	0
1971	2	37	18.5	30	0	1973	1	15	15.0	15	0
1972	6	132	22.0	56	1	1976	1	0	0.0	0	0
1973	5	112	22.4	44	0	1977	1	0	0.0	0	0
1974	2	26	13.0	24	0	1980	1	0	0.0	0	0
1975	3	55	18.3	35	1	TOTALS	5	15	3.0	15	0
1976	3	6	2.0	5	0	Punt Returns					
1977	3	11	3.7	6	0	Year	No.	Yds.	Avg.	Long	TD
1978	4	61	15.3	22	0	1971	9	109	12.1	42	0
1980	5	78	15.6	29	0	1972	9	56	6.2	17	0
TOTALS	38	563	14.8	56	2	1974	1	8	8.0	8	0
Kickoff Returns						1977	1	17	17.0	17	1
Year	No.	Yds.	Avg.	Long	TD	TOTALS	20	190	9.5	42	1
1970	1	6	6.0	6	0	*Returned Blocked Punt					
1971	1	18	18.0	18	0						
1972	2	18	9.0	18	0						
1975	1	0	0.0	0	0						
TOTALS	5	42	8.4	18	0						

SINGLE-GAME CAREER HIGHS

Regular Season

Interceptions — 2 (3 times, last 11/11/73 versus Giants)
 Yards Interceptions — 56 (12/17/72 versus Giants)
 Longest Return — 56 (12/17/72 versus Giants)
 TD Interceptions — 1 (twice, last 12/13/75 versus Washington)

Playoffs

Interceptions — 3 (12/26/77 versus Chicago)
 Yards Interceptions — 53 (12/26/77 versus Chicago)
 Longest Return — 29 (1/8/79 versus Los Angeles)
 TD Interceptions — 0



1971 — Cowboys' First Super Bowl Championship Team



Danny White ★ 11

QUARTERBACK • ARIZONA STATE • 6th YEAR
HT: 6-2 • WT: 192 • BORN: 2/9/52 • D-3A FOR '74

PRO: The most critical position change in football takes place at quarterback. Yet rather than precipitate the downfall of the Cowboys, the retirement of Roger Staubach in 1980 merely opened the way for another quarterback with a flair for winning. In Danny White's first season as a starter, the Cowboys in 1980 tied for the NFL's best regular season record, led the league in scoring and set team records for points and touchdowns scored. Individually, White's 28 TD passes broke Staubach's 1979 club record by one. Six weeks into the season White was the NFL's top-rated quarterback before a rash of interceptions dropped him finally to seventh best in the NFC and ninth in the NFL. His 59.6 completion percentage was third best in club history. Danny's 25 interceptions tied Eddie LeBaron's 1960 Cowboys record, but White's career rating elevated him to No. 2 among all-time Cowboys quarterbacks. Coaches and teammates predict an even brighter future for White, a brilliant student of the game and a natural competitor. "It frightens me to think how good Danny is going to be if he keeps improving like he did last year," says teammate Jay Saldi. "He is a born leader and we believe in him." Adds Charlie Waters, "Don't kid yourself, he's a cutthroat winner. I don't care what the game is, he'll do anything to beat you. He just has so much poise and so much athletic ability. I'd hate to have to play defense against him. He'd frustrate me." White directed two last-minute comeback victories in '80, wasting no time making a Staubach trademark one of his own. Danny tossed a 28-yard fourth-down TD pass to Tony Hill with 45 seconds left to beat St. Louis 27-24 (11/2). In the playoffs he threw two TD passes to Drew Pearson, the winner with 42 seconds remaining, to overcome Atlanta 30-27 (1/4). White joined the Cowboys in '76 after two years with the World Football League's Memphis Southmen in which he completed 183-of-350 passes (52.3 percent) for 2,635 yards and 21 TDs. Danny served as the Cowboys' punter from '76 through '80. GAMES: 1976 (14), 1977 (14), 1978 (16), 1979 (16), 1980 (16). Total — 76.

COLLEGE: White set seven NCAA passing records in leading ASU to a three-year record of 32-4. Also a fine runner, he finished second in the nation in total offense in '73. Danny also played the infield for ASU's outstanding baseball team and was drafted by four major league teams — Cleveland, New York Mets, Oakland and Houston. Both Danny and his father, Wilford "Whizzer" White, a former ASU All-America halfback who played for the Chicago Bears in '51 and '52, are in the Arizona State Sports Hall of Fame.

PERSONAL: Wilford Daniel White is a native of Mesa, Ariz., a suburb of Phoenix. Danny has worked in the oil and gas and real estate businesses in past offseasons. He now owns the Dallas and

D. WHITE, Cont.

Arizona franchises of ETP (Evans Training Program), a sales and management communications training program. Among Danny's hobbies is playing the piano, for which he took lessons for eight years as a child. Danny, wife Jo Lynn and their three children — Ryan (4/26/73), Geoffrey (1/4/76) and Heather (9/3/78) — live in Wylie, Texas.

WHITE'S COWBOYS TOTALS

Rushing					Punting				
Year	Att.	Yds.	Avg.	Long TD	Year	No.	Yds.	Avg.	Long Blk.
1976	6	17	2.8	14 0	1976	70	2690	38.4	54 2
1977	1	-2	-2.0	- 0	1977	80	3171	39.6	57 2
1978	5	7	1.4	4 0	1978	76	3076	40.5	56 1
1979	1	25	25.0	25 0	1979	76	3168	41.7	73 0
1980	27	114	4.2	48 1	1980	71	2903	40.9	58 0
TOTALS	40	161	4.0	48 1	TOTALS	373	15008	40.2	73 5

Receiving				
Year	No.	Yds.	Avg.	Long TD
1980	1	-9	-9.0	-9 0

Passing											
Year	Att.	Comp.	Yds.	Pct.	Int.	Avg. Gn.	Long	TD	Tkld/Lst	Rtng	
1976	20	13	213	65.0	2	10.7	56	2	1/15	-	
1977	10	4	35	40.0	1	3.5	12	0	2/15	10.4	
1978	34	20	215	58.8	1	6.32	35	0	1/10	65.3	
1979	39	19	267	48.7	2	6.8	45	1	4/46	58.6	
1980	436	260	3287	59.6	25	7.54	58t	28	31/252	80.8	
TOTALS	539	316	4017	58.6	31	7.45	58t	31	39/338	77.1	

SINGLE-GAME CAREER HIGHS

Regular Season

Pass Attempts — 38 (twice, last 11/2/80 versus St. Louis)
 Completions — 24 (9/21/80 versus Tampa Bay)
 Yards Passing — 296 (11/16/80 versus St. Louis)
 Longest Completion — 58t (twice, last 11/16/80 versus St. Louis)
 TD Passes — 4 (twice, last 12/21/80 versus Philadelphia)
 Interceptions — 5 (11/9/80 versus Giants)

Playoffs

Pass Attempts — 39 (1/4/81 versus Atlanta)
 Completions — 25 (1/4/81 versus Atlanta)
 Yards Passing — 322 (1/4/81 versus Atlanta)
 Longest Completion — 37 (12/28/80 versus Los Angeles)
 TD Passes — 3 (12/28/80 versus Los Angeles)
 Interceptions — 3 (12/28/80 versus Los Angeles)

WHITE GAME-BY-GAME

Year	Att.	Comp.	Yds.	Pct.	TD	Int.	Tkld/Lst.	Lg
1976								
W-Philadelphia 9/12	7	5	25	71.4	0	0	0/0	14
W-Chicago 10/24	10	7	145	70.0	2	2	1/15	56
W-@ Washington 10/31	2	0	0	0.0	0	0	0/0	0
W-St. Louis 11/25	1	1	43	100.0	0	0	0/0	43
1977								
W-N.Y. Giants 9/25	7	3	30	42.9	0	0	0/0	12
W-Detroit 10/30	2	0	0	0.0	0	1	1/11	0
W-@ N.Y. Giants 11/6	1	1	5	100.0	0	0	1/14	5
Playoffs								
W-Chicago 12/26	1	0	0	0.0	0	0	0/0	0
W-Denver 1/15/78	2	1	5	50.0	0	0	0/0	5

(Continued on next page)

D. WHITE, Cont.

WHITE GAME-BY-GAME (Cont.)

1978	Att.	Comp.	Yds.	Pct.	TD	Int.	Tkld/Lst.	Lg
W-N.Y. Giants 10/8	1	0	0	0.0	0	0	0/0	0
W.@ St. Louis 10/15	1	0	0	0.0	0	0	0/0	0
W.@ Green Bay 11/12	3	2	34	66.7	0	0	0/0	18
W.@ Philadelphia 12/1	1	0	0	0.0	0	0	1/10	0
W.@ N.Y. Jets 12/17	24	15	156	62.5	0	1	0/0	35
Playoffs								
W-Atlanta 12/30	20	10	127	50.0	1	1	1/11	24
1979								
W-Cincinnati 9/30	1	1	12	100.0	0	0	0/0	12
W-Los Angeles 10/14	3	2	62	66.7	0	0	1/20	45
L.@ Pittsburgh 10/28	17	7	95	41.1	0	1	0/0	23
L-Philadelphia 11/12	6	2	14	33.3	0	1	0/0	10
L.@ Washington 11/18	11	6	74	54.5	1	0	3/26	21
W-N.Y. Giants 12/2	1	1	10	100.0	0	0	0/0	10
1980								
W.@ Washington 9/8	18	10	107	55.6	0	2	0/0	37
L.@ Denver 9/14	34	20	292	58.8	2	1	1/16	36t
W-Tampa Bay 9/28	33	24	244	72.7	3	0	0/0	28t
W.@ Green Bay 9/28	20	16	217	80.0	2	0	2/17	27
W-N.Y. Giants 10/5	33	22	266	66.7	2	1	3/16	46t
W-San Francisco 10/12	22	16	239	72.7	4	0	1/13	43
L.@ Philadelphia 10/19	38	20	222	52.6	0	3	2/19	21
W-San Diego 10/26	34	22	260	64.7	3	1	5/33	24
W.@ St. Louis 11/2	38	23	258	60.5	1	1	1/6	28t
L.@ N.Y. Giants 11/9	23	10	155	43.5	1	5	0/0	58t
W-St. Louis 11/16	36	20	296	55.6	3	1	2/20	58t
W-Washington 11/23	16	7	103	43.8	0	4	2/19	30
W-Seattle 11/27	18	11	120	61.0	2	2	2/7	20
W.@ Oakland 12/7	26	14	159	53.8	0	0	3/27	39
L.@ Los Angeles 12/15	23	9	147	39.1	1	3	3/29	36t
W-Philadelphia 12/21	24	16	202	66.7	4	1	3/30	36t
Playoffs								
W-Los Angeles 12/28	25	12	190	48.0	3	3	0/0	37
W.@ Atlanta 1/4/81	39	25	322	64.1	3	1	1/12	34
L.@ Philadelphia 1/11/81	31	12	127	38.7	0	1	1/11	28



Randy White ★ 54

DEFENSIVE TACKLE • MARYLAND • 7th YEAR
 HT: 6-4 • WT: 250 • BORN: 1/15/53 • D-1A FOR '75

PRO: Tom Landry says any championship team needs a few "gamemakers," players of such singular talent they can control a game's outcome. Randy White is a "gamemaker." "His performances range anywhere from spectacular to spectacular," Landry says. "The guy is phenomenal. He just doesn't have any bad games. They can slow him down a little but they can't stop him." The Cowboys' strongest player (he can bench-

R. WHITE, Cont.

press 475 pounds), the one dubbed "Manster" (half man, half monster) by Charlie Waters, White immediately became one of the NFL's premier defensive players in 1977 upon taking over the starting right tackle position following two seasons as a backup linebacker. Randy was named All-Pro in '78, '79 and '80. He was voted to the Pro Bowl in '77, '78, '79 and '80. "Randy White is the best defensive lineman in the game today," says St. Louis Coach Jim Hanifan. "He's just awesome. He's a bear and a half. He's got all the strength in the world, and along with that he's got all the quickness and speed." White's aggressive play produced two touchdowns in '80. His hit on Philadelphia's Ron Jaworski (10/19) resulted in a fumble that was recovered in the end zone by Mike Hegman. Against Washington (11/23) Randy's pressure on Mike Kruczek caused Larry Cole's 43-yard interception for another TD. But the one play which epitomized White's relentless style came in the second Philadelphia game (12/21) when he chased down wide receiver Scott Fitzkee from behind after a 49-yard pass play. A strained right foot ligament slowed Randy late in the '79 season and caused him to miss his first game ever, Thanksgiving Day against Houston. In '78 White succeeded Harvey Martin as the Seagram's Seven Crowns of Sport defensive lineman of the year (Randy was second in '80) and was voted NFC defensive player of the year by United Press International and the Kansas City Committee of 101. In '77 Randy capped his first season at defensive tackle with an outstanding performance in Super Bowl XII which earned him the game's co-MVP award with Martin. White tied Martin in '78 for the club lead in QB traps with a career-high 16. Randy had 12 traps in '77, five in '79, including a career-best three in a game against St. Louis (10/21), and 6½ in '80. "If he continues to play the way he has for the past few years," says former teammate Larry Cole, "he'll be a Hall of Famer." GAMES: 1975 (14), 1976 (14), 1977 (14), 1978 (16), 1979 (15), 1980 (16). Total — 89.

COLLEGE: A consensus All-America at defensive end in '74, White won the Outland Trophy and Vince Lombardi Award as college football's top lineman that year. He was the second player selected in the '75 draft with a choice obtained from the New York Giants for Craig Morton.

PERSONAL: Randy Lee White divides his time in the offseason between his home in Dallas and his 22-acre farm in Landenberg, Pa., near his hometown of Wilmington, Del. Randy enjoys hunting and fishing. He and wife Vicki, a model, have a daughter, Jordan Leigh (5/6/79). Randy received the 1980 Field Scovell Award for athletic excellence from the Dallas All-Sports Association.

WHITE'S COWBOYS TOTALS

Opponents' Fumble Recoveries					Kickoff Returns				
Year	No.	Yds.	Avg.	Long TD	Year	No.	Yds.	Avg.	Long TD
1975	2	0	0.0	0 0	1978	1	15	15.0	15 0
1976	1	0	0.0	0 0					
1977	2	0	0.0	0 0					
1979	1	0	0.0	0 0					
TOTALS	6	0	0.0	0 0					



Steve Wilson ★ 81

CORNERBACK • HOWARD • 3rd YEAR
 HT: 5-10 • WT: 192 • BORN: 8/24/57 • FA FOR '79

PRO. Trying to switch from wide receiver to cornerback in his second season seemed difficult enough an undertaking for Steve Wilson.

To have started 11 games at left corner and made some big contributions toward the Cowboys' 1980 Super Bowl bid were accomplishments far beyond anyone's expectations. While receiving on-the-job training, Wilson intercepted four passes plus two in the playoffs, and he led the club in passes defended with 41. In the second half at Green Bay (9/28) Steve made a key tackle on fourth-and-one deep in Dallas territory, then set up the Cowboys' final TD with an interception. His two interceptions in a key victory over San Diego (10/26) earned him co-MVP honors with Danny White. "Although he got burned a few times last year, Steve Wilson has the potential to become a good cornerback," Tom Landry says. "He's got the speed, movement and tackling ability. He's a fine athlete who has good fundamentals and is very coachable." It was Wilson's first year on defense since he was a high school all-state safety in North Carolina in 1974. Steve nearly got away from the Cowboys in '79 after being signed as a free agent wide receiver. He was released near the end of training camp, but when Butch Johnson broke a finger in the final preseason game Wilson was recalled to add backup support at wide receiver. He led the Cowboys in punt returns in '79 and also excelled on the other special teams. GAMES: 1979 (16), 1980 (16). Total — 32.

COLLEGE: Wilson finished his four-year Howard career as the Washington, D.C., school's all-time leading receiver and kick returner. Steve caught 94 passes for 1,339 yards and 12 TDs, all Howard records. He earned All-Mid-Eastern Athletic Conference honors in '78.

PERSONAL: Steven Anthony Wilson, born in Los Angeles and raised in Durham, N.C., is the son of "Touchdown" Tommy Wilson, a two-time Pro Bowl running back with the Rams ('56-'61). In '56 Tom Wilson rushed for 223 yards against Green Bay, the Rams' single-game record until '71. He also played for the Browns and Vikings. Steve, who has a degree in marketing, works in the offseason for Ryder Truck Rental in Dallas. Steve and wife Cathy live in Richardson, Texas.

WILSON'S COWBOYS TOTALS

Receiving					Punt Returns				
Year	No.	Yds.	Avg.	Long TD	Year	No.	Yds.	Avg.	Long TD
1979	3	76	25.3	45 0	1979	35	236	6.8	13 0
Kickoff Returns					Pass Interceptions				
Year	No.	Yds.	Avg.	Long TD	Year	No.	Yds.	Avg.	Long TD
1979	19	328	17.2	26 0	1980	4	82	20.5	35 0
1980	7	139	19.9	34 0					
TOTALS	26	467	18.0	34 0					

THE ROOKIES

(1981 Draftees)



RICHARDS



DONLEY

HOWARD RICHARDS • Tackle-Guard • Missouri
Ht: 6-6 • We: 262 • Born: 8/7/59 • D-1

Howard Richards started 40 consecutive games at tackle for Missouri and climaxed his career by earning consensus All-Big Eight and second-team All-America honors. He was also a finalist for the 1980 Lombardi Award, which goes to the nation's top lineman.

"We consider Richards a very solid offensive lineman, a very intelligent tackle who will fit very well into our system," Coach Tom Landry says. "I think he'll start for us eventually, possibly by his second year. He fits into our size mold and his mere size will add something to our line."

Richards began his string of consecutive starts midway through his freshman year. A strong, pro-style pass blocker, Richards' protection helped quarterback Phil Bradley pass for more than 5,000 career yards. Richards' quickness and agility also made him an effective run blocker, both straight ahead and downfield. An offensive co-captain in 1980, Richards earned All-Big Eight honors as a junior and senior and played in the '81 Hula Bowl and '81 Senior Bowl.

"In the Senior Bowl, he played both guard and tackle," Cowboys Scout Red Hickey says. "He's the kind of player who will contribute to this ball club for years to come. His potential is unlimited."

A native of St. Louis (Southwest High School), Richards majored in communications and hopes for a career in radio or television. In high school he played tight end and defensive end on the football team and also played basketball. His uncle is Ernie McMillan, former offensive tackle for the St. Louis Cardinals.

DOUG DONLEY • Wide Receiver • Ohio State
Ht: 6-0 • Wt: 174 • Born: 2/6/59 • D-2

Called "White Lightning" by teammates because of his superior speed, Doug Donley set the Ohio State career record for receiving yards and receiving touchdowns. He led the Buckeyes in receiving in each of the past three seasons.

In four years with the Buckeyes Donley caught 106 passes for 2,252 yards and 16 TDs. His top season came last year when he grabbed 43 passes for a school season-record 887 yards and seven touchdowns. As a junior he caught 37 for a then-school record 800 yards and five TDs. Donley averaged 21.2 yards per reception in his career and was over 20 yards per catch in each of his four seasons.

His longest reception was a 78-yard grab against Iowa in 1978.

"He's the caliber athlete who should start for you eventually," Tom Landry says. "In him we get a player with great speed and hands."

Donley came to Ohio State as a running back, but was converted to flanker at the start of his freshman year. He had 12 career rushes for 63 yards at Ohio State, returned 19 punts for 41 yards and five kickoffs for 113 yards.

A 1980 Ohio State co-captain, Donley was a consensus All-Big Ten selection the past two years. He played in the '81 Japan Bowl and '81 Hula Bowl. "He will either replace someone or make them play a lot better," Cowboys Scout Red Hickey says. "This boy is going to open some eyes."

Donley lettered as a sprinter on the Ohio State indoor track team, clocking a 6.1 60 meters.

A native of Cambridge, Ohio, Donley was an All-Ohio halfback at Cambridge High, where he rushed for 2,572 career yards and scored 31 touchdowns. He captained the football and basketball teams and ran a 9.4 100-yard dash for the track team.

GLEN TITENSOR • Tackle • Brigham Young
Ht: 6-4 • Wt: 256 • Born: 2/21/58 • D-3

After spending two years at UCLA backing up All-America defensive tackle Manu Tuiasosopo, Glen Titensor transferred to Brigham Young and became a two-time All-Western Athletic Conference choice at defensive end. Regarded as a fine all-around athlete by Cowboys scouts, Titensor (TIGHT-en-sir) was immediately converted to an offensive tackle.

"He's a good athlete," Tom Landry says. "He's one of those players you judge on ability, traits like size and speed, and you hope he will develop."

Titensor sat out the '78 season as a redshirt after transferring to BYU. An intense player with outstanding quickness and a strong pass rush, he was team defensive player of the week five times in '79 and led BYU with 13 quarterback traps and 38 hurried passes in '80. Titensor was named WAC player of the week against North Texas State last year. He played in the '81 East-West Shrine Game. He also was an Associated Press honorable mention All-America the past two years.

The Westminster, Calif., native lettered in football and track at Bolsa Grande High School in Garden Grove, Calif. Glen has spent summers working in his family's termite pest control business.

SCOTT PELLUER • Linebacker • Washington State
Ht: 6-2 • Wt: 215 • Born: 4/28/59 • D-4A

A four-year starting outside linebacker, Scott Pelluer capped his Washington State career in 1980 by being named a defensive co-captain, leading the team in quarterback traps for the third straight year with a career-high 12, and intercepting two passes. He also participated in the East-West Shrine Game.

Pelluer is a D.D. Lewis-type linebacker, on the small side but very active with good speed. He was a national scholar-athlete finalist

and was voted Washington State's most inspirational player by his teammates last year.

Following his senior season, Pelluer transferred to Weber State, where he served as a student assistant football coach in the spring. He hopes to become a high school football coach and math and English teacher. The Bellevue, Wash., native played tight end and linebacker at Interlake High School in Bellevue.

DERRIE NELSON • Linebacker • Nebraska
Ht: 6-1 • Wt: 216 • Born: 2/8/58 • D-4B

Derald "Derrie" Nelson joined Nebraska's football team in 1976 as a walk-on from a small high school and developed into one of the top defensive ends in school history.

A three-year starter at the stand-up end position, Nelson capped his career last season by being named AP Big Eight defensive player of the year and first-team All-America by the Football Writers and Football News. He was named second-team All-America by AP, UPI, NEA and College and Pro Football Weekly. He also was chosen to the All-Big Eight team his final two years and participated in the '81 Japan Bowl and '81 Hula Bowl.

An intense player who was elected team co-captain last year, Nelson's all-around athletic ability allowed him to perform a variety of duties for the Cornhuskers' defense, from rushing the passer to stringing out sweeps to dropping into pass coverage.

"He rates very highly as a competitor and he's very aggressive," says Tom Landry.

Nelson's competitive nature runs in the family. The Fairmont, Neb., native's mother Bonnie is a reknowned softball slugger in Fillmore County and his uncle is former major league slugger Bob Cerv, who played 11 years with the New York Yankees and Kansas City A's.

DANNY SPRADLIN • Linebacker • Tennessee
Ht: 6-1 • Wt: 228 • Born: 3/3/59 • D-5

Considered Tennessee's fiercest tackler last season, Danny Spradlin led the Vols in total tackles in 1980 with 125 after finishing second on the squad in 1979 with 102.

Very aggressive, mobile and strong, Spradlin improved steadily after winning a starting outside linebacker spot late in the 1978 season. He blossomed in his senior year, dominating several games and earning AP defensive player of the week honors for his 12-tackle performance against Vanderbilt. He was selected to play in the '81 Blue-Gray Game and '81 Senior Bowl. Spradlin, nicknamed "Spur," is a native of Maryville, Tenn.

VINCE SKILLINGS • Cornerback • Ohio State
Ht: 5-11 • Wt: 183 • Born: 5/3/59 • D-6

Vince Skillings was a three-time All-Big Ten choice, at cornerback in '78 and '80 and at safety in '79. A fine man-to-man defender and sure tackler, Skillings intercepted 13 passes in his three-year career, including a team-leading six for 109 yards and a touchdown in '78.

Skillings attended Derry High in his native Brenizer, Penn. He was an All-Pennsylvania running back and defensive back and was a state finalist in the 100, 220 and 440-yard dashes.

RON FELLOWS • Cornerback • Missouri
Ht: 6-0 • Wt: 173 • Born: 11/7/58 • D-7A

Converted from cornerback to wide receiver at Missouri, Ron Fellows was switched back to cornerback by the Cowboys, who hope to capitalize on his speed, jumping ability and good hands.

Fellows spent two years at Butler, Kan., Community College before transferring to Missouri. He was moved to offense midway through the '79 season and caught four passes for 44 yards. Last year he led the Tigers with 33 receptions for 586 yards and four touchdowns. He also averaged 19.3 yards rushing on four reverses. He was chosen the Big Eight's player of the week after catching six passes for 99 yards against Iowa State. The former junior college hurdler is a native of South Bend, Ind., but now resides in Kansas City, Kan.

KEN MILLER • Cornerback • Eastern Michigan
Ht: 6-0 • Wt: 184 • Born: 6/24/58 • D-7B

Although he played in only four games last season due to an ankle injury, Ken Miller was rated highly by Cowboys scouts for his speed, agility and open field tackling ability.

Miller was a two-year starter at cornerback who also returned 26 kickoffs for a 20.3-yard average. He intercepted one pass in his career, in 1979. Miller attended Beecher High School in his native Flint, Mich. He was a standout track and football performer at Beecher.

PAUL PIUROWSKI • Linebacker • Florida State
Ht: 6-3 • Wt: 232 • Born: 3/16/59 • D-8

Paul Piurowski overcame 1978 knee surgery to become a defensive standout for a pair of Florida State teams which won 21 of 24 games. Piurowski became known for playing his best in the most important games.

A four-year letterman, Piurowski finished second on the team in tackles in '79 with 123 and intercepted two passes, including a 29-yard return for a TD against Memphis State. In 1980 he recorded 119 tackles and was named AP and Sports Illustrated defensive player of the week after the Seminoles' upset victory over Nebraska. He earned a spot on the AP honorable mention All-America team following the season. The Sarasota, Fla., native, a quarterback and safety in high school, was recruited by Florida State to play in the defensive secondary.

MIKE WILSON • Wide Receiver • Washington State
Ht: 6-3 • Wt: 210 • Born: 12/19/58 • D-9

Exceptionally speedy Mike Wilson was rated by the Cowboys a fine deep receiving threat who also catches the ball well in a crowd and is effective running reverses.

Wilson caught 47 passes for 716 yards, a 15.2-yard average,

and six touchdowns in three seasons at Washington State. He also rushed for 176 yards on 11 carries, a 16-yard average, including individual gains of 37, 26, 41, 22 and 23 yards.

Wilson's best season came in 1978 when he caught 31 passes for 451 yards and three touchdowns. He was plagued by a hamstring injury last year and caught only 10 passes for 185 yards. Mike captained the football and basketball teams and was a sprinter on the track team at Carson High in his native Carson, Calif.

PAT GRAHAM • Defensive Tackle • California
Ht: 6-3 • Wt: 272 • Born: 4/21/59 • D-10

A starter since the second game of his freshman year, Pat Graham earned All-Pac 10 honors in his junior and senior seasons. The Cowboys were impressed with his quickness, strength and intelligence, and believe he also may be a prospect as an offensive lineman.

Graham rebounded from an injury-plagued 1978 season to have a fine year in '79, which earned him preseason All-America mention for 1980, and he put together another solid year as a senior. His coaches especially liked his play in big games. A native of Palo Alto, Calif., Graham was a schoolboy football star at San Jose's Leland High School.

TIM MORRISON • Tackle-Guard • Georgia
Ht: 6-3 • Wt: 260 • Born: 12/10/58 • D-11

Versatile offensive lineman Tim Morrison helped clear the way in 1980 for freshman rushing sensation Herschel Walker and for Georgia's first national championship.

A dedicated and intelligent player who showed steady improvement during his career, Morrison was a four-year starter at either tackle or guard. He was named a team co-captain prior to his senior year and capped his career by earning consensus first-team All Southeastern Conference honors at guard in 1980.

Morrison is married to the former Leigh Ann Kempton. Born in Boaz, Ala., and raised in Suwanee, Ga., where he was a schoolboy football, basketball and track standout, Tim now resides in Live Oak, Fla.

NATE LUNDY • Wide Receiver • Indiana
Ht: 6-0 • Wt: 162 • Born: 10/15/58 • D-12

A late blooming football player because of his participation in spring track, Nate Lundy became a starting wide receiver midway through his junior year and gave Indiana an instant deep threat.

A speedster with great leaping ability, Lundy averaged a whopping 24.7 yards per catch in three seasons, snaring 37 passes for 914 yards and five touchdowns. He set an NCAA and Big Ten single-game receiving yardage record last year when he caught five passes for 256 yards against Colorado, including TD receptions of 75, 74 and 43 yards. His best season was last year when he grabbed 19 passes for 459 yards. The Chicago native was a three-time Big Ten champion and Indiana record-holder in the intermediate hurdles.

Cowboys All-Time Roster

ASSISTANT COACHES

Allen, Ermal, 1962-80
Berry, Raymond, 1968
Dahms, Tom, 1960-62
Dimancheff, Baba, 1960-62
Ditka, Mike, 1973-80
Ecklund, Brad, 1960-63
Franklin, Bobby, 1968-72
Gillman, Sid, 1972
Hickey, Red, 1964
Hughes, Ed, 1973
Lavan, Al, 1980
Myers, Jim, 1962-80
Nolan, Dick, 1962-64
Reeves, Dan, 1970-80
Renfro, Ray, 1968-72
Roy, Alvin, 1973
Stallings, Gene, 1972-80
Stautner, Ernie, 1966-80
Tubbs, Jerry, 1966-80
Ward, Bob, 1976-80

PLAYERS

Adderley, Herb, CB, Mich. St., 1970-72
Adkins, Margene, WR, Henderson J.C., 1970-71
Alworth, Lance, WR, Arkansas, 1971-72
Andrie, George, DE, Marquette, 1962-72
Arnoson, Jim, G-C, Arizona, 1973-74
Asher, Bob, T, Vanderbilt, 1970
Babb, Gene, LB-RB, Austin College, 1960-61
Babinocz, John, LB, Villanova, 1972-73
Baker, Sam, P-K, Oregon State, 1962-63
Barnes, Benny, CB, Stanford, 1972-80
Barnes, Gary, WR, Clemson, 1963
Barnes, Rodrigo, LB, Rice, 1973-74
Bateman, Marv, P, Utah, 1972-74
Baynham, Craig, RB, Georgia Tech, 1967-69
Bolden, Bob, QB, Notre Dame, 1969-70
Barcich, Bob, S, Michigan State, 1960-61
Bethoa, Larry, DE, Michigan St., 1978-80
Bielski, Dick, TE, Maryland, 1960-61
Bishop, Don, CB, CCLA, 1960-65
Blackwell, Alois, RB, Houston, 1978-79
Boeke, Jim, T, Heidelberg, 1964-67
Borden, Nate, DE, Indiana, 1960-61
Brazz, Tom, LB, Marquette, 1960
Bradfute, Byron, T, So. Miss., 1960-61
Breunig, Bob, LB, Arizona State, 1975-80
Brinson, Larry, RB, Florida, 1977-79
Brock, Clyde, DT, Utah State, 1962-63
Brown, Guy, LB, Houston, 1977-80
Brown, Onto, CB-S, Prairie View, 1969
Bullocks, Arnos, RB, So. Ill., 1962-64
Burkett, Jackis, LB, Auburn, 1968-69
Butler, Bill, S, Chattanooga, 1960
Caffey, Lee Roy, LB, Texas A&M, 1971
Capone, Warren, LB, Louisiana State, 1975
Carano, Glenn, QB, Nevada-Las Vegas, 1977-80
Carrell, Duane, P, Florida State, 1974
Clark, Mike, K, Texas A&M, 1968-71, 1973
Clark, Monte, T, Southern California, 1962
Clark, Phil, CB-S, Northwestern, 1967-69
Clarke, Frank, TE-WR, Colorado, 1960-67
Clinkscale, Dexter, S, South Carolina St., 1980
Cole, Larry, DE-DT, Hawaii, 1968-80
Coleman, Ralph, LB, N. Car., A&T, 1972
Colvin, Jim, DT, Houston, 1964-66
Cone, Fred, K, Clemson, 1960
Connolly, Mike, C, Utah State, 1960-67
Conrad, Bobby Joe, WR, Texas A&M, 1969
Cooper, Jim, C-G, Iempie, 1977-80
Cosbie, Doug, TE, Santa Clara, 1979-80

Cronin, Gene, DE, Pacific, 1960
Cvercko, Andy, G, Northwestern, 1961-62
Daniels, Dick, S, Pacific (Ore.), 1966-68
Davis, Donnie, WR, Southern, 1962
Davis, Kyle, C, Oklahoma, 1975
Davis, Sonny, LB, Baylor, 1961
Dennison, Doug, RB, Kutztown State, 1974-78
Deters, Harold, K, North Carolina St., 1967
Dial, Buddy, WR, Rice, 1964-66
Dickerson, Anthony, LB, SMU, 1980
Dickson, Paul, T, Baylor, 1960
Diehl, John, DT, Virginia, 1965
Ditka, Mike, TE, Pittsburgh, 1969-72
Doelling, Fred, S, Pennsylvania, 1960
Donohue, Leon, G, San Jose State, 1965-67
Donovan, Pat, T, Stanford, 1975-80
Doran, Jim, WR, Iowa State, 1960-61
Dorsett, Tony, RB, Pittsburgh, 1977-80
Douglas, Merrill, RB, Utah, 1961
Dowdle, Mike, RB-LB, Texas, 1960-62
Dugan, Fred, WR, Dayton, 1960
Dunn, Perry Lee, RB, Mississippi, 1964-65
Dupre, L. G., RB, Baylor, 1960-61
DuPree, Billy Joe, TE, Michigan St., 1973-80
Dutton, John, DE, Nebraska, 1979-80
East, Ron, DT, Montana State, 1967-70
Edwards, Dave, LB, Auburn, 1963-75
Ejdsen, Jim, G-C, Miss. State, 1976
Falls, Mike, G, Minnesota, 1960-61
Fisher, Ray, T, Eastern Illinois, 1960
Fitzgerald, John, G-C, Bost. Coll., 1971-80
Folkins, Lee, TE, Washington, 1962-64
Flowers, Richmond, S, Tennessee 1969-71
Franchhauser, Tom, CB, Purdue, 1960-61
Frank, Bill, T, Colorado, 1964
Frederick, Andy, T, New Mexico, 1977-80
Fritsch, Toni, K, Vienna, Austria, 1971-73, 1975
Frost, Ken, DT, Tennessee, 1961-62
Fry, Bob, T, Kentucky, 1960-64
Fugett, Jean, TE, Amherst, 1972-75
Gaechter, Mike, S, Oregon, 1962-69
Garrison, Walt, RB, Okla. St., 1966-74
Gent, Pete, WR-TE, Mich. St., 1964-68
Gibbs, Sonny, QB, Texas Christian, 1963
Gonzaga, John, DE, no college, 1960
Granger, Charlie, T, Southern, 1961
Green, Allen, P-K, Mississippi, 1961
Green, Cornell, CB-S, Utah State, 1962-74
Gregg, Forrest, G-T, SMU, 1971
Gregory, Bill, DT-DE, Wisconsin, 1971-77
Gregory, Glynn, WR-CB-S, SMU, 1961-62
Grottkau, Bob, G, Oregon, 1961
Guy, Buzx, G, Duke, 1960
Hagen, Halvor, C-G, Weber State, 1969-70
Hanson, Wayne, LB, Texas Western, 1960
Harris, Cliff, S, Ouachita, 1970-79
Harris, Jim, S, Oklahoma, 1961
Hayes, Bob, WR, Florida A&M, 1965-74
Hayes, Wendell, RB, Humboldt State, 1963
Hays, Harold, LB, So. Miss., 1963-67
Healy, Don, DT, Maryland, 1960-61
Hegman, Mike, LB, Tennessee State, 1976-80
Heinrich, Don, QB, Washington, 1960
Henderson, Thomas, LB, Langston, 1975-79
Herchman, Bill, DT, Texas Tech, 1960-61
Herrera, Efen, K, UCLA, 1974, 1976-77
Hill, Calvin, RB, Yale, 1969-74
Hill, Tony, WR, Stanford, 1977-80
Hogeboom, Gary, QB, Central Michigan, 1980
Homan, Dennis, WR, Alabama, 1968-70
Hoopes, Mitch, P, Arizona, 1975
Houser, John, C-G, Redlands, 1960-61
Houston, Bill, WR, Jackson State, 1974
Howard, Percy, WR, Austin Peay, 1975
Howard, Ron, TE, Seattle, 1974-75
Howley, Chuck, LB, West Virginia, 1961-73

Howton, Bill, WR, Rice, 1960-63
 Hoyom, Lynn, C-G, Long Beach, 1962-63
 Hughes, Randy, S, Oklahoma, 1975-80
 Humphrey, Buddy, QB, Baylor, 1961
 Hurt, Eric, CB, San Jose St., 1980
 Husmann, Ed, DT, Nebraska, 1960
 Hutcherson, Ken, LB, Livingston State, 1974
 Huther, Bruce, LB, New Hampshire, 1977-80
 Isbell, Joe Bob, G, Houston, 1962-65
 Jensen, Jim, RB, Iowa, 1976
 Johnson, Butch, WR, Cal-Riverside, 1976-80
 Johnson, Mike, CB, Kansas, 1966-69
 Johnson, Mitch, G, UCLA, 1965
 Jones, Ed, DE, Tennessee State, 1974-78, 1980
 Jones, James, RB, Miss. State, 1980
 Jordan, Lee Roy, LB, Alabama, 1963-76
 Keller, Mike, LB, Michigan, 1972
 Killian, Gene, G, Tennessee, 1974
 Kiner, Steve, LB, Tennessee, 1970
 Klein, Dick, T, Iowa, 1960
 Kowalczyk, Walt, RB, Michigan State, 1960
 Kupp, Jake, G, Washington, 1964-65
 Kyle, Aaron, CB, Wyoming, 1976-79
 Laidlaw, Scott, RB, Stanford, 1975-79
 Lawless, Burton, G, Florida, 1975-79
 LeBaron, Eddie, QB, Pacific, 1960-63
 Lewis, D. D., LB, Miss. State, 1968-80
 Lewis, Woodley, WR, Oregon, 1960
 Lilly, Bob, DE-DT, Texas Christian, 1961-74
 Liscio, Tony, T, Tulsa, 1963-64, 1966-71
 Livingston, Warren, CB, Arizona, 1961-66
 Lockett, J. W., RB, Central Okla., 1961-62
 Logan, Obert, S, Trinity (Tex.), 1965-66
 Long, Bob, LB, UCLA, 1962
 Longley, Clint, QB, Abilene Christian, 1974-75
 Lothridge, Billy, P-QB, Georgia Tech, 1964
 Manders, Dave, C, Mich. State, 1964-66, 1968-74
 Manning, Wade, CB, Ohio State, 1979
 Marsh, Amos, RB, Oregon State, 1961-64
 Martin, Harvey, DE, East Texas St., 1973-80
 Mathews, Ray, WR, Clemson, 1960
 McCroary, Bob, T, Wake Forest, 1961
 McDaniels, David, WR, Miss. Val., 1968
 McDonald, Tommy, WR, Oklahoma, 1964
 McIlhenny, Don, RB, SMU, 1960-61
 Memolaar, Dale, G, Wyoming, 1962-63
 Meredith, Don, QB, SMU, 1960-68
 Mayers, John, DT, Washington, 1962-63
 Mitchell, Aaron, CB, Nevada-Las Vegas, 1979-80
 Moegle, Dick, S, Rice, 1961
 Montgomery, Mike, RB-WR, Kans. St., 1972-73
 Mooty, Jim, CB, Arkansas, 1960
 Morgan, Dennis, RB, Western Illinois, 1974
 Morton, Craig, QB, California, 1965-74
 Murchison, Ola Leo, WR, Pacific, 1961
 Neely, Ralph, G-T, Oklahoma, 1965-77
 Newhouse, Robert, RB, Houston, 1972-80
 Newsome, Timmy, RB, Winston-Salem, 1980
 Niland, John, G, Iowa, 1966-74
 Nolan, Dick, S, Maryland, 1962
 Norman, Pettis, TE, J. C. Smith, 1962-70
 Norton, Jerry, S, SMU, 1962
 Nutting, Ed, T, Georgia Tech, 1963
 Nye, Blaine, G, Stanford, 1968-76
 Overton, Jerry, S, Utah, 1963
 Parks, Billy, WR, Long Beach State, 1972
 Patera, Jack, LB, Oregon, 1960-61
 Pearson, Drew, WR, Tulsa, 1973-80
 Pearson, Preston, RB, Illinois, 1975-80
 Percival, Max, K, Texas Tech, 1974
 Perkins, Don, RB, New Mexico, 1961-68
 Petersen, Kurt, G, Missouri, 1980
 Peterson, Calvin, LB, UCLA, 1974-75
 Pinder, Cyril, RB, Illinois, 1973
 Pimboeuf, Lanco, K, SW La., 1963
 Porterfield, Garry, DE, Tulsa, 1965
 Pugh, Jethro, DT, Eliz. City St., 1965-78
 Putnam, Duane, G, Pacific, 1960
 Rafferty, Tom, G-C, Penn State, 1976-80
 Randall, Tom, DG, Iowa State, 1978
 Randle, Sonny, WR, Virginia, 1968
 Reeco, Beasley, CB-WR, N. Texas St., 1976
 Reese, Guy, DT, SMU, 1962-63
 Reeves, Dan, RB-QB, S. Car., 1965-72
 Renfro, Mel, CB-RB-S, Oregon, 1964-77
 Rentzel, Lance, WR, Oklahoma, 1967-70
 Rhome, Jerry, QB, Tulsa, 1965-68
 Richards, Golden, WR, Hawaii, 1973-78
 Richardson, Glosior, WR, Jack. St., 1971
 Ridgway, Colin, P-K, Lamar Tech, 1965
 Ridlon, Jim, S, Syracuse, 1963-64
 Roach, John, QB, SMU, 1964
 Robinson, Larry, RB, Tennessee, 1973
 Roe, Bill, LB, Colorado, 1980
 Rucker, Reggie, WR, Boston U., 1970-71
 Saldi, Jay, TE, South Carolina, 1976-80
 Sandeman, Bill, DT, Pacific, 1966
 Schaum, Greg, DE, Michigan State, 1976
 Schoenke, Ray, T, SMU, 1963-64
 Scott, Herbert, G, Virginia Union, 1975-80
 Sellers, Ron, WR, Florida State, 1972
 Soptien, Rafael, K, SW Louisiana, 1978-80
 Shaw, Robert, C, Tennessee, 1979-80
 Sherer, Dave, P, SMU, 1960
 Shy, Les, RB, Long Beach State, 1966-69
 Simmons, Dave, LB, Georgia Tech, 1968
 Smith, J. D., RB, N. Car. A&T, 1965-66
 Smith, Jackie, TE, NW Louisiana, 1978
 Smith, Jim Ray, G-T, Baylor, 1963-64
 Smith, Tody, DE-DT, USC, 1971-72
 Solomon, Roland, S, Utah, 1980
 Springs, Ron, RB, Ohio State, 1979
 Stalls, Dave, DE, Northern Colorado, 1977-79
 Staubach, Roger, QB, Navy, 1969-79
 Steele, Robert, WR, N. Alabama, 1978
 Stephens, Larry, DE, Texas, 1963-67
 Stiger, Jim, RB, Washington, 1963-65
 Stincic, Tom, LB, Michigan, 1969-71
 Stokes, Sim, WR, Northern Arizona, 1967
 Stowe, Otto, WR, Iowa State, 1973
 Strayhorn, Les, RB, East Carolina, 1973-74
 Stynchula, Andy, DE, Penn State, 1968
 Talbert, Don, DE-T, Texas, 1962, 1965, 1971
 Thomas, Bill, RB, Boston College, 1972
 Thomas, Duane, RB, W. Texas St., 1970-71
 Thomas, Ike, CB, Bishop, 1971
 Thornton, Bruce, DE-DT, Illinois, 1979-80
 Thurman, Dennis, CB, USC, 1978-80
 Toomay, Pat, DE, Vanderbilt, 1970-74
 Townes, Willie, DE, Tulsa, 1966-68
 Trux, Billy, TE, Louisiana State, 1971-73
 Tubbs, Jerry, LB, Oklahoma, 1960-67
 Van Raaphorst, Dick, K, Ohio State, 1964
 Villanueva, Danny, P-K, New Mex. St., 1965-67
 Walker, Louie, LB, Colorado State, 1974
 Walker, Malcolm, C, Rice, 1966-69
 Wallace, Rodney, G-T, New Mex., 1971-73
 Walton, Bruce, G, UCLA, 1973-75
 Washington, Mark, CB, Morgan St., 1970-78
 Waters, Charlie, S-CB, Clemson, 1970-78, 1980
 Wayt, Russell, LB, Rice, 1965
 Welch, Claxton, RB, Oregon, 1969-71
 Wells, Norm, G, Northwestern, 1980
 White, Danny, QB-P, Arizona State, 1976-80
 White, Randy, LB-DE, Maryland, 1975-80
 Whitfield, A. D., RB, N. Texas St., 1965
 Whittingham, Fred, LB, Cal. Poly., 1969
 Widby, Ron, P, Tennessee, 1968-71
 Wilbur, John, T, Stanford, 1966-69
 Williams, Joe, RB, Wyoming, 1971
 Wilson, Steve, WR, Howard, 1979-80
 Wisenar, Gary, WR, Baylor, 1960
 Woolsey, Rolly, CB-S, Boise State, 1975
 Wright, Rayfield, TE-T, Ft. Valley St., 1957-77
 Youmans, Maury, DE, Syracuse, 1964-65
 Young, Charles, RB, N.C. State, 1974-76

Cowboys All-Time Draft

1961

(Drafted 2nd)

- (A) NO CHOICE**
Choice traded along with sixth choice to Washington for EDDIE LeBARON.
- (B) BOB LILLY**
T. Texas Christian University, 6-5, 242 — Choice from Cleveland for first round pick in 1962.
- E. J. HOLUB**
LB, Texas Tech, 6-4, 218 (went to AFL).
- STEW BARBER**
G, Penn State, 6-3, 230 (went to AFL).
- SONNY DAVIS**
E, Baylor, 6-2, 210.
- NO CHOICE**
Choice traded to San Francisco for GENE BABB.
- NO CHOICE**
Choice traded, along with first choice, to Washington for LeBARON.
- ART GILMORE**
HB, Oregon State, 6-0, 200.
- DON TALBERT**
T, Texas, 6-5, 220.
- GLENN GREGORY**
HB, SMU, 6-2, 195.
- NO CHOICE**
Choice traded to Green Bay for FRED CONE.
- NORRIS STEVENSON**
HB, Missouri, 6-1, 205.
- LOWNDES SHINGLER**
QB, Clemson, 6-1, 205.
- DON GOODMAN**
HB, Florida, 6-0, 200.
- BILL SHAW**
T, Georgia Tech, 6-3, 222 (went to AFL).
- JULIUS VARNADO**
T, San Francisco State, 6-4, 220 (went to AFL).
- JERRY STEFFEN**
HB, Colorado, 6-10, 190.
- EVERETT CLOUD**
HB, Maryland, 6-0, 190.
- RANDY WILLIAMS**
HB, Indiana, 6-3, 208.
- LYNN HOYEN**
C, Long Beach State, 6-4, 225.
- JERRY MORGAN**
QB, Iowa State, 6-3, 195.

1962

(Drafted 4th)

- NO CHOICE**
Choice traded to Cleveland for first round pick in 1961 when Cowboys picked BOB LILLY.
- SONNY GIBBS***
QB, TCU, 6-7, 225.
- (A) NO CHOICE**
Choice to Chicago for DON MER-EDITH.
- (B) BOBBY PLUMMER**
G, TCU, 6-2, 235 — Choice from Cleveland for DUANE PUTNAM.
- NO CHOICE**
Choice to San Francisco for BILL HERCHMAN.
- NO CHOICE**
Choice to Los Angeles for JIMMY HARRIS.
- (A) DONNIE DAVIS**
E, Southern University, 6-2, 235.
- (B) GEORGE ANDRIE**
E, Marquette, 6-7, 247 — Choice and ALLEN GREEN from New York for FRED DUGAN.
- NO CHOICE**
Choice to Los Angeles for JOHN HOUSER.

- KEN TUREAUD**
B, Michigan, 6-1, 198.
- NO CHOICE**
Choice to Baltimore for DON PERKINS.
- JOHN M. LONGMEYER**
G, Southern Illinois, 6-3, 230.
- LARRY HUDAS**
E, Michigan State, 6-4, 208.
- NO CHOICE**
Choice to Green Bay for STEVE MULLINGER.
- ROBERT MOSES**
E, Texas, 6-3, 211.
- HAROLD HAYS***
G, Southern Mississippi, 6-3, 218.
- GUY REESE**
T, SMU, 6-5, 238.
- ROBERT JOHNSTON**
T, Rice, 6-4, 215.
- RAY JACOBS**
T, Howard Payne, 6-3, 265 (went to AFL).
- DAVE CLOUTIER***
B, Maine, 6-0, 195 (went to AFL).
- PAUL HOLMES**
T, Georgia, 6-5, 220.
- AMOS BULLOCKS**
B, Southern Illinois, 6-1, 197.

1963

(Drafted 6th)

- LEE ROY JORDAN**
LB, Alabama, 6-2, 210.
- NO CHOICE**
Choice traded, along with ninth choice, to Chicago for CHUCK HOWLEY.
- JIM PRICE**
LB, Auburn, 6-3, 225.
- WHALEY HALL***
G, Mississippi, 6-3, 230.
- NO CHOICE**
Choice traded to New York for DICK NOLAN.
- NO CHOICE**
Choice traded to Green Bay for JOHN SUTRO.
- MARY CLOTHIER**
G, Kansas, 6-4, 220.
- NO CHOICE**
Choice traded to Green Bay for LEE FOLKINS.
- NO CHOICE**
Choice traded to Chicago.
- ROD SCHEYER**
T, Washington, 6-2, 220.
- RAY SCHDENKE**
C, SMU, 6-3, 225.
- BILL PERKINS**
B, Iowa, 6-2, 218.
- PAUL WICKER***
T, Fresno State, 6-5, 248.
- LOU CIOCI**
LB, Boston College, 6-2, 225.
- JERRY OVERTON**
B, Utah, 6-2, 192.
- DENNIS GOLDEN**
T, Holy Cross, 6-4, 235.
- ERNEST PARKS***
G, McMurry, 6-4, 230 (went to AFL).
- BILL FRANK**
T, Colorado, 6-4, 250.
- JIM STIGER**
B, Washington, 5-11, 195.
- TOMMY LUCAS**
E, Texas, 6-3, 218.

1964

(Drafted 4th)

- NO CHOICE**
Choice traded to Pittsburgh for BUDDY DIAL.

- MEL RENFRO**
B, Oregon, 6-0, 195.
- NO CHOICE**
Choice traded to Los Angeles for BOB LONG and JOHN MEYERS.
- PERRY LEE DUNN**
B, Mississippi, 6-2, 205.
- NO CHOICE**
Choice traded to Green Bay for GARY BARNES.
- (A) BILLY LOTHRODGE**
QB, Georgia Tech, 6-1, 188.
- (B) JIM CURRY**
E, Cincinnati, 6-4, 215 — Choice from Cleveland for ANDY CVERCKO.
- (C) JIMMY EVANS**
E, Texas Western, 6-1, 194 — Choice from Green Bay for JERRY NORTON.
- BOB HAYES***
WR, Florida A & M, 5-11, 189.
- AL GEVERINK**
B, UCLA, 6-2, 190.
- JAKE KUPP**
E, Washington, 6-3, 215.
- ROGER STAUBACH***
QB, Navy, 6-2, 190.
- BOBBY CRENSHAW**
G, Baylor, 6-3, 230 (went to AFL).
- JOHNNY NORMAN**
E, Northwestern Louisiana, 6-1, 185.
- JERRY RHOME**
QB, Tulsa, 6-0, 185.
- JIM WORDEN**
LB, Wittenberg, 6-1, 230.
- BILL VAN BURKLEO**
B, Tulsa, 5-11, 185.
- PAUL CERCEL**
C, Pittsburgh, 6-2, 222.
- HARRY ABELL**
E, Missouri, 6-3, 212 (went to AFL).
- NO SELECTION**
Player chosen not eligible.
- H. D. MURPHY**
B, Oregon, 6-0, 190.
- JOHN HUGHES**
LB, SMU, 6-2, 220.

1965

(Drafted 5th)

- CRAIG MORTON**
QB, California, 6-4, 215.
- MALCOLM WALKER**
LB, Rice, 6-4, 245.
- NO CHOICE**
Choice traded to Green Bay (who traded it to New York) for JOHN ROACH.
- (A) JIM SIDLE**
B, Auburn, 6-2, 215.
- (B) BOB SVIHUS**
T, USC, 6-4, 240 (went to AFL) — Choice from Detroit for SONNY GIBBS.
- ROGER PETTEE**
LB, Florida, 6-4, 230.
- SONNY UTZ**
RB, VPI, 5-11, 215.
- BRIG OWENS**
B, Cincinnati, 5-11, 183.
- RUSSELL WAYT**
LB, Rice, 6-4, 235.
- JIM ZANIOS**
FB, Texas Tech, 6-0, 215.
- GAYLON McCOLLOUGH**
C, Alabama, 6-3, 215.
- JETHRO PUGH**
T, Elizabeth City State, 6-6, 255.
- ERNIE KELLERMAN**
QB, Miami (Ohio), 6-0, 175.

*Drafted as Future

13. JACK SCHRAUB
E. California, 6-6, 210
14. GARRY PORTERFIELD
E. Tulsa, 6-3, 235.
15. GENE FOSTER
B. Arizona State, 6-0, 195 (went to AFL).
16. DOUG McDOUGAL
E. Oregon State, 6-4, 228.
17. MITCH JOHNSON
T. UCLA, 6-4, 245
18. MARTIN AMSLER
T. Evansville, 6-5, 250
19. MARY RETTENMUND
HB. Ball State, 5-10, 195.
20. RON BARLOW*
T. Kansas State, 6-2, 230.

1966 (Drafted 5th)

1. JOHN NILAND
G. Iowa, 6-3, 245.
2. WILLIE TOWNES*
DE. Tulsa, 6-5, 265.
3. NO CHOICE
Choice to San Francisco for LEON DONOHUE
4. NO CHOICE
Choice to Baltimore for RALPH NEELY.
5. (A) NO CHOICE
Choice to San Francisco for J. D. SMITH.
5. (B) WALT GARRISON
RB. Oklahoma State, 6-0, 209 - Choice from Baltimore thru Detroit for AMOS MARSH.
6. BOB DUNLEVY
E. West Virginia, 6-4, 195.
7. ART ROBINSON
E. Florida A & M, 6-0, 208
8. DON KUNIT
RB. Penn State, 6-2, 200.
9. DARRELL ELAM
FL. West Virginia Tech, 6-2, 189.
14. LEWIS TURNER
RB. Norfolk State, 6-2, 183
15. MARK GARTUNG*
DT. Oregon State, 6-4, 255.
16. TOM PIGBEE
RB. San Francisco State, 5-11, 200.
17. GEORGE ALLEN
T. West Texas State, 6-7, 245 (went to AFL).
18. STEVE ORR
DT. Washington, 6-4, 230
19. BYRON JOHNSON
E. Central Washington State, 6-5, 255.
20. LDU HUDSON
FL. Minnesota, 6-5, 220.

1967 (Drafted 23rd)

1. NO CHOICE
Choice given along with second and two fifths, to Houston for RALPH NEELY.
2. NO CHOICE
NEELY trade.
3. PHIL CLARK
DB. Northwestern, 6-2, 207.
4. CURTIS MARKER
G. Northern Michigan, 6-2, 253.
5. (A) NO CHOICE
Choice and JIM STEFFEN from Washington for BRIG OWENS, MITCH JOHNSON & JAKE KUPP. NEELY trade.
5. (B) NO CHOICE
Choice from Cleveland for JOE BOB ISBELL. NEELY trade
5. (C) NO CHOICE
Choice to Green Bay for HENRY CREMMINGER

6. SIMS STOKES
E. Northern Arizona, 6-1, 198.
7. RAYFIELD WRIGHT
T. Ft. Valley State, 6-7, 235.
8. STEVE LAUB
DB. Illinois Wesleyan, 6-1, 190.
9. BYRON MORGAN
DB. Findlay (Ohio), 6-3, 212.
10. EUGENE BOWEN
RB. Tennessee A&I, 5-8, 210.
10. MASON MITCHELL
RB. Washington, 6-1, 170.
11. AUSTIN DENNEY*
E. Tennessee, 6-2, 225.
- (A) LES SHY
RB. Long Beach State, 6-1, 200 - Choice from Pittsburgh for LEE FOLKINS.
- (B) CRAIG BAYNHAM*
RB. Georgia Tech, 6-1, 200.
13. RONNIE LAMB
B. South Carolina, 6-2, 216.
11. PAT RILEY
E. Kentucky, 6-2, 205.
12. HAROLD DETERS
K. North Carolina State, 6-0, 200.
13. AL KERKIAN
DE. Akron, 6-5, 235.
14. TOM BOYD
G. Tarleton State, 6-3, 250.
15. LEAVIE DAVIS
DB. Edward Waters College (Florida), 6-4, 210.
16. PAUL BROTHERS
HB. Oregon State, 6-1, 195.
17. GEORGE ADAMS
LB. Morehead State (Kentucky), 6-2, 218.

1968 (Drafted Alternately 20th, 19th, 21st)

1. DENNIS HOMAN
FL. Alabama, 6-1, 181.
2. DAVID McDANIELS
E. Mississippi Valley, 6-4, 200
3. (A) NO CHOICE
Choice to Minnesota for LANCE RENTZEL.
3. (B) ED HARMON
LB. Louisville, 6-4, 246 - Choice from Chicago for AUSTIN DENNEY and MAC PERCIVAL.
4. (A) NO CHOICE
Choice to New Orleans for LARRY STEPHENS.
4. (B) JOHN DOUGLAS
LB. Missouri, 6-2, 215 - Choice from New York for JIM COLVIN
5. BLAINE NYE
G. Stanford, 6-4, 255
6. D. D. LEWIS
LB. Mississippi State, 6-1, 210
7. BOB TAUCHER
T. Nebraska, 6-4, 251.
8. FRANK BROWN
DE. Albany (Ga.) State, 6-3, 249.
9. KEN KMIEC
DB. Illinois, 6-2, 187.
10. BEN OLISON
FL. Kansas, 6-1, 170.
11. RON SHOTTS
RB. Oklahoma, 6-0, 206.
12. WILSON WHITTY
LB. Boston University, 6-3, 224.
13. CARTER LORD
TE. Harvard, 6-2, 214.
14. RON WILLIAMS
DB. West Virginia, 6-2, 190.
15. TOMMY LUNCFORD
P. Auburn, 6-2, 202.
16. LARRY COLE
DE. Hawaii, 6-5, 250
17. GEORGE NORDGREN
RB. Houston, 6-0, 700

1969 (Drafted Alternately 24th, 23rd, 22nd)

1. CALVIN HILL
RB. Yale, 6-3, 230.
2. RICHMOND FLOWERS
WR. Tennessee, 6-0, 183.
- (A) TOM STINCIG
LB. Michigan, 6-2, 226.
3. (B) HALVOR HAGEN
DE. Weber State, 6-5, 250 - Choice from San Francisco for HAROLD HAYS.
4. NO CHOICE
Choice to New Orleans for DAVE SIMMONS.
5. (A) NO CHOICE
Choice to Baltimore for ANDY STYNCHULA
5. (B) CHUCK KYLE
LB. Purdue, 6-1, 220 - Choice from Los Angeles for COY BACON.
6. RICH SHAW
FL. Arizona State, 6-4, 205.
7. LARRY BALES
WR. Emory & Henry, 5-11, 185.
8. ELMER BEHNHARDT
LB. Missouri, 6-2, 200.
9. CLAXTON WELCH
RB. Oregon, 5-11, 200.
10. STUART GOTTLEB
G. Weber State, 6-5, 250.
11. CLARENCE WILLIAMS
DT. Prairie View A & M, 6-5, 250.
12. BOB BELDEN
QB. Notre Dame, 6-2, 210.
13. RENE MATSON
WR. New Mexico, 6-0, 185.
14. GERALD LUTRI
T. Northern Michigan, 6-4, 256.
15. BILL JUSTUS
DB. Tennessee, 6-1, 180.
16. FLOYD KERR
DB. Colorado State, 6-3, 195.
17. BILL BAILEY
DT. Lewis & Clark, 6-4, 260.

1970 (Drafted 23rd)

1. DUANE THOMAS
RB. West Texas, 6-1, 220.
2. (A) BOB ASHER
T. Vanderbilt, 6-5, 250 - Choice from Chicago for CRAIG BAYNHAM and PHIL CLARK.
- (B) MARGENE ADKINS
WR. Henderson J. C., 5-10, 183.
3. (A) CHARLIE WATERS
CB. Clemson, 6-1, 193 - Choice from Houston through Cleveland for JERRY RHOME.
3. (B) STEVE KINER
LB. Tennessee, 6-1, 220 - Choice from Cleveland for JERRY RHOME.
3. (C) DENTON FOX
S. Texas Tech, 6-2, 205.
4. JOHN FITZGERALD
T. Boston College, 6-4, 265.
5. NO CHOICE
Choice to St. Louis for BOBBY JOE CONRAD.
6. PAT TOOMAY
DE. Vanderbilt, 6-5, 230.
7. DON ABBEY
LB. Penn State, 6-2, 252.
8. JERRY DOSSEY
G. Arkansas, 6-4, 244.
9. ZENON ANDRUSZYSHYN
K. UCLA, 6-2, 212.
10. PETE ATHAS
S. Dade J. C., 6-0, 186
- (11) IVAN SOUTHERLAND
DT. Clemson, 6-4, 245
12. JOE WILLIAMS
RB. Wyoming, 6-1, 193

13. **MARK WASHINGTON**
CB, Morgan State, 5-11, 183.
14. **JULIAN MARTIN**
WR, North Carolina Central, 6-3, 190.
15. **KEN DeLONG**
TE, Tennessee, 6-2, 223.
16. **SEABERN HILL**
CB, Arizona State, 6-2, 195.
17. **GLENN PATTERSON**
C, Nebraska, 6-3, 220.

1971

(Drafted 25th)

1. **TODDY SMITH**
DE, Southern California, 6-5, 250.
2. **ISAAC THOMAS**
CB, Bishop, 6-2, 190.
3. (A) **SAM SCARBER**
RB, New Mexico, 6-2, 235 -
Choice from St. Louis for JOHN
WILBUR.
3. (B) **BILL GREGORY**
DE, Wisconsin, 6-5, 240.
4. (A) **JOE CARTER**
TE, Grambling, 6-3, 219 - Choice
from New Orleans for WILLIE
TOWNS.
4. (B) **BUDDY MITCHELL**
T, Mississippi, 6-5, 232.
5. **RON KADZIEL**
LB, Stanford, 6-3, 215.
6. **STEVE MAIER**
WR, Northern Arizona, 6-3, 192.
7. **BILL GRIFFIN**
T-G, Catawba, 6-5, 250.
8. **RON JESSIE**
WR, Kansas, 6-0, 183.
9. **HONOR JACKSON**
WR, Pacific, 6-2, 190.
10. **RODNEY WALLACE**
DT, New Mexico, 6-5, 260.
11. **ERNEST BONWELL**
LB, Lane College, 6-4, 225.
12. **STEVE GOEPEL**
QB, Colgate, 6-1½, 200.
13. **JAMES FORD**
RB, Texas Southern, 6-0, 200.
14. **TYRONE COUEY**
DB, Utah State, 6-1½, 194.
15. **BOB YOUNG**
TE, Delaware, 6-5, 250.
16. **JOHN BRENNAN**
T, Boston College, 6-2½, 260.
17. **JOHN BOMER**
C, Memphis State, 6-3, 230.

1972

(Drafted 26th)

1. **BILL THOMAS**
RB, Boston College, 6-2, 225.
2. (A) **ROBERT NEWHOUSE**
RB, Houston, 5-10, 202 - Choice
from New England for HALVOR
HAGEN and HONOR JACKSON.
2. (B) **JOHN BABINECZ**
LB, Villanova, 6-1, 222 - Choice
from New Orleans for MARGENE
ADKINS.
3. (C) **CHARLES MCKEE**
WR, Arizona, 6-2, 199.
3. (A) **MIKE KELLER**
LB, Michigan, 6-4, 221 - Choice
from New England for HALVOR
HAGEN and HONOR JACKSON.
3. (B) **MARY BATEMAN**
P-K, Utah, 6-4, 213.
4. (A) **TIM KEARNEY**
LB, Northern Michigan, 6-2, 225
- Choice from New Orleans for
JOE WILLIAMS.
4. (B) **ROBERT WEST**
WR, San Diego State, 6-4, 218
- Choice from New England for
STEVE KINER.

4. (C) **CHARLES ZAPIEC**
LB, Penn State, 6-2, 222 -
Choice from Detroit for RON
JESSIE.
4. (D) **NO CHOICE**
Choice to New Orleans for DON
TALBERT.
5. **NO CHOICE**
Choice to San Diego for TONY
LISCIO.
6. **CHARLES BOLDEN**
DB, Iowa, 6-3, 195.
7. **NO CHOICE**
Choice to Chicago for LEE ROY
CAFFEY.
8. **RALPH COLEMAN**
LB, North Carolina A&T, 6-4, 216.
9. **ROY BELL**
RB, Oklahoma, 5-10, 208.
10. **RICHARD AMMAN**
DE, Florida State, 6-5, 234.
11. **LONNIE LEONARD**
T-G, North Carolina A&T, 6-4,
244.
12. **JIMMY HARRIS**
WR, Ohio State, 5-10, 180.
13. **JEAN FUGETT**
TE, Amherst, 6-3, 219.
14. **ALAN THOMPSON**
RB, Wisconsin, 6-0, 225.
15. **CARLOS ALVAREZ**
WR, Florida, 5-10, 184.
16. **GORDON LONGMIRE**
QB, Utah, 6-1, 205.
17. **ALFONSO CAIN**
DT, Bethune-Cookman, 6-3, 271.

1973

(Drafted Alternately 20th, 22nd and 21st)

1. **BILLY JOE DuPREE**
TE, Michigan State, 6-4, 225.
2. (A) **GOLDEN RICHARDS**
WR, Hawaii, 6-0, 172 - Choice
from Green Bay for RON WIDBY
and IKE THOMAS.
2. (B) **NO CHOICE**
Choice to Chicago as compensa-
tion for signing JACK CONCAN
NON.
3. (A) **HARVEY MARTIN**
DT, East Texas State, 6-5, 262
- Choice from Houston through
New Orleans for TOM STINCIC.
3. (B) **NO CHOICE**
Choice to New England for RON
SELLERS.
4. **DRANE SCRIVENER**
DB, Tulsa, 6-0, 176.
5. **BRUCE WALTON**
T, UCLA, 6-6, 251.
6. **BOB LEYEN**
G, Yale, 6-4, 256.
7. **RODRIGO BARNES**
LB, Rice, 6-1, 215.
8. **DAN WERNER**
QB, Michigan State, 6-4, 195.
9. **MIKE WHITE**
CB, Minnesota, 6-0, 196.
10. **CARL JOHNSON**
LB, Tennessee, 6-1, 225.
11. **GERALD CASWELL**
G, Colorado State, 6-4, 250.
12. **JIM ARNESON**
G, Arizona, 6-3, 236.
13. **JOHN SMITH**
WR, UCLA, 6-1, 187.
14. **BOB THORNTON**
G-C, North Carolina, 6-3, 234.
15. **WALT BAISSY**
LB, Grambling, 6-2, 222.
16. **JOHN CONLEY**
TE, Hawaii, 6-2, 228.
17. **LES STRAYHORN**
RB, East Carolina, 5-10, 205.

1974

(Drafted Alternately 22nd, 21st, 20th and 23rd)

1. (A) **ED JONES**
DE, Tennessee State, 6-8, 260
- Choice from Houston for TODY
SMITH and BILLY PARKS.
1. (B) **CHARLES YOUNG**
RB, North Carolina State, 6-1,
215.
2. **NO CHOICE**
Choice and RON SELLERS to Mi-
ami for OTTO STOWE.
3. (A) **DANNY WHITE**
QB, Arizona State, 6-2, 180 -
Choice from Houston for TODY
SMITH and BILLY PARKS.
3. (B) **CALVIN PETERSON**
LB, UCLA, 6-3, 218.
4. (A) **KEN HUTCHERSON**
LB, Livingston State, 6-1, 214
- Choice from Oakland for GLOS-
TER RICHARDSON.
4. (B) **ANDY ANDRADE**
RB, DB, Northern Michigan, 5-11,
193.
5. **JOHN KELSEY**
T, Missouri, 6-6, 226.
6. **JIM BRIGHT**
DB, UCLA, 6-1, 210.
7. **RAYMOND NESTER**
LB, Michigan State, 6-2, 224.
8. **MIKE HOLT**
DB, Michigan State, 5-11, 176.
9. **BILL DULIN**
T, Johnson C. Smith, 6-6, 244.
10. **DENNIS MORGAN**
DB, Western Illinois, 5-11, 203.
11. **HARVEY McGEE**
WR, Southern Mississippi, 6-2,
209.
12. **KEITH BOBO**
QB, Southern Methodist, 6-3,
196.
13. **FRED LIMA**
K, Colorado, 5-9, 202.
14. **DOUG RICHARDS**
DB, Brigham Young, 6-4, 185.
15. **BRUCE CRAFT**
DT, Geneva, Pa., 6-4, 232.
16. **GENE KILLIAN**
T, Tennessee, 6-4, 225.
17. **LAWRIE SKOLROOD**
T, North Dakota, 6-5, 230.

1975

(Drafted 18th)

1. (A) **RANDY WHITE**
DE, Maryland, 6-4, 250. - Choice
from N. Y. Giants for CRAIG
MORTON.
1. (B) **THOMAS HENDERSON**
LB, Langston, 6-2, 214.
2. **BURTON LAWLESS**
G, Florida, 6-4, 253.
3. **BOB BRUCEVA**
LB, Arizona State, 6-2, 236.
4. (A) **PAT DONOVAN**
DE, Stanford, 6-5, 240 - Choice
from Houston for MIKE MONT-
GOMERY.
4. (B) **RANDY HUGHES**
DB, Oklahoma, 6-4, 209.
5. (A) **KYLE DAVIS**
C, Oklahoma, 6-3, 240 - Choice
from Green Bay for JACK CON-
CANNON.
5. (B) **NO CHOICE**
Choice to Cincinnati for CLINT
LONGLEY.
6. **ROLLY WOOLSEY**
DB, Boise State, 6-1, 175.
7. **MICHAEL HEGMAN**
LB, Tennessee State, 6-4, 220.

8. **MITCH HOOPES**
P. Arizona, 6-0, 210.
9. **ED JONES**
DB. Rutgers, 6-0, 193
10. **DENNIS BOOKER**
RB. Millersville State, 6-1, 235.
11. **GREG KRPALEK**
C. Oregon State, 6-5, 242.
12. **CHUCK BLAND**
DB. Cincinnati, 5-11, 188.
13. **HERBERT SCOTT**
G. Virginia Union, 6-2, 248
14. **SCOTT LAIDLAW**
RB. Stanford, 6-0, 206
15. **WILLIE HAMILTON**
RB. Arizona, 5-11, 182.
16. **PETE CLARK**
TE. Colorado State, 6-4, 234.
17. **JIM TESTERMAN**
TE. Dayton, 6-5, 225.

1976

(Drafted 27th)

1. **AARON KYLE**
DB. Wyoming, 5-11, 183.
2. (A) **JIM JENSEN**
RB. Iowa, 6-4, 226 - Choice from N.Y. Giants for CRAIG HORTON.
2. (B) **JIM EIDSON**
G. Mississippi St., 6-4, 253
3. (A) **DUKE FERGERSON**
WR. San Diego St., 6-1, 186 - Choice from San Francisco for BOB HAYES.
3. (B) **JOHN SMITH**
RB. Boise State, 6-0, 191 - Choice from Denver for OTTO STOWE.
3. (C) **BUTCH JOHNSON**
WR. UC-Riverside, 6-1, 175.
4. **TOM RAFFERTY**
G. Penn State, 6-3, 248.
5. **WALLY PESUIT**
T. Kentucky, 6-4, 260.
6. **GREG McGUIRE**
T. Indiana, 6-3, 265
7. (A) **GREG SCHAUM**
DT. Michigan State, 6-4, 246 - Choice from San Diego for KEN HUTCHERSON.
7. (B) **DAVID WILLIAMS**
RB. Colorado, 6-2, 210.
8. **HENRY LAWS**
DB. South Carolina, 5-10, 171.
9. **BEASLEY REECE**
DB. North Texas, 6-1, 193
10. **LERDY COOK**
DE. Alabama, 6-4, 212
11. **CORNELIUS GREEN**
DB. Ohio, 5-11, 170.
12. **CHARLES McSHANE**
LB. Cal Lutheran, 6-2, 211.
13. **MARK DRISCOLL**
DB. Colorado St., 6-1, 184.
14. **LARRY MUSHINSKIE**
TE. Nebraska, 6-3, 217.
15. **DALE CURRY**
LB. UCLA, 6-2, 222.
16. **RICH COSTANZO**
T. Nebraska, 6-4, 260.
17. **STAN WOODFILL**
K. Oregon, 6-0, 190.

1977

(Drafted Alternately
24th, 25th and 26th)

1. **TONY ODRSETT**
RB. Pittsburgh, 5-11, 192 - Choice from Seattle for Cow boys' first-round choice and three second-round choices.
2. **GLENN CARANO**
DB. Nevada-Las Vegas, 6-3, 195 - Choice from Seattle for DUKE FERGERSON.

3. (A) **TONY HILL**
WR. Stanford, 6-2, 196 - Choice from Philadelphia for JOHN NILAND.
3. (B) **VAL BELCHER**
G. Houston, 6-3, 250.
4. **GUY BROWN**
LB. Houston, 6-4, 215.
5. **ANDY FREDERICK**
OL. New Mexico, 6-6, 241.
6. **JIM COOPER**
T. Temple, 6-5, 252
7. **DAVID STALLS**
DT. Northern Colorado, 6-4, 236
8. (A) **AL CLEVELAND**
DL. Pacific, 6-4, 246 - Choice from San Diego for MITCH HOOPES.
8. (B) **FRED WILLIAMS**
RB. Arizona State, 5-10, 189.
9. **MARK CANTRELL**
C. North Carolina, 6-3, 252.
10. **STEVE DeBERG**
QB. San Jose State, 6-2, 205
11. **DON WARDLOW**
TE. Washington, 6-6, 230.
12. **GREG PETERS**
OL. California, 6-5, 257

1978

(Drafted 28th)

1. **LARRY BETHEA**
DL. Michigan State, 6-5, 258.
2. **TODD CHRISTENSEN**
RB-TE. Brigham Young, 6-3, 224.
3. **DAVID HUGGINS**
OL. Oklahoma, 6-5, 245.
4. **ALOIS BLACKWELL**
RB. Houston, 5-11, 194.
5. **RICH ROSEN**
G. Syracuse, 6-3, 242.
6. **HAROLD RANDOLPH**
LB. East Carolina, 6-1, 191.
7. **TOM RANDALL**
DT. Iowa State, 6-5, 248
8. **HOMER BUTLER**
WR. UCLA, 6-1, 184.
9. **RUSS WILLIAMS**
DB. Tennessee, 6-1, 197.
10. **BARRY TOMASETTI**
OL. Iowa, 6-3, 249
11. **DENNIS THURMAN**
S. Southern Cal, 5-11, 172.
12. **LEE WASHBURN**
OL. Montana State, 6-6, 253.

1979

(Drafted 27th)

1. **ROBERT SHAW**
C. Tennessee, 6-4, 252.
2. **AARON MITCHELL**
CB. Nevada-Las Vegas, 6-1, 196.
3. **DOUG COSBIE**
TE. Santa Clara, 6-6, 230. Swapped choices with Seattle in BILL GREGORY trade.
4. **RALPH DeLOACH**
DE. California, 6-5, 254.
5. (A) **BOB HUKILL**
OL. North Carolina, 6-5, 250. Choice from Chicago for GOLDEN RICHARDS.
- (B) **CURTIS ANDERSON**
DE. Central State (O), 6-6, 240. Choice from Seattle for EFREN HERRERA.
- (C) **RON SPRINGS**
RB. Ohio State, 6-0, 197
6. (A) **TIM LAVENDER**
CB. So. California, 6-3, 187. Choice from Seattle for BILL GREGORY.
- (B) **MIKE SALZANO**
DL. North Carolina, 6-3, 242. Choice from Denver for JIM JENSEN.

(C) **CHRIS DeFRANCE**

- WR. Arizona St., 6-1, 205.
7. **GREG FITZPATRICK**
LB. Youngstown, 6-2, 227.
8. **BRUCE THORNTON**
DT. Illinois, 6-5, 266.
9. **GARRY COBB**
LB. So. California, 6-2, 209.
10. **MIKE CALHOON**
DT. Notre Dame, 6-4, 228.
12. **QUENTIN LOWRY**
LB. Youngstown, 6-2, 225.

1980

(Drafted Alternately,
23rd, 24th and 25th)

1. **NO CHOICE**
Choice given along with second round choice to Baltimore for JOHN DUTTON.
2. **NO CHOICE**
Choice given along with first round choice to Baltimore for JOHN DUTTON.
3. (A) **BILL ROE**
LB. Colorado, 6-3, 220. Choice from Chicago for GOLDEN RICHARDS.
- (B) **JAMES JONES**
RB. Mississippi State, 5-10, 200.
4. **KURT PETERSEN**
DL. Missouri, 6-5, 255.
5. **GARY HOSEBODD**
QB. Central Michigan, 6-4, 195.
6. **TIMMY NEWSOME**
RB. Winston-Salem St., 6-1, 228.
7. **LESTER BROWN**
RB. Clemson, 5-11, 176.
8. **LARRY SAVAGE**
LB. Michigan State, 6-3, 225.
9. **JACKIE FLOWERS**
WR. Florida State, 6-0, 194.
10. **MATTHEW TEAGUE**
DE. Prairie View A & M, 6-4, 238.
11. **BARY PADJEN**
LB. Arizona State, 6-1, 238.
12. **NORM WELLS**
DT. Northwestern, 6-5, 249.

1981

(Drafted Alternately,
25th and 26th)

1. **HOWARD RICHARDS**
T. Missouri, 6-5, 255.
2. **DOUG DONLEY**
WR. Ohio St., 6-0, 180.
3. **GLEN TITENSOR**
DL. Brigham Young, 6-4, 250.
4. (A) **SCOTT PELLUER**
LB. Wash. St., 6-1, 213 - (Choice from San Francisco for THOMAS HENDERSON).
- (B) **DERRIE NELSON**
LB. Nebraska, 6-2, 217.
5. **DANNY SPRADLIN**
LB. Tennessee, 6-1, 229
6. **VINCE SKILLINGS**
DB. Ohio St., 5-11, 176.
7. (A) **RON FELLOWS**
DB. Missouri, 5-11, 165 - (Choice from Tampa Bay for DAVE STALLS).
- (B) **KEN MILLER**
DB. East Michigan, 5-11, 180
8. **PAUL PIUDROWSKI**
LB. Florida St., 6-2, 219
9. **MIKE WILSON**
WR. Wash. St., 6-3, 202
10. **PAT GRAHAM**
DT. California, 6-3, 257
11. **TIM MORRISON**
G. Georgia, 6-3, 258.
12. **NATE LUNDY**
WR. Indiana, 6-0, 169.

Cowboys 1981 Draft Choices

NAME	POS.	HT.	WT.	BIRTHDATE	COLLEGE	HOW ACQ.
Donley, Doug	WR	6-0	174	2/6/59	Ohio State	D-2
Fellows, Ron	CB	6-0	173	11/7/58	Missouri	D-7A
Graham, Pat	DT	6-3	272	4/21/59	California	D-10
Lundy, Nate	WR	6-0	162	10/15/58	Indiana	D-12
Miller, Ken	CB	6-0	184	6/24/58	Eastern Michigan	D-7B
Morrison, Tim	G	6-3	260	12/10/58	Georgia	D-11
Nelson, Derrie	LB	6-2	216	2/8/58	Nebraska	D-4B
Pelluer, Scott	LB	6-2	215	4/28/59	Washington State	D-4A
Piurowski, Paul	LB	6-3	232	3/16/59	Florida State	D-8
Richards, Howard	T-G	6-6	262	8/7/59	Missouri	D-1
Skillings, Vince	CB	5-11	183	5/3/59	Ohio State	D-6
Spradlin, Danny	LB	6-1	228	3/3/59	Tennessee	D-5
Titensor, Glen	T	6-4	256	2/21/58	Brigham Young	D-3
Wilson, Mike	WR	6-3	210	12/19/58	Washington State	D-9

OTHER COWBOYS WITH NFL EXPERIENCE

RICHARD GRIMMETT, a 6-7, 270-pound tackle (6/23/55), spent the past two seasons on the Cowboys' injured reserve list after suffering preseason knee injuries. Grimmert was Seattle's ninth-round draft choice in '78 from the University of Illinois. He played semipro football in his native Chicago that year, then was signed by the Cowboys as a free agent.

RICK KIRK, a 6-2, 233-pound linebacker (10/2/56), was drafted as a defensive end in the ninth round by Pittsburgh in '79. The former Denison University (Ohio) defensive and offensive lineman made another bid with the Steelers in '80. Kirk distributed a personal highlight film to all 28 NFL teams prior to the '79 draft.

TOM McLAUGHLIN, a 6-foot, 195-pound punter (2/13/56), was a quarterback and punter at Iowa who tried out with Detroit in '78 and New England in '79. He was signed by the Cowboys out of their '81 free agent tryout camp.

RICH PENNELLA is a 6-2, 210-pound punter (10/1/55) who made bids with the New York Jets in '78, Washington in '79 and Kansas City in '80. Pennella was a punter at the University of Louisville.

DON SMEREK, a 6-7, 255-pound defensive lineman (12/20/57), spent the '80 season on the Cowboys' injured reserve list with fractured ribs after making an impressive showing in training camp. Smerek was signed by the Cowboys last year as a free agent from the University of Nevada-Reno.

ALLEN WHITE, 6-2, 196 (5/9/54), was a punter and running back at North Carolina State who tried out as a punter for Washington in training camp in '80. He was signed by the Cowboys as a punter.

Cowboys 1981 Veteran Roster

NO.	NAME	POS.	HT.	WT.	BIRTHDATE	COLLEGE	NFL YEAR
31	Barnes, Benny	CB	6-1	195	3/3/51	Stanford	10
76	Bethea, Larry	DT	6-5	254	7/21/56	Michigan State	4
53	Breunig, Bob	LB	6-2	225	7/4/53	Arizona State	7
59	Brown, Guy	LB	6-4	228	6/1/55	Houston	5
18	Carano, Glenn	QB	6-3	202	11/18/55	Nevada-LV	5
47	Clinkscale, Dextor	S	5-11	189	4/13/58	South Carolina St.	2
61	Cooper, Jim	T	6-5	260	9/28/55	Temple	5
84	Cosbie, Doug	TE	6-6	230	3/27/56	Santa Clara	3
51	Dickerson, Anthony	LB	6-2	214	6/9/57	SMU	2
67	Donovan, Pat	T	6-4	250	7/1/53	Stanford	7
33	Dorsett, Tony	RB	5-11	190	4/7/54	Pittsburgh	5
89	DuPree, Billy Joe	TE	6-4	229	3/7/50	Michigan State	9
78	Dutton, John	DT	6-7	265	2/6/51	Nebraska	8
62	Fitzgerald, John	C	6-5	260	4/16/48	Boston College	11
71	Frederick, Andy	TE	6-6	255	7/25/54	New Mexico	5
58	Hegman, Mike	LB	6-1	225	1/17/53	Tennessee State	6
80	Hill, Tony	WR	6-2	198	6/23/56	Stanford	5
14	Hogeboom, Gary	QB	6-4	201	8/21/58	Central Michigan	2
42	Hughes, Randy	S	6-4	207	4/3/53	Oklahoma	7
57	Huther, Bruce	LB	6-1	220	7/23/54	New Hampshire	5
86	Johnson, Butch	WR	6-1	192	5/28/54	UC-Riverside	6
72	Jones, Ed	DE	6-9	260	2/23/51	Tennessee State	6
23	Jones, James	RB	5-10	201	12/6/58	Mississippi State	2
50	Lewis, D. D.	LB	6-1	215	10/16/45	Mississippi State	13
22	Manning, Wade	CB	5-11	190	7/25/55	Ohio State	2
79	Martin, Harvey	DE	6-5	250	11/16/50	East Texas State	9
34	Mitchell, Aaron	CB	6-1	196	12/15/56	Nevada-LV	3
44	Newhouse, Robert	FB	5-10	215	1/9/50	Houston	10
30	Newsome, Timmy	FB	6-1	227	5/17/58	Winston-Salem State	2
88	Pearson, Drew	WR	6-0	183	1/12/51	Tulsa	9
65	Petersen, Kurt	G	6-4	251	6/17/57	Missouri	2
64	Rafferty, Tom	G	6-3	250	8/2/54	Penn State	6
56	Roe, Bill	LB	6-3	230	2/6/58	Colorado	2
87	Saldi, Jay	TE	6-3	227	10/8/54	South Carolina	6
68	Scott, Herbert	G	6-2	252	1/18/53	Virginia Union	7
1	Septien, Rafael	K	5-9	171	12/12/53	SW Louisiana	5
52	Shaw, Robert	C	6-4	245	10/15/56	Tennessee	3
20	Springs, Ron	FB	6-1	200	11/1/56	Ohio State	3
77	Thornton, Bruce	DE	6-5	265	2/14/58	Illinois	3
32	Thurman, Dennis	S	5-11	170	4/13/56	So. California	4
41	Waters, Charlie	S	6-2	200	9/10/48	Clemson	11
66	Wells, Norm	OL	6-5	261	9/8/57	Northwestern	2
11	White, Danny	QB-P	6-2	192	2/9/52	Arizona State	6
54	White, Randy	DT	6-4	250	1/15/53	Maryland	7
45	Wilson, Steve	CB	5-10	192	8/24/57	Howard	3

Cowboys Honors

PRO BOWL

- 1960 — Jim Doran, WR (1st appearance).
- 1961 — Dick Bielski, TE (1); Don Perkins, RB (1).
- 1962 — Don Bishop, CB (1); Eddie LeBaron, QB (1); Bob Lilly, DE (1); Don Perkins, RB (2); Jerry Tubbs, LB (1).
- 1963 — Sam Baker, K (1); Lee Folkins, TE (1); Don Perkins, RB (3).
- 1964 — Bob Lilly, DT (2); Mel Renfro, S (1).
- 1965 — Cornell Green, CB (1); Mel Renfro, S (2); Chuck Howley, LB (1); George Andrie, DE (1); Bob Lilly, DT (3); Bob Hayes, WR (1).
- 1966 — George Andrie, DE (2); Cornell Green, CB (2); Bob Hayes, WR (2); Chuck Howley, LB (2); Bob Lilly, DT (4); Dave Manders, C (1); Don Meredith, QB (1); Don Perkins, RB (4); Mel Renfro, S (3).
- 1967 — George Andrie, DE (3); Cornell Green, CB (3); Bob Hayes, WR (3); Chuck Howley, LB (3); Lee Roy Jordan, LB (1); Bob Lilly, DT (5); Ralph Neely, T (1); Don Perkins, RB (5); Mel Renfro, S (4).
- 1968 — George Andrie, DE (4); Chuck Howley, LB (4); Lee Roy Jordan, LB (2); Bob Lilly, DT (6); Don Meredith, QB (2); John Niland, G (1); Don Perkins, RB (6); Mel Renfro, S (5).
- 1969 — George Andrie, DE (5); Calvin Hill, RB (1); Chuck Howley, LB (5); Lee Roy Jordan, LB (3); Bob Lilly, DT (7); Ralph Neely, T (2); John Niland, G (2); Mel Renfro, S (6).
- 1970 — Bob Lilly, DT (8); John Niland, G (3); Mel Renfro, CB (7).
- 1971 — Bob Lilly, DT (9); John Niland, G (4); Mel Renfro, CB (8); Cornell Green, S (4); Rayfield Wright, T (1); Roger Staubach, QB (1); Ron Widby, P (1); Chuck Howley, LB (6); Duane Thomas (1, injured).
- 1972 — Bob Lilly, DT (10, injured); Mel Renfro, CB (9); Cornell Green, S (5); John Niland, G (5); Calvin Hill, RB (2); Rayfield Wright, T (2); Walt Garrison (1).
- 1973 — Mel Renfro, CB (10); John Niland, G (6); Rayfield Wright, T (3); Bob Lilly, DT (11, injured); Lee Roy Jordan, LB (4, injured); Calvin Hill, RB (3, injured).
- 1974 — Lee Roy Jordan, LB (5); Rayfield Wright, T (4); Calvin Hill, RB (4); Cliff Harris, S (1); Blaine Nye, G (1); Drew Pearson, WR (1).
- 1975 — Cliff Harris, S (2); Rayfield Wright, T (5).
- 1976 — Billy Joe DuPree, TE (1); Cliff Harris, S (3); Harvey Martin, DE (1); Blaine Nye, G (2); Drew Pearson, WR (2); Roger Staubach, QB (2); Charlie Waters, S (1); Rayfield Wright, T (6).
- 1977 — Billy Joe DuPree, TE (2); Cliff Harris, S (4); Efren Herrera, K (1); Harvey Martin, DE (2); Drew Pearson, WR (3); Roger Staubach, QB (3, injured); Charlie Waters, S (2); Randy White, DT (1).
- 1978 — Tony Dorsett, RB (1); Billy Joe DuPree, TE (3); Cliff Harris, S (5); Thomas Henderson, LB (1); Tony Hill, WR (1); Harvey Martin, DE (3, injured); Roger Staubach, QB (4); Charlie Waters, S (3); Randy White, DT (2, injured).
- 1979 — Bob Breunig, LB (1); Pat Donovan, T (1); Cliff Harris, S (6); Tony Hill, WR (2); Harvey Martin, DE (4); Herbert Scott, G (1); Roger Staubach, QB (5); Randy White, DT (3).
- 1980 — Bob Breunig, LB (2); Pat Donovan, T (2); Herbert Scott, G (2); Randy White, DT (4).

ALL-PRO

- 1962—Don Perkins, RB (1), (AP, NEA); Jerry Tubbs, LB (1), (Sporting News).
- 1963—Chuck Howley, LB (1), (Sporting News).
- 1964—Frank Clarke, TE-WR (1), (AP); Bob Lilly, DT (1), (AP, UPI, NEA); Jim Ridlon, DB (1), (Sporting News).
- 1965—Bob Lilly, DT (2), (AP, UPI, NEA, Sporting News); Mel Renfro, S (1), (NEA, Sporting News); Bob Hayes, WR (1), (Sporting News).

- 1966—Bob Hayes, WR (2), (AP, UPI, NEA, Sporting News); Bob Lilly, DT (3), (AP, UPI, NEA, Sporting News); Chuck Howley, LB (2), (AP, UPI, NEA); Cornell Green, CB (1), (AP, NEA, Sporting News); Dan Reeves, RB (1), (Sporting News); Ralph Neely, T (1), (Sporting News); Lee Roy Jordan, LB (1), (Sporting News).
- 1967—George Andrie, DE (1), (Sporting News); Cornell Green, CB (2), (NEA, UPI, AP, Sporting News); Bob Hayes, WR (3), (Sporting News); Chuck Howley, LB (3), (AP, Sporting News); Bob Lilly, DT (4), (NEA, UPI, AP, Sporting News); Ralph Neely, T (2), (UPI, AP, Sporting News); Mel Renfro, S (2), (Sporting News).
- 1968—Cornell Green, CB (3), (NEA); Bob Hayes, WR (4), (AP); Chuck Howley, LB (4), (AP, NEA); Bob Lilly, DT (5), (AP, UPI, NEA); Ralph Neely, T (3), (AP, UPI, NEA).
- 1969—Cornell Green, CB (4), (UPI); Calvin Hill, RB (1), (AP, UPI); Chuck Howley, LB (5), (AP, UPI, NEA); Bob Lilly, DT (6), (AP, NEA); Ralph Neely, T (4), (AP, UPI, NEA); John Niland, G (1), (AP); Mel Renfro, S (3), (NEA).
- 1970—Chuck Howley, LB (6), (PFWA, AP).
- 1971—Bob Lilly, DT (7), (AP, PFWA, NEA); Mel Renfro, CB (4), (NEA); John Niland, G (2), (AP, PFWA); Rayfield Wright, T (1), (AP, PFWA).
- 1972—Rayfield Wright, T (2), (PFWA, AP, UPI, NEA); John Niland, G (3), (AP); Blaine Nye, G (1), (NEA).
- 1973—Mel Renfro, CB (5), (NEA, PFWA); Rayfield Wright, T (3), (AP, PFWA); Lee Roy Jordan, LB (2), (NEA, PFWA); Calvin Hill, RB (2), (PFWA).
- 1974—Drew Pearson, WR (1), (AP, PFWA).
- 1975—Cliff Harris, S (1), (NEA); Rayfield Wright, T (4), (NEA).
- 1976—Cliff Harris, S (2), (AP, NEA, PFWA); Drew Pearson, WR (2), (AP, PFWA).
- 1977—Cliff Harris, S (3); (AP, NEA, PFWA); Efen Herrera, K (1), (AP, NEA, PFWA); Harvey Martin, DE (1), (AP, NEA, PFWA); Drew Pearson, WR (3), (AP, NEA, PFWA); Charlie Waters, S (1), (PFWA).
- 1978—Cliff Harris, S (4), (AP, PFWA); Charlie Waters, S (2), (NEA, PFWA); Randy White, DT (1), (AP, NEA, PFWA).
- 1979—Randy White, DT (2), (AP, NEA, PFWA).
- 1980—Herbert Scott, G (1), (AP, NEA); Randy White, DT (3), (NEA, PFWA).

Cowboys All-Time College Roster

Abilene Christian 1; Alabama 2; Amherst 1; Arizona 3; Arizona State 2; Auburn 2; Austin College 1; Austin Peay 1; Baylor 6; Bishop 1; Boise State 1; Boston College 2; Boston U. 1; California 1; California Poly 1; Cal-Riverside 1; Central Michigan 1; Central Okla. State 1; Chattanooga 1; City College of Los Angeles 1; Clemson 4; Colorado 3; Colorado State 1; Dayton 1; Duke 1; East Carolina 1; East Texas State 1; Eastern Illinois 1; Elizabeth City State 1; Florida 2; Florida A&M 1; Florida State 2; Fort Valley State 1.

Georgia Tech 4; Hawaii 2; Heidelberg 1; Henderson J.C. 1; Houston 5; Howard 1; Humboldt State 1; Illinois 3; Indiana 1; Iowa 3; Iowa State 3; Jackson State 2; Johnson C. Smith 1; Kansas 1; Kansas State 1; Kentucky 1; Kutztown State 1; Lamar Tech 1; Langston, Okla. 1; Livingston State 1; Long Beach State 3; Louisiana State 2; Marquette 2; Maryland 4; Michigan 2; Michigan State 8; Minnesota 1; Mississippi 2; Mississippi State 3; Mississippi Valley 1; Missouri 1; Montana State 1; Morgan State 1; Naval Academy 1; Nebraska 2; Nevada-Las Vegas 2; New Hampshire 1; New Mexico 3; New Mexico State 1.

North Alabama 1; North Carolina A&T 2; North Carolina State 2; North Texas State 2; Northern Arizona 1; Northern Colorado 1; Northwest Louisiana 1; Northwestern 3; Notre Dame 1; Ohio State 3; Oklahoma 7; Oklahoma State 1; Oregon 6; Oregon State 2; Ouachita Baptist 1; Pacific, Calif. 5; Pacific, Ore. 1; Pennsylvania 1; Penn State 2; Pittsburgh 2; Prairie View 1; Purdue 1; Redlands 1; Rice 6; San Jose State 2; Santa Clara 1; Seattle 1; South Carolina 2; South Carolina St. 1; Southern California 3; Southern Illinois 1; Southern Methodist 10; Southern Mississippi 2; Southern U. 2.

Southwestern Louisiana 2; Stanford 6; Syracuse 2; Temple 1; Tennessee 7; Tennessee State 2; Texas 3; Texas A&M 3; Texas Christian 2; Texas-El Paso 1; Texas Tech 2; Trinity, Tex. 1; Tulsa 5; UCLA 5; Utah 4; Utah State 3; Vanderbilt 2; Villanova 1; Virginia 2; Virginia Union 1; Wake Forest 1; Washington 5; Weber State 1; West Texas State 1; West Virginia 1; Western Illinois 1; Winston-Salem 1; Wisconsin 1; Wyoming 3; Yale 1.

How The Cowboys Were Built

There were 48 players active with the Cowboys in 1980. Here's a look at how they came to Dallas:

FROM THE DRAFT:

1968—D. D. Lewis (6th, Mississippi State); Larry Cole (16th, Hawaii).

1970—Charlie Waters (3rd, Clemson); John Fitzgerald (4th, Boston College).

1972—Robert Newhouse (2nd, Houston).

1973—Billy Joe DuPree (1st, Michigan State); Harvey Martin (3rd, East Texas State).

1974—Ed Jones (1st, Tennessee State); Danny White (3rd, Arizona State).

1975—Randy White (1st, Maryland); Bob Breunig (3rd, Arizona State); Pat Donovan (4th, Stanford); Randy Hughes (4th, Oklahoma); Mike Hegman (7th, Tennessee State); Herbert Scott (13th, Virginia Union).

1976—Butch Johnson (3rd, Cal-Riverside); Tom Rafferty (4th, Penn State).

1977—Tony Dorsett (1st, Pittsburgh); Glenn Carano (2nd, Nevada-Las Vegas); Tony Hill (3rd, Stanford); Guy Brown (4th, Houston); Andy Frederick (5th, New Mexico); Jim Cooper (6th, Temple).

1978—Larry Bethea (1st, Michigan State); Dennis Thurman (11th, Southern California).

1979—Robert Shaw (1st, Tennessee); Aaron Mitchell (2nd, Nevada-Las Vegas); Doug Cosbie (3rd, Santa Clara); Ron Springs (5th, Ohio State); Bruce Thornton (8th, Illinois).

1980—Bill Roe (3rd, Colorado); James Jones (3rd, Mississippi State); Kurt Petersen (4th, Missouri); Gary Hogeboom (5th, Central Michigan); Timmy Newsome (6th, Winston-Salem); Norm Wells (12th, Northwestern).

SIGNED AS FREE AGENTS:

1972—Benny Barnes (Stanford).

1973—Drew Pearson (Tulsa).

1975—Preston Pearson (Illinois, after pre-season release by Pittsburgh Steelers).

1976—Jay Saldi (South Carolina).

1977—Bruce Huther (New Hampshire).

1978—Rafael Septien (SW Louisiana, after pre-season release by Los Angeles Rams).

1979—Steve Wilson (Howard).

1980—Dextor Clinkscale (South Carolina State); Anthony Dickerson (Southern Methodist); Eric Hurt (San Jose State); Roland Solomon (Utah).

OBTAINED IN TRADES:

1979—John Dutton (Nebraska, from Baltimore for Cowboys' 1st and 2nd round draft choices in 1980).



THE OPPONENTS



ED JONES

Atlanta Falcons

(Dallas Leads Series, 7-1)

Year	Site	Winner-Score	Att.
1966	Atlanta	Dallas, 47-14	56,990
1967	Dallas	Dallas, 37-7	54,751
1969	Atlanta	Dallas, 24-17	54,833
1970	Dallas	Dallas, 13-0	53,611
1974	Atlanta	Dallas, 24-0	52,322
1976	Atlanta	Atlanta, 17-10	54,972
1978†	Dallas	Dallas, 27-20	60,338
1981†	Atlanta	Dallas, 30-27	60,022

†NFC Divisional Playoffs

Baltimore Colts

(Dallas Leads Series, 4-3)

Year	Site	Winner-Score	Att.
1960	Dallas	Balt., 45-7	25,500
1967	Balt.	Balt., 23-17	60,238
1969	Dallas	Dallas, 27-10	63,191
1970†	Miami	Balt., 16-13	80,055
1972	Balt.	Dallas, 21-0	58,992
1976	Dallas	Dallas, 30-27	64,237
1978	Dallas	Dallas, 38-0	64,224

1981 Dec. 6 at Baltimore

†Super Bowl Jan. 17, 1971

BALTIMORE COLTS

'80 Results (7-9)

17	@ N.Y. Jets	14
17	Pittsburgh	20
16	@ Houston	21
35	N.Y. Jets	21
30	@ Miami	17
17	@ Buffalo	12
21	New England	37
10	St. Louis	17
31	@ Kansas City	24
27	Cleveland	28
10	@ Detroit	9
21	@ N. England	47
28	Buffalo	24
33	@ Cincinnati	34
14	Miami	24
28	Kansas City	38
355		387

'81 Schedule

Sept. 6—@ N. Eng.
Sept. 13—Buffalo
Sept. 20—@ Denver
Sept. 27—Miami
Oct. 4—@ Buffalo
Oct. 11—Cincinnati
Oct. 18—San Diego
Oct. 25—@ Cleve.
Nov. 1—@ Miami
Nov. 8—N.Y. Jets
Nov. 15—@ Phila.
Nov. 22—St. Louis
Nov. 29—@ N.Y. J.
Dec. 6—DALLAS
Dec. 13—@ Wash.
Dec. 20—N. Eng.

Buffalo Bills

(Dallas Leads Series, 2-0)

Year	Site	Winner-Score	Att.
1971	Buffalo	Dallas, 49-37	46,206
1976	Dallas	Dallas, 17-10	51,779
1981	Nov. 9 at Dallas		

BUFFALO BILLS

'80 Results (11-5)

17	Miami	7
20	N.Y. Jets	10
25	@ N. Orleans	26
34	Oakland	7
26	@ San Diego	24
12	Baltimore	17
14	@ Miami	17
31	New England	13
14	Atlanta	30
31	@ N.Y. Jets	24
14	@ Cincinnati	0
28	Pittsburgh	13
24	@ Baltimore	28
10	Los Angeles	7
2	@ N. England	24
18	@ S. Fran.	13
320		260

'81 Schedule

Sept. 6—N.Y. Jets
Sept. 13—@ Balti.
Sept. 17—Phila.
Sept. 27—@ Cinci.
Oct. 4—Baltimore
Oct. 12—Miami
Oct. 18—@ N.Y. J.
Oct. 25—Denver
Nov. 1—Cleveland
Nov. 9—@ DALLAS
Nov. 15—@ St. L.
Nov. 22—N. Eng.
Nov. 29—Wash.
Dec. 6—@ S. Diego
Dec. 13—@ N. Eng.
Dec. 19—@ Miami



Waters intercepts in '77 playoffs against Bears.

Chicago Bears

(Dallas Leads Series, 6-3)

Year	Site	Winner-Score	Att.
1960	Chicago	Chicago, 17-7	39,951
1962	Dallas	Chicago, 34-33	12,692
1964	Chicago	Dallas, 24-10	47,527
1968	Chicago	Dallas, 34-3	46,667
1971	Chicago	Chicago, 23-19	55,049
1973	Chicago	Dallas, 20-17	55,701
1976	Dallas	Dallas, 31-21	61,346
1977*	Dallas	Dallas, 37-7	62,920
1979	Dallas	Dallas, 24-20	64,056

1981 Nov. 26 at Dallas

*NFC Divisional Playoffs

CHICAGO BEARS

'80 Results (7-9)

6	@ Green Bay	12
22	New Orleans	3
14	Minnesota	34
3	@ Pittsburgh	38
23	Tampa Bay	0
7	@ Minnesota	13
24	Detroit	7
14	@ Phila.	17
21	@ Cleveland	27
35	Washington	21
6	Houston	10
17	@ Atlanta	28
23	@ Detroit	17
61	Green Bay	7
14	Cincinnati	17
14	@ Tampa Bay	13
304		264

'81 Schedule

Sept. 6	—Green Bay
Sept. 13	—@ S. F.
Sept. 20	—Tampa B.
Sept. 28	—L. A.
Oct. 4	—@ Minn.
Oct. 11	—Wash.
Oct. 19	—@ Detroit
Oct. 25	—San Diego
Nov. 1	—@ T. Bay
Nov. 8	—@ K. City
Nov. 15	—@ G. Bay
Nov. 22	—Detroit
Nov. 26	—@ DAL.
Dec. 6	—Minnesota
Dec. 13	—@ Oak.
Dec. 20	—Denver

Denver Broncos

(Dallas Leads Series, 3-1)

Year	Site	Winner-Score	Att.
1973	Denver	Dallas, 22-10	51,706
1977	Dallas	Dallas, 14-6	63,752
1978*	N. Orleans	Dallas, 27-10	76,400
1980	Denver	Denver, 41-20	74,919

*Super Bowl XII, Jan. 15, 1978



Meredith launches pass to Perkins in '68 win over Detroit.

Cincinnati Bengals

(Dallas Leads Series, 2-0)

Year	Site	Winner-Score	Att.
1973	Dallas	Dallas, 38-10	58,802
1979	Dallas	Dallas, 38-13	63,179

Cleveland Browns

(Cleveland Leads Series, 15-7)

Year	Site	Winner-Score	Att.
1960	Dallas	Cleve., 48-7	28,500
1961	Cleve.	Cleve., 25-7	43,638
1961	Dallas	Cleve., 38-17	23,500
1962	Cleve.	Cleve., 19-10	44,040
1962	Dallas	Dallas, 45-21	24,226
1963	Dallas	Cleve., 41-24	28,710
1963	Cleve.	Cleve., 27-17	55,096
1964	Cleve.	Cleve., 27-6	72,062
1964	Dallas	Cleve., 20-16	37,456
1965	Cleve.	Cleve., 23-17	80,451
1965	Dallas	Cleve., 24-17	76,251
1966	Cleve.	Cleve., 30-21	84,721
1966	Dallas	Dallas, 26-14	80,259
1967	Cleve.	Dallas, 21-14	81,039
1967*	Dallas	Dallas, 52-14	70,786
1968	Dallas	Dallas, 28-7	68,733
1968*	Cleve.	Cleve., 31-20	81,497
1969	Cleve.	Cleve., 42-10	84,850
1969*	Dallas	Cleve., 38-14	69,321
1970	Cleve.	Dallas, 6-2	75,458
1974	Dallas	Dallas, 41-17	48,754
1979	Cleve.	Cleve., 26-7	80,123

*Eastern Conference Championship Game

Detroit Lions

(Dallas Leads Series, 6-1)

Year	Site	Winner-Score	Att.
1960	Detroit	Detroit, 23-14	43,272
1963	Dallas	Dallas, 17-14	27,264
1968	Dallas	Dallas, 59-13	61,382
1970*	Dallas	Dallas, 5-0	73,167
1972	Dallas	Dallas, 28-24	65,378
1975	Detroit	Dallas, 36-10	79,784
1977	Dallas	Dallas, 37-0	63,160

1981 Nov. 15 at Detroit

*Divisional Playoff Game

DETROIT LIONS

'80 Results (9-7)

41	@ L. Angeles	20
29	v. G.B. (Mil.)	7
20	St. Louis	7
27	Minnesota	7
28	@ Atlanta	43
24	New Orleans	13
7	@ Chicago	24
17	@ Kansas C.	20
17	San Francisco	13
0	@ Minnesota	34
9	Baltimore	10
24	@ Tampa Bay	10
17	Chicago	23
23	@ St. Louis	24
27	Tampa Bay	14
24	Green Bay	3
334		272

'81 Schedule

Sept. 6	—S. Fran.
Sept. 13	—@ S. D.
Sept. 20	—@ Minn.
Sept. 27	—Oakland
Oct. 4	—@ T. Bay
Oct. 11	—@ Denver
Oct. 19	—Chicago
Oct. 25	—Green Bay
Nov. 1	—@ L. A.
Nov. 8	—@ Wash.
Nov. 15	—DALLAS
Nov. 22	—@ Chicago
Nov. 26	—Kans. City
Dec. 6	—@ G. Bay
Dec. 12	—Minnesota
Dec. 20	—Tampa Bay



Clinkscale picks off pass against Rams in '80 playoffs.

Green Bay Packers

(Green Bay Leads Series, 8-3)

Year	Site	Winner-Score	Att.
1960	Green Bay	Gr. Bay, 41-7	32,294
1964	Dallas	Gr. Bay, 45-21	44,975
1965	Milw.	Gr. Bay, 13-3	48,311
1966*	Dallas	Gr. Bay, 34-27	75,504
1967*	Green Bay	Gr. Bay, 21-17	50,861
1968	Dallas	Gr. Bay, 28-17	74,604
1970	Dallas	Dallas, 16-3	67,182
1972	Milw.	Gr. Bay, 16-14	47,103
1975	Dallas	Gr. Bay, 19-17	64,934
1978	Milw.	Dallas, 42-14	55,256
1980	Milw.	Dallas, 28-7	54,776

*NFL Championship Game

Houston Oilers

(Dallas Leads Series, 2-1)

Year	Site	Winner-Score	Att.
1970	Dallas	Dallas, 52-10	50,504
1974	Houston	Dallas, 10-0	49,775
1979	Dallas	Houston, 30-24	63,897

Kansas City Chiefs

(Series Tied, 1-1)

Year	Site	Winner-Score	Att.
1970	Kan. City	Dallas, 27-16	51,158
1975	Dallas	Kan. City, 34-31	63,539

Los Angeles Rams

(Los Angeles Leads Series, 9-7)

Year	Site	Winner-Score	Att.
1960	Dallas	L.A., 38-13	16,000
1962	L.A.	Dallas, 27-17	26,907
1967	Dallas	L.A., 35-13	75,229
1969	L.A.	L.A., 24-23	79,105
1971	Dallas	Dallas, 28-21	66,595
1973	L.A.	L.A., 37-31	81,428
1973†	Dallas	Dallas, 27-16	64,291
1975	Dallas	Dallas, 18-7	49,091
1975‡	L.A.	Dallas, 37-7	84,483
1976†	Dallas	L.A., 14-12	62,436
1978	L.A.	L.A., 27-14	65,749
1978‡	L.A.	Dallas, 28-0	67,470
1979	Dallas	Dallas, 30-6	64,462
1979†	Dallas	L.A., 21-19	64,792
1980	L.A.	L.A., 38-14	62,548
1980§	Dallas	Dallas, 34-13	64,533

1981 Oct. 18 at Dallas

§Wild Card Game

†Divisional Playoff Game

‡NFC Championship Game

LOS ANGELES RAMS

'80 Results (11-5)

20	Detroit	41
9	@ Tampa Bay	10
51	Green Bay	21
28	@ N.Y. Giants	7
48	San Francisco	26
21	@ St. Louis	13
31	@ S. Fran.	17
10	@ Atlanta	13
45	New Orleans	31
14	Miami	35
17	@ N. England	14
27	@ N. Orleans	7
38	N.Y. Jets	13
7	@ Buffalo	10
38	DALLAS	14
20	Atlanta	17
424		289

'81 Schedule

Sept. 6	-Houston
Sept. 13	@ N.O.
Sept. 20	-G. Bay
Sept. 28	@ Chi.
Oct. 4	-Cleveland
Oct. 11	@ Atlanta
Oct. 18	@ DAL.
Oct. 25	@ S. F.
Nov. 1	-Detroit
Nov. 8	-N. Orleans
Nov. 15	@ Cin.
Nov. 22	-S. Fran.
Nov. 29	@ Pitts.
Dec. 6	@ N.Y. G.
Dec. 14	-Atlanta
Dec. 20	-Wash.

Miami Dolphins

(Miami Leads Series, 2-1)

Year	Site	Winner-Score	Att.
1971*	N. Orleans	Dallas, 24-3	81,035
1973	Dallas	Miami, 14-7	64,100
1978	Miami	Miami, 23-16	69,414

1981 Oct. 25 at Dallas

*Super Bowl VI, Jan. 16, 1972

MIAMI DOLPHINS

'80 Results (8-8)

7	@ Buffalo	17
17	Cincinnati	16
20	@ Atlanta	17
21	New Orleans	16
17	Baltimore	30
0	@ N. England	34
17	Buffalo	14
17	@ N.Y. Jets	20
10	@ Oakland	16
35	@ L. Angeles	14
17	San Francisco	13
24	San Diego	27
10	@ Pittsburgh	23
20	New England	17
24	@ Baltimore	14
17	N.Y. Jets	24
273		312

'81 Schedule

Sept. 6—@ St. L.
Sept. 10—Pitts.
Sept. 20—@ Hous.
Sept. 27—@ Balt.
Oct. 4—N.Y. Jets
Oct. 12—@ Buffalo
Oct. 18—Wash.
Oct. 25—@ DAL.
Nov. 1—Baltimore
Nov. 8—@ N. Eng.
Nov. 15—Oakland
Nov. 22—@ N.Y. J.
Nov. 30—Phila.
Dec. 6—N. England
Dec. 13—@ K. City
Dec. 19—Buffalo



Lilly celebrates Super Bowl VI victory over Miami.

Minnesota Vikings

(Dallas Leads Series, 9-4)

Year	Site	Winner-Score	Att.
1961	Dallas	Dallas, 21-7	20,500
1961	Minn.	Dallas, 28-0	33,070
1966	Dallas	Dallas, 28-17	64,116
1968	Dallas	Dallas, 20-7	47,644
1970	Minn.	Minn., 54-13	47,900
1971*	Minn.	Dallas, 20-12	49,100
1973†	Dallas	Minn., 27-10	64,524
1974	Dallas	Minn., 23-21	57,847
1975*	Minn.	Dallas, 17-14	48,341
1977	Minn.	Dallas, 16-10(OT)	47,678
1977†	Dallas	Dallas, 23-6	61,968
1978	Dallas	Minn., 21-10	61,848
1979	Minn.	Dallas, 36-20	47,572

*Divisional Playoff Game

†NFC Championship Game

New England Patriots

(Dallas Leads Series, 3-0)

Year	Site	Winner-Score	Att.
1971	Dallas	Dallas, 44-21	65,708
1975	N. Eng.	Dallas, 34-31	60,905
1978	Dallas	Dallas, 17-10	63,263
1981	Sept. 21 at New England		

NEW ENGLAND PATRIOTS

'80 Results (10-6)

34	Cleveland	17
21	Atlanta	37
37	@ Seattle	31
23	Denver	14
21	@ N.Y. Jets	11
34	Miami	0
37	@ Baltimore	21
13	@ Buffalo	31
34	N.Y. Jets	21
34	@ Houston	38
24	Los Angeles	17
47	Baltimore	21
17	@ S. Fran.	21
17	@ Miami	20
24	Buffalo	2
38	@ N. Orleans	27
455		329

'81 Schedule

Sept. 6—Baltimore
Sept. 13—@ Phila.
Sept. 21—DALLAS
Sept. 27—@ Pitts.
Oct. 4—Kans. City
Oct. 11—@ N.Y. J.
Oct. 18—Houston
Oct. 25—@ Wash.
Nov. 1—@ Oakland
Nov. 8—Miami
Nov. 15—N.Y. Jets
Nov. 22—@ Buffalo
Nov. 29—St. Louis
Dec. 6—@ Miami
Dec. 13—Buffalo
Dec. 20—@ Balt.

New Orleans Saints

(Dallas Leads Series, 8-1)

Year	Site	Winner-Score	Att.
1967	Dallas	Dallas, 14-10	52,562
1967	N. O.	Dallas, 27-10	83,437
1968	N. O.	Dallas, 17-3	84,728
1969	N. O.	Dallas, 21-17	79,567
1969	Dallas	Dallas, 33-17	68,282
1971	N. O.	N. O., 24-14	83,088
1973	Dallas	Dallas, 40-3	53,972
1976	N. O.	Dallas, 24-6	61,413
1978	Dallas	Dallas, 27-7	57,920



Hayes breaks loose in '65 Cotton Bowl contest versus Giants.

New York Giants Cont.

1964	Dallas	Tie, 13-13	33,225
1964	New York	Dallas, 31-21	63,031
1965	Dallas	Dallas, 31-2	59,366
1965	New York	Dallas, 38-20	62,871
1966	Dallas	Dallas, 52-7	60,010
1966	New York	Dallas, 17-7	62,735
1967	Dallas	Dallas, 38-24	66,209
1968	Dallas	New York, 27-21	72,163
1968	New York	Dallas, 28-10	62,617
1969	Dallas	Dallas, 25-3	58,964
1970	Dallas	Dallas, 28-10	57,236
1970	New York	New York, 23-20	62,938
1971	Dallas	Dallas, 20-13	68,378
1971	New York	Dallas, 42-14	62,815
1972	New York	Dallas, 23-14	62,725
1972	Dallas	New York, 23-3	64,602
1973	Dallas	Dallas, 45-28	64,898
1973	N. Haven	Dallas, 23-10	70,128
1974	Dallas	New York, 14-6	46,353
1974	N. Haven	Dallas, 21-7	61,191
1975	New York	Dallas, 13-7	56,511
1975	Dallas	Dallas, 14-3	53,329
1976	New York	Dallas, 24-14	76,042
1976	Dallas	Dallas, 9-3	58,870
1977	Dallas	Dallas, 41-21	64,215
1977	New York	Dallas, 24-10	74,532
1978	New York	Dallas, 34-24	73,265
1978	Dallas	Dallas, 24-3	64,869
1979	New York	Dallas, 16-14	76,490
1979	Dallas	Dallas, 28-7	63,787
1980	Dallas	Dallas, 24-3	59,126
1980	New York	New York, 38-35	68,343
1981	Sept. 27 at Dallas		
1981	Dec. 19 at New York		

New York Giants

(Dallas Leads Series, 27-10-2)

Year	Site	Winner-Score	Att.
1960	New York	Tie, 31-31	55,033
1961	Dallas	New York, 31-10	41,500
1961	New York	Dallas, 17-16	60,254
1962	Dallas	New York, 41-10	45,668
1962	New York	New York, 41-31	62,694
1963	New York	New York, 37-21	62,889
1963	Dallas	New York, 34-27	29,635

Continued

NEW YORK GIANTS

'80 Results (4-12)

41	@ St. Louis	35
21	Washington	23
3	@ Phila.	35
7	Los Angeles	28
3	@ Dallas	24
16	Philadelphia	31
7	@ San Diego	44
9	Denver	14
13	@ Tampa Bay	30
38	DALLAS	35
27	Green Bay	21
0	@ S. Fran.	12
7	St. Louis	23
27	@ Seattle	21
13	@ Wash.	16
17	Oakland	33
249		425

'81 Schedule

Sept. 6—Phila.
Sept. 13—@ Wash.
Sept. 20—N. O.
Sept. 27—@ DAL.
Oct. 4—Green Bay
Oct. 11—St. Louis
Oct. 18—@ Seattle
Oct. 25—@ Atlanta
Nov. 1—N.Y. Jets
Nov. 8—v. G. B. (M.)
Nov. 15—Wash.
Nov. 22—@ Phila.
Nov. 29—@ S. F.
Dec. 6—Los Angeles
Dec. 13—@ St. L.
Dec. 19—DALLAS

New York Jets

(Dallas Leads Series, 3-0)

Year	Site	Winner-Score	Att.
1971	Dallas	Dallas, 52-10	66,689
1975	New York	Dallas, 31-21	37,279
1978	New York	Dallas, 30-7	52,532

Oakland Raiders

(Series Tied, 1-1)

Year	Site	Winner-Score	Att.
1974	Oakland	Oakland, 27-23	45,850
1980	Oakland	Dallas, 19-13	53,194

Philadelphia Eagles

(Dallas Leads Series, 27-15)

Year	Site	Winner-Score	Att.
1960	Dallas	Phil., 27-25	18,500
1961	Dallas	Phil., 43-7	25,000
1961	Phil.	Phil., 35-13	60,127
1962	Dallas	Dallas, 41-19	18,645
1962	Phil.	Phil., 28-14	58,070
1963	Phil.	Phil., 24-21	60,671
1963	Dallas	Dallas, 27-20	23,694
1964	Dallas	Phil., 17-14	55,972
1964	Phil.	Phil., 24-14	60,671
1965	Dallas	Phil., 35-24	56,249
1965	Phil.	Dallas, 21-19	54,714
1966	Dallas	Dallas, 56-7	69,372
1966	Phil.	Phil., 24-23	60,658
1967	Phil.	Phil., 21-14	60,740
1967	Dallas	Dallas, 38-17	55,834
1968	Phil.	Dallas, 45-13	60,858
1968	Dallas	Dallas, 34-14	72,083
1969	Phil.	Dallas, 38-7	60,658
1969	Dallas	Dallas, 49-14	71,509
1970	Phil.	Dallas, 17-7	59,728
1970	Dallas	Dallas, 21-17	55,736
1971	Phil.	Dallas, 42-7	65,358
1971	Dallas	Dallas, 20-7	60,178
1972	Dallas	Dallas, 28-6	55,850
1972	Phil.	Dallas, 28-7	65,720
1973	Phil.	Phil., 30-16	65,954
1973	Dallas	Dallas, 31-10	61,985
1974	Phil.	Phil., 13-10	64,088
1974	Dallas	Dallas, 31-24	43,586
1975	Phil.	Dallas, 20-17	64,889
1975	Dallas	Dallas, 27-17	57,893

Continued

PHILADELPHIA EAGLES

'80 Results (12-4)

27	Denver	6
42	@ Minnesota	7
35	N.Y. Giants	3
14	@ St. Louis	24
24	Washington	14
31	@ N.Y. Gts.	16
17	DALLAS	10
17	Chicago	14
27	@ Seattle	20
34	@ N. Orleans	21
24	@ Washington	0
10	Oakland	7
21	@ San Diego	22
17	Atlanta	20
17	St. Louis	3
27	@ DALLAS	35
384		222

'81 Schedule

Sept. 6	@ N.Y. G.
Sept. 13	-N. Eng.
Sept. 17	@ Buff.
Sept. 27	-Wash.
Oct. 5	-Atlanta
Oct. 11	@ N.O.
Oct. 18	@ Minn.
Oct. 25	-T. Bay
Nov. 1	-DALLAS
Nov. 8	@ St. Louis
Nov. 15	-Baltimore
Nov. 22	-N.Y. Gts.
Nov. 30	@ Miami
Dec. 6	@ Wash.
Dec. 13	@ DAL.
Dec. 20	-St. Louis

Philadelphia Eagles Cont.

1976	Dallas	Dallas, 27-7	54,052
1976	Phil.	Dallas, 26-7	55,072
1977	Phil.	Dallas, 16-10	65,507
1977	Dallas	Dallas, 24-14	60,289
1978	Dallas	Dallas, 14-7	60,525
1978	Phil.	Dallas, 31-13	64,667
1979	Dallas	Phil., 31-21	62,417
1979	Phil.	Dallas, 24-17	71,434
1980	Phil.	Phil., 17-10	70,696
1980	Dallas	Dallas, 35-27	62,548
1981†	Phil.	Phil., 20-7	70,696

1981 Nov. 1 at Philadelphia

1981 Dec. 13 at Dallas

†NFC Championship Game



Pugh and Cole close in on Snead in '70 triumph over Eagles.

Pittsburgh Steelers

(Pittsburgh Leads Series, 11-10)

Year	Site	Winner-Score	Att.
1960	Dallas	Pitts., 35-28	30,000
1961	Dallas	Dallas, 27-24	23,500
1961	Pitts.	Pitts., 37-7	17,519
1962	Dallas	Pitts., 30-28	19,478
1962	Pitts.	Dallas, 42-27	23,106
1963	Pitts.	Pitts., 27-21	19,047
1963	Dallas	Pitts., 24-19	24,136
1964	Pitts.	Pitts., 23-17	35,594
1964	Dallas	Dallas, 17-14	35,271
1965	Pitts.	Pitts., 22-13	37,804
1965	Dallas	Dallas, 24-17	57,293
1966	Dallas	Dallas, 52-21	58,453
1966	Pitts.	Dallas, 20-7	42,185
1967	Pitts.	Dallas, 24-21	39,641
1968	Dallas	Dallas, 28-7	55,069
1969	Pitts.	Dallas, 10-7	24,990
1972	Dallas	Dallas, 17-13	65,682
1975*	Miami	Pitts., 21-17	80,187
1977	Pitts.	Pitts., 28-13	49,761
1978†	Miami	Pitts., 35-31	78,656
1979	Pitts.	Pitts., 14-3	50,199

*Super Bowl X, Jan. 18, 1976

†Super Bowl XIII, Jan. 21, 1979

St. Louis Cardinals

(Dallas Leads Series, 23-14-1)

Year	Site	Winner-Score	Att.
1960	St. Louis	St. Louis, 12-10	23,128
1961	Dallas	St. Louis, 31-17	20,500
1961	St. Louis	St. Louis, 31-13	15,384
1962	Dallas	St. Louis, 28-24	16,027
1962	St. Louis	St. Louis, 52-20	14,201
1963	Dallas	St. Louis, 34-7	36,432
1963	St. Louis	Dallas, 28-24	12,695
1964	Dallas	St. Louis, 16-6	36,605
1964	St. Louis	Dallas, 31-13	28,253
1965	St. Louis	St. Louis, 20-13	32,034
1965	Dallas	Dallas, 27-13	38,499
1966	St. Louis	Tie, 10-10	50,673
1966	Dallas	Dallas, 31-17	76,965
1967	Dallas	Dallas, 46-21	68,787
1968	Dallas	Dallas, 27-10	48,296
1969	Dallas	Dallas, 24-3	62,134
1970	St. Louis	St. Louis, 20-7	50,780
1970	Dallas	St. Louis, 38-0	69,323
1971	St. Louis	Dallas, 16-13	50,486
1971	Dallas	Dallas, 31-12	66,672
1972	Dallas	Dallas, 33-24	65,218
1972	St. Louis	Dallas, 27-6	49,787
1973	Dallas	Dallas, 45-10	64,729
1973	St. Louis	Dallas, 30-3	43,946
1974	St. Louis	St. Louis, 31-28	49,885
1974	Dallas	Dallas, 17-14	64,146
1975	Dallas	Dallas, 37-31	52,417
1975	St. Louis	St. Louis, 31-17	49,701
1976	St. Louis	St. Louis, 21-17	50,317
1976	Dallas	Dallas, 19-14	62,498
1977	St. Louis	Dallas, 30-24	50,129

Continued

St. Louis Cardinals Cont.

1977	Dallas	St. Louis, 24-17	64,038
1978	Dallas	Dallas, 21-12	62,760
1978	St. Louis	Dallas, 24-21 OT	48,991
1979	St. Louis	Dallas, 22-21	50,855
1979	Dallas	Dallas, 22-13	64,300
1980	St. Louis	Dallas, 27-24	50,701
1980	Dallas	Dallas, 31-21	52,567
1981	Sept. 13 at Dallas		
1981	Oct. 4 at St. Louis		

San Francisco 49ers

(Dallas Leads Series, 8-4-1)

Year	Site	Winner-Score	Att.
1960	Dallas	San Fran., 26-14	10,000
1963	San Fran.	San Fran., 31-24	29,563
1965	Dallas	Dallas, 39-31	39,677
1967	San Fran.	San Fran., 24-16	27,182
1969	Dallas	Tie, 24-24	62,348
1970*	San Fran.	Dallas, 17-10	59,625
1971†	Dallas	Dallas, 14-3	66,311
1972	Dallas	San Fran., 31-10	65,124
1972*	San Fran.	Dallas, 30-28	61,214
1974	Dallas	Dallas, 20-14	50,018
1977	San Fran.	Dallas, 42-35	55,848
1979	San Fran.	Dallas, 21-13	56,728
1980	Dallas	Dallas, 59-14	63,399

1981 Oct. 11 at San Francisco

*Divisional Playoff Game

†NFC Championship Game

ST. LOUIS CARDINALS

'80 Results (5-11)		'81 Schedule	
35	N.Y. Giants	41	Sept. 6—Miami
21	@ S. Fran.	24	Sept. 13—@ DAL.
7	@ Detroit	20	Sept. 20—Wash.
24	Philadelphia	14	Sept. 27—@ T. Bay
40	@ N. Orleans	7	Oct. 4—DALLAS
13	Los Angeles	21	Oct. 11—@ N.Y. G.
0	@ Washington	23	Oct. 18—@ Atlanta
17	@ Baltimore	10	Oct. 25—Minnesota
24	DALLAS	27	Nov. 1—@ Wash.
27	Atlanta	33	Nov. 8—Phila.
21	@ DALLAS	31	Nov. 15—Buffalo
13	Kansas City	21	Nov. 22—@ Balt.
23	@ N.Y. Gts.	7	Nov. 29—@ N. Eng.
24	Detroit	23	Dec. 6—N. Orleans
3	@ Phila.	17	Dec. 13—N.Y. Gts.
7	Washington	31	Dec. 20—@ Phila.
299		350	

SAN FRANCISCO 49ers

'80 Results (6-10)		'81 Schedule	
26	@ N. Orleans	23	Sept. 6—@ Detroit
24	St. Louis	21	Sept. 13—Chicago
37	@ N.Y. Jets	27	Sept. 20—@ Atlnt.
17	Atlanta	20	Sept. 27—N.O.
26	@ L. Angeles	48	Oct. 4—@ Wash.
14	@ DALLAS	59	Oct. 11—DALLAS
17	Los Angeles	31	Oct. 18—G.B. (M.)
23	Tampa Bay	24	Oct. 25—L. Angeles
13	@ Detroit	17	Nov. 1—@ Pitts.
16	v. G.B. (M.)	23	Nov. 8—Atlanta
13	@ Miami	17	Nov. 15—Cleveland
12	N.Y. Giants	0	Nov. 22—@ L.A.
21	New England	17	Nov. 29—N.Y. Gts.
38	New Orleans	35	Dec. 6—@ Cinci.
10	@ Atlanta	35	Dec. 13—Houston
13	Buffalo	18	Dec. 20—@ N.O.
320		415	

San Diego Chargers

(Dallas Leads Series, 2-0)

Year	Site	Winner-Score	Att.
1972	San Diego	Dallas, 34-28	54,476
1980	Dallas	Dallas, 42-31	60,639

Seattle Seahawks

(Dallas Leads Series, 2-0)

Year	Site	Winner-Score	Att.
1976	Seattle	Dallas, 28-13	62,027
1980	Dallas	Dallas, 51-7	57,540

Tampa Bay Buccaneers

(Dallas Leads Series, 2-0)


Year	Site	Winner-Score	Att.
1977	Dallas	Dallas, 23-7	55,316
1980	Dallas	Dallas, 28-17	62,750

Washington Redskins

(Dallas Leads Series, 24-16-2)

Year	Site	Winner-Score	Att.
1960	Wash.	Wash., 26-14	21,142
1961	Dallas	Tie, 28-28	17,500
1961	Wash.	Wash., 34-24	21,451
1962	Dallas	Tie, 35-35	15,730
1962	Wash.	Dallas, 38-10	49,888
1963	Wash.	Wash., 21-17	40,101
1963	Dallas	Dallas, 35-20	18,838
1964	Dallas	Dallas, 24-18	25,158
1964	Wash.	Wash., 28-16	49,219
1965	Dallas	Dallas, 27-7	61,577
1965	Wash.	Wash., 34-31	50,205
1966	Wash.	Dallas, 31-30	50,927
1966	Dallas	Wash., 34-31	64,198
1967	Wash.	Dallas, 17-14	50,566
1967	Dallas	Wash., 27-20	75,538
1968	Wash.	Dallas, 44-24	50,816
1968	Dallas	Dallas, 29-20	66,076
1969	Wash.	Dallas, 41-28	50,474
1969	Dallas	Dallas, 20-10	56,924
1970	Wash.	Dallas, 45-21	50,415
1970	Dallas	Dallas, 34-0	57,936

Continued



Don Perkins heads upfield in 1964 win over Redskins.

Washington Redskins Cont.

1971	Dallas	Wash., 20-16	72,000
1971	Wash.	Dallas, 13-0	53,041
1972	Wash.	Wash., 24-20	53,039
1972	Dallas	Dallas, 34-24	65,136
1972*	Wash.	Wash., 26-3	53,129
1973	Wash.	Wash., 14-7	54,314
1973	Dallas	Dallas, 27-7	64,458
1974	Wash.	Wash., 28-21	54,395
1974	Dallas	Dallas, 24-23	63,243
1975	Wash.	Wash, 30-24 (OT)	55,004
1975	Dallas	Dallas, 31-10	61,091
1976	Wash.	Dallas, 20-7	55,004
1976	Dallas	Wash., 27-14	59,916
1977	Dallas	Dallas, 34-16	62,115
1977	Wash.	Dallas, 14-7	55,031
1978	Wash.	Wash., 9-5	55,031
1978	Dallas	Dallas, 37-10	64,905
1979	Wash.	Wash., 34-20	55,031
1979	Dallas	Dallas, 35-34	62,867
1980	Wash.	Dallas, 17-3	55,045
1980	Dallas	Dallas, 14-10	58,809

1981 Sept. 6 at Washington

1981 Nov. 22 at Dallas

*NFC Championship Game

WASHINGTON REDSKINS

'80 Results (6-10)

3	DALLAS	17
23	@ N.Y. Gts.	21
21	@ Oakland	24
0	Seattle	14
14	@ Phila.	24
17	@ Denver	20
23	St. Louis	0
22	New Orleans	14
14	Minnesota	39
21	@ Chicago	35
0	Philadelphia	24
10	@ DALLAS	14
6	@ Atlanta	10
40	San Diego	17
16	N.Y. Giants	13
31	@ St. Louis	7
261		

'81 Schedule

Sept. 6—DALLAS
Sept. 13—N.Y. Gts.
Sept. 20—@ St. L.
Sept. 27—@ Phila.
Oct. 4—S. Fran.
Oct. 11—@ Chicago
Oct. 18—@ Miami
Oct. 25—N. England
Nov. 1—St. Louis
Nov. 8—Detroit
Nov. 15—@ N.Y. G.
Nov. 22—@ DAL.
Nov. 29—@ Buffalo
Dec. 6—Phila.
Dec. 13—Baltimore
Dec. 20—@ L. A.
293

The 1980 Season At A Glance

Cowboys 17, Redskins 3

At Washington, September 8

DALLAS	7	3	0	7-17
WASHINGTON	0	0	0	3-3
Cowboys — Dorsett 6 run (Septien kick)				
Cowboys — FG Septien 19				
Redskins — FG Moseley 45				
Cowboys — Springs 4 run (Septien kick)				

Attendance — 55,045

	Cowboys	Redskins
First Downs	17	14
Total Net Yards	284	239
Net Yards Rushing	177	58
Net Yards Passing	107	181
Passes	10-18	19-34
Passes Intercepted By	1	2
Punts-Average	4-55.5	4-26.0
Fumbles-Lost	1-0	2-0
Penalties-Yards	6-50	5-45

Rushing

Cowboys — Dorsett, 17 for 66, 1 touchdown; Springs, 14 for 50, 1 touchdown; J. Jones, 10 for 45; Newhouse, 2 for 9; DuPree, 1 for 7.
Redskins — Harmon, 7 for 39; Hardeman, 6 for 11; Theismann, 2 for 7; Jackson, 2 for 1; Forte, 3 for 0.

Passing

Cowboys — White, 10 of 18 for 107 yards, 2 interceptions.
Redskins — Theismann, 19 of 34 for 190 yards, 1 interception.

Receiving

Cowboys — Hill, 3 for 69; Springs, 2 for 29; D. Pearson, 2 for 20; Dorsett, 2 for -2; White, 1 for -9.
Redskins — Harmon, 7 for 67; Monk, 5 for 55; McDaniel, 2 for 22; Thompson, 2 for 18; Hardeman, 2 for 12; DuBois, 1 for 16.

Broncos 41, Cowboys 20

At Denver, September 14

DALLAS	0	10	3	7-20
DENVER	7	17	14	3-41
Broncos — Robinson 1 run (Steinfort kick)				
Broncos — FG Steinfort 46				
Broncos — Robinson 3 run (Steinfort kick)				
Cowboys — Hill 31 pass from White (Septien kick)				
Broncos — Thompson 32 fumble return (Steinfort kick)				
Cowboys — FG Septien 30				
Cowboys — FG Septien 37				
Broncos — Armstrong 3 run (Steinfort kick)				

Broncos — Jensen 4 run (Steinfort kick)
Cowboys — Hill 22 pass from White (Septien kick)
Broncos — FG Steinfort 55
Attendance — 74,919

	Cowboys	Broncos
First Downs	20	19
Total Net Yards	386	343
Net Yards Rushing	110	153
Net Yards Passing	276	190
Passes	20-34	10-21
Passes Intercepted By	0	1
Punts-Average	4-44.5	4-49.2
Fumbles-Lost	2-2	0-0
Penalties-Yards	4-30	9-85

Rushing

Cowboys — Dorsett, 17 for 62; Springs, 10 for 36; J. Jones, 1 for 9; Newhouse, 1 for 3.
Broncos — Armstrong, 7 for 34, 1 touchdown; Jensen, 8 for 33, 1 touchdown; McCutcheon, 6 for 30; Lytle, 5 for 28; Preston, 11 for 24; Robinson, 3 for 4, 2 touchdowns.

Passing

Cowboys — White, 20 of 34 for 292 yards, 2 touchdowns, 1 interception.
Broncos — Robinson, 10 of 20 for 198 yards; Knapple, 0 of 1.

Receiving

Cowboys — Hill, 5 for 117, 2 touchdowns; Saldi, 4 for 50; Dorsett, 4 for 41; Newhouse, 2 for 32; J. Jones, 2 for 27; DuPree, 1 for 12; Springs, 1 for 10; D. Pearson, 1 for 3.
Broncos — Odums, 3 for 55; Moses, 2 for 37; Preston, 2 for 33; Watson, 1 for 52; Lytle, 1 for 17; Jensen, 1 for 4.

Cowboys 28, Bucs 17

At Dallas, September 21

TAMPA BAY	7	10	0	0-17
DALLAS	7	7	7	7-28
Cowboys — Johnson 28 pass from White (Septien kick)				
Bucs — Williams 11 run (Yepremian kick)				
Bucs — FG Yepremian 22				
Bucs — Giles 49 pass from Williams (Yepremian kick)				
Cowboys — DuPree 9 pass from White (Septien kick)				
Cowboys — Newhouse 2 run (Septien kick)				
Cowboys — DuPree 9 pass from White (Septien kick)				
Attendance — 62,750				
	Buccaneers	Cowboys		
First Downs	22	26		
Total Net Yards	442	390		
Net Yards Rushing	204	146		

Net Yards Passing	238	244
Passes	17-30	24-33
Passes Intercepted By	0	2
Punts-Average	1-33.0	3-40.3
Fumbles-Lost	1-0	2-1
Penalties-Yards	2-25	9-75

Rushing

Bucs — Bell, 15 for 91; Williams, 7 for 77, 1 touchdown; Eckwood, 10 for 36.

Cowboys — Dorsett, 20 for 100; Newhouse, 11 for 41, 1 touchdown; Springs, 2 for 7; J. Jones, 1 for 2; White, 2 for —4.

Passing

Bucs — Williams, 17 of 30 for 258 yards, 1 touchdown, 2 interceptions.

Cowboys — White, 24 of 33 for 244 yards, 3 touchdowns.

Receiving

Bucs — Giles, 4 for 105, 1 touchdown; Eckwood, 4 for 69; Hagins, 3 for 34; Bell, 3 for 12; G. Jones, 1 for 18; House, 1 for 11; Obradavich, 1 for 9.

Cowboys — Dorsett, 6 for 46; Hill, 5 for 72; DuPree, 5 for 32, 2 touchdowns; Saldi, 4 for 41; Johnson, 3 for 47, 1 touchdown; Newsome, 1 for 6.

Cowboys 28, Packers 7

At Milwaukee, September 28

DALLAS	7	7	7	7-28
GREEN BAY	0	7	0	0-7

Cowboys — Dorsett 1 run (Septien kick)

Packers — Atkins 6 run (Marcol kick)

Cowboys — Newhouse 1 run (Septien kick)

Cowboys — Cosbie 5 pass from White (Septien kick)

Cowboys — D. Pearson 20 pass from White (Septien kick)

Attendance — 54,776

	Cowboys	Packers
First Downs	24	17
Total Net Yards	394	264
Net Yards Rushing	194	132
Net Yards Passing	200	132
Passes	16-20	13-31
Passes Intercepted By	1	0
Punts-Average	3-37.0	5-40.2
Fumbles-Lost	2-1	0-0
Penalties-Yards	12-93	9-90

Rushing

Cowboys — Dorsett, 22 for 77, 1 touchdown; White, 3 for 57; Newhouse, 16 for 54, 1 touchdown; Newsome, 2 for 6.

Packers — Ivery, 9 for 58; Atkins, 7 for 44, 1 touchdown; Ellis, 5 for 25; A. Thompson, 1 for 4; Dickey, 1 for 1.

Passing

Cowboys — White, 16 of 20 for 217 yards, 2 touchdowns.

Packers — Dickey, 11 of 26 for 141

yards, 1 interception; Pisarkiewicz, 2 of 5 for 19 yards.

Receiving

Cowboys — Hill, 5 for 71; Johnson, 4 for 40; D. Pearson, 2 for 35, 1 touchdown; Newhouse, 2 for 15; Dorsett, 1 for 27; Saldi, 1 for 24; Cosbie, 1 for 5, 1 touchdown.

Packers — A. Thompson, 5 for 77; Ellis, 2 for 37; Atkins, 2 for 19; Lofton, 2 for 17; Ivery, 1 for 7; Coffman, 1 for 3.

Cowboys 24, Giants 3

At Dallas, October 5

N.Y. GIANTS	0	0	0	3-3
DALLAS	3	14	0	7-24

Cowboys — FG Septien 38

Cowboys — Hill 46 pass from White (Septien kick)

Cowboys — Johnson 29 pass from White (Septien kick)

Giants — FG Danelo 51

Cowboys — Dutton 38 pass interception (Septien kick)

Attendance — 59,126

	Giants	Cowboys
First Downs	14	20
Total Net Yards	292	335
Net Yards Rushing	137	85
Net Yards Passing	155	250
Passes	13-34	22-33
Passes Intercepted By	1	3
Punts-Average	5-54.0	6-42.0
Fumbles-Lost	2-1	2-1
Penalties-Yards	6-79	8-56

Rushing

Giants — Taylor, 13 for 76; Matthews, 5 for 22; Simms, 2 for 20; Bruner, 1 for 10; Heater, 3 for 9.

Cowboys — Springs, 11 for 44; Dorsett, 15 for 26; Newhouse, 4 for 12; White, 1 for 3; DuPree, 1 for 0.

Passing

Giants — Bruner, 9 of 19 for 92 yards, 2 interceptions; Simms, 4 of 15 for 87 yards, 1 interception.

Cowboys — White, 22 of 33 for 226 yards, 2 touchdowns, 1 interception.

Receiving

Giants — Perkins, 4 for 47; Taylor, 3 for 86; Gray, 2 for 23; Matthews, 3 for 15; Mullady, 1 for 8.

Cowboys — Hill, 5 for 88, 1 touchdown; P. Pearson, 4 for 53; Dorsett, 4 for 30; Johnson, 3 for 57, 1 touchdown; Saldi, 2 for 16; D. Pearson, 2 for 12; DuPree, 2 for 10.

Cowboys 59, 49ers 14

At Dallas, October 12

SAN FRANCISCO	0	7	0	7-14
DALLAS	14	24	14	7-59

Cowboys — D. Pearson 16 pass from White (Septien kick)
 Cowboys — Springs 1 run (Septien kick)
 Cowboys — FG Septien 26
 Cowboys — D. Pearson 22 pass from White (Septien kick)
 49ers — Clark 52 pass from DeBerg (Werschling kick)
 Cowboys — Dorsett 2 run (Septien kick)
 Cowboys — D. Pearson 17 pass from White (Septien kick)
 Cowboys — DuPree 9 pass from White (Septien kick)
 Cowboys — Springs 20 run (Septien kick)
 Cowboys — Newhouse 3 run (Septien kick)
 49ers — Clark 19 pass from DeBerg (Werschling kick)
 Attendance — 63,399

	49ers	Cowboys
First Downs	14	28
Total Net Yards	225	460
Net Yards Rushing	78	234
Net Yards Passing	147	226
Passes	12-35	16-23
Passes Intercepted By	0	5
Punts-Average	4-50.0	4-34.5
Fumbles-Lost	4-4	0-0
Penalties-Yards	8-72	9-95

Rushing

49ers — Cooper, 7 for 49; Elliot, 2 for 12; DeBerg, 1 for 7; Hofer, 1 for 5; Woods, 2 for 5.

Cowboys — Springs, 18 for 81, 2 touchdowns; Dorsett, 19 for 75, 1 touchdown; Newhouse, 9 for 31, 1 touchdown; J. Jones, 6 for 22; Hill, 1 for 15; Newsome, 2 for 6; P. Pearson, 1 for 2; Carano, 3 for 2.

Passing

49ers — DeBerg, 12 of 35 for 173 yards, 2 touchdowns, 5 interceptions.

Cowboys — White, 16 of 22 for 239 yards, 4 touchdowns; Carano, 0 of 1.

Receiving

49ers — Clark, 8 for 148, 2 touchdowns; Cooper, 2 for 13; Solomon, 1 for 8; Elliott, 1 for 4.

Cowboys — Hill, 4 for 45; Saldi, 3 for 77; D. Pearson, 3 for 55, 3 touchdowns; Johnson, 2 for 23; Springs, 2 for 17; DuPree, 1 for 12, 1 touchdown; Dorsett, 1 for 10.

Eagles 17, Cowboys 10

At Philadelphia, October 19

DALLAS	7	3	0	0-10
PHILADELPHIA	0	10	0	7-17
Cowboys — Hegman fumble recovery in end zone (Septien kick)				

Eagles — FG Franklin 35
 Eagles — Carmichael 5 pass from Jaworski (Franklin kick)
 Cowboys — FG Septien 33
 Eagles — Smith 15 pass from Jaworski (Franklin kick)
 Attendance — 70,696

	Cowboys	Eagles
First Downs	19	15
Total Net Yards	249	248
Net Yards Rushing	46	68
Net Yards Passing	203	180
Passes	20-38	13-25
Passes Intercepted By	1	3
Punts-Average	6-38.8	4-46.3
Fumbles-Lost	2-2	3-3
Penalties-Yards	6-55	6-61

Rushing

Cowboys — Dorsett, 6 for 17; J. Jones, 5 for 9; Newhouse, 3 for 8; Springs, 7 for 7; Hill, 1 for 3; White, 1 for 2.

Eagles — Montgomery, 6 for 23; Giammona, 6 for 14; Harris, 8 for 14; Campfield, 6 for 8; Jaworski, 4 for 5; Harrington, 1 for 3; Sclarra, 1 for 1.

Passing

Cowboys — White, 20 of 38 for 222 yards, 3 interceptions.

Eagles — Jaworski, 13 of 25 for 214 yards, 2 touchdowns, 1 interception.

Receiving

Cowboys — D. Pearson, 8 for 107; DuPree, 3 for 34; Springs, 2 for 27; P. Pearson, 2 for 23; Saldi, 2 for 15; Hill, 1 for 15; J. Jones, 2 for 3.

Eagles — Carmichael, 3 for 45, 1 touchdown; Campfield, 2 for 59; Kreple, 2 for 32; Smith, 2 for 26, 1 touchdown Spagnola, 1 for 20; Giammona, 1 for 15; Montgomery, 1 for 14; Harris, 1 for 3.

Cowboys 42, Chargers 31

At Dallas, October 26

SAN DIEGO	3	21	0	7-31
DALLAS	7	7	21	7-42

Chargers — FG Benirschke 45
 Cowboys — Springs 4 run (Septien kick)

Chargers — Jefferson 58 pass from Fouts (Benirschke kick)
 Chargers — Lowe 16 interception return (Benirschke kick)

Cowboys — Johnson 17 pass from White (Septien kick)

Chargers — Winslow 9 pass from Fouts (Benirschke kick)

Cowboys — Newsome 1 run (Septien kick)

Cowboys — Newsome 1 run (Septien kick)

Cowboys — Saldi 12 pass from White (Septien kick)
 Cowboys — DuPree 9 pass from White (Septien kick)
 Chargers — Winslow 3 pass from Fouts (Benirschke kick)
 Attendance — 60,639

	Chargers	Cowboys
First Downs	21	29
Total Net Yards	449	425
Net Yards Rushing	103	198
Net Yards Passing	346	227
Passes	21-44	22-34
Passes Intercepted By	4	4
Punts-Average	3-38.0	4-37.5
Fumbles-Lost	3-3	4-1
Penalties-Yards	9-79	12-76

Rushing

Chargers — Muncie, 11 for 71; Thomas, 2 for 23; Cappelletti, 3 for 6; Williams, 1 for 3.
 Cowboys — Springs, 13 for 61, 1 touchdown; White, 6 for 39; J. Jones, 12 for 36; Newhouse, 7 for 32; Newsome, 8 for 16, 2 touchdowns; DuPree, 2 for 12; Hill, 1 for 2.

Passing

Chargers — Fouts, 21 of 44 for 371 yards, 3 touchdowns, 4 interceptions.
 Cowboys — White, 22 of 34 for 260 yards, 3 touchdowns, 1 interception.

Receiving

Chargers — Jefferson, 8 for 160, 1 touchdown; Winslow, 5 for 110, 2 touchdowns; Joiner, 3 for 61; Muncie, 3 for 14; Thomas, 2 for 26.
 Cowboys — DuPree, 5 for 45, 1 touchdown; Saldi, 3 for 38, 1 touchdown; Newsome, 3 for 37; P. Pearson, 3 for 35; Johnson, 2 for 36, 1 touchdown; Hill, 2 for 30; Springs, 2 for 16; D. Pearson, 1 for 14; Jones, 1 for 9.

Cowboys 27, Cardinals 24

At St. Louis, November 2

DALLAS 0 10 3 14 — 27
 ST. LOUIS 7 3 7 7 — 24
 Cardinals — Morris 1 run (O'Donoghue kick)
 Cowboys — Dorsett 4 run (Septien kick)
 Cowboys — FG Septien 28
 Cardinals — FG O'Donoghue 42
 Cardinals — Tilley 42 pass from Hart (O'Donoghue kick)
 Cowboys — FG Septien 32
 Cowboys — Thurman 78 interception return
 Cardinals — Gray 34 pass from Hart (O'Donoghue kick)
 Cowboys — Hill 28 pass from White (Septien kick)
 Attendance — 50,701

Cowboys Cardinals

First Downs	16	18
Total Net Yards	310	360
Net Yards Rushing	58	143
Net Yards Passing	252	217
Passes	23-38	12-24
Passes Intercepted By	2	1
Punts-Average	7-45.0	8-43.9
Fumbles-Lost	1-1	3-0
Penalties-Yards		

Rushing

Cowboys — Dorsett, 16 for 43, 1 touchdown; Newhouse, 5 for 9; Springs, 3 for 6.
 Cardinals — Anderson, 22 for 92; Morris, 8 for 42, 1 touchdown; Harrell, 3 for 10; Brown, 2 for —1; Hart, 1 for 0.

Passing

Cowboys — White, 23 of 38 for 258 yards, 1 touchdown, 1 interception.
 Cardinals — Hart, 12 of 24 for 258, 2 touchdowns, 2 interceptions.

Receiving

Cowboys — D. Pearson, 6 for 103; Hill, 6 for 91, 1 touchdown; Saldi, 3 for 18; Dorsett, 3 for 15; P. Pearson, 2 for 21; Johnson, 2 for 17; Newhouse, 1 for —7.
 Cardinals — Tilley, 5 for 145, 1 touchdown; Gray, 3 for 65, 1 touchdown; Brown, 1 for 19; Anderson, 1 for 12; Stief, 1 for 11; Marsh, 1 for 6.

Giants 38, Cowboys 35

At New York, November 9

DALLAS 7 14 14 0 — 35
 N.Y. GIANTS 7 21 0 10 — 38
 Giants — Gray 25 pass from Simms (Danelo kick)
 Cowboys — Dorsett 11 run (Septien kick)
 Giants — Heater 1 run (Danelo kick)
 Cowboys — Newhouse 1 run (Septien kick)
 Giants — Martin 4 pass from Simms (Danelo kick)
 Giants — Perry 1 run (Danelo kick)
 Cowboys — Springs 58 pass from White (Septien kick)
 Cowboys — Newhouse 29 run (Septien kick)
 Cowboys — Dorsett 13 run (Septien kick)
 Giants — Mullady 20 pass from Simms (Danelo kick)
 Giants — FG Danelo 27
 Attendance — 68,343

	Cowboys	Giants
First Downs	21	26
Total Net Yards	394	462
Net Yards Rushing	239	117
Net Yards Passing	155	345
Passes	10-23	18-33

Passes Intercepted By	1	5
Punts-Average	3-43.7	6-43.5
Fumbles-Lost	3-0	2-1
Penalties-Yards	12-80	9-95

Rushing

Cowboys — Dorsett, 24 for 183, 2 touchdowns; Newhouse, 10 for 52, 2 touchdowns; Newsome, 2 for 4.

Giants — Heater, 24 for 69, 1 touchdown; Perry, 14 for 52, 1 touchdown; Simms, 2 for —.

Passing

Cowboys — White, 10 of 23 for 155 yards, 1 touchdown, 5 interceptions.

Giants — Simms, 18 of 33 for 351 yards, 3 touchdowns, 1 interception.

Receiving

Cowboys — Hill, 3 for 36; D. Pearson, 3 for 22; DuPree, 2 for 28; Springs, 1 for 58, 1 touchdown; Johnson, 1 for 11.

Giants — Friede, 7 for 137; Gray, 4 for 68, 1 touchdown; Heater, 3 for 85; Mullady, 3 for 57, 1 touchdown; Martin, 1 for 4, 1 touchdown.

Cowboys 31, Cardinals 21

At Dallas, November 16

ST. LOUIS	14	7	0	0-21
DALLAS	7	10	7	7-31

Cardinals — Anderson 51 run

(O'Donoghue kick)

Cardinals — Gray 69 pass from Hart

(O'Donoghue kick)

Cowboys — P. Pearson 18 pass from White

(Septien kick)

Cowboys — FG Septien 23

Cardinals — Tilley 60 pass from Hart

(O'Donoghue kick)

Cowboys — Hill 58 pass from White

(Septien kick)

Cowboys — D. Pearson 14 pass from White

(Septien kick)

Cowboys — Dorsett 11 run (Septien kick)

Attendance — 52,567

	Cardinals	Cowboys
First Downs	16	26
Total Net Yards	329	460
Net Yards Rushing	141	184
Net Yards Passing	188	276
Passes	12-30	20-37
Passes Intercepted By	1	1
Punts-Average	6-44.0	4-42.0
Fumbles-Lost	2-0	2-1
Penalties-Yards	7-47	4-35

Rushing

Cardinals — Anderson, 17 for 100, 1 touchdown; Morris, 9 for 41; Harrell, 2 for 0.

Cowboys — Dorsett, 26 for 122, 1 touchdown; Newhouse, 10 for 53; J. Jones, 2 for 6; D. White, 2 for 3.

Passing

Cardinals — Hart, 12 of 30 for 209 yards, 2 touchdowns, 1 interception.

Cowboys — White, 20 of 36 for 296 yards, 3 touchdowns, 1 interception; Dorsett, 0 of 1.

Receiving

Cardinals — Tilley, 3 for 75, 1 touchdown; Marsh, 3 for 34; Stief, 3 for 26; Gray, 2 for 76, 1 touchdown; Anderson, 1 for —.

Cowboys — Hill, 7 for 126, 1 touchdown; D. Pearson, 3 for 42, 1 touchdown; P. Pearson, 3 for 36, 1 touchdown; DuPree, 2 for 29; Dorsett, 2 for 26; Springs, 2 for 26; Saldi, 1 for 11.

Cowboys 14, Redskins 10

At Dallas, November 23

WASHINGTON	0	3	0	7-10
DALLAS	7	0	0	7-14

Cowboys — Dorsett 3 run (Septien kick)

Redskins — FG Moseley 34

Cowboys — Cole 43 interception return

(Septien kick)

Redskins — Jackson 8 run (Moseley kick)

Attendance — 58,809

	Redskins	Cowboys
First Downs	14	12
Total Net Yards	222	199
Net Yards Rushing	184	115
Net Yards Passing	38	84
Passes	9-18	7-16
Passes Intercepted By	4	1
Punts-Average	10-44.9	5-42.4
Fumbles-Lost	2-1	2-2
Penalties-Yards	6-44	0-0

Rushing

Redskins — Jackson, 21 for 128, 1 touchdown; Harmon, 12 for 31; Harde- man, 2 for 16; Forte, 8 for 11; Kruczek, 2 for 6; Harrison, 1 for —.

Cowboys — Dorsett, 17 for 59, 1 touchdown; Newhouse, 15 for 58; White, 1 for 0; Newsome, 1 for 0; D. Pearson, 1 for —.

Passing

Redskins — Kruczek, 5 of 9 for 63 yards, 1 interception; Theismann, 4 of 9 for 26 yards.

Cowboys — White, 7 of 16 for 103 yards, 4 interceptions.

Receiving

Redskins — Harmon, 2 for 29; Warren, 2 for 25; Monk, 2 for 7; Harde- mann, 1 for 12; Harrison, 1 for 11; Thompson 1 for 5.

Cowboys — D. Pearson, 2 for 35; Hill, 2 for 35; Newhouse, 2 for 30; DuPree, 1 for 3.

Cowboys 51, Seahawks 7

At Dallas, November 27

SEATTLE 0 0 0 7-7
DALLAS 9 21 0 21-51

Cowboys — Hill 18 pass from White (Septien kick)
Cowboys — Safety Zorn grounded ball from end zone
Cowboys — DuPree 14 pass from White (Septien kick)
Cowboys — Springs 3 run (Septien kick)
Cowboys — Newhouse 3 run (Septien kick)
Cowboys — Dorsett 1 run (Septien kick)
Cowboys — Dorsett 1 run (Septien kick)
Cowboys — DuPree 12 pass from Carano (Septien kick)
Seahawks — Essink 2 pass from Zorn (Herrera kick)

Attendance — 57,540

	Seahawks	Cowboys
First Downs	18	24
Total Net Yards	232	325
Net Yards Rushing	148	200
Net Yards Passing	84	125
Passes	13-34	12-19
Passes Intercepted By	2	3
Punts-Average	4-39.7	4-38.2
Fumbles-Lost	4-4	0-0
Penalties-Yards	9-78	6-84

Rushing

Seahawks — McCutcheon, 11 for 95; Jodat, 9 for 48; Hunter, 2 for 4; Zorn, 1 for 1; Adkins, 1 for 0; Doornink, 2 for 0.

Cowboys — Dorsett, 24 for 107, 2 touchdowns; Newhouse, 10 for 37, 1 touchdown; Newsome, 4 for 32; Springs, 3 for 11; 1 touchdown; White, 1 for 7; J. Jones, 3 for 6.

Passing

Seahawks — Zorn, 12 of 25 for 110 yards, 1 touchdown, 1 interception; Adkins, 1 of 8 for 12 yards, 2 interceptions; McCutcheon, 0 of 1.

Cowboys — White, 11 of 18 for 120 yards, 2 touchdowns, 2 interceptions; Carano, 1 of 1 for 12 yards, 1 touchdown.

Receiving

Seahawks — McCullum, 3 for 35; Raible, 3 for 30; Jodat, 2 for 20; Largent, 2 for 19; McCutcheon, 1 for 12; Sawyer, 1 for 4; Essink, 1 for 2, 1 touchdown.

Cowboys — Dorsett, 4 for 44; DuPree, 3 for 31, 2 touchdowns; Hill, 2 for 31, 1 touchdown; Springs, 1 for 14; D. Pearson, 1 for 7; Newhouse, 1 for 5.

Cowboys 19, Raiders 13

At Oakland, December 7

DALLAS 7 9 3 0-19
OAKLAND 7 3 3 0-13

Raiders — Chester 6 pass from Plunkett (Bahr kick)
Cowboys — Dorsett 20 run (Septien kick)
Cowboys — FG Septien 52
Cowboys — Springs 2 run (kick failed)
Raiders — FG Bahr 22
Cowboys — FG Septien 34
Raiders — FG Bahr 38
Attendance — 53,194

	Cowboys	Raiders
First Downs	17	16
Total Net Yards	260	248
Net Yards Rushing	128	83
Net Yards Passing	132	165
Passes	14-26	16-36
Passes Intercepted By	2	0
Punts-Average	6-38.5	5-44.4
Fumbles-Lost	1-1	2-2
Penalties-Yards	5-58	3-45

Rushing

Cowboys — Dorsett, 25 for 97, 1 touchdown; Springs, 5 for 14, 1 touchdown; Newsome, 4 for 10; Newhouse, 4 for 9; White, 1 for —2.

Raiders — King, 7 for 38; Van Eeghen, 8 for 26; Matthews, 5 for 11; Plunkett, 2 for 8.

Passing

Cowboys — White, 14 of 26 for 159 yards.

Raiders — Plunkett, 16 of 36 for 190 yards, 1 touchdown, 2 interceptions.

Receiving

Cowboys — P. Pearson, 4 for 16; DuPree, 3 for 61; Dorsett, 2 for 24; D. Pearson, 2 for 23; Johnson, 1 for 15; Saldi, 1 for 12; Springs, 1 for 8.

Raiders — Chandler, 5 for 80; Chester, 3 for 29, 1 touchdown; Branch, 2 for 37; Matthews, 2 for 24; Van Eeghen, 2 for 13; Ramsey, 1 for 4; Jensen, 1 for 3.

Rams 38, Cowboys 14

At Anaheim, December 15

DALLAS 0 0 0 14-14
LOS ANGELES 7 21 10 0-38

Rams — Bryant 4 run (Corral kick)
Rams — J. Thomas 34 run (Corral kick)
Rams — Waddy 40 pass from Ferragamo (Corral kick)
Rams — Dennard 34 pass from Ferragamo (Corral kick)
Rams — FG Corral 27
Rams — Hicks 1 pass from Ferragamo (Corral kick)

Cowboys — Hill 36 pass from White (Septien kick)

Cowboys — Johnson 17 pass from Carano (Septien kick)

Attendance — 62,548

	Cowboys	Rams
First Downs	13	21
Total Net Yards	271	517

Net Yards Rushing	96	242
Net Yards Passing	175	275
Passes	13 33	15-25
Passes Intercepted By	0	3
Punts-Average	5-41.0	4-38.8
Fumbles-Lost	1-0	1-0
Penalties-Yards	3-20	8-80

Rushing

Cowboys — Dorsett, 14 for 77; Newhouse, 3 for 6; Newsome, 2 for 5; Carano, 1 for 4; P. Pearson, 1 for 2; Springs, 1 for 1; White, 1 for 1.

Rams — J. Thomas, 16 for 147, 1 touchdown; Guman, 9 for 43; Bryant, 13 for 37, 1 touchdown; Mitchell, 7 for 16; Lee, 1 for -1.

Passing

Cowboys — White, 9 of 23 for 147 yards, 1 touchdown, 3 interceptions; Carano, 4 of 10 for 57 yards, 1 touchdown.

Rams — Ferragamo, 15 of 25 for 275 yards, 3 touchdowns.

Receiving

Cowboys — Hill, 6 for 121, 1 touchdown; D. Pearson, 1 for 25; P. Pearson, 1 for 20; Johnson, 1 for 17, 1 touchdown; Saldi, 1 for 9; Springs, 1 for 7; Cosbie, 1 for 6; Dorsett, 1 for -1.

Rams — Waddy, 5 for 124, 1 touchdown; Dennard, 5 for 99, 1 touchdown; Hicks, 2 for 22; Miller, 1 for 16; Mitchell, 1 for 8; Bryant, 1 for 6.

Cowboys 35, Eagles 27

At Dallas, December 21

PHILADELPHIA .. 0 0 10 17 - 27
DALLAS .. 7 14 7 7 - 35

Cowboys — White 1 run (Septien kick)

Cowboys — Hill 36 pass from White (Septien kick)

Cowboys — P. Pearson 9 pass from White (Septien kick)

Eagles — Giammona 1 run (Franklin kick)

Cowboys — D. Pearson 11 pass from White (Septien kick)

Eagles — FG Franklin 29

Cowboys — DuPree 15 pass from White (Septien kick)

Eagles — Parker 30 pass from Jaworski (Franklin kick)

Eagles — FG Franklin 19

Eagles — Montgomery 6 run (Franklin kick)

Attendance — 62,548

	Eagles	Cowboys
First Downs	21	24
Total Net Yards	407	326
Net Yards Rushing	84	154
Net Yards Passing	323	172
Passes	18-30	16-24
Passes Intercepted By	1	0
Punts-Average	3-46.0	3-39.3

Fumbles-Lost	1-0	2-1
Penalties-Yards	7-46	8-68

Rushing

Eagles — Montgomery, 11 for 47, 1 touchdown; Harris, 6 for 24; Giammona, 6 for 13, 1 touchdown.

Cowboys — Dorsett, 16 for 74; Newhouse, 8 for 37; D. Pearson, 1 for 32; Springs, 2 for 8; D. White, 8 for 8, 1 touchdown; Hill, 1 for 7; P. Pearson, 1 for 2; J. Jones, 1 for 0.

Passing

Eagles — Jaworski, 18 of 30 for 331 yards, 1 touchdown.

Cowboys — White, 16 of 24 for 202 yards, 4 touchdowns, 1 interception.

Receiving

Eagles — Parker, 4 for 68, 1 touchdown; Fitzkee, 3 for 96; Giammona, 3 for 28; C. Smith, 2 for 47; Krepfle, 2 for 37; Montgomery, 1 for 25; Spagnola, 1 for 12; Campfield, 1 for 12; Harrington, 1 for 6.

Cowboys — D. Pearson, 6 for 65, 1 touchdown; Hill, 4 for 110, 1 touchdown; Dorsett, 4 for 3; DuPree, 1 for 15; P. Pearson, 1 for 9.

1980 Team Statistics

	DALLAS	OPP.
TOTAL FIRST DOWNS	337	296
Rushing	143	98
Passing	171	160
Penalty	23	28
Third Down-Made/Att.	130/243	88/222
Third Down Efficiency	53.5	39.6
TOTAL NET YARDS	5468	5279
Avg. Per Game	341.8	329.9
Total Plays	1075	996
Avg. Per Play	5.1	5.3
NET YARDS RUSHING	2346	2069
Avg. Per Game	146.6	129.3
Total Rushes	594	469
Avg. Per Rush	4.0	4.4
NET YARDS PASSING	3104	3205
Avg. Per Game	194.0	200.3
Tackled/Yards Lost	31/252	43/358
Gross Yards	3356	3563
Attempts/Completions	449/265	484/231
Pct. of Completions	59.6	47.7
Had Intercepted	25	27
PUNTS/AVERAGE	71/40.8	76/43.5
Net Punting Average	34.8	34.7
PUNT RETURNS/AVG.	55/10.1	31/6.6
KICKOFF RETS./AVG.	58/21.7	73/21.5
INTCPTS./AVG. RET.	27/19.4	25/7.2
PENALTIES/YARDS	107/908	106/989
FUMBLES/BALL LOST	27/14	33/20
TOUCHDOWNS	60	38
Rushing	26	15
Passing	30	21
Returns	4	2
EXTRA POINTS/ATMPTS.	59/60	38/38
FIELD GOAL ATTEMPTS	11/17	15/28
TOTAL POINTS	454	311
TIME OF POSSESSION	8:44:15	7:15:45

Dallas Cowboys Final 1980 Statistics

SCORE BY QUARTERS

	1	2	3	4	Tot
COWBOYS	.96	153	86	119	454
Opponents	.66	123	44	78	311

RUSHING

Player	Att.	Yds.	Avg.	Lg.	TD
Dorsett	278	1185	4.3	56	11
Newhouse	118	451	3.8	29t	6
Springs	89	326	3.7	20t	6
Jones, J.	41	135	3.4	9	0
White, D.	27	114	4.2	48	1
Newsome	23	73	3.1	23	2
Hill	4	27	6.8	15	0
DuPree	4	19	4.8	11	0
Carano	4	6	1.5	5	0
Pearson, P.	3	6	2.0	2	0
Pearson, D.	3	31	10.3	32	0
Total	594	2373	4.0	56	26
Opp. Total	469	2069	4.4	51t	15

FIELD GOALS

1-19 20-29 30-39 40-49 50+

COWBOYS	1-1	3-4	6-6	0-3	1-3
Opponents	1-1	5-8	3-7	4-9	2-3
Septien: (19); (30, 37); (NA); (NA); (38, 27M); (26, 40M); (33); (43M, 42M, 44M); (28, 32); (NA); (23); (NA); (NA); (52, 34); (51M); (NA).					

KICKOFF RETURNS

Player	No.	Yds.	Avg.	Lg.	TD
Jones, J.	32	720	22.5	41	0
Newsome	12	293	24.4	36	0
Wilson	7	139	19.9	34	0
Saldi	1	23	23.0	23	0
Cosbie	1	13	13.0	13	0
Waters	1	0	0	0	0
Hurt	4	71	17.8	24	0
Total	58	1259	21.7	41	0
Opp. Total	73	1568	21.5	53	0

PUNTING

Player	No.	Yds.	Avg.	TB	In 20	Lg.
White, D.	71	2903	40.9	11	17	58
Total	71	2903	40.9	11	17	58
Opp. Total	76	3304	43.5	6	14	58

PUNT RETURNS

Player	No.	FC	Yds.	Avg.	Lg.	TD
Jones, J.	54	4	548	10.1	52	0
Solomon	1	0	8	8.0	8	0
Total	55	4	556	10.1	52	0
Opp. Total	31	10	206	6.6	27	0

RECEIVING

Player	No.	Yds.	Avg.	Lg.	TD
Hill	60	1055	17.6	58t	8
Pearson, D.	43	568	13.2	30	6
Dorsett	34	263	7.7	27	0
DuPree	29	312	10.8	39	7
Saldi	25	311	12.4	43	1
Pearson, P.	20	213	10.7	20	2
Johnson	19	263	13.7	29t	4
Springs	15	212	14.1	58t	1
Newhouse	8	75	9.4	18	0
Jones, J.	5	39	7.8	16	0
Newsome	4	43	10.6	16	0
Cosbie	2	11	5.5	5	1
White, D.	1	-9	-9.0	-9	0
Total	265	3356	12.7	58t	30
Opp. Total	231	3563	15.4	69t	21

INTERCEPTIONS

Player	No.	Yds.	Avg.	Lg.	TD
Thurman	5	114	22.8	78t	1
Waters	5	78	15.6	29	0
Wilson	4	82	20.5	35	0
Mitchell	3	56	18.7	56	0
Breunig	3	34	11.3	15	0
Dickerson	2	46	23.0	34	0
Hegman	2	2	1.0	2	0
Cole	1	43	43.0	43t	1
Dutton	1	38	38.0	38t	1
Barnes	1	30	30.0	30	0
Total	27	523	19.4	78t	3
Opp. Total	25	179	7.2	36	1

SCORING

Player	TDR	TDP	TDRt	FG	PAT	TP
Septien	0	0	0	11/17	59/60	92
Dorsett	11	0	0	0	0	66
Hill	0	8	0	0	0	48
Springs	6	1	0	0	0	42
DuPree	0	7	0	0	0	42
Newhouse	6	0	0	0	0	36
Pearson, D.	0	6	0	0	0	36
Johnson	0	4	0	0	0	24
Newsome	2	0	0	0	0	12
Pearson, P.	0	2	0	0	0	12
Cosbie	0	1	0	0	0	6
Saldi	0	1	0	0	0	6
Thurman	0	0	1	0	0	6
Dutton	0	0	1	0	0	6
Hegman	0	0	1	0	0	6
Cole	0	0	1	0	0	6
White, D.	1	0	0	0	0	6
Total	26	30	4	11/17	59/60	454*
Opp. Total	15	21	2	15/28	38/38	311

*Includes safety vs. Seattle.

PASSING

Player	Att.	Comp.	Yds.	Pct.	Avg.	TD	Int.	Pct.	Lg.	Tkld/Lst	Rating	
White, D.	436	260	3287	59.6	7.54	28	6.4	25	5.7	58t	31/252	80.8
Carano	12	5	69	41.7	5.75	2	16.6	0	0	25	0	60.8
Dorsett	1	0	0	0	0	0	0	0	0	0	0	0
Total	449	265	3356	59.0	7.47	30	6.7	25	5.7	58t	31/252	81.0
Opp. Total	484	231	3563	47.7	7.36	21	4.3	27	5.6	69t	43/358	63.5

NFC Wild Card Game

DALLAS, Dec. 28 — Paced by Tony Dorsett's record-setting 160 yards, the Cowboys gained a team-record 338 yards rushing and Danny White threw for three touchdowns to carry Dallas past the defending NFC champion Rams.

The Cowboys broke a 13-13 halftime tie on White's three second-half scoring passes — 10 yards to Dorsett, 35 to Butch Johnson and 11 to Drew Pearson.

Dorsett snapped Duane Thomas' Cowboys playoff rushing record of 143 yards, which Thomas gained against San Francisco in the 1971 NFC Championship Game. The Cowboys' 528 total yards also set a team playoff record, topping the 441 yards gained against the Rams in the '75 NFC title game.

The Cowboys intercepted three Vince Ferragamo passes, including one by Aaron Mitchell in the third quarter that set up White's TD pass to Johnson that sent Dallas ahead 27-13.

The victory avenged a one-sided Monday night loss to the Rams at Anaheim Stadium two weeks earlier and a 1979 playoff loss to the Rams at Texas Stadium.

Cowboys 34, Rams 13

At Dallas, December 28

LOS ANGELES .. 6 7 0 0-13
DALLAS 3 10 14 7-34

Cowboys — FG Septien 28
Rams — Thomas 1 run (kick blocked)
Cowboys — FG Septien 29
Rams — Dennard 21 pass from
Ferragamo (Corral kick)
Cowboys — Dorsett 12 run (Septien
kick)
Cowboys — Dorsett pass from White
(Septien kick)
Cowboys — Johnson 35 pass from
White (Septien kick)
Cowboys — D. Pearson 11 pass from
White (Septien kick)
Attendance — 64,533

Team Statistics

	Rams	Cowboys
First Downs	15	29
Total Net Yards	260	528
Net Yards Rushing	92	338
Net Yards Passing	168	190
Passes	14-30	12-25
Passes Intercepted By	3	3
Punts-Average	6-39.3	2-44.5
Fumbles-Lost	1-0	2-0
Penalties-Yards	5-50	11-79

Rushing

Rams — J. Thomas, 14 for 48, 1
touchdown; Bryant, 10 for 44.
Cowboys — Dorsett, 22 for 160, 1
touchdown; Springs, 4 for 58; New-
house, 11 for 46; J. Jones, 5 for 38;
Newsome, 2 for 34; White, 2 for 2.

Passing

Rams — Ferragamo, 14 of 30 for 175
yards, 1 touchdown, 3 interceptions.
Cowboys — White, 12 of 25 for 190
yards, 3 touchdowns, 3 interceptions.

Receiving

Rams — Dennard, 6 for 117, 1 touch-
down; J. Thomas, 3 for 26; Bryant, 2
for 7; Nelson, 1 for 12; Waddy, 1 for 9;
Guman, 1 for 5.
Cowboys — D. Pearson, 4 for 60, 1
touchdown; Dorsett, 3 for 28, 1 touch-
down; Saldi, 2 for 52; Johnson, 1 for
35, 1 touchdown; Hill, 1 for 8; DuPree,
1 for 7.

NFC Divisional Playoff

ATLANTA, Jan. 4 — Two Danny White-to-Drew Pearson touchdown passes in the final 3:40, the second with 42 seconds remaining, rallied the Cowboys from a 27-17 fourth-quarter deficit to a dramatic victory over Atlanta.

The Cowboys trailed throughout most of the game. They were behind 10-0 in the first quarter, 17-10 at the half and 24-10 as the third period closed.

But 1:07 into the final period Dallas completed an 85-yard TD drive on Robert Newhouse's one-yard plunge, cutting the gap to 24-17. After Tim Mazzetti's 34-yard goal sent Atlanta in front 27-17 with 7:37 left, the Cowboys immediately drove 62 yards for a score, White passing to Drew Pearson for 15, 24 and finally 14 yards for the TD with 3:40 remaining.

The Dallas defense held Atlanta and the Cowboys took possession at their own 30 with 1:48 left. White moved his team on five passes — 20 yards to Butch Johnson, 14 to Preston Pearson, 13 to Tony Dorsett and 23 to Drew Pearson for the game-winning score.

Cowboys 30, Falcons 27

At Atlanta, January 4

DALLAS	3	7	0	20-30
ATLANTA	10	7	7	3-27
Falcons — FG Mazzetti		38			
Falcons — Jenkins		60			pass from
Bartkowski (Mazzetti kick)					
Cowboys — FG Septien		38			
Cowboys — DuPree		5			pass from White
(Septien kick)					
Falcons — Cain		1			run (Mazzetti kick)
Falcons — Andrews		5			pass from
Bartkowski (Mazzetti kick)					
Cowboys — Newhouse		1			run (Septien
kick)					
Falcons — FG Mazzetti		34			
Cowboys — D. Pearson		14			pass from
White (Septien kick)					
Net Yards Passing		310			
Cowboys — D. Pearson		23			pass from
White (kick failed)					
Attendance		60,022			

Team Statistics

	Cowboys	Falcons
First Downs	22	18
Total Net Yards	422	349
Net Yards Rushing	112	86
Net Yards Passing	310	285
Passes	20-45	18-33
Passes Intercepted By	1	1
Punts-Average	4-38.8	4-36.0
Fumbles-Lost	4-1	1-1
Penalties-Yards	6-72	4-48

Rushing

Cowboys — Dorsett, 10 for 51; Newhouse, 6 for 31, 1 touchdown; P. Pearson, 1 for 11; D. Pearson, 1 for 9; DuPree, 1 for 5; Newsome, 1 for 4; White, 4 for 1.

Falcons — Cain, 13 for 43, 1 touchdown; Andrews, 14 for 43.

Passing

Cowboys — White, 25 of 39 for 322 yards, 3 touchdowns, 1 interception; Springs, 0 of 1.

Falcons — Bartkowski, 18 of 33 for 320 yards, 2 touchdowns, 1 interception.

Receiving

Cowboys — D. Pearson, 5 for 90, 2 touchdowns; Hill, 4 for 53; P. Pearson, 4 for 51; Dorsett, 5 for 40; Springs, 3 for 39; DuPree, 3 for 29, 1 touchdown; Johnson, 1 for 20.

Falcons — Francis, 6 for 66; Jenkins, 4 for 155, 1 touchdown; Miller, 3 for 48; Cain, 2 for 20; Andrews, 2 for 19, 1 touchdown; Jackson, 1 for 12.

NFC Championship Game

PHILADELPHIA, Jan. 11 — On a cold, windy afternoon at Veterans Stadium the Cowboys failed in their unexpected bid for a record sixth Super Bowl berth, losing to Philadelphia 20-7.

Playing in their eighth NFC Championship Game in 11 years, the Cowboys were foiled by four turnovers and a stingy Philadelphia defense that yielded just 202 yards.

The Cowboys fell behind on the Eagles second offensive play when Wilbert Montgomery raced 42 yards untouched for a touchdown. Dallas evened the score 7-7 six minutes before halftime on a 68-yard drive capped by Tony Dorsett's three-yard run.

The Eagles took advantage of a turnover to grab the lead for good midway through the third quarter on Tony Franklin's 26-yard field goal. The score was set up by Carl Hairston's fumble-producing sack of Danny White, with Charlie Johnson recovering the loose ball at the Dallas 11.

On the Cowboys' next series linebacker Jerry Robinson returned Dorsett's fumble 22 yards to the Dallas 38. Six plays later Leroy Harris burst nine yards up the middle to give the Eagles a 17-7 third-quarter lead.

Eagles 20, Cowboys 7

At Philadelphia, January 11

DALLAS	0	7	0	0-7
PHILADELPHIA	..	7	0	10	3-20

Eagles — Montgomery 42 run (Franklin kick)

Cowboys — Dorsett 3 run (Septien kick)

Eagles — FG Franklin 26

Eagles — Harris 9 run (Franklin kick)

Eagles — FG Franklin 20

Attendance — 70,696

Team Statistics

	Cowboys	Eagles
First Downs11	19
Total Net Yards202	340
Net Yards Rushing86	263
Net Yards Passing116	77
Passes12-32	9-29
Passes Intercepted By2	1
Punts-Average7-33.7	4-34.3
Fumbles-Lost5-3	4-0
Penalties-Yards5-40	5-45

Rushing

Cowboys — Newhouse, 7 for 44; Dorsett, 13 for 41, 1 touchdown; Johnson, 1 for 5; White, 1 for -4.

Eagles — Montgomery, 26 for 194, 1 touchdown; Harris, 10 for 60, 1 touchdown; Harrington, 1 for 4; Campfield, 1 for 3; Jaworski, 2 for 2.

Passing

Cowboys — White, 12 of 31 for 127 yards, 1 interception; D. Pearson, 0 of 1.

Eagles — Jaworski, 9 of 29 for 91 yards, 2 interceptions.

Receiving

Cowboys — Dorsett, 3 for 27; P. Pearson, 2 for 32; Johnson, 2 for 27; D. Pearson, 2 for 15; Springs, 2 for -2; Saldi, 1 for 28.

Eagles — Parker, 4 for 31; Krepfle, 2 for 22; Campfield, 1 for 17; Montgomery, 1 for 14; Carmichael, 1 for 7.

A black and white action photograph of a football player in a dark jersey with the number 10 running with the ball. He is wearing a helmet with two vertical stripes. In the background, another player in a light-colored jersey with the number 79 is visible. The scene is on a grassy field.

THE RECORDS

MEL RENFRO/1964

Cowboys All-Time Leaders

RUSHING

Player	Att.	Yds.	Avg.	Long	TD
1. Perkins, Don (1961-68)	1,500	6,217	4.1	59	42
2. Hill, Calvin (1969-74)	1,166	5,009	4.3	55	39
3. Newhouse, Robert (1972-80)	1,151	4,638	4.0	54	30
4. Dorsett, Tony (1977-80)	1,026	4,624	4.5	84	36
5. Garrison, Walt (1966-74)	899	3,886	4.3	41	30
6. Staubach, Roger (1969-79)	410	2,264	5.5	33	20
7. Marsh, Amos (1961-64)	427	2,065	4.8	71	14
8. Reeves, Dan (1965-72)	535	1,990	3.7	67	25
9. Thomas, Duane (1970-71)	326	1,596	4.9	56	16

PASSING

Player	Att.	Comp.	Pct.	Yds.	TD	Int.	Rating
1. Staubach, R. (1969-79)	2,958	1,685	57.0	22,700	153	109	83.5
2. White, Danny (1976-80)	539	316	58.6	4,017	31	31	77.1
3. Morton, C. (1965-74)	1,308	685	52.4	10,279	80	73	75.5
4. Meredith, D. (1960-68)	2,308	1,170	50.7	17,199	135	111	74.7
5. LeBaron, E. (1960-63)	692	359	51.9	5,331	45	52	67.8

RECEIVING

Player	No.	Yds.	Avg.	Long	TD
1. Pearson, Drew (1973-80)	378	6,281	16.6	67	37
2. Hayes, Bob (1965-74)	365	7,295	20.0	95	71
3. Clarke, Frank (1960-67)	281	5,214	18.6	80	50
4. DuPree, Billy Joe (1973-80)	229	3,168	13.8	42	36
5. Pearson, Preston (1975-80)	189	2,274	12.0	49	11
6. Rentzel, Lance (1967-70)	183	3,521	19.2	86	31
7. Garrison, Walt (1966-74)	182	1,794	9.9	53	9
8. Hill, Tony (1977-80)	168	2,961	17.6	75	24
9. Howton, Billy (1960-63)	161	2,368	14.7	69	17
10. Perkins, Don (1961-68)	146	1,310	9.0	39	3

PUNTING

Player	No.	Avg.	Long	Blk.
1. Baker, Sam (1962-63)	128	45.1	72	0
2. Sherer, Dave (1960)	57	42.5	67	1
3. Widby, Ron (1968-71)	247	41.8	84	2
4. Lothridge, Billy (1964)	62	40.3	75	1
4. Villanueva, Danny (1965-67)	192	40.3	58	1
6. White, Danny (1976-80)	373	40.2	73	3
7. Carrell, Duane (1974)	40	39.8	59	0
8. Hoopes, Mitch (1975)	68	39.4	55	1
9. Bateman, Marv (1972-74)	139	39.3	62	2
10. Green, Allen (1961)	61	36.7	53	1

INTERCEPTIONS

Player	No.	Yds.	Avg.	Long	TD
1. Renfro, Mel (1964-77)	52	626	12.0	90	3
2. Waters, Charlie (1970-78, 1980)	38	563	14.8	56	2
3. Green, Cornell (1962-74)	34	552	16.2	59	2
4. Jordan, Lee Roy (1963-76)	32	472	14.8	49	3
5. Harris, Cliff (1970-79)	29	281	9.7	60	1
6. Howley, Chuck (1961-73)	24	395	16.5	58	2
7. Bishop, Don (1960-65)	22	364	16.5	57	0
8. Gaechter, Mike (1962-69)	21	420	20.0	100	1
9. Tubbs, Jerry (1960-67)	15	176	11.7	44	0

PUNT RETURNS (Min. 40 Returns)

Player	No.	Yds.	Avg.	Long	TD
1. Hayes, Bob (1965-74)	104	1,158	11.1	90	3
2. Jones, James (1980)	54	548	10.1	52	0
3. Johnson, Butch (1976-80)	146	1,313	9.0	55	0
4. Richards, Golden (1973-78)	62	501	8.1	46	1
5. Renfro, Mel (1964-77)	109	842	7.7	69	1

KICKOFF RETURNS (Min. 40 Returns)

Player	No.	Yds.	Avg.	Long	TD
1. Renfro, Mel (1964-77)	85	2,246	26.4	100	2
2. Harris, Cliff (1970-79)	63	1,622	25.7	77	0
3. Marsh, Amos (1961-64)	65	1,561	24.0	101	1
4. Johnson, Butch (1976-80)	79	1,832	23.2	74	0
5. Garrison, Walt (1966-74)	41	813	19.8	36	0

SCORING

Player	TD	PAT	FG	Total
1. Hayes, Bob (1965-74)	76	—	—	456
2. Clark, Mike (1968-71, 1973)	—	180	69	387
3. Fritsch, Toni (1971-73, 1975)	—	119	66	317
4. Clarke, Frank (1960-67)	51	—	—	306
5. Septien, Rafael (1978-80)	—	145	46	283
6. Perkins, Don (1961-68)	45	—	—	270
7. Hill, Calvin (1969-74)	45	—	—	270
8. Villanueva, Danny (1965-67)	—	134	42	260
9. Reeves, Dan (1965-72)	42	1 (run)	—	253

FIELD GOALS

Player	Att.	Made	Pct.	Long
1. Clark, Mike (1968-71, 1973)	119	69	.580	50
2. Fritsch, Toni (1971-73, 75)	107	66	.617	54
3. Septien, Rafael (1978-80)	72	46	.639	52
4. Herrera, Efren (1974, 1976-77)	65	44	.677	52
5. Villanueva, Danny (1965-67)	81	42	.519	41
6. Baker, Sam (1962-63)	47	23	.489	53
7. Van Raaphorst, Dick (1964)	29	14	.483	43
8. Cone, Fred (1960)	13	6	.462	45
9. Bielski, Dick (1961)	9	6	.667	42
10. Percival, Mac (1974)	8	2	.250	33

Cowboys Leaders By Years

Year	Player	RUSHING					TD	NFL/ NFC Rank
		Att.	Yds.	Avg.	Long	TD		
1960	Dupre, L. G.	104	362	3.5	18	3	20	
1961	*Perkins, Don	200	815	4.1	47	4	6	
1962	Perkins, Don	222	945	4.3	35	7	5	
1963	Perkins, Don	149	614	4.1	19	7	10	
1964	Perkins, Don	174	768	4.4	59	6	5	
1965	Perkins, Don	177	690	3.9	43	0	7	
1966	Reeves, Dan	175	757	4.3	67	8	6	
1967	Perkins, Don	201	823	4.1	30	6	6	
1968	Perkins, Don	191	836	4.4	28	4	6	
1969	*Hill, Calvin	204	942	4.6	55	8	2	
1970	*Thomas, Duane	151	803	5.3	47	5	8/5	
1971	Thomas, Duane	175	793	4.5	56	11	11/7	
1972	Hill, Calvin	245	1,036	4.2	26	6	7/3	
1973	Hill, Calvin	273	1,142	4.2	21	6	3/2	
1974	Hill, Calvin	185	844	4.6	27	7	8/3	
1975	Newhouse, Robert	209	930	4.4	29	2	9/4	
1976	Dennison, Doug	153	542	3.5	14	6	35/18	
1977	*Dorsett, Tony	208	1,007	4.8	84	12	9/4	
1978	Dorsett, Tony	290	1,325	4.6	63	7	3/2	
1979	Dorsett, Tony	250	1,107	4.4	41	6	11/8	
1980	Dorsett, Tony	278	1,185	4.3	56	11	6/6	

Year	Player	PASSING					Int.	Rating	NFL/ NFC Rank
		Att.	Comp.	Pct.	Yds.	TD			
1960	LeBaron, E.	225	111	49.3	1,736	12	25	53.4	8
1961	LeBaron, E.	236	120	50.8	1,741	14	16	66.5	9
1962	LeBaron, E.	166	95	57.2	1,436	16	9	95.3	3
1963	Meredith, D.	310	167	53.9	2,381	17	18	73.2	10
1964	Meredith, D.	323	158	48.9	2,143	9	16	67.3	15
1965	Meredith, D.	305	141	46.2	2,415	22	13	79.7	8
1966	Meredith, D.	344	177	51.5	2,805	24	12	87.7	4
1967	Meredith, D.	255	128	50.2	1,834	16	16	68.6	8
1968	Meredith, D.	309	171	55.3	2,500	21	12	88.3	2
1969	Morton, C.	302	162	53.6	2,619	21	15	85.4	5
1970	Morton, C.	207	102	49.3	1,819	15	7	89.7	5/4
1971	Staubach, R.	211	126	59.7	1,882	15	4	104.8	1/1
1972	Morton, C.	339	185	54.6	2,396	15	21	65.9	15/7
1973	Staubach, R.	286	179	62.6	2,428	23	15	94.6	1/1
1974	Staubach, R.	360	190	52.8	2,552	11	15	68.5	14/7
1975	Staubach, R.	348	198	56.9	2,666	17	16	78.6	8/2
1976	Staubach, R.	369	208	56.4	2,715	14	11	79.9	8/5
1977	Staubach, R.	361	210	58.2	2,620	18	9	87.1	2/1
1978	Staubach, R.	413	231	55.9	3,190	25	16	84.9	1/1
1979	Staubach, R.	461	267	57.9	3,586	27	11	92.4	1/1
1980	White, D.	436	260	59.6	3,287	28	25	80.8	9/7

Year	Player	RECEIVING			Long	TD	NFL/ NFC Rank
		No.	Yds.	Avg.			
1960	Doran, Jim	31	554	17.9	15	3	21
1961	Howton, Billy	56	785	14.0	53	4	6
1962	Howton, Billy	49	706	14.4	69	6	15
1963	Clarke, Frank	43	833	19.4	75	10	3
1964	Clarke, Frank	65	973	15.0	49	5	3
1965	*Hayes, Bob	46	1,003	21.8	82	12	13
1966	Hayes, Bob	64	1,232	19.3	95	13	4

*Rookie

Leaders By Years (Cont.)

Year	Player	RECEIVING (Cont.)					NFL/ NFC Rank
		No.	Yds.	Avg.	Long	TD	
1967	Rentzel, Lance	58	996	17.2	74	8	6
1968	Rentzel, Lance	54	1,009	18.7	65	6	3
1969	Rentzel, Lance	43	960	22.3	75	12	20
1970	Hayes, Bob	34	889	26.1	89	10	45/26
1971	Garrison, Walt	40	396	9.9	36	1	23/10
1972	Hill, Calvin	43	364	8.5	33	3	18/9
1973	Hill, Calvin	32	290	9.1	29	0	36/21
1974	Pearson, Drew	62	1,087	17.9	50	2	3/2
1975	Pearson, Drew	46	822	17.9	46	8	16/9
1976	Pearson, Drew	58	806	13.9	40	6	4/1
1977	Pearson, Drew	48	870	18.1	67	2	9/3
1978	Pearson, Preston	47	256	11.2	34	0	26/15
1979	Hill, Tony	60	1,062	17.7	75t	10	12/6
1980	Hill, Tony	60	1,055	17.6	58t	8	16/9

Year	Player	PUNTING				Had Blocked	NFL/ NFC Rank
		No.	Avg.	Long			
1960	Sherer, Dave	57	42.5	67	1	7	
1961	*Green, Allen	61	36.7	53	1	14	
1962	Baker, Sam	57	45.4	72	0	3	
1963	Baker, Sam	71	44.2	64	0	7	
1964	*Lothridge, Billy	62	40.3	75	1	15	
1965	Villanueva, Danny	60	41.8	58	0	10	
1966	Villanueva, Danny	65	39.2	58	1	13	
1967	Villanueva, Danny	67	40.4	57	0	9	
1968	Widby, Ron	59	40.9	84	0	5	
1969	Widby, Ron	63	43.3	62	0	2	
1970	Widby, Ron	69	41.3	59	1	10/2	
1971	Widby, Ron	56	41.6	59	1	8/3	
1972	*Bateman, Marv	51	38.2	61	0	24/13	
1973	Bateman, Marv	55	41.6	62	2	11/7	
1974	*Carrell, Duane	40	39.8	59	0	11/5	
1975	*Hoopes, Mitch	68	39.4	55	1	16/9	
1976	*White, Danny	70	38.4	54	2	20/9	
1977	White, Danny	80	39.6	57	1	12/8	
1978	White, Danny	76	40.5	56	1	8/5	
1980	White, Danny	71	40.9	58	0	10/5	

Year	Player	SCORING				NFL/ NFC Rank
		TD	PAT	FG	Tot.	
1960	Cone, Fred	0	21	6	39	27
1961	Clarke, Frank	9	0	0	54	22
1962	Baker, Sam	0	50	14	92	6
1963	Baker, Sam	0	38	9	65	14
1964	*VanRaaphorst, Dick	0	28	14	70	13
1965	Villanueva, Danny	0	37	16	85	10
1966	Villanueva, Danny	0	56	17	107	2
1967	Hayes, Bob	11	0	0	66	T16
	Reeves, Dan	11	0	0	66	T16
1968	Clark, Mike	0	54	17	105	2
1969	Clark, Mike	0	43	20	103	2
1970	Clark, Mike	0	35	18	89	12/8
1971	Clark, Mike	0	47	13	86	13/7
1972	Fritsch, Toni	0	36	21	99	7/3
1973	Fritsch, Toni	0	43	18	97	11/7

*Rookie

Leaders By Years (Cont.)

Year	Player	SCORING (Cont.)				NFL/ NFC Rank
		TD	PAT	FG	Tot.	
1974	*Herrera, Efren	0	33	8	57	26/9
1975	Fritsch, Toni	0	38	22	104	3/2
1976	Herrera, Efren	0	34	18	88	6/4
1977	Herrera, Efren	0	39	18	93	3/2
1978	Septien, Rafael	0	46	16	94	5/2
1979	Septien, Rafael	0	40	19	97	8/3
1980	Septien, Rafael	0	59	11	92	13/6

Year	Player	FIELD GOALS			NFL/ NFC Rank	
		Att.	Made	Pct.		
1960	Cone, Fred	13	6	.462	45	12
1961	Bielski, Dick	9	6	.667	42	13
1962	Baker, Sam	27	14	.519	53	3
1963	Baker, Sam	20	9	.450	53	12
1964	*VanRaaphorst, Dick	29	14	.483	43	8
1965	Villanueva, Danny	27	16	.593	41	7
1966	Villanueva, Danny	31	17	.548	37	8
1967	Villanueva, Danny	23	9	.391	34	14
1968	Clark, Mike	29	17	.586	50	7
1969	Clark, Mike	36	20	.555	47	5
1970	Clark, Mike	27	18	.667	43	7/4
1971	Clark, Mike	25	13	.520	48	19/9
1972	Fritsch, Toni	36	21	.583	54	18/8
1973	Fritsch, Toni	28	18	.643	37	12/4
1974	*Herrera, Efren	13	8	.615	39	11/5
1975	Fritsch, Toni	35	22	.629	43	14/8
1976	Herrera, Efren	23	18	.783	46	1/1
1977	Herrera, Efren	29	18	.621	52	12/1
1978	Septien, Rafael	26	16	.615	48	17/9
1979	Septien, Rafael	29	19	.655	51	9/4
1980	Septien, Rafael	17	11	.647	52	13/7

Year	Player	KICKOFF RETURNS				NFL/ NFC Rank	
		No.	Yds.	Avg.	Long		
1960	Franckhauser, Tom	26	526	20.2	46	0	19
1961	*Marsh, Amos	26	667	25.7	79	0	13
1962	Marsh, Amos	29	725	25.0	101	1	10
1963	*Stiger, Jim	18	432	24.0	66	0	12
1964	*Renfro, Mel	40	1,017	25.4	65	0	7
1965	Renfro, Mel	21	630	30.0	100	1	4
1966	Renfro, Mel	19	487	25.6	87	1	9
1967	Garrison, Walt	20	366	18.3	36	0	23
1968	Baynham, Craig	23	590	25.7	40	0	7
1969	*Flowers, Richmond	11	283	25.7	30	0	29
1970	*Thomas, Duane	19	416	21.9	33	0	23/10
1971	Harris, Cliff	29	823	28.4	77	0	4/4
1972	Harris, Cliff	26	615	23.7	44	0	23/11
1973	**Montgomery, Mike	6	175	29.2	63	0	DNQ
1974	*Morgan, Dennis	35	823	23.5	43	0	21/11
1975	Pearson, Preston	16	391	24.4	42	0	13/7
1976	*Johnson, Butch	28	693	24.8	74	0	11/5
1977	Johnson, Butch	22	536	24.4	64	0	9/5
1978	Johnson, Butch	29	603	20.8	56	0	27/12
1979	*Springs, Ron	38	780	20.5	70	0	25/12
1980	*Jones, James	32	720	22.5	41	0	11/6

*Rookie

**Did Not Qualify (Minimum 14 returns required).

Leaders By Years (Cont.)

Year	Player	PUNT RETURNS					NFL/ NFC Rank
		No.	Yds.	Avg.	Long	TD	
1960	Butler, Bill	13	131	10.1	46	0	2
1961	*Marsh, Amos	14	71	5.1	19	0	14
1962	Lockett, J. W.	8	45	5.6	17	0	14
1963	*Stiger, Jim	14	141	10.1	45	0	6
1964	*Renfro, Mel	32	418	13.1	69	1	3
1965	Renfro, Mel	24	145	6.0	35	0	9
1966	Hayes, Bob	17	106	6.2	18	0	7
1967	Hayes, Bob	24	276	11.5	69	1	2
1968	Hayes, Bob	15	312	20.8	90	2	1
1969	Hayes, Bob	18	179	9.9	50	0	3
1970	Hayes, Bob	15	116	7.7	34	0	20/7
1971	Harris, Cliff	17	129	7.6	35	0	11/4
1972	Harris, Cliff	19	78	4.1	21	0	21/11
1973	*Richards, Golden	21	139	6.6	46	0	23/10
1974	*Morgan, Dennis	19	287	15.1	98	1	3/2
1975	Richards, Golden	28	288	10.3	43	1	12/5
1976	*Johnson, Butch	45	489	10.9	55	0	8/4
1977	Johnson, Butch	50	423	8.5	38	0	20/7
1978	Johnson, Butch	51	401	7.9	23	0	18/9
1979	*Wilson, Steve	35	236	6.8	13	0	20/7
1980	*Jones, James	54	548	10.1	52	0	5/4

Year	Player	INTERCEPTIONS					NFL/ NFC Rank
		No.	Yds.	Avg.	Long	TD	
1960	Bishop, Don	3	13	4.3	13	0	25
	Franckhauser, Tom	3	11	3.7	9	0	25
1961	Bishop, Don	8	172	21.5	57	0	2
1962	Bishop, Don	6	134	22.3	44	0	9
1963	Green, Cornell	7	211	30.1	55	0	6
1964	*Renfro, Mel	7	110	15.7	39	1	4
1965	Green, Cornell	3	49	16.3	43	0	27
	Livingston, Warren	3	5	1.7	5	0	27
	*Logan, Obert	3	5	1.7	3	0	27
1966	Green, Cornell	4	88	22.0	41	1	21
1967	Green, Cornell	7	52	7.4	28	0	7
	Renfro, Mel	7	38	5.4	30	0	9
1968	Howley, Chuck	6	115	19.2	58	1	11
1969	Renfro, Mel	10	118	11.8	41	0	1
1970	*Waters, Charlie	5	45	9.0	20	0	16/9
1971	Adderley, Herb	6	182	30.3	46	0	9/4
1972	Waters, Charlie	6	132	22.0	56	1	7/3
1973	Jordan, Lee Roy	6	78	13.0	31	1	4/2
1974	Harris, Cliff	3	8	2.7	8	0	42/20
1975	Jordan, Lee Roy	6	80	13.3	38	0	7/4
1976	Washington, Mark	4	49	12.3	22	0	24/11
1977	Harris, Cliff	5	7	1.4	7	0	16/7
1978	Barnes, Benny	5	72	14.4	38	0	25/14
1979	Hughes, Randy	2	91	45.5	68	0	93/45
	Harris, Cliff	2	35	17.5	20	0	
	Barnes, Benny	2	20	10.0	11	0	
	Lewis, D. D.	2	8	4.0	5	0	
	Kyle, Aaron	2	0	0.0	0	0	
1980	Thurman, Dennis	5	114	22.8	78t	1	24/10
	Waters, Charlie	5	78	15.6	29	0	24/10

*Rookie

Cowboys Individual Records

SCORING

TOTAL POINTS

Career

- 456 Bob Hayes (1965-74), 76 TDs
- 387 Mike Clark (1968-71, 1973), 180 PATs, 69 FGs
- 317 Toni Fritsch (1971-73, 1975), 119 PATs, 69 FGs
- 306 Frank Clarke (1960-67), 51 TDs

Season

- 107 Danny Villanueva (1966), 56 XPs, 17 FGs
- 105 Mike Clark (1968), 54 XPs, 17 FGs
- 104 Toni Fritsch (1975), 38 XPs, 22 FGs
- 103 Mike Clark (1969), 43 XPs, 20 FGs

Game

- 24 Dan Reeves (11/5/67 vs. Atlanta), 4 TDs
- 24 Bob Hayes (12/20/70 vs. Houston), 4 TDs
- 24 Calvin Hill (9/19/71 @ Buffalo), 4 TDs
- 24 Duane Thomas (12/18/71 vs. St. Louis), 4 TDs

Opponent/Game

- 24 Dick James, @ Washington (12/17/61)
- 24 Harold Jackson, @ Los Angeles (10/14/73)

TOUCHDOWNS

Career

- 76 Bob Hayes (1965-74)
- 51 Frank Clarke (1960-67)
- 45 Don Perkins (1961-68)
- 45 Calvin Hill (1969-74)

Season

- 16 Dan Reeves (1966), 8 run, 8 pass
- 14 Frank Clarke (1962), 14 pass

Game

- 4 Dan Reeves (11/5/67 vs. Atlanta), 2 run 2 pass
- 4 Bob Hayes (12/20/70 vs. Houston), 4 pass
- 4 Calvin Hill (9/19/71 @ Buffalo), 4 run
- 4 Duane Thomas (12/18/71 vs. St. Louis), 3 run, 1 pass

Opponent/Game

- 4 Dick James, @ Washington (12/17/61)
- 4 Harold Jackson, @ Los Angeles (10/14/73)

FIELD GOALS MADE

Career

- 69 Mike Clark (1968-71, 1973) 119 attempts
- 66 Toni Fritsch (1971-73, 1975) 107 attempts
- 46 Rafael Septien (1978-80), 72 attempts

Season

- 22 Toni Fritsch (1975), 35 attempts
- 21 Toni Fritsch (1972), 36 attempts
- 20 Mike Clark (1969), 36 attempts

Game

- 4 Danny Villanueva (11/24/66 vs. Cleveland)
- 4 Toni Fritsch (11/12/72 vs. St. Louis)
- 4 Toni Fritsch (9/21/75 vs. Los Angeles)

Cowboys Individual Records (Cont.)

Longest Field Goal

54 Toni Fritsch (9/24/72 @ N.Y. Giants)

Opponent/Game

4 Bob Khayat, @ Washington (10/9/60)
4 Tommy Davis, San Francisco (11/20/60)
4 Sam Baker, @ Philadelphia (12/5/65)
4 Fred Cox, @ Minnesota (10/18/70)
4 Jim Bakken, St. Louis (12/18/71)

Opponent/Longest Field Goal

59 Tony Franklin, Philadelphia (11/12/79)

FIELD GOALS ATTEMPTED

Career

119 Mike Clark (1968-71, 1973), 69 FG
107 Toni Fritsch (1971-73, 1975), 66 FG

Season

36 Toni Fritsch (1972), 21 FG
36 Mike Clark (1969), 20 FG

Game

7 Mike Clark (11/24/68 @ Chicago), 2 FG
6 Toni Fritsch (9/21/75 vs. Los Angeles), 4 FG

Opponent/Game

7 Sam Baker, @ Philadelphia (12/5/65), 4 FG

EXTRA POINTS MADE

Career

180 Mike Clark (1968-71, 1973)
145 Rafael Septien (1978-80)
134 Danny Villanueva (1965-67)

Season

59 Rafael Septien (1980)
56 Danny Villanueva (1966)
54 Mike Clark (1968)

Game

8 Rafael Septien (10/12/80 vs. San Francisco) Att. 8
8 Mike Clark (9/15/68 vs. Detroit) Att. 8
8 Danny Villanueva (10/9/66 vs. Philadelphia) Att. 8

Opponent/Game

7 Gerry Perry, @ St. Louis (12/9/62) Att. 7

RUSHING

TOTAL YARDS

Career

6,217 Don Perkins (1961-68)
5,009 Calvin Hill (1969-74)
4,638 Robert Newhouse (1972-80)
4,624 Tony Dorsett (1977-80)

Season

1,325 Tony Dorsett (1978), 4.6 per carry
1,185 Tony Dorsett (1980), 4.3 per carry
1,142 Calvin Hill (1973), 4.2 per carry
1,107 Tony Dorsett (1979), 4.4 per carry
1,036 Calvin Hill (1972), 4.2 per carry
1,007 Tony Dorsett (1977-rookie), 4.8 per carry

Cowboys Individual Records (Cont.)

Game

206	Tony Dorsett (12/4/77 vs. Philadelphia) on 23 carries
183	Tony Dorsett (11/9/80 @ N.Y. Giants) on 24 carries
154	Tony Dorsett (9/24/78 vs. St. Louis) on 21 carries
153	Calvin Hill (11/10/74 vs. San Francisco) on 32 carries
152	Tony Dorsett (11/19/78 vs. New Orleans) on 25 carries
150	Calvin Hill (11/16/69 @ Washington) on 27 carries

Opponent/Game

232	Jim Brown, Cleveland (9/22/63)
195	Earl Campbell, Houston (11/22/79)
194	Wilbert Montgomery, @ Philadelphia (1/11/81-playoff game)

ATTEMPTS

Career

1,500	Don Perkins (1961-68)
1,166	Calvin Hill (1969-74)
1,151	Robert Newhouse (1972-80)
1,026	Tony Dorsett (1977-80)

Season

290	Tony Dorsett (1978)
278	Tony Dorsett (1980)
273	Calvin Hill (1973)

Game

32	Calvin Hill (11/10/74 vs. San Francisco)
31	Calvin Hill (9/16/73 @ Chicago)

Opponent/Game

27	Dick James, @ Washington (12/17/61)
27	Lydell Mitchell, Baltimore (9/26/76)

TOUCHDOWNS RUSHING

Career

42	Don Perkins (1961-68)
39	Calvin Hill (1969-74)
36	Tony Dorsett (1977-80)
30	Robert Newhouse (1972-80)

Season

12	Tony Dorsett (1977)
11	Tony Dorsett (1980)
11	Duane Thomas (1971)

Game

4	Calvin Hill (9/19/71 @ Buffalo)
---	---------------------------------

RUSHING AVERAGE

Career

4.5	Tony Dorsett (1977-80), 1,026 attempts
4.3	Walt Garrison (1966-74), 899 attempts
4.3	Calvin Hill (1969-74), 1,166 attempts

Season

5.6	Amos Marsh (1962), 144-802
5.3	Duane Thomas (1970), 151-803
4.8	Tony Dorsett (1977), 208-1,007

Cowboys Individual Records (Cont.)

Game (10 attempts)

- 12.1 Walt Garrison (12/9/72 vs. Washington), 10-121
- 10.9 Amos Marsh (11/4/62 @ Washington), 10-109
- 10.8 Dan Reeves (12/11/66 vs. Washington), 10-108

Longest Runs

- 84 Tony Dorsett (12/4/77 vs. Philadelphia) TD
- 77 Tony Dorsett (10/9/77 @ St. Louis) TD
- 73 Amos Bullocks (11/18/62 vs. Chicago) TD
- 71 Amos Marsh (10/15/61 vs. N.Y. Giants)

Opponent/Longest Run

- 76 O. J. Anderson, @ St. Louis (9/2/79)

PASSING

TOTAL YARDS

Career

- 22,700 Roger Staubach (1969-79)
- 17,199 Don Meredith (1960-68)
- 10,279 Craig Morton (1965-74)

Season

- 3,586 Roger Staubach (1979)
- 3,287 Danny White (1980)
- 3,190 Roger Staubach (1978)
- 2,805 Don Meredith (1966)

Game

- 460 Don Meredith (11/10/63 @ San Francisco), 30 of 48
- 406 Don Meredith (11/13/66 @ Washington), 21 of 29
- 394 Don Meredith (11/6/66 @ Philadelphia), 14 of 24
- 358 Don Meredith (9/18/66 vs. N.Y. Giants), 14 of 24

Opponent/Game

- 466 Bill Wade, Chicago (11/18/62), 28 of 46
- 411 Sonny Jurgensen, @ Washington (11/28/65)
- 377 Ed Brown, @ Pittsburgh (10/27/63)
- 371 Dan Fouts, San Diego (10/26/80)

PASS ATTEMPTS

Career

- 2,958 Roger Staubach (1969-79)
- 2,308 Don Meredith (1960-68)

Season

- 461 Roger Staubach (1979), 267 completions
- 436 Danny White (1980), 260 completions
- 413 Roger Staubach (1978), 231 completions
- 369 Roger Staubach (1976), 208 completions

Game

- 49 Roger Staubach (10/26/75 @ Philadelphia), 27 completions
- 48 Don Meredith (11/10/63 @ San Francisco), 30 completions

Opponent/Game

- 46 Bill Wade, Chicago (11/18/62)
- 46 Sonny Jurgensen, @ Washington (11/13/66)

Cowboys Individual Records (Cont.)

- 46 Fran Tarkenton (43), Gary Wood (3), @ N.Y. Giants (12/15/68)
- 46 Jim Hart, St. Louis (11/25/76)

PASS COMPLETIONS

Career

- 1,685 Roger Staubach (1969-79)
- 1,170 Don Meredith (1960-68)

Season

- 267 Roger Staubach (1979), 461 attempts
- 260 Danny White (1980), 436 attempts
- 231 Roger Staubach (1978), 413 attempts
- 210 Roger Staubach (1977), 361 attempts

Game

- 30 Don Meredith (11/10/63 @ San Francisco), 48 attempts
- 27 Roger Staubach (10/26/75 @ Philadelphia), 49 attempts
- 25 Roger Staubach (12/7/75 @ St. Louis), 41 attempts

Opponent/Game

- 28 Bill Wade, Chicago (11/18/62), 46 attempts
- 28 Kent Nix, @ Pittsburgh (10/22/67), 45 attempts

TOUCHDOWN PASSES

Career

- 153 Roger Staubach (1969-79)
- 135 Don Meredith (1960-68)

Season

- 28 Danny White (1980) of 260 completions
- 27 Roger Staubach (1979) of 267 completions
- 25 Roger Staubach (1978) of 231 completions
- 24 Don Meredith (1966) of 177 completions

Game

- 5 Eddie LeBaron (10/21/62 @ Pittsburgh)
- 5 Don Meredith (9/18/66 vs. N.Y. Giants)
- 5 Don Meredith (10/9/66 vs. Philadelphia)
- 5 Don Meredith (9/29/68 @ Philadelphia)
- 5 Craig Morton (10/19/69 vs. Philadelphia)
- 5 Craig Morton (12/20/70 vs. Houston)

Opponent/Game

- 6 Y.A. Tittle, @ N.Y. Giants (12/16/62)

PASSES HAD INTERCEPTED

Career

- 111 Don Meredith (1960-68)
- 109 Roger Staubach (1969-79)

Season

- 25 Eddie LeBaron (1960), 225 attempts
- 25 Danny White (1980), 436 attempts
- 21 Craig Morton (1972), 339 attempts
- 18 Don Meredith (1963), 310 attempts

Game

- 5 Eddie LeBaron (9/30/60 vs. Philadelphia), 29 attempts
- 5 Eddie LeBaron (11/5/61 vs. St. Louis), 33 attempts
- 5 Danny White (11/9/80 @ N.Y. Giants), 23 attempts

Cowboys Individual Records (Cont.)

Opponent/Game

6 Pete Liske, @ Philadelphia (9/26/71), 29 attempts

LOWEST INTERCEPTION RATE (150 or more attempts)

Season

1.9 Roger Staubach (1971), 4 of 211
2.4 Roger Staubach (1979), 11 of 461
2.5 Roger Staubach (1977), 9 of 361
3.0 Roger Staubach (1976), 11 of 369

COMPLETION PER CENT

Career

58.6 Danny White (1980), 316 of 539
57.0 Roger Staubach (1969-79), 1,685 of 2,958
52.4 Craig Morton (1965-74), 685 of 1,308
51.9 Eddie LeBaron (1960-63), 359 of 692
50.7 Don Meredith (1960-68), 1,170 of 2,308

Season

62.6 Roger Staubach (1973), 179 of 286
59.7 Roger Staubach (1971), 126 of 211
59.6 Danny White (1980), 260 of 436

Game (12 or more completions)

84.2 Don Meredith (9/15/68 vs. Detroit) 16 of 19
81.2 Eddie LeBaron (9/16/62 vs. Washington) 13 of 16
80.0 Craig Morton (11/22/70 @ Washington) 12 of 15

LONGEST PASS PLAYS

95 Don Meredith to Bob Hayes (12/13/66 vs. Washington) TD
91 Roger Staubach to Tony Dorsett (9/4/78 vs. Baltimore) TD
89 Craig Morton to Bob Hayes (10/25/70 @ Kansas City) TD

Opponent/Longest Pass Play

94 Norm Snead to Rich Houston, @ N.Y. Giants (9/24/72) TD

PASS RECEIVING

TOTAL RECEPTIONS

Career

378 Drew Pearson (1973-80)
365 Bob Hayes (1965-74)
281 Frank Clarke (1960-67)
229 Billy Joe DuPree (1973-80)

Season

65 Frank Clarke (1964), 973 yards
64 Bob Hayes (1966), 1,232 yards
62 Drew Pearson (1974), 1,087 yards

Game

13 Lance Rentzel (11/19/67 vs. Washington), 223 yards
11 Bill Howton (11/25/62 @ Philadelphia), 102 yards

Opponent/Game

12 J. R. Wilburn, @ Pittsburgh (10/22/67), 142 yards

TOTAL RECEIVING YARDS

Career

7,295 Bob Hayes (1965-74)
6,281 Drew Pearson (1973-80)

Cowboys Individual Records (Cont.)

5,214	Frank Clarke (1960-67)
3,521	Lance Rentzel (1967-70)
3,168	Billy Joe DuPree (1973-80)

Season

1,232	Bob Hayes (1966), 64 receptions
1,087	Drew Pearson (1974), 62 receptions
1,062	Tony Hill (1979), 60 receptions
1,055	Tony Hill (1980), 60 receptions
1,043	Frank Clarke (1962), 47 receptions
1,026	Drew Pearson (1979), 55 receptions
1,009	Lance Rentzel (1968), 54 receptions

Game

246	Bob Hayes (11/13/66 @ Washington), 9 receptions
241	Frank Clarke (9/16/62 vs. Washington), 10 receptions
223	Lance Rentzel (11/19/67 vs. Washington), 13 receptions
213	Tony Hill (11/12/79 vs. Philadelphia), 7 receptions

Opponent/Game

238	Harold Jackson, @ Los Angeles (10/14/73), 7 receptions
-----	--

TOUCHDOWN RECEIVING

Career

71	Bob Hayes (1965-74)
50	Frank Clarke (1960-67)
37	Drew Pearson (1973-80)
36	Billy Joe DuPree (1973-80)

Season

14	Frank Clarke (1962), 47 receptions
13	Bob Hayes (1966), 64 receptions
12	Lance Rentzel (1969), 43 receptions
12	Bob Hayes (1965), 46 receptions

Game

4	Bob Hayes (12/20/70 vs. Houston)
---	----------------------------------

Opponent/Game

4	Harold Jackson, @ Los Angeles (10/14/73)
---	--

RUSHING - RECEIVING

Career

7,527	Don Perkins (1961-68), 6,217 rushing, 1,310 receiving
7,365	Bob Hayes (1965-74), 7,295 receiving, 70 rushing
6,427	Drew Pearson (1973-80), 6,281 receiving, 146 rushing
6,368	Calvin Hill (1969-74), 5,009 rushing, 1,359 receiving

Season

1,703	Tony Dorsett (1978), 1,325 rushing, 378 receiving
1,482	Tony Dorsett (1979), 1,107 rushing, 375 receiving
1,448	Tony Dorsett (1980), 1,185 rushing, 263 receiving
1,432	Calvin Hill (1973), 1,142 rushing, 290 receiving

Game

254	Tony Dorsett (9/4/78 vs. Baltimore), 147 rushing, 107 receiving
246	Bob Hayes (11/13/66 @ Washington), 246 receiving
241	Frank Clarke (9/16/62 vs. Washington), 241 receiving

Cowboys Individual Records (Cont.)

- 230 Tony Dorsett (12/4/77 vs. Philadelphia), 206 rushing,
24 receiving

COMBINED YARDAGE

Career

- 8,596 Bob Hayes (1965-74)
7,978 Don Perkins (1961-68)
6,497 Drew Pearson (1973-80)
6,493 Calvin Hill (1969-74)
6,493 Walt Garrison (1966-74)
6,017 Robert Newhouse (1972-80)
5,913 Tony Dorsett (1977-80)

Season

- 1,998 Amos Marsh (1962), 729 return yards
1,703 Tony Dorsett (1978), no return yards
1,598 Bob Hayes (1965), 603 return yards
1,564 Don Perkins (1961), 451 return yards

Game

- 285 Bob Hayes (12/24/67 vs. Cleveland-Playoff Game)
5/144 receiving, 3/141 punt returns
285 Calvin Hill (11/16/69 @ Washington) 3/100 kickoff
return, 27/150 rushing, 2/35 receiving

PUNTING

TOTAL PUNTS

Career

- 373 Danny White (1976-80)
247 Ron Widby (1968-71)
192 Danny Villanueva (1965-67)

Season

- 80 Danny White (1977), 39.6 average
76 Danny White (1978), 40.5 average
76 Danny White (1979), 41.7 average

Game

- 10 Sam Baker (10/13/63 vs. Detroit) 50.3 average
10 Danny White (11/15/76 vs. Buffalo) 39.9 average

AVERAGE YARDS

Career

- 45.1 Sam Baker (1962-63)

Season

- 45.4 Sam Baker (1962), 57 punts
44.2 Sam Baker (1963), 71 punts
43.3 Ron Widby (1969), 63 punts

Game (4 or more punts)

- 53.4 Ron Widby (11/3/68 @ New Orleans)
53.0 Marv Bateman (11/4/73 vs. Cincinnati)

LONGEST PUNT

- 84 Ron Widby (11/3/68 @ New Orleans)

Cowboys Individual Records (Cont.)

PUNT RETURNS

TOTAL RETURNS

Career

- 146 Butch Johnson (1976-80)
- 109 Mel Renfro (1964-77)
- 104 Bob Hayes (1965-74)

Season

- 54 James Jones (1980), 10.1 average
- 51 Butch Johnson (1978), 7.9 average
- 50 Butch Johnson (1977), 8.5 average

Game

- 9 Butch Johnson (11/15/76 vs. Buffalo)

PUNT RETURN YARDAGE

Career

- 1,313 Butch Johnson (1976-80)
- 1,158 Bob Hayes (1965-74)

Season

- 548 James Jones (1980), 10.1 average
- 489 Butch Johnson (1976), 10.9 average
- 423 Butch Johnson (1977), 8.5 average

Game

- 141 Bob Hayes (12/24/67 vs. Cleveland-Playoff Game),
3 returns
- 122 Bob Hayes (12/ /8/68 vs. Pittsburgh), 3 returns

Longest Punt Return

- 98 Dennis Morgan (10/13/74 vs. St. Louis)
- 90 Bob Hayes (12/6/68 vs. Pittsburgh)

AVERAGE YARDS

- 11.1 Bob Hayes (1965-74), 104 returns
- 10.1 James Jones (1980), 54 returns
- 9.0 Butch Johnson (1976-80), 146 returns

Season (14 or more returns)

- 20.8 Bob Hayes (1968), 15 returns
- 15.1 Dennis Morgan (1974), 19 returns
- 13.1 Mel Renfro (1964), 32 returns

Game

- 47.0 Bob Hayes (12/24/67 vs. Cleveland-Playoff Game)
3 for 141 yards

FAIR CATCHES

Career

- 38 Mel Renfro (1964-77)
- 38 Butch Johnson (1976-80)
- 35 Golden Richards (1973-78)

Season

- 18 Golden Richards (1973)
- 16 Cliff Harris (1972)
- 15 Butch Johnson (1977)

Game

- 4 Golden Richards (11/16/75 @ New England)
- 4 Golden Richards (11/17/74 @ Washington)

Cowboys Individual Records (Cont.)

- 4 Lance Rentzel (12/21/68 vs. Cleveland-playoff game)
- 4 Cliff Harris (12/23/72 @ San Francisco-playoff game)

KICKOFF RETURNS

TOTAL RETURNS

Career

- 85 Mel Renfro (1964-77)
- 79 Butch Johnson (1976-80)

Season

- 40 Mel Renfro (1964), 25.4 average
- 38 Ron Springs (1979), 20.5 average
- 35 Dennis Morgan (1974), 23.5 average

Game

- 8 Mel Renfro (10/29/64 vs. Green Bay), 156 yards

KICKOFF RETURN YARDAGE

Career

- 2,246 Mel Renfro (1964-77)
- 1,832 Butch Johnson (1976-80)

Season

- 1,017 Mel Renfro (1964), 25.4 average
- 823 Cliff Harris (1971), 28.4 average
- 823 Dennis Morgan (1974), 23.5 average

Game

- 168 Mel Renfro (11/22/64 @ Washington), 4 returns
- 157 Amos Marsh (10/14/62 vs. Philadelphia), 4 returns

Longest Kickoff Return

- 101 Amos Marsh (10/14/62 vs. Philadelphia)
- 101 Ike Thomas (12/4/71 vs. N.Y. Jets)
- 100 Mark Washington (11/22/70 @ Washington)
- 100 Mel Renfro (11/7/65 vs. San Francisco)

AVERAGE YARDS

Career

- 26.4 Mel Renfro (1964-77), 85 returns
- 25.7 Cliff Harris (1970-79), 63 returns

Season

- 30.0 Mel Renfro (1965), 21 returns
- 28.4 Cliff Harris (1971), 29 returns

Game (4 or more)

- 42.0 Mel Renfro (11/22/64 @ Washington) 4 for 168 yards

INTERCEPTIONS

TOTAL INTERCEPTIONS

Career

- 52 Mel Renfro (1964-77)
- 38 Charlie Waters (1970-78, 1980)
- 34 Cornell Green (1962-74)
- 32 Lee Roy Jordan (1963-76)

Season

- 10 Mel Renfro (1969), 118 yards
- 8 Don Bishop (1961), 172 yards

Cowboys Individual Records (Cont.)

Game

- 3 Herb Adderley (9/26/71 @ Philadelphia), 102 yards
3 Lee Roy Jordan (11/4/73 vs. Cincinnati), 49 yards

INTERCEPTION YARDAGE

Career

- 626 Mel Renfro (1964-77)
563 Charlie Waters (1970-78, 1980)
552 Cornell Green (1962-74)

Season

- 211 Cornell Green (1963), 7 for 30.1 average
182 Herb Adderley (1971), 6 for 30.3 average

Game

- 121 Mike Gaechter (11/3/63 vs. Washington) on 2 int.

Longest Interception Return

- 100 Mike Gaechter (10/14/62 vs. Philadelphia)
90 Mel Renfro (10/4/65 @ St. Louis)

TOUCHDOWN INTERCEPTIONS

Career

- 3 Mel Renfro (1964-77)
3 Lee Roy Jordan (1963-76)
3 Larry Cole (1968-80)

Cowboys Team Records

1960: 12 games; 1961-77: 14 games; 1978-80: 16 games

MOST POINTS SCORED

Season

- 454 1980
445 1966**

Game

- 59 9/15/68 vs. Detroit
59 10/12/80 vs. San Francisco

FEWEST POINTS SCORED

Season

- 177 1960
236 1961**
371 1979*

Game

- 0 11/16/70 vs. St. Louis

OPPONENT/MOST POINTS SCORED

Season

- 402 1962

Game

- 54 10/18/70 @ Minnesota

OPPONENT/FEWEST POINTS SCORED

Season

- 186 1968
208 1978*

Game

- 0 9 times, last 9/4/78 vs. Baltimore

MOST POINTS, BOTH TEAMS

Game

- 86 9/19/71 @ Buffalo,
(Dallas 49, Buffalo 37)
77 12/12/77 @ San Fran.,
(Dallas 42, San Fran. 35)

*16-game record;

FEWEST POINTS, BOTH TEAMS

Game

- 8 12/12/70 @ Cleveland,
(Dallas 6, Cleveland 2)

MOST DECISIVE WIN

Game

- 49 10/9/66 vs. Philadelphia,
(Dallas 56, Philadelphia 7)
46 9/15/68 vs. Detroit,
(Dallas 59, Detroit 13)
45 9/18/66 vs. N.Y. Giants,
(Dallas 52, Giants 7)
45 10/12/80 vs. San Fran.,
(Dallas 59, San Fran. 14)

MOST DECISIVE LOSS

Game

- 41 10/16/60 vs. Cleveland,
(Cleveland 48, Dallas 7)
41 10/18/70 @ Minnesota,
(Minnesota 54, Dallas 13)

MOST TOUCHDOWNS SCORED

Season

- 60 1980
56 1966**

Game

- 8 10/9/66 vs. Philadelphia
8 9/15/68 vs. Detroit
8 10/12/80 vs. San Francisco

FEWEST TOUCHDOWNS SCORED

Season

- 23 1960
29 1961**

**14-game record

Cowboys Team Records (Cont.)

OPPONENT/MOST TDS SCORED

Season
52 1962

Game
7 12/9/62 @ St. Louis

OPPONENT/FEWEST TDS SCORED

Season
22 1973

MOST TOUCHDOWNS BY:

RUSHING

Season
26 1980
25 1971**

Game
5 9/19/71 @ Buffalo

PASSING

Season
31 1962

Game
5 5 times, last 12/20/70
vs. Houston

INTERCEPTIONS

Season
3 1966, 67, 68, 75

Game
1 24 times, last 11/23/80
vs. Washington

KO RETURNS

Season
2 1971

PUNT RETURN

Season
2 1968

FEWEST TOUCHDOWNS BY:

RUSHING

Season
6 1961
6 1962**

PASSING

10 1964

OPPONENT/MOST TOUCHDOWNS BY:

RUSHING

Season
24 1960

Game
5 4 times, last 10/10/65
vs. Philadelphia

PASSING

Season
33 1962

Game
5 10/30/60 vs. Baltimore
5 11/2/69 @ Cleveland

INTERCEPTIONS

Season
6 1961

KO RETURN

3 1966

PUNT RETURNS

Game
1 6 times, last 10/23/77 @
Philadelphia

OPPONENT/FEWEST TDS BY:

RUSHING

Season
2 1968
3 1969
13 1978*

PASSING

Season
10 1970
11 1978*

MOST PATS SCORED

Season
59 1980
56 1966**

Game
8 9/15/68 vs. Detroit
8 10/12/80 vs. San Fran.

OPPONENT/MOST PATS SCORED

Season
49 1962

Game
7 12/9/62 @ St. Louis

MOST FGS SCORED

Season
22 1975
19 1978*

Game
4 11/24/66 vs. Cleveland
4 11/12/72 vs. St. Louis
4 9/21/75 vs. Los Angeles

SCORE BY QUARTERS

1ST QUARTER

28 10/19/69 vs. Philadelphia

28 12/4/71 vs. N.Y. Jets

2ND QUARTER

24 9/18/66 vs. N.Y. Giants

24 10/30/66 vs. Pittsburgh

24 9/15/68 vs. Detroit

24 10/24/71 vs. New England

24 10/12/80 vs. San Francisco

3RD QUARTER

21 10/30/66 vs. Pittsburgh

21 9/24/73 vs. New Orleans

21 12/7/74 vs. Cleveland

21 9/28/75 vs. St. Louis

21 10/26/80 vs. San Diego

4TH QUARTER

21 12/19/65 @ N.Y. Giants

21 9/15/68 vs. Detroit

21 10/6/75 @ Detroit

21 10/21/73 vs. N.Y. Giants

21 11/27/80 vs. Seattle

SCORE BY HALVES

1ST HALF

42 10/19/69 vs. Philadelphia

2ND HALF

31 9/29/68 @ Philadelphia

31 11/17/68 @ Washington

OPPONENT/SCORE BY QUARTERS

1ST QUARTER

21 12/3/60 vs. Cleveland

2ND QUARTER

28 12/16/62 @ N.Y. Giants

3RD QUARTER

21 12/17/61 @ Washington

*16-game record;

**14-game record

Cowboys Team Records (Cont.)

4TH QUARTER

21	12/9/62 @ St. Louis
21	11/28/65 @ Washington
21	11/16/70 vs. St. Louis
21	11/5/72 @ San Diego

OPPONENT/SCORE BY HALVES

1ST HALF

35	12/16/62 @ N.Y. Giants
----	------------------------

2ND HALF

38	12/9/62 @ St. Louis
----	---------------------

SCORE BY QUARTERS, BOTH TEAMS

1ST QUARTER

35	10/19/69 vs. Philadelphia
----	---------------------------

2ND QUARTER

38	11/10/75 vs. Kansas City
----	--------------------------

3RD QUARTER

35	9/28/75 vs. St. Louis
----	-----------------------

4TH QUARTER

35	10/21/73 vs. N.Y. Giants
----	--------------------------

SCORE BY HALVES, BOTH TEAMS

1ST HALF

59	12/16/62 @ N.Y. Giants
----	------------------------

2ND HALF

52	9/28/75 vs. St. Louis
----	-----------------------

FIRST DOWNS

MOST FIRST DOWNS

Season

342	1978
297	1968**

Game

32	10/9/66 vs. Philadelphia
32	9/10/78 @ N.Y. Giants
32	11/12/78 @ Green Bay

FEWEST FIRST DOWNS

Season

180	1960
211	1965**
337	1980*

Game

8	10/16/60 vs. Cleveland
8	11/12/61 @ Pittsburgh
8	12/10/61 @ St. Louis
8	11/29/64 vs. Green Bay
8	11/1/70 vs. Philadelphia

OPPONENT/MOST FIRST DOWNS

Season

296	1980
274	1962**

Game

29	10/22/67 @ Pittsburgh
----	-----------------------

OPPONENT/FEWEST FIRST DOWNS

Season

199	1974
-----	------

Game

5	11/6/66 @ Philadelphia
5	10/20/74 vs. Philadelphia

MOST FIRST DOWNS, BOTH TEAMS

633	1980
522	1975**

Game

55	10/1/67 vs. Los Angeles
----	-------------------------

MOST FIRST DOWNS BY:

RUSHING

Season

147	1974
-----	------

Game

17	11/12/78 @ Green Bay
----	----------------------

PASSING

Season

195	1979
144	1971**

Game

23	11/10/63 @ San Francisco
----	--------------------------

PENALTY

Season

29	1978
24	1966**

Game

5	12/11/60 @ Detroit
5	12/10/67 vs. Philadelphia
5	11/3/74 vs. St. Louis

FEWEST FIRST DOWNS BY:

RUSHING

Season

57	1960
87	1965**

Game

0	11/16/70 vs. St. Louis
---	------------------------

PASSING

Season

95	1970
----	------

Game

3	8 times, last 9/23/74 @ Philadelphia
---	--------------------------------------

PENALTY

Season

9	1961
9	1962**
9	1971**

OPPONENT/MOST FIRST DOWNS BY:

RUSHING

Season

122	1961
-----	------

Game

15	12/3/61 vs. Cleveland
15	9/23/62 vs. Pittsburgh

PASSING

Season

166	1962
-----	------

Game

21	11/18/62 vs. Chicago
----	----------------------

PENALTY

Season

28	1980
27	1967*

Game

5	11/21/65 vs. Cleveland
5	12/7/74 vs. Cleveland

OPPONENT/FEWEST FIRST DOWNS BY:

RUSHING

Season

52	1969
83	1978**

PASSING

Season

94	1977
128	1978*

PENALTY

Season

10	1969
19	1979*

*16-game record;

**14-game record

Cowboys Team Records (Cont.)

TOTAL YARDS

MOST NET YARDS GAINED

Season
5,968 1979
5,145 1966**

Game
652 10/6/66 vs. Philadelphia
583 9/4/78 vs. Baltimore
578 9/30/73 vs. St. Louis

FEWEST NET YARDS GAINED

3,153 1960
3,704 1964**
5,468 1980*

Game
126 12/10/61 @ St. Louis

OPPONENT/MOST NET YARDS GAINED

Season
5,325 1963
5,279 1980*

Game
527 12/9/62 @ St. Louis
517 12/15/80 @ Los Angeles

OPPONENT/FEWEST NET YDS. GAINED

Season
3,213 1977
4,009 1978**

Game
63 10/24/65 @ Green Bay
80 12/10/67 vs. Philadelphia

MOST NET YARDS, BOTH TEAMS

Season
10,747 1980
10,096 1962**

Game
926 11/10/63 @ San Francisco
874 10/26/80 vs. San Diego

RUSHING

MOST YARDS RUSHING

Season
2,783 1978
2,458 1974**

Game
313 11/12/78 @ Green Bay

FEWEST YARDS RUSHING

Season
1,049 1960
1,608 1965**

Game
41 11/7/65 vs. San Francisco

OPPONENT/MOST YARDS RUSHING

Season
2,242 1960
2,115 1979*

Game
289 10/22/61 vs. Philadelphia

OPPONENT/FEWEST YARDS RUSHING

Season
1,050 1969
1,721 1978*

Game
7 10/30/66 vs. Pittsburgh

MOST YARDS RUSHING, BOTH TEAMS

Season
4,504 1978
4,131 1975**

Game
466 10/22/61 vs. Philadelphia
450 10/15/61 vs. N.Y. Giants

MOST ATTEMPTS RUSHING

Season
625 1978
571 1975**

Game
59 10/12/80 vs. San Francisco

FEWEST RUSHING ATTEMPTS

Season
311 1960
416 1961**
578 1979*

Game
16 11/7/65 vs. San Francisco

OPPONENT/MOST ATMPTS. RUSHING

Game
54 10/11/70 vs. Atlanta

PASSING

MOST NET YARDS PASSING

Season
3,176 1978
3,026 1968**

Game
440 10/9/66 vs. Philadelphia

FEWEST NET YARDS PASSING

Season
2,013 1964
3,104 1980*

Game
-10 10/24/65 @ Green Bay

OPPONENT/MOST NET YDS. PASSING

Season
3,674 1964
3,205 1980*

Game
437 11/18/62 vs. Chicago

OPPONENT/FEWEST NET YDS. PASS.

Season
1,562 1977
2,288 1980*

Game
-1 10/24/65 @ Green Bay
-1 12/21/75 @ N.Y. Jets

MOST GROSS YARDS PASSING

Season
3,883 1979
3,331 1966**

Game
460 11/10/63 @ San Francisco

FEWEST GROSS YARDS PASSING

Season
2,388 1960
2,445 1970**
3,356 1980*

Game
42 10/24/65 @ Green Bay

OPPONENT/MOST GROSS YDS. PASS.

Season
3,904 1962
3,563 1980*

Game
466 11/18/62 vs. Chicago

*16-game record;

**14-game record

Cowboys Team Records (Cont.)

OPPONENT/FEWEST GROSS YDS. PASS.

Season	1,991	1977
	2,730	1978*
Game	-15	12/21/75 @ N.Y. Jets

MOST PASS ATTEMPTS

Season	503	1979
	442	1961**
Game	50	10/26/75 @ Philadelphia

FEWEST PASS ATTEMPTS

Season	297	1970
	449	1978, 80*
Game	11	10/21/73 vs. N.Y. Giants
	11	10/11/70 vs. Atlanta

OPPONENT/MOST PASS ATTEMPTS

Season	484	1980
	482	1967**
Game	47	11/18/62 vs. Chicago

OPPONENT/FEWEST PASS ATTEMPTS

Season	293	1960
	326	1961**
	432	1978*
Game	10	10/3/71 vs. Washington
	10	11/22/73 vs. Miami

MOST PASS COMPLETIONS

Season	251	1978
	222	1976**
Game	27	10/31/71 @ Chicago

FEWEST PASS COMPLETIONS

Season	149	1970
	251	1978*
Game	4	10/11/70 vs. Atlanta

OPPONENT/MOST PASS COMPLETIONS

Season	260	1967
	231	1980*
Game	28	11/18/62 vs. Chicago

OPPONENT/FEWEST PASS COMPLNS.

Season	146	1960
	154	1977**
	202	1978*
Game	2	12/21/75 @ N.Y. Jets

DEFENSE, MOST QB SACKS

Season	60	1966
	58	1978*
Game	10	10/27/69 vs. N.Y. Giants

*16-game record;

OPPONENT/DFNS., MOST QB SACKS

Season	68	1964
Game	9	10/24/65 @ Green Bay

INTERCEPTIONS

MOST PASSES INTERCEPTED

Season	29	1967
Game	7	9/30/60 vs. Philadelphia
	7	9/26/71 @ Philadelphia

FEWEST PASSES INTERCEPTED

Season	13	1974, 79
--------	----	----------

OPPONENT/MOST PASSES INTER.

Season	33	1960
Game	5	11/5/61 vs. St. Louis
	5	11/9/80 @ N.Y. Giants

OPPONENT/FEWEST PASSES INTER.

Season	10	1977
	13	1979*

PENALTIES

MOST PENALTIES

Season	107	1980
	106	1977**
Game	14	11/6/77 @ N.Y. Giants
	14	9/9/79 @ San Francisco

FEWEST PENALTIES

Season	47	1961
	96	1978**
Game	0	12/10/61 @ St. Louis
	0	11/23/80 vs. Washington

OPPONENT/MOST PENALTIES

Season	106	1980
	78	1977**
Game	11	11/1/64 @ Chicago
	11	10/9/77 @ St. Louis
	11	11/23/78 vs. Washington

OPPONENT/FEWEST PENALTIES

Season	38	1961
	70	1979*
Game	0	10/21/62 @ Pittsburgh
	0	12/5/65 @ Philadelphia

MOST YARDS PENALIZED

Season	952	1964, 71
Game	161	11/2/70 @ Washington
	159	10/13/68 vs. Philadelphia

**14-game record

Cowboys Team Records (Cont.)

FEWEST YARDS PENALIZED

Season	
427	1961
704	1978°

Game	
0	12/5/65 @ Philadelphia
0	10/21/62 @ Pittsburgh

OPPONENT/MOST YARDS PENALIZED

Season	
989	1980
781	1964°°

Game	
166	10/9/77 @ St. Louis
149	11/6/60 vs. Los Angeles

BOTH TEAMS, FEWEST YDS. PENAL.

Season	
789	1961

Game	
10	12/10/61 @ St. Louis

PUNTING

MOST PUNTS

Season	
83	1977
77	1978°°

Game	
10	11/15/76 vs. Buffalo
10	10/13/63 vs. Detroit

OPPONENT/MOST PUNTS

Season	
108	1978
103	1977°°

Game	
11	9/30/62 @ Los Angeles
11	9/15/74 @ Atlanta
11	11/15/76 vs. Buffalo

HIGHEST AVERAGE

Season	
45.4	1962

Game	
53.4	11/3/68 vs. New Orleans (4)

OPPONENT/HIGHEST AVERAGE

Season	
45.5	1961

Game	
54.3	10/17/65 @ Cleveland (6)

PUNT RETURNS

MOST PUNT RETURNS

63	1978
62	1974°°

Game	
9	11/15/76 vs. Buffalo

MOST PUNT RETURN YARDS

Season	
573	1974
556	1980°

Game	
122	12/8/68 vs. Pittsburgh

OPPONENT/MOST PUNT RETURNS

Season	
43	1970
40	1978°

Game	
7	10/13/63 vs. Detroit
7	12/13/75 vs. Washington

OPPONENT/MOST PUNT RETURN YDS.

Season	
343	1974
311	1978°

Game	
109	11/16/70 vs. St. Louis

KICKOFF RETURN

MOST KICKOFF RETURNS

Season	
68	1979
66	1960

Game	
9	10/18/70 @ Minnesota

MOST KICKOFF RETURN YARDS

Season	
1,376	1971
1,322	1979°

Game	
260	11/7/65 vs. San Francisco

OPPONENT/MOST KICKOFF RETURNS

Season	
78	1966
73	1978, 80°

Game	
10	9/15/68 vs. Detroit

OPPONENT/MOST KICKOFF RET. YDS.

Season	
1,709	1978
1,699	1966°°

Game	
261	11/6/66 @ Philadelphia

FUMBLES

MOST FUMBLES

Season	
46	1961
36	1978°

Game	
7	10/11/71 vs. N.Y. Giants

MOST FUMBLES LOST

Season	
21	1961, 71, 79

Game	
5	11/13/68 @ New Orleans
5	10/11/71 vs. N.Y. Giants
5	11/10/75 vs. Kansas City

OPPONENT/MOST FUMBLES

Season	
44	1973
33	1980°

Game	
7	11/28/65 @ Washington
7	11/10/75 vs. Kansas City

OPPONENT/MOST FUMBLES LOST

Season	
25	1971
20	1980°

Game	
5	10/11/71 vs. N.Y. Giants
5	9/16/73 @ Chicago
5	10/12/80 vs. San Francisco

°16-game record;

°°14-game record

Miscellaneous Records

INDIVIDUAL

MOST CONSECUTIVE PASSES COMPLETED

- 12 Roger Staubach (last 11 vs. Baltimore, Sept. 4, 1978, and first one vs. N.Y. Giants, Sept. 10, 1978).

MOST CONSECUTIVE PASSES WITHOUT INTERCEPTION

- 166 Don Meredith (began vs. Philadelphia, Dec. 5, 1965, ended vs. St. Louis, Oct. 16, 1966).

MOST CONSECUTIVE GAMES RUSH FOR TD

- 6 Tony Dorsett in 1977.

MOST CONSECUTIVE GAMES CATCH TD PASS

- 7 Frank Clarke (final game of 1961 season, first six games in '62).
7 Bob Hayes (final three games of 1965 season, first four games in 1966).

MOST CONSECUTIVE GAMES INTERCEPT PASS

- 5 Don Bishop in 1961.

MOST CONSECUTIVE PATS

- 99 Mike Clark (last 17 in 1969, all 35 in 1970 and all 47 in 1971).

MOST CONSECUTIVE GAMES AT LEAST ONE PASS CATCH

- 58 Drew Pearson (final three games of 1974 season, all of 1975, 1976 and 1977, first 13 games of 1978; ended vs. New England, Dec. 3, 1978).

MOST CONSECUTIVE GAMES KICK FG

- 10 Mike Clark (final nine games of 1969 season, first game in 1970).
10 Toni Fritsch, twice (final seven games of 1972 season, first three games in 1973; first 10 games in 1975).

MOST CONSECUTIVE GAMES PLAYED

- 196 Bob Lilly (from 1961 through 1974).

MOST UNASSISTED TACKLES IN A GAME

- 14 Lee Roy Jordan vs. Philadelphia, Oct. 28, 1973.

MOST ASSISTED TACKLES IN A GAME

- 15 Jerry Tubbs vs. Chicago, Nov. 27, 1960.

MOST TACKLES COMBINED IN A GAME

- 21 Lee Roy Jordan vs. Philadelphia, Sept. 26, 1971.

TEAM

MOST CONSECUTIVE GAMES INTERCEPT PASS

- 28 Every game in 1962 and 1963.

MOST CONSECUTIVE PATS

- 162 1969, 1970, 1971, 1972, 1973.

MOST CONSECUTIVE GAMES WITHOUT LOSING FUMBLE

- 3 1973, 1974, 1975, 1976 and 1977.

PAT Record

- | | |
|---------------------------------------|--|
| 21 of 23 in 1960 — last 17 straight. | 45 of 46 in 1973 — first 24, last 21. |
| 29 of 29 in 1961 — all 29. | 37 of 38 in 1974 — first 4, last 33. |
| 50 of 51 in 1962 — first 33, last 17. | 38 of 40 in 1975 — last 34. |
| 38 of 40 in 1963 — first 32. | 34 of 34 in 1976 — all 34. |
| 28 of 30 in 1964 — last 23. | 39 of 41 in 1977 — first 14, last 16. |
| 37 of 38 in 1965 — last 24. | 46 of 48 in 1978 — first 8, last one. |
| 56 of 56 in 1966 — all 56. | 40 of 45 in 1979 — first one, last 26. |
| 41 of 44 in 1967 — first 8, last 1. | 59 of 60 in 1980 — first 52, last 7. |
| 54 of 54 in 1968 — all 54. | |
| 43 of 44 in 1969 — first 26, last 17. | |
| 35 of 35 in 1970 — all 35. | |
| 50 of 50 in 1971 — all 50. | |
| 36 of 36 in 1972 — all 36. | |

Cowboys Big Days

RUSHING

(includes all 100-yard days)

- 206—Tony Dorsett vs. Philadelphia, Dec. 4, 1977 (23 carries).
- 183—Tony Dorsett @ N.Y. Giants, Nov. 9, 1980 (24 carries).
- *160—Tony Dorsett vs. Los Angeles, Dec. 28, 1980 (22 carries).
- 154—Tony Dorsett vs. St. Louis, Sept. 24, 1978 (21 carries).
- 153—Calvin Hill vs. San Francisco, Nov. 10, 1974 (32 carries).
- 152—Tony Dorsett vs. New Orleans, Nov. 19, 1978 (25 carries).
- 150—Calvin Hill @ Washington, Nov. 16, 1969 (27 carries).
- 149—Tony Dorsett @ Green Bay, Nov. 12, 1978 (23 carries).
- 147—Tony Dorsett vs. Baltimore, Sept. 4, 1978 (15 carries).
- 145—Tony Dorsett @ Minnesota, Oct. 7, 1979 (21 carries).
- *143—Duane Thomas vs. San Francisco, Jan. 3, 1971 (27 carries).
- 141—Tony Dorsett @ St. Louis, Oct. 9, 1977 (14 carries).
- 140—Calvin Hill vs. Philadelphia, Oct. 20, 1974 (26 carries).
- 138—Calvin Hill @ New Orleans, Sept. 28, 1969 (23 carries).
- 137—Don Perkins vs. St. Louis, Oct. 28, 1962 (24 carries).
- 137—Don Perkins vs. N. Y. Giants, Oct. 11, 1964 (17 carries).
- *135—Duane Thomas vs. Detroit, Dec. 26, 1970 (30 carries).
- 134—Duane Thomas @ Kansas City, Oct. 25, 1970 (20 carries).
- 133—Don Perkins @ Green Bay, Oct. 24, 1965 (22 carries).
- 130—Calvin Hill @ Chicago, Sept. 16, 1973 (31 carries).
- *125—Calvin Hill @ San Francisco, Dec. 23, 1972 (18 carries).
- 124—Robert Newhouse @ St. Louis, Dec. 16, 1973 (19 carries).
- 123—Don Perkins vs. Cleveland, Dec. 3, 1961 (20 carries).
- 123—Duane Thomas vs. Washington, Dec. 6, 1970 (19 carries).
- 123—Calvin Hill vs. N. Y. Giants, Oct. 21, 1973 (23 carries).
- 122—Scott Laidlaw vs. Washington, Nov. 23, 1978 (16 carries).
- 122—Tony Dorsett vs. St. Louis, Nov. 16, 1980 (26 carries).
- 121—Walt Garrison vs. Washington, Dec. 9, 1972 (10 carries).
- 121—Tony Dorsett @ N.Y. Jets, Dec. 17, 1978 (29 carries).
- 120—Robert Newhouse @ Seattle, Oct. 3, 1976 (19 carries).
- 120—Calvin Hill @ St. Louis, Dec. 3, 1972 (26 carries).
- 119—Tony Dorsett vs. Cincinnati, Sept. 30, 1979 (20 carries).
- 117—Amos Marsh vs. Cleveland, Dec. 2, 1962 (17 carries).
- 117—Calvin Hill @ Philadelphia, Sept. 20, 1970 (25 carries).
- 117—Calvin Hill vs. Atlanta, Oct. 11, 1970 (29 carries).
- 115—Duane Thomas vs. Houston, Dec. 20, 1970 (17 carries).
- 114—Dan Reeves @ Cleveland, Sept. 17, 1967 (18 carries).
- 112—Duane Thomas vs. N. Y. Jets, Dec. 4, 1971 (14 carries).
- 111—Don Perkins vs. Cleveland, Nov. 24, 1966 (23 carries).
- 111—Don Perkins vs. Atlanta, Nov. 5, 1967 (21 carries).
- 111—Calvin Hill vs. Washington, Dec. 9, 1972 (24 carries).
- 111—Tony Dorsett @ N.Y. Giants, Sept. 10, 1978 (24 carries).
- 111—Tony Dorsett vs. St. Louis, Oct. 21, 1979 (20 carries).
- 110—Calvin Hill vs. Washington, Dec. 9, 1973 (27 carries).
- 109—Amos Marsh @ Washington, Nov. 4, 1962 (10 carries).
- 109—Don Perkins @ Washington, Sept. 29, 1963 (25 carries).
- 109—Calvin Hill vs. New Orleans, Nov. 9, 1969 (13 carries).
- 108—Don Perkins vs. Minnesota, Sept. 24, 1961 (17 carries).
- 108—Don Perkins @ Pittsburgh, Oct. 21, 1962 (20 carries).
- 108—Dan Reeves vs. Washington, Dec. 11, 1966 (10 carries).
- *108—Don Perkins vs. Green Bay Jan. 1, 1967 (17 carries).
- 108—Calvin Hill vs. Pittsburgh, Oct. 8, 1972 (23 carries).
- 108—Robert Newhouse @ N.Y. Jets, Dec. 21, 1975 (19 carries).
- 108—Robert Newhouse @ St. Louis, Sept. 2, 1979 (18 carries).
- 108—Tony Dorsett vs. Chicago, Sept. 16, 1979 (20 carries).
- 108—Tony Dorsett vs. N.Y. Giants, December 2, 1979 (29 carries).
- 107—Tony Dorsett vs. Seattle, Nov. 27, 1980 (24 carries).
- 104—Duane Thomas @ Washington, Nov. 22, 1970 (16 carries).
- 104—Scott Laidlaw vs. Philadelphia, Sept. 12, 1976 (19 carries).
- 103—Don Perkins @ Washington, Nov. 17, 1968 (13 carries).
- 103—Calvin Hill @ Washington, Oct. 8, 1973 (21 carries).
- 103—Tony Dorsett vs. Los Angeles, Oct. 14, 1979 (24 carries).
- 102—Walt Garrison vs. N. Y. Giants, Oct. 27, 1969 (16 carries).
- 101—Duane Thomas @ St. Louis, Nov. 7, 1971 (26 carries).
- 101—Preston Pearson vs. Green Bay, Oct. 19, 1975 (15 carries).
- 101—Robert Newhouse @ Green Bay, Nov. 12, 1978 (18 carries).
- 100—Calvin Hill @ Philadelphia, Nov. 19, 1972 (15 carries).
- 100—Calvin Hill @ Philadelphia, Oct. 28, 1973 (25 carries).
- 100—Tony Dorsett vs. Tampa Bay, Sept. 21, 1980 (20 carries).

*Playoff Game.

Cowboys Big Days (Cont.)

PASSING

- 460—Don Meredith @ San Francisco, Nov. 10, 1963 (30 of 48).
- 406—Don Meredith @ Washington, Nov. 13, 1966 (21 of 29).
- 394—Don Meredith @ Philadelphia, Nov. 6, 1966 (14 of 24).
- 358—Don Meredith vs. N. Y. Giants, Sept. 18, 1966 (14 of 24).
- 349—Craig Morton vs. Houston, Dec. 20, 1970 (13 of 17).
- 345—Eddie LeBaron vs. Pittsburgh, Sept. 24, 1960 (15 of 28).
- 339—Roger Staubach vs. Baltimore, Sept. 26, 1976 (22 of 28).
- 336—Roger Staubach vs. Washington, Dec. 16, 1979 (24 of 42).
- 326—Don Meredith vs. St. Louis, Dec. 11, 1965 (16 of 30).
- *322—Danny White @ Atlanta, Jan. 4, 1981 (25 of 39).
- 314—Roger Staubach @ Philadelphia, Oct. 26, 1975 (27 of 49).
- 308—Roger Staubach vs. Philadelphia, November 12, 1979 (17 of 28).
- 307—Roger Staubach vs. St. Louis, Sept. 28, 1975 (23 of 34).
- 306—Don Meredith @ Philadelphia, Oct. 13, 1968 (21 of 38).
- 303—Roger Staubach @ Cleveland, Sept. 24, 1979 (21 of 39).
- 302—Don Meredith vs. Philadelphia, Nov. 17, 1963 (25 of 33).

RECEIVING

- 246 — Bob Hayes @ Washington, Nov. 13, 1966 (9 catches).
- 241 — Frank Clarke vs. Washington, Sept. 16, 1962 (10 catches).
- 223 — Lance Rentzel vs. Washington, Nov. 19, 1967 (13 catches).
- 213 — Tony Hill vs Philadelphia, November 12, 1979 (7 catches).
- 195 — Bob Hayes vs. N. Y. Giants, Sept. 18, 1966 (6 catches).
- 190 — Frank Clarke @ San Francisco, Nov. 10, 1963 (8 catches).
- 188 — Drew Pearson @ Detroit, Oct. 6, 1975 (6 catches).
- 187 — Bob Hayes vs. Houston, Dec. 20, 1970 (6 catches).
- 177 — Bob Hayes vs. Philadelphia, Oct. 10, 1965 (8 catches).
- 170 — Bob Hayes @ Pittsburgh, Oct. 22, 1967 (7 catches).
- 168 — Frank Clarke @ N.Y. Giants, Oct. 20, 1963 (4 catches).
- 161 — Drew Pearson @ Philadelphia, Sept. 23, 1974 (10 catches).

The Last Time . . .

Punt Returned for TD

- BY COWBOYS — Charlie Waters (Jay Saldi block), 17 yards, @ Philadelphia, Oct. 23, 1977. Golden Richards, 43 yards, @ Philadelphia, Oct. 26, 1975.
- BY OPPONENT — Bob Hammond, N.Y. Giants, 68 yards, Sept. 25, 1977.

Kickoff Returned for TD

- BY COWBOYS — Thomas Henderson, 97 yards, vs. St. Louis, Sept. 28, 1975.
- BY OPPONENT — Roy Green, St. Louis, 106 yards, October 21, 1979. (Playoff Game: Vic Washington, @ San Francisco, 97 yards, Dec. 23, 1972).

Intercepted Pass Returned for TD

- BY COWBOYS — Larry Cole, 43 yards vs. Washington, Nov. 23, 1980.
- BY OPPONENT — Woodrow Lowe, San Diego, 16 yards, Oct. 26, 1980.

Shutout Scored

- BY COWBOYS — Dallas 38, Baltimore 0, Sept. 4, 1978.
- BY OPPONENT — St. Louis 38, Dallas 0, Nov. 16, 1970.

Fumble Returned for TD

- BY COWBOYS — Benny Barnes 33 yards @ Minnesota, October 7, 1979.
- BY OPPONENT — Billy Thompson, @ Denver, 32 yards, Sept. 14, 1980.

PAT Unsuccessful

- BY COWBOYS — Rafael Septien @ Oakland, Dec. 7, 1980.
- BY OPPONENT — Toni Fritsch, Houston, Nov. 22, 1979.

Punt Blocked

- BY COWBOYS — Jay Saldi @ Philadelphia, Oct. 23, 1977.
- BY OPPONENT — John Thaxton, St. Louis, Sept. 24, 1978.

*Playoff game.

Cowboys Longest Plays

LONG RUNS FROM SCRIMMAGE

- 84—Tony Dorsett vs. Philadelphia, Dec. 4, 1977 (TD).
- 77—Tony Dorsett vs. S. Louis, Oct. 9, 1977 (TD).
- 73—Amos Bullocks vs. Chicago, Nov. 18, 1962 (TD).
- 71—Amos Marsh vs. N.Y. Giants, Oct. 15, 1961.
- 70—Amos Marsh vs. Washington, Nov. 4, 1962.
- 68—Les Shy vs. Philadelphia, Oct. 9, 1966.
- 67—Dan Reeves vs. Washington, Dec. 11, 1966 (TD).
- 64—Jim Stiger vs. Washington, Nov. 22, 1964.
- 63—Tony Dorsett vs. New Orleans, Nov. 19, 1978.
- 59—Don Perkins vs. Pittsburgh, Sept. 27, 1964.
- 59—Scott Laidlaw vs. Washington, Nov. 23, 1978.
- 56—Frank Clarke vs. New Orleans, Nov. 12, 1967.
- 56—Duane Thomas vs. New England, Oct. 24, 1971 (TD).
- 56—Tony Dorsett vs. N.Y. Giants, Nov. 9, 1980.
- 55—Calvin Hill vs. New Orleans, Nov. 9, 1969.

LONG FORWARD PASSES

- 95—Don Meredith to Bob Hayes vs. Washington, Nov. 13, 1966 (TD).
- 91—Roger Staubach to Tony Dorsett vs. Baltimore, Sept. 4, 1978 (TD).
- 89—Craig Morton to Bob Hayes vs. Kansas City, Oct. 25, 1970 (TD).
- *86—Don Meredith to Bob Hayes vs. Cleveland, Dec. 24, 1967 (TD).
- 86—Craig Morton to Lance Rentzel vs. Philadelphia, Nov. 1, 1970 (TD).
- 85—Eddie LeBaron to Amos Marsh vs. Los Angeles, Sept. 30, 1962 (TD).
- 85—Roger Staubach to Bob Hayes vs. N. Y. Giants, Dec. 12, 1971 (TD).
- 84—Don Meredith to Pete Gent vs. Pittsburgh, Oct. 30, 1966 (TD).

LONG PUNTS

- 84—Ron Widby vs. New Orleans, Nov. 3, 1968.
- 75—Billy Lothridge vs. N.Y. Giants, Oct. 11, 1964.
- 75—Sam Baker vs. Los Angeles, Sept. 30, 1962.
- 73—Danny White vs. Los Angeles, Oct. 14, 1979.
- 71—Billy Lothridge vs. St. Louis, Sept. 12, 1964.
- 71—Sam Baker vs. N.Y. Giants, Dec. 16, 1962.

LONG PUNT RETURNS

- 98—Dennis Morgan vs. St. Louis, Oct. 13, 1974 (TD).
- 90—Bob Hayes vs. Pittsburgh, Dec. 8, 1968 (TD).
- 69—Bob Hayes vs. St. Louis, Nov. 23, 1967 (TD).
- 69—Mel Renfro vs. Green Bay, Nov. 29, 1964 (TD).
- *68—Bob Hayes vs. Cleveland, Dec. 24, 1967.
- 63—Bob Hayes vs. N.Y. Giants, Dec. 15, 1968 (TD).
- *63—Golden Richards vs. Minnesota, Dec. 30, 1973 (TD).
- 55—Butch Johnson vs. Philadelphia, Dec. 5, 1976.
- 52—James Jones vs. Washington, Nov. 23, 1980.
- 51—Mel Renfro vs. Cleveland, Oct. 4, 1964.
- 50—Bob Hayes vs. Washington, Nov. 16, 1969.

LONG KICKOFF RETURNS

- 101—Amos Marsh vs. Philadelphia, Oct. 14, 1962 (TD).
- 101—Ike Thomas vs. N.Y. Jets, Dec. 4, 1971 (TD).
- 100—Mark Washington vs. Washington, Nov. 22, 1970 (TD).
- 100—Mel Renfro vs. San Francisco, Nov. 7, 1965 (TD).
- 97—Thomas Henderson vs. St. Louis, Sept. 28, 1975 (TD).
- 89—Ike Thomas vs. Los Angeles, Nov. 25, 1971 (TD).
- 87—Mel Renfro vs. Pittsburgh, Oct. 30, 1966 (TD).

LONG INTERCEPTION RETURNS

- 100—Mike Gaechter vs. Philadelphia, Oct. 14, 1962 (TD).
- 90—Mel Renfro vs. St. Louis, Oct. 4, 1965 (TD).
- 86—Mike Gaechter vs. Washington, Nov. 3, 1963.

LONG FUMBLE RETURNS

- 97—Chuck Howley vs. Atlanta, Oct. 2, 1966 (TD).
- 84—Don Bishop vs. St. Louis, Oct. 28, 1962 (TD).
- 63—Jim Ridlon vs. Philadelphia, Dec. 6, 1964 (TD).

LONG RETURNS OF FIELD-GOAL ATTEMPTS

- 94—Jerry Norton vs. St. Louis, Dec. 9, 1962 (TD).
- 60—Mike Gaechter vs. Washington, Nov. 28, 1965 (TD).
- 60—Obert Logan vs. N.Y. Giants, Dec. 19, 1965 (TD).

*Playoff Game.

Largest Margin of Defeat

1. 41 points, (48-7) vs. Cleveland, 1960
41 points, (54-13) vs. Minnesota, 1970
3. 38 points, (45-7) vs. Baltimore, 1960
38 points, (38-0) vs. St. Louis, 1970
5. 36 points, (43-7) vs. Philadelphia, 1961
6. 34 points, (41-7) vs. Green Bay, 1960
7. 32 points, (52-20) vs. St. Louis, 1962
32 points, (42-10) vs. Cleveland, 1969
9. 30 points, (37-7) vs. Pittsburgh, 1961

Largest Margin of Victory

1. 49 points, (56-7) vs. Philadelphia, 1966
2. 46 points, (59-13) vs. Detroit, 1968
3. 45 points, (52-7) vs. NY Giants, 1966
45 points, (59-14) vs. San Francisco, 1980
5. 44 points, (51-7) vs. Seattle, 1980
6. 42 points, (52-10) vs. Houston, 1970
42 points, (52-10) vs. NY Jets, 1971
8. 38 points, (52-14) vs. Cleveland, 1967
(Eastern Conference Championship Game)
38 points, (38-0) vs. Baltimore, 1978
10. 37 points, (40-3) vs. New Orleans, 1973
37 points, (37-0) vs. Detroit, 1977
12. 35 points, (49-14) vs. Philadelphia, 1969
35 points, (42-7) vs. Philadelphia, 1971
35 points, (45-10) vs. St. Louis, 1973
15. 34 points, (34-0) vs. Washington, 1970

"LIKE A MIGHTY RIVER . . ."

The Dallas Cowboys 1980 highlights film, "Like A Mighty River . . .," is available free of charge to groups wishing to show it. The 30-minute, 16mm sound and color movie, which traces the Cowboys' exciting 1980 season from training camp through the playoffs, is sponsored by Braniff International and produced by NFL Films. It is narrated by John Facenda. To reserve a copy of "Like A Mighty River . . .," call Braniff at 214/574-7595 or the Cowboys Executive Offices at 214/369-8000.



THE PLAYOFF RECORDS

MIKE DITKA/SUPER BOWL VI

Cowboys Individual Playoff Records

SCORING

TOTAL POINTS

- 18 Craig Baynham (12/24/67 vs. Cleveland), 3 TDs
- 18 Preston Pearson (1/4/76 @ Los Angeles), 3 TDs
- 13 Toni Fritsch (1/4/76 @ Los Angeles) (kicker)
- 13 Efen Herrera (12/26/77 vs. Chicago) (kicker)

TOUCHDOWNS

- 3 Craig Baynham (12/24/67 vs. Cleveland), 2 run, 1 pass
- 3 Preston Pearson (1/4/76 @ Los Angeles), 3 pass

FIELD GOALS MADE

- 3 Toni Fritsch (12/23/72 @ San Francisco)
- 3 Toni Fritsch (1/4/76 @ Los Angeles)
- 3 Efen Herrera (12/26/77 vs. Chicago)

LONGEST FIELD GOAL

- 48 Rafael Septien 12/30/78 vs. Atlanta)

FIELD GOALS ATTEMPTED

- 5 Efen Herrera (1/15/78 vs. Denver), 2 FG

EXTRA POINTS ATTEMPTED - MADE

- 7-7 Danny Villanueva (12/24/67 vs. Cleveland)

RUSHING

RUSHING YARDS

- 160 Tony Dorsett (12/28/80 vs. Los Angeles), 22 carries

RUSHING ATTEMPTS

- 30 Duane Thomas (12/26/70 vs. Detroit)

TOUCHDOWNS RUSHING

- 2 Don Perkins (12/24/67 vs. Cleveland)
- 2 Craig Baynham (12/24/67 vs. Cleveland)
- 2 Tony Dorsett (12/26/77 vs. Chicago)

RUSHING AVERAGE (Min. 10 Attempts)

- 7.2 Tony Dorsett (12/28/80 vs. Los Angeles), 22-160
- 6.9 Calvin Hill (12/23/72 @ San Francisco), 18-125
- 6.4 Don Perkins (1/1/67 vs. Green Bay), 17-108

LONGEST RUN

- 53 Tony Dorsett (1/7/79 @ Los Angeles)

PASSING

PASSING YARDS

- 322 Danny White (1/4/81 @ Atlanta), 25 of 39
- 246 Roger Staubach (12/28/75 @ Minnesota), 15 of 24
- 238 Don Meredith (1/1/67 vs. Green Bay), 15 of 31

PASS ATTEMPTS

- 39 Danny White (1/4/81 @ Atlanta), 25 completions
- 37 Roger Staubach (12/19/76 vs. Los Angeles), 15 completions
- 31 Don Meredith (1/1/67 vs. Green Bay), 15 completions

PASS COMPLETIONS

- 25 Danny White (1/4/81 @ Atlanta), 39 attempts
- 17 Roger Staubach (12/28/75 @ Minnesota), 29 attempts
- 17 Roger Staubach (1/15/78 vs. Denver), 25 attempts
- 17 Roger Staubach (1/21/79 vs. Pittsburgh), 30 attempts

TOUCHDOWN PASSES

- 4 Roger Staubach (1/4/76 @ Los Angeles)

Playoff Records (Cont.)

PASS RECEIVING

RECEPTIONS

- 7 Billy Parks (12/23/72 @ San Francisco), 136 yards
- 7 Preston Pearson (1/4/76 @ Los Angeles), 123 yards

RECEIVING YARDS

- 144 Bob Hayes (12/24/67 vs. Cleveland), 5 receptions

TOUCHDOWNS RECEIVING

- 3 Preston Pearson (1/4/76 @ Los Angeles)

RUSHING-RECEIVING

- 188 Tony Dorsett (12/28/80 vs. Los Angeles), 160 rushing, 28 receiving
- 167 Duane Thomas (1/3/71 vs. San Francisco), 143 rushing, 24 receiving

COMBINED YARDAGE

- 285 Bob Hayes (12/24/67 vs. Cleveland), 5/144 receiving, 3/141 punt returns

PUNTING

PUNTS

- 9 Ron Widby (1/17/71 vs. Baltimore), 38.6 average

PUNT AVERAGE

- 46.7 Marv Bateman (12/23/73 vs. Los Angeles), 7 punts

PUNT RETURNS

PUNT RETURNS

- 5 James Jones (12/28/80 vs. Los Angeles)

PUNT RETURN YARDAGE

- 141 Bob Hayes (12/24/67 vs. Cleveland), 3 returns

LONGEST PUNT RETURN

- 68 Bob Hayes (12/24/67 vs. Cleveland)

PUNT RETURN AVERAGE

- 47.0 Bob Hayes (12/24/67 vs. Cleveland), 3 for 141 yards

FAIR CATCHES

- 4 Lance Rentzel (12/21/68 @ Cleveland)
- 4 Cliff Harris (12/23/72 @ San Francisco)

KICKOFF RETURNS

KICKOFF RETURNS

- 5 Mel Renfro (1/1/67 vs. Green Bay), 124 yards

KICKOFF RETURN YARDAGE

- 124 Mel Renfro (1/1/67 vs. Green Bay), 5 returns

LONGEST KICKOFF RETURN

- 48 Thomas Henderson (1/18/76 vs. Pittsburgh)

KICKOFF RETURN YARDAGE

- 24.8 Mel Renfro (1/1/67 vs. Green Bay), 5 for 124 yards

INTERCEPTIONS

INTERCEPTIONS

- 3 Charlie Waters (12/26/77 vs. Chicago)

INTERCEPTION RETURN YARDAGE

- 68 Thomas Henderson (1/8/79 @ Los Angeles), on 1 int.

LONGEST INTERCEPTION RETURN

- 68 Thomas Henderson (1/8/79 @ Los Angeles)

Playoff Records (Cont.)

PASSES HAD INTERCEPTED

4 Roger Staubach (12/30/73 vs. Minnesota)

COMPLETION PERCENTAGE (Min. 12 completions)

68.0 Roger Staubach (1/15/78 vs. Denver), 17 of 25

64.1 Danny White (1/4/81 @ Atlanta), 25 of 39

LONGEST COMPLETION

86 Don Meredith to Bob Hayes (12/24/67 vs. Cleveland), TD

83 Roger Staubach to Drew Pearson (12/23/73 vs. L.A.), TD

MOST TIMES SACKED

7 Roger Staubach (12/23/73 vs. Los Angeles)

7 Roger Staubach (1/18/76 vs. Pittsburgh)

Miscellaneous Individual Records

PLAYOFFS

MOST GAMES PLAYED

26* Larry Cole (SB-5; NFC-8; NFC-D-12; NFC-WC-1)

25 D. D. Lewis (SB-5; NFC-8; NFC-D-11; NFC-WC-1)

23 Jethro Pugh (SB-4; NFC-9; NFC-D-10)

23 Charlie Waters (SB-5; NFC-8; NFC-D-9; NFC-WC-1)

MOST SUPER BOWLS PLAYED

5* Larry Cole, Cliff Harris, D. D. Lewis, Charlie Waters,
Rayfield Wright

MOST CONSECUTIVE PASSES WITHOUT INTERCEPTION

99 Roger Staubach (began vs. Minnesota, Dec. 25, 1971, ended
vs. Minnesota, Dec. 30, 1973).

MOST CONSECUTIVE GAMES RUSH FOR TD

3 Duane Thomas (began December 25, 1971 vs. Minnesota,
ended January 16, 1972, after Super Bowl victory).

3 Tony Dorsett (began, December 26, 1977 vs. Chicago, ended
December 30, 1978 vs. Atlanta).

MOST CONSECUTIVE GAMES CATCH TD PASS

2 Golden Richards (vs. Minnesota, January 1, 1978 and vs.
Denver, January 15, 1978).

2 Drew Pearson (vs. Los Angeles, December 28, 1980 and vs.
Atlanta, January 4, 1981).

MOST CONSECUTIVE GAMES INTERCEPT PASS

3 Mel Renfro (vs. Detroit, December 26, 1970; vs. San Francisco
January 3, 1971; and vs. Baltimore, January 17, 1971).

3 Randy Hughes (vs. Denver, January 15, 1978; vs. Atlanta,
December 30, 1978; and vs. Los Angeles, January 7, 1979).

MOST CONSECUTIVE GAMES AT LEAST ONE PASS CATCH

16 Drew Pearson (began vs. Los Angeles, December 23, 1973;
ongoing).

MOST CONSECUTIVE GAMES KICK FG

7 Toni Fritsch (started vs. San Francisco, December 23, 1972,
ended after January 18, 1976, vs. Pittsburgh).

*NFL Record

Cowboys Team Playoff Records

SINGLE GAME

SCORING

MOST POINTS SCORED

52 12/24/67 vs. Cleveland,
(Dallas 52, Cleveland 14)

FEWEST POINTS SCORED

3 12/31/72 @ Washington,
(Washington 26, Dallas 3)

OPPONENT/MOST POINTS SCORED

38 12/28/69 vs. Cleveland,
(Cleveland 38, Dallas 14)

OPPONENT/FEWEST POINTS SCORED

0 12/26/70 vs. Detroit,
(Dallas 5, Detroit 0)
0 1/7/79 @ Los Angeles,
(Dallas 28, Los Angeles 0)

MOST DECISIVE WIN

36 12/24/67 vs. Cleveland,
(Dallas 52, Cleveland 14)

MOST DECISIVE LOSS

24 12/28/69 vs. Cleveland,
(Cleveland 38, Dallas 14)

MOST POINTS COMBINED

66 12/24/67 vs. Cleveland,
(Dallas 52, Cleveland 14)
66 1/21/79 vs. Pittsburgh,
(Pittsburgh 35, Dallas 31)

FIRST DOWNS

MOST FIRST DOWNS

29 12/28/80 vs. Los Angeles

FEWEST FIRST DOWNS

8 12/31/72 @ Washington

OPPONENT/MOST FIRST DOWNS

22 12/28/69 vs. Cleveland

OPPONENT/FEWEST FIRST DOWNS

7 12/26/70 vs. Detroit

MOST FIRST DOWNS BY:

Rushing

19 12/28/80 vs. Los Angeles

Passing

16 1/4/81 @ Atlanta

Penalty

2 8 times, last 1/7/79 @
Los Angeles

FEWEST FIRST DOWNS BY:

Rushing

3 4 times, last 12/30/73 vs.
Minnesota

Passing

3 12/26/70 vs. Detroit

Passing

3 12/31/72 @ Washington

OPPONENT/MOST FIRST DOWNS BY:

Rushing

14 12/30/73 vs. Minnesota

Passing

17 12/28/69 vs. Cleveland

Penalty

4 1/17/71 vs. Baltimore

OPPONENT/FEWEST FIRST DOWNS BY:

Rushing

1 1/4/76 @ Los Angeles

Passing

1 1/15/78 vs. Denver

TOTAL YARDS

MOST NET YARDS GAINED

528 12/28/80 vs. Los Angeles

FEWEST NET YARDS GAINED

153 12/30/73 vs. Minnesota

OPPONENT/MOST NET YARDS GAINED

367 1/1/67 vs. Green Bay

OPPONENT/FEWEST NET YARDS GAINED

118 1/4/76 @ Los Angeles

RUSHING

MOST YARDS RUSHING

338 12/28/80 vs. Los Angeles

FEWEST YARDS RUSHING

85 12/19/76 vs. Los Angeles

OPPONENT/MOST YARDS RUSHING

263 1/11/81 @ Philadelphia

OPPONENT/FEWEST YARDS RUSHING

22 1/4/76 vs. Los Angeles

PASSING

MOST NET YARDS PASSING

310 1/4/81 @ Atlanta

FEWEST NET YARDS PASSING

22 12/26/70 vs. Detroit

OPPONENT/MOST NET YARDS

PASSING

291 1/21/79 vs. Pittsburgh

OPPONENT/FEWEST NET YARDS

PASSING

35 12/30/78 vs. Atlanta

MOST GROSS YARDS PASSING

322 1/15/78 vs. Denver

FEWEST GROSS YARDS PASSING

38 12/26/70 vs. Detroit

Playoff Records (Cont.)

OPPONENT/MOST GROSS YARDS

PASSING

320 1/4/81 @ Atlanta

OPPONENT/FEWEST GROSS YARDS

PASSING

61 1/15/78 vs. Denver

MOST PASS ATTEMPTS

41 12/23/72 @ San Francisco

FEWEST PASS ATTEMPTS

14 12/25/71 @ Minnesota

14 12/24/77 vs. Chicago

OPPONENT/MOST PASS ATTEMPTS

40 1/3/71 vs. San Francisco

OPPONENT/FEWEST PASS ATTEMPTS

18 12/31/72 @ Washington

MOST PASS COMPLETIONS

25 1/4/81 @ Atlanta

FEWEST PASS COMPLETIONS

4 12/26/70 vs. Detroit

OPPONENT/MOST COMPLETIONS

20 12/28/69 vs. Cleveland

OPPONENT/FEWEST PASS

COMPLETIONS

7 12/26/70 vs. Detroit

7 12/23/73 vs. Los Angeles

DEFENSE, MOST QB SACKS

8 12/31/67 @ Green Bay,
(76 yards)

OPPONENT/DFNS., MOST QB SACKS

7 12/23/73 vs. Los Angeles

7 1/18/76 vs. Pitt. (52 yds.)

INTERCEPTIONS

MOST PASSES INTERCEPTED BY COWBOYS

5 1/7/79 @ Los Angeles

OPPONENT/MOST PASSES INTERCEPTED BY

4 12/21/68 @ Cleveland

4 12/30/73 vs. Minnesota

PENALTIES

MOST PENALTIES

12 1/15/78 vs. Denver

FEWEST PENALTIES

2 7 times, last 1/18/76 vs.
Pittsburgh

OPPONENT/MOST PENALTIES

8 1/19/76 @ Los Angeles

8 1/15/78 vs. Denver

OPPONENT/FEWEST PENALTIES

0 3 times, last 1/18/76 vs.
Pittsburgh

MOST YARDS PENALIZED

133 1/17/71 vs. Baltimore

FEWEST YARDS PENALIZED

10 12/24/67 vs. Cleveland

10 12/25/71 @ Minnesota

OPPONENT/MOST YARDS PENALIZED

94 1/19/76 @ Los Angeles

PUNTING

MOST PUNTS

9 1/17/71 vs. Baltimore

FEWEST PUNTS

2 12/24/67 vs. Cleveland

2 12/28/80 vs. Los Angeles

OPPONENT/MOST PUNTS

8 3 times, last 1/1/78 vs.
Minnesota

OPPONENT/FEWEST PUNTS

1 12/28/69 vs. Cleveland

HIGHEST COWBOYS AVERAGE

46.7 12/23/73 vs. Los Angeles

HIGHEST OPPONENT AVERAGE

48.8 12/26/70 vs. Detroit

PUNT RETURNS

MOST PUNT RETURNS

5 1/1/78 vs. Minnesota

5 12/28/80 vs. Los Angeles

MOST PUNT RETURN YARDS

155 12/24/67 vs. Cleveland

OPPONENT/MOST PUNT RETURNS

6 12/26/70 vs. Detroit

6 1/11/81 @ Philadelphia

OPPONENT/MOST PUNT RETURN YARDS

69 1/11/81 @ Philadelphia

KICKOFF RETURNS

MOST KICKOFF RETURNS

6 3 times, last 1/4/81 @ Atlanta

MOST KICKOFF RETURN YARDS

153 1/1/67 vs. Green Bay

OPPONENT/MOST KICKOFF RETURNS

8 1/4/76 @ Los Angeles

8 12/26/77 vs. Chicago

OPPONENT/MOST KICKOFF RETURN YARDS

188 12/25/71 @ Minnesota

FUMBLES

MOST FUMBLES

6 12/30/78 vs. Atlanta

6 1/15/78 vs. Denver

MOST FUMBLES LOST

3 12/23/72 @ San Francisco

3 12/28/78 vs. Atlanta

OPPONENT/MOST FUMBLES

5 1/17/71 vs. Baltimore

5 12/23/72 @ San Francisco

5 1/1/78 vs. Minnesota

OPPONENT/MOST FUMBLES LOST

4 1/17/71 vs. Baltimore

4 1/15/78 vs. Denver

Cowboys Big Days/Playoffs

100 YARD RUSHING GAMES

160 yards — Tony Dorsett vs. Los Angeles	December 28, 1980
143 yards — Duane Thomas vs. San Francisco	January 3, 1971
135 yards — Duane Thomas vs. Detroit	December 26, 1970
125 yards — Calvin Hill vs. San Francisco	December 23, 1972
108 yards — Don Perkins vs. Green Bay	January 1, 1967
101 yards — Tony Dorsett vs. Los Angeles	January 7, 1979

PASSING

322 yards — Danny White vs. Atlanta	January 4, 1981
246 yards — Roger Staubach vs. Minnesota	December 28, 1975
243 yards — Don Meredith vs. Minnesota	January 5, 1969
238 yards — Don Meredith vs. Green Bay	January 1, 1967
228 yards — Roger Staubach vs. Pittsburgh	January 21, 1979
220 yards — Roger Staubach vs. Los Angeles	January 4, 1976
212 yards — Don Meredith vs. Cleveland	December 24, 1967
204 yards — Roger Staubach vs. Pittsburgh	January 18, 1976

RECEIVING

144 yards — Bob Hayes vs. Cleveland	December 24, 1967
136 yards — Billy Parks vs. San Francisco	December 23, 1972
123 yards — Preston Pearson vs. Los Angeles	January 4, 1976
102 yards — Frank Clarke vs. Green Bay	January 1, 1967
91 yards — Drew Pearson vs. Minnesota	December 28, 1975
90 yards — Drew Pearson vs. Atlanta	January 4, 1981

Cowboys Longest Plays/Playoffs

LONG RUNS FROM SCRIMMAGE

53 yards — Tony Dorsett vs. Los Angeles	January 7, 1979
48 yards — Calvin Hill vs. San Francisco	December 23, 1972
32 yards — Ron Springs vs. Los Angeles	December 28, 1980
29 yards — Roger Staubach vs. Washington	December 31, 1972
29 yards — Tony Dorsett vs. Pittsburgh	January 21, 1979
27 yards — Billy Joe DuPree vs. Los Angeles	January 30, 1979
26 yards — Tony Dorsett vs. Los Angeles	December 30, 1979

LONG FORWARD PASSES

86 yards — Don Meredith to Bob Hayes vs. Cleveland (TD)	December 24, 1967
83 yards — Roger Staubach to Drew Pearson vs. Los Angeles (TD)	December 23, 1973
68 yards — Don Meredith to Frank Clarke vs. Green Bay (TD)	January 1, 1967
51 yards — Don Meredith to Bob Hayes vs. Minnesota (TD)	January 5, 1969
50 yards — Roger Staubach to Drew Pearson vs. Minnesota (TD)	December 28, 1975
45 yards — Roger Staubach to Butch Johnson vs. Denver (TD)	January 15, 1978

LONG PUNT RETURNS

68 yards — Bob Hayes vs. Cleveland	December 24, 1967
63 yards — Golden Richards vs. Minnesota (TD)	December 30, 1973
44 yards — Butch Johnson vs. Los Angeles	December 19, 1976
43 yards — James Jones vs. Los Angeles	December 28, 1980

LONG KICKOFF RETURNS

48 yards — Thomas Henderson vs. Pittsburgh	January 18, 1976
34 yards — Cliff Harris vs. Minnesota	December 30, 1973
33 yards — Cliff Harris vs. San Francisco	December 23, 1972
33 yards — James Jones vs. Los Angeles	December 28, 1980

LONG INTERCEPTION RETURNS

68 yards — Thomas Henderson vs. Los Angeles (TD)	January 7, 1979
60 yards — Cornell Green vs. Cleveland (TD)	December 24, 1967
41 yards — Chuck Howley vs. Miami	January 16, 1972
30 yards — Cliff Harris vs. Minnesota	December 25, 1971
27 yards — Mark Washington vs. Denver	January 15, 1978
26 yards — Chuck Howley vs. Minnesota	December 25, 1971

LONG FUMBLE RETURNS

44 yards — Chuck Howley vs. Cleveland (TD)	December 21, 1968
37 yards — Mike Hegman vs. Pittsburgh (TD)	January 21, 1979
21 yards — Randy Hughes vs. Denver	January 15, 1978
20 yards — Charlie Waters vs. Detroit	December 26, 1970
15 yards — D. D. Lewis vs. Chicago	December 26, 1977

SUPER BOWLS

1966—PACKERS 35, Chiefs 10
1967—PACKERS 33, Raiders 14
1968—JETS 16, Colts 7
1969—CHIEFS 23, Vikings 7
1970—COLTS 16, Cowboys 13
1971—COWBOYS 24, Dolphins 3
1972—DOLPHINS 14, Redskins 7
1973—DOLPHINS 24, Vikings 7
1974—STEELERS 16, Vikings 6
1975—STEELERS 21, Cowboys 17
1976—RAIDERS 32, Vikings 14
1977—COWBOYS 27, Broncos 10
1978—STEELERS 35, Cowboys 31
1979—STEELERS 31, Rams 19
1980—RAIDERS 27, Eagles 10

CHAMPIONSHIP PLAYOFFS

1933—BEARS 23, Giants 21
1934—GIANTS 30, Bears 13
1935—LIONS 26, Giants 7
1936—PACKERS 21, Boston Redskins 6
1937—WASH. REDSKINS 28, Bears 21
1938—GIANTS 23, Packers 17
1939—PACKERS 27, Giants 0
1940—BEARS 73, Redskins 0
1941—BEARS 37, Giants 9
1942—REDSKINS 14, Bears 6
1943—BEARS 41, Redskins 21
1944—PACKERS 14, Giants 7
1945—CLEVE. RAMS 15, Redskins 14
1946—BEARS 24, Giants 14
1947—CARDS 28, Eagles 21
1948—EAGLES 7, Cards 0
1949—EAGLES 14, L. A. Rams 0
1950—BROWNS 30, Rams 28
1951—RAMS 24, Browns 17
1952—LIONS 17, Browns 7
1953—LIONS 17, Browns 16
1954—BROWNS 56, Lions 10
1955—BROWNS 38, Rams 14
1956—GIANTS 47, Bears 7
1957—LIONS 59, Browns 14
1958—COLTS 23, Giants 17
1959—COLTS 31, Giants 16
1960—EAGLES 17, Packers 13
1961—PACKERS 37, Giants 0
1962—PACKERS 16, Giants 7
1963—BEARS 14, Giants 10
1964—BROWNS 27, Colts 0
1965—PACKERS 23, Browns 12
1966—PACKERS 34, Cowboys 27
1967—PACKERS 21, Cowboys 17
1968—COLTS 34, Browns 0
1969—VIKINGS 27, Browns 7
1970—COWBOYS 17, 49ers 10 (NFC)
COLTS 27, Raiders 17 (AFC)
1971—COWBOYS 14, 49ers 3 (NFC)
DOLPHINS 21, Colts 0 (AFC)
1972—REDSKINS 26, Cowboys 3 (NFC)
DOLPHINS 21, Steelers 17 (AFC)
1973—VIKINGS 27, Cowboys 10 (NFC)
DOLPHINS 27, Raiders 10 (AFC)
1974—VIKINGS 14, Rams 10 (NFC)
STEELERS 24, Raiders 13 (AFC)
1975—COWBOYS 37, Rams 7 (NFC)
STEELERS 16, Raiders 10 (AFC)
1976—VIKINGS 24, Rams 13 (NFC)
RAIDERS 24, Steelers 7 (AFC)
1977—COWBOYS 23, Vikings 6 (NFC)
BRONCOS 20, Raiders 17 (AFC)
1978—COWBOYS 28, Rams 0 (NFC)
STEELERS 34, Oilers 5 (AFC)
1979—RAMS 9, Buccaneers 0 (NFC)
STEELERS 27, Oilers 13 (AFC)
1980—EAGLES 20, Cowboys 7 (NFC)
RAIDERS 34, Chargers 27 (AFC)

DIVISIONAL PLAYOFFS

1970—COWBOYS 5, Lions 0 (NFC)
49ERS 17, Vikings 14 (NFC)
COLTS 17, Bengals 0 (AFC)
RAIDERS 21, Dolphins 14 (AFC)
1971—COWBOYS 20, Vikings 12 (NFC)
49ERS 24, Redskins 20 (NFC)
DOLPHINS 27, Chiefs 24 (AFC)
COLTS 20, Browns 3 (AFC)
1972—COWBOYS 30, 49ers 28 (NFC)
REDSKINS 16, Packers 3 (NFC)
DOLPHINS 20, Browns 14 (AFC)
STEELERS 13, Raiders 7 (AFC)
1973—COWBOYS 27, Rams 16 (NFC)
VIKINGS 27, Redskins 20 (NFC)
DOLPHINS 34, Bengals 16 (AFC)
RAIDERS 33, Steelers 14 (AFC)
1974—VIKINGS 30, Cardinals 14 (NFC)
RAMS 19, Redskins 10 (NFC)
STEELERS 32, Bills 14 (AFC)
RAIDERS 28, Dolphins 26 (AFC)
1975—COWBOYS 17, Vikings 14 (NFC)
RAMS 35, Cardinals 23 (NFC)
STEELERS 28, Colts 10 (AFC)
RAIDERS 31, Bengals 28 (AFC)
1976—RAMS 14, Cowboys 12 (NFC)
VIKINGS 35, Redskins 20 (NFC)
RAIDERS 24, Patriots 21 (AFC)
STEELERS 40, Colts 14 (AFC)
1977—COWBOYS 37, Bears 7 (NFC)
VIKINGS 14, Rams 7 (NFC)
RAIDERS 37, Colts 31 (AFC)
BRONCOS 34, Steelers 21 (AFC)
1978—COWBOYS 27, Falcons 20 (NFC)
RAMS 34, Vikings 10 (NFC)
OILERS 31, Patriots 14 (AFC)
STEELERS 33, Broncos 10 (AFC)
1979—RAMS 21, Cowboys 19 (NFC)
BUCNRS 24, Eagles 17 (NFC)
OILERS 17, Chargers 14 (AFC)
STEELERS 34, Dolphins 14 (AFC)
1980—COWBOYS 30, Atlanta 27 (NFC)
EAGLES 31, Vikings 16 (NFC)
RAIDERS 14, Browns 12 (AFC)
CHARGERS 20, Bills 14 (AFC)


WILD CARD PLAYOFF

1978—FALCONS 14, Eagles 13 (NFC)
OILERS 17, Dolphins 9 (AFC)
1979—EAGLES 27, Bears 17 (NFC)
OILERS 13, Broncos 7 (AFC)
1980—COWBOYS 34, Rams 13 (NFC)
RAIDERS 27, Oilers 7 (AFC)

PRO BOWLS

1951—AMERICAN 28, National 27
1952—NATIONAL 39, American 13
1953—NATIONAL 27, American 17
1954—EASTERN 20, Western 9
1955—WESTERN 26, Eastern 19
1956—EASTERN 31, Western 30
1957—WESTERN 19, Eastern 10
1958—WESTERN 26, Eastern 7
1959—EASTERN 28, Western 21
1960—WESTERN 38, Eastern 21
1961—WESTERN 35, Eastern 31
1962—WESTERN 31, Eastern 30
1963—EASTERN 30, Western 20
1964—WESTERN 31, Eastern 17
1965—WESTERN 34, Eastern 14
1966—EASTERN 36, Western 7
1967—EASTERN 20, Western 10
1968—WESTERN 38, Eastern 20
1969—WESTERN 16, Eastern 7
1970—WESTERN 16, Eastern 13
1971—NFC 27, AFC 6
1972—AFC 26, NFC 13
1973—AFC 33, NFC 28
1974—AFC 15, NFC 13
1975—NFC 17, AFC 10
1976—NFC 23, AFC 20
1977—AFC 24, NFC 14
1978—NFC 14, AFC 13
1979—NFC 13, AFC 7
1980—NFC 37, AFC 27
1981—NFC 21, AFC 7

THE HISTORY



ROGER STAUBACH/1970



Cowboys All-Time Results

All-Time Regular Season Record: 184-108-6

Playoff Record: 17-12

*—Designates Home Games

1960 (0-11-1)

Tom Landry, Head Coach

L	*28	Pittsburgh (30,000)	35
L	*25	Philadelphia (18,500)	27
L	14	Washington (21,142)	26
L	*7	Cleveland (28,500)	48
L	10	St. Louis (23,128)	12
L	*7	Baltimore (25,500)	45
L	*13	Los Angeles (16,000)	38
L	7	Green Bay (32,294)	41
L	*14	San Francisco (10,000)	26
L	7	Chicago (39,951)	17
T	31	New York (55,033)	31
L	14	Detroit (43,272)	23
	177		369

1961 (4-9-1)

Tom Landry, Head Coach

W	*27	Pittsburgh (23,500)	24
W	*21	Minnesota (20,500)	7
L	7	Cleveland (43,638)	25
W	28	Minnesota (33,070)	0
L	*10	New York (41,500)	31
L	*7	Philadelphia (25,000)	43
W	17	New York (60,254)	16
L	*17	St. Louis (20,500)	31
L	7	Pittsburgh (17,519)	37
T	*28	Washington (17,500)	28
L	13	Philadelphia (60,127)	35
L	*17	Cleveland (23,500)	38
L	13	St. Louis (15,384)	31
L	24	Washington (21,451)	34
	236		380

1962 (5-8-1)

Tom Landry, Head Coach

T	*35	Washington (15,730)	35
L	*28	Pittsburgh (19,478)	30
W	27	Los Angeles (26,907)	17
L	10	Cleveland (44,040)	19
W	*41	Philadelphia (18,645)	19
W	42	Pittsburgh (23,106)	27
L	*24	St. Louis (16,027)	28
W	38	Washington (49,888)	10
L	*10	New York (45,668)	41
L	*33	Chicago (12,692)	34
L	14	Philadelphia (58,070)	28
W	*45	Cleveland (24,226)	21
L	20	St. Louis (14,102)	52
L	31	New York (62,694)	41
	398		402

1963 (4-10)

Tom Landry, Head Coach

L	*7	St. Louis (36,432)	34
L	*24	Cleveland (28,710)	41
L	17	Washington (40,101)	21
L	21	Philadelphia (60,671)	24
W	*17	Detroit (27,264)	14
L	21	New York (62,889)	37
L	21	Pittsburgh (19,047)	27
W	*35	Washington (18,838)	20
L	24	San Francisco (29,563)	31
W	*27	Philadelphia (23,694)	20
L	17	Cleveland (55,096)	27
L	*27	New York (29,653)	34
L	*19	Pittsburgh (24,136)	24
W	28	St. Louis (12,695)	24
	305		378

1964 (5-8-1)

Tom Landry, Head Coach

L	*6	St. Louis (36,605)	16
W	*24	Washington (25,158)	18
L	17	Pittsburgh (35,594)	23
L	6	Cleveland (72,062)	27
T	*13	New York (33,324)	13
L	*16	Cleveland (37,456)	20
W	31	St. Louis (28,253)	13
W	24	Chicago (47,527)	10
W	31	New York (63,031)	21
L	*14	Philadelphia (55,972)	17
L	16	Washington (49,219)	28
L	*21	Green Bay (44,975)	45
L	14	Philadelphia (60,671)	24
W	*17	Pittsburgh (35,271)	14
	250		289

1965 (7-7)

Tom Landry, Head Coach

W	*31	New York (59,366)	2
W	*27	Washington (61,577)	7
L	13	St. Louis (32,034)	20
L	*24	Philadelphia (56,249)	35
L	17	Cleveland (80,451)	23
L	3	Green Bay (48,311)	13
L	13	Pittsburgh (37,804)	22
W	*39	San Francisco (39,677)	31
W	*24	Pittsburgh (57,293)	17
L	*17	Cleveland (76,251)	24
L	31	Washington (50,205)	34
W	21	Philadelphia (54,714)	19
W	*27	St. Louis (38,499)	13
W	38	New York (62,871)	20
	325		280
		PLAYOFF BOWL GAME (Miami)	
L	3	Baltimore (65,569)	35

1966 (10-3-1)

Tom Landry, Head Coach

W	*52	New York (60,010)	7
W	*28	Minnesota (64,116)	17
W	*47	Atlanta (56,990)	14
W	*56	Philadelphia (69,372)	7
T	10	St. Louis (50,673)	10
L	21	Cleveland (84,721)	30
W	*52	Pittsburgh (58,453)	21
L	23	Philadelphia (60,658)	24
W	31	Washington (50,927)	30
W	20	Pittsburgh (42,185)	7
W	*26	Cleveland (80,259)	14
W	*31	St. Louis (76,965)	17
L	*31	Washington (64,198)	34
W	17	New York (62,735)	7
	445		239

1966 CHAMPIONSHIP GAME (Dis.)

L	27	Green Bay (75,504)	34
---	----	--------------------	----

1967 (9-5)

Tom Landry, Head Coach

W	21	Cleveland (81,039)	14
W	*38	New York (66,209)	24
L	*13	Los Angeles (75,229)	35
W	17	Washington (50,566)	14
W	*14	New Orleans (64,128)	10
W	24	Pittsburgh (39,641)	21
L	14	Philadelphia (60,740)	21
W	*37	Atlanta (54,751)	7
W	27	New Orleans (83,437)	10
L	*20	Washington (75,538)	27
W	*46	St. Louis (68,787)	21
L	17	Baltimore (60,238)	23
W	*38	Philadelphia (65,834)	17
L	16	San Francisco (27,182)	24
	342		268

1967 EASTERN CHAMPIONSHIP GAME (Dallas)

W	52	Cleveland (70,786)	14
---	----	--------------------	----

1967 CHAMPIONSHIP GAME (Green Bay)

L	17	Green Bay (50,861)	21
---	----	--------------------	----

1968 (12-2)

Tom Landry, Head Coach

W	*59	Detroit (61,382)	13
W	*28	Cleveland (68,733)	7
W	45	Philadelphia (60,858)	13
W	27	St. Louis (48,296)	10
W	*34	Philadelphia (72,083)	14
W	20	Minnesota (47,644)	7
L	*17	Green Bay (74,604)	28
W	17	New Orleans (84,728)	3
L	*21	New York (72,163)	27
W	44	Washington (50,816)	24
W	34	Chicago (46,667)	3
W	*29	Washington (66,076)	20
W	*28	Pittsburgh (55,069)	7
W	28	New York (62,617)	10
	431		186

1968 EASTERN CHAMPIONSHIP GAME (Cleveland)

L	20	Cleveland (81,497)	31
---	----	--------------------	----

PLAYOFF BOWL GAME (Miami)

W	17	Minnesota (22,961)	13
---	----	--------------------	----

1969 (11-2-1)

Tom Landry, Head Coach

W	*24	St. Louis (62,134)	3
W	21	New Orleans (79,567)	17
W	38	Philadelphia (60,658)	7
W	24	Atlanta (54,833)	17
W	*49	Philadelphia (71,509)	14
W	*25	New York (58,964)	3
L	10	Cleveland (84,850)	42
W	*33	New Orleans (68,282)	17
W	41	Washington (50,474)	28
L	23	Los Angeles (79,105)	24
T	*24	San Francisco (62,348)	24
W	10	Pittsburgh (24,990)	7
W	*27	Baltimore (63,191)	10
W	*20	Washington (56,924)	10
	369		223

1969 EASTERN CHAMPIONSHIP GAME (Dallas)

L	14	Cleveland (69,321)	38
---	----	--------------------	----

PLAYOFF BOWL GAME (Miami)

L	0	Los Angeles (31,151)	31
---	---	----------------------	----

1970 (10-4)

Tom Landry, Head Coach

W	17	Philadelphia (59,728)	7
W	*28	N.Y. Giants (57,239)	10
L	7	St. Louis (50,780)	20
W	*13	Atlanta (53,611)	0
L	13	Minnesota (47,900)	54
W	27	Kansas City (51,158)	16
W	*21	Philadelphia (55,736)	17
L	20	N.Y. Giants (62,928)	23
L	*0	St. Louis (69,323)	38
W	45	Washington (50,415)	21
W	*16	Green Bay (67,182)	3
W	*34	Washington (57,936)	0
W	6	Cleveland (75,458)	2
W	*52	Houston (50,504)	10
	299		221

1970 DIVISIONAL PLAYOFF (Dallas)

W	5	Detroit (73,167)	0
---	---	------------------	---

1970 NFC CHAMPIONSHIP GAME (San Francisco)

W	17	San Francisco (59,625)	10
---	----	------------------------	----

SUPER BOWL V (Miami)

L	13	Baltimore (80,055)	16
---	----	--------------------	----

1971 (11-3)

Tom Landry, Head Coach

W	49	Buffalo (46,206)	37
W	42	Philadelphia (65,358)	7
L	*16	Washington (72,000)	20
W	*20	N. Y. Giants (68,378)	13
L	14	New Orleans (83,088)	24
W	*44	New England (65,708)	21
L	19	Chicago (55,049)	23
W	16	St. Louis (50,486)	13
W	*20	Philadelphia (60,178)	7
W	13	Washington (53,041)	0
W	*28	Los Angeles (66,595)	21
W	*52	N. Y. Jets (66,689)	10
W	42	N. Y. Giants (62,815)	14
W	*31	St. Louis (66,672)	12
	406		222

1971 DIVISIONAL PLAYOFF (Minnesota)

W	20	Minnesota (49,100)	12
---	----	--------------------	----

1971 NFC CHAMPIONSHIP GAME (Dallas)

W	14	San Francisco (66,311)	3
---	----	------------------------	---

SUPER BOWL VI (New Orleans)

W	24	Miami (81,035)	3
---	----	----------------	---

1972 (10-4)

	Tom Landry, Head Coach	
W	*28 Philadelphia (55,850)	6
W	23 N. Y. Giants (62,725)	14
L	13 Green Bay (47,103)	16
W	*17 Pittsburgh (65,682)	13
W	21 Baltimore (58,992)	0
L	20 Washington (53,039)	24
W	*28 Detroit (65,378)	24
W	34 San Diego (54,476)	28
W	*33 St. Louis (65,218)	24
W	28 Philadelphia (65,720)	7
L	*10 San Francisco (65,124)	31
W	27 St. Louis (49,797)	6
W	*34 Washington (65,136)	24
L	* 3 N. Y. Giants (64,602)	23
	319	240

1972 DIVISIONAL PLAYOFF (San Francisco)

W	30 San Francisco (61,214)	28
---	---------------------------	----

1972 NFC CHAMPIONSHIP GAME (Washington)

L	3 Washington (53,129)	26
---	-----------------------	----

1973 (10-4)

	Tom Landry, Head Coach	
W	20 Chicago (55,701)	17
W	*40 New Orleans (53,972)	3
W	*45 St. Louis (64,815)	10
L	7 Washington (54,314)	14
L	31 Los Angeles (81,428)	37
W	*45 N. Y. Giants (64,898)	28
L	16 Philadelphia (65,954)	30
W	*38 Cincinnati (58,802)	10
W	23 N. Y. Giants (70,128)	10
W	*31 Philadelphia (61,985)	10
L	* 7 Miami (64,100)	14
W	22 Denver (51,706)	10
W	*27 Washington (64,458-f)	7
W	30 St. Louis (43,946)	3
	382	203

1973 DIVISIONAL PLAYOFF (Dallas)

W	27 Los Angeles (64,291)	16
---	-------------------------	----

1973 NFC CHAMPIONSHIP GAME (Dallas)

L	10 Minnesota (64,524)	27
---	-----------------------	----

1974 (8-6)

	Tom Landry, Head Coach	
W	24 Atlanta (52,322)	0
L	10 Philadelphia (64,088)	13
L	* 6 N. Y. Giants (45,841)	14
L	*21 Minnesota (57,847)	23
L	28 St. Louis (49,885)	31
W	*31 Philadelphia (43,586)	24
W	21 N. Y. Giants (61,918)	7
W	*17 St. Louis (64,146)	14
W	*20 San Francisco (50,018)	14
L	21 Washington (54,395)	28
W	10 Houston (49,775)	0
W	*24 Washington (63,243)	23
W	*41 Cleveland (48,754)	17
L	23 Oakland (45,850)	27
	297	235



Super Bowl XII

1975 (10-4)

	Tom Landry, Head Coach	
W	*18 Los Angeles (49,091)	7
W	*37 St. Louis (52,417) (OT)	31
W	36 Detroit (79,784)	10
W	13 N. Y. Giants (56,511)	7
L	*17 Green Bay (64,934)	19
W	20 Philadelphia (64,889)	17
L	24 Washington (55,004) (OT)	30
L	*31 Kansas City (63,539)	34
W	34 New England (60,905)	31
W	*27 Philadelphia (57,893)	17
W	*14 N. Y. Giants (53,329)	3
L	17 St. Louis (49,701)	31
W	*31 Washington (61,091)	10
W	31 N. Y. Jets (37,279)	21
	350	268

1975 DIVISIONAL PLAYOFF (Minnesota)

W	17 Minnesota (48,341)	14
---	-----------------------	----

1975 NFC CHAMPIONSHIP GAME (Los Angeles)

W	37 Los Angeles (84,483)	7
---	-------------------------	---

SUPER BOWL X (Miami)

L	17 Pittsburgh (80,187)	21
---	------------------------	----

1976 (11-3)

	Tom Landry, Head Coach	
W	*27 Philadelphia (54,052)	7
W	24 New Orleans (61,413)	6
W	*30 Baltimore (64,237)	27
W	28 Seattle (62,027)	13
W	24 N. Y. Giants (76,042)	14
L	17 St. Louis (50,317)	21
W	*31 Chicago (61,346)	21
W	20 Washington (55,004)	7
W	* 9 N. Y. Giants (58,870)	3
W	*17 Buffalo (51,779)	10
L	10 Atlanta (54,992)	17
W	*19 St. Louis (62,498)	14
W	26 Philadelphia (55,072)	7
L	*14 Washington (59,916)	27
	296	194

1976 DIVISIONAL PLAYOFF (Dallas)

L	12 Los Angeles (62,436)	14
---	-------------------------	----

1977 (12-2)

Tom Landry, Head Coach	
W 16 Minnesota (47,678) OT	10
W *41 N.Y. Giants (64,215)	21
W *23 Tampa Bay (55,316)	7
W 30 St. Louis (50,129)	24
W *34 Washington (62,115)	16
W 16 Philadelphia (65,507)	10
W *37 Detroit (63,160)	0
W 24 N.Y. Giants (74,532)	10
L *17 St. Louis (64,038)	24
L 13 Pittsburgh (49,761)	28
W 14 Washington (55,031)	7
W *24 Philadelphia (60,289)	14
W 42 San Francisco (55,848)	35
W *14 Denver (63,752)	6
345	212

1977 DIVISIONAL PLAYOFF (Dallas)

W 37 Chicago (62,920)	7
-----------------------	---

1977 NFC CHAMPIONSHIP GAME (Dallas)

W 23 Minnesota (61,968)	6
-------------------------	---

SUPER BOWL XII (New Orleans)

W 27 Denver (76,400)	10
----------------------	----

1978 (12-4)

Tom Landry, Head Coach	
W *38 Baltimore (64,224)	0
W 34 N.Y. Giants (73,265)	24
L 14 Los Angeles (65,749)	27
W *21 St. Louis (62,760)	12
L 5 Washington (55,031)	9
W *24 N.Y. Giants (63,420)	3
W 24 St. Louis (48,991) OT	21
W *14 Philadelphia (60,525)	7
L *10 Minnesota (61,848)	21
L 16 Miami (69,414)	23
W 42 Green Bay (55,256)	14
W *27 New Orleans (57,920)	7
W *37 Washington (64,905)	10
W *17 New England (63,263)	10
W 31 Philadelphia (64,667)	13
W 30 N.Y. Jets (52,532)	7
384	208

1978 DIVISIONAL PLAYOFF (Dallas)

W 27 Atlanta (60,338)	20
-----------------------	----

1978 NFC CHAMPIONSHIP GAME (Los Angeles)

W 28 Los Angeles (67,470)	0
---------------------------	---

SUPER BOWL XIII (Miami)

L 31 Pittsburgh (78,656)	35
--------------------------	----

1979 (11-5)

Tom Landry, Head Coach	
W 22 St. Louis (50,855)	21
W 21 San Francisco (56,728)	13
W *24 Chicago (64,056)	20
L 7 Cleveland (80,123)	26
W *38 Cincinnati (63,179)	13
W 36 Minnesota (47,572)	20
W *30 Los Angeles (64,462)	6
W *22 St. Louis (64,300)	13
L 3 Pittsburgh (50,199)	14
W 16 N.Y. Giants (76,490)	14
L *21 Philadelphia (62,417)	31
L 20 Washington (55,031)	34
L *24 Houston (63,897)	30
W *28 N.Y. Giants (63,787)	7
W 24 Philadelphia (71,434)	17
W *35 Washington (62,867)	34
371	313

1979 DIVISIONAL PLAYOFF (Dallas)

L 19 Los Angeles (64,792)	21
---------------------------	----

1980 (12-4)

Tom Landry, Head Coach	
W 17 Washington (55,045)	3
L 20 Denver (74,919)	41
W *28 Tampa Bay (62,750)	17
W 28 Green Bay (54,776)	7
W *24 N.Y. Giants (59,126)	3
W *59 San Francisco (63,399)	14
L 10 Philadelphia (70,696)	17
W *42 San Diego (60,639)	31
W 27 St. Louis (50,701)	24
L 35 N.Y. Giants (68,343)	38
W *31 St. Louis (52,567)	21
W *14 Washington (58,809)	10
W *51 Seattle (57,540)	7
W 19 Oakland (53,194)	13
L 14 Los Angeles (65,154)	38
W *35 Philadelphia (62,548)	27

1980 NFC WILD CARD GAME (Dallas)

W 35 Los Angeles (64,533)	13
---------------------------	----

1980 DIVISIONAL PLAYOFF (Atlanta)

W 30 Atlanta (60,022)	27
-----------------------	----

1980 NFC CHAMPIONSHIP GAME (Philadelphia)

L 7 Philadelphia (70,696)	20
---------------------------	----

All-Time Pre-Season Results

1960 (1-5)

Dal.		Opp.
10 San Francisco (22,000)	@ Seattle	16
13 St. Louis (14,000)	@ San Antonio	20
10 Baltimore (40,000)	@ Dallas	14
14 New York (10,663)	@ Louisville	3
14 Los Angeles (13,500)	@ Pendleton	49
23 Green Bay (20,121)	@ Minn.	28

1961 (2-3)

38 Minnesota (4,954)	@ Sioux Falls	13
7 Green Bay (30,000)	@ Dallas	30
10 N. Y. (21,500)	@ Albuquerque	28
35 Baltimore (19,000)	@ Norman	24
10 S. F. (22,130)	@ Sacramento	24

1962 (0-5)

Dal.		Opp.
7 Green Bay (54,500)	@ Dallas	31
24 Detroit (77,683)	@ Cleveland	35
10 Baltimore (14,000)	@ Roanoke	24
7 S. F. (20,000)	@ Sacramento	26
26 Minnesota (12,500)	@ Atlanta	45

1963 (3-2)

17 Los Angeles (70,675)	@ L. A.	14
10 Green Bay (53,121)	@ Dallas	31
17 Los Angeles (29,349)	@ Portland	20
37 S. F. (9,927)	@ Bakersfield	24
27 Detroit (51,218)	@ New Orleans	17

Preseason Results (Cont.)

1964 (1-4)

Dal.		Opp.
6	Los Angeles (57,450)	@ L. A. 17
34	S. F. (24,679)	@ Portland 23
16	Los Angeles (30,565)	@ Portland 25
3	Green Bay (60,057)	@ Dallas 35
6	Chicago (35,000)	@ New Orleans 21

1965 (2-3)

0	Los Angeles (31,579)	@ L. A. 9
7	S. F. (24,837)	@ Portland 27
21	Green Bay (67,954)	@ Dallas 12
17	Minn. (41,500)	@ Birmingham 57
34	Chicago (33,525)	@ Tulsa 21

1966 (5-0)

24	San Francisco (28,899)	@ S. F. 13
20	Los Angeles (44,217)	@ L. A. 10
21	Green Bay (75,504)	@ Dallas 3
20	Detroit (31,250)	@ Tulsa 10
28	Minnesota (58,316)	@ Dallas 24

1967 (2-3)

6	Los Angeles (57,595)	@ L. A. 20
30	San Francisco (31,212)	@ S. F. 24
3	Green Bay (78,087)	@ Dallas 20
30	Houston (53,125)	@ Houston 17
7	Baltimore (58,492)	@ Dallas 33

1968 (3-3)

24	Chicago (14,578)	@ Canton 30
16	San Francisco (27,530)	@ S. F. 14
42	Los Angeles (64,978)	@ L. A. 10
27	Green Bay (72,014)	@ Dallas 31
33	Houston (52,289)	@ Houston 19
10	Baltimore (69,520)	@ Dallas 16

1969 (4-2)

17	Los Angeles (87,381)	@ L. A. 24
20	San Francisco (33,894)	@ S. F. 17
31	Green Bay (73,764)	@ Dallas 13
14	Houston (55,310)	@ Houston 11
25	N. Y. Jets (74,771)	@ Dallas 9
7	Baltimore (58,975)	@ Dallas 23

1970 (1-5)

20	San Diego (39,392)	@ San Diego 10
10	Los Angeles (64,646)	@ L. A. 17
34	Green Bay (72,389)	@ Dallas 35
21	Houston (46,548)	@ Houston 37
0	Kansas City (69,055)	@ Dallas 13
21	New York Jets (55,297)	@ Dallas 29

1971 (6-0)

45	Los Angeles (87,187)	@ L. A. 21
36	New Orleans (73,560)	@ Dallas 21
16	Cleveland (69,099)	@ Dallas 15
28	Houston (49,078)	@ Houston 20
27	Baltimore (22,291)	@ Baltimore 14
24	Kansas City (74,035)	@ Dallas 17

1972 (6-1)

Dal.		Opp.
20	College All-Stars (54,162)	@ Chi. 7
26	Houston (65,405)	@ Dallas 24
27	Los Angeles (66,051)	@ L. A. 13
30	New Orleans (81,070)	@ N. O. 7
34	N. Y. Jets (65,386)	@ Dallas 27
10	Kansas City (79,592)	@ K. C. 20
16	Oakland (62,607)	@ Dallas 10

1973 (4-2)

24	Los Angeles (75,461)	@ L. A. 7
26	Oakland (53,723)	@ Oakland 27
24	New Orleans (61,022)	@ Dallas 14
24	Houston (46,942)	@ Houston 27
27	Kansas City (57,468)	@ Dallas 16
26	Miami (61,378)	@ Dallas 23

1974 (3-3)

7	Oakland (41,049)	@ Oakland 27
13	Los Angeles (46,468)	@ L. A. 6
19	Houston (53,148)	@ Dallas (OT) 13
7	N. Orleans (56,563)	@ N. Orleans 16
25	Kansas City (43,492)	@ Dallas 16
15	Pittsburgh (43,900)	@ Dallas 41

1975 (2-4)

7	Los Angeles (62,843)	@ L. A. 35
20	Kansas City (35,630)	@ K. C. 26
13	Minnesota (45,395)	@ Dallas 16
17	Houston (46,951)	@ Houston 14
20	Oakland (39,562)	@ Dallas 31
17	Pittsburgh (43,186)	@ Dallas 16

1976 (3-3)

14	Oakland (52,391)	@ Oakland 17
14	Los Angeles (60,158)	@ L. A. 26
9	Denver (54,567)	@ Dallas 13
36	Detroit (30,340)	@ Memphis 16
20	Pittsburgh (64,264)	@ Dallas 10
26	Houston (58,844)	@ Dallas (OT) 20

1977 (3-3)

34	San Diego (59,504)	@ Dallas 14
17	Seattle (58,789)	@ Seattle (OT) 23
14	Miami (56,820)	@ Dallas 20
23	Baltimore (54,835)	@ Dallas 21
14	Houston (49,777)	@ Houston 23
30	Pittsburgh (49,824)	@ Dallas 0

1978 (3-1)

41	San Francisco (63,736)	@ Dallas 24
21	Denver (74,619)	@ Denver 17
13	Houston (62,242)	@ Dallas 24
16	Pittsburgh (59,747)	@ Dallas 13

1979 (3-2)

13	Oakland (20,648)	@ Canton, O. 20
7	Denver (61,192)	@ Dallas 6
17	Seattle (59,803)	@ Seattle 27
16	Houston (62,803)	@ Dallas 13
16	Pittsburgh (64,543)	@ Dallas 14

1980 (3-1)

17	Green Bay (54,876)	@ Dallas 14
19	Los Angeles (63,283)	@ Anaheim 16
20	Houston (63,658)	@ Dallas 13
10	Pittsburgh (62,795)	@ Dallas 31

Historical Highlights

1960

NFL FRANCHISE — Clint Murchison, Jr., and Bedford Wynne were awarded an expansion franchise in the NFL at the annual league meeting in Miami Beach, Fla. The Cowboys were to play as a "swing" team, playing every other team one time during the first season, although listed in the Western Conference standings (January 28).

COWBOYS STOCKED — A player pool was set up in a league meeting at L.A., with each of 12 NFL teams freezing 25 names on its roster and the Cowboys allowed to pick three from each team for a total of 36 veterans. Dallas, once given the list, had to select its 36 players within 24 hours (March 13).

TRAINING STARTS — Rookies report to first Cowboys camp at Pacific U., in Forest Grove, Oregon (July 9).

FIRST PRE-SEASON GAME — The Cowboys, less than six months in existence, get their first test and drop a 10-16 pre-season game to San Francisco in Seattle (August 6).

FIRST HOME GAME — In their Dallas debut, in the Salesmanship Club preseason game, the Cowboys led the world champion Baltimore Colts into the final minute before a 62-yard pass from Johnny Unitas to Lenny Moore gave the Colts a 14-10 victory (August 19).

FIRST VICTORY — In a preseason game at Louisville, Ky., the Cowboys beat New York's Giants, 14-3, with Frank Clarke catching touchdown passes of 73 yards (Eddie LeBaron) and 74 yards (Don Meredith) (August 27).

FIRST LEAGUE GAME — In their first league game, Dallas fell to Pittsburgh, 35-28, with Bobby Layne leading a fourth-period Steeler rally (Sept. 24, Saturday night).

STREAK SNAPPED — Dallas snaps a 10-game loss streak by tying New York, 31-31, at Yankee Stadium (Dec. 4).

1961

TRAINING STARTS — Rookies launch training at new campsite — St. Olaf College in Northfield, Minn. (July 9).

FIRST LEAGUE WIN — Scoring ten points in the final 56 seconds, the Cowboys score their first NFL victory, 27-24, over Pittsburgh in the '61 league opener in the Cotton Bowl. Allen Green's 27-yard field goal on the game's final play won it before 23,500 (Sept. 17).

1962

TRAINING STARTS — Team begins training at new campsite — Northern Michigan College in Marquette, Mich. (July 13).

PENALTY HISTORY — For the first time in anyone's memory in an NFL game, points were awarded for a penalty. The Cowboys were detected holding in the end zone on a 99-TD pass from LeBaron to Clarke, and Pittsburgh was awarded a safety. The Steelers eventually won, 30-28 (Sept. 23).

100-YARD FIRSTS — Cowboys Amos Marsh returned a kickoff 101 yards and Mike Gaechter returned a pass interception 100 yards, both plays for fourth-quarter TDs in a 41-19 win over Philadelphia in Dallas. It was the first time in NFL history that two 100-yard runs had been made in the same game, much less by the same team in the same quarter (Oct. 14).

1963

SHIFT TO KANSAS CITY — The rival Dallas Texans of the AFL announce they are moving the franchise to Kansas City (Feb. 8).

CALIFORNIA TRAINING SITE — The Cowboys open training at California Lutheran College in Thousand Oaks, Calif. (July 12).

HOWTON SETS RECORD — Bill Howton broke Don Hutson's all-time receiving mark with a 14-yard catch against Washington (there). Hutson's record was 7,991 yards and the catch gave Howton an even 8,000 yards (Sept. 29).

1964

LANDRY CONTRACT — With one year to go on his original contract, Tom Landry is signed to a ten-year extension, in effect giving him an 11-year pact, possibly the longest in major pro sports history (Feb. 5).

1965

FIRST SELLOUT — An overflow crowd of 76,251 jams the Cotton Bowl for the Cleveland game, notching the team's first home sellout. Cleveland won, 24-17 (Nov. 21).

1966

PLAYOFF BOWL — After defeating New York, 38-20, in the season finale (and winning five of their last seven games) to get into the Playoff Bowl at Miami, the Cowboys fall to Baltimore, 35-3 (Jan. 15).

MERGER — Peace comes to pro football with Cowboys GM Tex Schramm completing two months of negotiations with AFL's Lamar Hunt, merging the two leagues under the NFL banner (June 8).

SCHRAMM ELEVATED — Texas E. Schramm, Vice-President and General Manager of the Cowboys from the beginning, was named President of the club by owner Clint Murchison, Jr., who retained the title of Chairman of the Board.

NEELY CASE SOLVED — Dallas and Houston reached agreement in the Ralph Neely case. Neely remained with Dallas with Houston receiving the Cowboys Nos. 1, 2 and two fifth place picks in the 1967 draft (Nov. 17).

THE CHAMPIONSHIP — The Cowboys won their first championship, capturing the Eastern Conference title with a 10-3-1 record, but lost the NFL Championship Game to Green Bay, 34-27.

1967

TEXAS STADIUM — On Dec. 23, owner Clint Murchison, Jr., formally announced plans to build Texas Stadium in suburban Irving. The stadium, to be financed through a bond-option plan, would be ready for the 1970 season. The stadium would seat a minimum of 58,000.

SECOND CHAMPIONSHIP — Under the NFL's new format, the Cowboys easily won the Capitol Division and defeated Cleveland, Century Division winner, 52-14, in the Cotton Bowl for the Eastern conference championship. However, on Dec. 31 in Green Bay, the Cowboys lost their second bid for an NFL title, falling to the Packers, 21-17, in the 13 degree below weather.

1968

WIN CAPITOL — For the second straight year the Cowboys won the Capitol Division, but for the first time in three years the Cowboys did not win the Eastern Championship, being upset at Cleveland, 31-20, on December 21st. Dallas won the Runner-Up Bowl over Minnesota, 17-13.

1969

TEXAS STADIUM — Ground was broken for Texas Stadium in suburban Irving on January 25, and on June 29 Bert Rose was named general manager of the stadium.

ORIGINALS RETIRE — An era ended for the Cowboys in July. On July 5th at a press conference in Dallas, quarterback Don Meredith, the last of the original Cowboys, announced his retirement. Then, on July 18th, the day the veterans were to report to training camp, all-time rushing great Don Perkins officially retired.

REPEAT CAPITOL WINS — Once again the Cowboys rolled to the Capitol Division Championship with an 11-2-1 season. However, the Cowboys failed to win the Eastern Championship when on Dec. 28, the Cowboys lost to Cleveland, 38-14, in the Cotton Bowl.

1970

FIVE STRAIGHT PLAYOFFS — The Cowboys won their last five games to finish 10-4, claim the Eastern Division championship and make the playoffs for the fifth year in a row. They defeated Detroit, 5-0, in the opening round to get a shot at the National Conference championship.

FIRST NFC TITLE — The Cowboys captured the biggest prize of their 11-year history on Jan. 3 when they downed San Francisco, 17-10, for the NFC crown. A 16-13 loss to Baltimore in the Super Bowl Jan. 17 left Dallas with one major goal still unrealized.

1971

TEXAS STADIUM — The Cowboys opened a new era in their sparkling Irving, Tex., home with a 44-21 victory over the New England Patriots on October 24. Duane Thomas scored the first touchdown in the new stadium, a 56-yard run just two minutes and 16 seconds after the opening kickoff. Attendance was 65,708.

SIX STRAIGHT PLAYOFFS — The Cowboys won their last seven games to finish 11-3, claim the Eastern Division championship and make the playoffs for the sixth year in a row. They defeated Minnesota, 20-12, in the opening round.

SECOND NFC TITLE — For the second consecutive year, the Cowboys met the San Francisco 49ers in the National Conference showdown. This time Dallas won, 14-3, to qualify for its second straight Super Bowl.

FIRST WORLD CHAMPIONSHIP — The Cowboys downed the Miami Dolphins, 24-3, to win Super Bowl VI in New Orleans on Jan. 16. It was the 10th victory in a row for Dallas as Roger Staubach passed for two touchdowns and was named the game's Most Valuable Player.

1972

FIRST 1,000-YARD BACK — Calvin Hill became the first Dallas player to rush for 1,000 yards when he gained 111 on Dec. 9 against the Washington Redskins in Texas Stadium. Hill wound up with 1,036 yards for the season on a record 245 carries.

SEVEN STRAIGHT PLAYOFFS — The Cowboys qualified for the NFL playoffs a record seventh consecutive year, their 10-4 record earning them the National Conference Wild Card berth. Roger Staubach passed for two touchdowns in the last 1½ minutes to give the Cowboys a 30-28 victory at San Francisco in the first round. Then, at Washington on New Year's Eve, Dallas was foiled in its bid for a third straight NFL title when the Redskins won, 26-3.

1973

100 VICTORIES — The Cowboys and Coach Tom Landry recorded their 100th victory with a 40-3 Texas Stadium win over the New Orleans Saints on Sept. 24. Landry, the only head coach the Cowboys have had, ended the season with a career mark of 108-80-6 to rank ninth on the list of the NFL's all-time winningest coaches.

EIGHT STRAIGHT PLAYOFFS — The Cowboys regained the NFC Eastern Division title with a 10-4 record and broke their own NFL record by reaching the playoffs for the eighth year in a row. Dallas defeated Western Division champion Los Angeles in the first round, 27-16, but fell to Central Division winner Minnesota in the NFC Championship Game, 27-10.

1974

FIRST TOP DRAFT CHOICE — For the first time in their history, the Cowboys had the very first choice in the NFL college draft. The No. 1 pick came to Dallas from Houston in exchange for Tody Smith and Billy Parks. The Cowboys selected Ed "Too Tall" Jones, a 6-9, 260-pound defensive end from Tennessee State.

PLAYOFFS MISSED — The Cowboys' record-breaking string of eight straight years in the NFL playoffs was broken when the club's 8-6 record failed to qualify.

1975

LILLY HONORED — "Mr. Cowboy" was honored on Bob Lilly Day at Texas Stadium at halftime of the Philadelphia game on Nov. 23. It was the first such recognition ever given to a Dallas player. Lilly never missed a game in 14 years with the Cowboys, earning All-Pro honors seven times at defensive tackle before retiring prior to the '75 season.

TEN STRAIGHT WINNING SEASONS — The Cowboys' 10-4 record earned them the NFC Wild Card berth in the playoffs. The composite record over 10 straight winning seasons was 101-37-2.

THIRD NFC TITLE — After shocking Minnesota in the first round, 17-14 on Roger Staubach's 50-yard "Hail Mary" pass to Drew Pearson, the Cowboys traveled to Los Angeles for the NFC showdown. Staubach threw four touchdown passes, three to Preston Pearson, and Dallas won, 37-7. Pittsburgh won Super Bowl X on Jan. 18 in Miami, 21-17.

1976

MEREDITH, PERKINS HONORED — Former Cowboys greats Don Meredith and Don Perkins joined Bob Lilly in the "Ring of Honor" at Texas Stadium during halftime ceremonies at the New York Giants game on Nov. 7.

ELEVEN STRAIGHT WINNING SEASONS — The Cowboys won the NFC Eastern Division title with their 11-3 record, giving them their 11th straight winning season and 10th playoff berth in that period. A 14-12 first round loss to Los Angeles — the first time Dallas had lost in the first round under the current playoff setup — ended the season.

1977

HOWLEY HONORED — Former All-Pro linebacker Chuck Howley, a Cowboy from 1961 through 1973, became the fourth member of the Ring of Honor. Howley was honored during ceremonies at halftime of the Detroit Lions game on Oct. 30.

TWELVE STRAIGHT WINNING SEASONS — Getting off to an 8-0 start, their best ever, the Cowboys rolled to a 12-2 record, the championship of the NFC East, and their 12th consecutive winning season. They opened their 11th visit to the playoffs in those 12 years with a 37-7 first-round victory over the Chicago Bears at Texas Stadium.

FOURTH NFC TITLE — Dallas crushed the Minnesota Vikings at Texas Stadium, 23-6, for National Conference crown No. 4 and the right to meet the Denver Broncos in Super Bowl XII.

SECOND WORLD CHAMPIONSHIP — The Cowboys stopped the Denver Broncos, 27-10, to win Super Bowl XII in New Orleans on January 15, 1978. In the process, Dallas tied Minnesota for most Super Bowl appearances (four) and Green Bay, Miami and Pittsburgh for most Super Bowl victories (two). Defensive linemen Harvey Martin and Randy White were named co-Most Valuable Players in the game.

1978

THIRTEEN STRAIGHT WINNING SEASONS — After a mediocre 6-4 start, the Cowboys won six straight games to finish the expanded regular season with a 12-4 record and their 10th division crown. It marked the Cowboys' 13th consecutive winning season and 12th trip to the playoffs in that span. Dallas rallied to beat Atlanta 27-20 in a divisional playoff at Texas Stadium, sending the Cowboys to their seventh NFC championship game in the past nine years.

FIFTH NFC TITLE — Dallas shut out the Rams in Los Angeles 28-0 in the National Conference title game to advance to the Super Bowl a record fifth time, including three of the last four. In the first Super Bowl rematch, Pittsburgh edged the Cowboys 35-31 for the NFL championship on Jan. 21 in Miami's Orange Bowl.

1979

TWENTIETH ANNIVERSARY — The Cowboys celebrated their 20th anniversary season at halftime of the St. Louis Cardinals game at Texas Stadium on Oct. 21. Stars from each of those 20 seasons plus Coach Tom Landry were introduced during the halftime ceremonies.

FOURTEEN STRAIGHT WINNING SEASONS — Rallying from a mid-season slump, the Cowboys won their final three games to finish with an 11-5 record, their 11th division championship, including the past four NFC East titles, and 14th consecutive winning season. The Cowboys made their 13th trip to the playoffs in those 14 years, but were eliminated by Los Angeles 21-19 in a divisional playoff at Texas Stadium.

1980

STAUBACH RETIRES — At a press conference at Texas Stadium on March 31, quarterback Roger Staubach announced his retirement after 11 record-breaking years with the Cowboys. Staubach held all major Cowboys passing records and was the all-time leading NFL passer.

LILLY ENTERS HALL OF FAME — Bob Lilly, a seven-time All-Pro defensive tackle in his 14-year career with the Cowboys from 1961-74, became the first Cowboys-only player to be inducted into the Pro Football Hall of Fame. Enshrined along with Lilly on Aug. 2 at Canton, Ohio, were Herb Adderley, who played for the Cowboys from 1970-72, Jim Otto and Deacon Jones.

FIFTEEN STRAIGHT WINNING SEASONS — Behind new starting quarterback Danny White, the Cowboys rolled to their 15th consecutive winning season with a surprising 12-4 record, tied for best in the league with Philadelphia and Atlanta. The Cowboys lost the NFC East title to Philadelphia on a tie-breaker, but entered the playoffs for the 14th time in 15 years, this time as a wild card team. The Cowboys beat Los Angeles 34-13 at Texas Stadium in the NFC Wild Card Game and rallied past the Falcons at Atlanta 30-27 to advance to the NFC Championship Game at Philadelphia. But the Cowboys lost 20-7 in their bid for a sixth Super Bowl appearance.

LANDRY'S 200th VICTORY — Tom Landry joined George Halas and Curly Lambeau as the only coaches with 200 NFL victories when the Cowboys beat Los Angeles 34-13 on Dec. 28 at Texas Stadium in the NFC Wild Card Game, raising Landry's record to 200-119-6, counting regular season and playoff games.

Cowboys Attendance Records

TOTAL ATTENDANCE

Year	Home Games (No.)	Avg.	Percent Change	Road Games (No.)	Pre-Season Games (No.)	Post Season Games	Grand Total
1960—	128,500 (6)	21,417	—	214,820(6)	120,284(6)	—	463,604
1961—	172,000(7)	24,571	+33.9%	251,443(7)	97,584(5)	—	521,027
1962—	152,446(7)	21,778	-11.4%	278,807(7)	178,683(5)	—	609,936
1963—	188,727(7)	26,961	+23.8%	280,062(7)	214,290(5)	—	683,079
1964—	268,661(7)	38,380	+42.3%	356,339(7)	207,751(5)	—	832,751
1965—	388,912(7)	55,559	+44.8%	366,390(7)	199,395(5)	65,569	1,020,266
1966—	473,373(7)	67,625	+21.7%	408,889(7)	238,186(5)	75,504	1,195,952
1967—	460,476(7)	65,782	-2.7%	402,843(7)	278,511(5)	121,647	1,263,477
1968—	470,110(7)	67,158	+2.1%	401,626(7)	300,909(6)	104,458	1,277,103
1969—	443,352(7)	63,336	-5.7%	434,477(7)	384,095(6)	100,472	1,362,396
1970—	411,531(7)	58,790	-7.2%	398,377(7)	347,327(6)	212,847	1,370,082
1971—	466,220(7)	66,603	+13.3%	416,043(7)	375,250(6)	196,716	1,454,229
1972—	446,990(7)	63,856	-4.1%	391,852(7)	474,273(7)	114,343	1,427,458
1973—	433,030(7)	61,861	-3.1%	423,177(7)	355,994(7)	128,815	1,341,016
1974—	373,435(7)	53,348	-13.8%	378,233(7)	284,620(6)	—	1,036,288
1975—	402,294(7)	57,471	+7.7%	404,074(7)	273,567(6)	211,095	1,291,029
1976—	412,698(7)	58,957	+2.6%	414,867(7)	320,564(6)	62,436	1,210,565
1977—	432,885(7)	61,840	+5.0%	398,486(7)	329,549(6)	201,288	1,362,208
1978—	498,865(8)	62,358	+0.9%	484,905(8)	260,344(4)	206,464	1,450,578
1979—	508,965(8)	63,621	+0.2%	488,432(8)	268,989(5)	64,792	1,331,178
1980—	477,378(8)	59,672	-6.2%	492,828(8)	244,612(4)	195,251	1,410,069
Total—	8,010,848(149)	53,764	—	8,086,969(149)	5,753,964(115)	2,061,697	23,914,291

*LARGEST CROWDS

Home

80,259 — Dallas 26, Cleveland 14; Nov. 24, 1966.
76,965 — Dallas 31, St. Louis 17; Dec. 4, 1966.

Away

84,850 — Cleveland 42, Dallas 10; Nov. 2, 1969.
84,728 — Dallas 17, New Orleans 3; Nov. 3, 1968.

SMALLEST CROWDS

Home


†10,000 — San Francisco 26, Dallas 14; Nov. 20, 1960.
12,692 — Chicago 34, Dallas 33; Nov. 18, 1962.

Away

4,954 — Dallas 38, Minnesota 13; Aug. 5, 1961 in Sioux Falls, S.D.
14,102 — St. Louis 52, Dallas 20; Dec. 9, 1962.

*Cowboys-Rams played before 87,381 in pre-season, Aug. 8, 1969 in Los Angeles.
†Estimated; no turnstiles in Cotton Bowl in 1960 and 1961.

THE SIDELINES



Dallas Cowboys Cheerleaders

Although the Cowboys have had sideline cheerleaders since their first season, the current phenomenon of the Cowboys Cheerleaders did not begin its rise until about 1975.

The Cowboys saw the opportunity to develop a new form of entertainment for football fans and a decision was made to increase the size of the cheerleading squad by holding open auditions in the spring of 1976. About 250 women came to Texas Stadium that year. The number of applicants annually now exceeds 2,000.

In capturing the imaginations of people everywhere, the multi-talented Cheerleaders have made numerous national television appearances, including two highly rated made-for-TV movies about the squad and two special "Love Boat" episodes. The Cheerleaders also have appeared at many charity events and state fairs around the nation.

The Cowboys Cheerleaders also are popular around the world. The squad made its first overseas tour in December 1978, a well-received 10-day visit to Japan. Since 1979 the Cheerleaders have made four very successful tours of United States military bases in Korea, West Germany and Greece for the United Services Organization (USO) and the Department of Defense.

1981-82 COWBOYS CHEERLEADERS

- | | | |
|---|--|---|
| * Cheryl Balderas
Student/Computer Operator | Ranie Lindeman
Student | Lori Roberts
Student |
| * Terri Bangerter
Personnel Supervisor | Janet McGreal
Public Relations Sales/Student | Kimberly Rockel
Student |
| * Annette Bilbrey
Student | Dawan McPeak
Student | * Stephanie Scholz
Student/Broadcasting |
| * Doris Boettigheimer
Student/Dance | Melinda May
Student | * Judy Trammell
Dental Assistant |
| * Debbie Causey
Student/Dance | Meladie Mitchell
Variety Clerk | Teresa Trammell
Orthodontist Assistant |
| Debbie Compton
Student | * Jeanne Monfort
Sales Representative | Tonya Turner
Student |
| Rhonda Cumby
Student Counselor/Student | * Angelia Pannell
Gymnastics Coach | * Toni Washington
Data Processor/Student |
| * Carrie Currie
Boutique Designer | * Sonia Patterson
Secretary | Melissa White
Student |
| * Suzette Derrick
Nursing Student | Dana Presley
Club Coordinator | * Donna Wichita
Secretary |
| * Janet Fulkerson
Student/Gymnastics Coach | Susan Raborn
Student | Soomi Wildschut
Sales and Showroom Manager |
| Kelly Gray
Student/Dance Instructor | Elizabeth Reed
Student | * Leslie Willard
Medical Transcriptionist |
| * Anita Jefferson
Student/Dentistry | * Teri Richardson
Personnel Supervisor | Sheri Williams
Physical Education Dance Teacher |

*returnees

1981 Halftime Activities

AUGUST 8 . . . Green Bay Packers

Martin High School Band of Laredo, Texas.

AUGUST 22 . . . Pittsburgh

Tyler Junior College Apache Belles and Band from Tyler, Texas.

AUGUST 29 . . . Houston

Lee High School of Huntsville, Ala.

SEPTEMBER 13 . . . St. Louis

Lakeview Centennial High School Band of Garland, Texas.

SEPTEMBER 27 . . . New York Giants

Southern University Band of Baton Rouge, La.

OCTOBER 18 . . . Los Angeles

The United States Marine Drum and Bugle Corps, Color Guard and Silent Drill Team from Washington, D.C.

OCTOBER 25 . . . Miami

Cowboys Reunion VII.

NOVEMBER 9 . . . Buffalo

Choctawhatchee High School Band from Fort Walton Beach, Fla.

NOVEMBER 22 . . . Washington

Cameron University Band of Lawton, Okla., with three Lawton high school bands.

NOVEMBER 26 . . . Chicago

The Cowboys' traditional Thanksgiving Day Show, featuring the Temple, Texas, High School Band, Peppercettes and Chorus.

DECEMBER 13 . . . Philadelphia

Tiger Band from Grambling University, Grambling, La.

The Cowboys Band

The 32-member Dallas Cowboys Band, a brass arrangement featuring a variety of musical sounds from country and western to rock 'n roll, again will be a central entertainment ingredient during Cowboys games at Texas Stadium in 1981. Under the direction of Bill Lively, associate dean of the Meadows School of the Arts at Southern Methodist University, the Cowboys Band includes 31 men and one woman and is a vital part of all Texas Stadium pre-game, halftime and post-game activities.

Cowboys on Radio

The Cowboys again in 1981 will have the largest radio network in the National Football League as Mutual Broadcasting System begins its third season of broadcasting Cowboys games around the U. S. With KRLD Radio of Dallas serving as the flagship station, Mutual's Dallas Cowboys Network will be carried on nearly 200 stations in 16 states. Play-by-play broadcaster Verne Lundquist will be joined by color man Brad Sham for the broadcasts. In addition, Mutual will carry all Cowboys games in Spanish on 25 stations in five states via the Dallas Cowboys Spanish Radio Network with broadcasters Armando Quintero and Mario Montez.

The Mutual Dallas Cowboys Network

ALABAMA: Mobile, WABB.

ARIZONA: Clifton, KCUZ; Coolidge, KCKY; Douglas, KDAP; Nogales, KFBR; °Phoenix, KIFN-AM; Prescott, KNOT; Tucson, KNDE; Williams, KBWA.

ARKANSAS: Ashdown, KMLA; Bentonville, KJEM; Camden, KAMD; Ft. Smith, KAYR; Helena, KFFA; Hot Springs, KBHS; Little Rock, KLRA; Pine Bluff, KOTN-FM.

CALIFORNIA: °Ensenada, XEDX-AM; Madera, KHOT; °Mexicali, XEWV-AM; Thousand Oaks, KGOE; °Tijuana, XEMM-AM.

COLORADO: La Junta, KBLJ.

FLORIDA: Bradenton, WBRD; Miami, WINZ-AM; °Miami, WRHC-AM; °Tampa, WSOL-AM.

HAWAII: Honolulu, KIOE.

IOWA: Des Moines, KWKY.

KANSAS: El Dorado, KOYY; Independence, KIND-AM; Independence, KIND-FM; Topeka, WIBW-AM.

LOUISIANA: Baton Rouge, WJBO; Hammond, WTGI; Jena, KCKW; Jena, KJNA; Many, KWLK; Minden, KASO-AM; Minden, KASO-FM; Monroe, KNAN; New Orleans, WWL; Shreveport, KEPT; Slidell, WSDL.

MISSISSIPPI: Amory, WAFM; Columbus, WACR; Gulfport, WGUF; Laurel, WLAU; Vicksburg, WKYV-FM; West Point, WROB.

NEW MEXICO: Alamogordo, KPSA; Albuquerque, KOB-FM; Artesia, KTZA; Artesia, KSPV-AM; Aztec (Farmington), KWYK-FM; °Belen/Albuquerque, KARS-AM; Clayton, KLMX; Gallup, KGAK; Grants, KMIN; Hobbs, KWEW; Portales, KENM; Roswell, KRSY; °Roswell, KKAT-AM; Santa Fe (Española), KBSQ; °Santa Fe, KBSQ-FM; °Santa Fe, KDCE-AM; Santa Rosa, KSYX; Tucumcari, KTNM.

OKLAHOMA: Ada, KASX; Anadarko, KRPT; Ardmore, KRRO; Chickasha, KWCO; Chickasha, KXXK; Claremore, KWPR; Clinton, KLCI; McAlester, KNED-AM; McAlester, KNED-FM; Muskogee, KMMM; Nowata, KNFB; Oklahoma City, KLTE; Pauls Valley, KGOK; Tulsa, KELI.

TENNESSEE: Covington, WABL; Erwin, WXIS-FM; Millington, WTNN; Nashville, WSIX.

TEXAS: Abilene, KEAN; Alice, KOPY; Alpine, KVLF; Amarillo, KGNC; Andrews, KACT-AM; Andrews, KACT-FM; Atlanta, KPYN; Austin, KVET; Bay City, KIOX; Bellville, KACO; Big Spring, KFNE; Borger, KDKQ-FM; Borger, KBBB; Breckenridge, KSTB; Brownsville, KBOR; Brownwood, KOXE; Bryan/College Station, KORA; Burnet, KHLB; Carthage, KGAS; Center, KLCR-FM; Childress, KCTX; Cleveland, KJCH; Coleman, KSTA-AM; Coleman, KSTA-FM; Corpus Christi, KSIX; °Corpus Christi, KUNO-AM; Corsicana, KAND; Corsicana, KXCL-FM; Crockett, KIVY-AM; Dallas-Ft. Worth, °KESS-FM; Del Rio, KWMC; °Del Rio, XEDH-AM; Dumas, KMRE; °Eagle Pass, XEMU-AM; Edinburg, KURV; El Paso, KTSM-AM; °El Paso, XEX-AM; °El Paso, XEZOL-AM; °El Paso, XHH-FM; Fort Stockton, KFST; Fort Worth, KTXQ; Fredericksburg, KFAN-FM; Galveston, KILE; Graham, KSWA; Graham, KWKO; Greenville, KGVJ; Hallettsville, KRJH; °Harlingen/McAllen, KGBT-AM; Henderson, KGRJ; Houston, KNUZ; °Houston, KLVL-AM; Jacksonville, KOOI-FM; Jacksonville, KEBE; Jasper, KTXJ-AM; Jasper, KTXJ-FM; Kermit, KERB; Kilgore, KOCA; Lamesa, Kcot; °Laredo, XEX-AM; Longview, KFRO; Lubbock, KLLL-FM; °Lubbock, KWGO-FM; McKinney, KMMM; Marshall, KMHT-FM; Midland, KCRS; Monahans, KVKM; Mount Pleasant, KPXI; Muleshoe, KMUL; °Muleshoe, KMUL-AM-FM; Nacogdoches, KSFA; Nacogdoches, KTBC; °Odessa/Midland, KJJT-AM; Orange, KOGT; Palestine, KLIS; Pampa, KPND; Paris, KACW; Paris, KPLT; Perryton, KEYE; Plainview, KVOP-AM; Port Arthur, KOLE; San Angelo, KBIL; San Antonio, WOAI; °San Antonio, KUKA-AM; San Marcos, KCONY; San Saba, KBAL; Seguin, KWED; Seymour, KSEY; Sherman, KDSX; Sonora, KVRN-AM; °Sonora, KVRN-AM; Sonora, KVRN-FM; Sweetwater, KXOX-AM; Temple, KTEM; Terrell, KTLR-FM; Texarkana, KCMC; Texas City, KTLW; Tyler, KTYL-AM; Tyler, KTYL-FM; Vernon, KVMC-AM; Victoria, KNAL; Waco, KWTX-AM; Wichita Falls, KBID.

VIRGINIA: Warrenton, WEER-FM.

°Spanish Network

Cowboys on the Road

Team and Publicist's Itinerary (Subject to Changes)

- LOS ANGELES** (Saturday, Aug. 15, 5:30 p.m. PT). Stay at California Lutheran College training camp, Thousand Oaks, Calif. (805/492-2411).
- WASHINGTON** (Sunday, Sept. 6, 1 p.m. ET). Arrive via Braniff charter Saturday. Stay at Crystal City Marriott (703/521-5500).
Publicist — Doug Todd arrives Tuesday at Crystal City Marriott.
- NEW ENGLAND** (Monday, Sept. 21, 9 p.m. ET). Arrive via Braniff charter Sunday. Stay at Biltmore Plaza, Providence, R.I. (401/421-0700).
Publicist — Greg Aiello arrives Tuesday at Sheraton-Mansfield, Mass. (617/339-9571), to Biltmore Plaza Thursday.
- ST. LOUIS** (Sunday, Oct. 4, Noon CT). Arrive via Braniff charter Saturday. Stay at Marriott's Pavilion Hotel (314/421-1776).
Publicist — Greg Aiello arrives Tuesday at Marriott Pavilion.
- SAN FRANCISCO** (Sunday, Oct. 11, 1 p.m. PT). Arrive via Braniff charter Saturday. Stay at St. Francis Hotel (415/397-7000).
Publicist — Doug Todd arrives Tuesday at the St. Francis.
- PHILADELPHIA** (Sunday, Nov. 1, 1 p.m. ET). Arrive via Braniff charter Saturday. Stay at Franklin Plaza (215/448-2000).
Publicist — Doug Todd arrives Tuesday at the Franklin Plaza.
- DETROIT** (Sunday, Nov. 15, 4 p.m. ET). Arrive via Braniff charter Saturday. Stay at Northfield Hilton, Troy, Mich. (313/879-2100).
Publicist — Doug Todd arrives Tuesday at the Northfield Hilton.
- BALTIMORE** (Sunday, Dec. 6, 2 p.m. ET). Arrive via Braniff charter Saturday. Stay at Cross Keys Inn (301/532-6900).
Publicist — Greg Aiello arrives Tuesday at Cross Keys Inn.
- NEW YORK** (Saturday, Dec. 19, 12.30 p.m. ET). Arrive via Braniff charter Friday. Stay at Meadowlands Hilton, East Rutherford, N.J. (201/348-6900).
Publicist — Greg Aiello arrives Tuesday at Meadowlands Hilton.

1980 NFL Leaders

RUSHING

	Player, Team—	Att.	Yards	Avg.	Long	TD
1.	Earl Campbell, Houston	373	1934	5.2	t55	13
2.	Walter Payton, Chicago	317	1460	4.6	t69	6
3.	Ottis Anderson, St. Louis	301	1352	4.5	52	9
4.	William Andrews, Atlanta	265	1308	4.9	33	4
5.	Billy Sims, Detroit	313	1303	4.2	52	13
6.	Tony Dorsett, Dallas	278	1185	4.3	56	11
7.	Joe Cribbs, Buffalo	306	1185	3.9	48	11
8.	Mike Pruitt, Cleveland	249	1034	4.2	t56	6
9.	Lynn Cain, Atlanta	235	914	3.9	37	8
10.	Ted Brown, Minnesota	219	912	4.2	t55	8

PASSING

	Player, Team—	Att.	Comp.	Pct.	Yards	TD	Int.	Rating
1.	Brian Sipe, Cleveland	554	337	60.8	4132	30	14	91.4
2.	Ron Jaworski, Phila.	451	257	57.0	3529	27	12	90.9
3.	Vince Ferragamo, L.A.	404	240	59.4	3199	30	19	89.7
4.	Steve Bartkowski, Atlanta	463	257	55.5	3544	31	16	88.0
5.	Joe Montana, S. Francisco	273	176	64.5	1795	15	9	87.8
6.	Dan Fouts, San Diego	589	348	59.1	4715	30	24	84.6
7.	Gary Danielson, Detroit	417	244	58.5	3223	13	11	82.6
8.	Archie Manning, N.O.	509	309	60.7	3716	23	20	81.8
9.	Danny White, Dallas	436	260	59.6	3287	28	25	80.8
10.	Craig Morton, Denver	301	183	60.8	2150	12	13	77.9

RECEIVING

	Player, Team—	No.	Yards	Avg.	Long	TD
1.	Kellen Winslow, San Diego	89	1290	14.5	65	9
2.	Earl Cooper, San Francisco	83	567	6.8	t66	4
3.	John Jefferson, San Diego	82	1340	16.3	t58	13
4.	Dwight Clark, San Francisco	82	991	12.1	t71	8
5.	James Lofton, Green Bay	71	1226	17.3	47	4
6.	Charlie Joiner, San Diego	71	1132	15.9	51	4
7.	Ahmad Rashad, Minnesota	69	1095	15.9	t76	5
8.	Pat Tilley, St. Louis	68	966	14.2	t60	6
9.	Steve Largent, Seattle	66	1064	16.1	t67	6
10.	Wes Chandler, New Orleans	65	975	15.0	50	6
16.	Tony Hill, Dallas	60	1055	17.6	t58	8

SCORING

	Player, Team—	TD	PAT	FG	Total
1.	John Smith, New England	0	51	26	129
2.	Rolf Benirschke, San Diego	0	46	24	118
3.	Ed Murray, Detroit	0	35	27	116
4.	Fred Steinfort, Denver	0	32	26	110
5.	Tim Mazzetti, Atlanta	0	46	19	103
6.	Frank Corral, Los Angeles	0	51	16	99
7.	Chris Bahr, Oakland	0	41	19	98
8.	Nick Lowery, Kansas City	0	37	20	97
9.	Matt Bahr, Pittsburgh	0	39	19	96
10.	Tony Franklin, Philadelphia	0	48	16	96
11.	Billy Sims, Detroit	16	0	0	96
12.	Rafael Septien, Dallas	0	59	11	92

PUNTING

Player, Team—	No.	Avg.	Long	Blk.
1. Dave Jennings, N.Y. Giants	94	44.8	63	0
2. Luke Prestridge, Denver	70	43.9	57	0
3. Ray Guy, Oakland	71	43.6	66	0
4. George Roberts, Miami	77	42.6	71	2
5. Chuck Ramsey, N.Y. Jets	73	42.4	59	1
6. Tom Blanchard, Tampa Bay	88	42.3	62	1
7. Tom Skladany, Detroit	72	42.2	67	1
8. Herman Weaver, Seattle	67	41.8	62	2
9. Larry Swider, St. Louis	99	41.5	66	1
10. Jim Miller, San Francisco	77	40.9	65	0
11. Danny White, Dallas	71	40.9	58	0

INTERCEPTIONS

Player, Team—	No.	Yards	Avg.	Long	TD
1. Lester Hayes, Oakland	13	273	21.0	62	1
2. Gary Barbaro, Kansas City	10	163	16.3	39	0
3. Nolan Cromwell, Los Angeles	8	140	17.5	34	1
4. Ken Schroy, N.Y. Jets	8	91	11.4	t82	1
5. Al Richardson, Atlanta	7	139	19.9	52	0
6. Donnie Shell, Pittsburgh	7	135	19.3	67	0
7. Steve Freeman, Buffalo	7	107	15.3	t47	1
8. Jack Tatum, Houston	7	100	14.3	35	0
9. Louis Breeden, Cincinnati	7	91	13.0	29	0
10. Eric Harris, Kansas City	7	54	7.7	41	0
11. Gerald Small, Miami	7	46	6.6	22	0
12. Lemar Parrish, Washington	7	13	1.9	9	0
24. Dennis Thurman, Dallas	5	114	22.8	t78	1

KICKOFF RETURNS

Player, Team—	No.	Yards	Avg.	Long	TD
1. Horace Ivory, New England	36	992	27.6	t98	1
2. Rich Mauti, New Orleans	31	798	25.7	52	0
3. Dave Williams, Chicago	27	666	24.7	t95	1
4. James Owens, San Francisco	31	726	23.4	t101	1
5. Will Lewis, Seattle	25	585	23.4	54	0
6. Roy Green, St. Louis	32	745	23.3	37	0
7. Larry Brunson, Denver	40	923	23.1	53	0
8. Keith Wright, Cleveland	25	576	23.0	50	0
9. Carlos Carson, Kansas City	40	917	22.9	47	0
10. Jimmy Rogers, New Orleans	41	930	22.7	88	0
11. James Jones, Dallas	32	720	22.5	41	0

PUNT RETURNS

Player, Team—	No.	FC	Yards	Avg.	Long	TD
1. J. T. Smith, Kansas City	40	8	581	14.5	t75	2
2. Kenny Johnson, Atlanta	23	5	281	12.2	56	0
3. Freddie Solomon, San Fran.	27	2	298	11.0	t57	2
4. Roy Green, St. Louis	16	6	168	10.5	t57	1
5. James Jones, Dallas	54	4	548	10.1	52	0
6. Mike Nelms, Washington	48	5	487	10.1	64	0
7. Roland James, N. England	33	3	331	10.0	t75	1
8. Theo Bell, Pittsburgh	34	6	339	10.0	27	0
9. Mike Fuller, San Diego	30	12	298	9.9	31	0
10. Reggie Smith, Atlanta	27	4	262	9.7	25	0



1980 NFL Final Standings

AFC

EASTERN DIVISION

Team	W	L	T	Pct.	Pts.	OP
*Buffalo	11	5	0	.688	320	260
New Eng.	10	6	0	.625	441	325
Miami	8	8	0	.500	266	305
Baltimore	7	9	0	.438	355	387
N.Y. Jets	4	12	0	.250	302	395

CENTRAL DIVISION

*Cleveland	11	5	0	.688	357	310
†Houston	11	5	0	.688	295	251
Pittsburgh	9	7	0	.563	352	313
Cincinnati	6	10	0	.375	244	312

WESTERN DIVISION

*San Diego	11	5	0	.688	418	327
†Oakland	11	5	0	.688	364	306
Kans. City	8	8	0	.500	319	336
Denver	8	8	0	.500	310	323
Seattle	4	12	0	.250	291	408

*Division Champion

†Wild Card for Playoffs

WILD CARD GAME

Oakland 27, Houston 7

DIVISIONAL PLAYOFFS

San Diego 20, Buffalo 14

Oakland 14, Cleveland 12

CONFERENCE CHAMPIONSHIP

Oakland 34, San Diego 27

SUPER BOWL XV

Oakland 27, Philadelphia 10

AFC-NFC PRO BOWL

NFC 21, AFC 7

NFC

EASTERN DIVISION

Team	W	L	T	Pct.	Pts.	OP
*Phila.	12	4	0	.750	384	222
†Dallas	12	4	0	.750	454	311
Wash.	6	10	0	.375	261	293
St. Louis	5	11	0	.313	299	350
N.Y. Giants	4	12	0	.250	249	425

CENTRAL DIVISION

*Minnesota	9	7	0	.563	317	308
Detroit	9	7	0	.563	334	272
Chicago	7	9	0	.438	304	264
Tampa B.	5	10	1	.344	231	371
Green Bay	5	10	1	.344	271	341

WESTERN DIVISION

*Atlanta	12	4	0	.750	405	272
†L. Angeles	11	5	0	.688	424	289
San Fran.	6	10	0	.375	320	415
N. Orleans	1	15	0	.063	291	487

WILD CARD GAME

Dallas 34, Los Angeles 13

DIVISIONAL PLAYOFFS

Philadelphia 31, Minnesota 16

Dallas 30, Atlanta 27

CONFERENCE CHAMPIONSHIP

Philadelphia 20, Dallas 7

1981 NFL Post Season Games

SUNDAY, DECEMBER 27

AFC WILD CARD GAME

NFC WILD CARD GAME

SATURDAY, JANUARY 2

AFC DIVISIONAL PLAYOFF

NFC DIVISIONAL PLAYOFF

SUNDAY, JANUARY 3

AFC DIVISIONAL PLAYOFF

NFC DIVISIONAL PLAYOFF

SUNDAY, JANUARY 10

AFC CHAMPIONSHIP GAME

NFC CHAMPIONSHIP GAME

SUNDAY, JANUARY 24

SUPER BOWL XVI

AT PONTIAC, MICHIGAN

SUNDAY, JANUARY 31

AFC-NFC PRO BOWL

AT HONOLULU, HAWAII

MONDAY, OCT. 26

Houston at Pittsburgh 9:00

SUNDAY, NOV. 1 (9th Weekend)

Atlanta at New Orleans 12:00
 Baltimore at Miami 1:00
 Chicago at Tampa Bay 1:00
 Cleveland at Buffalo 1:00
 Dallas at Philadelphia 4:00
 Detroit at Los Angeles 1:00
 Houston at Cincinnati 1:00
 Kansas City at San Diego 1:00
 New England at Oakland 1:00
 N.Y. Jets at N.Y. Giants 1:00
 St. Louis at Washington 4:00
 San Francisco at Pittsburgh 1:00
 Seattle at Green Bay 1:00

MONDAY, NOV. 2

Minnesota at Denver 7:00

SUNDAY, NOV. 8 (10th Weekend)

Atlanta at San Francisco 1:00
 Chicago at Kansas City 1:00
 Cincinnati at San Diego 1:00
 Cleveland at Denver 2:00
 Detroit at Washington 1:00
 Miami at New England 1:00
 New Orleans at Los Angeles 1:00
 N.Y. Giants v. G. Bay at Milw. 12:00
 New York Jets at Baltimore 4:00
 Oakland at Houston 12:00
 Philadelphia at St. Louis 12:00
 Pittsburgh at Seattle 1:00
 Tampa Bay at Minnesota 12:00

MONDAY, NOV. 9

Buffalo at Dallas 8:00

SUNDAY, NOV. 15 (11th Weekend)

Baltimore at Philadelphia 1:00
 Buffalo at St. Louis 12:00
 Chicago at Green Bay 12:00
 Cleveland at San Francisco 1:00
 Dallas at Detroit 4:00
 Denver at Tampa Bay 1:00
 Houston at Kansas City 1:00
 Los Angeles at Cincinnati 1:00
 New Orleans at Minnesota 12:00
 New York Jets at New England 1:00
 Oakland at Miami 1:00
 Pittsburgh at Atlanta 1:00
 Washington at New York Giants 4:00

MONDAY, NOV. 16

San Diego at Seattle 6:00

SUNDAY, NOV. 22 (12th Weekend)

Denver at Cincinnati 1:00
 Detroit at Chicago 12:00
 Green Bay at Tampa Bay 1:00
 Miami at New York Jets 4:00
 New England at Buffalo 1:00
 New Orleans at Houston 12:00
 New York Giants at Philadelphia 1:00
 Pittsburgh at Cleveland 1:00
 St. Louis at Baltimore 2:00
 San Diego at Oakland 1:00
 San Francisco at Los Angeles 1:00
 Seattle at Kansas City 1:00
 Washington at Dallas 3:00

MONDAY, NOV. 23

Minnesota at Atlanta 9:00

THURSDAY, NOV. 26 (13th Weekend)

Chicago at Dallas 3:00
 Kansas City at Detroit 12:30

SUNDAY, NOV. 29

Atlanta at Houston 3:00
 Baltimore at New York Jets 1:00
 Cincinnati at Cleveland 1:00
 Denver at San Diego 1:00
 Green Bay at Minnesota 12:00
 Los Angeles at Pittsburgh 1:00
 N.Y. Giants at San Francisco 1:00
 Oakland at Seattle 1:00
 St. Louis at New England 1:00
 Tampa Bay at New Orleans 1:00
 Washington at Buffalo 1:00

MONDAY, NOV. 30

Philadelphia at Miami 9:00

THURSDAY, DEC. 3 (14th Weekend)

Cleveland at Houston 8:00

SUNDAY, DEC. 6

Atlanta at Tampa Bay 4:00
 Buffalo at San Diego 1:00
 Dallas at Baltimore 2:00
 Detroit at Green Bay 12:00
 Kansas City at Denver 2:00
 Los Angeles at New York Giants 1:00
 Minnesota at Chicago 12:00
 New England at Miami 1:00
 New Orleans at St. Louis 12:00
 New York Jets at Seattle 1:00
 Philadelphia at Washington 1:00
 San Francisco at Cincinnati 1:00

MONDAY, DEC. 7

Pittsburgh at Oakland 6:00

SATURDAY, DEC. 12 (15th Weekend)

Minnesota at Detroit 4:00
 New York Jets at Cleveland 12:30

SUNDAY, DEC. 13

Baltimore at Washington 1:00
 Buffalo at New England 1:00
 Chicago at Oakland 1:00
 Cincinnati at Pittsburgh 1:00
 Green Bay at New Orleans 12:00
 Houston at San Francisco 1:00
 Miami at Kansas City 1:00
 New York Giants at St. Louis 12:00
 Philadelphia at Dallas 3:00
 San Diego at Tampa Bay 1:00
 Seattle at Denver 2:00

MONDAY, DEC. 14

Atlanta at Los Angeles 6:00

SATURDAY, DEC. 19 (16th Weekend)

Buffalo at Miami 4:00
 Dallas at New York Giants 12:30

SUNDAY, DEC. 20

Cincinnati at Atlanta 1:00
 Cleveland at Seattle 1:00
 Denver at Chicago 12:00
 Green Bay at New York Jets 1:00
 Kansas City at Minnesota 12:00
 New England at Baltimore 2:00
 Pittsburgh at Houston 3:00
 St. Louis at Philadelphia 1:00
 San Francisco at New Orleans 1:00
 Tampa Bay at Detroit 1:00
 Washington at Los Angeles 1:00

MONDAY, DEC. 21

Oakland at San Diego 6:00



1981 NATIONAL FOOTBALL LEAGUE SCHEDULE

(All times local)

SATURDAY, SEPT. 5 (First Weekend)

Minnesota at Tampa Bay 8:00

SUNDAY, SEPT. 6

Baltimore at New England 1:00
 Dallas at Washington 1:00
 Green Bay at Chicago 1:00
 Houston at Los Angeles 1:00
 Kansas City at Pittsburgh 1:00
 Miami at St. Louis 12:00
 New Orleans at Atlanta 1:00
 New York Jets at Buffalo 4:00
 Oakland at Denver 2:00
 Philadelphia at New York Giants 1:00
 San Francisco at Detroit 1:00
 Seattle at Cincinnati 1:00

MONDAY, SEPT. 7

San Diego at Cleveland 9:00

THURSDAY, SEPT. 10 (2nd Weekend)

Pittsburgh at Miami 8:30

SUNDAY, SEPT. 13

Atlanta at Green Bay 12:00
 Buffalo at Baltimore 2:00
 Chicago at San Francisco 1:00
 Cincinnati at New York Jets 4:00
 Denver at Seattle 1:00
 Detroit at San Diego 1:00
 Houston at Cleveland 1:00
 Los Angeles at New Orleans 12:00
 New England at Philadelphia 4:00
 New York Giants at Washington 1:00
 St. Louis at Dallas 3:00
 Tampa Bay at Kansas City 12:00

MONDAY, SEPT. 14

Oakland at Minnesota 8:00

THURSDAY, SEPT. 17 (Third Weekend)

Philadelphia at Buffalo 8:30

SUNDAY, SEPT. 20

Baltimore at Denver 2:00
 Cleveland at Cincinnati 1:00
 Detroit at Minnesota 12:00
 Green Bay at Los Angeles 1:00
 Miami at Houston 12:00
 New Orleans at New York Giants 4:00
 New York Jets at Pittsburgh 1:00
 San Diego at Kansas City 1:00
 San Francisco at Atlanta 1:00
 Seattle at Oakland 1:00
 Tampa Bay at Chicago 1:00
 Washington at St. Louis 12:00

MONDAY, SEPT. 21

Dallas at New England 9:00

SUNDAY, SEPT. 27 (4th Weekend)

Atlanta at Cleveland 1:00
 Buffalo at Cincinnati 1:00
 Houston at New York Jets 1:00
 Kansas City at Seattle 1:00
 Miami at Baltimore 2:00
 Minnesota v. Green Bay at Milw. 1:00
 New England at Pittsburgh 1:00
 New Orleans at San Francisco 1:00
 New York Giants at Dallas 3:00
 Oakland at Detroit 1:00
 St. Louis at Tampa Bay 4:00
 San Diego at Denver 2:00
 Washington at Philadelphia 1:00

MONDAY, SEPT. 28

Los Angeles at Chicago 8:00

SUNDAY, OCT. 4 (5th Weekend)

Baltimore at Buffalo 1:00
 Chicago at Minnesota 12:00
 Cincinnati at Houston 1:00
 Cleveland at Los Angeles 1:00
 Dallas at St. Louis 12:00
 Denver at Oakland 1:00
 Detroit at Tampa Bay 4:00
 Green Bay at New York Giants 1:00
 Kansas City at New England 1:00
 New York Jets at Miami 4:00
 Pittsburgh at New Orleans 1:00
 San Francisco at Washington 1:00
 Seattle at San Diego 1:00

MONDAY, OCT. 5

Atlanta at Philadelphia 9:00

SUNDAY, OCT. 11 (6th Weekend)

Cincinnati at Baltimore 2:00
 Cleveland at Pittsburgh 1:00
 Dallas at San Francisco 1:00
 Detroit at Denver 2:00
 Los Angeles at Atlanta 1:00
 Minnesota at San Diego 1:00
 New England at New York Jets 1:00
 Oakland at Kansas City 1:00
 Philadelphia at New Orleans 12:00
 St. Louis at New York Giants 4:00
 Seattle at Houston 1:00
 Tampa Bay at Green Bay 1:00
 Washington at Chicago 1:00

MONDAY, OCT. 12

Miami at Buffalo 9:00

SUNDAY, OCT. 18 (7th Weekend)

Buffalo at New York Jets 1:00
 Denver at Kansas City 3:00
 Houston at New England 1:00
 Los Angeles at Dallas 8:00
 New Orleans at Cleveland 1:00
 New York Giants at Seattle 1:00
 Philadelphia at Minnesota 12:00
 Pittsburgh at Cincinnati 1:00
 St. Louis at Atlanta 1:00
 San Diego at Baltimore 2:00
 S. Francisco v. G. Bay at Milw. 12:00
 Tampa Bay at Oakland 1:00
 Washington at Miami 1:00

MONDAY, OCT. 19

Chicago at Detroit 9:00

SUNDAY, OCT. 25 (8th Weekend)

Baltimore at Cleveland 1:00
 Cincinnati at New Orleans 1:00
 Denver at Buffalo 1:00
 Green Bay at Detroit 1:00
 Kansas City at Oakland 1:00
 Los Angeles at San Francisco 1:00
 Miami at Dallas 3:00
 Minnesota at St. Louis 12:00
 New England at Washington 1:00
 New York Giants at Atlanta 1:00
 San Diego at Chicago 3:00
 Seattle at New York Jets 4:00
 Tampa Bay at Philadelphia 1:00

(Continued on Inside Back Cover)