

# 80★COWBOYS



## FINGERTIP INFORMATION

OFFICE ADDRESS — 6116 North Central Expressway • Dallas, Texas 75206

OFFICE TELEPHONE — 214/369-8000

HOME FIELD — Texas Stadium (Capacity: 65,101)

COLORS — Royal Blue, Metallic Blue and White

### TICKET INFORMATION

Reserved Seats — \$12.00 and \$8.00

### COWBOYS TICKET OUTLETS

DALLAS — COWBOYS TICKET OFFICE, 6116 N. Central Expressway.

FORT WORTH — CENTRAL TICKET AGENCY.

### INDEX

|                                  |         |                               |              |
|----------------------------------|---------|-------------------------------|--------------|
| Attendance Records               | 113     | Post Season, 1980             | 144          |
| Big Days/Playoffs                | 124     | Schedule, 1980                | Back Cover   |
| Big Days/Regular Season          | 114     | Standings, 1979               | 144          |
| Cheerleaders                     | 138     | Opponents, 1980               | 82-89        |
| Coaches                          | 4-12    | Players                       |              |
| Cowboys Band                     | 139     | Biographies, Rookies          | 66-69        |
| Directory                        | 2       | Biographies, Veterans         | 14-65        |
| Draft List (1961-80)             | 76-79   | Roster, All-Time              | 70-71        |
| Halftime Activities              | 139     | Roster, All-Time College      | 76           |
| Highlight Film                   | 118     | Roster, 1980                  | Centerspread |
| Historical Highlights            | 131-135 | Pre-Season Results, All-Time  | 129          |
| Honors                           | 75      | Radio                         | 140          |
| How Cowboys Were Built           | 80      | Records/Playoff               | 120-124      |
| Last Time                        | 115     | Records/Regular Season        | 107-113      |
| Largest Margin of Defeat/Victory | 118     | Results, All-Time             | 126-130      |
| Longest Plays/Playoffs           | 124     | Results (1979 Game by Game)   | 90-96        |
| Longest Plays/Regular Season     | 116     | Road Itinerary                | 141          |
| Management                       | 3       | Schedule, 1980                | 1            |
| Miscellaneous Records, Playoffs  | 120     | Season Records, Individual    | 102          |
| Miscellaneous Records, Season    | 117     | Statistical Leaders, All-Time | 100-101      |
| NFC Playoff                      | 98      | Statistical Leaders, by Years | 103-106      |
| NFL Data                         |         | Statistics, 1979              | 97           |
| Post Season, 1933-1979           | 136     |                               |              |

### TELEPHONE NUMBERS

|            |                  |             |                  |              |                  |
|------------|------------------|-------------|------------------|--------------|------------------|
| Atlanta    | ..(404) 588-1111 | Houston     | ..(713) 797-9111 | Oakland      | ..(415) 562-5900 |
| Baltimore  | ..(301) 356-9600 | Kansas City | (816) 924-9300   | Philadelphia | (215) 463-2500   |
| Buffalo    | ..(716) 648-1800 | Los Angeles | (213) 585-5400   | Pittsburgh   | ..(412) 323-1200 |
| Chicago    | ..(312) 663-5100 | Miami       | ..(305) 379-1851 | St. Louis    | ..(314) 421-0777 |
| Cincinnati | ..(513) 621-3550 | Minnesota   | ..(612) 920-4805 | San Diego    | ..(714) 280-2111 |
| Cleveland  | ..(216) 696-5555 | New England | (617) 543-7911   | San Fran.    | ..(415) 365-3420 |
| Denver     | ..(303) 623-8778 | New Orleans | (504) 524-1421   | Seattle      | ..(206) 827-9777 |
| Detroit    | ..(313) 335-4131 | N.Y. Giants | (201) 935-8111   | Tampa Bay    | (813) 870-2700   |
| Green Bay  | ..(414) 494-2351 | N.Y. Jets   | ..(212) 421-6600 | Washington   | (703) 471-9100   |

# 1980 Schedule

| PRE-SEASON GAMES |                     |       | LOCAL TIME | DALLAS TIME |
|------------------|---------------------|-------|------------|-------------|
| DATE             | OPPONENT            |       |            |             |
| SAT., AUG. 9     | GREEN BAY PACKERS   | ..... | 8:00 p.m.  |             |
| Sat., Aug. 16    | at Los Angeles Rams | ..... | 7:00 p.m.  | 9:00 p.m.   |
| SAT., AUG. 23    | HOUSTON OILERS      | ..... | 8:00 p.m.  |             |
| SAT., AUG. 30    | PITTSBURGH STEELERS | ..... | 8:00 p.m.  |             |

| REGULAR SEASON GAMES |                                |       | LOCAL TIME | DALLAS TIME |
|----------------------|--------------------------------|-------|------------|-------------|
| DATE                 | OPPONENT                       |       |            |             |
| Mon., Sept. 8        | at Washington Redskins         | ..... | 9:00 p.m.  | 8:00 p.m.   |
| Sun., Sept. 14       | at Denver Broncos              | ..... | 2:00 p.m.  | 3:00 p.m.   |
| SUN., SEPT. 21       | TAMPA BAY BUCCANEERS           | ..... | 3:00 p.m.  |             |
| Sun., Sept. 28       | Green Bay Packers at Milwaukee | ..... | 1:00 p.m.  |             |
| SUN., OCT. 5         | NEW YORK GIANTS                | ..... | 3:00 p.m.  |             |
| SUN., OCT. 12        | SAN FRANCISCO 49ers            | ..... | 1:00 p.m.  |             |
| Sun., Oct. 19        | at Philadelphia Eagles         | ..... | 1:00 p.m.  | 12 noon     |
| SUN., OCT. 26        | SAN DIEGO CHARGERS             | ..... | 8:00 p.m.  |             |
| Sun., Nov. 2         | at St. Louis Cardinals         | ..... | 1:00 p.m.  |             |
| Sun., Nov. 9         | at New York Giants             | ..... | 1:00 p.m.  | 12 noon     |
| SUN., NOV. 16        | ST. LOUIS CARDINALS            | ..... | 1:00 p.m.  |             |
| SUN., NOV. 23        | WASHINGTON REDSKINS            | ..... | 3:00 p.m.  |             |
| THURS., NOV. 27      | SEATTLE SEAHAWKS               | ..... | 3:00 p.m.  |             |
| Sun., Dec. 7         | at Oakland Raiders             | ..... | 1:00 p.m.  | 3:00 p.m.   |
| Mon., Dec. 15        | at Los Angeles Rams            | ..... | 6:00 p.m.  | 8:00 p.m.   |
| SUN., DEC. 21        | PHILADELPHIA EAGLES            | ..... | 3:00 p.m.  |             |

## 1980 Training Camp Data

### LOCATION:

California Lutheran College  
Conejo Hall  
3270 Campus Drive South  
Thousand Oaks, California 91360

### DATES:

July 13 through August 22  
After August 22, back home  
in Dallas

### REPORTING DATES:

Rookies report on Sun., July 13  
Veterans report on Thurs., July 24

### PHONE NUMBERS:

Tex Schramm ... 805/492-9605  
Gil Brandt ..... 805/492-9576  
Joe Bailey ..... 805/492-9590  
Dan Werner ..... 805/492-9526  
Doug Todd ..... 805/492-9684  
School Switchboard 805/492-2411  
Telecopier Line .. 805/492-8018  
TWX Line ..... 910/336-1104

Note to Media: The "Dial-a-Cowboy" number is 214/369-4081. Dial that number any time of the day or night for a taped interview with a Dallas player or coach.



# COWBOYS CLUB DIRECTORY

*(Home Phone Numbers in Parentheses)*

|  |  |
|--|--|
| CLINT W. MURCHISON, JR.  | Chairman of the Board                  |
| TEXAS E. SCHRAMM (363-6665)  | President and General Manager          |
| GIL BRANDT (369-6689)  | Personnel Development (Vice President) |
| DON WILSON (255-1722)  | Treasurer (Vice President)             |
| JOE BAILEY (352-5619)  | Administration (Vice President)        |
| DAN WERNER (369-8872)  | Administrative Assistant               |
| DOUG TODD (231-4766)   | Public Relations Director              |
| GREG AIELLO (696-6286)   | Assistant Public Relations Director    |
| KAY LANG   | Ticket Manager                         |
| JERRY ANGELO, BOB GRIFFIN, RED HICKEY, RON HILL,<br>REED JOHNSON, JOE JONES, CHARLIE MACKEY,<br>JOHN WOOTEN, WALT YOWARSKY | Scouts                                 |
| DON COCHREN  | Trainer                                |
| KEN LOCKER   | Assistant Trainer                      |
| WILLIAM T. "BUCK" BUCHANAN   | Equipment Manager                      |
| BOB FRIEDMAN   | Director of Photography                |
| DR. MARVIN P. KNIGHT   | Team Physician                         |
| DR. JAMES PAT EVANS  | Team Physician                         |
| JIM SKINNER  | Entertainment Director                 |
| SUZANNE MITCHELL   | Cowboys Cheerleaders Director          |
| BILL LIVELY  | Cowboys Band Director                  |

## COACHING STAFF

Head Coach: TOM LANDRY (20 Seasons, Won 172, Lost 104, Tied 6). Assistant Coaches: JIM MYERS (Assistant Head Coach), ERMAL ALLEN (Special Assistant), MIKE DITKA, AL LAVAN, DAN REEVES, GENE STALLINGS, ERNIE STAUTNER, JERRY TUBBS, BOB WARD

# THE MANAGEMENT



MURCHISON



SCHRAMM



BRANDT

To many close observers, the Dallas Cowboys' consistency on the football field has been a reflection of the club's stability in the front office.

The Cowboys embarked on their third decade and 21st season in 1980 with the same front office lineup and head coach that started with the team in 1960 — Chairman of the Board Clint W. Murchison Jr., President and General Manager Tex Schramm, Vice President for Personnel Development Gil Brandt and Coach Tom Landry.

The Cowboys' management has steered the club through 14 straight winning seasons, 13 trips to the playoffs, five Super Bowl appearances and two world championships.

Schramm oversees the day-to-day operation of the team. In 1966 he was named president of the Cowboys, but also has retained his position as general manager.


A journalism graduate of the University of Texas, Schramm joined the Los Angeles Rams as publicity director in 1947 after two years as a sports writer and sports editor of the Austin American-Statesman. In a 10-year career with the Rams he rose from publicity director, to assistant to the president, to general manager.

Schramm left the Rams in 1957 to join CBS as assistant director of sports. He put together the first network telecast of the Olympics, but following those Winter Games of 1960 in Squaw Valley, Calif., Schramm returned to pro football when he was hired by Clint Murchison to run the new Dallas NFL franchise.

In the spring of 1977 Schramm received an honorary degree (Doctor of Humane Letters) from California Lutheran College. At the end of that season, after the Cowboys won the Super Bowl, Schramm was named NFL Executive of the Year by the Sporting News and in 1978 he received the Bert Bell Award for outstanding executive leadership in the NFL.

Brandt directs the Cowboys' scouting operation and supervises the signing of all players. A native of Milwaukee and graduate of the University of Wisconsin, Brandt was a baby photographer and part-time scout for the Rams under Schramm when his flair for discovering talent led to his being hired by the Cowboys.

## THE COACH



People forever are seeking clues to the "real" Tom Landry. For 20 years football fans have seen him pacing the sidelines, fiercely concentrating, face expressionless, and they want to know what lies beneath the stoic facade of this fabulously successful coach. They want to know what moves the man under the snap-brim felt hat.

"The biggest misconception about me is that I'm unemotional," Landry says. "I'm not a cheerleader, but I do feel the excitement. You see, concentration is the most important part of my job on the football field. If you're going to do something constructive in a game from a coaching standpoint, you must be completely engrossed in what's going on, not in the emotions of the game. Leadership is a matter of having people look at you and gain confidence, seeing how you react. If you're in control, they're in control."

Being in control of a situation is something you can count on from Tom Landry.

Starting as a rookie head coach with an expansion team in 1960, Landry and the Cowboys suffered through five straight losing seasons before finishing 7-7 in 1965. The club's record through the first six years was a dismal 25-53-4.

But Landry believed in his system and the Cowboys believed in Landry. They turned out to be beliefs well taken.

Beginning with a 10-3-1 mark in 1966, the Cowboys' ledger reads 147-51-2, including the NFL's best record of the 1970s (105-39-0, 119-46-0 including playoffs). Since 1966 Landry has guided the Cowboys through 14 straight winning seasons, including 13 trips to the playoffs, 11 division championships and a record five Super Bowl appearances. The Cowboys won world championships in Super Bowls VI and XII.

The dean of NFL coaches in his 21st season, Landry ranked fourth on the list of the league's all-time winningest coaches with a 172-104-6 regular-season record after the '79 season. He trailed only George Halas (320 victories), Curly Lambeau (231) and Don Shula (175 prior to 1980).

After winning the NFC championship in 1975, '77 and '78 to appear in Super Bowls X, XII and XIII, the Cowboys last year won the NFC Eastern Division for the fourth straight season with an 11-5 record, but were upset by Los Angeles in the first round of the playoffs. Yet Landry quickly forgot the defeat and eagerly began his third decade as Cowboys head coach.

"I love the challenge of rebuilding more than anything else," he says. "It would have been nice to win the Super Bowl again because that would have capped nearly a decade of great football for us. It just means we'll have to work that much harder next year."

Recognized as one of football's great technical innovators, Landry also has become an inspirational leader for many because of his principles and achievements.

"I regret my true feelings about Tom Landry never became a matter of public record," says Bob Lilly, the former All-Pro defensive tackle who in 1980 became the first Cowboys-only player to be elected to the Pro Football Hall of Fame. "But he's one of the finest men I've ever come in contact with and I can honestly say he's had more of a positive influence on my life than anybody."

And from Charlie Waters, a 10-year Cowboys veteran: "No matter what happens, he's always in control. You don't know how much that means to us. You're just glad he's on your side."



Tom was born in Mission, Texas, on Sept. 11, 1924. He was an All-Regional fullback at Mission High School before enrolling at the University of Texas. Following one semester, he joined the Air Corps and flew 30 B-17 missions with the Eighth Air Force in World War II.

In November 1945 he was discharged as a First Lieutenant and returned to Texas where he became a star fullback and defensive back, earning All-Southwest Conference honors as a junior and co-captaining the Longhorns as a senior. With Landry's help, Texas beat Alabama in the 1948 Sugar Bowl and Georgia in the 1949 Orange Bowl.

Landry played for the New York Yankees of the All-America Conference in 1949 before joining the NFL's New York Giants the next year. He was a mainstay in the Giants' defensive backfield through 1955, the last two years as a player-coach. He earned All-Pro honors in 1954.

Retiring as a player following the 1955 season, Tom was the Giants' defensive coach through 1959. Giants head coach Jim Lee Howell called him "the best defensive coach in the business."

Coach Landry and wife Alicia, whom he met at Texas, have three children — Tom, Jr., an attorney and oilman; Kitty and Lisa. Lisa pre-

sented Tom with his first grandchild — Ryan Edward Phillips — on June 26, 1980.

Tom devotes much of his spare time to the Fellowship of Christian Athletes and serves on the Board of Trustees of the National FCA. He received the 1980 Vince Lombardi Dedication Award from the Wisconsin Chapter of the Pro Football Writers Association. Also in 1980, California Lutheran College, site of the Cowboys' training camp, established the Landry Medal, to be awarded annually to a person who has distinguished himself in his chosen profession and serves as an inspiration to American youth.

Landry, who earned a degree in business at Texas and one in industrial engineering from the University of Houston, holds honorary degrees from California Lutheran College (Doctor of Humane Letters), John Brown University (Doctor of Humanities), Southwest Baptist College (Doctor of Laws) and Indiana Central University (Doctor of Laws). In 1978 he was inducted into the Texas Sports Hall of Fame.

#### THE LANDRY YEARS

| YEAR  | W  | L  | T | YEAR   | W   | L   | T |
|-------|----|----|---|--------|-----|-----|---|
| 1960  | 0  | 11 | 1 | *1971  | 11  | 3   | 0 |
| 1961  | 4  | 9  | 1 | *1972  | 10  | 4   | 0 |
| 1962  | 5  | 8  | 1 | *1973  | 10  | 4   | 0 |
| 1963  | 4  | 10 | 0 | 1974   | 8   | 6   | 0 |
| 1964  | 5  | 8  | 1 | *1975  | 10  | 4   | 0 |
| 1965  | 7  | 7  | 0 | *1976  | 11  | 3   | 0 |
| *1966 | 10 | 3  | 1 | *1977  | 12  | 2   | 0 |
| *1967 | 9  | 5  | 0 | *1978  | 12  | 4   | 0 |
| *1968 | 12 | 2  | 0 | *1979  | 11  | 5   | 0 |
| *1969 | 11 | 2  | 1 | TOTALS | 172 | 104 | 6 |
| *1970 | 10 | 4  | 0 |        |     |     |   |

\*Qualified for Playoffs (Won Super Bowl VI on Jan. 16, 1972; won Super Bowl XII on Jan. 15, 1978).

#### NFL'S TOP 10 WINNINGEST COACHES

| COACH, TEAMS  | W   | L   | T  |
|---|-----|-----|----|
| 1. <b>GEORGE HALAS (40 years)</b> .....                                 | 320 | 148 | 30 |
| Chicago Bears ('20-'29, '33-'42, '46-'55, '58-'67)                      |     |     |    |
| 2. <b>CURLY LAMBEAU (33 years)</b> .....                                | 231 | 133 | 23 |
| Green Bay ('21-'49), Chi. Cards ('50-'51), Wash. ('52-'53)              |     |     |    |
| 3. <b>*DON SHULA (17 years)</b> .....                                   | 175 | 62  | 5  |
| Baltimore ('63-'69), Miami ('70-'79)                                    |     |     |    |
| 4. <b>*TOM LANDRY (20 years)</b> .....                                  | 172 | 104 | 6  |
| Dallas Cowboys ('60-'79)  |     |     |    |
| 5. <b>PAUL BROWN (21 years)</b> .....                                   | 166 | 100 | 6  |
| Cleveland ('50-'62), Cincinnati ('68-'75)                               |     |     |    |
| 6. <b>STEVE OWEN (23 years)</b> .....                                   | 151 | 100 | 17 |
| New York Giants ('31-'53)   |     |     |    |
| 7. <b>HANK STRAM (17 years)</b> .....                                   | 131 | 97  | 10 |
| Dallas Texans (60-'62), Kansas City ('63-'74),<br>New Orleans ('76-'77) |     |     |    |
| 8. <b>WEEB EWBANK (20 years)</b> .....                                  | 130 | 129 | 7  |
| Baltimore ('54-'62), New York Jets ('63-'73)                            |     |     |    |
| 9. <b>BUD GRANT (13 years)</b> .....                                    | 122 | 59  | 5  |
| Minnesota ('67-'79)   |     |     |    |
| 10. <b>SID GILLMAN (18 years)</b> .....                                 | 122 | 99  | 7  |
| Los Angeles ('55-'59), San Diego ('60-'69), Houston ('73-'74)           |     |     |    |

\*Active in 1980.



# THE COACHING STAFF

## Jim Myers

Assistant Head Coach • Offensive Line



Jim Myers has the longest tenure on the Cowboys' assistant coaching staff, 19 years. He joined the Cowboys in 1962 as offensive line coach following head coaching jobs at Iowa State and Texas A&M.

Jim has continued to handle the offensive line since Tom Landry turned over some of his responsibilities to his long-time aide three years ago, naming Myers to the newly created position of assistant head coach. Under his guidance, the Cowboys have produced All-Pro linemen such as Ralph Neely, John Niland, Rayfield Wright and Blaine Nye. Last year tackle Pat Donovan and guard Herbert Scott were named to the Pro Bowl.

A native of Madison, W. Va. (11/12/21), Myers was an outstanding lineman at the University of Tennessee in 1941-42 and at Duke in the Marine Corps V-12 program in 1943.

Before becoming a head coach, Myers served as an assistant at Wofford College, Vanderbilt and UCLA. In 1978 he received the Distinguished American Award from the East Tennessee Chapter of the National Football Foundation and Hall of Fame.

Jim serves on the Board of Directors of the Dallas chapters of the Boys Club of America, Fellowship of Christian Athletes and Southwest Allied Youth.

Jim and wife Carolyn have three daughters — Susan, Kathy and Carol — and seven grandchildren.





## **Ermal Allen**

### **Research and Development**

Ermal Allen, in his 19th season with the Cowboys, is in charge of studying and evaluating all players and teams in the NFL.

A quarterback at the University of Kentucky from 1939-41 and a member of the Fort Benning and Army All-Star teams during World War II, Allen played one season at defensive back with the Cleveland Browns in the All-America Conference in 1947.

Returning to Kentucky in 1948, Ermal was an assistant coach for 14 years under Paul "Bear" Bryant ('48-'53) and Blanton Collier ('54-'61).

Ermal, who was born Christmas Day, 1920, is a scratch golfer who twice won the Kentucky Amateur championship, beating Bobby Nichols in 1955 and Frank Beard in '58.

Ermal and wife Allie have three children — Ken, Ann and Amy — and six grandchildren.



## **Mike Ditka**

### **Special Teams • Tight Ends**

Following a career in which he became recognized as the prototype of an NFL tight end, Mike Ditka joined the Cowboys coaching staff in 1973. In addition to handling the special teams, he has coached Pro Bowl performers at each receiver position — wide receivers Drew Pearson and Tony Hill plus tight end Billy Joe DuPree.

A four-time All-Pro tight end with the Chicago Bears, Ditka played his last four years with the Cowboys, including appearances in Super Bowls V and VI. Mike scored the final touchdown in Super Bowl VI, the Cowboys' first world championship, on a pass from Roger Staubach.

A native of Aliquippa, Pa. (10/18/39), Mike was a consensus All-America at the University of Pittsburgh and the Bears' No. 1 draft choice in 1961. In his 12-year NFL career, Ditka caught 427 passes for 5,913 yards and 43 touchdowns. He also played for the Philadelphia Eagles.

Mike has four children — Michael, Mark, Megan and Matt. His wife's name is Diana.

## **Al Lavan** **Running Backs**



The newest member of the Cowboys staff is Al Lavan, who joined the club in March after eight years of assistant coaching experience in the college and pro ranks.

Lavan coached running backs at Stanford last season after two years at Georgia Tech in which he handled receivers in '77 and running backs in '78. He directed defensive backs and special teams for the Atlanta Falcons in '75 and '76. Lavan also coached at Iowa State in '74, Louisville in '73 and Colorado State in '72.

A native of Pierce, Fla. (9/13/46), Lavan was a defensive back and place kicker at Colorado State and was drafted in the eighth round by Philadelphia in 1968. He played defensive back for the Eagles in '68, then for Atlanta in '69 and '70.

Al and wife Bessie have three children — Travis, Douglas and Maeleeke.

## **Dan Reeves** **Offensive Coordinator •** **Quarterbacks • Wide Receivers**



Under the direction of Dan Reeves, the Cowboys have fielded one of the NFL's top offensive teams the past three seasons.

After two years as a player-coach, Dan became the club's offensive backfield coach in 1972. He spent the '73 season in private business before rejoining the Cowboys staff in '74. He added the duties of offensive coordinator in '77.

A running back for eight seasons (1965-72) with Dallas, Reeves finished his career as the Cowboys' fifth all-time leading rusher despite a series of knee injuries. He rushed for 1,990 yards and 25 touchdowns and caught 129 passes for 1,693 yards and 17 touchdowns.

A quarterback at the University of South Carolina, Reeves was a feared option passing halfback as a pro. He was inducted into the University of South Carolina's Hall of Fame three years ago.

A native of Americus, Ga. (1/19/44), Reeves signed with the Cowboys as a free agent in 1965.

Dan and wife Pam have three children — Dana, Lee and Laura.



## **Gene Stallings**

### **Defensive Backfield**

Gene Stallings joined Tom Landry's staff in 1972 after seven years (1965-71) as head coach at his alma mater, Texas A&M.

Stallings has presided over the development of two All-Pro safeties — Cliff Harris and Charlie Waters — and in Randy Hughes he may have his third.

Gene was an All-Southwest Conference offensive end at A&M under Bear Bryant and was a tri-captain on Bryant's unbeaten 1956 Aggie team. Stallings served one year as a student-assistant coach at A&M before moving with Bryant to Alabama as an assistant. He remained there until returning to A&M as head coach in 1965.

The Paris, Texas, native (3/2/35) is an exceptional public speaker who stays very busy in that capacity, mainly during the off-season.

Gene and wife Ruth Ann have five children — Anna Lee, Laurie, John Mark, Jacklyn and Martha Kate.



## **Ernie Stautner**

### **Defensive Coordinator • Defensive Line**

The Cowboys' famed "Doomsday Defense" began to emerge shortly after the arrival of Ernie Stautner as defensive line coach in 1966. Ernie also helped fashion "Doomsday II," which carried Dallas to its second Super Bowl title in 1977.

Under Hall of Famer Stautner, the Cowboys have produced four All-Pro defensive linemen — Bob Lilly, George Andrie, Harvey Martin and Randy White.

Ernie was an All-Pro defensive end and tackle himself for the Pittsburgh Steelers where he played for 15 years (1951-65) despite being relatively small at 6-0, 235 pounds. A veteran of nine Pro Bowls, he was elected to the Pro Football Hall of Fame in 1969, his first year of eligibility.

Ernie was born in Cham, Bavaria (4/20/27) but grew up in Albany, N.Y. Following a World War II Marine Corps hitch (1943-46), he enrolled at Boston College where he developed into a star two-way lineman.

Ernie's wife is Pat and he has three children — Joe, Terri and Carol.

## **Jerry Tubbs**

### **Linebackers**



In the 1960 expansion draft the Cowboys chose a linebacker from the San Francisco 49ers named Jerry Tubbs. Jerry played middle linebacker for eight years in Dallas before joining the coaching staff in 1968. He is the only original Cowboys player still with the organization.

Jerry helped develop his replacement at middle linebacker, Lee Roy Jordan, one of four Pro Bowl stars to play under Tubbs. The others are Chuck Howley, Thomas Henderson and, most recently, Bob Breunig in 1979.

Born in Breckenridge, Texas (1/23/35), Jerry was an All-America center-linebacker for Bud Wilkinson's unbeaten Oklahoma teams from 1954-56. Tubbs received the Walter Camp Award as the nation's outstanding player in '56. He was drafted No. 1 by the Chicago Cardinals in 1957 and also played for the 49ers before coming to Dallas.

Jerry and wife Marlene have two children — Alan and Kayla.

## **Bob Ward**

### **Conditioning**



Bob Ward has Cowboys players enthusiastically participating in his conditioning programs, which include running, weight lifting, flexibility training and diet. He directs the Cowboys' voluntary off-season program, working with computer printouts to devise individual programs for each player.

Bob was track coach for 11 years at Fullerton College in California before joining the Cowboys in 1975.

A graduate of Whitworth College in Spokane, Wash., Ward received his master's in physical education from the University of Washington and his doctorate from Indiana University. He also has been trained extensively in the martial arts.

Bob, a native of Huntington Park, Calif. (7/4/33), and wife Joyce have two children — Shannon and Erin.



**COCHREN AND LOCKER**



**BUCHANAN**

### **DON COCHREN, Trainer**

Don Cochren came to the Cowboys in 1965 after experience in college, military and Canadian Football League training.

A graduate of Purdue, Cochren earned his physical therapy certificate at Pennsylvania. He was trainer at Case Institute (now Case-Western Reserve) in Cleveland for two years, with the Toronto Argonauts of the CFL for four years and spent a year at the University of New Hampshire before coming to Dallas. He also served as a physical therapy officer in the Air Force for two years.

Cochren was one of 28 trainers selected from colleges and professional ranks to serve the United States team at the 1980 Winter Olympics in Lake Placid, N.Y.

Don, a native of Princeton, Ind. (2/6/32), and wife Jan have four children — Jeff, Scott, Wendy and Chris.

### **KEN LOCKER, Assistant Trainer**

Following four years as assistant trainer and interim head trainer at North Texas State, Ken Locker came to the Cowboys in 1973 as assistant trainer.

Locker received his master's degree in physical education from Texas Woman's University and served two years as trainer for World Championship Tennis, making the men's tour in 1975 and '76.

Ken is a native of Fort Stockton, Texas (7/23/51). His wife's name is Pam.

### **BUCK BUCHANAN, Equipment Manager**

William T. "Buck" Buchanan joined the Cowboys in 1973 after supervising athletic programs in the Air Force for 20 years.

SMSgt. Buchanan was a non-commissioned officer in charge of Athletics and Programs at the U.S. Air Force Academy Prep School in Colorado Springs for four years. He was awarded the Bronze Star for his performance during a 1968-69 tour of duty in Thailand.

Buck was born in Ballinger, Texas (5/24/33). He and wife Geraldine have two children — Bucky and Julie.



# THE PLAYERS

RANDY WHITE



## Benny Barnes ★ 31

**CORNERBACK • STANFORD • 9th YEAR**  
**HT: 6-1 • WT: 195 • BORN: 3/3/51 • FA FOR '72**

**PRO:** One of the club's most dependable and most underrated players, Benny Barnes turned in another fine season in 1979 despite a sore right foot that has plagued him since 1975. Benny shared the team lead both in interceptions and fumble recoveries. One of the fumbles resulted in Barnes' first NFL touchdown, a 33-yard return in the second quarter at Minnesota (10/7) which turned out to be the game's winning score. Benny received the first Oak Farms Cowboys MVP Award of his career for his outstanding job against Pittsburgh's Lynn Swann (10/28), holding him to one reception for five yards in six tries. Benny also received the MVP award for his effort against Los Angeles in the playoffs, which included two key pass deflections. In January Barnes underwent surgery to have a joint fused in his right foot, the same operation which successfully extended Lee Roy Jordan's career. The foot also was operated in '74 when he broke it (12/7 against Cleveland) and after the '77 season to eliminate bone spurs. Barnes spent his first four seasons as a backup cornerback and safety before winning a starting job in '76. He still is a capable strong safety, playing the position last year against Washington (12/16) when Randy Hughes was hurt. Benny also is a top special teams performer, particularly on punt coverage, and in '77 he won the Cowboys' special teams player of the year award (with Jay Saldi). Barnes' strong suit is his man-to-man coverage. "He reads cuts as well as anybody," secondary coach Gene Stallings says. "He can anticipate a man's moves. He's the kind

(Continued on next page)

### BARNES' COWBOYS TOTALS

| Receiving |     |      |      |         | Pass Interceptions |     |      |      |         |
|-----------|-----|------|------|---------|--------------------|-----|------|------|---------|
| Year      | No. | Yds. | Avg. | Long TD | Year               | No. | Yds. | Avg. | Long TD |
| 1974      | 1   | 37   | 37.0 | 37 0    | 1973               | 1   | 1    | 1.0  | 1 0     |
| 1976      | 1   | 43   | 43.0 | 43 0    | 1976               | 1   | 23   | 23.0 | 23 0    |
| TOTALS    | 2   | 80   | 40.0 | 43 0    | 1978               | 5   | 72   | 14.4 | 38 0    |
|           |     |      |      |         | 1979               | 2   | 20   | 10.0 | 11 0    |
|           |     |      |      |         | TOTALS             | 9   | 116  | 12.9 | 38 0    |

### Opponents' Fumbles Recovered

| Year   | No. | Yds. | Avg. | Long TD |
|--------|-----|------|------|---------|
| 1974   | 1   | 0    | 0.0  | 0 0     |
| 1978   | 2   | 14   | 7.0  | 14 0    |
| 1979   | 2   | 33   | 16.5 | 33 1    |
| TOTALS | 5   | 47   | 9.4  | 33 1    |

### SINGLE-GAME CAREER HIGHS

#### Regular-Season

Interceptions — 2 (9/10/78 vs. Giants)  
 Yards Interceptions — 38 (9/10/78 versus Giants)  
 Long Interception — 38 (9/10/78 versus Giants)

#### Playoffs

Interceptions — 2 (12/19/76 versus Los Angeles)  
 Yards Int. — 0



## BARNES, Cont.

of ballplayer who's always thinking, always a step ahead of the other fellow." Benny's greatest notoriety, however, came from being the victim of a controversial interference call against Swann in Super Bowl XIII. He shares the NFL record for most safeties in a season with two (1973). In '78 he led the Cowboys in interceptions. GAMES: 1972 (14), 1973 (14), 1974 (13), 1975 (14), 1976 (14), 1977 (14), 1978 (14), 1979 (15). Total — 102.

**COLLEGE:** Barnes intercepted seven passes in '71, including three in a game against Washington, and earned All-Pacific Coast honors at free safety. He started 24 consecutive games for Stanford and played on two Rose Bowl winners.

**PERSONAL:** A native of Lufkin, Texas, Benny Jewell Barnes and wife Joyce have three sons — David (1/20/72), Damon (8/8/74) and Deon (4/23/78). In the off-season Benny has worked in the commercial lending and credit departments for Oak Cliff Bank.

## Larry Bethea ★ 76

**DEFENSIVE LINEMAN • MICHIGAN STATE • 3rd YEAR**  
**HT: 6-5 • WT: 254 • BORN: 7/21/56 • D-1 FOR '78**

**PRO:** The 28th player selected in the 1978 draft, Larry Bethea has spent his formative years with the Cowboys trying to settle into one position. After spending last off-season preparing to battle for Jethro Pugh's vacated left tackle spot, Bethea opened training camp as the starting left defensive end in the wake of Ed Jones' unexpected departure. Inexperience proved his undoing, however, and Bethea was moved back to a reserve tackle role. He started at right tackle against Houston (11/22) and the Giants (12/2) when Randy White was hobbled by a sore foot. Bethea had a quarterback trap in each of those games, finishing the year with four traps and 28 tackles. "Larry Bethea, who tried his best last year to become a starter but fell short, still has another chance this year," Tom Landry says. "He played fairly well during the season, especially toward the end, but what he does in pro football probably will be determined this year." In his rookie year Bethea filled in at right end on short-yardage plays when Harvey Martin was having leg problems, meaning Bethea has played all four defensive line positions in his first two years in addition to his special teams work. "He has the potential to be a good defensive tackle because he's big and strong but he's also fast enough to play end," defensive coordinator Ernie Stautner says. The biggest play of Bethea's career came in the '78 NFC title game when he was credited with stopping Rams runner Jim Jodat on a fourth-and-one at the Dallas 14 to preserve a 7-0 Cowboys lead in the third quarter. GAMES: 1978 (16), 1979 (16). Total — 32.

**COLLEGE:** Bethea was the Big Ten's most valuable player in '77,



## BETHEA, Cont.

the first lineman to win the award since Illinois' Dick Butkus in 1963. Larry was voted to three All-America teams, twice made All-Big Ten and was voted the Spartans' MVP his senior year. He lettered four years, playing tight end as a freshman.

**PERSONAL:** Larry participated for the first time in the Cowboys' off-season conditioning program this year after spending previous off-seasons studying at Michigan State. He also served an internship with the Dallas Black Chamber of Commerce in order to complete his degree in urban development. He also has worked with handicapped children in the Dallas-Fort Worth area. Larry and wife Gloria are from Newport News, Va.



## Bob Breunig ★ 53

LINEBACKER • ARIZONA STATE • 6th YEAR  
HT: 6-2 • WT: 225 • BORN 7/4/53 • D-3 FOR '75

**PRO:** The Cowboys have had only three starting middle linebackers in their history — Jerry Tubbs from 1960-65, Lee Roy Jordan from 1966-76 and Bob Breunig since 1977. With Breunig winning a trip to his first Pro Bowl last year, all three now have appeared in the NFL's all-star game, making the Cowboys' middle linebacker position an exclusive club indeed. Breunig was converted from strongside linebacker to the "Meg" position in 1977 following Jordan's retirement. Tom Landry termed Breunig's transition "remarkable" and "one of the reasons we were able to win our second Super Bowl." He has led the team in tackles in each of the past three seasons, raising his total each year from 130 (73 primary, 57 assists) to 135 (71-64) to 167 (81-86). "He's exactly the kind of player you need as a middle linebacker in the 'flex,'" teammate Danny White says. "He's always where he's supposed to be, and he's consistent and dependable." The quarterback of the defensive unit, Breunig relays the defensive signals called from the sidelines by defensive coordinator Ernie Stautner, but he's also responsible for calling audibles if a formation needs to be changed. "Bob's extremely intelligent, very alert and he handles the defense very well," says Tubbs, now the Cowboys' linebackers coach. "He does a good deal of audibilizing and the thing is he knows when to do it. His intelligence and intensity are his biggest attributes. He's an excellent leader." Adds Landry, "Bob is smart and a very intense football player. He'll give you everything he's got in practice and on the field, and he's a great leader. He is the quality middle linebacker you need." Breunig's top effort in '79 came against Philadelphia (11/12) when he had 18 tackles, including nine solos. GAMES: 1975 (10), 1976 (14), 1977 (14), 1978 (16), 1979 (16). Total — 70.

**COLLEGE:** Breunig won All-America honors as a senior after leading Arizona State in tackles and fumble recoveries from his middle line-

## BREUNIG, Cont.

backer position. A three-time All-Western Athletic Conference selection, he recovered 10 fumbles and intercepted six passes in his career.

**PERSONAL:** Robert Paul Breunig (BREW-nig), a Phoenix native, works in the off-season for Holloway-Staubach Real Estate Agency in Dallas. He is active with the Fellowship of Christian Athletes and the Happy Hill Children's Home in Glen Rose, Texas. Last year Bob's wife Mary compiled the Cowboys' Wives' Cookbook, the proceeds of which went to Happy Hill. A self-taught guitar player and singer, Bob recorded a song on a children's religious album called "Color Him Love" in 1978. During the season Bob has a daily radio show on KRLD in Dallas. He and Mary have a son, Robert Jr. (11/11/78).

### BREUNIG'S COWBOYS TOTALS

| Year | Receiving |      |      |      |    |
|------|-----------|------|------|------|----|
|      | No.       | Yds. | Avg. | Long | TD |
| 1975 | 1         | 21   | 21.0 | 21   | 0  |

| Year   | Pass Interceptions |      |      |      |    |
|--------|--------------------|------|------|------|----|
|        | No.                | Yds. | Avg. | Long | TD |
| 1977   | 1                  | 15   | 15.0 | 15   | 0  |
| 1978   | 1                  | 2    | 2.0  | 2    | 0  |
| TOTALS | 2                  | 17   | 8.5  | 15   | 0  |

| Year | Kickoff Returns |      |      |      |    |
|------|-----------------|------|------|------|----|
|      | No.             | Yds. | Avg. | Long | TD |
| 1975 | 2               | 13   | 6.5  | 7    | 0  |

| Year   | Opponents' Fumble Recoveries |      |      |      |    |
|--------|------------------------------|------|------|------|----|
|        | No.                          | Yds. | Avg. | Long | TD |
| 1975   | 1                            | 0    | 0.0  | 0    | 0  |
| 1976   | 3                            | 0    | 0.0  | 0    | 0  |
| 1977   | 1                            | 0    | 0.0  | 0    | 0  |
| 1978   | 1                            | 0    | 0.0  | 0    | 0  |
| TOTALS | 6                            | 0    | 0.0  | 0    | 0  |

## Larry Brinson ★ 36

**RUNNING BACK • FLORIDA • 4th YEAR**  
**HT: 6-0 • WT: 214 • BORN: 6/6/54 • FA FOR '77**

**PRO:** The switch of Ron Springs from halfback to fullback following the 1979 season also prompted another backfield move by Tom Landry and his coaching staff. To ease the sudden logjam at fullback and add to the depth behind Tony Dorsett, Larry Brinson was moved to halfback. "He has run from the tailback spot in practice when we're working on defense and he's looked pretty good," Landry explains. "It may be a good change for Larry." And hopefully a change of luck too. Brinson had high hopes heading into last season following some sparkling moments in '78 and a fine training camp. But early in the second quarter of the season-opener at St. Louis, on his first carry, Brinson churned 10 yards to the Cards three and promptly suffered a dislocated left shoulder. He missed the next two games and wound up with only 14 carries for the season. Brinson saw no pre-season action in '78 due to a groin pull and was released on the final cutdown day. But when RB Doug Dennison went down with an injury in October, the Cowboys called back Brinson from his alma mater, the University of Florida, where he was a graduate assistant football coach. He rushed for 96 yards and two TDs as a backup, his best effort coming in a Thanksgiving Day rout of Washington in which he gained 51 yards on four carries, including a 39-yard scoring burst. Blessed with great speed



## BRINSON, Cont.

for a man his size, Brinson made the '77 Cowboys as a free agent despite suffering a fractured cheekbone in training camp. He served as a regular kickoff return specialist that year, tying for eighth in the NFC. GAMES: 1977 (14), 1978 (10), 1979 (14). Total — 38.

**COLLEGE:** A four-year starter, Brinson was used mostly as a blocking back in the Gators' wishbone attack despite the fact he was a 9.5 100-yard dash sprinter at Miami Northwestern High School. He averaged 4.9 yards per rush in his career.

**PERSONAL:** Larry Sylvesta Brinson and wife Patricia, an elementary school teacher in Dallas, spend part of each off-season in Florida. Larry, a native of Opalocka, Fla., is an avid fisherman and hunter.

### BRINSON'S COWBOYS TOTALS

| Year   | Rushing |      |      |      |    | Year   | Kickoff Returns |      |      |      |    |
|--------|---------|------|------|------|----|--------|-----------------|------|------|------|----|
|        | Att.    | Yds. | Avg. | Long | TD |        | No.             | Yds. | Avg. | Long | TD |
| 1977   | 8       | 28   | 3.5  | 20   | 1  | 1977   | 17              | 409  | 24.1 | 41   | 0  |
| 1978   | 18      | 96   | 5.3  | 39   | 2  | 1978   | 6               | 93   | 15.5 | 31   | 0  |
| 1979   | 14      | 48   | 3.6  | 10   | 0  | 1979   | 2               | 29   | 14.5 | 17   | 9  |
| TOTALS | 40      | 172  | 4.3  | 39   | 3  | TOTALS | 25              | 531  | 21.2 | 41   | 0  |

### SINGLE-GAME CAREER HIGHS

#### Regular-Season

Yards Rushing — 51 (11/23/78 versus Washington)  
Rushing Attempts — 8 (12/17/78 versus Jets)  
Longest Run — 39t (11/23/78 versus Washington)  
TD Rushing — 1 (3 times, last 12/17/78 versus Jets)

#### Playoffs

Yards Rushing — 3 (12/26/77 versus Chicago)  
Rushing Attempts — 3 (12/26/77 versus Chicago)  
Longest Run — 3 (12/26/77 versus Chicago)  
Receptions — 1 (12/26/77 versus Chicago)  
Yards Receiving — 6 (12/26/77 versus Chicago)



## Guy Brown ★ 59

LINEBACKER • HOUSTON • 4th YEAR  
HT: 6-4 • WT: 228 • BORN: 6/1/55 • D-4 FOR '77

**PRO:** A groin injury slowed Guy Brown's progress last year, but he entered the 1980 season with his best opportunity yet of making a contribution at outside linebacker. "Guy Brown could very easily be a starting linebacker," Tom Landry says. "He has all the physical qualities. He's just never been able to meet the challenge so far. We hope he will develop into the type of linebacker we would like." Brown is the Cowboys' tallest and fastest (4.6 in the 40) linebacker, and also one of the team's best all-around athletes. He has performed exceptionally well on special teams and also has played linebacker on short-yardage and goal-line situations. "I'd like to see Guy become a little more aggressive and I think that will come as he takes a more active role," linebackers coach Jerry Tubbs says. "He just needs to put it all together now. And the quickest way to do that is to get in the playing time." GAMES: 1977 (14), 1978 (15), 1979 (15). Total — 44.

## BROWN, Cont.

**COLLEGE:** Playing "stand-up" defensive end, Brown earned All-Southwest Conference honors in his senior year. Injuries hampered his career at Houston where he began as a tight end.

**PERSONAL:** Guy Brown III is the oldest son in a family of 10 children from Palestine, Texas. Last off-season Guy worked as a sales representative for Daco, Inc., a Dallas-Fort Worth advertising firm. Guy is active in the Fellowship of Christian Athletes and has worked for Special Olympics. Guy and wife Jacqueline have a daughter, Christa (7/30/79).

## Glenn Carano ★ 18



**QUARTERBACK • NEVADA-LAS VEGAS • 4th YEAR**  
**HT: 6-3 • WT: 202 • BORN: 11/18/55 • D-2 FOR '77**

**PRO:** After three years as the Cowboys' seldom-used No. 3 quarterback, Glenn Carano received an instant promotion to No. 2 in March when Roger Staubach announced his retirement. But Glenn warned he was not going to be satisfied with his new status. "I want it to be known that Danny (White) is not going to be served the starting position on a silver platter," he cautioned. "Danny will go into camp as the No. 1 quarterback, but I'm going to challenge him for it. The coaches are going to have to look at me too." Despite his limited opportunity, Carano so far has been impressive. He was the third quarterback taken in the '77 draft, after Steve Pisarkiewicz and Tommy Kramer, when Dallas took him in the second round with a choice from Seattle for wide receiver Duke Ferguson. Carano earned the No. 3 job by beating out Steve DeBerg, who subsequently became San Francisco's starter. Another former Cowboys third-string QB is Seattle's Jim Zorn, now one of the league's top passers. In pre-season as a rookie Glenn completed 10-of-20 passes, including one for a touchdown. In '78 pre-season he was 8-of-8 for 89 yards and a TD, and last year he was 17-of-34 for 194 yards and one TD. During regular-season his responsibilities have been to play the role of the upcoming opponent's quarterback during practice and to chart every offensive play during games. Last year he served as Rafael Septien's holder during pre-season and through the first three regular-season games due to injuries to Charlie Waters and Danny White. "Glenn is progressing nicely," Tom Landry says. "He made great strides last year. He has an excellent arm. He has the type of ability that will make him a starter someday." **GAMES: 1978 (2), 1979 (3). Total — 5.**

**COLLEGE:** Carano set every Nevada-Las Vegas career passing record in four years as a starter. Glenn completed 337-of-636 passes for 5,096 yards and 37 touchdowns. He also scored 19 TDs rushing.

**PERSONAL:** Glenn Thomas Carano (Ka-RAH-no) was born in San Pedro, Calif., near Los Angeles, and raised in Reno, Nev. He and wife Dana, a real estate broker, now live in Dallas year-round.

# Larry Cole ★ 63



**DEFENSIVE TACKLE • HAWAII • 13th YEAR**  
**HT: 6-5 • WT: 252 • BORN: 11/15/46 • D-16 FOR '68**

**PRO:** After more than a decade of reveling in obscurity as the moving force behind the Zero Club ("Thou Shall Not Seek Publicity"), Larry Cole assumed a new role last year — team leader. "I've always kind of preferred my laid-back role," Cole says. "But now with so many guys who haven't been around that long, I've decided it's finally time to assert myself." At one time or another Cole has been a starter at every position in the defensive line, always coming to the rescue when a problem develops. Last year, for example, he was set to replace retired Jethro Pugh at left tackle, but opened the season at left end in place of Ed Jones, who took up boxing unexpectedly. When John Dutton became the regular left end for the last four games of the season, Cole moved back to left tackle. He had his best game in the Cowboys' dramatic comeback victory over Washington (12/16) with 10 tackles, his only two quarterback traps of the season and the biggest defensive play of the year, tackling John Riggins for a two-yard loss on third-and-two late in the game to get the ball back for the Cowboys' winning drive. Cole became a backup in '77 after nine years as a starter, but the departures of Pugh and Jones thrust him back into a starting role last year. "The miracle of the defensive line is Larry Cole," Tom Landry says. "Larry has been such a consistent player for us through the years. Really, he's been kind of indispensable in that he's been able to play the end and tackle positions." Larry earned his reputation for making big plays almost immediately by scoring three touchdowns against the Redskins in his first two seasons. He was outstanding in the NFC championship game two seasons ago won by Dallas, forcing two Rams' turnovers. Cole shares the NFL record with Pugh for most playoff game appearances with 23, including a record five Super Bowls along with Pugh, Cliff Harris, Charlie Waters, D. D. Lewis, Rayfield Wright, Preston Pearson and Marv Fleming. **GAMES:** 1968 (14), 1969 (14), 1970 (10), 1971 (14), 1972 (9), 1973 (14), 1974 (14), 1975 (13), 1976 (14), 1977 (12), 1978 (16), 1979 (16). Total — 160.

**COLLEGE:** Cole played for Hawaii's first winning football team in 50 years after transferring from the Air Force Academy. Captain as a  
 (Continued on next page)

## COLE'S COWBOYS TOTALS

| Pass Interceptions |     |      |      |         | Opponents' Fumble Recoveries |     |      |      |         |
|--------------------|-----|------|------|---------|------------------------------|-----|------|------|---------|
| Year               | No. | Yds. | Avg. | Long TD | Year                         | No. | Yds. | Avg. | Long TD |
| 1968               | 1   | 5    | 5.0  | 5 1     | 1968                         | 2   | 21   | 10.5 | 21 1    |
| 1969               | 1   | 41   | 41.0 | 41 1    | 1969                         | 2   | 7    | 3.5  | 7 0     |
| 1978               | 1   | 13   | 13.0 | 13 0    | 1971                         | 4   | 20   | 5.0  | 20 0    |
| TOTALS             | 3   | 59   | 19.7 | 41 2    | 1972                         | 1   | 0    | 0.0  | 0 0     |
|                    |     |      |      |         | 1973                         | 3   | 8    | 2.7  | 8 0     |
|                    |     |      |      |         | 1976                         | 1   | 0    | 0.0  | 0 0     |
|                    |     |      |      |         | TOTALS                       | 13  | 56   | 4.3  | 21 1    |

## COLE, Cont.

senior, he was the first University of Hawaii player drafted by an NFL team.

**PERSONAL:** Larry Cole Development Company, which handles commercial and residential real estate, is located in Bedford, Texas. Larry also is vice president and director of an energy exploration and development drilling company in Riverton, Wyo. In '78 he received the Mid-Cities Distinguished Service Award from the Hurst-Euleless-Bedford Chamber of Commerce. Larry and wife Linda have two children, Michael (11/3/70) and Christina (3/18/73). Larry Rudolph Cole is a native of Granite Falls, Minn.

## Jim Cooper ★ 61

**TACKLE** • **TEMPLE** • **4th YEAR**  
**HT: 6-5** • **WT: 260** • **BORN: 9/28/55** • **D-6 FOR '77**



**PRO:** "I call him the five Cs," assistant head coach Jim Myers says about Jim Cooper. "Consistent, confident, competitive, calm and collected. You could drop a bomb on his head and it wouldn't disturb him." Last year the Cowboys dropped the starting right tackle job on Cooper when Rayfield Wright developed leg problems in pre-season. Cooper performed surprisingly well, starting the first 11 games until Wright won back the job. With Wright's departure, Cooper entered the '80 season as the top candidate to win the position. He also gives the Cowboys unusual backup strength, having played every position in the offensive line. An offensive tackle in college, Cooper backed up the guard position his rookie year in Dallas and started two games at center in '78 after learning the "shotgun" snap in training camp. "Cooper is the one guy we have who is flexible enough to play anywhere on the offensive line," Myers says. "He's got good movement, size and he's smart. I thought center was his best position. The most amazing thing is he seems comfortable wherever we put him." Cooper was among the last players cut in '77 training camp after showing promise at tackle. He returned home to Philadelphia and was considering offers from other NFL teams when Cowboys personnel director Gil Brandt called. A decision had been made for tackle Jim Eidson to undergo knee surgery and Cooper was invited back. Teaming with Fitzgerald, Rafferty, Donovan and Scott, Cooper gives the Cowboys an offensive line of "Four Irishmen and a Scott." **GAMES:** 1977 (14), 1978 (14), 1979 (15). **Total — 43.**

**COLLEGE:** Cooper started for three years at Temple under Wayne Hardin, Roger Staubach's coach at Navy.

**PERSONAL:** James Albert Cooper and wife Mary, a nurse, return in the off-season to their native Philadelphia where Jim works for his father's business selling reconditioned steel drums. Jim and Mary have a son, James Ryan (6/6/79).



## Doug Cosbie ★ 84

TIGHT END • SANTA CLARA • 2nd YEAR  
HT: 6-6 • WT: 230 • BORN: 3/27/56 • D-3 FOR '79

**PRO:** There was some surprise last year when the Cowboys used their third-round draft choice on a tight end, a position at which the team already seemed well stocked. But Doug Cosbie drew rave reviews in his rookie season and gave the Cowboys great insurance at tight end. "Cosbie is an excellent prospect," Tom Landry says. "He has the same dimensions as Billy Joe DuPree. He has excellent blocking techniques; he catches the ball well; and he's smart. He does all the things you have to do at tight end." Cosbie came to Dallas with impressive size and credentials as a pass-catcher, but his ability as a blocker was unknown. By the second half of the season, his development as a blocker enabled Landry to use Cosbie as a play messenger with DuPree and as a blocking tight end on short-yardage and goal-line plays. "What really impressed us was his blocking," Landry says, "which is unusual because they don't use the same type of blocking in college." He also performed well last year on special teams, including a block of a 40-yard field goal try by St. Louis' Steve Little that could have narrowed a Cowboys' first-half lead to one point (10/21). GAMES: 1979 (16).

**COLLEGE:** Cosbie was a three-year starter for Santa Clara and caught 120 passes for 1,721 yards and 10 touchdowns in his four-year career. In his senior year he served as a team captain and was voted the club's offensive MVP and honorable mention All-Pacific Coast. He also attended DeAnza Junior College in Cupertino, Calif.

**PERSONAL:** Douglas Durant Cosbie was a regular participant in the Cowboys' off-season conditioning program. He also played with the Hoopsters, the players' basketball team, and was a volunteer worker for Special Olympics. Doug is a native of Mt. View, Calif., where he attended St. Francis High School and played football, basketball, baseball and ran in the two-mile relay in track. His wife's name is Sherry.

### COSBIE'S COWBOYS TOTALS

| Year | Receiving |      |      |         |
|------|-----------|------|------|---------|
|      | No.       | Yds. | Avg. | Long TD |
| 1979 | 5         | 36   | 7.2  | 12 0    |

### SINGLE-GAME CAREER HIGHS

#### Regular-Season

- Receptions — 2 (9/2/79 versus St. Louis)
- Yards Receiving — 12 (9/2/79 versus St. Louis)
- Longest Reception — 12 (9/2/79 versus St. Louis)



## Pat Donovan ★ 67



**TACKLE** • **STANFORD** • **6th YEAR**  
**HT: 6-4** • **WT: 250** • **BORN: 7/1/53** • **D-4A FOR '75**

**PRO:** His career has been the kind every player aspires to, one marked by steady progress. In five years Pat Donovan has gone from backup to starter to standout to the Pro Bowl. Last season he became the first Cowboys offensive lineman to be voted a Pro Bowl starter in five years, since Rayfield Wright following the '74 season. Donovan also received first-team All-NFC honors from United Press International, Pro Football Weekly and the Sporting News. "Our best offensive lineman has been Pat Donovan at left tackle," Tom Landry says. "He's a lot quicker and faster, a better athlete, than most linemen." Like former Cowboys Pro Bowl guard Blaine Nye, Donovan was a defensive lineman at Stanford who made the conversion to offensive line. A backup tackle his first two seasons, Donovan took over at right tackle in '77 when Wright went down with a knee injury. In '78 Pat moved in at left tackle to replace his mentor, former All-Pro Ralph Neely, who retired. Although a fractured wrist midway through '78 hampered his pass blocking somewhat, Donovan emerged that season as a first-rate tackle. He received the Oak Farms MVP award for the Green Bay game (11/12), the first offensive lineman to win the honor since John Fitzgerald in 1975. Last year he threw the block on cornerback Virgil Livers that sprung Tony Hill on a 22-yard quick screen for the winning touchdown against Chicago (9/16). He also recovered a Scott Laidlaw fumble deep in Eagles territory on the winning TD drive in the crucial game at Philadelphia (12/8). "He's doing a super job," assistant head coach Jim Myers says. "He's got all the credentials — size, speed, strength — to be All-Pro." Donovan, Fitzgerald, Tom Rafferty and Jim Cooper form the Cowboys' "Irish Connection," offensive linemen of Irish descent. "We Irishmen are offensive linemen because we have a basic affinity with dirt, like the potato farming heritage we come from," explains Donovan. **GAMES:** 1975 (13), 1976 (14), 1977 (14), 1978 (16), 1979 (16). Total — 73.

**COLLEGE:** Donovan was a two-time All-America defensive end at Stanford. A native of Helena, Mont., he was a Montana state high school shot put and discus champion and also all-state in football and basketball.

**PERSONAL:** Patrick Emery Donovan, a descendant of the O'Donovans of County Cork, has a degree in mechanical engineering and works in the off-season as a staff engineer for the Sam P. Wallace contracting company in Dallas. During the season Pat hosts a five-minute sports show Monday through Friday on a Dallas radio station. His wife Christa works for the Wadley Blood Bank in Dallas.



## Tony Dorsett ★ 33

**RUNNING BACK • PITTSBURGH • 4th YEAR**  
**HT: 5-11 • WT: 190 • BORN: 4/7/54 • D-1 FOR '77**

**PRO:** Tony Dorsett, the most electrifying runner in Cowboys history, added impressively to his already long list of achievements last season despite missing all pre-season and 2½ regular-season games due to injuries. The pre-season and league opener were forfeited when Dorsett dropped a mirror given him by a fan on his right big toe, breaking it. It wasn't until the fifth game that he finally hit his stride. Then late in the season at Philadelphia (12/8) he suffered a mild right shoulder separation, causing him to miss the second half of that game and the season finale against Washington. Nevertheless, Dorsett compiled his third consecutive 1,000-yard season to become only the second player in NFL history to rush for 1,000 yards in each of his first three seasons (Green Bay's John Brockington did it in 1971-72-73). Including his college career, Dorsett through 1979 had seven straight 1,000-yard seasons, an unprecedented feat. He entered 1980 with a chance at becoming the first NFL player ever to gain 1,000 yards in each of his first four seasons. His three-year total of 3,439 ranks third among three-year players in NFL history behind Walter Payton's 3,921 and Jim Brown's 3,798. Tony had six 100-yard games last year, including a club-record four straight, to give him 14 in three seasons, three behind Calvin Hill's club record. The Cowboys are 14-0 in Dorsett's 100-yard games. Tony finished the '79 season as the Cowboys' fifth all-time leading rusher, 448 yards behind No. 4 Walt Garrison. He also continued to improve his receiving, finishing only two catches short of Preston Pearson's team record for running backs of 47. Although he didn't break into the starting lineup until the 10th game of his rookie year, Dorsett set team records for touchdowns rushing in a season (12), longest run from scrimmage and most yards in a game en route to earning consensus rookie of the year honors. He also claimed a rare double that season, a Super Bowl championship one year after leading Pittsburgh to the national collegiate championship. In 1978 Tony broke the club record for rushing yards in a season, had six 100-yard games, caught the longest scoring pass of the season in the NFC and earned a starting berth in his first Pro Bowl. His 571 yards rushing and five touchdowns in the playoffs also are team records. Dorsett's speed and ability to change direction make him a threat to score anytime he gets the ball. **GAMES:** 1977 (14), 1978 (16), 1979 (14). Total — 44.

**COLLEGE:** A four-time All-America and the first player in NCAA history with four 1,000-yard seasons and three 1,500-yard-plus seasons, Dorsett won the 1976 Heisman Trophy as the nation's best player. He rushed for an NCAA career-record 6,082 yards and 58 touchdowns and

(Continued on Page 26)

### DORSETT'S COWBOYS TOTALS

| Rushing       |            |             |            |           | Receiving |               |            |             |            |           |          |
|---------------|------------|-------------|------------|-----------|-----------|---------------|------------|-------------|------------|-----------|----------|
| Year          | Att.       | Yds.        | Avg.       | Long      | TD        | Year          | No.        | Yds.        | Avg.       | Long      | TD       |
| 1977          | 208        | 1007        | 4.8        | 84        | 12        | 1977          | 29         | 273         | 9.4        | 25        | 1        |
| 1978          | 290        | 1325        | 4.6        | 63        | 7         | 1978          | 37         | 378         | 10.2       | 91        | 2        |
| 1979          | 250        | 1107        | 4.4        | 41        | 6         | 1979          | 45         | 375         | 8.3        | 32        | 1        |
| <b>TOTALS</b> | <b>748</b> | <b>3439</b> | <b>4.6</b> | <b>84</b> | <b>25</b> | <b>TOTALS</b> | <b>111</b> | <b>1026</b> | <b>9.2</b> | <b>91</b> | <b>4</b> |

| Passing       |          |          |           |             |          |             |          |
|---------------|----------|----------|-----------|-------------|----------|-------------|----------|
| Year          | Att.     | Comp.    | Yds.      | Pct.        | Int.     | Avg. Gn.    | TD       |
| 1977          | 1        | 1        | 34        | 1.000       | 0        | 34.0        | 0        |
| 1978          | 1        | 0        | 0         | 0.000       | 0        | 0.0         | 0        |
| <b>TOTALS</b> | <b>2</b> | <b>1</b> | <b>34</b> | <b>.500</b> | <b>0</b> | <b>17.0</b> | <b>0</b> |

#### Miscellaneous Scoring

|      | TDRt | PAT | FG | Pts. |
|------|------|-----|----|------|
| 1978 | 1*   | 0   | 0  | 6    |

\* - 54-yard touchdown run with Du-Pree fumble.

### SINGLE-GAME CAREER HIGHS

#### Regular-Season

Yards Rushing - 206 (12/4/77 versus Philadelphia)  
 Rushing Attempts - 29 (twice, last 12/2/79 versus Giants)  
 Longest Run - 84t (12/4/77 versus Philadelphia)  
 TD Rushing - 3 (10/7/79 versus Minnesota)  
 Receptions - 8 (11/18/79 versus Washington)  
 Yards Receiving - 107 (9/4/78 versus Baltimore)  
 Longest Reception - 91t (9/4/78 versus Baltimore)  
 TD Receiving - 1 (4 times, last 10/14/79 versus Los Angeles)

#### Playoffs

Yards Rushing - 101 (1/8/79 versus Los Angeles)  
 Rushing Attempts - 19 (twice, last 12/30/79 versus Los Angeles)  
 Longest Run - 53 (1/8/79 versus Los Angeles)  
 TD Rushing - 2 (12/26/77 versus Chicago)  
 Receptions - 5 (1/21/79 versus Pittsburgh)  
 Yards Receiving - 44 (1/21/79 versus Pittsburgh)  
 Longest Reception - 32 (12/26/77 versus Chicago)  
 TD Receiving - 0

### DORSETT GAME-BY-GAME

| Regular-Season |                 |             |             |            | Date      | Opponent | Att.           | Yds. | Lg. | TD  |   |
|----------------|-----------------|-------------|-------------|------------|-----------|----------|----------------|------|-----|-----|---|
| <b>Date</b>    | <b>Opponent</b> | <b>Att.</b> | <b>Yds.</b> | <b>Lg.</b> | <b>TD</b> | 12/3     | New England    | 15   | 49  | 13  | 0 |
| 9/18/77        | @ Minnesota     | 4           | 11          | 9          | 0         | 12/10    | @ Philadelphia | 20   | 63  | 23  | 1 |
| 9/25           | Giants          | 7           | 62          | 32t        | 2         | 12/17    | @ Jets         | 29   | 121 | 13  | 1 |
| 10/2           | Tampa Bay       | 10          | 72          | 14         | 0         | 9/2/79   | @ St. Louis    |      | DNP |     |   |
| 10/9           | @ St. Louis     | 14          | 141         | 77t        | 2         | 9/9      | @ S. Francisco | 19   | 54  | 15  | 0 |
| 10/16          | Washington      | 19          | 51          | 9          | 0         | 9/16     | Chicago        | 20   | 108 | 24  | 0 |
| 10/23          | @ Philadelphia  | 13          | 48          | 12         | 1         | 9/24     | @ Cleveland    | 14   | 64  | 12  | 0 |
| 10/30          | Detroit         | 13          | 48          | 17         | 0         | 9/30     | Cincinnati     | 20   | 119 | 23  | 0 |
| 11/6           | @ Giants        | 16          | 39          | 10         | 1         | 10/7     | @ Minnesota    | 21   | 145 | 30t | 3 |
| 11/14          | St. Louis       | 16          | 50          | 9          | 1         | 10/14    | Los Angeles    | 24   | 103 | 14  | 1 |
| 11/20          | @ Pittsburgh    | 17          | 73          | 13         | 1         | 10/21    | St. Louis      | 20   | 111 | 41  | 0 |
| 11/27          | @ Washington    | 19          | 64          | 9          | 1         | 10/28    | @ Pittsburgh   | 19   | 73  | 21  | 0 |
| 12/4           | Philadelphia    | 23          | 206         | 84t        | 2         | 11/4     | @ Giants       | 16   | 36  | 12  | 0 |
| 12/12          | @ S. Francisco  | 20          | 92          | 21t        | 1         | 11/12    | Philadelphia   | 13   | 53  | 24  | 0 |
| 12/18          | Denver          | 17          | 50          | 8          | 0         | 11/18    | @ Washington   | 14   | 43  | 7   | 0 |
| 9/4/78         | Baltimore       | 15          | 147         | 51         | 0         | 11/22    | Houston        | 12   | 54  | 16  | 1 |
| 9/10           | @ Giants        | 24          | 111         | 13         | 1         | 12/2     | Giants         | 29   | 108 | 12  | 1 |
| 9/17           | @ Los Angeles   | 19          | 38          | 13         | 0         | 12/8     | @ Philadelphia | 9    | 36  | 13  | 0 |
| 9/24           | St. Louis       | 21          | 154         | 25         | 1         | 12/16    | Washington     |      | DNP |     |   |
| 10/2           | @ Washington    | 21          | 61          | 10         | 0         | Playoffs |                |      |     |     |   |
| 10/8           | Giants          | 17          | 73          | 10         | 0         | 12/26/77 | Chicago        | 17   | 85  | 22t | 2 |
| 10/15          | @ St. Louis     | 12          | 24          | 12         | 0         | 1/1/78   | Minnesota      | 19   | 71  | 13  | 1 |
| 10/22          | Philadelphia    | 7           | 24          | 8          | 0         | 1/15/78  | Denver @ N.O.  | 15   | 66  | 19  | 1 |
| 10/26          | Minnesota       | 11          | 38          | 15         | 0         | 12/30/78 | Atlanta        | 14   | 65  | 12  | 0 |
| 11/5           | @ Miami         | 10          | 49          | 19         | 0         | 1/8/79   | @ Los Angeles  | 17   | 101 | 53  | 1 |
| 11/12          | @ Green Bay     | 23          | 149         | 33t        | 2         | 1/21/79  | Pitt. @ Miami  | 16   | 96  | 29  | 0 |
| 11/19          | New Orleans     | 25          | 152         | 63         | 1         | 12/30/79 | Los Angeles    | 19   | 87  | 26  | 0 |
| 11/23          | Washington      | 21          | 72          | 11         | 0         |          |                |      |     |     |   |

## DORSETT, Cont.

led Pitt to the '76 national championship with a 12-0 record. He was the second player selected in the '77 NFL draft following a trade with Seattle.

**PERSONAL:** Anthony Drew Dorsett, who would rather be known by his nickname "Hawk," grew up in Aliquippa, Pa., in a family of seven children. He served as 1980 chairman of the American Heart Association's Jump-Rope-A-Thon fund raising program, which included a White House visit with President Carter. In a '79 Gallup Youth Survey of American teenagers' favorite sports personalities, Tony finished second to teammate Roger Staubach. In the off-season Tony opened a burglar and fire alarm systems business in Dallas called Dor-Watts, Inc.



## Billy Joe DuPree ★ 89

TIGHT END • MICHIGAN STATE • 8th YEAR  
HT: 6-4 • WT: 229 • BORN: 3/7/50 • D-1 FOR '73

**PRO:** Without much fanfare, but with the full appreciation of his teammates and coaches, Billy Joe DuPree gets the job done as well as any tight end in football. "Billy Joe is a team player, pure and simple," says tight ends coach Mike Ditka, a former all-pro tight end himself and the man DuPree replaced as the Cowboys' starter. "He does what we ask of him." Adds Tom Landry, "He has all the attributes you want in a tight end. He's big, fast, makes the big play and blocks well." A starter since his rookie year, although injuries, including a broken finger, reduced his playing time in '75, DuPree entered the '80 season as the fourth leading receiver in Cowboys history, behind only Bob Hayes, Drew Pearson and Frank Clarke. He started every game from 1976 through 1979, giving him 60 consecutive starts entering the new decade. In '76 BJ set a club record for receptions by a tight end with 42 and was voted the NFC's starting tight end in the Pro Bowl, an honor he also received in '77 and '78. In the Pro Bowl after the '77 season he caught three passes for 23 yards in the NFC's winning touchdown drive. In '78 his nine TD catches led NFL tight ends and last season he caught 29 passes for the third time in seven years. DuPree has had two 100-yard games, catching six passes for 100 yards against St. Louis in '75 (9/28) and five for 108 yards against New Orleans in '76 (9/19). "I see myself as a player who enjoys the game and who carries out every assignment he's given," BJ says. "I think it's a compliment to say I sacrifice some self-glory to get the job done." GAMES: 1973 (14), 1974 (14), 1975 (14), 1976 (14), 1977 (14), 1978 (16), 1979 (16). Total — 102.

**COLLEGE:** DuPree gave up basketball toward the end of his Michigan State athletic career to concentrate on football. Billy Joe caught 69

## DuPREE, Cont.

passes in three seasons in a run-oriented offense to finish third among all-time Spartans receivers. He was named All-Big Ten in his senior year.

**PERSONAL:** Billy Joe DuPree (pronounced dew-PREE) is a native of Monroe, La. Last year he started his own business in Dallas, Concrete Work Company, specializing in concrete slabs and flat work. Active with St. Jude's Children's Hospital in Tennessee, Big Brothers of Arlington and the United Way of Dallas, Billy Joe was a finalist in the 1979 Brian Piccolo-YMCA Humanitarian Award. He is one of the Cowboys' best public speakers. BJ and wife Marsha have two sons, Shon (10/27/72) and Christopher (8/4/78).

### DuPREE'S COWBOYS TOTALS

| Receiving     |            |              |             |              | Rushing       |           |            |            |             |
|---------------|------------|--------------|-------------|--------------|---------------|-----------|------------|------------|-------------|
| Year          | No.        | Yds.         | Avg.        | Long TD      | Year          | Att.      | Yds.       | Avg.       | Long TD     |
| 1973          | 29         | 392          | 13.5        | 40 5         | 1973          | 2         | 2          | 1.0        | 6 0         |
| 1974          | 29         | 466          | 16.1        | 42 4         | 1974          | 4         | 43         | 10.8       | 20 0        |
| 1975          | 9          | 138          | 15.3        | 28 1         | 1975          | 1         | 3          | 3.0        | 3 0         |
| 1976          | 42         | 680          | 16.2        | 38 2         | 1976          | 7         | 50         | 7.1        | 13 0        |
| 1977          | 28         | 347          | 12.4        | 23 3         | 1977          | 3         | 9          | 3.0        | 7 0         |
| 1978          | 34         | 509          | 15.0        | 38 9         | 1978          | 1         | 15         | 15.0       | 15 0        |
| 1979          | 29         | 324          | 11.2        | 33 5         | 1979          | 2         | 19         | 9.5        | 20 0        |
| <b>TOTALS</b> | <b>200</b> | <b>2,856</b> | <b>14.3</b> | <b>42 29</b> | <b>TOTALS</b> | <b>20</b> | <b>141</b> | <b>7.1</b> | <b>20 0</b> |

| Opponents' Fumble Recoveries |     |      |      |         |
|------------------------------|-----|------|------|---------|
| Year                         | No. | Yds. | Avg. | Long TD |
| 1973                         | 1   | 0    | 0.0  | 0 0     |

| Kickoff Returns |     |      |      |         |
|-----------------|-----|------|------|---------|
| Year            | No. | Yds. | Avg. | Long TD |
| 1977            | 0*  | 24   | 0.0  | 24 0    |

\*Indicates return following reverse handoff

### SINGLE-GAME CAREER HIGHS

#### Regular-Season

Receptions — 8 (11/5/78 versus Miami)  
 Yards Receiving — 108 (9/19/76 versus New Orleans)  
 Longest Reception — 42t (12/7/74 versus Cleveland)  
 TD Receptions — 3 (9/30/73 versus St. Louis)

#### Playoffs

Receptions — 5 (12/30/78 versus Atlanta)  
 Yards Receiving — 66 (1/15/78 versus Denver)  
 Longest Reception — 28t (12/26/77 versus Chicago)  
 TD Receptions — 1 (3 times, last 1/21/79 versus Pittsburgh)

## John Dutton ★ 78

**DEFENSIVE LINEMAN • NEBRASKA • 7th YEAR**  
**HT: 6-7 • WT: 265 • BORN: 2/6/51 • TRADE, BALT., '79**



**PRO:** To help fill the void left by the 1979 retirements of Ed Jones and Jethro Pugh, the Cowboys acquired John Dutton from the Baltimore Colts in a deal completed 20 minutes before last year's trading deadline (10/9). To get the three-time Pro Bowl selection, who had refused to report to the Colts in '79 because of a dispute with the club, the Cowboys gave up their first-round and second-round choices in the 1980 draft. A right end at Baltimore, Dutton was moved to left end by the Cowboys last year to replace Jones, but with Too Tall's return Dutton was projected as a possible tackle. Dutton started the final five

## DUTTON, Cont.

games plus the playoff game last year, finishing with 25 tackles (14 primaries), one quarterback trap and one forced trap. "I think John Dutton will come back and play very well with a training camp and a year's experience in our system behind him," Tom Landry says. "If he comes through at the level he once performed, then we're going to make big strides in our defensive line." Selected by the Colts in the first round of the '74 draft, the fifth pick overall (Too Tall was first that year), Dutton was named to the UPI, Pro Football Writers and Pro Football Weekly all-rookie teams and finished in a third-place tie for UPI rookie of the year. In '75 he led the Colts in quarterback traps with a career-high 17, was selected for the Pro Bowl for the first of three straight years and was named to the AP and UPI All-NFC teams. The following season Dutton reached All-Pro status, leading his team in QB traps again with 13 and being named All-Pro by AP and All-AFC by UPI. Dutton's QB traps fell to six in '77, but again he was named to the Pro Bowl and UPI's All-AFC team. In '78 he started 14 games before being forced out of the lineup with a foot injury. He led the Colts in QB traps again with six and fumble recoveries with three. GAMES: 1974 (14), 1975 (14), 1976 (14), 1977 (12), 1978 (14), 1979 (8). Total — 76.

**COLLEGE:** A two-year starter and captain as a senior at Nebraska, Dutton was a consensus All-America in 1973. He played in the College All-Star and Senior Bowl games following that season. He also played in two Orange Bowls and one Cotton Bowl. Nebraska won the national championship in Dutton's sophomore season. He also threw the discus for the Cornhusker track team.

**PERSONAL:** John Owen Dutton owns a restaurant/bar/package liquor store called Dutton's Den in Lincoln, Neb., where he lives in the off-season. He also is part-owner of a racquetball club there. John and wife Ginny, a trained ballet dancer who once studied under the renowned Edward Villela, have a son, Mason (8/4/79). John grew up in Rapid City, S.D., and attracted more scholarship offers for basketball than football.

| DUTTON'S COLTS TOTALS |            |      |        |            |    |
|-----------------------|------------|------|--------|------------|----|
|                       | Opponents' |      | Fumble | Recoveries |    |
| Year                  | No.        | Yds. | Avg.   | Long       | TD |
| 1974                  | 1          | 0    | 0.0    | 0          | 0  |
| 1975                  | 1          | 0    | 0.0    | 0          | 0  |
| 1977                  | 1          | 0    | 0.0    | 0          | 0  |
| 1978                  | 3          | 10   | 3.3    | 10         | 0  |
| TOTALS                | 6          | 10   | 1.7    | 10         | 0  |



## John Fitzgerald ★ 62

CENTER • BOSTON COLLEGE • 10th YEAR  
HT: 6-5 • WT: 260 • BORN: 4/16/48 • D-4 FOR '70



**PRO:** Rodney Daingerfield would envy this man. For if there's one thing John Fitzgerald has earned in abundance, it's respect. Respect from teammates, coaches, opponents and fans. "He has a great attitude, great desire and is a good leader," offensive line coach Jim Myers explains. "He tries so hard all the time. He may be the toughest we've got." The middle of the line is no place for the weak of body or mind, and certainly it has taken its toll on Fitzgerald in numerous minor injuries. Yet Fitz has missed only six games in nine years. A defensive lineman in college, Fitzgerald spent his rookie year on the taxi squad. He was tried at tackle and guard before settling at center after volunteering to snap for Craig Morton and Roger Staubach at the end of practice one day during his rookie training camp. Fitz became the starting center in '73 following the retirement of Dave Manders. He earned the rare distinction for an offensive lineman of winning the Cowboys Oak Farms MVP award for his performance against Philadelphia in 1975 (11/23). Last year he received a game ball from the coaches for his effort in the second Giants game (12/2). Snapping the ball seven yards deep in the Cowboys' unique shotgun offense has given Fitzgerald more visibility than most centers. "It has shed a little light on me," he notes. "When people talk about how different guys have sixty percent completion averages, they don't realize mine is ninety-nine—and that's with a couple of drops." Fitz is also the senior member of the Cowboys' "Iro-American Club," featuring fellow offensive linemen Pat Donovan, Tom Rafferty, and Jim Cooper. "We're four Irishmen and a Scott," he says, as in Herb Scott. "There are only two types of people in the world. Those who are Irish and those who wish they were Irish." GAMES: 1971 (14), 1972 (14), 1973 (14), 1974 (13), 1975 (14), 1976 (14), 1977 (12), 1978 (14), 1979 (15). Total — 124.

**COLLEGE:** Fitzgerald, a three-year starter at defensive tackle for Boston College, was strongly touted by defensive coordinator Ernie Stautner, who also played at B.C.

**PERSONAL:** In homage to the old sod John and Sue Fitzgerald named their sons Brendon (1/25/73), Patrick (12/18/76) and Timothy (12/21/77). A native of Southbridge, Mass., John Robert Fitzgerald works in the off-season for Dallas-based Texas Instruments in a management position. He is active in Big Brothers and the March of Dimes and is an avid golfer.



## Andy Frederick ★ 71

**TACKLE** • **NEW MEXICO** • **4th YEAR**  
**HT: 6-6** • **WT: 255** • **BORN: 7/25/54** • **D-5 FOR '77**

**PRO:** Andy Frederick is one of many Cowboys who has successfully made the transition from college defensive lineman to NFL offensive lineman. Frederick played in all 16 games for the Cowboys last year as a special teams contributor and backup tackle. Released on the last cut at the end of training camp, Frederick was brought back when rookie tackle Richard Grimmatt suffered a knee injury the week prior to the regular-season opener. Andy started the first five games of the '78 season at right tackle due to Ralph Neely's retirement and the slow rehabilitation of Rayfield Wright's knee. But when Wright, a former All-Pro, had worked himself back into playing condition, Frederick was sent back to a reserve role for more seasoning. Andy spent most of his rookie season in '77 on the special teams but also played a key backup role. Following injuries to Wright and Jim Eidson plus Blaine Nye's retirement, Pat Donovan and Neely were the only experienced tackles. And with Neely bothered by a bad knee, Frederick was needed for relief at left tackle after working at right tackle in training camp. **GAMES: 1977 (14), 1978 (16), 1979 (16). Total — 46.**

**COLLEGE:** A defensive tackle at New Mexico, Frederick capped his college career by earning an appearance in the '76 East-West Shrine game. He was selected by ABC-TV as the top player in a regionally televised game his senior year, even though New Mexico was beaten by Brigham Young.

**PERSONAL:** A native of Broadview, Ill., a Chicago suburb, Andy attended high school in Westchester, Ill., where he played basketball and football. He has been a mainstay at center for the Hoopsters, the Cowboys players' off-season basketball team.



## Richard Grimmatt ★ 75

**TACKLE** • **ILLINOIS** • **1st YEAR**  
**HT: 6-7** • **WT: 270** • **BORN: 6/23/55** • **FA FOR '79**

**PRO:** Richard Grimmatt took an improbable route, by way of the Chicago Transit Authority, in making the Cowboys' final 45-man roster last year. Drafted by Seattle in the ninth round in 1978, Grimmatt was released by the Seahawks in training camp. He returned home to Chicago, where he drove a city bus on the south side of town and played semipro football for the Chicago Lions of the Northern States Football League.



## GRIMMETT, Cont.

Signed by the Cowboys in April, Grimmatt was traded to Houston for a draft choice in mid-August, but he flunked the Oilers' physical because of looseness in his *right* knee, which was operated on in 1974. He was returned to the Cowboys, impressed his coaches in the last two pre-season games, particularly with his pass-blocking, and made the team. During practice the week of the regular-season opener, Grimmatt injured his *left* knee in a collision with Randy White and was placed on injured reserve. Grimmatt had cartilage removed from the left knee in October and missed the entire season. With the departure of Rayfield Wright, Grimmatt, Jim Cooper and Andy Frederick entered the '80 season as the top candidates to win the starting right tackle job.

**COLLEGE:** Grimmatt, was a backup defensive lineman his first four years at Illinois, including a redshirt season. In his fifth year he became a starting offensive tackle and earned a trip to the '78 Challenge Bowl, the Big 10 versus Pac Eight all-star game.

**PERSONAL:** Richard Ward Grimmatt (pronounced grih-METT, as in dor-SETT) is a native of Dixmoor, Ill., a suburb south of Chicago, and attended Thornton High School in Harvey, Ill. During the off-season Richard worked in the public relations campaign for the 1980 census. In that capacity he helped administer the emergency first aid that saved a Dallas woman's life after she suffered a heart attack in the excitement of meeting two Cowboys players. Richard's hobbies include oil painting and playing the flute.

## Mike Hegman ★ 58

LINEBACKER • TENNESSEE STATE • 5th YEAR  
HT: 6-1 • WT: 225 • BORN: 1/17/53 • D-7 FOR '75



**PRO:** Four seasons as a special teams performer and backup outside linebacker to D. D. Lewis and Thomas Henderson came to an abrupt end one day last year for Mike Hegman. When Henderson was suddenly dismissed from the squad on Nov. 19, Hegman inherited the starting strongside linebacker position for the season's last four games. "That was a turnover," Hegman says. "They say things don't happen in one day, but they do. Sure, I was frustrated with my situation. If you're not playing, just playing special teams, and you've been around three or four years, you can't help but get like that. But it's all behind me now and I'm looking forward to contributing." Coaches say Hegman possesses the instincts of a natural football player, evidence of which came in Super Bowl XIII when he stole the ball from Pittsburgh QB Terry Bradshaw and raced 37 yards for a second-quarter touchdown, his first official NFL TD. Hegman had scored on a 66-yard inter-

(Continued on next page)

| HEGMAN'S COWBOYS TOTALS |                    |      |      |      |    |      |                              |      |      |      |    |
|-------------------------|--------------------|------|------|------|----|------|------------------------------|------|------|------|----|
| Year                    | Pass Interceptions |      |      |      |    | Year | Opponents' Fumble Recoveries |      |      |      |    |
|                         | No.                | Yds. | Avg. | Long | TD |      | No.                          | Yds. | Avg. | Long | TD |
| 1977                    | 1                  | 0    | 0.0  | 0    | 0  | 1978 | 2                            | 0    | 0    | 0    | 0  |

## HEGMAN, Cont.

ception return against Denver earlier that year in pre-season. During '78 Hegman started three games early in the season when Henderson twisted an ankle, and Mike also alternated with Lewis on the right side for three games. He shared the team lead in fumble recoveries with two, had two QB traps and forced two others. In last season's playoff game against Los Angeles, Mike led the Cowboys in tackles with nine (seven primary) and tipped Vince Ferragamo's pass that Billy Waddy caught for the 50-yard winning TD with two minutes left. "He has good instincts and comes up with big plays," linebackers coach Jerry Tubbs says. "He has the kind of natural reaction to the ball that only a few gifted players are blessed with." GAMES: 1976 (14), 1977 (14), 1978 (16), 1979 (16). Total — 60.

**COLLEGE:** Hegman enrolled at Alabama A&M originally, then transferred to Tennessee State where he made the football team as a walk-on. He played middle linebacker on the school's 10-0 1973 team, led the club in tackles in '74 and played on the same defense with Ed "Too Tall" Jones and former 49ers star Cleveland Elam. Mike impressed pro scouts with his performance in the '75 Senior Bowl.

**PERSONAL:** Michael William Hegman, a native of Memphis, did not start playing football until his senior year in high school. In the off-season he plays for the Hoopsters, the Cowboys players' basketball team. He has been active with St. Jude's Children's Hospital in Memphis. Mike has one daughter, Mikia (8/22/76).



## Tony Hill ★ 80

WIDE RECEIVER • STANFORD • 4th YEAR  
HT: 6-2 • WT: 198 • BORN: 6/23/56 • D-3A FOR '77

**PRO:** It didn't take Tony Hill long to realize his goal of becoming a great NFL receiver. In 1979, his third year in the league and second as a starter, "Thrill" had one of the best seasons ever by a Cowboys receiver. He became just the fourth receiver in club history to compile a 1,000-yard season, following Bob Hayes, Lance Rentzel and Drew Pearson. With Pearson and Tony Dorsett, Hill helped make the Cowboys the first NFC (or old NFL) team with two 1,000-yard wide receivers in a season and the first NFL team ever with two 1,000-yard WRs and a 1,000-yard back in one year. Tony led the Cowboys in receiving and also in touchdowns scored, performing his "Wings of Victory" TD celebration 10 times, including long-range strikes of 75, 48, 42 and 48 yards. He was the NFL's seventh leading receiver in total yards and had the NFC's top yardage game with his 213-yard, two-touchdown performance on seven catches against Philadelphia (11/12). He had two game-winning TD catches, a 22-yard quick screen with two minutes left against Chicago (9/16) and an eight-yarder with 39 seconds remaining to clinch the NFC East title for Dallas in the

## HILL, Cont.

dramatic Washington comeback victory (12/16). "Tony Hill is one of the best deep receivers in the league," Tom Landry says. "He can really go deep and make a great adjustment on a ball in flight and this makes him a constant threat . . . Hill is a very explosive player, the type who can turn a short play into a big play in a hurry because he has excellent running ability and speed." Obtained with a draft pick acquired from Philadelphia in '75 for guard John Niland, Hill returned punts his rookie year. The following season he beat out veterans Golden Richards and Butch Johnson in training camp for a starting position. He finished second on the team to Preston Pearson in number of catches that year but led in receiving yardage. He has been selected for the Pro Bowl the past two seasons and has caught a TD pass in each game. GAMES: 1977 (14), 1978 (16), 1979 (16). Total — 46.

**COLLEGE:** Hill broke all of former 49ers All-Pro Gene Washington's receiving records at Stanford. Tony caught 140 passes in four years for 2,225 yards and 18 TDs, including 55 catches for 916 yards in '75. He played quarterback in high school.

**PERSONAL:** Leroy Anthony Hill, Jr., was named honorary chairman of the Dallas Juvenile Diabetes Fund in March. A political science graduate of Stanford, Hill plans to become a lawyer. The Long Beach, Calif., native was honored as his hometown's 1978 athlete of the year. He was the leading scorer on the Hoopsters, the Cowboys players' basketball team, in 1980.

### HILL'S COWBOYS TOTALS

| Receiving |     |      |      |         | Punt Returns |     |      |      |         |
|-----------|-----|------|------|---------|--------------|-----|------|------|---------|
| Year      | No. | Yds. | Avg. | Long TD | Year         | No. | Yds. | Avg. | Long TD |
| 1977      | 2   | 21   | 10.5 | 12 0    | 1977         | 10  | 124  | 12.4 | 29 0    |
| 1978      | 46  | 823  | 17.9 | 54 6    | 1978         | 11  | 101  | 9.2  | 20 0    |
| 1979      | 60  | 1062 | 17.7 | 75 10   | 1979         | 6   | 43   | 7.2  | 12 0    |
| TOTALS    | 108 | 1906 | 17.6 | 75 16   | TOTALS       | 27  | 268  | 9.9  | 29 0    |

| Kickoff Returns |     |      |      |         | Rushing |      |      |      |         |
|-----------------|-----|------|------|---------|---------|------|------|------|---------|
| Year            | No. | Yds. | Avg. | Long TD | Year    | Att. | Yds. | Avg. | Long TD |
| 1977            | 3   | 64   | 21.3 | 29 0    | 1978    | 3    | 17   | 5.7  | 14 0    |
| 1979            | 1   | 32   | 32.0 | 32 0    | 1979    | 2    | 18   | 9.0  | 12 0    |
| TOTALS          | 4   | 96   | 24.0 | 32 0    | TOTALS  | 5    | 35   | 7.0  | 14 0    |

| Passing |      |       |      |      |      |        |
|---------|------|-------|------|------|------|--------|
| Year    | Att. | Comp. | Yds. | Pct. | Int. | Rating |
| 1978    | 1    | 0     | 0    | 0    | 0    | 0.0    |

### SINGLE-GAME CAREER HIGHS

#### Regular-Season

Receptions — 8 (12/16/79 versus Washington)  
 Yards Receiving — 213 (11/12/79 versus Philadelphia)  
 Longest Reception — 75t (11/12/79 versus Philadelphia)  
 TD Receptions — 2 (4 times, last 11/12/79 versus Philadelphia)

#### Playoffs

Receptions — 3 (12/30/78 versus Atlanta)  
 Yards Receiving — 49 (1/21/79 versus Pittsburgh)  
 Longest Reception — 39t (1/21/79 versus Pittsburgh)  
 TD Receptions — 1 (1/21/79 versus Pittsburgh)

### HILL'S 100-YARD GAMES

| Date     | Opponent     | No. | Yds. | Lg. | TD |
|----------|--------------|-----|------|-----|----|
| 10/8/78  | Giants       | 7   | 112  | 30t | 2  |
| 9/2/79   | @ St. Louis  | 5   | 113  | 44  | 1  |
| 11/12/79 | Philadelphia | 7   | 213  | 75t | 2  |
| 12/16/79 | Washington   | 8   | 113  | 21  | 1  |



## Randy Hughes ★ 42

**SAFETY** • **OKLAHOMA** • **6th YEAR**  
**HT: 6-4** • **WT: 207** • **BORN: 4/3/53** • **D-4B FOR '75**

**PRO:** He waited four years for a chance to become a full-time starter, growing increasingly tired of hearing about what a great backup safety he was. When his opportunity arrived last year, Randy Hughes came through the way everyone expected. "Randy played so well last year at strong safety when Charlie Waters went down in pre-season with a knee injury," Tom Landry says. "You couldn't have asked for a better performance. I thought he was one of the best strong safeties in the league at the end of the year." With the off-season retirement of free safety Cliff Harris, Landry planned to move Hughes back to his natural free safety position "since Charlie is strictly a strong safety and Randy has the versatility to play both positions." Hughes was the team's fourth leading tackler last year with 115 (72 primary) and made two of the season's biggest defensive plays. Against Cincinnati (9/30) he turned the game in Dallas' favor in the first quarter with a 68-yard interception return to the Bengals' three to set up a touchdown. In the second Philadelphia game (12/8) his 23-yard interception return to the Eagles eight in the first two minutes set up the Cowboys' first TD in a crucial victory. Later in the game Hughes dislocated his right shoulder and missed the season finale. Big plays are part of Randy's style. He was superb in the first half of the Cowboys' Super Bowl XII victory over Denver with a pass interception leading to the first touchdown and two fumble recoveries. When he intercepted a pass against Atlanta and another against Los Angeles in the '78 playoffs Hughes tied a club record set by Mel Renfro in '70 of intercepting in three straight playoff games. **GAMES:** 1975 (14), 1976 (14), 1977 (13), 1978 (16), 1979 (15). Total — 72.

**COLLEGE:** After being named Oklahoma's high school player of the year, Hughes starred on two unbeaten teams at Oklahoma. He was  
 (Continued on next page)

### HUGHES' COWBOYS TOTALS

| Pass Interceptions |     |      |      |         | Opponents' Fumble Recoveries |     |      |      |         |
|--------------------|-----|------|------|---------|------------------------------|-----|------|------|---------|
| Year               | No. | Yds. | Avg. | Long TD | Year                         | No. | Yds. | Avg. | Long TD |
| 1975               | 2   | 33   | 16.5 | 33 1    | 1975                         | 2   | 0    | 0.0  | 0 0     |
| 1976               | 1   | 0    | 0.0  | 0 0     | 1976                         | 2   | 0    | 0.0  | 0 0     |
| 1977               | 2   | 19   | 9.5  | 11 0    | 1978                         | 1   | 0    | 0.0  | 0 0     |
| 1978               | 2   | 80   | 40.0 | 56 0    | TOTALS                       | 5   | 0    | 0.0  | 0 0     |
| 1979               | 2   | 91   | 45.5 | 68 0    |                              |     |      |      |         |
| TOTALS             | 9   | 223  | 24.8 | 56 1    |                              |     |      |      |         |

### SINGLE-GAME CAREER HIGHS

#### Regular-Season

Interceptions — 1 (9 times, last 12/8/79 versus Philadelphia)  
 Yards Interceptions — 68 (9/30/79 versus Cincinnati)  
 Longest Return — 68 (9/30/79 versus Cincinnati)

#### Playoffs

Interceptions — 1 (3 times, last 1/8/79 versus Los Angeles)  
 Yards Interceptions — 0

## HUGHES, Cont.

an All-Big Eight pick his junior and senior years and consensus All-America as a senior. He also received numerous scholar-athlete awards, including Academic All-America.

**PERSONAL:** James Randell Hughes has a degree in finance and real estate. Todd and Hughes, Randy's custom home building business in north Dallas, has been thriving for three years. He sold a home last year to teammate Rafael Septien. A Tulsa native, Randy also is active in the Heart Association, United Way and the Fellowship of Christian Athletes. Randy's wife's name is Margo.

## Bruce Huther ★ 57

LINEBACKER • NEW HAMPSHIRE • 4th YEAR  
HT: 6-1 • WT: 230 • BORN: 7/23/54 • FA FOR '77



**PRO:** The Cowboys' top special teams performer the past two seasons has been Bruce Huther, who overcame long odds just to make the team in 1977. Signed as a free agent linebacker from the University of New Hampshire, which is hardly known as a producer of pro football players, Huther impressed Cowboys coaches with his aggressiveness and intelligence. He immediately excelled on the kicking teams and capped his rookie season by recovering a fumbled punt by Denver in the Cowboys' Super Bowl XII victory. Huther's continued fierce play has earned him the club's special teams player of the year award the past two seasons, based on the weekly voting of local media. Last year the coaches selected Bruce to serve as special teams captain. One of Huther's biggest plays came in the '78 playoffs against Atlanta when he fell on a fumbled kickoff by the Cowboys in the end zone. It saved a touchdown in a game Dallas had to come from behind to win. Huther also has backed up the middle linebacker position and played on short-yardage and goal-line situations. He made two tackles on a successful goal-line stand against the Giants last year (12/2). "Bruce could easily step in at this point in his career and play very solidly at middle linebacker if anything happened to Bob Breunig," Tom Landry says. "He's one of our best hitters. He's the type of linebacker who can stop a ball carrier dead in his tracks." Also one of the strongest Cowboys, Huther can bench press more than 400 pounds. GAMES: 1977 (14), 1978 (16), 1979 (16). Total — 46.

**COLLEGE:** Huther guided New Hampshire to a pair of Yankee Conference championships in '75 and '76, leading the team in tackles both

(Continued on next page)

### HUTHER'S COWBOYS TOTALS

| Year | Kickoff Returns |      |      |      |    |
|------|-----------------|------|------|------|----|
|      | No.             | Yds. | Avg. | Long | TD |
| 1979 | 1               | 8    | 8.0  | 8    | 0  |

## HUTHER, Cont.

years. He was a Kodak honorable mention Little All-America selection as a senior. He also played some fullback.

**PERSONAL:** Bruce Albert Huther (as in brother) is pursuing his master's degree in environmental biology at the University of Texas at Dallas in the off-season. He has an undergraduate degree in zoology. The Haledon, N.J., native is active in Big Brothers of Dallas and the Special Olympics program for the retarded. Bruce and wife Debbie were married on Feb. 1, 1980.



## Butch Johnson ★ 86

**WIDE RECEIVER • CAL-RIVERSIDE • 5th YEAR**  
**HT: 6-1 • WT: 192 • BORN: 5/28/54 • D-3C FOR '76**

**PRO:** Although he's never been a full-time starter, Butch Johnson has turned in more than his share of big plays. He furthered his reputation last season with two crucial receptions, both leading to victories. Johnson's diving 19-yard catch on third down sparked a late fourth-quarter rally at the New York Giants (11/4), and, in the playoff-clinching victory at Philadelphia (12/8), making his only start of the year with Drew Pearson injured, Butch alertly snared a deflected 17-yard pass in the end zone in the fourth quarter for the winning TD. But mostly it was a season of frustration for Johnson. Following an outstanding training camp, Butch broke his right little finger in the pre-season finale against Pittsburgh and missed the first five league games. And with Pearson and Tony Hill each having 1,000-yard seasons, Butch saw limited playing time. "He could step in for either Drew or Tony and we wouldn't drop off a whole lot," Tom Landry says. "He has come through for us many times in clutch situations. He can run routes as well as anyone on the team." Butch spent the '77 season shuttling plays with Golden Richards. Against San Francisco that season (12/12) he made a remarkable one-handed TD grab, then capped the season with a spectacular TD catch in Super Bowl XII, a diving 45-yard reception that sent Dallas ahead of Denver 20-3 in the third quarter. He scored his second Super Bowl TD the next year against Pittsburgh on a four-yard pass late in the game. Butch led the team in kickoff and punt runbacks in each of his first three seasons. He is the second-leading punt returner in Cowboys history and holds the club record for most punt return yardage (489 in '76) and most punts returned (51 in '78) in a season. As a rookie he tied the NFL record for most punts returned in a game (9), against Buffalo (11/15/76). **GAMES: 1976 (14), 1977 (14), 1978 (16), 1979 (11). Total — 55.**

**COLLEGE:** Johnson led the nation in receiving in '75 with 67 catches for 1,027 yards in just eight games, earning All-America honors

## JOHNSON, Cont.

and his team's MVP award. He caught 139 passes, 17 for TDs, in his career. He also was a pole vaulter on the track team.

**PERSONAL:** Michael McColly Johnson, a Los Angeles native, owns a record store in Plano, Texas, called "Good Vibes," with teammate Aaron Kyle. Butch also works in marketing for Warner-Amex Communications, a cable television company. His wife's name is Julie.

### JOHNSON'S COWBOYS TOTALS

| Receiving |     |      |      |         | Punt Returns |     |      |      |         |
|-----------|-----|------|------|---------|--------------|-----|------|------|---------|
| Year      | No. | Yds. | Avg. | Long TD | Year         | No. | Yds. | Avg. | Long TD |
| 1976      | 5   | 84   | 16.8 | 43 2    | 1976         | 45  | 489  | 10.9 | 55 0    |
| 1977      | 12  | 135  | 11.3 | 22 1    | 1977         | 50  | 423  | 8.5  | 38 0    |
| 1978      | 12  | 155  | 12.9 | 23 0    | 1978         | 51  | 401  | 7.9  | 23 0    |
| 1979      | 6   | 105  | 17.5 | 28 1    | TOTALS       | 146 | 1313 | 8.9  | 55 0    |
| TOTALS    | 35  | 479  | 13.7 | 43 4    |              |     |      |      |         |

| Kickoff Returns |     |      |      |         | Rushing |      |      |      |         |
|-----------------|-----|------|------|---------|---------|------|------|------|---------|
| Year            | No. | Yds. | Avg. | Long TD | Year    | Att. | Yds. | Avg. | Long TD |
| 1976            | 28  | 693  | 24.8 | 74 0    | 1977    | 1    | -3   | -3.0 | 0 0     |
| 1977            | 22  | 536  | 24.4 | 64 0    | 1979    | 1    | 13   | 13.0 | 13 0    |
| 1978            | 29  | 603  | 20.8 | 56 0    | TOTALS  | 2    | 10   | 5.0  | 13 0    |
| TOTALS          | 79  | 1832 | 23.2 | 74 0    |         |      |      |      |         |

### SINGLE-GAME CAREER HIGHS

#### Regular-Season

Receptions — 4 (11/12/78 versus Green Bay)  
 Yards Receiving — 60 (12/12/76 versus Washington)  
 Longest Reception — 43t (12/12/76 versus Washington)  
 TD Receptions — 1 (4 times, last 12/8/79)

#### Playoffs

Receptions — 2 (3 times, last 1/21/79 versus Pittsburgh)  
 Yards Receiving — 53 (1/15/78 versus Denver)  
 Longest Reception — 45t (1/15/78 versus Denver)  
 TD Receptions — 1 (twice, last 1/21/79 versus Pittsburgh)

## Ed Jones ★ 72

**DEFENSIVE END • TENNESSEE STATE • 6th YEAR**  
**HT: 6-9 • WT: 270 • BORN: 2/23/51 • D-1A FOR '74**

**PRO:** Following his much-publicized one-year hiatus to become a professional boxer, Ed "Too Tall" Jones returned to pro football in 1980 and immediately gave the Cowboys a potentially overwhelming defensive line. If he picks up where he left off in the '78 playoffs, and John Dutton makes the switch to left tackle, the line of Too Tall, Dutton, Randy White and Harvey Martin could go a long way toward restoring the Doomsday Defense. The problems Dallas had in the defensive line last year in Too Tall's absence made it clear just how valuable he had been. The first player picked in the '74 draft, Jones put together his best season in '78. He had a career-high 12 quarterback traps, third best on the team, and three forced traps although as the strongside



## JONES, Cont.

(left) end his main responsibility was against the run. But it was in the playoffs for the second straight year that Jones rose to awesome heights with 19 tackles, two sacks and a fumble recovery in three games, including a team-leading seven tackles in Super Bowl XIII. The previous season in the playoffs Too Tall keyed the Doomsday II Defense en route to the Super Bowl XII championship with 23 tackles, two QB traps, two batted-down passes and two forced fumbles. "Usually I'm pretty much what you'd call a big-game player," Jones says. "I get up for a game like that a lot easier. When I do, I perform better." Jones started his career at weakside defensive end concentrating on the pass rush, then in his second season swapped positions with Martin and became the left end focusing on stopping the run. GAMES: 1974 (14), 1975 (14), 1976 (14), 1977 (14), 1978 (16). Total — 72.

**COLLEGE:** Jones was a two-time All-America at Tennessee State although he did not begin playing football until his senior year of high school in his hometown of Jackson, Tenn. He also played two years of college basketball. A college teammate dubbed Jones "Too Tall."

**PERSONAL:** A man of many talents, Edward Lee Jones is involved in numerous outside activities. He owns two custom tailor shops in Dallas and a talent agency that books music acts called Too Tall's Inc., which is operated by Ed's brother Clifford in their native Jackson, Tenn. Too Tall has acted in two movies and also dabbles in blues singing and photography.

### JONES' COWBOYS RECORDS

| Opponents' Fumble Recoveries |     |      |      |         | Pass Interceptions |     |      |      |         |
|------------------------------|-----|------|------|---------|--------------------|-----|------|------|---------|
| Year                         | No. | Yds. | Avg. | Long TD | Year               | No. | Yds. | Avg. | Long TD |
| 1975                         | 1   | 0    | 0.0  | 0 0     | 1975               | 1   | 2    | 2.0  | 2 0     |
| 1976                         | 1   | 0    | 0.0  | 0 0     |                    |     |      |      |         |
| TOTALS                       | 2   | 0    | 0.0  | 0 0     |                    |     |      |      |         |



## Aaron Kyle ★ 25

**CORNERBACK** • **WYOMING** • **5th YEAR**  
**HT: 5-11** • **WT: 185** • **BORN: 4/6/54** • **D-1 FOR '76**

**PRO:** Aaron Kyle's steady progress at right cornerback was set back last year by bone spurs which developed in his left knee during training camp. Without complaint Kyle played in all 16 games in his third season as a starter. He began with a flourish, intercepting two passes in a game for the first time in the season-opener at St. Louis (9/2). He also finished strong, helping to hold dangerous Harold Carmichael to one catch in the playoff-clinching triumph at Philadelphia (12/8). But the knee caused Aaron Kyle considerable pain and left him at less than 100 percent efficiency. The pain failed to subside during the off-season and the spurs finally were removed the first week of May. The only cornerback ever drafted by the Cowboys in the first round, Kyle played



## KYLE, Cont.

on passing downs and received several weekly awards for his specialty teams play during his rookie season of '76. He also showed a flair for making big plays, blocking two punts and trapping opposing quarterbacks twice. The following year he earned the starting right cornerback job but missed four mid-season games with a fractured wrist, though he continued to play on special teams. Kyle returned to the lineup for the playoffs and performed well. In Super Bowl XII against Denver he had three tackles, including a key trap on a run from punt formation, an interception, and a fumble recovery that set up the game-clinching touchdown. In '78 Aaron shared the club lead in fumble recoveries with two, intercepted three passes in regular season and another in the playoffs against Atlanta. "During the latter part of the '78 season Aaron was playing the best he had played up to that time," Tom Landry says. "He was making big plays." GAMES: 1976 (14), 1977 (14), 1978 (16), 1979 (16). Total — 60.

**COLLEGE:** In '75 Kyle was an All-Western Athletic Conference selection and played in the East-West Shrine Bowl. A high school half-back and linebacker in his native Detroit, he played safety for the Wyoming Cowboys until his senior year when he was used at both corners because of his speed.

**PERSONAL:** Aaron Douglas Kyle and teammate Butch Johnson own a record store in Plano, northeast of Dallas, called "Good Vibes." A journalism major in college, Aaron has worked as a news and sports writer and an advertising copy writer in previous off-seasons. Aaron and wife Judy have a daughter, Ashley Dyanne (9/3/79).

### KYLE'S COWBOYS TOTALS

| Year   | Interceptions |      |      |      |    | Year | Opponents' Fumble Recoveries |      |      |      |    |
|--------|---------------|------|------|------|----|------|------------------------------|------|------|------|----|
|        | No.           | Yds. | Avg. | Long | TD |      | No.                          | Yds. | Avg. | Long | TD |
| 1977   | 1             | 9    | 9.0  | 9    | 0  | 1978 | 2                            | 0    | 0    | 0    | 0  |
| 1978   | 3             | 20   | 6.7  | 17   | 0  |      |                              |      |      |      |    |
| 1979   | 2             | 0    | 0.0  | 0    | 0  |      |                              |      |      |      |    |
| TOTALS | 6             | 29   | 4.8  | 17   | 0  |      |                              |      |      |      |    |

## Scott Laidlaw ★ 35

FULLBACK • STANFORD • 6th YEAR  
HT: 6-0 • WT: 205 • BORN: 2/17/53 • D-14 FOR '75



**PRO:** Set to battle Robert Newhouse for the starting fullback job last year, Scott Laidlaw came up with a pulled left hamstring in training camp and was unable to seriously challenge. But with Newhouse hobbled by a leg injury sustained in the season opener, Laidlaw and 'House became Tom Landry's play messengers through the first half of the season. Scott never was at full strength, however, because of a cyst behind his left knee, which was removed in January. Laidlaw has performed well when healthy, but injuries have been his bugaboo. He has

## LIDLAW, Cont.

undergone two knee operations, missed action with bruised ribs and suffered hamstring pulls in the past two training camps. Ironically, an injury to Newhouse in '78 gave Laidlaw a chance to make a big contribution in the Cowboys' surge toward Super Bowl XIII. Against Washington on Thanksgiving Day, his first start in two years, Laidlaw rushed for 122 yards and two touchdowns. He had a 59-yard run to set up a field goal and his 103 first-half yards marked the second time he surpassed 100 yards rushing in a half (also against Philadelphia 9/12/76, his only other 100-yard game, when he had 104 yards rushing and 66 yards receiving). Two weeks later against the Eagles Scott scored on a one-yard run and a 44-yard screen pass. In the playoffs Laidlaw rushed for 66 yards and two TDs against Atlanta and caught a four-yard scoring pass in the NFC championship game at Los Angeles. That gave him seven TDs in the six games leading to the Super Bowl. "Scott is a very good receiver and a smart performer who does a good job at fullback when he's healthy," Landry says. GAMES: 1975 (8), 1976 (13), 1977 (14), 1978 (16), 1979 (16). Total — 67.

**COLLEGE:** Playing in Stanford's pro-set offense, Laidlaw rushed for 1,300 yards and caught 80 passes in his final two seasons.

**PERSONAL:** Robert Scott Laidlaw, a Hawthorne, Calif., native, has a degree in architecture from Stanford. Last off-season he worked in commercial building design for Harwood K. Smith and Partners of Dallas. Scott and wife Michele own two dogs, two horses and a 240-acre farm 30 miles outside Dallas.

### LIDLAW'S COWBOYS TOTALS

| Year   | Rushing |      |      |      |    | Year   | Receiving |      |      |      |    |
|--------|---------|------|------|------|----|--------|-----------|------|------|------|----|
|        | Att.    | Yds. | Avg. | Long | TD |        | No.       | Yds. | Avg. | Long | TD |
| 1975   | 3       | 10   | 3.3  | 10   | 0  | 1975   | 11        | 100  | 9.1  | 25   | 0  |
| 1976   | 94      | 424  | 4.5  | 28   | 3  | 1976   | 38        | 325  | 8.6  | 26   | 1  |
| 1977   | 9       | 15   | 1.7  | 8    | 0  | 1977   | 5         | 60   | 12.0 | 18   | 1  |
| 1978   | 75      | 312  | 4.2  | 59   | 3  | 1978   | 6         | 108  | 18.0 | 44   | 1  |
| 1979   | 69      | 236  | 3.4  | 15   | 3  | 1979   | 12        | 59   | 4.9  | 12   | 0  |
| TOTALS | 250     | 997  | 4.0  | 59   | 9  | TOTALS | 72        | 625  | 9.1  | 44   | 3  |

### SINGLE-GAME CAREER HIGHS

#### Regular-Season

Yards Rushing — 122 (11/23/77 versus Washington)  
 Rushing Attempts — 19 (9/12/76 versus Philadelphia)  
 Longest Run — 59 (11/23/78 versus Washington)  
 TD Rushing — 2 (3 times, last 9/30/79 versus Cincinnati)  
 Receptions — 7 (9/12/76 versus Philadelphia)  
 Yards Receiving — 66 (9/12/76 versus Philadelphia)  
 Longest Reception — 44t (12/10/78 versus Philadelphia)  
 TD Receiving — 1 (3 times, last 12/10/78 versus Philadelphia)

#### Playoffs

Yards Rushing — 66 (12/30/78 versus Atlanta)  
 Rushing Attempts — 17 (12/30/78 versus Atlanta)  
 Longest Run — 21 (12/30/78 versus Atlanta)  
 TD Rushing — 2 (12/30/78 versus Atlanta)  
 Receptions — 1 (twice, last 1/8/79 versus Los Angeles)  
 Yards Receiving — 15 (12/30/78 versus Atlanta)  
 Longest Reception — 15 (12/30/78 versus Atlanta)  
 TD Receiving — 1 (1/8/79 versus Los Angeles)

# D. D. Lewis ★ 50



**LINEBACKER • MISSISSIPPI STATE • 12th YEAR**  
**HT: 6-1 • WT: 215 • BORN: 10/16/45 • D-6 FOR '68**

**PRO:** One of the Cowboys' bigger defensive plays last year came at San Francisco (9/9) when D. D. Lewis intercepted a Steve DeBerg pass deep in 49ers territory to set up the winning touchdown. After the game, in which Lewis was named Cowboys MVP for the third time in his career, DeBerg told him, "I never saw you, D.D." That's been the story of D. D. Lewis' professional football life, always playing well, seldom being noticed. In '77 Tom Landry said Lewis should have been All-Pro and in '78 he said D. D. deserved to be in the Pro Bowl but "an older player who works hard and improves has a tougher time catching the voters' attention than a younger player just coming on." Last year D. D. was the Cowboys' third leading tackler with a career-high 122 (62 primary). "He played very well all year," Landry said. "He was one of our most consistent players." Lewis became the weakside starter in '73 following four years as a backup to All-Pro Chuck Howley and special teams standout (D. D. spent '69 in military service). He has served as punt team snapper and backup punter and in '77 and '78 was a defensive co-captain. D. D. has played some of his best games in the playoffs. The only time he's picked off two passes in one game came in the '75 NFC championship game at Los Angeles (1/4/76) when he intercepted two passes for 20 yards. He was outstanding in the '77 playoffs with a pass interception and fumble recovery against Chicago and five tackles and a QB trap in Super Bowl XII. In Super Bowl XIII he had the Cowboys' only interception against Terry Bradshaw. Lewis' five Super Bowl appearances is a record shared by seven other players, and his 22 playoff game appearances is one behind the league record shared by Jethro Pugh and Larry Cole. **GAMES:** 1968 (14), 1970 (12), 1971 (14), 1972 (12), 1973 (14), 1974 (14), 1975 (14), 1976 (14), 1977 (13), 1978 (16), 1979 (16). Total — 153.

**COLLEGE:** Although on the small side for a linebacker at 200  
 (Continued on next page)

## LEWIS' COWBOYS TOTALS

| Scoring                              |     |      |      |      | Kickoff Returns              |        |      |      |      |      |    |
|--------------------------------------|-----|------|------|------|------------------------------|--------|------|------|------|------|----|
| Year                                 | TD  | PAT  | FG   | Pts. | Year                         | No.    | Yds. | Avg. | Long | TD   |    |
| 1973                                 | 1*  | 0    | 0    | 6    | 1971                         | 1      | 15   | 15.0 | 15   | 0    |    |
| *Recovered blocked punt in end zone. |     |      |      |      |                              |        |      |      |      |      |    |
| Pass Interceptions                   |     |      |      |      | Opponents' Fumble Recoveries |        |      |      |      |      |    |
| Year                                 | No. | Yds. | Avg. | Long | TD                           | Year   | No.  | Yds. | Avg. | Long | TD |
| 1971                                 | 1   | 0    | 0.0  | 0    | 0                            | 1971   | 2    | 0    | 0.0  | 0    | 0  |
| 1972                                 | 1   | 15   | 15.0 | 15   | 0                            | 1973   | 2    | 4    | 2.0  | 4    | 0  |
| 1974                                 | 2   | 45   | 22.5 | 27   | 0                            | 1974   | 2    | 0    | 0.0  | 0    | 0  |
| 1977                                 | 1   | 29   | 29.0 | 29   | 0                            | 1975   | 2    | 38   | 19.0 | 36   | 0  |
| 1979                                 | 2   | 8    | 4.0  | 5    | 0                            | 1976   | 1    | 0    | 0.0  | 0    | 0  |
| TOTALS                               | 7   | 97   | 13.9 | 29   | 0                            | 1977   | 1    | 0    | 0.0  | 0    | 0  |
|                                      |     |      |      |      |                              | TOTALS | 10   | 42   | 4.2  | 36   | 0  |

## LEWIS, Cont.

pounds, Lewis earned All-America and Southeastern Conference player of the year honors in '67. He was a two-time All-SEC selection described by one scout "as pound-for-pound maybe the best player in the country."

**PERSONAL:** Dwight Douglas Lewis, a Knoxville, Tenn., native, was named for a pair of famous World War II generals. Two years ago D. D. opened a new business, D. D. Lewis Carpets in Garland, Texas. D. D. is a national spokesman for Boys Club of America and in '78 the Knoxville Boys Club established the D. D. Lewis Fund for Needy Children. D. D. and wife Margaret also serve as honorary chairmen of the American Cancer Society blood drive in Dallas. The Lewis' have two daughters, Melna (10/17/69) and Victoria (11/17/75).



## Burton Lawless ★ 66

GUARD • FLORIDA • 6th YEAR  
HT: 6-4 • WT: 255 • BORN: 11/1/53 • D-2 FOR '75

**PRO:** Burton Lawless provides the Cowboys excellent depth at guard. A former starter, Lawless gave way to the ever improving Tom Rafferty last year and for the first time in his career did not see much offensive action, although he was a special teams regular. "Burton Lawless is a good, experienced player who's backed up the guard spots and should be able to continue to do that," Tom Landry says. The only one of 12 Cowboys rookies in '75 (the "Dirty Dozen") to win a starting job, Lawless was the first rookie since Ralph Neely in '65 to start on the Cowboys' offensive line. He also received all-rookie honors from UPI and the Pro Football Writers for his play at left guard. Challenged by Herbert Scott in '76, Lawless at first lost his starting spot then wound up alternating with Scott as a play messenger. In '77 an ankle injury contributed to Lawless becoming a backup, although he started four games at left guard and two at right because of injuries to Scott and John Fitzgerald. Although listed as a backup right guard to Rafferty in '78, Burton served as a play messenger with Rafferty and, according to line coach Jim Myers, had his best year since '75, particularly pass blocking. GAMES: 1975 (14), 1976 (14), 1977 (14), 1978 (16), 1979 (15). Total — 73.

**COLLEGE:** Lawless made All-Southeastern Conference and several All-America teams after moving from tight end to guard.

**PERSONAL:** Richard Burton Lawless and wife Sarah own a ranch in Groesbeck, Texas, 100 miles south of Dallas, and hope to raise cattle. Last off-season Burton worked in sales and delivery for Flatt Stationers, an office and school supplies company in Mexia, near Groesbeck.

## Wade Manning ★ 22



**CORNERBACK • OHIO STATE • 2nd YEAR**  
**HT: 5-11 • WT: 190 • BORN: 7/25/55 • FA FOR '79**

**PRO:** Has there ever been an NFL player with a more unusual background than Wade Manning? His first year out of high school he worked for an engineering firm as a clerk and draftsman, followed by a year at Cleveland's John Carroll University. He transferred to Ohio State on an engineering scholarship, earned a baseball scholarship as a walk-on and played three years in center field for the Buckeyes, receiving All-Big Ten honors as a senior. Then, without having played football since he was a 5-1, 135-pound high school safety, Manning signed with the Cowboys as a free agent last year and made the club as a kick return specialist and backup cornerback. "The reason I'm here is that I knew the Cowboys had a reputation of taking people from other sports and working with them," Manning says. Capitalizing on his great speed, Manning showed flashes of brilliance as a kick returner. In pre-season he averaged a whopping 14.6 yards on 15 punt returns, including a 62-yarder against Pittsburgh (8/25) to set up a Dallas touchdown and seal his spot on the team. In the season-opener the next week at St. Louis (9/2) Wade raced 47 yards with a kickoff late in the game, allowing the Cowboys to drive for the winning field goal. A stretched hamstring tendon above his left knee suffered at San Francisco in the second game hobbled Manning and he was placed on injured reserve after the fifth game. He was reactivated to replace Thomas Henderson for the 13th game and in the playoff-clinching victory at Philadelphia (12/8) Wade returned a punt 17 yards, the Cowboys' longest of the year, to the Dallas 44 to set up the winning touchdown drive. "For an inexperienced guy, Manning has great moves," Tom Landry says. **GAMES: 1979 (9).**

**COLLEGE:** A three-year center fielder for Ohio State, Manning batted .325 with a team-leading six home runs and a school-record 23 (of 25) stolen bases to earn All-Big Ten honors in his senior year. He stole 44 bases in his career. He was drafted by the Cleveland Indians out of Shaker Heights High School and by the Pittsburgh Pirates in '76.

**PERSONAL:** Wade Ronald Arthur Manning was born in Meadville, Pa., but was raised in Shaker Heights, Ohio. During the off-season he worked in Dallas for The Chapman Company in financial services and also for Massachusetts Mutual Life Insurance Company. Wade and wife Emma Jean were married May 22, 1980.

### MANNING'S COWBOYS TOTALS

| Year | Punt Returns |      |      |      |    | Year | Kickoff Returns |      |      |      |    |
|------|--------------|------|------|------|----|------|-----------------|------|------|------|----|
|      | No.          | Yds. | Avg. | Long | TD |      | No.             | Yds. | Avg. | Long | TD |
| 1979 | 10           | 55   | 5.5  | 17   | 0  | 1979 | 7               | 145  | 20.7 | 47   | 0  |



## Harvey Martin ★ 79

**DEFENSIVE END • EAST TEXAS STATE • 8th YEAR**  
**HT: 6-5 • WT: 250 • BORN: 11/16/50 • D-3 FOR '73**

**PRO:** The key to the Cowboys' vaunted pass rush for the past seven years has been Harvey Martin. Swooping in from his right end position, Martin has led or co-led the Cowboys in quarterback traps in each of those seven seasons, averaging 13.1 per year for a total of 92 (from '73-'79, 9-10-10-15-23-16-9). Last year, rebounding from an injury-plagued '78 season, Harvey developed a new inside rush to compliment his feared outside speed rush, which opponents were concentrating on taking away. "Every lineman I faced was surprised," Martin says. "You can imagine. They've seen one Harvey Martin for so long, and now they see another. You can see it in their eyes." In earning his fourth straight Pro Bowl trip, Martin was in on 89 tackles (50 primary) and contributed a pair of clutch performances to preserve two victories. His fourth-quarter sack of Steve DeBerg produced a game-clinching safety against San Francisco (9/9), and in the playoff-clinching victory at Philadelphia (12/8) Harvey had a sack and caused an incomplection with a hard rush on the Eagles' last series deep in Cowboys territory. Although he didn't miss a game in '78, leg and shoulder injuries hampered Martin throughout the season, in which he tied Randy White for the team lead in QB traps with 16. He had a big game in the NFC title contest at Los Angeles (1/7/79) with a team-leading seven tackles, a QB trap and a fumble recovery deep in Dallas territory in the fourth quarter. Harvey's '77 season was one of the greatest ever by an NFL defensive player — 85 tackles, a league-leading 23 traps, two fumble recoveries in the NFC title game, co-MVP with Randy White in the Super Bowl after two traps and relentless pressure on Craig Morton, consensus all-pro and NFL defensive player of the year. A fiery competitor, Martin has been the Cowboys' emotional leader on the field. He served as defensive co-captain from '77-'79. "He's the spark plug on our team," Bob Breunig says. "He lifts everyone." **GAMES:** 1973 (14), 1974 (14), 1975 (13), 1976 (14), 1977 (14), 1978 (16), 1979 (16). Total — 101.

**COLLEGE:** Martin won NAIA, Football News and Associated Press All-America honors in 1972 when he helped steer East Texas State to the NAIA Division I championship. Harvey was named Lone Star Conference defensive player of the decade in June, '80.

**PERSONAL:** Harvey Banks Martin, a Dallas native and resident, is  
 (Continued on next page)

### MARTIN'S COWBOYS TOTALS

| Year   | Opponents' Fumble |      | Recoveries |      |    | Year   | Pass Interceptions |      |      |      |    |
|--------|-------------------|------|------------|------|----|--------|--------------------|------|------|------|----|
|        | No.               | Yds. | Avg.       | Long | TD |        | No.                | Yds. | Avg. | Long | TD |
| 1973   | 1                 | 0    | 0.0        | 0    | 0  | 1976   | 1                  | 0    | 0.0  | 0    | 0  |
| 1974   | 2                 | 9    | 4.5        | 6    | 0  | 1978   | 1                  | 7    | 7.7  | 7    | 0  |
| 1977   | 2                 | 0    | 0.0        | 0    | 0  | TOTALS | 2                  | 7    | 3.5  | 7    | 0  |
| TOTALS | 5                 | 9    | 1.8        | 6    | 0  |        |                    |      |      |      |    |

## MARTIN, Cont.

one of the area's most popular sports personalities. His off-field pursuits are barbecue and broadcasting. He is a partner in two Dallas barbecue restaurants, Smokey John's and Smokey's Express (with Drew Pearson). Harvey was a commentator on ABC's 1980 SuperTeams competition in Hawaii. He is also a national radio voice for "7-11" stores and hosts a local radio sports show during the season.

## Aaron Mitchell ★ 34



**CORNERBACK • NEVADA-LAS VEGAS • 2nd YEAR**  
**HT: 6-1 • WT: 196 • BORN: 12/15/56 • D-2 FOR '79**

**PRO:** It didn't take Aaron Mitchell much time to make an impression. Not long into Mitchell's rookie training camp, teammate Charlie Waters, noting Aaron's initials and his vigorous playing style, nicknamed him "A.M.-P.M." "They're wide awake when he hits 'em, and their lights are out when he walks away," Charlie said. Mitchell saw a good deal of action last season as Benny Barnes' backup at left corner and as a special teams performer. Aaron played regularly on passing downs, and in his only start, against Cincinnati (9/30) with Barnes sidelined by a sore foot, he returned his only interception of the year 36 yards to the Bengals 12 to set up Dallas' clinching touchdown early in the second half. United Press International and Pro Football Weekly named Mitchell to their all-rookie teams. "He's a hard-nosed, tough defensive football player," Tom Landry says. "He has good speed and it doesn't bother him to get beat, which is really the knack of a good defensive back. He keeps competing. He's got a defensive temperament. He plays rough-and-tough, and that will take him a long way in our business." Overlooked somewhat as a collegian because he did not play in a big-time football program, Mitchell possesses excellent size and strength for a cornerback, and his 4.5 time in the 40-yard dash makes him one of the Cowboys' fastest players. **GAMES: 1979 (16).**

**COLLEGE:** Mitchell attended Morris Brown College in Atlanta, where he was All-Southern Intercollegiate Athletic Conference in '75, and College of the Canyons Junior College in Valencia, Calif., before transferring to Nevada-Las Vegas. A two-year starter at N-LV, Mitchell had eight interceptions and 21 pass-breakups.

**PERSONAL:** Aaron Templeton Mitchell, Jr., attended North Hollywood High School in his native Los Angeles. During the off-season he did promotional work for the Job Corps in Oklahoma and for the Census Bureau in Dallas. He also played with the Hoopsters, the Cowboys players' basketball team.

### MITCHELL'S COWBOYS TOTALS

| Year | Pass Interceptions |      |      |      |    | Year | Opponents' Fumble Recoveries |      |      |      |    |
|------|--------------------|------|------|------|----|------|------------------------------|------|------|------|----|
|      | No.                | Yds. | Avg. | Long | TD |      | No.                          | Yds. | Avg. | Long | TD |
| 1979 | 1                  | 36   | 36.0 | 36   | 0  | 1979 | 1                            | 0    | 0.0  | 0    | 0  |



## Robert Newhouse ★ 44

FULLBACK • HOUSTON • 9th YEAR  
 HT: 5-10 • WT: 215 • BORN: 1/9/50 • D-2 FOR '72

**PRO:** Broken bones have marred each of the past two seasons for Robert Newhouse just when he seemed to be heading for a big year. In the season-opener at St. Louis last year (9/2), Newhouse gained 108 yards and a touchdown, his fifth career 100-yard game. But late in the contest he suffered a stress fracture of his lower left leg. The break was not immediately discovered and Robert struggled through the next two games, missed games four and five, and did not regain his form until late in the season. Still, 'House became the Cowboys' third all-time leading rusher, finishing the year 822 yards behind No. 2 Calvin Hill (5,009). His biggest play came in the playoff-clinching victory at Philadelphia (12/8) when he raced 17 yards around right end for a third-

(Continued on next page)

### NEWHOUSE'S COWBOYS TOTALS

| Rushing       |             |             |            |           |           | Receiving     |            |            |            |           |          |
|---------------|-------------|-------------|------------|-----------|-----------|---------------|------------|------------|------------|-----------|----------|
| Year          | Att.        | Yds.        | Avg.       | Long      | TD        | Year          | No.        | Yds.       | Avg.       | Long      | TD       |
| 1972          | 28          | 116         | 4.1        | 19        | 1         | 1972          | 1          | 8          | 8.0        | 8         | 0        |
| 1973          | 84          | 436         | 5.2        | 54        | 1         | 1973          | 9          | 87         | 9.7        | 38        | 1        |
| 1974          | 124         | 501         | 4.0        | 23        | 3         | 1974          | 9          | 67         | 7.4        | 21        | 0        |
| 1975          | 209         | 930         | 4.4        | 29        | 2         | 1975          | 34         | 275        | 8.1        | 23        | 0        |
| 1976          | 116         | 450         | 3.9        | 24        | 3         | 1976          | 15         | 86         | 5.7        | 16        | 0        |
| 1977          | 180         | 721         | 4.0        | 29        | 3         | 1977          | 16         | 106        | 6.6        | 41        | 1        |
| 1978          | 140         | 584         | 4.2        | 24        | 8         | 1978          | 20         | 176        | 8.8        | 24        | 2        |
| 1979          | 124         | 449         | 3.6        | 21        | 3         | 1979          | 7          | 55         | 7.9        | 21        | 1        |
| <b>TOTALS</b> | <b>1005</b> | <b>4187</b> | <b>4.2</b> | <b>54</b> | <b>24</b> | <b>TOTALS</b> | <b>111</b> | <b>860</b> | <b>7.7</b> | <b>41</b> | <b>5</b> |

### Kickoff Returns

| Year          | No.       | Yds.       | Avg.        | Long      | TD       |
|---------------|-----------|------------|-------------|-----------|----------|
| 1972          | 18        | 382        | 21.2        | 30        | 0        |
| 1973          | 3         | 62         | 20.7        | 26        | 0        |
| <b>TOTALS</b> | <b>21</b> | <b>444</b> | <b>21.1</b> | <b>30</b> | <b>0</b> |

| Year | Att. | Comp. | Passing Yds. | Pct. | Int. | Avg. Gn. | TD |
|------|------|-------|--------------|------|------|----------|----|
| 1975 | 2    | 1     | 46           | 50.0 | 0    | 23.0     | 1  |

### SINGLE-GAME CAREER HIGHS

#### Regular-Season

Yards Rushing — 124 (12/16/73 versus St. Louis)  
 Rushing Attempts — 23 (9/28/75 versus St. Louis)  
 Longest Run — 54 (11/18/73 versus Philadelphia)  
 TD Rushing — 2 (3 times, last 11/12/78 versus Green Bay)  
 Receptions — 6 (10/26/75 versus Philadelphia)  
 Yards Receiving — 53 (10/23/77 versus Philadelphia)  
 Longest Reception — 41 (10/23/77 versus Philadelphia)  
 TD Receiving — 1 (5 times, last 11/22/79 versus Houston)

#### Playoffs

Yards Rushing — 81 (1/1/78 versus Minnesota)  
 Rushing Attempts — 16 (3 times, last 12/26/77 versus Chicago)  
 Longest Run — 19 (twice, last 12/26/77 versus Chicago)  
 TD Rushing — 1 (1/1/78 versus Minnesota)  
 Receptions — 3 (1/15/78 versus Denver)  
 Yards Receiving — 25 (12/28/75 versus Minnesota)  
 Longest Reception — 14 (twice, last 12/19/76 versus Los Angeles)  
 TD Receiving — 0



## NEWHOUSE, Cont.

quarter TD. In '78 Robert was enjoying one of his best seasons when a broken bone in his right leg struck him down against New Orleans (11/19), game 12. He missed the next three games, after playing in his first 96 straight as a pro. Still, 'House led the team in rushing TDs with eight and total TDs scored with 10, and in a key victory over Green Bay (11/12) he played the equivalent of a perfect game, receiving the highest grades ever by a Dallas running back in the coaches' film review. Besides rushing for 101 yards and two TDs (only the second time in club history two backs gained more than 100 yards in a game as Dorsett added 149) and catching four passes for 37 yards, Newhouse executed splendidly on run blocking, pass blocking, pass routes and fakes. That kind of consistency has been his trademark. The compactly built fullback has fumbled only seven times over the past four seasons (560 carries). He also has performed well in key games, such as Super Bowl XII when he tossed a 29-yard TD pass to Golden Richards to seal the victory over Denver. GAMES: 1972 (14), 1973 (14), 1974 (14), 1975 (14), 1976 (14), 1977 (14), 1978 (13), 1979 (14). Total — 111.

**COLLEGE:** En route to becoming Houston's all-time leading rusher (2,961), Newhouse set school records for yards rushing in a season (1,757) and carries (297) in '71. He averaged 6.4 yards per carry and scored 19 TDs in his career. Four times he rushed for more than 200 yards in a game, including 245 against Mississippi State in '69.

**PERSONAL:** Robert Fulton Newhouse and wife Nancy both were raised in the east Texas town of Hallsville. Robert has started his own pump business in Dallas, the All-Brand Pump Company, and he is studying for his master's in business administration at the University of Dallas. He and Nancy also have their real estate licenses. The Newhouses have three children, Rodrick Breon (5/21/75) and twin daughters Dawnyel and Shawntel (3/6/79).

## Drew Pearson ★ 88

WIDE RECEIVER • TULSA • 8th YEAR  
HT: 6-0 • WT: 183 • BORN: 1/12/51 • FA FOR '73

**PRO:** In the beginning he was overlooked, passed over by 26 NFL teams in the 1973 draft. Now he is among the most respected pass catchers in the league. Although not particularly big or fast, Drew Pearson is often spectacular and always consistent. Three times he has been named All-Pro ('74, '76, '77). Three times he has been selected for the Pro Bowl (same seasons). Innumerable times he has come through in the clutch. "I live for the pressure situations," Pearson says. "I thrive under the gun. I WANT to catch the ball over the middle in heavy traffic. That's how I made my name." Explains Tom Landry, "We count on Drew so much for the clutch catches because he runs such



## D. PEARSON, Cont.

disciplined routes and can catch all kinds of passes." Last year Pearson moved within 30 catches of Bob Hayes' career club record and became the only Cowboys receiver besides Hayes with two 1,000-yard seasons. Drew and Tony Hill also became the first pair of NFC (or old NFL) receivers to each catch 1,000 yards worth of passes in the same season. And with Tony Dorsett rushing for more than 1,000 yards, the Cowboys became the first NFL team ever to have three 1,000-yarders in a season. A starter since midway through his rookie year, Drew had his streak of playing in 100 straight games broken last year when he stretched left knee ligaments spiking the ball after his third TD catch against the Giants (12/2) and missed the next game. Drew led NFC pass catchers in '76 with 58 receptions and he holds club records for catching passes

(Continued on next page)

### DREW PEARSON'S COWBOYS TOTALS

| Receiving |     |      |      |         | Rushing |      |      |      |         |
|-----------|-----|------|------|---------|---------|------|------|------|---------|
| Year      | No. | Yds. | Avg. | Long TD | Year    | Att. | Yds. | Avg. | Long TD |
| 1973      | 22  | 388  | 17.6 | 40 2    | 1974    | 3    | 6    | 2.0  | 22 0    |
| 1974      | 62  | 1087 | 17.5 | 50 2    | 1975    | 1    | 11   | 11.0 | 11 0    |
| 1975      | 46  | 822  | 17.9 | 46 8    | 1976    | 2    | 20   | 10.0 | 11 0    |
| 1976      | 58  | 806  | 13.9 | 40 6    | 1977    | 2    | 22   | 11.0 | 11 0    |
| 1977      | 48  | 870  | 18.1 | 67 2    | 1978    | 3    | 29   | 9.7  | 33 0    |
| 1978      | 44  | 714  | 16.2 | 53 3    | 1979    | 3    | 27   | 9.0  | 33 0    |
| 1979      | 55  | 1026 | 18.7 | 56 8    | TOTALS  | 14   | 115  | 8.2  | 33 0    |
| TOTALS    | 335 | 5713 | 17.1 | 62 31   |         |      |      |      |         |

| Punt Returns |     |      |      |         | Miscellaneous Scoring |    |     |    |      |
|--------------|-----|------|------|---------|-----------------------|----|-----|----|------|
| Year         | No. | Yds. | Avg. | Long TD | Year                  | TD | PAT | FG | Pts. |
| 1973         | 2   | 13   | 6.5  | 13 0    | 1974                  | 1* | 0   | 0  | 6    |
|              |     |      |      |         | 1976                  | 1* | 0   | 0  | 6    |
|              |     |      |      |         | TOTALS                | 2  | 0   | 0  | 12   |

| Kickoff Returns |     |      |      |         |
|-----------------|-----|------|------|---------|
| Year            | No. | Yds. | Avg. | Long TD |
| 1973            | 7   | 155  | 22.1 | 26 0    |

| Passing |      |       |      |       |      |          |    |
|---------|------|-------|------|-------|------|----------|----|
| Year    | Att. | Comp. | Yds. | Pct.  | Int. | Avg. Gn. | TD |
| 1974    | 1    | 1     | 46   | 1.000 | 0    | 46.00    | 1  |
| 1976    | 1    | 1     | 39   | 1.000 | 0    | 39.00    | 1  |
| TOTALS  | 2    | 2     | 85   | 1.000 | 0    | 42.5     | 2  |

\*Recovered fumble in end zone.

### SINGLE-GAME CAREER HIGHS

#### Regular-Season

Receptions — 10 (9/23/74 versus Philadelphia)  
 Yards Receiving — 188 (10/6/75 versus Detroit)  
 Longest Reception — 67 (11/27/77 versus Washington)  
 TD Receptions — 3 (12/2/79 versus Giants)

#### Playoffs

Receptions — 5 (1/4/76 versus Los Angeles)  
 Yards Receiving — 91 (12/28/75 versus Minnesota)  
 Longest Reception — 83t (12/23/73 versus Los Angeles)  
 TD Receptions — 2 (12/23/73 versus Los Angeles)

### Drew Pearson's 100-Yard Games

| Date     | Opponent     | No. | Yds. | Lg. | TD | Date     | Opponent      | No. | Yds. | Lg. | TD |
|----------|--------------|-----|------|-----|----|----------|---------------|-----|------|-----|----|
| 9/23/74  | @ Phila.     | 10  | 161  | 25  | 0  | 10/16/77 | Washington    | 6   | 157  | 59t | 1  |
| 9/29     | N.Y. Giants  | 6   | 116  | 32  | 0  |          |               |     |      |     |    |
| 10/13    | @ St. Louis  | 8   | 118  | 26  | 0  | 10/15/78 | @ St. Louis   | 7   | 101  | 25  | 0  |
| 11/10    | S. Francisco | 4   | 100  | 33  | 0  | 11/23    | Washington    | 4   | 116  | 53t | 1  |
| 11/28    | Washington   | 5   | 108  | 50t | 1  |          |               |     |      |     |    |
| 10/6/75  | @ Detroit    | 6   | 188  | 46  | 2  | 9/24/79  | @ Cleveland   | 5   | 109  | 44  | 0  |
| 11/2     | @ Wash.      | 7   | 114  | 32  | 1  | 11/4     | @ N.Y. Giants | 6   | 124  | 32t | 1  |
|          |              |     |      |     |    | 11/18    | @ Wash.       | 8   | 134  | 35  | 2  |
|          |              |     |      |     |    | 11/22    | Houston       | 5   | 118  | 56t | 1  |
| 11/15/76 | Buffalo      | 9   | 135  | 40  | 1  |          |               |     |      |     |    |

## D. PEARSON, Cont.

in 58 consecutive games between '74 and '78 and in each of the past 13 playoff games. Pearson owns three of the most memorable catches in club history — a) an 83-yard fourth-quarter TD reception to beat the Rams in the '73 playoffs, b) a 50-yard scoring catch in the closing seconds to beat Washington on Thanksgiving 1974 and c) the 50-yard "Hail Mary" in the final 20 seconds that beat Minnesota in the '75 playoffs. Drew served as an offensive co-captain in '77 and '78. GAMES: 1973 (14), 1974 (14), 1975 (14), 1976 (14), 1977 (14), 1978 (16), 1979 (15). Total — 101.

**COLLEGE:** As a senior Pearson caught a team-leading 33 passes for a run-oriented, 4-7 Tulsa team and received the university president's award as the team's "best spirited and most unselfish member." Drew succeeded Joe Theismann as quarterback at South River, N.J., High School but was converted to flanker at Tulsa.

**PERSONAL:** Drew Pearson is a national spokesman for the Distilled Spirits Council, which battles teenage alcohol abuse, and serves on the President's committee for the advancement of underprivileged youth. He is a partner with Harvey Martin in Smokey's Express barbecue restaurant in Dallas and during the season has a syndicated radio sports show. Drew founded the Cowboys players' off-season basketball team and is married to the daughter of former Harlem Globetrotters star Marques Haynes. Drew and Marsha Pearson have two daughters, Tori Nichole (7/23/74) and Britni Ja'Nae (8/6/79).

## Preston Pearson ★ 26

**RUNNING BACK** • **ILLINOIS** • **14th YEAR**  
**HT: 6-1** • **WT: 196** • **BORN: 1/17/45** • **FA FOR '75**

**PRO:** The Cowboys' 35-34 victory over Washington last year (12/16) was memorable in many ways, including the vintage performance of Preston Pearson. In demonstrating again why he is known as one of pro football's best receivers out of the backfield, Pearson caught five passes for 108 yards, mostly in crucial situations. He made a diving 26-yard touchdown catch at the end of the first half, and he had two catches for 47 yards in the Cowboys' final drive, including a 25-yarder to the Washington eight to set up the winning TD. "He has more moves than a wide receiver," Washington safety Mark Murphy said. Of Pearson's 26 receptions in '79, 23 accounted for first downs, including 16 third-down conversions. The dean of NFL running backs, Pearson did not even play college football, but Baltimore drafted him in the 12th round in '67. The Colts traded him with defensive back Ocie Austin to Pittsburgh in '70 for linebacker Ray May and a draft choice. Released by the Steelers shortly before the start of the '75 season, Pearson was signed by Dallas as a free agent and helped guide the Cowboys to Super Bowl X. Preston



## P. PEARSON, Cont.

held the starting tailback position from '75 until Tony Dorsett took over 10 games into the '77 season. Yet because of the shotgun formation and Pearson's receiving ability, Tom Landry has considered him a vital ingredient in the team's offensive success. In '77 Preston set the club receiving record for a running back with 46 catches, then broke it the next season with a team-leading 47. He is the only player to appear in Super Bowls with three different teams (Baltimore, Pittsburgh and

(Continued on next page)

### PEARSON'S PITTSBURGH TOTALS

| Year   | Rushing |      |      |      |    |
|--------|---------|------|------|------|----|
|        | Att.    | Yds. | Avg. | Long | TD |
| 1970   | 173     | 503  | 2.9  | 30   | 2  |
| 1971   | 131     | 605  | 4.6  | 27   | 0  |
| 1972   | 67      | 264  | 3.9  | 21   | 0  |
| 1973   | 132     | 554  | 4.2  | 47   | 2  |
| 1974   | 70      | 317  | 4.5  | 53   | 4  |
| TOTALS | 573     | 2243 | 3.9  | 53   | 8  |

| Year   | Receiving |      |      |      |    |
|--------|-----------|------|------|------|----|
|        | No.       | Yds. | Avg. | Long | TD |
| 1970   | 6         | 71   | 11.8 | 18   | 0  |
| 1971   | 20        | 246  | 12.3 | 44   | 2  |
| 1972   | 11        | 79   | 7.2  | 15   | 0  |
| 1973   | 11        | 173  | 15.7 | 36   | 2  |
| 1974   | 11        | 118  | 10.7 | 31   | 0  |
| TOTALS | 59        | 687  | 11.6 | 44   | 4  |

| Year   | Kickoff Returns |      |      |      |    |
|--------|-----------------|------|------|------|----|
|        | No.             | Yds. | Avg. | Long | TD |
| 1970   | 4               | 114  | 28.5 | 35   | 0  |
| 1971   | 7               | 205  | 29.3 | 77   | 0  |
| 1972   | 13              | 292  | 22.5 | 42   | 0  |
| 1973   | 16              | 308  | 19.3 | 28   | 0  |
| 1974   | 12              | 258  | 21.5 | 25   | 0  |
| TOTALS | 52              | 1157 | 22.6 | 77   | 0  |

### PEARSON'S BALTIMORE TOTALS

| Year   | Rushing |      |      |      |    |
|--------|---------|------|------|------|----|
|        | Att.    | Yds. | Avg. | Long | TD |
| 1968   | 19      | 78   | 4.1  | 13   | 0  |
| 1969   | 24      | 81   | 3.4  | 10   | 0  |
| TOTALS | 43      | 159  | 3.7  | 13   | 0  |

| Year   | Receiving |      |      |      |    |
|--------|-----------|------|------|------|----|
|        | No.       | Yds. | Avg. | Long | TD |
| 1968   | 2         | 70   | 35.0 | 61   | 2  |
| 1969   | 4         | 64   | 16.0 | 37   | 0  |
| TOTALS | 6         | 134  | 22.3 | 61   | 2  |

| Year   | Kickoff Returns |      |      |      |    |
|--------|-----------------|------|------|------|----|
|        | No.             | Yds. | Avg. | Long | TD |
| 1968   | 15              | 527  | 35.1 | 102  | 2  |
| 1969   | 31              | 706  | 22.8 | 51   | 0  |
| TOTALS | 46              | 1233 | 26.8 | 102  | 2  |

### PEARSON'S COWBOYS TOTALS

| Year   | Rushing |      |      |      |    |
|--------|---------|------|------|------|----|
|        | Att.    | Yds. | Avg. | Long | TD |
| 1975   | 133     | 509  | 3.8  | 32   | 2  |
| 1976   | 68      | 233  | 3.4  | 21   | 1  |
| 1977   | 89      | 341  | 3.8  | 22   | 1  |
| 1978   | 25      | 104  | 4.2  | 18   | 0  |
| 1979   | 7       | 14   | 2.0  | 11   | 1  |
| TOTALS | 322     | 1201 | 3.7  | 32   | 5  |

| Year   | Receiving |      |      |      |    |
|--------|-----------|------|------|------|----|
|        | No.       | Yds. | Avg. | Long | TD |
| 1975   | 27        | 351  | 13.0 | 49   | 2  |
| 1976   | 23        | 316  | 13.7 | 30   | 2  |
| 1977   | 46        | 535  | 11.6 | 36   | 4  |
| 1978   | 47        | 526  | 11.2 | 34   | 0  |
| 1979   | 26        | 333  | 12.8 | 26   | 1  |
| TOTALS | 169       | 2061 | 12.2 | 49   | 5  |

| Year | Kickoff Returns |      |      |      |    |
|------|-----------------|------|------|------|----|
|      | No.             | Yds. | Avg. | Long | TD |
| 1975 | 16              | 391  | 24.4 | 42   | 0  |

### COWBOYS SINGLE-GAME CAREER HIGHS

#### Regular-Season

Yards Rushing — 101 (10/19/75 versus Green Bay)  
 Rushing Attempts — 16 (3 times, last 11/21/76 versus Atlanta)  
 Longest Run — 32 (10/19/75 versus Green Bay)  
 TD Rushing — 1 (5 times, last 10/7/79 versus Minnesota)  
 Receptions — 8 (12/7/75 versus St. Louis)  
 Yards Receiving — 109 (11/23/75 versus Philadelphia)  
 Longest Reception — 49 (11/23/75 versus Philadelphia)  
 TD Receiving — 2 (10/24/76 versus Chicago)

#### Playoffs

Yards Rushing — 43 (12/19/76 versus Los Angeles)  
 Rushing Attempts — 13 (12/19/76 versus Los Angeles)  
 Longest Run — 15 (12/19/76 versus Los Angeles)  
 TD Rushing — 0  
 Receptions — 7 (1/4/76 versus Los Angeles)  
 Yards Receiving — 123 (1/4/76 versus Los Angeles)  
 Longest Reception — 32 (1/1/78 versus Minnesota)  
 TD Receiving — 3 (1/4/76 versus Los Angeles)

## P. PEARSON, Cont.

Dallas) and his five Super Bowl appearances is a record shared by seven other players. Pearson was Super Bowl XII's leading receiver with five catches for 37 yards against Denver. GAMES: 1967 (7/Balt.), 1968 (14), 1969 (14), 1970 (14/Pitt.), 1971 (14), 1972 (11), 1973 (14), 1974 (9), 1975 (14/Dal.), 1976 (10), 1977 (14), 1978 (16), 1979 (14). Total — 165 (68/Dal.)

**COLLEGE:** Pearson earned All-Big 10 basketball honors at Illinois after making the team as a freshman walk-on.

**PERSONAL:** Preston James Pearson, a native of Freeport, Ill., has numerous business interests. Preston Pearson, Inc., is a Dallas novelty merchandising firm. He's also a marketing executive for Time, Inc.'s, national cable TV company, American Television and Communications Corporation, and founder and treasurer of Consolidated Management Enterprises, which represents professional athletes. Preston and wife Linda have two sons, Gregory (12/28/69) and Matthew (9/29/72).

## Tom Rafferty ★ 64

GUARD • PENN STATE • 5th YEAR  
HT: 6-3 • WT: 250 • BORN: 8/2/54 • D-4 FOR '76



**PRO:** Despite having only four years in the NFL behind him, Tom Rafferty already is a seasoned veteran. Considered the top pulling guard in the '76 draft by Cowboys scouts, Rafferty has been a starter since his second season. Following a rookie year on the special teams, Rafferty replaced retired All-Pro Blaine Nye as the starting right guard after working at left guard and center during training camp. Rafferty spelled injured John Fitzgerald at center for two games during that '77 season. In '78 Tom Landry used Rafferty and Burton Lawless as play messengers at right guard because of the development of Tony Hill at wide receiver, the position used in '77, and because of a pulled calf muscle that hobbled Rafferty in training camp. Vowing to play well enough so "they can't take me out," Tom won the job outright last year and played consistently well, particularly in his run blocking. His best effort came in the crucial playoff-clinching victory at Philadelphia (12/8), after which he was voted the Cowboys Oak Farms MVP award by the local media, the first of his career. "His consistency and intensity are his two best traits," offensive line coach Jim Myers says. "He knows his job well and has a desire to excel. He's a tremendous competitor." Rafferty, Fitzgerald, Pat Donovan and Jim Cooper form the Cowboys' Irish Connection, offensive linemen of Irish heritage. Rafferty also is the snapper on field goals and extra points. GAMES: 1976 (13), 1977 (14), 1978 (16), 1979 (16). Total — 59.

## RAFFERTY, Cont.

**COLLEGE:** Tom was a four-year starting guard at Penn State, earning All-America honors from the Football News and Football Writers Association in 1975.

**PERSONAL:** Thomas Michael Rafferty was born in Syracuse and grew up in Manlius, N.Y., where he became a high school All-America in lacrosse in addition to playing football and basketball. Last off-season Tom worked as a mortgage investment analyst for Gulfco Capital Management in Dallas and studied toward his master's in business at the University of Dallas-Irving. Tom's wife's name is Donna.



## Jay Saldi ★ 87

**TIGHT END • SOUTH CAROLINA • 5th YEAR**  
**HT: 6-3 • WT: 227 • BORN: 10/8/54 • FA FOR '76**

**PRO:** After sitting out the last 11 games of the '78 season with a broken right forearm, versatile Jay Saldi returned in '79 and once again gave the Cowboys' receiving corps a unique flexibility. "Jay runs the best routes around," tight ends coach Mike Ditka says. "He's got the unique situation of being something of a combination tight end-wide receiver. In fact, you would have to say he's almost a wide receiver with a tight end's size and blocking ability." Serving as a second tight end and sometimes as a third wide receiver, Saldi caught a career-best 14 passes last season, including a personal single-game high of four for 66 yards, including a 23-yard TD reception, against Los Angeles (10/14). Jay also had the distinction of catching Roger Staubach's last touchdown pass, a two-yarder that sent Dallas ahead in the fourth quarter of its playoff loss to Los Angeles. A free agent long-shot in '76, Jay first made his mark as a rugged special teams performer. Tom Landry called him the team's most improved player after '77 training camp and named Saldi special teams captain, a post he held until he was hurt the following season against St. Louis (9/24). Jay contributed a number of big plays in '77. He scored three touchdowns, two by air and one by sliding eight yards on his back with a fumbled Giants punt. (A native of the New York City area, Jay has scored two of his career six touchdowns at Giants Stadium.) He set up the winning TD at Philadelphia (10/23) by blocking a punt that Charlie Waters ran in, and he had a key fumble recovery on a punt in the '77 NFC championship game against Minnesota (1/1). "Jay's a fine overall football player," Landry says. "He's utilized in so many ways. We used him more last year than we had in the past, and he helped us quite a bit." **GAMES:** 1976 (14), 1977 (14), 1978 (4), 1979 (16). Total — 59.

**COLLEGE:** Saldi began his South Carolina career as a 205-pound defensive end after becoming a high-school All-America linebacker at White Plains, N.Y. Later switched to tight end, he caught just 15 passes

## SALDI, Cont.

in his career, but impressed the Cowboys with his overall athletic ability.

**PERSONAL:** John Jay Saldi IV (pronounced (SAL-dee) coaches the Hoopsters, the Cowboys players' off-season basketball team, which compiled a 28-5 record in '80. In '79 Jay starred in a Dallas-produced film called "Squeeze Play" with Too Tall Jones, Drew Pearson and Thomas Henderson. Jay and wife Brenda were married Jan. 26.

### SALDI'S COWBOYS TOTALS

| Receiving |     |      |      |      |    | Kickoff Returns |     |      |      |      |    |
|-----------|-----|------|------|------|----|-----------------|-----|------|------|------|----|
| Year      | No. | Yds. | Avg. | Long | TD | Year            | No. | Yds. | Avg. | Long | TD |
| 1976      | 1   | 6    | 6.0  | 6    | 0  | 1976            | 1   | 9    | 9.0  | 9    | 0  |
| 1977      | 11  | 108  | 9.8  | 23   | 2  | 1978            | 1   | 0    | 0.0  | 0    | 0  |
| 1978      | 3   | 8    | 2.7  | 5    | 2  | TOTALS          | 2   | 9    | 4.5  | 9    | 0  |
| 1979      | 14  | 181  | 12.9 | 23   | 1  |                 |     |      |      |      |    |
| TOTALS    | 29  | 303  | 10.4 | 23   | 5  |                 |     |      |      |      |    |

| Rushing |      |      |      |      |    | Fumble Recoveries |     |      |      |      |    |
|---------|------|------|------|------|----|-------------------|-----|------|------|------|----|
| Year    | Att. | Yds. | Avg. | Long | TD | Year              | No. | Yds. | Avg. | Long | TD |
| 1976    | 1    | 19   | 19.0 | 19   | 0  | 1977              | 1   | 8    | 8.0  | 8    | 1  |

### SINGLE-GAME CAREER HIGHS

#### Regular-Season

Receptions — 4 (10/14/79 versus Los Angeles)  
 Yards Receiving — 66 (10/14/79 versus Los Angeles)  
 Longest Reception — 23t (twice, last 10/14/79 versus Los Angeles)  
 TD Receptions — 1 (5 times, last 10/14/79 versus Los Angeles)

#### Playoffs

Receptions — 2 (12/30/79 versus Los Angeles)  
 Yards Receiving — 17 (12/30/79 versus Los Angeles)  
 Longest Reception — 15 (12/30/79 versus Los Angeles)  
 TD Receptions — 1 (12/30/79 versus Los Angeles)

## Herbert Scott ★ 68

**GUARD** • **VIRGINIA UNION** • **6th YEAR**  
**HT: 6-2** • **WT: 252** • **BORN: 1/18/53** • **D-13 FOR '75**

**PRO:** Low-keyed and soft-spoken though he might be, Herbert Scott is steady, dependable and well on his way to becoming one of the best at what he does. Rising from the obscurity of being a 13th-round draft pick from Virginia Union, Scott barely made the team in '75, but he won the regular left guard position the following year and has been collecting a host of honors since 1978. Scott was named first-team All-NFC by United Press International that season. Last year he earned his first Pro Bowl berth, received All-NFC honors from UPI again plus the Sporting News, and was named to the Sports Illustrated All-Pro team. That quiet demeanor obviously hides an aggressive football personality. Herbert is regarded as the Cowboys' best open field blocker, consistently ranks at or near the top as a pass blocker and is seldom penalized. "He had his best year yet," offensive line coach Jim Myers said. "He's worked very hard and really improved every year." Herbert




## SCOTT, Cont.

was not bothered the past two seasons by the hamstring problems that plagued him in the past. Although he did not miss any games in '76, Scott spent the latter part of the season as a play messenger with Burton Lawless. In '77 the painful hamstring injury cost Herbert four starts and half of two other games. Although Pat Donovan and he currently are the club's most decorated offensive linemen, Scott remains unconcerned about personal honors. "I usually get my satisfaction when the running backs get the recognition," he states. GAMES: 1975 (14), 1976 (14), 1977 (11), 1978 (16), 1979 (16). Total — 71.

**COLLEGE:** Scott was a versatile offensive performer at Virginia Union, playing guard, tackle and tight end. He also was a top shot putter for the track team.

**PERSONAL:** Herbert Carnell Scott, Jr., was employed last off-season by A. L. Williams & Associates, a Dallas financial planning firm. He also has been a school teacher in his native Virginia Beach, Va. Herb has a unique hobby — gospel singing. Herbert's wife Gayle is a counselor at the University of Texas Southwestern Medical School.



## Rafael Septien ★ 1

KICKER • SOUTHWEST LOUISIANA • 4th YEAR  
HT: 5-9 • WT: 171 • BORN: 12/12/53 • FA FOR '78

**PRO:** Although he went through three holders last year (Waters, Carano and D. White), Rafael Septien had his most consistent season in '79, including two late game-winning field goals. "Rafael was much improved last year over the previous year," Tom Landry says. "He was more consistent in his kicking and his stroke." The NFC's third leading scorer last year, Septien twice equaled his career best of three field goals in a game, and both times he won the game with dramatic kicks. In the season-opener at St. Louis (9/2), he converted a 22-yarder off the left upright with 1:16 left to pull out a 22-21 victory. At Giants Stadium (11/4) his 22-yarder with three seconds remaining gave Dallas a 16-14 triumph. (In pre-season Septien booted a 47-yarder with six seconds to go to beat Pittsburgh 16-14.) Septien hit 51-yarders, his personal best, against San Francisco (9/9) and St. Louis (10/21). He again was very accurate inside the 40, hitting 14-of-18 tries to raise his career mark in that range to 43-of-52 (83 percent). Drafted by New Orleans in the 10th round in '77, Septien was released during training camp and signed by Los Angeles. A consensus all-rookie selection and the NFC's fourth-leading scorer in '77, Septien was beaten out in '78 training camp by Frank Corral and released by the Rams after the final pre-season game. The Cowboys immediately signed Septien (8/30) to replace Efren Herrera, who had been traded that summer to Seattle. Rafael kicked a 47-yarder into the wind at 3:28 of overtime at St. Louis (10/15) to give the Cowboys a 24-21 victory, the most dramatic moment of his first Cowboys season. Also that year he converted two



## SEPTIEN, Cont.

48-yarders and twice had three field goals in a game. GAMES: 1977 (14/L.A.), 1978 (16), 1979 (16). Total — 46 (32/Dal.)

**COLLEGE:** Septien earned All-Southland Conference honors the final two seasons of a three-year career at Southwest Louisiana.

**PERSONAL:** Jose Rafael Septien Michel (rah-fay-EL sep-tee-EN), a Mexico City native, is the son of Carlos Septien, a member of two Mexican World Cup soccer teams. Rafael is a celebrity in Mexico where he has appeared in movies, television commercials and on numerous magazine covers. One of the Cowboys' best all-around athletes, Septien won the '80 NFL Players Association racquetball tournament. Rafael and wife Linda were married Nov. 24, 1979. Their Dallas home was built by Cowboys safety Randy Hughes' company.

### SEPTIEN'S RAMS TOTALS

| Year | Scoring |       |       | Pts. |
|------|---------|-------|-------|------|
|      | TD      | PAT   | FG    |      |
| 1977 | 0       | 32-35 | 18-30 | 86   |

### SEPTIEN'S COWBOYS TOTALS

| Year   | Scoring |       |       | Pts. |
|--------|---------|-------|-------|------|
|        | TD      | PAT   | FG    |      |
| 1978   | 0       | 46-47 | 16-26 | 94   |
| 1979   | 0       | 40-44 | 19-29 | 97   |
| TOTALS | 0       | 86-91 | 35-55 | 191  |

### Field Goal Accuracy

| Year        | 1-19 | 20-29 | 30-39 | 40-49 | 50+ | Total | Pct. |
|-------------|------|-------|-------|-------|-----|-------|------|
| 1977 (Rams) | 1-1  | 10-11 | 5-6   | 2-10  | 0-2 | 18-30 | 60.0 |
| 1978        | 2-3  | 8-8   | 3-5   | 3-10  | 0-0 | 16-26 | 61.5 |
| 1979        | 0-0  | 7-7   | 7-11  | 3-8   | 2-3 | 19-29 | 65.5 |
| TOTALS      | 3-4  | 25-26 | 15-22 | 8-28  | 2-5 | 53-85 | 62.4 |

### SINGLE-GAME CAREER HIGHS

#### Regular-Season

Points — 13 (11/23/78 versus Washington)  
 Field Goals — 3 (6 times, 4 with Dallas, last 11/4/79 versus Giants)  
 Longest Field Goal — 51 (twice, last 10/21/79 versus St. Louis)  
 Extra Points — 6 (11/12/78 versus Green Bay)

#### Playoffs

Points — 9 (12/30/78 versus Atlanta)  
 Field Goals — 2 (12/30/78 versus Atlanta)  
 Longest Field Goal — 48 (12/30/78 versus Atlanta)  
 Extra Points — 4 (1/21/79 versus Pittsburgh)

## Robert Shaw ★ 52

CENTER • TENNESSEE • 2nd YEAR  
 HT: 6-4 • WT: 260 • BORN: 10/15/56 • D-1 FOR '79

**PRO:** Robert Shaw was the first center ever to be named a first-round draft choice by the Cowboys and the first offensive lineman to be the team's No. 1 pick since guard John Niland in 1966. A bit undersized in his rookie year at about 240-245 pounds, Shaw worked diligently in the off-season both at the practice field and the dinner table, and he got his weight up to 260. Last season Shaw played regularly on the special teams and started one game at center when John Fitzgerald was injured. Fitzgerald hurt a knee in the first half at Washington (11/18) and Shaw performed well through the remainder of the game,



## SHAW, Cont.

earning the starting berth the following game, Thanksgiving Day, against Houston (11/22), while Fitzgerald recovered. Shaw handled himself competently against Houston's tough veteran nose tackle, Curly Culp, giving the Cowboys encouragement for the future. "Curly stymied me a couple of times on running plays," Shaw said. "I thought I did all right in the first half, a lot better in the second. I don't think I made many mistakes. Curly didn't get any sacks and he didn't have too many tackles, and he's supposed to be one of the best." Says offensive line coach Jim Myers, "Shaw's three best traits are desire, quickness and aggressiveness. He's a fighter and a worker." GAMES: 1979 (16).

**COLLEGE:** A three-year starter who co-captained the Volunteers as a senior, Shaw earned All-Southeastern Conference honors the final two seasons and started in both the East-West Shrine game and Senior Bowl. He was named second-team All-America by the Newspaper Enterprise Association in '78.

**PERSONAL:** Born in Tuscaloosa, Ala., Robert Leslie Shaw graduated from Wheeler High School in Georgia where, in addition to playing football and becoming state lineman of the year, he also played basketball and swam competitively. Robert was married Dec. 15, 1979 (Elizabeth) and in the off-season worked for Barnes Manufacturing in Dallas building roof trusses.



## Ron Springs ★ 20

**FULLBACK** • **OHIO STATE** • **2nd YEAR**  
**HT: 6-1** • **WT: 210** • **BORN: 11/4/56** • **D-5C FOR '79**

**PRO:** Based on his rookie performance, Ron Springs may turn out to be one of the Cowboys' best bargains ever. A disappointing college senior year marred by a knee injury caused pro scouts to downgrade Springs. But the Cowboys took a chance late in the fifth round and made him the 167th player chosen in the '79 draft. Springs came through better than anyone expected, filling in exceptionally well at tailback in three victories when Tony Dorsett was injured. In the season-opener at St. Louis (9/2) Ron rushed for 30 yards, caught two passes and threw a 30-yard TD pass to Tony Hill in the fourth quarter. Springs took over for Dorsett late in the first half at Philadelphia (12/8) and rushed for 62 yards, including 49 in the second half, as the Cowboys clinched a playoff berth. Then in the dramatic comeback victory over Washington (12/16) that won the NFC East championship, Springs rushed for 79 yards and one TD, and caught six passes for 58 yards, including a 26-yard TD reception late in the fourth-quarter rally. Because of his style — part power back, part breakaway threat, excellent receiver — the Dallas coaching staff asked Springs to gain 10 pounds and move to fullback for 1980. "He's a tough, hard-nosed, slashing-type runner," Tom Landry says. "He has a knack for hitting the hole and is a strong, powerful runner. He also has good speed and catches the ball well."

## SPRINGS, Cont.

Ron led the Cowboys in kickoff returns in '79. GAMES: 1979 (16).

**COLLEGE:** Springs was the Junior College player of the year in '76 at Coffeyville, Kan., J.C. after rushing for 1,800 yards and 25 touchdowns. He led Ohio State in rushing and receiving as a junior with 1,166 yards on the ground and another 90 on 16 receptions. He managed 585 yards rushing in his injury-plagued senior year. Springs also ran sprint relays for the Buckeyes track team.

**PERSONAL:** Ronald Edward Springs is a most enterprising young man. His endeavors have included volunteering his time to the Dallas Society for Crippled Children and the Easter Seals, promoting two Ron Springs disco parties, signing a contract to do public relations for John's Jeans of Texas, Arkansas and Oklahoma, and working for the Dallas NBC affiliate (KXAS) as a sports reporter. Ron is a native of Williamsburg, Va.

### SPRINGS' COWBOYS TOTALS

| Rushing |      |      |      |         | Kickoff Returns |     |      |      |         |
|---------|------|------|------|---------|-----------------|-----|------|------|---------|
| Year    | Att. | Yds. | Avg. | Long TD | Year            | No. | Yds. | Avg. | Long TD |
| 1979    | 67   | 248  | 3.7  | 15 2    | 1979            | 38  | 780  | 20.5 | 70 0    |

| Receiving |     |      |      |         |
|-----------|-----|------|------|---------|
| Year      | No. | Yds. | Avg. | Long TD |
| 1979      | 25  | 251  | 10.0 | 27 1    |

| Passing |      |       |      |      |      |             |
|---------|------|-------|------|------|------|-------------|
| Year    | Att. | Comp. | Yds. | Pct. | Int. | Avg. Gn. TD |
| 1979    | 3    | 1     | 30   | 33.3 | 0    | 10.0 1      |

### SINGLE-GAME CAREER HIGHS

#### Regular-Season

Yards Rushing — 79 (12/16/79 versus Washington)  
 Rushing Attempts — 20 (12/16/79 versus Washington)  
 Longest Run — 15 (10/7/79 versus Minnesota)  
 TD Rushing — 1 (twice, last 12/16/79 versus Washington)  
 Receptions — 6 (12/16/79 versus Washington)  
 Yards Receiving — 58 (12/16/79 versus Washington)  
 Longest Reception — 27 (12/2/79 versus Giants)  
 TD Receiving — 1 (12/16/79 versus Washington)

#### Playoffs

Yards Rushing — 20 (12/30/79 versus Los Angeles)  
 Rushing Attempts — 5 (12/30/79 versus Los Angeles)  
 Longest Run — 15 (12/30/79 versus Los Angeles)  
 TD Rushing — 1 (12/30/79 versus Los Angeles)  
 Receptions — 1 (12/30/79 versus Los Angeles)  
 Yards Receiving — 2 (12/30/79 versus Los Angeles)  
 Longest Reception — 2 (12/30/79 versus Los Angeles)

## Dave Stalls ★ 65

DEFENSIVE TACKLE • NORTHERN COLORADO • 4th YEAR  
 HT: 6-4 • WT: 255 • BORN: 9/19/55 • D-7 FOR '77

**PRO:** For all of his relatively brief career, Dave Stalls has been the underdog who keeps doing things no one expects. He made the team in '77 despite not being a high draft choice, not playing big-time



## STALLS, Cont.

college football and not being very big for a defensive lineman at 235 pounds. In '78 he pleasantly surprised everyone by emerging as a fine third-down pass rushing specialist spelling Jethro Pugh or Larry Cole at left tackle. Using his exceptional quickness, he produced four QB traps (fourth best on the team), assisted on another and had a trap for a nine-yard loss in the NFC championship game at Los Angeles. Last year he unexpectedly won the starting left tackle position in pre-season and started the first 12 games until John Dutton took over at left end and Cole was moved back to left tackle. Despite that disappointment, Stalls continued to assert himself on passing downs, finishing with five traps (tying Randy White for fourth best) and two assists. He had two traps in the Cowboys' key Dec. 2 victory over the Giants, including a crucial six-yard sack of Phil Simms on fourth down of a second-half goal line stand by Dallas. "I didn't like it from a personal standpoint because I'm a competitor," Stalls said of losing the starting job. "But if it helps us get to the Super Bowl I'm all for it. I'll keep my nose in there and hope to regain the starting role. I'm not giving up." Says Tom Landry, "Dave Stalls is a good, young, experienced lineman. He's helped us in third-down situations because he's a good pass rusher." GAMES: 1977 (11), 1978 (16), 1979 (16). TOTAL — 43.

**COLLEGE:** Stalls earned Little All-America honors at defensive tackle following his senior year in which he captained Northern Colorado's defense.

**PERSONAL:** David Milton Stalls is studying toward his master's degree in marine biology at California State-Long Beach, where he and wife Terri live in the off-season. Dave's specialty is shark behavioral research, a subject in which he plans to get his doctorate. He holds an undergraduate degree in zoology. He also belongs to the National Audubon Society. Dave was born in Madison, Wisc., and raised in Hamilton, Ohio.

### STALLS' COWBOYS TOTALS

| Year | Opponents' | Fumble | Recoveries   |
|------|------------|--------|--------------|
|      | No.        | Yds.   | Avg. Long TD |
| 1979 | 1          | 0      | 0.0 0 0      |



## Bruce Thornton ★ 77

DEFENSIVE LINEMAN • ILLINOIS • 2nd YEAR  
HT: 6-5 • WT: 266 • BORN: 2/14/58 • D-8 FOR '79

**PRO:** Like a couple of noteworthy rookie predecessors, Bruce Thornton broke in with the Cowboys as a third-down pass rushing specialist.

"This is the way Harvey Martin and Too Tall Jones started," Thornton says. "It's fun because I just come in, get revved up and rush as hard as I can." And like Harvey and Too Tall as rookies, Thornton had people envisioning his future as an exciting one. Despite limited playing

## THORNTON, Cont.

time, Thornton finished second to Martin last year in quarterback traps with six, plus two assisted traps, rushing from the strong (or left) end position. Showing speed and agility to go along with his obvious size and strength, Thornton beat out two defensive linemen drafted ahead of him to earn a spot on the team. His top effort came against Chicago (9/16) when he had two quarterback traps, batted down a pass and blocked an extra point attempt. Two weeks later against Cincinnati (9/30) Thornton intercepted a pass caused by Martin's pressure on QB Jack Thompson. "He was our best rookie lineman from the start," Tom Landry says. "He wanted to make it very badly. He had the aggressiveness and the competitiveness that you look for in a defender. I would say he probably has the best potential of all our backup linemen because of his size and speed." Thornton worked at both defensive end and tackle, and Landry planned to try him at both positions again in '80 to determine where Thornton performs best. GAMES: 1979 (16).

**COLLEGE:** Bruce led the Big 10 in quarterback sacks in '77 with 10, but was demoted to second-string in his senior year as Illinois went with a youth movement. Thornton's 32 career sacks placed him fifth on Illinois' all-time list. He was a two-time Academic All-Big 10 and a second-team Academic All-America.

**PERSONAL:** Bruce Edward Thornton, a Detroit native, turned down college scholarship offers for his saxophone playing to accept one for football. In the off-season Bruce worked in sales for Toyota of Irving. He also was married on April 5, 1980. His wife's name is Denise.

### THORNTON'S COWBOYS TOTALS

#### Pass Interceptions

| Year | No. | Yds. | Avg. | Long | TD |
|------|-----|------|------|------|----|
| 1979 | 1   | 3    | 3.0  | 3    | 0  |

## Dennis Thurman ★ 32

**SAFETY-CORNERBACK** • SOUTHERN CAL • 3rd YEAR  
HT: 5-11 • WT: 170 • BORN: 4/13/56 • D-11 FOR '78

**PRO:** Whatever Dennis Thurman lacks in size and speed, he makes up for in intelligence. A natural safety, his college position, Thurman made the Cowboys as a long-shot in '78 at cornerback, although the long-term projection for him is at safety. "He has a great knack for the ball because he's smart and has a lot of good football sense," Tom Landry says. Thurman impressed teammate Charlie Waters from the start. "Dennis really studied our system, and he wanted to know WHY we did this or that," Waters said. "He asked such interesting questions that I thought, 'Hey, he's a player.' He just has this great feel for split-second analysis, that innate knack for being where the ball is."



## THURMAN, Cont.

Dennis excelled on special teams during his rookie year, but he also got to play more than expected at cornerback when injuries hit Benny Barnes and Mark Washington. Thurman intercepted passes against Green Bay (11/12) and the New York Jets (12/17). He was voted the Cowboys' top special teams performer by the local media in Super Bowl XIII and the overall playoffs. His biggest play came when he recovered an onside kick that led to the Cowboys' final TD in the Super Bowl. Last season he regularly replaced linebacker D. D. Lewis on passing situations and started against Washington (12/16) at cornerback, although he also played strong safety, with Randy Hughes injured. In the divisional playoff game against Los Angeles he came up with a third-quarter interception, although the Cowboys failed to capitalize. GAMES: 1978 (16), 1979 (16). Total — 32.

**COLLEGE:** Thurman led the nation in interception return yardage in '76 with 180 yards on eight steals. He had 13 career interceptions, six pass break-ups, seven fumble recoveries and was a two-time consensus All-America safety.

**PERSONAL:** Dennis Lee Thurman has a degree in journalism and hopes for a career in broadcasting. The Santa Monica, Calif., native returned to Southern Cal in the off-season to take speech courses and to help coach defensive backs in the Trojans' spring practice. Other interests include working with underprivileged children and commercial banking.

### THURMAN'S COWBOYS TOTALS

| Year   | Pass Interceptions |      |      |         |
|--------|--------------------|------|------|---------|
|        | No.                | Yds. | Avg. | Long TD |
| 1978   | 2                  | 35   | 17.5 | 23 0    |
| 1979   | 1                  | 0    | 0.0  | 0 0     |
| TOTALS | 3                  | 35   | 17.5 | 23 0    |

| Year | Kickoff Returns |      |      |         |
|------|-----------------|------|------|---------|
|      | No.             | Yds. | Avg. | Long TD |
| 1978 | 3               | 42   | 14.0 | 20 0    |

| Year | Punt Returns |      |      |         |
|------|--------------|------|------|---------|
|      | No.          | Yds. | Avg. | Long TD |
| 1978 | 1            | 0    | 0.0  | 0 0     |

| Year | Opponents' Fumble Recoveries |      |      |         |
|------|------------------------------|------|------|---------|
|      | No.                          | Yds. | Avg. | Long TD |
| 1979 | 1                            | 0    | 0.0  | 0 0     |



## Charlie Waters ★ 41

**SAFETY** • **CLEMSON** • **10th YEAR**  
**HT: 6-2** • **WT: 200** • **BORN: 9/10/48** • **D-3 FOR '70**

**PRO:** Maybe the biggest blow to the Cowboys' chances of returning to the Super Bowl last year came on the night of Aug. 12 in the Seattle Kingdome when strong safety Charlie Waters went down untouched with a torn ligament in his right knee. After playing in every Cowboys game of the decade — 128 straight — Waters, an All-Pro, was out for the '79 season. For the Cowboys, their defense was robbed of its heart and soul. "He studies probably more than any other member of the defense," Aaron Kyle says. "He knows what everyone — linebackers, linemen included — is supposed to do in every situation. With him

## WATERS, Cont.

calling the plays in the secondary, it's easy not to worry about messing up an assignment." As soon as the cast came off, Charlie began working furiously to regain the form that has made him a two-time All-Pro selection ('77-'78) and three-time Pro Bowl choice ('76-'77-'78). "I want to be the best in the league," he says. "I don't want to go through the motions. I want to be All-Pro for the next three seasons." Waters started the new decade needing one interception to tie Cornell Green for second place on the Cowboys' all-time list. A big-game, big-play performer, Waters first earned All-Pro recognition during the Cowboys' '77 Super Bowl championship season when, in addition to three interceptions, he blocked two punts and had a game-clinching TD run with a blocked punt at Philadelphia (10/23). He has been superb in the playoffs, including five Super Bowls, and he holds the NFL career playoff record for most interceptions with nine. Waters' three interceptions against Chicago (12/26/77) is an NFC divisional playoff game record, and his two interceptions and one fumble recovery sparked Dallas over the Rams in the '78 NFC championship game (1/7/79). Personable and popular, Charlie won the Oak Farms Favorite Cowboys contest in '78, the only player other than Roger Staubach to win the award in the past six years. Things weren't always so rosy for Charlie, who became the starting strong safety in '76. He spent his first six seasons bouncing sometimes less than triumphantly between cornerback and safetyman. GAMES: 1970 (14), 1971 (14), 1972 (14), 1973 (14), 1974 (14), 1975 (14), 1976 (14), 1977 (14), 1978 (16), 1979 (inj.). Total — 128.

(Continued on next page)

### WATERS' COWBOYS TOTALS

| Pass Interceptions |     |      |      |         | Opponents' Fumble Recoveries |     |      |      |         |
|--------------------|-----|------|------|---------|------------------------------|-----|------|------|---------|
| Year               | No. | Yds. | Avg. | Long TD | Year                         | No. | Yds. | Avg. | Long TD |
| 1970               | 5   | 45   | 9.0  | 20 0    | 1970                         | 1   | 0    | 0.0  | 0 0     |
| 1971               | 3   | 37   | 18.5 | 30 0    | 1973                         | 1   | 15   | 15.0 | 15 0 0  |
| 1972               | 6   | 132  | 22.0 | 56 1    | 1976                         | 1   | 0    | 0.0  | 0 0 0   |
| 1973               | 5   | 112  | 22.4 | 44 0    | 1977                         | 1   | 0    | 0.0  | 0 0 0   |
| 1974               | 2   | 26   | 13.0 | 24 0    | TOTALS                       | 4   | 15   | 3.8  | 15 0 0  |
| 1975               | 3   | 55   | 18.3 | 35 1    | Punt Returns                 |     |      |      |         |
| 1976               | 3   | 6    | 2.0  | 5 0     | Year                         | No. | Yds. | Avg. | Long TD |
| 1977               | 3   | 11   | 3.7  | 6 0     | 1971                         | 9   | 109  | 12.1 | 42 0    |
| 1978               | 4   | 61   | 15.3 | 22 0    | 1972                         | 9   | 56   | 6.2  | 17 0    |
| TOTALS             | 33  | 485  | 14.7 | 56 2    | 1974                         | 1   | 8    | 8.0  | 8 0     |
| Kickoff Returns    |     |      |      |         | 1977                         | 1   | 17   | 17.0 | 17 1*   |
| Year               | No. | Yds. | Avg. | Long TD | TOTALS                       | 20  | 190  | 9.5  | 42 1    |
| 1970               | 1   | 6    | 6.0  | 6 0     | *Returned Blocked Punt       |     |      |      |         |
| 1971               | 1   | 18   | 18.0 | 18 0    |                              |     |      |      |         |
| 1972               | 2   | 18   | 9.0  | 18 0    |                              |     |      |      |         |
| 1975               | 1   | 0    | 0.0  | 0 0     |                              |     |      |      |         |
| TOTALS             | 5   | 42   | 8.4  | 18 0    |                              |     |      |      |         |

### SINGLE-GAME CAREER HIGHS

#### Regular-Season

Interceptions — 2 (3 times, last 11/11/73 versus Giants)  
 Yards Interceptions — 56 (12/17/72 versus Giants)  
 Longest Return — 56 (12/17/72 versus Giants)  
 TD Interceptions — 1 (twice, last 12/13/75 versus Washington)

#### Playoffs

Interceptions — 3 (12/26/77 versus Chicago)  
 Yards Interceptions — 53 (12/26/77 versus Chicago)  
 Longest Return — 29 (1/8/79 versus Los Angeles)  
 TD Interceptions — 0

## WATERS, Cont.

**COLLEGE:** Waters played quarterback at Clemson until his final 15 games when he was moved to wide receiver. He caught 68 passes, including 44 for 738 yards in '69, a school season record that stood until '77.

**PERSONAL:** Charles Tutan Waters was born in Miami, Fla., and raised in North Augusta, S.C. On May 9, 1980 he was elected to the South Carolina Athletic Hall of Fame, which honored him as the state's pro athlete of the year in '78. Among the projects developed and marketed by Charlie's company, ProMotion, is a new line of Willie Nelson western wear. Charlie and wife Rosie, a model-singer-actress, have a son, Jon Cody (12/16/77).



## Danny White ★ 11

QUARTERBACK • ARIZONA STATE • 5th YEAR  
HT: 6-2 • WT: 192 • BORN: 2/9/52 • D-3A FOR '74

**PRO:** "I have worked hard since I've been here just to get myself in the position for the opportunity to start," Danny White says. "I've got that opportunity right now." It came, after four years of waiting, on March 31 when White inherited the Cowboys' starting quarterback job upon the announcement of Roger Staubach's retirement. Staubach won't be easy to replace, but among White's teammates and coaches there's no lack of confidence in his ability. "Danny White has the experience and background to step in and play," Tom Landry says. "He is a very smart quarterback who understands our offense. And he has a lot of the same leadership qualities that Roger had." White proved himself under pressure twice in '78 when Staubach was injured. In the regular-season finale at the New York Jets (12/17) he completed 15-of-24 passes for 156 yards in a strong wind to lead Dallas to a 30-7 victory. Two weeks later in the divisional playoff against Atlanta (12/30) the Cowboys appeared doomed when Staubach was knocked out at the end of the first half with the Cowboys trailing 20-13. But White drove Dallas to two TDs in the second half, one on a two-yard pass to Jackie Smith, to pull out a 27-20 victory. White joined the Cowboys in '76 after two years with the World Football League's Memphis Southmen in which he completed 183-of-350 passes (52.3 percent) for 2,635 yards and 21 TDs. As a Cowboys rookie White threw two TD passes in a 31-21 victory over Chicago (10/24/76) after Staubach left with a hand injury. White had his best year punting last season, finishing second in the NFC and booming the fourth longest punt in club history, 73 yards against Los Angeles (10/14). But Landry was hoping to find a replacement to allow Danny to concentrate on quarterbacking. GAMES: 1976 (14), 1977 (14), 1978 (16), 1979 (16). Total — 60.



## D. WHITE, Cont.

**COLLEGE:** White set seven NCAA passing records in leading ASU to a three-year record of 32-4. Also a fine runner, he finished second in the nation in total offense in '73. Danny also played the infield for ASU's outstanding baseball team and was drafted by four major league teams.

**PERSONAL:** Wilford Daniel White is the son of former Arizona State All-America halfback Wilford "Whizzer" White, who played for the Chicago Bears in '51 and '52. A Mesa, Ariz., native, Danny works in the off-season in Dallas for David Albert Oil & Gas Company and Henry S. Miller Real Estate. Danny and wife Jo Lynn have three children — Ryan (4/26/73), Geoffrey (1/4/76) and Heather (9/3/78).

### WHITE'S COWBOYS TOTALS

| Year          | Rushing   |           |            |           |          | Year          | Punting    |              |             |           |          |
|---------------|-----------|-----------|------------|-----------|----------|---------------|------------|--------------|-------------|-----------|----------|
|               | Att.      | Yds.      | Avg.       | Long      | TD       |               | No.        | Yds.         | Avg.        | Long      | Blk.     |
| 1976          | 6         | 17        | 2.8        | 14        | 0        | 1976          | 70         | 2690         | 38.4        | 54        | 2        |
| 1977          | 1         | -2        | -2.0       | -         | 0        | 1977          | 80         | 3171         | 39.6        | 57        | 2        |
| 1978          | 5         | 7         | 1.4        | 4         | 0        | 1978          | 76         | 3076         | 40.5        | 56        | 1        |
| 1979          | 1         | 25        | 25.0       | 25        | 0        | 1979          | 76         | 3168         | 41.7        | 73        | 0        |
| <b>TOTALS</b> | <b>13</b> | <b>47</b> | <b>3.6</b> | <b>25</b> | <b>0</b> | <b>TOTALS</b> | <b>302</b> | <b>12105</b> | <b>40.1</b> | <b>73</b> | <b>5</b> |

| Year          | Passing    |           |            |             |          | Int.        | Avg.Gn.  | TD          | Rating |
|---------------|------------|-----------|------------|-------------|----------|-------------|----------|-------------|--------|
|               | Att.       | Comp.     | Yds.       | Pct.        | Yds.     |             |          |             |        |
| 1976          | 20         | 13        | 213        | 65.0        | 2        | 10.7        | 2        | -           |        |
| 1977          | 10         | 4         | 35         | 40.0        | 1        | 3.5         | 0        | 10.4        |        |
| 1978          | 34         | 20        | 215        | 58.8        | 1        | 6.32        | 0        | 65.3        |        |
| 1979          | 39         | 19        | 267        | 48.7        | 2        | 6.8         | 1        | 58.6        |        |
| <b>TOTALS</b> | <b>103</b> | <b>56</b> | <b>730</b> | <b>54.4</b> | <b>6</b> | <b>7.09</b> | <b>3</b> | <b>62.5</b> |        |

### SINGLE-GAME CAREER HIGHS

#### Regular-Season

Pass Attempts — 24 (12/17/78 versus Jets)  
 Completions — 15 (12/17/78 versus Jets)  
 Yards Passing — 156 (12/17/78 versus Jets)  
 Longest Completion — 56 (10/24/76 versus Chicago)  
 TD Passes — 2 (10/24/76 versus Chicago)  
 Interceptions — 2 (10/24/76 versus Chicago)

#### Playoffs

Pass Attempts — 20 (12/30/78 versus Atlanta)  
 Completions — 10 (12/30/78 versus Atlanta)  
 Yards Passing — 127 (12/30/78 versus Atlanta)  
 Longest Completion — 24 (12/30/78 versus Atlanta)  
 TD Passes — 1 (12/30/78 versus Atlanta)  
 Interceptions — 1 (12/30/78 versus Atlanta)

## Randy White ★ 54

**DEFENSIVE TACKLE** • **MARYLAND** • **6th YEAR**  
**HT: 6-4** • **WT: 250** • **BORN: 1/15/53** • **D-1A FOR '75**

**PRO:** Tom Landry says any championship team needs a few "gamemakers," players of such singular talent they can single-handedly control a game's outcome. Randy White is one such player. "The guy is phenomenal. He just doesn't have any bad games," Landry says. "They



## R. WHITE, Cont.

can slow him down a little but they can't stop him." Statistics like number of tackles and quarterback traps are meaningless in White's case because, as defensive coordinator Ernie Stautner says, "Teams have to double and triple team Randy on pass rush. He gets so much attention from the opposing team that it just makes it easier for everybody else." The Cowboys' strongest player (he can bench-press 475 pounds), the one dubbed "Manster" (half man, half monster) by Charlie Waters, White was a unanimous All-Pro selection in '79 for the second straight season and also was voted to the Pro Bowl for the third consecutive year. Considering he became the starting right tackle only three years ago after two seasons as a backup linebacker (yes, he's quick too), that's an awful lot achieved in a relatively short time. Last season also had its share of frustration for Randy because of a right foot ligament he hurt in the 11th game against Philadelphia (11/12). The injury reduced his playing time and effectiveness the rest of the way and caused him to miss his first football game ever, Thanksgiving Day against Houston. He finished the season with five QB traps, including three in one game against St. Louis (10/21). He also had the key fumble recovery that began the Cowboys' dramatic two touchdown rally against Washington (12/16). In '78 White tied Harvey Martin for the team lead in QB traps with 16 and nearly led the club in solo tackles, an unheard of accomplishment for a defensive lineman, with 75, one less than team-leader Waters. He succeeded Martin as the Seagram's Seven Crowns of Sport defensive lineman of the year and was voted NFC defensive player of the year by United Press International and the Kansas City Committee of 101. In '77 Randy capped his first season at defensive tackle with an awesome performance in Super Bowl XII that earned him the game's co-MVP award with Martin. Says Waters, "He's the best football player I've ever seen. A coach's dream. All the accolades—strong, fast, determined, smart, a team player, a leader, a big-play guy. I get a lot of energy from him." GAMES: 1975 (14), 1976 (14), 1977 (14), 1978 (16), 1979 (15). Total — 73.

**COLLEGE:** A consensus All-America at defensive end in '74, White won the Outland Trophy and Vince Lombardi Award as college football's outstanding lineman that year. He was the second player chosen in the '75 draft.

**PERSONAL:** In the off-season Randy Lee White lives on his farm in Landenberg, Pa., near his hometown of Wilmington, Del. Randy and wife Vicki, a model, have a daughter, Jordan Leigh (5/6/79).

### WHITE'S COWBOYS TOTALS

| Year   | Opponents' Fumble Recoveries |      |      |         | Kickoff Returns |     |      |      |         |
|--------|------------------------------|------|------|---------|-----------------|-----|------|------|---------|
|        | No.                          | Yds. | Avg. | Long TD | Year            | No. | Yds. | Avg. | Long TD |
| 1975   | 2                            | 0    | 0.0  | 0 0     | 1978            | 1   | 15   | 15.0 | 15 0    |
| 1976   | 1                            | 0    | 0.0  | 0 0     |                 |     |      |      |         |
| 1977   | 2                            | 0    | 0.0  | 0 0     |                 |     |      |      |         |
| 1979   | 1                            | 0    | 0.0  | 0 0     |                 |     |      |      |         |
| TOTALS | 6                            | 0    | 0.0  | 0 0     |                 |     |      |      |         |

# Steve Wilson ★ 81



**CORNERBACK** • **HOWARD** • **2nd YEAR**  
**HT: 5-10** • **WT: 192** • **BORN: 8/24/57** • **FA FOR '79**

**PRO:** Looking to bolster an injury-weakened secondary and also to ease the logjam at wide receiver, the Cowboys moved Steve Wilson to cornerback following his rookie season as a backup wide receiver. "Wilson is a good athlete," defensive backfield coach Gene Stallings says. "He has quickness and he did a great job in making the play on the ball during our work in off-season practices. What's more, it's pretty hard to play behind Drew Pearson, Tony Hill and Butch Johnson and expect to move right up." With '79 starters Benny Barnes and Aaron Kyle both coming off surgery, the cornerback position caused some concern for the Cowboys in preparing for the '80 season. Wilson displayed his versatility last year as a kick returner and special teams standout, and he does have experience as a defensive back. In high school in North Carolina he was selected to the all-state team as a safety. The Cowboys released Wilson near the end of last year's training camp, but the Tuesday before the season opener Gil Brandt reached Steve at his grandmother's house in Durham, where he was looking for a job, and asked him to replace Butch Johnson, who broke a finger in the pre-season finale. Wilson led the Cowboys in punt returns and also excelled on the other special teams. He received a game ball from the coaching staff after making seven tackles on the specials against Cincinnati (9/30). He had an 84-yard kickoff return for a touchdown against Chicago (9/16) called back because of a Dallas penalty. **GAMES: 1979 (16).**

**COLLEGE:** Wilson finished his four-year Howard career as the Washington, D.C., school's all-time leading receiver and kick returner. Steve caught 94 passes for 1,339 yards and 12 TDs, all Howard records. He earned All-Mid-Eastern Athletic Conference honors in '78.

**PERSONAL:** Steven Anthony Wilson, born in Los Angeles and raised in Durham, N.C., is the son of "Touchdown" Tommy Wilson, a two-time Pro Bowl running back during a six-year career with the Rams ('56-'61). In '56 Tom Wilson rushed for 223 yards against Green Bay, the Rams' single-game record until '71. He also played for the Browns and Vikings. Steve, who holds a degree in marketing, worked for Ryder Truck Rental in Dallas in the off-season.

## WILSON'S COWBOYS TOTALS

| Year | Receiving |      |      |      |    | Year | Punt Returns |      |      |      |    |
|------|-----------|------|------|------|----|------|--------------|------|------|------|----|
|      | No.       | Yds. | Avg. | Long | TD |      | No.          | Yds. | Avg. | Long | TD |
| 1979 | 3         | 76   | 25.3 | 45   | 0  | 1979 | 35           | 236  | 6.8  | 13   | 0  |

## Kickoff Returns

| Year | No. | Yds. | Avg. | Long | TD |
|------|-----|------|------|------|----|
| 1979 | 19  | 328  | 17.2 | 26   | 0  |

# THE ROOKIES

(1980 Draftees)



ROE



JONES

**BILL ROE** • **Linebacker** • **Colorado**  
**Ht: 6-3** • **Wt: 230** • **Born: 2/6/58** • **D-3a**

Without their first two draft choices for the first time since 1967, when their No. 1, No. 2 and two No. 5s went to Houston for the rights to tackle Ralph Neely, the Cowboys selected linebacker Bill Roe of Colorado with their first pick in the 1980 draft. Roe, the Big Eight's leading tackler last season and the first player in conference history to win defensive player-of-the-week honors two weeks in a row, was chosen with Chicago's third-round pick, obtained in the 1978 trading of wide receiver Golden Richards. The Cowboys traded their first two 1980 picks to Baltimore last October for John Dutton.

"To me the key to helping the team was Roe," Coach Tom Landry says. "Roe has good size, speed and intelligence. He's an impressive physical specimen. We're going to try him at strong linebacker first, let him compete with others to try to firm up that position."

A two-year starter at an inside spot, Roe missed the final two games of his junior season with a right knee injury, which required surgery in the off-season. He missed spring practice and started slowly last season, but then came on strong in the second half of the year.

Last season Roe was credited with 162 tackles, including 10 for 53 yards in losses, three quarterback traps for 30 yards in losses and a team-leading three interceptions for 96 yards. In the last two games, when he earned his defensive player-of-the-week awards, Roe had 12 unassisted tackles and a trap against Kansas followed by 24 tackles (nine unassisted) and two interceptions against Kansas State. He also made 18 tackles against Missouri and returned an interception 69 yards for a touchdown against Nebraska. Roe was a business major at Colorado and in 1978 he won the school's heavyweight boxing championship.

Born in South Bend, Ind., William Oliver Roe II attended Thornwood High School in South Holland, Ill., earning 10 letters in football, basketball, track and baseball.

**JAMES JONES** • **Running Back** • **Mississippi State**  
**Ht: 5-10** • **Wt: 201** • **Born: 12/6/58** • **D-3b**

In James "Yogi" Jones, the Cowboys drafted a versatile offensive performer who can run, catch and throw. As a junior, Jones rushed for a team-leading 687 yards (5.3 per carry) and 10 touchdowns, caught 24 passes for 237 yards and three touchdowns, and completed two half-

back passes for 63 yards and two TDs. In his career he also returned eight kickoffs, including a 92-yarder for a touchdown last year against Maryland.

After his fine junior season, however, the Vicksburg, Miss., native suffered strained right knee ligaments and missed the final seven games of his senior season. He finished with 202 yards rushing (5.5 per carry). For his career, Jones rushed for 1,416 yards (5.4 average) and 14 touchdowns, caught 29 passes for 274 yards and three touchdowns, completed 3-of-6 passes for 72 yards and two TDs and returned 24 kickoffs for a 21.2 yard average and one TD.

"He'll fit in the tailback slot behind Tony Dorsett," Landry says. "Where we picked up our thoughts on him was the year before when he ran from the 'I' (Mississippi State went to the 'wishbone' in '79). I think he's a pretty instinctive runner who might also figure as a kick returner. He turned in a lot of yardage and was impressive as a junior. You can't teach a back to run the football. He has the instincts or he doesn't. Jones has them, although he's not a burner."

Jones' best games came in his junior year when he rushed for 162 yards (third highest single-game total in school history) on 30 carries against Louisiana State and for 114 yards and four touchdowns, including a 72-yard scoring run, on just 10 carries against Memphis State. He was the nation's seventh leading scorer that year with 13 touchdowns for 78 points. He was second-team All-SEC in both '78 wire service polls and was named first team Academic All-SEC that year.

**KURT PETERSEN • Offensive Lineman • Missouri**  
**Ht: 6-4 • Wt: 251 • Born: 6/17/57 • D-4**

Kurt Petersen started both at "stand-up" defensive end and defensive tackle for Missouri, but the Cowboys planned to try him as an offensive lineman. "I think he has the ability to play offense," Landry says. "That's the kind of lineman you like to pick, the kind that has a two-way shot. We'll start him on offense."

Petersen made 53 tackles in '78 from his "stand-up" defensive end position, including nine for 30 yards in losses. His biggest play came when he teamed with linebacker Chris Garlich to stop Vagas Ferguson on fourth-down at the Missouri one-yard line in the Tigers' big upset of Notre Dame. Named a co-captain in '79, Petersen was moved to tackle to give Missouri more inside quickness. He had 63 tackles and tied for the team lead in fumble recoveries with four. He is a native of St. Louis.

**GARY HOGEBOOM • Quarterback • Central Michigan**  
**Ht: 6-4 • Wt: 201 • Born: 8/21/58 • D-5**

Gary Hogeboom (pronounced HOAG-ih-boom) was named the Mid American Conference player of the year in 1979 after leading Central Michigan to its first conference championship. A tall, strong-armed passer with the mobility necessary to run Central Michigan's triple option offense, Hogeboom led his team to a 19-2-1 record in his two years as a starter. In his career Hogeboom started 28 games and Central Michigan won 24. Despite directing a run-oriented offense, he had two straight 1,000-yard passing seasons. He passed for 3,088

career yards (208-of-395, 53 percent) and 19 touchdowns, and he rushed for 957 yards and 16 TDs.

Hogeboom blossomed during the second half of his junior season, directing the Chippewas to victories in their last seven games as the offense averaged 413 yards and 34 points per game. In his senior year he completed 61 percent of his passes (92-of-150) for 1,404 yards and nine touchdowns. He holds the school's career total offense record of 4,045 yards. Hogeboom is from Grand Rapids, Mich.

**TIMMY NEWSOME • Fullback • Winston-Salem**  
Ht: 6-1 • Wt: 227 • Born: 5/17/58 • D-6

The leading rusher and scorer in the Central Intercollegiate Athletic Association (CIAA) the past three seasons, Timmy Newsome possesses size, strength and natural running ability in addition to his impressive credentials. In his four-year career, Newsome rushed for 3,843 yards (6.1 per carry) and 38 touchdowns. As a starter he picked up 908 yards and 14 TDs in '77, 1,377 yards (7.5 per carry) and 14 TDs in '78 and 987 yards and nine TDs in '79. He also caught 13 career passes for 156 yards and two touchdowns. His '78 rushing total was second among NCAA Division II rushers.

Newsome earned NAIA Division I first-team All-America honors the past two seasons and was voted CIAA Coaches player of the year in '79. He was the 1980 Black All-Star game's leading rusher with 80 yards on 12 carries, including a nine-yard touchdown, and he gained 44 yards on 11 carries in the Blue-Gray game. He grew up in Ahoskie, N.C.

**LESTER BROWN • Cornerback • Clemson**  
Ht: 5-11 • Wt: 178 • Born: 1/5/57 • D-7

After rushing for 2,228 yards, including a 1,000-yard season in 1978, and setting a Clemson record for career touchdowns with 32, Lester Brown was drafted by the Cowboys and immediately converted to cornerback. "An excellent tailback, but he's not big enough to play that in our league," says Landry. "He runs a 4.6, which is awful quick. We talked to him about playing defense and he said he'll play any place we want him to play. We worked him out and running backward he looked pretty good. If he makes it, we'll have a very good, very fast athlete."

Brown rushed for 1,022 yards and 17 touchdowns in '78 to earn All-Atlantic Coast Conference honors and become the fourth leading scorer in the nation. He missed three games with cracked ribs in '79 when his rushing production fell to 605 yards. He is a native of Georgetown, S.C.

**LARRY SAVAGE • Linebacker • Michigan State**  
Ht: 6-3 • Wt: 221 • Born: 6/18/57 • D-8

A two-year starter and four-year letterman, Larry Savage was selected by the Cowboys as an outside linebacker prospect. "He has the size and speed we look for," Landry says. "He's also intelligent. That's where you start."

Savage missed most of his freshman year with a knee injury (no surgery) and received an extra year of eligibility. He played inside linebacker his first year before moving outside and earning a starting berth in his final two seasons. He recovered four opponent fumbles and intercepted three passes in '78 and was named All-Big Ten honorable mention (AP) in '79. Savage is from Warren, Ohio.

**JACKIE FLOWERS • Wide Receiver • Florida State**  
Ht: 6-1 • Wt: 194 • Born: 3/4/58 • D-9

Jackie Flowers led Florida State in receiving in '78 and '79. He finished his career as the school's fifth all-time leading receiver with 102 catches for 1,730 yards (17.0 per catch) and 15 touchdowns. Flowers totaled 43 receptions for 757 yards and seven TDs in his junior year, earning consensus honorable mention All-America honors. He had 37 catches for 622 yards and seven TDs in '79, winning consensus second team All-America honors. His best game last year during Florida State's 11-1 Orange Bowl season came against Memphis State when he caught nine passes for 117 yards and one TD. The Jacksonville, Fla., native earned four letters.

**MATTHEW TEAGUE • Linebacker • Prairie View A & M**  
Ht: 6-4 • Wt: 231 • Born: 10/22/58 • D-10

A four-year starter at defensive left end, Matthew Teague impressed Cowboys scouts with his size, speed and agility. He was hampered somewhat by the fact Prairie View, a small school outside Houston, won only 12 games in his four years, including a 0-11 record in 1979. Teague played mostly in the offensive line at Alcee Fortier High School in his native New Orleans. The Cowboys projected him as a linebacker candidate.

**GARY PADJEN • Linebacker • Arizona State**  
Ht: 6-2 • Wt: 241 • Born: 7/2/58 • D-11

Gary Padjen developed a reputation as one of Arizona State's hardest hitters during his three seasons as starting middle linebacker. He was ASU's sixth leading tackler as a junior, then surprised last season by leading a club loaded with good linebackers with 123 tackles. Padjen was converted to linebacker as a sophomore after filling in surprisingly well at middle guard during his freshman season. The Salt Lake City native showed talent and durability by winning four letters.

**NORM WELLS • Defensive Tackle • Northwestern**  
Ht: 6-5 • Wt: 261 • Born: 9/8/57 • D-12

After going down with a season-ending knee injury in the first game of '78, Norm Wells came back to win the starting right tackle spot last season with his extra year of eligibility. He finished fifth on the team in tackles with 65, including four for losses of 14 yards, in his only year as a starter. He also had an interception which he returned for 12 yards. Exceptionally intelligent, he also possesses good strength and speed. He is from Warren, Mich.

# Cowboys All-Time Roster

## ASSISTANT COACHES

Allen, Ermal, 1962-79  
Berry, Raymond, 1968  
Dahms, Tom, 1960-62  
Dimancheff, Babe, 1960-62  
Ditka, Mike, 1973-79  
Ecklund, Brad, 1960-63  
Franklin, Bobby, 1968-72  
Gillman, Sid, 1972  
Hickey, Red, 1964  
Hughes, Ed, 1973  
Myers, Jim, 1962-79  
Nolan, Dick, 1962-64  
Reeves, Dan, 1970-79  
Renfro, Ray, 1968-72  
Roy, Alvin, 1973  
Stallings, Gene, 1972-79  
Stautner, Ernie, 1966-79  
Tubbs, Jerry, 1966-79  
Ward, Bob, 1976-79

## PLAYERS

Adderley, Herb, CB, Mich. St., 1970-72  
Adkins, Margene, WR, Henderson J.C., 1970-71  
Alworth, Lance, WR, Arkansas, 1971-72  
Andrie, George, DE, Marquette, 1962-72  
Arneson, Jim, G-C, Arizona, 1973-74  
Asher, Bob, T, Vanderbilt, 1970  
Babb, Gene, LB-RB, Austin College, 1960-61  
Babinecz, John, LB, Villanova, 1972-73  
Baker, Sam, P-K, Oregon State, 1962-63  
Barnes, Benny, CB, Stanford, 1972-79  
Barnes, Gary, WR, Clemson, 1963  
Barnes, Rodrigo, LB, Rice, 1973-74  
Bateman, Marv, P, Utah, 1972-74  
Baynham, Craig, RB, Georgia Tech, 1967-69  
Belden, Bob, QB, Notre Dame, 1969-70  
Bercich, Bob, S, Michigan State, 1960-61  
Bethae, Larry, DE, Michigan St., 1978-79  
Bieliski, Dick, TE, Maryland, 1960-61  
Bishop, Don, CB, CCLA, 1960-65  
Blackwell, Alois, RB, Houston, 1978-79  
Boeke, Jim, T, Heidelberg, 1964-67  
Borden, Nate, DE, Indiana, 1960-61  
Braatz, Tom, LB, Marquette, 1960  
Bradfute, Byron, T, So. Miss., 1960-61  
Breunig, Bob, LB, Arizona State, 1975-79  
Brinson, Larry, RB, Florida, 1977-79  
Brock, Clyde, DT, Utah State, 1962-63  
Brown, Guy, LB, Houston, 1977-79  
Brown, Otto, CB-S, Prairie View, 1969  
Bullocks, Amos, RB, So. Ill., 1962-64  
Burkett, Jackie, LB, Auburn, 1968-69  
Butler, Bill, S, Chattanooga, 1960  
Caffey, Lee Roy, LB, Texas A&M, 1971  
Capone, Warren, LB, Louisiana State, 1975  
Carano, Glenn, QB, Nevada-Las Vegas, 1977-79  
Carrall, Duane, P, Florida State, 1974  
Clark, Mike, K, Texas A&M, 1968-71, 1973  
Clark, Monte, T, Southern California, 1962  
Clark, Phil, CB-S, Northwestern, 1967-69  
Clarke, Frank, TE-WR, Colorado, 1960-67  
Cole, Larry, DE-DT, Hawaii, 1968-79  
Coleman, Ralph, LB, N. Car., A&T, 1972  
Colvin, Jim, DT, Houston, 1964-66  
Cone, Fred, K, Clemson, 1960  
Connelly, Mike, C, Utah State, 1960-67  
Conrad, Bobby Joe, WR, Texas A&M, 1969  
Cooper, Jim, C-G, Temple, 1977-79

Cosbie, Doug, TE, Santa Clara, 1979  
Cronin, Gene, DE, Pacific, 1960  
Cvercko, Andy, G, Northwestern, 1961-62  
Daniels, Dick, S, Pacific (Ore.), 1966-68  
Davis, Donnie, WR, Southern, 1962  
Davis, Kyle, C, Oklahoma, 1975  
Davis, Sonny, LB, Baylor, 1961  
Dennison, Doug, RB, Kutztown State, 1974-78  
Deters, Harold, K, North Carolina St., 1967  
Dial, Buddy, WR, Rice, 1964-66  
Dickson, Paul, T, Baylor, 1960  
Diehl, John, DT, Virginia, 1965  
Ditka, Mike, TE, Pittsburgh, 1969-72  
Doelling, Fred, S, Pennsylvania, 1960  
Donohue, Leon, G, San Jose State, 1965-67  
Donovan, Pat, T, Stanford, 1975-79  
Doran, Jim, WR, Iowa State, 1960-61  
Dorsett, Tony, RB, Pittsburgh, 1977-79  
Douglas, Merrill, RB, Utah, 1961  
Dawdle, Mike, RB-LB, Texas, 1960-62  
Dugan, Fred, WR, Dayton, 1960  
Dunn, Perry Lee, RB, Mississippi, 1964-65  
DuPree, Billy Joe, TE, Michigan St., 1973-79  
Dutton, John, DE, Nebraska, 1979  
East, Ron, DT, Montana State, 1967-70  
Edwards, Dave, LB, Auburn, 1963-75  
Eidson, Jim, G-C, Miss. State, 1976  
Falls, Mike, G, Minnesota, 1960-61  
Fisher, Ray, T, Eastern Illinois, 1960  
Fitzgerald, John, G-C, Bost. Coll., 1971-79  
Folkins, Leo, TE, Washington, 1962-64  
Flowers, Richmond, S, Tennessee 1969-71  
Franchhauser, Tom, CB, Purdue, 1960-61  
Frank, Bill, T, Colorado, 1964  
Frederick, Andy, T, New Mexico, 1977-79  
Fritsch, Toni, K, Vienna, Austria, 1971-73, 1975  
Frost, Ken, DT, Tennessee, 1961-62  
Fry, Bob, T, Kentucky, 1960-64  
Fugett, Jean, TE, Amherst, 1972-75  
Gaechter, Mike, S, Oregon, 1962-69  
Garrison, Walt, RB, Okla. St., 1966-74  
Gent, Pete, WR-TE, Mich. St., 1964-68  
Gibbs, Sonny, QB, Texas Christian, 1963  
Gonzaga, John, DE, no college, 1960  
Granger, Charlie, T, Southern, 1961  
Green, Allen, P-K, Mississippi, 1961  
Green, Cornell, CB-S, Utah State, 1962-74  
Gregs, Forrest, G-T, SMU, 1971  
Gregory, Bill, DT-DE, Wisconsin, 1971-77  
Gregory, Glynn, WR-CB-S, SMU, 1961-62  
Grottkau, Bob, G, Oregon, 1961  
Guy, Buzz, G, Duke, 1960  
Hagen, Halvor, C-G, Weber State, 1969-70  
Hansen, Wayne, LB, Texas Western, 1960  
Harris, Cliff, S, Ouachita, 1970-79  
Harris, Jim, S, Oklahoma, 1961  
Hayes, Bob, WR, Florida A&M, 1965-74  
Hayes, Wendell, RB, Humboldt State, 1963  
Hays, Harold, LB, So. Miss., 1963-67  
Healy, Don, DT, Maryland, 1960-61  
Hegman, Mike, LB, Tennessee State, 1976-79  
Heinrich, Don, QB, Washington, 1960  
Henderson, Thomas, LB, Langston, 1975-79  
Herchman, Bill, DT, Texas Tech, 1960-61  
Herrera, Effen, K, UCLA, 1974, 1976-77  
Hill, Calvin, RB, Yale, 1969-74  
Hill, Tony, WR, Stanford, 1977-79  
Homan, Dennis, WR, Alabama, 1968-70  
Hoopes, Mitch, P, Arizona, 1975  
Houser, John, C-G, Redlands, 1960-61  
Houston, Bill, WR, Jackson State, 1974  
Howard, Percy, WR, Austin Peay, 1975



Howard, Ron, TE, Seattle, 1974-75  
 Howley, Chuck, LB, West Virginia, 1961-73  
 Howton, Bill, WR, Rice, 1960-63  
 Hoyem, Lynn, C-G, Long Beach, 1962-63  
 Hughes, Randy, S, Oklahoma, 1975-79  
 Humphrey, Buddy, QB, Baylor, 1961  
 Husmann, Ed, DT, Nebraska, 1960  
 Hutcherson, Ken, LB, Livingston State, 1974  
 Huther, Bruce, LB, New Hampshire, 1977-79  
 Isbell, Joe Bob, G, Houston, 1962-65  
 Jensen, Jim, RB, Iowa, 1976  
 Johnson, Butch, WR, Cal-Riverside, 1976-79  
 Johnson, Mike, CB, Kansas, 1966-69  
 Johnson, Mitch, G, UCLA, 1965  
 Jones, Ed, DE, Tennessee State, 1974-78  
 Jordan, Lee Roy, LB, Alabama, 1963-76  
 Keller, Mike, LB, Michigan, 1972  
 Killian, Gene, G, Tennessee, 1974  
 Kiner, Steve, LB, Tennessee, 1970  
 Kowalczyk, Walt, RB, Michigan State, 1960  
 Kupp, Jake, G, Washington, 1964-65  
 Ky.e, Aaron, CB, Wyoming, 1976-79  
 Laidlaw, Scott, RB, Stanford, 1975-79  
 Lawless, Burton, G, Florida, 1975-79  
 LeBaron, Eddie, QB, Pacific, 1960-63  
 Lewis, D. D., LB, Miss. State, 1968-79  
 Lewis, Woodley, WR, Oregon, 1960  
 Lilly, Bob, DE-DT, Texas Christian, 1961-74  
 Liscio, Tony, T, Tulsa, 1963-64, 1966-71  
 Livingston, Warren, CB, Arizona, 1961-66  
 Lockett, J. W., RB, Central Okla., 1961-62  
 Logan, Obert, S, Trinity (Tex.), 1965-66  
 Long, Bob, LB, UCLA, 1962  
 Longley, Clint, QB, Abilene Christian, 1974-75  
 Lothridge, Billy, P-QB, Georgia Tech, 1964  
 Maegle, Dick, S, Rice, 1961  
 Manders, Dave, C, Mich. State, 1964-66, 1968-74  
 Manning, Wade, CB, Ohio State, 1979  
 Marsh, Amos, RB, Oregon State, 1961-64  
 Martin, Harvey, DE, East Texas St., 1973-79  
 Mathews, Ray, WR, Clemson, 1960  
 McCreary, Bob, T, Wake Forest, 1961  
 McDaniels, David, WR, Miss. Val., 1968  
 McDonald, Tommy, WR, Oklahoma, 1964  
 McIlhenny, Don, RB, SMU, 1960-61  
 Mommelaar, Dale, G, Wyoming, 1962-63  
 Meredith, Don, QB, SMU, 1960-68  
 Meyers, John, DT, Washington, 1962-63  
 Mitchell, Aaron, CB, Nevada-Las Vegas, 1979  
 Montgomery, Mike, RB-WR, Kans. St., 1972-73  
 Mooty, Jim, CB, Arkansas, 1960  
 Morgan, Dennis, RB, Western Illinois, 1974  
 Morton, Craig, QB, California, 1965-74  
 Murchison, Ola Lee, WR, Pacific, 1961  
 Neely, Ralph, G-T, Oklahoma, 1965-77  
 Newhouse, Robert, RB, Houston, 1972-79  
 Niland, John, G, Iowa, 1966-74  
 Nolan, Dick, S, Maryland, 1962  
 Norman, Pettis, TE, J. C. Smith, 1962-70  
 Norton, Jerry, S, SMU, 1962  
 Nutting, Ed, T, Georgia Tech, 1963  
 Nye, Blaine, G, Stanford, 1968-76  
 Overton, Jerry, S, Utah, 1963  
 Parks, Billy, WR, Long Beach State, 1972  
 Patera, Jack, LB, Oregon, 1960-61  
 Pearson, Drew, WR, Tulsa, 1973-79  
 Pearson, Preston, RB, Illinois, 1975-79  
 Percival, Mac, K, Texas Tech, 1974  
 Perkins, Don, RB, New Mexico, 1961-68  
 Peterson, Calvin, LB, UCLA, 1974-75  
 Pinder, Cyril, RB, Illinois, 1973  
 Poimboeuf, Lance, K, SW La., 1963  
 Porterfield, Garry, DE, Tulsa, 1965  
 Pugh, Jethro, DT, Eliz. City St., 1965-78  
 Putnam, Duane, G, Pacific, 1960  
 Rafferty, Tom, G-C, Penn State, 1976-79  
 Randall, Tom, DG, Iowa State, 1978  
 Randle, Sonny, WR, Virginia, 1968  
 Reese, Beasley, CB-WR, N. Texas St., 1976  
 Reese, Guy, DT, SMU, 1962-63  
 Reeves, Dan, RB-QB, S. Car., 1965-72  
 Renfro, Mel, CB-RB-S, Oregon, 1964-77  
 Rentzel, Lance, WR, Oklahoma, 1967-70  
 Rhome, Jerry, QB, Tulsa, 1965-68  
 Richards, Golden, WR, Hawaii, 1973-78  
 Richardson, Gloster, WR, Jack. St., 1971  
 Ridgway, Colin, P-K, Lamar Tech, 1965  
 Ridlon, Jim, S, Syracuse, 1963-64  
 Roach, John, QB, SMU, 1964  
 Robinson, Larry, RB, Tennessee, 1973  
 Rucker, Reggie, WR, Boston U., 1970-71  
 Saldi, Jay, TE, South Carolina, 1976-79  
 Sandeman, Bill, DT, Pacific, 1966  
 Schaum, Greg, DE, Michigan State, 1976  
 Schoenke, Ray, T, SMU, 1963-64  
 Scott, Herbert, G, Virginia Union, 1975-79  
 Sellers, Ron, WR, Florida State, 1972  
 Septien, Rafael, K, SW Louisiana, 1978-79  
 Shaw, Robe-t, C, Tennessee, 1979  
 Sherer, Dave, P, SMU, 1960  
 Shy, Les, RB, Long Beach State, 1966-69  
 Simmons, Dave, LB, Georgia Tech, 1968  
 Smith, J. D., RB, N. Car. A&T, 1965-66  
 Smith, Jackie, TE, NW Louisiana, 1978  
 Smith, Jim Ray, G-T, Baylor, 1963-64  
 Smith, Tody, DE-DT, USC, 1971-72  
 Springs, Ron, RB, Ohio State, 1979  
 Stalls, Dave, DE, Northern Colorado, 1977-79  
 Staubach, Roger, QB, Navy, 1969-79  
 Steele, Robert, WR, N. Alabama, 1978  
 Stephens, Larry, DE, Texas, 1963-67  
 Stiger, Jim, RB, Washington, 1963-65  
 Stincic, Tom, LB, Michigan, 1969-71  
 Stokes, Sim, WR, Northern Arizona, 1967  
 Stowe, Otto, WR, Iowa State, 1973  
 Strayhorn, Les, RB, East Carolina, 1973-74  
 Stynchula, Andy, DE, Penn State, 1968  
 Talbert, Don, DE-T, Texas, 1962, 1965, 1971  
 Thomas, Bill, RB, Boston College, 1972  
 Thomas, Duane, RB, W. Texas St., 1970-71  
 Thomas, Ike, CB, Bishop, 1971  
 Thornton, Bruce, DE-DT, Illinois, 1979  
 Thurman, Dennis, CB, USC, 1978-79  
 Toomay, Pat, DE, Vanderbilt, 1970-74  
 Townes, Willie, DE, Tulsa, 1966-68  
 Truax, Billy, TE, Louisiana State, 1971-73  
 Van Raaphorst, Dick, K, Ohio State, 1964  
 Villanueva, Danny, P-K, New Mex. St., 1965-67  
 Walker, Louie, LB, Colorado State, 1974  
 Walker, Malcolm, C, Rice, 1966-69  
 Wallace, Rodney, G-T, New Mex., 1971-73  
 Walton, Bruce, G, UCLA, 1973-75  
 Washington, Mark, CB, Morgan St., 1970-78  
 Waters, Charlie, S-CB, Clemson, 1970-78  
 Wayt, Russell, LB, Rice, 1965  
 Welch, Claxton, RB, Oregon, 1969-71  
 White, Danny, QB-P, Arizona State, 1976-79  
 White, Randy, LB-DE, Maryland, 1975-79  
 Whitfield, A. D., RB, N. Texas St., 1965  
 Whittingham, Fred, LB, Cal. Poly., 1969  
 Widby, Ron, P, Tennessee, 1968-71  
 Wilbur, John, T, Stanford, 1966-69  
 Williams, Joe, RB, Wyoming, 1971  
 Wilson, Steve, WR, Howard, 1979  
 Wisener, Gary, WR, Baylor, 1960  
 Woolsey, Rolly, CB-S, Boise State, 1975  
 Wright, Rayfield, TE-T, Ft. Valley St., 1967-79  
 Youmans, Maury, DE, Syracuse, 1964-65  
 Young, Charles, RB, N.C. State, 1974-76

# Cowboys 1980 Rookie Roster

| NAME                   | POS. | HT.  | WT. | BIRTHDATE | COLLEGE                | HOW ACQ. |
|------------------------|------|------|-----|-----------|------------------------|----------|
| Allen, Jeff            | DB   | 5-11 | 184 | 4/7/57    | Southern               | FA       |
| Anderson, Andre        | DL   | 6-5  | 259 | 12/6/55   | New Mexico State       | FA       |
| Bledsoe, Curtis        | RB   | 5-11 | 214 | 3/19/57   | San Diego State        | FA       |
| Bone, Jamie            | QB   | 6-0  | 189 | 1/20/57   | Western Ontario        | FA       |
| Brock, Mike            | OL   | 6-2  | 258 | 10/9/57   | Alabama                | FA       |
| Brown, Lester          | DB   | 5-11 | 178 | 1/5/57    | Clemson                | D-7      |
| Butler, Homer          | WR   | 6-2  | 192 | 1/26/57   | UCLA                   | FA       |
| Carson, Marlon         | DL   | 6-3  | 256 | 3/10/56   | Kentucky State         | FA       |
| Cason, Pat             | DB   | 6-0  | 173 | 9/19/58   | Nevada-Las Vegas       | FA       |
| Clinkscale, Dexter     | DB   | 5-11 | 189 | 4/13/58   | So. Carolina           | FA       |
| Christian, Terrence W. | OL   | 6-3  | 275 | 12/28/57  | Mississippi            | FA       |
| Crowder, Dave          | OL   | 6-2  | 241 | 3/6/58    | Miami-Ohio             | FA       |
| Dean, Roy              | WR   | 6-0  | 183 | 5/23/57   | Alabama                | FA       |
| Dickerson, Anthony     | LB   | 6-2  | 214 | 6/9/57    | SMU                    | FA       |
| Dixon, Marcus          | WR   | 6-0  | 181 | 6/8/55    | Central Mississippi    | FA       |
| Dozier, Ricky          | WR   | 6-6  | 286 | 3/22/57   | San Jose State         | FA       |
| Dudley, Steve          | DB   | 5-11 | 189 | 2/5/57    | Eastern Oregon         | FA       |
| England, Ernest        | LB   | 6-3  | 222 | 12/30/53  | St. John (Minn.)       | FA       |
| Flowers, Jackie        | WR   | 6-1  | 194 | 3/4/58    | Florida State          | D-9      |
| Forge, Ron             | TE   | 6-5  | 236 | 4/2/57    | Tennessee State        | FA       |
| Fowler, Dan            | OL   | 6-4  | 256 | 4/12/56   | Kentucky               | FA       |
| Glenn, Mike            | OL   | 6-3  | 257 | 11/29/58  | Utah State             | FA       |
| Gossett, Jeff          | P    | 6-2  | 195 | 1/25/57   | Eastern Illinois       | FA       |
| Grimmett, Richard      | T    | 6-7  | 270 | 6/23/55   | Illinois               | FA       |
| Grinnell, Elbert       | DL   | 6-8  | 282 | 9/30/58   | Winston-Salem          | FA       |
| Hagen, Mike            | WR   | 6-0  | 175 | 11/14/58  | California Lutheran    | FA       |
| Harris, Mackel         | CB   | 6-0  | 195 | 10/9/57   | Georgia Tech           | FA       |
| Helm, Mike             | LB   | 6-4  | 225 | 1/7/57    | Georgia Tech           | FA       |
| Himic, Jim             | OL   | 6-5  | 244 | 10/5/57   | West Virginia          | FA       |
| Hogan, Hoskin          | QB   | 6-1  | 179 | 10/24/57  | Ft. Hays (Kan.)        | FA       |
| Hogeboom, Gary         | QB   | 6-4  | 201 | 8/21/58   | Central Michigan       | D-5      |
| Howlett, Jay           | DB   | 6-5  | 256 | 3/23/58   | Holy Cross             | FA       |
| Hurt, Eric             | DB   | 5-11 | 171 | 6/11/57   | San Jose State         | FA       |
| Johnson, Mike          | DL   | 6-4  | 295 | 4/20/56   | Kentucky State         | FA       |
| Johnston, Mitchell     | OL   | 6-3  | 241 | 7/18/57   | E. Carolina            | FA       |
| Jones, James           | RB   | 5-10 | 201 | 12/6/58   | Mississippi State      | D-3B     |
| Jones, Mike            | DB   | 6-1  | 180 | 11/22/54  | North Texas State      | FA       |
| Kelly, Kevin           | OL   | 6-4  | 220 | 4/19/58   | Duke                   | FA       |
| Leer, Bill             | OL   | 6-5  | 250 | 5/21/57   | Colorado State         | FA       |
| Locklin, Ray           | RB   | 6-2  | 214 | 9/12/57   | New Mexico State       | FA       |
| Mancuso, Mike          | QB   | 6-4  | 204 | 12/26/57  | Nebraska-Omaha         | FA       |
| McBrayer, Edward       | RB   | 6-0  | 184 | 4/22/57   | Concordia              | FA       |
| McCall, Don            | DB   | 5-11 | 192 | 3/18/56   | Washington State       | FA       |
| McCulloch, Robert      | P-K  | 6-3  | 210 | 5/8/55    | Arkansas               | FA       |
| Murphy, Matt           | LB   | 6-2  | 224 | 1/28/58   | Western Michigan       | FA       |
| Natale, Mike           | TE   | 6-3  | 231 | 9/20/58   | Marshall               | FA       |
| Newsome, Timmy         | RB   | 6-1  | 227 | 5/17/58   | Winston-Salem          | D-6      |
| Padjen, Gary           | LB   | 6-2  | 241 | 7/2/58    | Arizona State          | D-11     |
| Petersen, Kurt         | OL   | 6-4  | 251 | 6/17/57   | Missouri               | D-4      |
| Pittard, Bob           | P-K  | 6-3  | 185 | 12/20/56  | McMurry                | FA       |
| Prather, Guy           | LB   | 6-1  | 226 | 3/28/58   | Grambling              | FA       |
| Quittler, Levell       | LB   | 5-11 | 189 | 1/28/58   | Pacific                | FA       |
| Richardson, Mike       | RB   | 5-10 | 190 | 6/23/57   | East Texas State       | FA       |
| Roe, Bill              | LB   | 6-3  | 230 | 2/6/58    | Colorado               | D-3A     |
| Ross, Mark             | P    | 5-10 | 169 | 11/2/57   | N.E. Oklahoma          | FA       |
| Roveto, John           | P-K  | 5-11 | 173 | 2/20/58   | Southwest Louisiana    | FA       |
| Russell, Wayne         | RB   | 6-1  | 221 | 8/23/54   | Cheyney St.            | FA       |
| Savage, Larry          | RB   | 6-3  | 221 | 6/18/57   | Michigan State         | D-8      |
| Silverman, Craig       | OL   | 6-3  | 250 | 12/11/57  | Nevada-Las Vegas       | FA       |
| Smerek, Donald         | DL   | 6-7  | 246 | 12/20/57  | Nevada-Reno            | FA       |
| Smith, Roosevelt       | RB   | 5-10 | 199 | 1/31/58   | Michigan               | FA       |
| Solomon, Roland        | DB   | 6-4  | 196 | 2/6/56    | Utah                   | FA       |
| Streelman, Brad        | DL   | 6-4  | 237 | 4/15/58   | USC                    | FA       |
| Tatum, John            | RB   | 5-11 | 197 | 10/25/58  | Arkansas               | FA       |
| Teague, Matthew        | LB   | 6-4  | 231 | 10/22/58  | Prairie View           | D-10     |
| Vaughn, Mike           | WR   | 5-10 | 176 | 11/12/57  | Southern               | FA       |
| Vernon, Skip           | K    | 5-9  | 179 | 10/12/56  | New Mexico State       | FA       |
| Walker, Lyle           | OL   | 6-3  | 240 | 3/29/57   | Southeast Louisiana    | FA       |
| Ward, Herb             | DB   | 5-11 | 181 | 11/12/57  | USC                    | FA       |
| Warren, Scott          | LB   | 6-2  | 211 | 4/11/58   | Florida State          | FA       |
| Webster, Stan          | WR   | 5-10 | 180 | 5/7/58    | San Jose State         | FA       |
| Wells, Norm            | DL   | 6-5  | 261 | 9/8/57    | Northwestern           | D-12     |
| Westlund, Roger        | OL   | 6-4  | 249 | 2/2/57    | Washington             | FA       |
| Wickam, Andre          | LB   | 6-2  | 216 | 8/1/58    | Morgan State           | FA       |
| Williams, Milton       | DB   | 6-0  | 183 | 6/18/58   | Norwich                | FA       |
| Willis, Sammy          | WR   | 6-1  | 180 | 3/11/57   | Louisiana Tech         | FA       |
| Winston, Maurier       | OL   | 6-5  | 236 | 3/4/58    | Maryland-Eastern Shore | FA       |
| Woodward, Doug         | QB   | 6-3  | 193 | 9/12/58   | Pace                   | FA       |

# Cowboys 1980 Veteran Roster

| NO. | NAME              | POS. | HT.  | WT. | BIRTHDATE | COLLEGE           | NFL<br>YEAR |
|-----|-------------------|------|------|-----|-----------|-------------------|-------------|
| 31  | Barnes, Benny     | CB   | 6-1  | 195 | 3/3/51    | Stanford          | 9           |
| 76  | Bethea, Larry     | DT   | 6-5  | 254 | 7/21/56   | Michigan State    | 3           |
| 53  | Breunig, Bob      | LB   | 6-2  | 225 | 7/4/53    | Arizona State     | 6           |
| 66  | Brinson, Larry    | RB   | 6-0  | 214 | 6/6/54    | Florida           | 4           |
| 59  | Brown, Guy        | LB   | 6-4  | 228 | 6/1/55    | Houston           | 4           |
| 18  | Carano, Glenn     | QB   | 6-3  | 202 | 11/18/55  | Nevada-Las Vegas  | 4           |
| 63  | Cole, Larry       | DT   | 6-5  | 252 | 11/15/46  | Hawaii            | 13          |
| 61  | Cooper, Jim       | T    | 6-5  | 260 | 9/28/55   | Temple            | 4           |
| 84  | Cosbie, Doug      | TE   | 6-6  | 230 | 3/27/56   | Santa Clara       | 2           |
| 67  | Donovan, Pat      | T    | 6-4  | 250 | 7/1/53    | Stanford          | 6           |
| 33  | Dorsett, Tony     | RB   | 5-11 | 190 | 4/7/54    | Pittsburgh        | 4           |
| 89  | DuPree, Billy Joe | TE   | 6-4  | 229 | 3/7/50    | Michigan State    | 8           |
| 78  | Dutton, John      | DL   | 6-7  | 265 | 2/6/51    | Nebraska          | 7           |
| 62  | Fitzgerald, John  | C    | 6-5  | 260 | 4/16/48   | Boston College    | 10          |
| 71  | Frederick, Andy   | T    | 6-6  | 255 | 7/25/54   | New Mexico        | 4           |
| 58  | Hegman, Mike      | LB   | 6-1  | 225 | 1/17/53   | Tennessee State   | 5           |
| 80  | Hill, Tony        | WR   | 6-2  | 198 | 6/23/56   | Stanford          | 4           |
| 42  | Hughes, Randy     | S    | 6-4  | 207 | 4/3/53    | Oklahoma          | 6           |
| 57  | Huther, Bruce     | LB   | 6-1  | 230 | 7/23/54   | New Hampshire     | 4           |
| 86  | Johnson, Butch    | WR   | 6-1  | 192 | 5/28/54   | UC-Riverside      | 5           |
| 72  | Jones, Ed         | DE   | 6-9  | 270 | 2/23/51   | Tennessee State   | 6           |
| 25  | Kyle, Aaron       | CB   | 5-11 | 185 | 4/6/54    | Wyoming           | 5           |
| 35  | Laidlaw, Scott    | FB   | 6-0  | 205 | 2/17/53   | Stanford          | 6           |
| 66  | Lawless, Burton   | G    | 6-4  | 255 | 11/1/53   | Florida           | 6           |
| 50  | Lewis, D. D.      | LB   | 6-1  | 215 | 10/16/45  | Mississippi State | 12          |
| 22  | Manning, Wade     | CB   | 5-11 | 190 | 7/25/55   | Ohio State        | 2           |
| 79  | Martin, Harvey    | DE   | 6-5  | 250 | 11/16/50  | East Texas State  | 8           |
| 34  | Mitchell, Aaron   | CB   | 6-1  | 196 | 12/15/56  | Nevada-Las Vegas  | 2           |
| 44  | Newhouse, Robert  | FB   | 5-10 | 215 | 1/9/50    | Houston           | 9           |
| 88  | Pearson, Drew     | WR   | 6-0  | 183 | 1/12/51   | Tulsa             | 8           |
| 26  | Pearson, Preston  | RB   | 6-1  | 196 | 1/17/45   | Illinois          | 14          |
| 64  | Rafferty, Tom     | G    | 6-3  | 250 | 8/2/54    | Penn State        | 5           |
| 87  | Saldi, Jay        | TE   | 6-3  | 227 | 10/8/54   | South Carolina    | 5           |
| 68  | Scott, Herbert    | G    | 6-2  | 252 | 1/18/53   | Virginia Union    | 6           |
| 1   | Septien, Rafael   | K    | 5-9  | 171 | 12/12/53  | SW Louisiana      | 4           |
| 52  | Shaw, Robert      | C    | 6-4  | 260 | 10/15/56  | Tennessee         | 2           |
| 20  | Springs, Ron      | FB   | 6-1  | 210 | 11/4/56   | Ohio State        | 2           |
| 65  | Stalls, Dave      | DT   | 6-4  | 255 | 9/19/55   | Northern Colorado | 4           |
| 77  | Thornton, Bruce   | DL   | 6-5  | 266 | 2/14/58   | Illinois          | 2           |
| 32  | Thurman, Dennis   | DB   | 5-11 | 170 | 4/13/56   | Southern Cal      | 3           |
| 41  | Waters, Charlie   | S    | 6-2  | 200 | 9/10/48   | Clemson           | 10          |
| 11  | White, Danny      | QB-P | 6-2  | 192 | 2/9/52    | Arizona State     | 5           |
| 54  | White, Randy      | DT   | 6-4  | 250 | 1/15/53   | Maryland          | 6           |
| 81  | Wilson, Steve     | CB   | 5-10 | 192 | 8/24/57   | Howard            | 2           |

# Cowboys Honors

## PRO BOWL

- 1961—Jim Doran, WR (1st appearance).
- 1962—Dick Bielski, TE (1); Don Perkins, RB (1).
- 1963—Don Bishop, CB (1); Eddie LeBaron, QB (1); Bob Lilly, DE (1); Don Perkins, RB (2); Jerry Tubbs, LB (1).
- 1964—Sam Baker, K (1); Lee Folkins, TE (1); Don Perkins, RB (3).
- 1965—Bob Lilly, DT (2); Mel Renfro, S (1).
- 1966—Cornell Green, CB (1); Mel Renfro, S (2); Chuck Howley, LB (1); George Andrie, DE (1); Bob Lilly, DT (3); Bob Hayes, WR (1).
- 1967—George Andrie, DE (2); Cornell Green, CB (2); Bob Hayes, WR (2); Chuck Howley, LB (2); Bob Lilly, DT (4); Dave Manders, C (1); Don Meredith, QB (1); Don Perkins, RB (4); Mel Renfro, S (3).
- 1968—George Andrie, DE (3); Cornell Green, CB (3); Bob Hayes, WR (3); Chuck Howley, LB (3); Lee Roy Jordan, LB (1); Bob Lilly, DT (5); Ralph Neely, T (1); Don Perkins, RB (5); Mel Renfro, S (4).
- 1969—George Andrie, DE (4); Chuck Howley, LB (4); Lee Roy Jordan, LB (2); Bob Lilly, DT (6); Don Meredith, QB (2); John Niland, G (1); Don Perkins, RB (6); Mel Renfro, S (5).
- 1970—George Andrie, DE (5); Calvin Hill, RB (1); Chuck Howley, LB (5); Lee Roy Jordan, LB (3); Bob Lilly, DT (7); Ralph Neely, T (2); John Niland, G (2); Mel Renfro, S (6).
- 1971—Bob Lilly, DT (8); John Niland, G (3); Mel Renfro, CB (7).
- 1972—Bob Lilly, DT (9); John Niland, G (4); Mel Renfro, CB (8); Cornell Green, S (4); Rayfield Wright, T (1); Roger Staubach, QB (1); Ron Widby, P (1); Chuck Howley, LB (6); Duane Thomas (1, injured).
- 1973—Bob Lilly, DT (10, injured); Mel Renfro, CB (9); Cornell Green, S (5); John Niland, G (5); Calvin Hill, RB (2); Rayfield Wright, T (2); Walt Garrison (1).
- 1974—Mel Renfro, CB (10); John Niland, G (6); Rayfield Wright, T (3); Bob Lilly, DT (11, injured); Lee Roy Jordan, LB (4, injured); Calvin Hill, RB (3, injured).
- 1975—Lee Roy Jordan, LB (5); Rayfield Wright, T (4); Calvin Hill, RB (4); Cliff Harris, S (1); Blaine Nye, G (1); Drew Pearson, WR (1).
- 1976—Cliff Harris, S (2); Rayfield Wright, T (5).
- 1977—Billy Joe DuPree, TE (1); Cliff Harris, S (3); Harvey Martin, DE (1); Blaine Nye, G (2); Drew Pearson, WR (2); Roger Staubach, QB (2); Charlie Waters, S (1); Rayfield Wright, T (6).
- 1978—Billy Joe DuPree, TE (2); Cliff Harris, S (4); Efen Herrera, K (1); Harvey Martin, DE (2); Drew Pearson, WR (3); Roger Staubach, QB (3); Charlie Waters, S (2); Randy White, DT (1).
- 1979—Tony Dorsett, RB (1); Billy Joe DuPree, TE (3); Cliff Harris, S (5); Thomas Henderson, LB (1); Tony Hill, WR (1); Harvey Martin, DE (3); Roger Staubach, QB (4); Charlie Waters, S (3); Randy White, DT (2).
- 1980—Bob Breunig, LB (1); Pat Donovan, T (1); Cliff Harris, S (6); Tony Hill, WR (2); Harvey Martin, DE (4); Herbert Scott, G (1); Roger Staubach, QB (5); Randy White, DT (3).

## ALL-PRO

- 1962—Don Perkins, RB (1), (AP, NEA); Jerry Tubbs, LB (1), (Sporting News).
- 1963—Chuck Howley, LB (1), (Sporting News).
- 1964—Frank Clarke, TE-WR (1), (AP); Bob Lilly, DT (1), (AP, UPI, NEA); Jim Ridlon, DB (1), (Sporting News).
- 1965—Bob Lilly, DT (2), (AP, UPI, NEA, Sporting News); Mel Renfro, S (1), (NEA, Sporting News); Bob Hayes, WR (1), (Sporting News).

- 1966—Bob Hayes, WR (2), (AP, UPI, NEA, Sporting News); Bob Lilly, DT (3), (AP, UPI, NEA, Sporting News); Chuck Howley, LB (2), (AP, UPI, NEA); Cornell Green, CB (1), (AP, NEA, Sporting News); Dan Reeves, RB (1), (Sporting News); Ralph Neely, T (1), (Sporting News); Lee Roy Jordan, LB (1), (Sporting News).
- 1967—George Andrie, DE (1), (Sporting News); Cornell Green, CB (2), (NEA, UPI, AP, Sporting News); Bob Hayes, WR (3), (Sporting News); Chuck Howley, LB (3), (AP, Sporting News); Bob Lilly, DT (4), (NEA, UPI, AP, Sporting News); Ralph Neely, T (2), (UPI, AP, Sporting News); Mel Renfro, S (2), (Sporting News).
- 1968—Cornell Green, CB (3), (NEA); Bob Hayes, WR (4), (AP); Chuck Howley, LB (4), (AP, NEA); Bob Lilly, DT (5), (AP, UPI, NEA); Ralph Neely, T (3), (AP, UPI, NEA).
- 1969—Cornell Green, CB (4), (UPI); Calvin Hill, RB (1), (AP, UPI); Chuck Howley, LB (5), (AP, UPI, NEA); Bob Lilly, DT (6), (AP, NEA); Ralph Neely, T (4), (AP, UPI, NEA); John Niland, G (1), (AP); Mel Renfro, S (3), (NEA).
- 1970—Chuck Howley, LB (6), (PFWA, AP).
- 1971—Bob Lilly, DT (7), (AP, PFWA, NEA); Mel Renfro, CB (4), (NEA); John Niland, G (2), (AP, PFWA); Rayfield Wright, T (1), (AP, PFWA).
- 1972—Rayfield Wright, T (2), (PFWA, AP, UPI, NEA); John Niland, G (3), (AP); Blaine Nye, G (1), (NEA).
- 1973—Mel Renfro, CB (5), (NEA, PFWA); Rayfield Wright, T (3), (AP, PFWA); Lee Roy Jordan, LB (2), (NEA, PFWA); Calvin Hill, RB (2), (PFWA).
- 1974—Drew Pearson, WR (1), (AP, PFWA).
- 1975—Cliff Harris, S (1), (NEA); Rayfield Wright, T (4), (NEA).
- 1976—Cliff Harris, S (2), (AP, NEA, PFWA); Drew Pearson, WR (2), (AP, PFWA).
- 1977—Cliff Harris, S (3), (AP, NEA, PFWA); Efen Herrera, K (1), (AP, NEA, PFWA); Harvey Martin, DE (1), (AP, NEA, PFWA); Drew Pearson, WR (3), (AP, NEA, PFWA); Charlie Waters, S (1), (PFWA).
- 1978—Cliff Harris, S (4), (AP, PFWA); Charlie Waters, S (2), (NEA, PFWA); Randy White, DT, (1), (AP, NEA, PFWA).
- 1979—Randy White, DT (AP, NEA, PFWA).

## Cowboys All-Time College Roster

Abilene Christian 1; Alabama 2; Amherst 1; Arizona 3; Arizona State 2; Auburn 2; Austin College 1; Austin Peay 1; Baylor 6; Bishop 1; Boise State 1; Boston College 2; Boston U. 1; California 1; California Poly 1; Cal-Riverside 1; Central Okla. State 1; Chattanooga 1; City College of Los Angeles 1; Clemson 4; Colorado 2; Colorado State 1; Dayton 1; Duke 1; East Carolina 1; East Texas State 1; Eastern Illinois 1; Elizabeth City State 1; Florida 2; Florida A&M 1; Florida State 2; Fort Valley State 1.

Georgia Tech 4; Hawaii 2; Heidelberg 1; Henderson J.C. 1; Houston 5; Howard 1; Humboldt State 1; Illinois 3; Indiana 1; Iowa 2; Iowa State 3; Jackson State 2; Johnson C. Smith 1; Kansas 1; Kansas State 1; Kentucky 1; Kutztown State 1; Lamar Tech 1; Langston, Okla. 1; Livingston State 1; Long Beach State 3; Louisiana State 2; Marquette 2; Maryland 4; Michigan 2; Michigan State 8; Minnesota 1; Mississippi 2; Mississippi State 2; Mississippi Valley 1; Montana State 1; Morgan State 1; Naval Academy 1; Nebraska 2; Nevada-Las Vegas 2; New Hampshire 1; New Mexico 3; New Mexico State 1.

North Alabama 1; North Carolina A&T 2; North Carolina State 2; North Texas State 2; Northern Arizona 1; Northern Colorado 1; Northwest Louisiana 1; Northwestern 2; Notre Dame 1; Ohio State 3; Oklahoma 7; Oklahoma State 1; Oregon 6; Oregon State 2; Ouachita Baptist 1; Pacific, Calif. 5; Pacific, Ore. 1; Pennsylvania 1; Penn State 2; Pittsburgh 2; Prairie View 1; Purdue 1; Redlands 1; Rice 6; San Jose State 1; Santa Clara 1; Seattle 1; South Carolina 2; Southern California 3; Southern Illinois 1; Southern Methodist 9; Southern Mississippi 2; Southern U. 2.

Southwestern Louisiana 2; Stanford 6; Syracuse 2; Temple 1; Tennessee 7; Tennessee State 2; Texas 3; Texas A&M 3; Texas Christian 2; Texas-El Paso 1; Texas Tech 2; Trinity, Tex. 1; Tulsa 5; UCLA 5; Utah 3; Utah State 3; Vanderbilt 2; Villanova 1; Virginia 2; Virginia Union 1; Wake Forest 1; Washington 5; Weber State 1; West Texas State 1; West Virginia 1; Western Illinois 1; Wisconsin 1; Wyoming 3; Yale 1.

# Cowboys All-Time Draft

## 1961

### (Drafted 2nd)

- (A) NO CHOICE**  
Choice traded along with sixth choice to Washington for EDDIE LeBARON.
- (B) BOB LILLY**  
T. Texas Christian University, 6-5, 242 - Choice from Cleveland for first round pick in 1962.
- E. J. HOLUB**  
LB, Texas Tech, 6-4, 218 (went to AFL).
- STEW BARBER**  
G, Penn State, 6-3, 230 (went to AFL).
- SONNY DAVIS**  
E, Baylor, 6-2, 210.
- NO CHOICE**  
Choice traded to San Francisco for GENE BABB.
- NO CHOICE**  
Choice traded, along with first choice, to Washington for LeBARON.
- ART GILMORE**  
HB, Oregon State, 6-0, 200.
- DDN TALBERT**  
T, Texas, 6-5, 220.
- GLENN GREGORY**  
HB, SMU, 6-2, 195.
- NO CHOICE**  
Choice traded to Green Bay for FRED CONE.
- NORRIS STEVENSON**  
HB, Missouri, 6-1, 205.
- LOWNDES SHINGLER**  
QB, Clemson, 6-1, 205.
- DON GOODMAN**  
HB, Florida, 6-0, 200.
- BILL SHAW**  
T, Georgia Tech, 6-3, 222 (went to AFL).
- JULIUS VARNADO**  
T, San Francisco State, 6-4, 220 (went to AFL).
- JERRY STEFFEN**  
HB, Colorado, 6-10, 190.
- EVERETT CLOUD**  
HB, Maryland, 6-0, 190.
- RANDY WILLIAMS**  
HB, Indiana, 6-3, 208.
- LYNN HOYEM**  
C, Long Beach State, 6-4, 225.
- JERRY MORGAN**  
QB, Iowa State, 6-3, 195.

## 1962

### (Drafted 4th)

- NO CHOICE**  
Choice traded to Cleveland for first round pick in 1961 when Cowboys picked BOB LILLY.
- SONNY GIBBS\***  
QB, TCU, 6-7, 225.
- (A) NO CHOICE**  
Choice to Chicago for DON MER-EDITH.
- (B) BOBBY PLUMMER**  
G, TCU, 6-2, 235 - Choice from Cleveland for DUANE PUTNAM.
- NO CHOICE**  
Choice to San Francisco for BILL HERCHMAN.
- NO CHOICE**  
Choice to Los Angeles for JIMMY HARRIS.
- (A) DONNIE DAVIS**  
E, Southern University, 6-2, 235.
- (B) GEORGE ANDRIE**  
E, Marquette, 6-7, 247 - Choice and ALLEN GREEN from New York for FRED DUGAN.

## 7. NO CHOICE

Choice to Los Angeles for JOHN HOUSER.

- KEN TUREAUD**  
B, Michigan, 6-1, 198.
- NO CHOICE**  
Choice to Baltimore for DON PERKINS.
- JOHN M. LONGMEYER**  
C, Southern Illinois, 6-3, 230.
- LARRY HUDAS**  
E, Michigan State, 6-4, 208.
- NO CHOICE**  
Choice to Green Bay for STEVE MEILINGER.
- ROBERT MOSES**  
E, Texas, 6-3, 211.
- HAROLD HAYS\***  
C, Southern Mississippi, 6-3, 218.
- GUY REESE**  
T, SMU, 6-5, 238.
- ROBERT JOHNSTON**  
T, Rice, 6-4, 215.
- RAY JACOBS**  
T, Howard Payne, 6-3, 265 (went to AFL).
- DAVE CLOUTIER\***  
B, Maine, 6-0, 195 (went to AFL).
- PAUL HOLMES**  
T, Georgia, 6-5, 220.
- AMOS BULLOCKS**  
B, Southern Illinois, 6-1, 197.

## 1963

### (Drafted 5th)

- LEE ROY JORDAN**  
LB, Alabama, 6-2, 210.
- NO CHOICE**  
Choice traded, along with ninth choice, to Chicago for CHUCK HOWLEY.
- JIM PRICE**  
LB, Auburn, 6-3, 225.
- WHALEY HALL\***  
G, Mississippi, 6-3, 230.
- NO CHOICE**  
Choice traded to New York for DICK NOLAN.
- NO CHOICE**  
Choice traded to Green Bay for JOHN SUTRO.
- MARY CLOTHIER**  
G, Kansas, 6-4, 220.
- NO CHOICE**  
Choice traded to Green Bay for LEE FOLKINS.
- NO CHOICE**  
Choice traded to Chicago.
- ROD SCHEYER**  
T, Washington, 6-2, 220.
- RAY SCHENKE**  
C, SMU, 6-3, 225.
- BILL PERKINS**  
B, Iowa, 6-2, 218.
- PAUL WICKER\***  
T, Fresno State, 6-5, 248.
- LOU CIOCI**  
LB, Boston College, 6-2, 225.
- JERRY OVERTON**  
B, Utah, 6-2, 192.
- DENNIS GOLDEN**  
T, Holy Cross, 6-4, 235.
- ERNEST PARKS\***  
G, McMurry, 6-4, 230 (went to AFL).
- BILL FRANK**  
T, Colorado, 6-4, 250.
- JIM STIGER**  
B, Washington, 5-11, 195.
- TOMMY LUCAS**  
E, Texas, 6-3, 218.

\*Drafted as Future

## 1964

### (Drafted 4th)

- NO CHOICE**  
Choice traded to Pittsburgh for BUDDY DIAL.
- MEL RENFRO**  
B, Oregon, 6-0, 195.
- NO CHOICE**  
Choice traded to Los Angeles for BOB LONG and JOHN MEYERS.
- PERRY LEE DUNN**  
B, Mississippi, 6-2, 205.
- NO CHOICE**  
Choice traded to Green Bay for GARY BARNES.
- (A) BILLY LOTHBRIDGE**  
QB, Georgia Tech, 6-1, 188.
- (B) JIM CUNRY**  
E, Cincinnati, 6-4, 215 - Choice from Cleveland for ANDY CVERC-KO.
- (C) JIMMY EVANS**  
E, Texas Western, 6-1, 194 - Choice from Green Bay for JERRY NORTON.
- BOB HAYES\***  
WR, Florida A & M, 5-11, 189.
- AL GEVERINK**  
B, UCLA, 6-2, 190.
- JAKE KUPP**  
E, Washington, 6-3, 215.
- ROGER STAUBACH\***  
QB, Navy, 6-2, 190.
- BOBBY CRENSHAW**  
G, Baylor, 6-3, 230 (went to AFL).
- JOHNNY NORMAN**  
E, Northwestern Louisiana, 6-1, 185.
- JERRY RHOME**  
QB, Tulsa, 6-0, 185.
- JIM WARDEN**  
LB, Weinberg, 6-1, 230.
- BILL VAN BURKLEO**  
B, Tulsa, 5-11, 185.
- PAUL CERCEL**  
C, Pittsburgh, 6-2, 222.
- HARRY ABELL**  
E, Missouri, 6-3, 212 (went to AFL).
- NO SELECTION**  
Player chosen not eligible.
- H. D. MURPHY**  
B, Oregon, 6-0, 190.
- JOHN HUGHES**  
LB, SMU, 6-2, 220.

## 1965

### (Drafted 5th)

- CRAIG MORTON**  
QB, California, 6-4, 215.
- MALCOLM WALKER**  
LB, Rice, 6-4, 245.
- NO CHOICE**  
Choice traded to Green Bay (who traded it to New York) for JOHN ROACH.
- (A) JIM SIDLE**  
B, Auburn, 6-2, 235.
- (B) BOB SVIHUS**  
T, USC, 6-4, 240 (went to AFL) - Choice from Detroit for SON-NY GIBBS.
- ROGER PETTEE**  
LB, Florida, 6-4, 230.
- SONNY UTZ**  
RB, VPI, 5-11, 215.
- BRIG OWENS**  
B, Cincinnati, 5-11, 183.
- RUSSELL WAYT**  
LB, Rice, 6-4, 235.

9. **JIM ZANIOS**  
FB, Texas Tech. 6-0, 215.
10. **GAYLON McCOLLOUGH**  
C. Alabama, 6-3, 215.
11. **JETHRO PUGH**  
T. Elizabeth City State, 6-6, 255.
12. **ERNE KELLERMAN**  
QB, Miami (Ohio), 6-0, 175.
13. **JACK SCHRAUB**  
E. California, 6-6, 210.
14. **GARRY PORTERFIELD**  
E. Tulsa, 6-3, 235.
15. **GENE FOSTER**  
B. Arizona State, 6-0, 195 (went to AFL).
16. **DOUG McDUGAL**  
E. Oregon State, 6-4, 228.
17. **MITCH JOHNSON**  
T. UCLA, 6-4, 245.
18. **MARTIN AMSLER**  
T. Evansville, 6-5, 250.
19. **MARV RETTENMUND**  
HB, Ball State, 5-10, 195.
20. **RON BARLOW\***  
T. Kansas State, 6-2, 230.

## 1966

### (Drafted 5th)

1. **JOHN NILAND**  
G. Iowa, 6-3, 245.
2. **WILLIE TOWNES\***  
DE, Tulsa, 6-5, 265.
3. **NO CHOICE**  
Choice to San Francisco for LEON DONOHUE.
4. **NO CHOICE**  
Choice to Baltimore for RALPH NEELY.
5. **(A) NO CHOICE**  
Choice to San Francisco for J. D. SMITH.
5. **(B) WALT GARRISON**  
RB, Oklahoma State, 6-0, 209 - Choice from Baltimore thru Detroit for AMOS MARSH.
6. **BOB DUNLEVY**  
E. West Virginia, 6-4, 195.
7. **ART ROBINSON**  
E. Florida A & M, 6-0, 208.
8. **DDN KUNIT**  
RB, Penn State, 6-2, 200.
9. **DARRELL ELAM**  
FL, West Virginia Tech, 6-2, 189.
14. **LEWIS TURNER**  
RB, Norfolk State, 6-2, 183.
15. **MARK CARTUNG\***  
DT, Oregon State, 6-4, 255.
16. **TOM PIGGEE**  
RB, San Francisco State, 5-11, 200.
17. **GEORGE ALLEN**  
T, West Texas State, 6-7, 245 (went to AFL).
18. **STEVE ORR**  
DT, Washington, 6-4, 230.
19. **BYRON JOHNSON**  
E. Central Washington State, 6-5, 255.
20. **LOU HUDSON**  
FL, Minnesota, 6-5, 220.

## 1967

### (Drafted 23rd)

1. **NO CHOICE**  
Choice given along with second and two fifths, to Houston for RALPH NEELY.
2. **NO CHOICE**  
NEELY trade.
3. **PHIL CLARK**  
DB, Northwestern, 6-2, 207.
4. **CURTIS MARKER**  
G, Northern Michigan, 6-2, 253.

5. **(A) NO CHOICE**  
Choice and JIM STEFFEN from Washington for BRIG OWENS, MITCH JOHNSON & JAKE KUPP. NEELY trade.
5. **(B) NO CHOICE**  
Choice from Cleveland for JOE BOB ISBELL. NEELY trade.
5. **(C) NO CHOICE**  
Choice to Green Bay for HENRY GREMMINGER.
6. **SIMS STOKES**  
E. Northern Arizona, 6-1, 198.
7. **RAYFIELD WRIGHT**  
T, Ft. Valley State, 6-7, 235.
8. **STEVE LAUB**  
QB, Illinois Wesleyan, 6-1, 190.
9. **BYRON MORGAN**  
DB, Findlay (Ohio), 6-3, 212.
10. **EUGENE BOWEN**  
RB, Tennessee A&I, 5-8, 210.
10. **MASON MITCHELL**  
RB, Washington, 6-1, 170.
11. **AUSTIN DENNEY\***  
E. Tennessee, 6-2, 225.
12. **(A) LES SHY**  
RB, Long Beach State, 6-1, 200 - Choice from Pittsburgh for LEE FOLKINS.
12. **(B) CRAIG BAYNHAM\***  
RB, Georgia Tech, 6-1, 200.
11. **RONNIE LAMB**  
B. South Carolina, 6-2, 216.
11. **PAT RILEY**  
E. Kentucky, 6-2, 205.
12. **HAROLD DETERS**  
K, North Carolina State, 6-0, 200.
13. **AL KERKIAN**  
DE, Akron, 6-6, 235.
14. **TOM BOYD**  
G, Tarleton State, 6-3, 250.
15. **LEAVIE DAVIS**  
DB, Edward Waters College (Florida), 6-4, 210.
16. **PAUL BROTHERS**  
HB, Oregon State, 6-1, 195.
17. **GEORGE ADAMS**  
LB, Morehead State (Kentucky), 6-2, 218.

## 1968

### (Drafted Alternately 20th, 19th, 21st)

1. **DENNIS HDMAN**  
FL, Alabama, 6-1, 181.
2. **DAVID McDANIELS**  
E. Mississippi Valley, 6-4, 200.
3. **(A) NO CHOICE**  
Choice to Minnesota for LANCE RENTZEL.
3. **(B) ED HARMON**  
LB, Louisville, 6-4, 246 - Choice from Chicago for AUSTIN DENNEY and MAC PERCIVAL.
4. **(A) NO CHOICE**  
Choice to New Orleans for LARRY STEPHENS.
4. **(B) JOHN DOUGLAS**  
LB, Missouri, 6-2, 215 - Choice from New York for JIM COLVIN.
5. **BLAINE NYE**  
G. Stanford, 6-4, 255.
6. **D. D. LEWIS**  
LB, Mississippi State, 6-1, 210.
7. **BOB TAUCHER**  
T, Nebraska, 6-4, 251.
8. **FRANK BROWN**  
DE, Albany (Ga.) State, 6-3, 249.
9. **KEN KMIEC**  
DB, Illinois, 6-2, 187.
10. **BEN OLISON**  
FL, Kansas, 6-1, 170.
11. **RON SHOTTS**  
RB, Oklahoma, 6-0, 206.

12. **WILSON WHITTY**  
LB, Boston University, 6-3, 224.
13. **CARTER LORD**  
TE, Harvard, 6-2, 214.
14. **RON WILLIAMS**  
QB, West Virginia, 6-2, 190.
15. **TOMMY LUNCFORD**  
P. Auburn, 6-2, 202.
16. **LARRY COLE**  
DE, Hawaii, 6-5, 250.
17. **GEORGE NORDGREN**  
RB, Houston, 6-0, 200.

## 1969

### (Drafted Alternately 24th, 23rd, 22nd)

1. **CALVIN HILL**  
RB, Yale, 6-3, 230.
2. **RICHMOND FLOWERS**  
WR, Tennessee, 6-0, 183.
3. **(A) TOM STINCIC**  
LB, Michigan, 6-2, 226.
3. **(B) HALVOR HAGEN**  
DE, Weber State, 6-5, 250 - Choice from San Francisco for HAROLD HAYS.
4. **NO CHOICE**  
Choice to New Orleans for DAVE SHAMONS.
5. **(A) NO CHOICE**  
Choice to Baltimore for ANDY STYNCHULA.
5. **(B) CHUCK KYLE**  
LB, Purdue, 6-1, 220 - Choice from Los Angeles for COY BACON.
6. **RICH SHAW**  
FL, Arizona State, 6-4, 205.
7. **LARRY BALES**  
WR, Emory & Henry, 5-11, 185.
8. **ELMER BENDHARDT**  
LB, Missouri, 6-2, 200.
9. **CLAXTON WELCH**  
RB, Oregon, 5-11, 200.
10. **STUART GOTTLIEB**  
G. Weber State, 6-5, 250.
11. **CLARENCE WILLIAMS**  
DT, Prairie View A & M, 6-5, 250.
12. **BOB BELDEN**  
QB, Notre Dame, 6-2, 210.
13. **RENE MATISON**  
WR, New Mexico, 6-0, 185.
14. **GERALD LUTRI**  
T, Northern Michigan, 6-4, 256.
15. **BILL JUSTUS**  
DB, Tennessee, 6-1, 180.
16. **FLOYD KERR**  
DB, Colorado State, 6-3, 195.
17. **BILL BAILEY**  
DT, Lewis & Clark, 6-4, 260.

## 1970

### (Drafted 23rd)

1. **DUANE THOMAS**  
RB, West Texas, 6-1, 220.
2. **(A) BOB ASHER**  
T, Vanderbilt, 6-5, 250 - Choice from Chicago for CRAIG BAYNHAM and PHIL CLARK.
2. **(B) MARGENE ADKINS**  
WR, Henderson J. C., 5-10, 183.
3. **(A) CHARLIE WATERS**  
CB, Clemson, 6-1, 193 - Choice from Houston through Cleveland for JERRY RHOME.
3. **(B) STEVE KINER**  
LB, Tennessee, 6-1, 220 - Choice from Cleveland for JERRY RHOME.
3. **(C) DENTON FOX**  
S, Texas Tech, 6-2, 205.
4. **JOHN FITZGERALD**  
T, Boston College, 6-4, 265.
5. **NO CHOICE**  
Choice to St. Louis for BOBBY JOE CONRAD.

6. **PAT TOOMAY**  
DE, Vanderbilt, 6-5, 230.
7. **DON ABBEY**  
LB, Penn State, 6-2, 252.
8. **JERRY DOSSEY**  
G, Arkansas, 6-4, 244.
9. **ZENON ANDRUSZYHN**  
K, UCLA, 6-2, 212.
10. **PETE ATHAS**  
S, Dade J. C., 6-0, 186.
11. **IVAN SOUTHERLAND**  
DT, Clemson, 6-4, 245.
12. **JOE WILLIAMS**  
RB, Wyoming, 6-1, 193.
13. **MARK WASHINGTON**  
CB, Morgan State, 5-11, 183.
14. **JULIAN MARTIN**  
WR, North Carolina Central, 6-3, 190.
15. **KEN DeLONG**  
TE, Tennessee, 6-2, 223.
16. **SEABERN HILL**  
CB, Arizona State, 6-2, 195.
17. **GLENN PATTERSON**  
C, Nebraska, 6-3, 220.

## 1971

### (Drafted 25th)

1. **TODD SMITH**  
DE, Southern California, 6-5, 250.
2. **ISAAC THOMAS**  
CB, Bishop, 6-2, 190.
3. (A) **SAM SCARBER**  
RB, New Mexico, 6-2, 235 — Choice from St. Louis for JOHN WILBUR.
3. (B) **BILL GREGORY**  
DE, Wisconsin, 6-5, 240.
- (A) **JOE CARTER**  
TE, Grambling, 6-3, 219 — Choice from New Orleans for WILLIE TOWNES.
4. (B) **BUDDY MITCHELL**  
T, Mississippi, 6-5, 232.
5. **RON KADZIEL**  
LB, Stanford, 6-3, 215.
6. **STEVE MAIER**  
WR, Northern Arizona, 6-3, 192.
7. **BILL GRIFFIN**  
T, G. Catwba, 6-5, 250.
8. **RON JESSIE**  
WR, Kansas, 6-0, 183.
9. **HONOR JACKSON**  
WR, Pacific, 6-2, 190.
10. **ROONEY WALLACE**  
DT, New Mexico, 6-5, 260.
11. **ERNEST BONWELL**  
LB, Lane College, 6-4, 225.
12. **STEVE GOEPEL**  
QB, Colgate, 6-1½, 200.
13. **JAMES FORD**  
RB, Texas Southern, 6-0, 200.
14. **TYRONE COUZY**  
DB, Utah State, 6-1½, 194.
15. **BOB YOUNG**  
TE, Delaware, 6-5, 250.
16. **JOHN BRENNAN**  
T, Boston College, 6-2½, 260.
17. **JOHN BOMER**  
C, Memphis State, 6-3, 230.

## 1972

### (Drafted 26th)

1. **BILL THOMAS**  
RB, Boston College, 6-2, 225.
2. (A) **ROBERT NEWHOUSE**  
RB, Houston, 5-10, 202 — Choice from New England for HALVOR HAGEN and HONOR JACKSON.
2. (B) **JOHN BABINECZ**  
LB, Villanova, 6-1, 222 — Choice from New Orleans for MARGENE ADKINS.

2. (C) **CHARLES McKEE**  
WR, Arizona, 6-2, 199.
3. (A) **MIKE KELLER**  
LB, Michigan, 6-4, 221 — Choice from New England for HALVOR HAGEN and HONOR JACKSON.
3. (B) **MARV BATEMAN**  
P-K, Utah, 6-4, 213.
- (A) **TIM KEARNEY**  
LB, Northern Michigan, 6-2, 225 — Choice from New Orleans for JOE WILLIAMS.
4. (B) **ROBERT WEST**  
WR, San Diego State, 6-4, 218 — Choice from New England for STEVE KINER.
4. (C) **CHARLES ZAPLEC**  
LB, Penn State, 6-2, 222 — Choice from Detroit for RON JESSIE.
4. (D) **NO CHOICE**  
Choice to New Orleans for DON TALBERT.
5. **NO CHOICE**  
Choice to San Diego for TONY LISCIO.
6. **CHARLES BOLDEN**  
DB, Iowa, 6-3, 195.
7. **NO CHOICE**  
Choice to Chicago for LEE ROY CAFFEY.
8. **RALPH COLEMAN**  
LB, North Carolina A&T, 6-4, 216.
9. **ROY BELL**  
RB, Oklahoma, 5-10, 208.
10. **RICHARD AMMAN**  
DE, Florida State, 6-5, 234.
11. **LONNIE LEONARD**  
T, G. North Carolina A&T, 6-4, 244.
12. **JIMMY HARRIS**  
WR, Ohio State, 5-10, 180.
13. **JEAN FUGET**  
TE, Amherst, 6-3, 219.
14. **ALAN THOMPSON**  
RB, Wisconsin, 6-0, 225.
15. **CARLOS ALVAREZ**  
WR, Florida, 5-10, 184.
16. **GORDON LONGMIRE**  
QB, Utah, 6-1, 205.
17. **ALFONSO CAIN**  
DT, Bethune-Cookman, 6-3, 271.

## 1973

### (Drafted Alternately 20th, 22nd and 21st)

1. **BILLY JOE DUPREE**  
TE, Michigan State, 6-4, 225.
2. (A) **GOLDEN RICHARDS**  
WR, Hawaii, 6-0, 172 — Choice from Green Bay for RON WIDBY and IRE THOMAS.
2. (B) **NO CHOICE**  
Choice to Chicago as compensation for signing JACK CONCAN NON.
3. (A) **HARVEY MARTIN**  
DT, East Texas State, 6-5, 262 — Choice from Houston through New Orleans for TOM STINCIC.
3. (B) **NO CHOICE**  
Choice to New England for RON SELLERS.
4. **DRANE SCRIVENER**  
DB, Tulsa, 6-0, 176.
5. **BRUCE WALTON**  
T, UCLA, 6-6, 251.
6. **BOB LEVEN**  
G, Yale, 6-4, 256.
7. **RODRIGO BARNES**  
LB, Rice, 6-1, 215.
8. **DAN WERNER**  
QB, Michigan State, 6-4, 195.
9. **MIKE WHITE**  
CB, Minnesota, 6-0, 196.

10. **CARL JOHNSON**  
LB, Tennessee, 6-1, 225.
11. **GERALD CASWELL**  
G, Colorado State, 6-4, 250.
12. **JIM ARNESON**  
G, Arizona, 6-3, 235.
13. **JOHN SMITH**  
WR, UCLA, 6-1, 187.
14. **BOB THORNTON**  
G-C, North Carolina, 6-3, 234.
15. **WALT BAISY**  
LB, Grambling, 6-2, 222.
16. **JOHN CONLEY**  
TE, Hawaii, 6-2, 228.
17. **LES STRAYHORN**  
RB, East Carolina, 5-10, 205.

## 1974

### (Drafted Alternately 22nd, 21st, 20th and 23rd)

1. (A) **ED JONES**  
DE, Tennessee State, 6-8, 260 — Choice from Houston for TODD SMITH and BILLY PARKS.
1. (B) **CHARLES YOUNG**  
RB, North Carolina State, 6-1, 215.
2. **NO CHOICE**  
Choice and RDN SELLERS to Miami for OTTO STOWE.
3. (A) **DANNY WHITE**  
QB, Arizona State, 6-2, 180 — Choice from Houston for TODD SMITH and BILLY PARKS.
3. (B) **CALVIN PETERSON**  
LB, UCLA, 6-3, 218.
4. (A) **KEN HUTCHERSON**  
LB, Livingston State, 6-1, 214 — Choice from Oakland for GLOSTER RICHARDSON.
4. (B) **ANDY ANDRADE**  
RB, North Carolina, 5-11, 193.
5. **JOHN KELSEY**  
T, Missouri, 6-6, 226.
6. **JIM BRIGHT**  
QB, UCLA, 6-1, 210.
7. **RAYMOND NESTER**  
LB, Michigan State, 6-2, 224.
8. **MIKE HOLT**  
DB, Michigan State, 5-11, 176.
9. **BILL DULIN**  
T, Johnson C. Smith, 6-6, 244.
10. **DENNIS MORGAN**  
QB, Western Illinois, 5-11, 203.
11. **HARVEY MCGEE**  
WR, Southern Mississippi, 6-2, 209.
12. **KEITH BOBO**  
QB, Southern Methodist, 6-3, 196.
13. **FRED LIMA**  
K, Colorado, 5-9, 202.
14. **DOUG RICHARDS**  
DB, Brigham Young, 6-4, 185.
15. **BRUCE CRAFT**  
DT, Geneva, Pa., 6-4, 232.
16. **GENE KILLIAN**  
T, Tennessee, 6-4, 225.
17. **LAWRIE SKOLROOD**  
T, North Dakota, 6-5, 230.

## 1975

### (Drafted 18th)

1. (A) **RANDY WHITE**  
DE, Maryland, 6-4, 250. — Choice from N. Y. Giants for CR-IG MORTON.
1. (B) **THOMAS HENDERSON**  
LB, Langston, 6-2, 214.



2. **BURTON LAWLESS**  
G. Florida, 6-4, 253.
3. **BOB BREUING**  
LB, Arizona State, 6-2, 236.
- (A) **PAT DONOVAN**  
DE, Stanford, 6-5, 240 — Choice from Houston for MIKE MONTGOMERY.
- (B) **RANDY HUGHES**  
DB, Oklahoma, 6-4, 209.
- (A) **KYLE DAVIS**  
C, Oklahoma, 6-3, 240 — Choice from Green Bay for JACK CONCANNON.
- (B) **NO CHOICE**  
Choice to Cincinnati for CLINT LONGLEY.
- ROLLY WOOLSEY**  
DB, Boise State, 6-1, 175.
- MICHAEL HEGMAN**  
LB, Tennessee State, 6-4, 220.
- MITCH HOOPES**  
P, Arizona, 6-0, 210.
- ED JONES**  
DB, Rutgers, 6-0, 193.
- DENNIS BOOKER**  
RB, Millersville State, 6-1, 235.
- GREG KRPALEK**  
C, Oregon State, 6-5, 242.
- CHUCK BLAND**  
DB, Cincinnati, 5-11, 188.
- HERBERT SCOTT**  
G, Virginia Union, 6-2, 248.
- SCOTT LAIDLAW**  
RB, Stanford, 6-0, 206.
- WILLIE HAMILTON**  
RB, Arizona, 5-11, 182.
- PETE CLARK**  
TE, Colorado State, 6-4, 234.
- JIM TESTERMAN**  
TE, Dayton, 6-5, 225.

## 1976

(Drafted 27th)

1. **AARON KYLE**  
DB, Wyoming, 5-11, 183.
- (A) **JIM JENSEN**  
RB, Iowa, 6-4, 226 — Choice from N.Y. Giants for CRAIG MORTON.
- (B) **JIM EIDSON**  
G, Mississippi St., 6-4, 253.
- (A) **DUKE FERGERSON**  
WR, San Diego St., 6-1, 186 — Choice from San Francisco for BOB HAYES.
- (B) **JOHN SMITH**  
RB, Boise State, 6-0, 191 — Choice from Denver for OTTO STOWE.
- (C) **BUTCH JOHNSON**  
WR, UC-Riverside, 6-1, 175.
- TOM RAFFERTY**  
G, Penn State, 6-3, 248.
- WALLY PESUIT**  
T, Kentucky, 6-4, 260.
- GREG MCGUIRE**  
T, Indiana, 6-3, 265.
- (A) **GREG SCHAUM**  
DT, Michigan State, 6-4, 246 — Choice from San Diego for KEN HUTCHERSON.
- (B) **DAVID WILLIAMS**  
RB, Colorado, 6-2, 210.
- HENRY LAWS**  
DB, South Carolina, 5-10, 171.
- BEASLEY REECE**  
DB, North Texas, 6-1, 193.
- LERDY COOK**  
DE, Alabama, 6-4, 212.
- CORNELIUS GREEN**  
QB, Ohio, 5-11, 170.
- CHARLES McSHANE**  
LB, Cal Lutheran, 6-2, 211.

13. **MARK DRISCOLL**  
QB, Colorado St., 6-1, 184.
14. **LARRY MUSHINSKIE**  
TE, Nebraska, 6-3, 217.
15. **DALE CURRY**  
LB, UCLA, 6-2, 222.
16. **RICH COSTANZO**  
T, Nebraska, 6-4, 260.
17. **STAN WOODFILL**  
K, Oregon, 6-0, 190.

## 1977

(Drafted Alternately 24th, 25th and 26th)

1. **TONY DORSETT**  
RB, Pittsburgh, 5-11, 192 — Choice from Seattle for Cow boys' first-round choice and three second-round choices.
2. **GLENN CARAND**  
QB, Nevada-Las Vegas, 6-3, 195 — Choice from Seattle for DUKE FERGERSON.
- (A) **TONY HILL**  
WR, Stanford, 6-2, 196 — Choice from Philadelphia for JOHN NILAND.
- (B) **VAL BELCHER**  
G, Houston, 6-3, 250.
- GUY BROWN**  
LB, Houston, 6-4, 215.
- ANDY FREDERICK**  
OL, New Mexico, 6-6, 241.
- JIM COOPER**  
T, Temple, 6-5, 252.
- DAVID STALLS**  
DT, Northern Colorado, 6-4, 236.
- (A) **AL CLEVELAND**  
DL, Pacific, 6-4, 246 — Choice from San Diego for MITCH HOOPES.
- (B) **FRED WILLIAMS**  
RB, Arizona State, 5-10, 189.
- MARK CANTRELL**  
C, North Carolina, 6-3, 252.
- STEVE DeBERG**  
QB, San Jose State, 6-2, 205.
- DON WARDLOW**  
TE, Washington, 6-6, 230.
- GREG PETERS**  
OL, California, 6-5, 257.

## 1978

(Drafted 28th)

1. **LARRY BETHEA**  
DL, Michigan State, 6-5, 258.
2. **TODD CHRISTENSEN**  
RB-TE, Brigham Young, 6-3, 224.
3. **DAVID HUGGINS**  
OL, Oklahoma, 6-5, 245.
4. **ALOIS BLACKWELL**  
RB, Houston, 5-11, 194.
5. **RICH ROSEN**  
G, Syracuse, 6-3, 242.
6. **HAROLD RANDOLPH**  
LB, East Carolina, 6-1, 191.
7. **TOM RANDALL**  
DT, Iowa State, 6-5, 248.
8. **HOMER BUTLER**  
WR, UCLA, 6-1, 184.
9. **RUSS WILLIAMS**  
DB, Tennessee, 6-1, 197.
10. **BARRY TOMASETTI**  
OL, Iowa, 6-3, 249.
11. **DENNIS THURMAN**  
S, Southern Cal, 5-11, 172.
12. **LEE WASHBURN**  
OL, Montana State, 6-6, 253.

## 1979

(Drafted 27th)

1. **ROBERT SHAW**  
C, Tennessee, 6-4, 252.
2. **AARON MITCHELL**  
CB, Nevada-Las Vegas, 6-1, 196.
3. **DDUG COSBIE**  
TE, Santa Clara, 6-6, 230. Swapped choices with Seattle in BILL GREGORY trade.
4. **RALPH DeLOACH**  
DE, California, 6-5, 254.
- (A) **BOB HUKILL**  
OL, North Carolina, 6-5, 250. Choice from Chicago for GOLDEN RICHARDS.
- (B) **CURTIS ANDERSON**  
DE, Central State (O), 6-6, 240. Choice from Seattle for EFREN HERRERA.
- (C) **RON SPRINGS**  
RB, Ohio State, 6-0, 197.
- (A) **TIM LAVENDER**  
CB, St. Valender, 6-3, 187. Choice from Seattle for BILL GREGORY.
- (B) **MIKE SALZANO**  
OL, North Carolina, 6-3, 242. Choice from Denver for TIM JENSEN.
- (C) **CHRIS DeFRANCE**  
WR, Arizona St., 6-1, 205.
7. **GREG FITZPATRICK**  
LB, Youngstown, 6-2, 227.
8. **BRUCE THORNTON**  
DT, Illinois, 6-5, 266.
9. **GARRY COBB**  
LB, So. California, 6-2, 209.
10. **MIKE CALHOUN**  
DT, Notre Dame, 6-4, 228.
12. **QUENTIN LOWRY**  
LB, Youngstown, 6-2, 225.

## 1980

(Drafted Alternately, 23rd, 24th and 25th)

1. **NO CHOICE**  
Choice given along with second-round choice to Baltimore for JOHN DUTTON.
2. **NO CHOICE**  
Choice given along with first-round choice to Baltimore for JOHN DUTTON.
- (A) **BILL ROE**  
LB, Colorado, 6-3, 220. Choice from Chicago for GOLDEN RICHARDS.
- (B) **JAMES JONES**  
RB, Mississippi State, 5-10, 200.
4. **KURT PETERSEN**  
DT, Missouri, 6-5, 255.
5. **GARY HOCEBOM**  
QB, Central Michigan, 6-4, 195.
6. **TIMMY NEWSOME**  
RB, Winston-Salem St., 6-1, 228.
7. **LESTER BROWN**  
RB, Clemson, 5-11, 176.
8. **LARRY SAVAGE**  
LB, Michigan State, 6-3, 225.
9. **JACKIE FLOWERS**  
WR, Florida State, 6-0, 194.
10. **MATTHEW TEAGUE**  
DE, Prairie View A & M, 6-4, 238.
11. **GARY PADJEN**  
LB, Arizona State, 6-1, 238.
12. **NORM WELLS**  
DT, Northwestern, 6-5, 249.

# How The Cowboys Were Built

There were 47 players active with the Cowboys in 1979. Here's a look at how they came to Dallas:

## FROM THE DRAFT:

- 1964—\*Roger Staubach (10th, Navy).  
1967—Rayfield Wright (7th, Fort Valley State).  
1968—D. D. Lewis (6th, Mississippi State); Larry Cole (16th, Hawaii).  
1970—John Fitzgerald (4th, Boston College).  
1972—Robert Newhouse (2nd, Houston).  
1973—Billy Joe DuPree (1st, Michigan State); Harvey Martin (3rd, East Texas State).  
1974—Danny White (3rd, Arizona State).  
1975—Randy White (1st, Maryland); Thomas Henderson (1st, Langston); Burton Lawless (2nd, Florida State); Bob Breunig (3rd, Arizona State); Pat Donovan (4th, Stanford); Randy Hughes (4th, Oklahoma); Mike Hegman (7th, Tennessee State); Herbert Scott (13th, Virginia Union); Scott Laidlaw (14th, Stanford).  
1976—Aaron Kyle (1st, Wyoming); Butch Johnson (3rd, Cal-Riverside); Tom Rafferty (4th, Penn State).  
1977—Tony Dorsett (1st, Pittsburgh); Glenn Carano (2nd, Nevada-Las Vegas); Tony Hill (3rd, Stanford); Guy Brown (4th, Houston); Andy Frederick (5th, New Mexico); Jim Cooper (6th, Temple); Dave Stalls (7th, Northern Colorado).  
1978—Larry Bethea (1st, Michigan State); Alois Blackwell (4th, Houston); Dennis Thurman (11th, Southern California).  
1979—Robert Shaw (1st, Tennessee); Aaron Mitchell (2nd, Nevada-Las Vegas); Doug Cosbie (3rd, Santa Clara); Ron Springs (5th, Ohio State); Bruce Thornton (8th, Illinois).

## SIGNED AS FREE AGENTS:

- 1970—Cliff Harris (Ouachita Baptist).  
1972—Benny Barnes (Stanford).  
1973—Drew Pearson (Tulsa).  
1975—Preston Pearson (Illinois, after pre-season release by Pittsburgh Steelers).  
1976—Jay Saldi (South Carolina).  
1977—Larry Brinson (Florida); Bruce Huther (New Hampshire).  
1978—Rafael Septien (SW Louisiana, after pre-season release by Los Angeles Rams).  
1979—Wade Manning (Ohio State); Steve Wilson (Howard).

## OBTAINED IN TRADES:

- 1979—John Dutton (Nebraska, from Baltimore for Cowboys' 1st and 2nd round draft choices in 1980).  
\* Drafted as future.



# THE OPPONENTS



HARVEY MARTIN

## Atlanta Falcons

(Dallas Leads Series, 6-1)

| Year  | Site    | Winner-Score   | Att.   |
|-------|---------|----------------|--------|
| 1966  | Atlanta | Dallas, 47-14  | 56,990 |
| 1967  | Dallas  | Dallas, 37-7   | 54,751 |
| 1969  | Atlanta | Dallas, 24-17  | 54,833 |
| 1970  | Dallas  | Dallas, 13-0   | 53,611 |
| 1974  | Atlanta | Dallas, 24-0   | 52,322 |
| 1976  | Atlanta | Atlanta, 17-10 | 54,972 |
| 1978† | Dallas  | Dallas, 27-20  | 60,338 |

†NFC Divisional Playoff



Morrall, Pugh and Lilly in Super Bowl V.

## Baltimore Colts

(Series Tied, 4-4)

| Year  | Site   | Winner-Score  | Att.   |
|-------|--------|---------------|--------|
| 1960  | Dallas | Balt., 45-7   | 25,500 |
| 1966* | Miami  | Balt., 35-3   | 65,569 |
| 1967  | Balt.  | Balt., 23-17  | 60,238 |
| 1969  | Dallas | Dallas, 27-10 | 63,191 |
| 1970† | Miami  | Balt., 16-13  | 80,055 |
| 1972  | Balt.  | Dallas, 21-0  | 58,992 |
| 1976  | Dallas | Dallas, 30-27 | 64,237 |
| 1978  | Dallas | Dallas, 38-0  | 64,224 |

\*Playoff Bowl

†Super Bowl Jan. 17, 1971

## Buffalo Bills

(Dallas Leads Series, 2-0)

| Year | Site    | Winner-Score  | Att.   |
|------|---------|---------------|--------|
| 1971 | Buffalo | Dallas, 49-37 | 46,206 |
| 1976 | Dallas  | Dallas, 17-10 | 51,779 |

## Chicago Bears

(Dallas Leads Series, 6-3)

| Year  | Site    | Winner-Score   | Att.   |
|-------|---------|----------------|--------|
| 1960  | Chicago | Chicago, 17-7  | 39,951 |
| 1962  | Dallas  | Chicago, 34-33 | 12,692 |
| 1964  | Chicago | Dallas, 24-10  | 47,527 |
| 1968  | Chicago | Dallas, 34-3   | 46,667 |
| 1971  | Chicago | Chicago, 23-19 | 55,049 |
| 1973  | Chicago | Dallas, 20-17  | 55,701 |
| 1976  | Dallas  | Dallas, 31-21  | 61,346 |
| 1977* | Dallas  | Dallas, 37-7   | 62,920 |
| 1979  | Dallas  | Dallas, 24-20  | 64,056 |

\*NFC Divisional Playoff

## Cincinnati Bengals

(Dallas Leads Series, 2-0)

| Year | Site   | Winner-Score  | Att.   |
|------|--------|---------------|--------|
| 1973 | Dallas | Dallas, 38-10 | 58,802 |
| 1979 | Dallas | Dallas, 38-13 | 63,179 |

## Cleveland Browns

(Cleveland Leads Series, 15-7)

| Year  | Site   | Winner-Score  | Att.   |
|-------|--------|---------------|--------|
| 1960  | Dallas | Cleve., 48-7  | 28,500 |
| 1961  | Cleve. | Cleve., 25-7  | 43,638 |
| 1961  | Dallas | Cleve., 38-17 | 23,500 |
| 1962  | Cleve. | Cleve., 19-10 | 44,040 |
| 1962  | Dallas | Dallas, 45-21 | 24,226 |
| 1963  | Dallas | Cleve., 41-24 | 28,710 |
| 1963  | Cleve. | Cleve., 27-17 | 55,096 |
| 1964  | Cleve. | Cleve., 27-6  | 72,062 |
| 1964  | Dallas | Cleve., 20-16 | 37,456 |
| 1965  | Cleve. | Cleve., 23-17 | 80,451 |
| 1965  | Dallas | Cleve., 24-17 | 76,251 |
| 1966  | Cleve. | Cleve., 30-21 | 84,721 |
| 1966  | Dallas | Dallas, 26-14 | 80,259 |
| 1967  | Cleve. | Dallas, 21-14 | 81,039 |
| 1967* | Dallas | Dallas, 52-14 | 70,786 |
| 1968  | Dallas | Dallas, 28-7  | 68,733 |
| 1968* | Cleve. | Cleve., 31-20 | 81,497 |
| 1969  | Cleve. | Cleve., 42-10 | 84,850 |
| 1969* | Dallas | Cleve., 38-14 | 69,321 |
| 1970  | Cleve. | Dallas, 6-2   | 75,458 |
| 1974  | Dallas | Dallas, 41-17 | 48,754 |
| 1979  | Cleve. | Cleve., 26-7  | 80,123 |

\*Eastern Conference Championship Game



White pressures Morton into Super Bowl XII interception.

## Denver Broncos

(Dallas Leads Series, 3-0)

| Year  | Site       | Winner-Score  | Att.   |
|-------|------------|---------------|--------|
| 1973  | Denver     | Dallas, 22-10 | 51,706 |
| 1977  | Dallas     | Dallas, 14-6  | 63,752 |
| 1978* | N. Orleans | Dallas, 27-10 | 76,400 |

1980 Sept. 14 at Denver

\*Super Bowl XII, Jan. 15, 1978

### DENVER BRONCOS

| '79 Results (10-6) |                  | '80 Schedule        |  |
|--------------------|------------------|---------------------|--|
| 10                 | Cincinnati 0     | Sept. 7—@ Phila.    |  |
| 9                  | Los Angeles 13   | Sept. 14—DALLAS     |  |
| 20                 | @ Atlanta 17     | Sept. 21—San Diego  |  |
| 37                 | Seattle 34       | Sept. 29—@ N. Eng.  |  |
| 3                  | @ Oakland 27     | Oct. 5—@ Cleveland  |  |
| 7                  | San Diego 0      | Oct. 13—Washington  |  |
| 24                 | @ Kansas City 10 | Oct. 19—Kansas City |  |
| 7                  | @ Pittsburgh 42  | Oct. 26—@ N.Y. G.   |  |
| 20                 | Kansas City 3    | Nov. 2—Houston      |  |
| 10                 | New Orleans 3    | Nov. 9—@ S. Diego   |  |
| 45                 | New England 10   | Nov. 16—N.Y. Jets   |  |
| 38                 | @ S. Fran. 28    | Nov. 23—Seattle     |  |
| 10                 | Oakland 14       | Dec. 1—@ Oakland    |  |
| 19                 | @ Buffalo 16     | Dec. 7—@ K. City    |  |
| 23                 | @ Seattle 28     | Dec. 14—Oakland     |  |
| 7                  | @ San Diego 17   | Dec. 21—@ Seattle   |  |
| 289                | 262              |                     |  |

## Detroit Lions

(Dallas Leads Series, 6-1)

| Year  | Site    | Winner-Score   | Att.   |
|-------|---------|----------------|--------|
| 1960  | Detroit | Detroit, 23-14 | 43,272 |
| 1963  | Dallas  | Dallas, 17-14  | 27,264 |
| 1968  | Dallas  | Dallas, 59-13  | 61,382 |
| 1970* | Dallas  | Dallas, 5-0    | 73,167 |
| 1972  | Dallas  | Dallas, 28-24  | 65,378 |
| 1975  | Detroit | Dallas, 36-10  | 79,784 |
| 1977  | Dallas  | Dallas, 37-0   | 63,160 |

\*Divisional Playoff Game

## Green Bay Packers

(Green Bay Leads Series, 8-2)

| Year  | Site      | Winner-Score   | Att.   |
|-------|-----------|----------------|--------|
| 1960  | Green Bay | Gr. Bay, 41-7  | 32,294 |
| 1964  | Dallas    | Gr. Bay, 45-21 | 44,975 |
| 1965  | Milw.     | Gr. Bay, 13-3  | 48,311 |
| 1966* | Dallas    | Gr. Bay, 34-27 | 75,504 |
| 1967* | Green Bay | Gr. Bay, 21-17 | 50,861 |
| 1968  | Dallas    | Gr. Bay, 28-17 | 74,604 |
| 1970  | Dallas    | Dallas, 16-3   | 67,182 |
| 1972  | Milw.     | Gr. Bay, 16-14 | 47,103 |
| 1975  | Dallas    | Gr. Bay, 19-17 | 64,934 |
| 1978  | Milw.     | Dallas, 42-14  | 55,256 |

1980 Sept. 28 at Milwaukee

\*NFL Championship Game

### GREEN BAY PACKERS

| '79 Results (5-11) |                  | '80 Schedule        |  |
|--------------------|------------------|---------------------|--|
| 3                  | @ Chicago 6      | Sept. 7—Chicago     |  |
| 28                 | N.O. (Milw.) 19  | Sept. 14—Dtrt. (M.) |  |
| 10                 | Tampa Bay 21     | Sept. 21—@ L.A.     |  |
| 21                 | @ Minnesota 27   | Sept. 28—DLS. (M)   |  |
| 27                 | N. England 14    | Oct. 5—Cincinnati   |  |
| 7                  | @ Atlanta 25     | Oct. 12—@ T. Bay    |  |
| 24                 | Dtrt. (Milw.) 16 | Oct. 19—@ Cleve.    |  |
| 3                  | @ Tampa Bay 21   | Oct. 26—Minnesota   |  |
| 7                  | @ Miami 27       | Nov. 2—@ Pittsb.    |  |
| 22                 | N.Y. Jets 27     | Nov. 9—S. Fran. (M) |  |
| 19                 | Minn. (Milw.) 7  | Nov. 16—@ N.Y. G.   |  |
| 12                 | @ Buffalo 19     | Nov. 23—@ Minn.     |  |
| 10                 | Philadelphia 21  | Nov. 30—T. Bay (M)  |  |
| 21                 | @ Washington 38  | Dec. 7—@ Chicago    |  |
| 14                 | Chicago 15       | Dec. 14—Houston     |  |
| 18                 | @ Detroit 13     | Dec. 21—@ Detroit   |  |
| 246                | 316              |                     |  |

## Houston Oilers

(Dallas Leads Series, 2-1)

| Year | Site    | Winner-Score   | Att.   |
|------|---------|----------------|--------|
| 1970 | Dallas  | Dallas, 52-10  | 50,504 |
| 1974 | Houston | Dallas, 10-0   | 49,775 |
| 1979 | Dallas  | Houston, 30-24 | 63,897 |

## Kansas City Chiefs

(Series Tied, 1-1)

| Year | Site      | Winner-Score     | Att.   |
|------|-----------|------------------|--------|
| 1970 | Kan. City | Dallas, 27-16    | 51,158 |
| 1975 | Dallas    | Kan. City, 34-31 | 63,539 |

# Los Angeles Rams

(Los Angeles Leads Series, 8-7)


| Year  | Site   | Winner-Score  | Att.   |
|-------|--------|---------------|--------|
| 1960  | Dallas | L.A., 38-13   | 16,000 |
| 1962  | L.A.   | Dallas, 27-17 | 26,907 |
| 1967  | Dallas | L.A., 35-13   | 75,229 |
| 1969  | L.A.   | L.A., 24-23   | 79,105 |
| 1969* | Miami  | L.A., 31-0    | 31,151 |
| 1971  | Dallas | Dallas, 28-21 | 66,595 |
| 1973  | L.A.   | L.A., 37-31   | 81,428 |
| 1973† | Dallas | Dallas, 27-16 | 64,291 |
| 1975  | Dallas | Dallas, 18-7  | 49,091 |
| 1975‡ | L.A.   | Dallas, 37-7  | 84,483 |
| 1976† | Dallas | L.A., 14-12   | 62,436 |
| 1978  | L.A.   | L.A., 27-14   | 65,749 |
| 1978‡ | L.A.   | Dallas, 28-0  | 67,470 |
| 1979  | Dallas | Dallas, 30-6  | 64,462 |
| 1979† | Dallas | L.A., 21-19   | 64,792 |

1980 Dec. 15 at Los Angeles

\*Playoff Bowl

†Divisional Playoff Game

‡NFC Championship Game



Septien hits field goal against Rams in 1979.

# Minnesota Vikings

(Dallas Leads Series, 10-4)

| Year  | Site   | Winner-Score       | Att.   |
|-------|--------|--------------------|--------|
| 1961  | Dallas | Dallas, 21-7       | 20,500 |
| 1961  | Minn.  | Dallas, 28-0       | 33,070 |
| 1966  | Dallas | Dallas, 28-17      | 64,116 |
| 1968  | Dallas | Dallas, 20-7       | 47,644 |
| 1968‡ | Miami  | Dallas, 17-13      | 22,961 |
| 1970  | Minn.  | Minn., 54-13       | 47,900 |
| 1971* | Minn.  | Dallas, 20-12      | 49,100 |
| 1973† | Dallas | Minn., 27-10       | 64,524 |
| 1974  | Dallas | Dallas, 23-21      | 57,847 |
| 1975* | Minn.  | Dallas, 17-14      | 48,341 |
| 1977  | Minn.  | Dallas, 16-10 (OT) | 47,678 |
| 1977† | Dallas | Dallas, 23-6       | 61,968 |
| 1978  | Dallas | Minn., 21-10       | 61,848 |
| 1979  | Minn.  | Dallas, 36-20      | 47,572 |

\*Divisional Playoff Game

†NFC Championship Game

‡Playoff Bowl

## LOS ANGELES RAMS

### '79 Results (9-7)

|     |              |     |
|-----|--------------|-----|
| 17  | Oakland      | 24  |
| 13  | @ Denver     | 9   |
| 27  | S. Francisco | 24  |
| 6   | @ Tampa Bay  | 21  |
| 21  | St. Louis    | 0   |
| 35  | @ N. Orleans | 17  |
| 6   | @ DALLAS     | 30  |
| 16  | San Diego    | 40  |
| 14  | N.Y. Giants  | 20  |
| 24  | @ Seattle    | 0   |
| 23  | @ Chicago    | 27  |
| 20  | Atlanta      | 14  |
| 26  | @ S. Fran.   | 20  |
| 27  | Minnesota    | 21  |
| 34  | @ Atlanta    | 13  |
| 14  | New Orleans  | 29  |
| 323 |              | 309 |

### '80 Schedule

|          |               |
|----------|---------------|
| Sept. 7  | —Detroit      |
| Sept. 11 | —@ T. Bay     |
| Sept. 21 | —Green Bay    |
| Sept. 28 | —@ NY G.      |
| Oct. 5   | —S. Francisco |
| Oct. 12  | —@ St. Louis  |
| Oct. 19  | —@ S. Fran.   |
| Oct. 26  | —@ Atlanta    |
| Nov. 2   | —N. Orleans   |
| Nov. 9   | —Miami        |
| Nov. 16  | —@ N. Eng.    |
| Nov. 24  | —@ N. Ori.    |
| Nov. 30  | —NY Jets      |
| Dec. 7   | —@ Buffalo    |
| Dec. 15  | —DALLAS       |
| Dec. 21  | —Atlanta      |

# Miami Dolphins

(Miami Leads Series, 2-1)

| Year  | Site       | Winner-Score | Att.   |
|-------|------------|--------------|--------|
| 1971* | N. Orleans | Dallas, 24-3 | 81,035 |
| 1973  | Dallas     | Miami, 14-7  | 64,100 |
| 1978  | Miami      | Miami, 23-16 | 69,414 |

\*Super Bowl VI, Jan. 16, 1972

# New England Patriots

(Dallas Leads Series, 3-0)

| Year | Site    | Winner-Score  | Att.   |
|------|---------|---------------|--------|
| 1971 | Dallas  | Dallas, 44-21 | 65,708 |
| 1975 | N. Eng. | Dallas, 34-31 | 60,905 |
| 1978 | Dallas  | Dallas, 17-10 | 63,263 |

# New Orleans Saints

(Dallas Leads Series, 8-1)

| Year | Site   | Winner-Score  | Att.   |
|------|--------|---------------|--------|
| 1967 | Dallas | Dallas, 14-10 | 52,562 |
| 1967 | N. O.  | Dallas, 27-10 | 83,437 |
| 1968 | N. O.  | Dallas, 17-3  | 84,728 |
| 1969 | N. O.  | Dallas, 21-17 | 79,567 |
| 1969 | Dallas | Dallas, 33-17 | 68,282 |
| 1971 | N. O.  | N. O., 24-14  | 83,088 |
| 1973 | Dallas | Dallas, 40-3  | 53,972 |
| 1976 | N. O.  | Dallas, 24-6  | 61,413 |
| 1978 | Dallas | Dallas, 27-7  | 57,920 |

# New York Giants

(Dallas Leads Series, 26-9-2)

| Year | Site     | Winner-Score    | Att.   |
|------|----------|-----------------|--------|
| 1960 | New York | Tie, 31-31      | 55,033 |
| 1961 | Dallas   | New York, 31-10 | 41,500 |
| 1961 | New York | Dallas, 17-16   | 60,254 |
| 1962 | Dallas   | New York, 41-10 | 45,668 |
| 1962 | New York | New York, 41-31 | 62,694 |
| 1963 | New York | New York, 37-21 | 62,889 |
| 1963 | Dallas   | New York, 34-27 | 29,635 |
| 1964 | Dallas   | Tie, 13-13      | 33,225 |
| 1964 | New York | Dallas, 31-21   | 63,031 |
| 1965 | Dallas   | Dallas, 31-2    | 59,366 |
| 1965 | New York | Dallas, 38-20   | 62,871 |
| 1966 | Dallas   | Dallas, 52-7    | 60,010 |
| 1966 | New York | Dallas, 17-7    | 62,735 |
| 1967 | Dallas   | Dallas, 38-24   | 66,209 |
| 1968 | Dallas   | New York, 27-21 | 72,163 |
| 1968 | New York | Dallas, 28-10   | 62,617 |
| 1969 | Dallas   | Dallas, 25-3    | 58,964 |

Continued



Amos Marsh breaks loose against the Giants in 1962.

## New York Giants Cont.

|      |          |                 |        |
|------|----------|-----------------|--------|
| 1970 | Dallas   | Dallas, 28-10   | 57,236 |
| 1970 | New York | New York, 23-20 | 62,938 |
| 1971 | Dallas   | Dallas, 20-13   | 68,378 |
| 1971 | New York | Dallas, 42-14   | 62,815 |
| 1972 | New York | Dallas, 23-14   | 62,725 |
| 1972 | Dallas   | New York, 23-3  | 64,602 |
| 1973 | Dallas   | Dallas, 45-28   | 64,898 |
| 1973 | N. Haven | Dallas, 23-10   | 70,128 |
| 1974 | Dallas   | New York, 14-6  | 46,353 |
| 1974 | N. Haven | Dallas, 21-7    | 61,191 |
| 1975 | New York | Dallas, 13-7    | 56,511 |
| 1975 | Dallas   | Dallas, 14-3    | 53,329 |
| 1976 | New York | Dallas, 24-14   | 76,042 |
| 1976 | Dallas   | Dallas, 9-3     | 58,870 |
| 1977 | Dallas   | Dallas, 41-21   | 64,215 |
| 1977 | New York | Dallas, 24-10   | 74,532 |
| 1978 | New York | Dallas, 34-24   | 73,265 |
| 1978 | Dallas   | Dallas, 24-3    | 64,869 |
| 1979 | New York | Dallas, 16-14   | 76,490 |
| 1979 | Dallas   | Dallas, 28-7    | 63,787 |

1980 Oct. 5 at Dallas

1980 Nov. 9 at New York

## NEW YORK GIANTS

### '79 Results (6-10)

|     |               |     |
|-----|---------------|-----|
| 17  | @ Phila.      | 23  |
| 14  | St. Louis     | 27  |
| 0   | @ Wash.       | 27  |
| 13  | Philadelphia  | 17  |
| 14  | @ N. Orleans  | 24  |
| 17  | Tampa Bay     | 14  |
| 32  | San Francisco | 16  |
| 21  | @ Kansas City | 17  |
| 20  | @ L. Angeles  | 14  |
| 14  | DALLAS        | 16  |
| 24  | Atlanta       | 3   |
| 3   | @ Tampa Bay   | 31  |
| 14  | Washington    | 6   |
| 7   | @ DALLAS      | 28  |
| 20  | @ St. Louis   | 29  |
| 7   | Baltimore     | 31  |
| 237 |               | 323 |

### '80 Schedule

|           |            |
|-----------|------------|
| Sept. 7—  | @ S. Louis |
| Sept. 14— | Wash.      |
| Sept. 22— | @ Phila.   |
| Sept. 28— | L. Angeles |
| Oct. 5—   | @ DALLAS   |
| Oct. 12—  | Phila.     |
| Oct. 19—  | @ S. Diego |
| Oct. 26—  | Denver     |
| Nov. 2—   | @ T. Bay   |
| Nov. 9—   | DALLAS     |
| Nov. 16—  | Green Bay  |
| Nov. 23—  | @ S. F.    |
| Nov. 30—  | St. Louis  |
| Dec. 7—   | @ Seattle  |
| Dec. 13—  | @ Wash.    |
| Dec. 21—  | Oakland    |

# New York Jets

(Dallas Leads Series, 3-0)

| Year | Site     | Winner-Score  | Att.   |
|------|----------|---------------|--------|
| 1971 | Dallas   | Dallas, 52-10 | 66,689 |
| 1975 | New York | Dallas, 31-21 | 37,279 |
| 1978 | New York | Dallas, 30-7  | 52,532 |

# Oakland Raiders

(Oakland Leads Series, 1-0)

| Year | Site              | Winner-Score   | Att.   |
|------|-------------------|----------------|--------|
| 1974 | Oakland           | Oakland, 27-23 | 45,850 |
| 1980 | Dec. 7 at Oakland |                |        |

## OAKLAND RAIDERS

### '79 Results (9-7)

|     |               |     |
|-----|---------------|-----|
| 24  | @ L. Angeles  | 17  |
| 10  | @ San Diego   | 30  |
| 10  | @ Seattle     | 27  |
| 7   | @ Kans. City  | 35  |
| 27  | Denver        | 3   |
| 13  | Miami         | 3   |
| 50  | Atlanta       | 19  |
| 19  | @ N.Y. Jets   | 28  |
| 45  | San Diego     | 22  |
| 23  | San Francisco | 31  |
| 17  | @ Houston     | 10  |
| 21  | Kansas City   | 24  |
| 14  | @ Denver      | 10  |
| 42  | @ N. Orleans  | 35  |
| 19  | Cleveland     | 14  |
| 24  | Seattle       | 29  |
| 365 |               | 337 |

### '80 Schedule

|          |            |
|----------|------------|
| Sept. 7  | @ K. City  |
| Sept. 14 | @ S. D.    |
| Sept. 21 | Wash.      |
| Sept. 28 | @ Buffalo  |
| Oct. 5   | Kans. City |
| Oct. 12  | San Diego  |
| Oct. 20  | @ Pitts.   |
| Oct. 26  | Seattle    |
| Nov. 2   | Miami      |
| Nov. 9   | Cincinnati |
| Nov. 17  | @ Seattle  |
| Nov. 23  | @ Phila.   |
| Dec. 1   | Denver     |
| Dec. 7   | DALLAS     |
| Dec. 14  | @ Denver   |
| Dec. 21  | @ NY G.    |



Reeves leaps for TD against Eagles at Franklin Field in 1966.

# Philadelphia Eagles

(Dallas Leads Series, 26-13)

| Year | Site   | Winner-Score  | Att.   |
|------|--------|---------------|--------|
| 1960 | Dallas | Phil., 27-25  | 18,500 |
| 1961 | Dallas | Phil., 43-7   | 25,000 |
| 1961 | Phil.  | Phil., 35-13  | 60,127 |
| 1962 | Dallas | Dallas, 41-19 | 18,645 |
| 1962 | Phil.  | Phil., 28-14  | 58,070 |
| 1963 | Phil.  | Phil., 24-21  | 60,671 |
| 1963 | Dallas | Dallas, 27-20 | 23,694 |
| 1964 | Dallas | Phil., 17-14  | 55,972 |
| 1964 | Phil.  | Phil., 24-14  | 60,671 |
| 1965 | Dallas | Phil., 35-24  | 56,249 |
| 1965 | Phil.  | Dallas, 21-19 | 54,714 |
| 1966 | Dallas | Dallas, 56-7  | 69,372 |
| 1966 | Phil.  | Phil., 24-23  | 60,658 |
| 1967 | Phil.  | Phil., 21-14  | 60,740 |
| 1967 | Dallas | Dallas, 38-17 | 55,834 |
| 1968 | Phil.  | Dallas, 45-13 | 60,858 |
| 1968 | Dallas | Dallas, 34-14 | 72,083 |
| 1969 | Phil.  | Dallas, 38-7  | 60,658 |
| 1969 | Dallas | Dallas, 49-14 | 71,509 |
| 1970 | Phil.  | Dallas, 17-7  | 59,728 |
| 1970 | Dallas | Dallas, 21-17 | 55,736 |
| 1971 | Phil.  | Dallas, 42-7  | 65,358 |
| 1971 | Dallas | Dallas, 20-7  | 60,178 |
| 1972 | Dallas | Dallas, 28-6  | 55,850 |

Continued

## Philadelphia Eagles Cont.

|      |        |               |        |
|------|--------|---------------|--------|
| 1972 | Phil.  | Dallas, 28-7  | 65,720 |
| 1973 | Phil.  | Phil., 30-16  | 65,954 |
| 1973 | Dallas | Dallas, 31-10 | 61,985 |
| 1974 | Phil.  | Phil., 13-10  | 64,088 |
| 1974 | Dallas | Dallas, 31-24 | 43,586 |
| 1975 | Phil.  | Dallas, 20-17 | 64,889 |
| 1975 | Dallas | Dallas, 27-17 | 57,893 |
| 1976 | Dallas | Dallas, 27-7  | 54,052 |
| 1976 | Phil.  | Dallas, 26-7  | 55,072 |
| 1977 | Phil.  | Dallas, 16-10 | 65,507 |
| 1977 | Dallas | Dallas, 24-14 | 60,289 |
| 1978 | Dallas | Dallas, 14-7  | 60,525 |
| 1978 | Phil.  | Dallas, 31-13 | 64,667 |
| 1979 | Dallas | Phil., 31-21  | 62,417 |
| 1979 | Phil.  | Dallas, 24-17 | 71,434 |

1980 Oct. 19 at Philadelphia

1980 Dec. 21 at Dallas

## PHILADELPHIA EAGLES

### '79 Results (11-5)

|     |               |     |
|-----|---------------|-----|
| 23  | N.Y. Giants   | 17  |
| 10  | Atlanta       | 14  |
| 26  | @ N. Orleans  | 14  |
| 17  | @ N.Y. Giants | 13  |
| 17  | Pittsburgh    | 17  |
| 28  | @ Wash.       | 17  |
| 24  | @ St. Louis   | 20  |
| 7   | Washington    | 17  |
| 13  | @ Cincinnati  | 37  |
| 19  | Cleveland     | 24  |
| 31  | @ DALLAS      | 21  |
| 16  | St. Louis     | 13  |
| 21  | @ Green Bay   | 10  |
| 44  | Detroit       | 7   |
| 17  | DALLAS        | 24  |
| 26  | @ Houston     | 20  |
| 339 |               | 282 |

### '80 Schedule

|          |            |
|----------|------------|
| Sept. 7  | Denver     |
| Sept. 14 | @ Minn.    |
| Sept. 22 | N.Y. Gts.  |
| Sept. 28 | @ St. L.   |
| Oct. 5   | Washington |
| Oct. 12  | @ N.Y. G   |
| Oct. 19  | DALLAS     |
| Oct. 26  | Chicago    |
| Nov. 2   | @ Seattle  |
| Nov. 9   | @ N. O.    |
| Nov. 16  | @ Wash.    |
| Nov. 23  | Oakland    |
| Nov. 30  | @ S. Diego |
| Dec. 7   | Atlanta    |
| Dec. 14  | St. Louis  |
| Dec. 21  | @ DALLAS   |



# Pittsburgh Steelers

(Pittsburgh Leads Series, 11-10)

| Year  | Site   | Winner-Score  | Att.   |
|-------|--------|---------------|--------|
| 1960  | Dallas | Pitts., 35-28 | 30,000 |
| 1961  | Dallas | Dallas, 27-24 | 23,500 |
| 1961  | Pitts. | Pitts., 37-7  | 17,519 |
| 1962  | Dallas | Pitts., 30-28 | 19,478 |
| 1962  | Pitts. | Dallas, 42-27 | 23,106 |
| 1963  | Pitts. | Pitts., 27-21 | 19,047 |
| 1963  | Dallas | Pitts., 24-19 | 24,136 |
| 1964  | Pitts. | Pitts., 23-17 | 35,594 |
| 1964  | Dallas | Dallas, 17-14 | 35,271 |
| 1965  | Pitts. | Pitts., 22-13 | 37,804 |
| 1965  | Dallas | Dallas, 24-17 | 57,293 |
| 1966  | Dallas | Dallas, 52-21 | 58,453 |
| 1966  | Pitts. | Dallas, 20-7  | 42,185 |
| 1967  | Pitts. | Dallas, 24-21 | 39,641 |
| 1968  | Dallas | Dallas, 28-7  | 55,069 |
| 1969  | Pitts. | Dallas, 10-7  | 24,990 |
| 1972  | Dallas | Dallas, 17-13 | 65,682 |
| 1975* | Miami  | Pitts., 21-17 | 80,187 |
| 1977  | Pitts. | Pitts., 28-13 | 49,761 |
| 1978† | Miami  | Pitts., 35-31 | 78,656 |
| 1979  | Pitts. | Pitts., 14-3  | 50,199 |

\*Super Bowl X, Jan. 18, 1976

†Super Bowl XIII, Jan. 21, 1979

# St. Louis Cardinals

(Dallas Leads Series, 21-14-1)

| Year | Site      | Winner-Score     | Att.   |
|------|-----------|------------------|--------|
| 1960 | St. Louis | St. Louis, 12-10 | 23,128 |
| 1961 | Dallas    | St. Louis, 31-17 | 20,500 |
| 1961 | St. Louis | St. Louis, 31-13 | 15,384 |
| 1962 | Dallas    | St. Louis, 28-24 | 16,027 |
| 1962 | St. Louis | St. Louis, 52-20 | 14,201 |
| 1963 | Dallas    | St. Louis, 34-7  | 36,432 |
| 1963 | St. Louis | Dallas, 28-24    | 12,695 |
| 1964 | Dallas    | St. Louis, 16-6  | 36,605 |
| 1964 | St. Louis | Dallas, 31-13    | 28,253 |
| 1965 | St. Louis | St. Louis, 20-13 | 32,034 |
| 1965 | Dallas    | Dallas, 27-13    | 38,499 |
| 1966 | St. Louis | Tie, 10-10       | 50,673 |
| 1966 | Dallas    | Dallas, 31-17    | 76,965 |
| 1967 | Dallas    | Dallas, 46-21    | 68,787 |
| 1968 | Dallas    | Dallas, 27-10    | 48,296 |
| 1969 | Dallas    | Dallas, 24-3     | 62,134 |
| 1970 | St. Louis | St. Louis, 20-7  | 50,780 |
| 1970 | Dallas    | St. Louis, 38-0  | 69,323 |

Continued



Staubach, protected by Fitzgerald, fires a pass against the Cardinals.

St. Louis Cardinals Cont.

|      |           |                  |        |
|------|-----------|------------------|--------|
| 1971 | St. Louis | Dallas, 16-13    | 50,486 |
| 1971 | Dallas    | Dallas, 31-12    | 66,672 |
| 1972 | Dallas    | Dallas, 33-24    | 65,218 |
| 1972 | St. Louis | Dallas, 27-6     | 49,787 |
| 1973 | Dallas    | Dallas, 45-10    | 64,729 |
| 1973 | St. Louis | Dallas, 30-3     | 43,946 |
| 1974 | St. Louis | St. Louis, 31-28 | 49,885 |
| 1974 | Dallas    | Dallas, 17-14    | 64,146 |
| 1975 | Dallas    | Dallas, 37-31    | 52,417 |
| 1975 | St. Louis | St. Louis, 31-17 | 49,701 |
| 1976 | St. Louis | St. Louis, 21-17 | 50,317 |
| 1976 | Dallas    | Dallas, 19-14    | 62,498 |
| 1977 | St. Louis | Dallas, 30-24    | 50,129 |
| 1977 | Dallas    | St. Louis, 24-17 | 64,038 |
| 1978 | Dallas    | Dallas, 21-12    | 62,760 |
| 1978 | St. Louis | Dallas, 24-21 OT | 48,991 |
| 1979 | St. Louis | Dallas, 22-21    | 50,855 |
| 1979 | Dallas    | Dallas, 22-13    | 64,300 |

1980 Nov. 2 at St. Louis

1980 Nov. 16 at Dallas

## ST. LOUIS CARDINALS

### '79 Results (4-12)

|     |               |     |
|-----|---------------|-----|
| 21  | DALLAS        | 22  |
| 17  | @ N.Y. Giants | 14  |
| 21  | Pittsburgh    | 24  |
| 7   | Washington    | 17  |
| 0   | @ Los Angeles | 21  |
| 24  | @ Houston     | 17  |
| 20  | Philadelphia  | 24  |
| 13  | @ DALLAS      | 22  |
| 10  | Cleveland     | 38  |
| 37  | Minnesota     | 7   |
| 27  | @ Washington  | 28  |
| 13  | @ Phila.      | 16  |
| 28  | @ Cincinnati  | 34  |
| 13  | San Francisco | 10  |
| 29  | N.Y. Giants   | 20  |
| 6   | @ Chicago     | 42  |
| 307 |               | 358 |

### '80 Schedule

|          |              |
|----------|--------------|
| Sept. 7  | —N.Y. Giants |
| Sept. 14 | —@ S. F.     |
| Sept. 21 | —@ Detroit   |
| Sept. 28 | —Phila.      |
| Oct. 5   | —@ N.O.      |
| Oct. 12  | —L. Angeles  |
| Oct. 19  | —@ Wash.     |
| Oct. 26  | —@ Balt.     |
| Nov. 2   | —DALLAS      |
| Nov. 9   | —Atlanta     |
| Nov. 16  | —@ Dallas    |
| Nov. 23  | —Kans. City  |
| Nov. 30  | —@ N.Y. G    |
| Dec. 7   | —Detroit     |
| Dec. 14  | —@ Phila.    |
| Dec. 21  | —Wash.       |

# San Diego Chargers

(Dallas Leads Series, 1-0)

| Year | Site              | Winner-Score  | Att.   |
|------|-------------------|---------------|--------|
| 1972 | San Diego         | Dallas, 34-28 | 54,476 |
| 1980 | Oct. 26 at Dallas |               |        |

## SAN DIEGO CHARGERS

| '79 Results (12-4) |               | '80 Schedule |                     |
|--------------------|---------------|--------------|---------------------|
| 33                 | @ Seattle     | 16           | Sept. 7—@ Seattle   |
| 30                 | Oakland       | 10           | Sept. 14—Oakland    |
| 27                 | Buffalo       | 19           | Sept. 21—@ Denver   |
| 21                 | @ N. England  | 27           | Sept. 28—@ K. City  |
| 31                 | San Francisco | 9            | Oct. 5—Buffalo      |
| 0                  | @ Denver      | 7            | Oct. 12—@ Oakland   |
| 20                 | Seattle       | 10           | Oct. 19—N.Y. Giants |
| 40                 | @ L. Angeles  | 16           | Oct. 26—@ DALLAS    |
| 22                 | @ Oakland     | 45           | Nov. 2—@ Cinci.     |
| 20                 | @ Kans. City  | 14           | Nov. 9—Denver       |
| 26                 | @ Cincinnati  | 24           | Nov. 16—Kans. City  |
| 35                 | Pittsburgh    | 7            | Nov. 20—@ Miami     |
| 28                 | Kansas City   | 7            | Nov. 30—Phila.      |
| 26                 | Atlanta       | 28           | Dec. 7—@ Wash.      |
| 35                 | @ N. Orleans  | 0            | Dec. 13—Seattle     |
| 17                 | Denver        | 7            | Dec. 22—Pittsburgh  |
| 411                |               | 246          |                     |



Chargers close in on Garrison in 1972.

## San Francisco 49ers Cont.

|       |           |                  |        |
|-------|-----------|------------------|--------|
| 1969  | Dallas    | Tie, 24-24       | 62,348 |
| 1970* | San Fran. | Dallas, 17-10    | 59,625 |
| 1971† | Dallas    | Dallas, 14-3     | 66,311 |
| 1972  | Dallas    | San Fran., 31-10 | 65,124 |
| 1972* | San Fran. | Dallas, 30-28    | 61,214 |
| 1974  | Dallas    | Dallas, 20-14    | 50,018 |
| 1977  | San Fran. | Dallas, 42-35    | 55,848 |
| 1979  | San Fran. | Dallas, 21-13    | 56,728 |

1980 Oct. 12 at Dallas

\*Divisional Playoff Game

†NFC Championship Game

# San Francisco 49ers

(Dallas Leads Series, 7-4-1)

| Year | Site      | Winner-Score     | Att.   |
|------|-----------|------------------|--------|
| 1960 | Dallas    | San Fran., 26-14 | 10,000 |
| 1963 | San Fran. | San Fran., 31-24 | 29,563 |
| 1965 | Dallas    | Dallas, 39-31    | 39,677 |
| 1967 | San Fran. | San Fran., 24-16 | 27,182 |

Continued

## SAN FRANCISCO 49ERS

| '79 Results (2-14) |               | '80 Schedule |                    |
|--------------------|---------------|--------------|--------------------|
| 22                 | @ Minnesota   | 28           | Sept. 7—@ N.O.     |
| 13                 | DALLAS        | 21           | Sept. 14—St. Louis |
| 24                 | @ Los Angeles | 27           | Sept. 21—@ N.Y. J  |
| 21                 | New Orleans   | 30           | Sept. 28—Atlanta   |
| 9                  | @ San Diego   | 31           | Oct. 5—@ L. A.     |
| 24                 | Seattle       | 38           | Oct. 12—@ DAL.     |
| 16                 | @ N.Y. Giants | 32           | Oct. 19—L. Angeles |
| 20                 | Atlanta       | 15           | Oct. 26—T. Bay     |
| 27                 | Chicago       | 28           | Nov. 2—@ Detroit   |
| 10                 | @ Oakland     | 23           | Nov. 9—G. Bay (M)  |
| 20                 | @ N. Orleans  | 31           | Nov. 16—@ Miami    |
| 28                 | Denver        | 38           | Nov. 23—N.Y. Gts.  |
| 20                 | Los Angeles   | 16           | Nov. 30—N. Eng.    |
| 10                 | @ St. Louis   | 13           | Dec. 7—N. Orleans  |
| 23                 | Tampa Bay     | 7            | Dec. 14—@ Atlanta  |
| 21                 | @ Atlanta     | 31           | Dec. 21—Buffalo    |
| 309                |               | 416          |                    |

# Seattle Seahawks

(Dallas Leads Series, 1-0)

| Year | Site              | Winner-Score  | Att.   |
|------|-------------------|---------------|--------|
| 1976 | Seattle           | Dallas, 28-13 | 62,027 |
| 1980 | Nov. 27 at Dallas |               |        |

## SEATTLE SEAHAWKS

| '79 Results (9-7) |              | '80 Schedule |                     |
|-------------------|--------------|--------------|---------------------|
| 16                | San Diego    | 33           | Sept. 7—San Diego   |
| 10                | @ Miami      | 19           | Sept. 14—@ K. City  |
| 27                | Oakland      | 10           | Sept. 21—N. Eng.    |
| 34                | @ Denver     | 37           | Sept. 28—@ Wash.    |
| 6                 | Kansas City  | 24           | Oct. 5—@ Houston    |
| 35                | @ S. Fran.   | 24           | Oct. 12—Cleveland   |
| 10                | @ San Diego  | 20           | Oct. 19—@ N.Y. J    |
| 34                | Houston      | 14           | Oct. 26—@ Oakland   |
| 31                | @ Atlanta    | 28           | Nov. 2—Philadelphia |
| 0                 | Los Angeles  | 24           | Nov. 9—Kans. City   |
| 29                | @ Cleveland  | 24           | Nov. 17—Oakland     |
| 38                | New Orleans  | 24           | Nov. 23—@ Denver    |
| 30                | N.Y. Jets    | 7            | Nov. 27—@ DAL.      |
| 21                | @ Kans. City | 37           | Dec. 7—N.Y. Giants  |
| 28                | Denver       | 23           | Dec. 13—@ S. D.     |
| 29                | @ Oakland    | 24           | Dec. 21—Denver      |
| 378               |              | 372          |                     |

# Tampa Bay Buccaneers

(Dallas Leads Series, 1-0)

| Year | Site               | Winner-Score | Att.   |
|------|--------------------|--------------|--------|
| 1977 | Dallas             | Dallas, 23-7 | 55,316 |
| 1980 | Sept. 21 at Dallas |              |        |

## TAMPA BAY BUCCANEERS

| '79 Results (10-6) |               | '80 Schedule |                     |
|--------------------|---------------|--------------|---------------------|
| 31                 | Detroit       | 16           | Sept. 7—@ Cinci.    |
| 29                 | @ Baltimore   | 26           | Sept. 11—L. Angeles |
| 21                 | @ Green Bay   | 10           | Sept. 21—@ DAL.     |
| 21                 | Los Angeles   | 6            | Sept. 28—Cleveland  |
| 17                 | @ Chicago     | 13           | Oct. 6—@ Chicago    |
| 14                 | @ N.Y. Giants | 17           | Oct. 12—Green Bay   |
| 14                 | New Orleans   | 42           | Oct. 19—@ Houston   |
| 21                 | Green Bay     | 3            | Oct. 26—@ S. Fran.  |
| 12                 | @ Minnesota   | 10           | Nov. 2—N.Y. Giants  |
| 14                 | @ Atlanta     | 17           | Nov. 9—Pittsburgh   |
| 16                 | @ Detroit     | 14           | Nov. 16—@ Minn.     |
| 31                 | N.Y. Giants   | 3            | Nov. 23—Detroit     |
| 22                 | Minnesota     | 23           | Nov. 30—G.B. (M)    |
| 0                  | Chicago       | 14           | Dec. 7—Minnesota    |
| 7                  | @ S. Fran.    | 23           | Dec. 14—@ Detroit   |
| 3                  | Kansas City   | 0            | Dec. 20—Chicago     |
| 273                |               | 237          |                     |

# Washington Redskins

(Dallas Leads Series, 22-16-2)

| Year | Site   | Winner-Score  | Att.   |
|------|--------|---------------|--------|
| 1960 | Wash.  | Wash., 26-14  | 21,142 |
| 1961 | Dallas | Tie, 28-28    | 17,500 |
| 1961 | Wash.  | Wash., 34-24  | 21,451 |
| 1962 | Dallas | Tie, 35-35    | 15,730 |
| 1962 | Wash.  | Dallas, 38-10 | 49,888 |
| 1963 | Wash.  | Wash., 21-17  | 40,101 |
| 1963 | Dallas | Dallas, 35-20 | 18,838 |
| 1964 | Dallas | Dallas, 24-18 | 25,158 |
| 1964 | Wash.  | Wash., 28-16  | 49,219 |
| 1965 | Dallas | Dallas, 27-7  | 61,577 |
| 1965 | Wash.  | Wash., 34-31  | 50,205 |
| 1966 | Wash.  | Dallas, 31-30 | 50,927 |
| 1966 | Dallas | Wash., 34-31  | 64,198 |
| 1967 | Wash.  | Dallas, 17-14 | 50,566 |
| 1967 | Dallas | Wash., 27-20  | 75,538 |
| 1968 | Wash.  | Dallas, 44-24 | 50,816 |
| 1968 | Dallas | Dallas, 29-20 | 66,076 |
| 1969 | Wash.  | Dallas, 41-28 | 50,474 |
| 1969 | Dallas | Dallas, 20-10 | 56,924 |
| 1970 | Wash.  | Dallas, 45-21 | 50,415 |

Continued



Dallas stops Washington's John Riggins in 1978 Monday nighter.

## Washington Redskins Cont.

|       |        |                  |        |
|-------|--------|------------------|--------|
| 1970  | Dallas | Dallas, 34-0     | 57,936 |
| 1971  | Dallas | Wash., 20-16     | 72,000 |
| 1971  | Wash.  | Dallas, 13-0     | 53,041 |
| 1972  | Wash.  | Wash., 24-20     | 53,039 |
| 1972  | Dallas | Dallas, 34-24    | 65,136 |
| 1972* | Wash.  | Wash., 26-3      | 53,129 |
| 1973  | Wash.  | Wash., 14-7      | 54,314 |
| 1973  | Dallas | Dallas, 27-7     | 64,458 |
| 1974  | Wash.  | Wash., 28-21     | 54,395 |
| 1974  | Dallas | Dallas, 24-23    | 63,243 |
| 1975  | Wash.  | Wash, 30-24 (OT) | 55,004 |
| 1975  | Dallas | Dallas, 31-10    | 61,091 |
| 1976  | Wash.  | Dallas, 20-7     | 55,004 |
| 1976  | Dallas | Wash., 27-14     | 59,916 |
| 1977  | Dallas | Dallas, 34-16    | 62,115 |
| 1977  | Wash.  | Dallas, 14-7     | 55,031 |
| 1978  | Wash.  | Wash., 9-5       | 55,031 |
| 1978  | Dallas | Dallas, 37-10    | 64,905 |
| 1979  | Wash.  | Wash., 34-20     | 55,031 |
| 1979  | Dallas | Dallas, 35-34    | 62,867 |

1980 Sept. 8 at Washington

1980 Nov. 23 at Dallas

\*NFC Championship Game

## WASHINGTON REDSKINS

| '79 Results (10-6) |               | '80 Schedule |                    |
|--------------------|---------------|--------------|--------------------|
| 27                 | Houston       | 29           | Sept. 8—DALLAS     |
| 27                 | @ Detroit     | 24           | Sept. 14—@ N.Y. G  |
| 27                 | N.Y. Giants   | 0            | Sept. 21—@ Oak.    |
| 17                 | @ St. Louis   | 7            | Sept. 28—Seattle   |
| 16                 | @ Atlanta     | 7            | Oct. 5—@ Phila.    |
| 17                 | Philadelphia  | 28           | Oct. 13—@ Denver   |
| 13                 | @ Cleveland   | 9            | Oct. 19—St. Louis  |
| 17                 | @ Phila.      | 7            | Oct. 26—N. Orleans |
| 10                 | New Orleans   | 14           | Nov. 2—Minnesota   |
| 7                  | @ Pittsburgh  | 38           | Nov. 9—@ Chicago   |
| 28                 | St. Louis     | 27           | Nov. 16—Phila.     |
| 34                 | DALLAS        | 20           | Nov. 23—@ DAL.     |
| 6                  | @ N.Y. Giants | 14           | Nov. 30—@ Atlanta  |
| 28                 | Green Bay     | 21           | Dec. 7—San Diego   |
| 38                 | Cincinnati    | 14           | Dec. 13—N.Y. Gts.  |
| 34                 | @ DALLAS      | 35           | Dec. 21—@ St. L.   |
| 348                |               | 295          |                    |

# The 1979 Season At A Glance

## Cowboys 22, Cardinals 21

### At St. Louis, September 2

|   |   |   |   |      |
|---|---|---|---|------|
| DALLAS  | 3 | 7 | 3 | 9-22 |
| ST. LOUIS   | 0 | 7 | 7 | 7-21 |
| Cowboys - FG Septien 37                           |   |   |   |      |
| Cowboys - Newhouse 4 run (Septien kick)           |   |   |   |      |
| Cardinals - Chandler 2 pass from Hart (Wood kick) |   |   |   |      |
| Cowboys - FG Septien 24                           |   |   |   |      |
| Cardinals - Tilley 18 pass from Hart (Wood kick)  |   |   |   |      |
| Cowboys - Hill 30 pass from Springs (kick failed) |   |   |   |      |
| Cardinals - Anderson 76 run (Wood kick)           |   |   |   |      |
| Cowboys - FG Septien 27                           |   |   |   |      |
| Attendance - 50,855                               |   |   |   |      |

### Team Statistics

|                       | Cowboys | Cardinals |
|-----------------------|---------|-----------|
| First Downs           | 24      | 17        |
| Total Net Yards       | 455     | 342       |
| Net Yards Rushing     | 161     | 237       |
| Net Yards Passing     | 294     | 105       |
| Passes                | 21-35   | 12-29     |
| Passes Intercepted By | 2       | 0         |
| Punts-Average         | 5-39.0  | 6-38.1    |
| Fumbles-Lost          | 1-1     | 0-0       |
| Penalties-Yards       | 6-35    | 6-50      |

### Rushing

Cowboys - Newhouse 18 for 108, 1 touchdown; Springs 15 for 30; Brinson 2 for 9; Hill 1 for 6; Staubach 1 for 9; P. Pearson 1 for 0; Laidlaw 2 for 0; Saldi 1 for -1.  
Cardinals - Anderson 21 for 193, 1 touchdown; Morris 10 for 41; Harrell 1 for 3.

### Passing

Cowboys - Staubach, 20 of 34 for 269 yards; Springs, 1 of 1 for 30 yards, 1 touchdown.  
Cardinals - Hart, 12 of 29 for 112 yards, 2 touchdowns, 2 interceptions.

### Receiving

Cowboys - D. Pearson, 5 for 99; Hill, 5 for 113, 1 touchdown; DuPree, 3 for 32; Springs 2 for 10; P. Pearson 2 for 19; Cosbie, 2 for 12; Newhouse, 1 for 9; Saldi, 1 for 5.  
Cardinals - Morris, 4 for 28; Chandler, 4 for 21, 1 touchdown; Gray, 2 for 32; Tilley, 2 for 31, 1 touchdown.

## Cowboys 21, 49ers 13

### At San Francisco, September 9

|               |   |   |   |      |
|---------------|---|---|---|------|
| DALLAS        | 3 | 3 | 7 | 8-21 |
| SAN FRANCISCO | 3 | 7 | 0 | 3-13 |

49ers - FG Wersching 30  
Cowboys - FG Septien 23  
Cowboys - FG Septien 51  
49ers - Simpson 1 run (Wersching kick)  
Cowboys - D. Pearson 22 pass from Staubach (Septien kick)  
Cowboys - DuPree 13 pass from Staubach (kick failed)  
49ers - FG 44 Wersching  
Cowboys - Martin tackles DeBerg in end zone for safety  
Attendance - 56,728

### Team Statistics

|                       | Cowboys | 49ers  |
|-----------------------|---------|--------|
| First Downs           | 19      | 16     |
| Total Net Yards       | 347     | 294    |
| Net Yards Rushing     | 98      | 63     |
| Net Yards Passing     | 249     | 231    |
| Passes                | 20-33   | 19-33  |
| Passes Intercepted By | 1       | 0      |
| Punts-Average         | 6-40.7  | 5-36.6 |
| Fumbles-Lost          | 2-1     | 1-1    |
| Penalties-Yards       | 14-125  | 8-64   |

### Rushing

Cowboys - Dorsett 19 for 54; Newhouse, 13 for 39; Laidlaw, 3 for 7; Staubach, 1 for -2.  
49ers - Simpson, 14 for 43; Hogan, 3 for 8; Jackson, 5 for 7; Elliot, 1 for 3; Owens, 1 for 2.

### Passing

Cowboys - Staubach, 20 of 33 for 259 yards, 2 touchdowns.  
49ers - DeBerg, 19 of 33 for 239 yards, 1 interception.

### Receiving

Cowboys - Hill, 6 for 96; D. Pearson, 4 for 62, 1 touchdown; DuPree, 3 for 44, 1 touchdown; P. Pearson, 3 for 38; Dorsett, 2 for 6; Cosbie, 1 for 10; Newhouse, 1 for 3.  
49ers - Shumann, 4 for 44; Solomon, 3 for 57; Francis, 2 for 32; Elliott, 2 for 32; Hogan, 2 for 26; Jackson, 2 for 26; Bruer, 2 for 18; Simpson, 2 for 4.

## Cowboys 24, Bears 20

### At Dallas, September 16

|   |   |   |   |      |
|---|---|---|---|------|
| CHICAGO   | 7 | 0 | 6 | 7-20 |
| DALLAS  | 7 | 3 | 7 | 7-24 |
| Bears - Evans 6 run (Thomas kick)                     |   |   |   |      |
| Cowboys - Hill 42 pass from Staubach (Septien kick)   |   |   |   |      |
| Cowboys - FG Septien 46                               |   |   |   |      |
| Bears - Richards 52 pass from Evans (kick blocked)    |   |   |   |      |
| Cowboys - DuPree 11 pass from Staubach (Septien kick) |   |   |   |      |

Bears — Scott 64 pass from Evans  
(Thomas kick)  
Cowboys — Hill 22 pass from Staubach  
(Septien kick)  
Attendance — 64,056

### Team Statistics

|                       | Bears  | Cowboys |
|-----------------------|--------|---------|
| First Downs           | 14     | 26      |
| Total Net Yards       | 318    | 420     |
| Net Yards Rushing     | 200    | 214     |
| Net Yards Passing     | 118    | 206     |
| Passes                | 5-16   | 18-31   |
| Passes Intercepted By | 0      | 1       |
| Punts-Average         | 7-40.4 | 5-41.4  |
| Fumbles-Lost          | 1-1    | 3-3     |
| Penalties-Yards       | 4-36   | 4-35    |

### Rushing

Bears — Payton, 22 for 134; Williams, 12 for 43; Evans, 2 for 23, 1 touchdown

Cowboys — Dorsett, 20 for 108; Laidlaw, 12 for 52; Staubach, 4 for 21; Newhouse, 9 for 17; D. Pearson, 1 for 16.

### Passing

Bears — Evans, 5 of 16 for 155 yards, 2 touchdowns, 1 interception.

Cowboys — Staubach, 18 of 31 for 222 yards, 3 touchdowns.

### Receiving

Bears — Richards, 3 for 79, 1 touchdown; Scott, 2 for 76, 1 touchdown.

Cowboys — Hill, 5 for 91, 2 touchdowns; D. Pearson, 3 for 38; P. Pearson, 2 for 36; Saldi, 2 for 22; Springs, 3 for 20; DuPree, 2 for 12, 1 touchdown; Dorsett, 1 for 3.

## Browns 26, Cowboys 7

At Cleveland, September 24

|           |    |   |   |   |      |
|-----------|----|---|---|---|------|
| DALLAS    | 7  | 0 | 0 | 0 | — 7  |
| CLEVELAND | 20 | 0 | 0 | 6 | — 26 |

Browns — Logan 23 pass from Sipe  
(kick failed)

Browns — Newsome 48 pass from Sipe  
(Cockroft kick)

Browns — Darden 39 pass interception  
(Cockroft kick)

Cowboys — Hill 48 pass from Staubach  
(Septien kick)

Browns — M. Pruitt 2 run (kick blocked)  
Attendance — 80,123

### Team Statistics

|                       | Cowboys | Browns |
|-----------------------|---------|--------|
| First Downs           | 20      | 15     |
| Total Net Yards       | 394     | 311    |
| Net Yards Rushing     | 123     | 82     |
| Net Yards Passing     | 271     | 229    |
| Passes                | 21-39   | 15-28  |
| Passes Intercepted By | 1       | 2      |
| Punts-Average         | 5-42.8  | 8-36.4 |
| Fumbles-Lost          | 3-3     | 1-0    |
| Penalties-Yards       | 5-52    | 2-19   |

### Rushing

Cowboys — Dorsett, 14 for 64; Laidlaw, 13 for 49; Staubach, 2 for 11; DuPree, 1 for —1.

Browns — M. Pruitt, 14 for 31, 1 touchdown; C. Hill, 7 for 24; G. Pruitt, 6 for 15; Sipe, 1 for 1; C. Miller, 2 for 7; Moriarty, 2 for 5; Feacher, 1 for —1.

### Passing

Cowboys — Staubach, 21 of 39 for 303 yards, 1 touchdown, 2 interceptions.

Browns — Sipe, 15 of 28 for 239 yards, 2 touchdowns, 1 interception.

### Receiving

Cowboys — D. Pearson, 5 for 109; Hill, 3 for 70, 1 touchdown; Laidlaw, 3 for 9; DuPree, 3 for 29; P. Pearson, 3 for 34; Cosbie, 1 for 7; Dorsett, 1 for 9; Saldi, 1 for 15; Wilson, 1 for 21.

Browns — Rucker, 5 for 57; Newsome, 3 for 53, 1 touchdown; C. Miller, 3 for 55; Logan, 2 for 42, 1 touchdown; G. Pruitt, 1 for 27; M. Pruitt, 1 for 5.

## Cowboys 38, Bengals 13

At Dallas, September 30

|            |   |    |    |   |      |
|------------|---|----|----|---|------|
| CINCINNATI | 3 | 3  | 7  | 0 | — 13 |
| DALLAS     | 7 | 14 | 10 | 7 | — 38 |

Bengals — FG Bahr 48

Cowboys — Laidlaw 3 run (Septien kick)

Cowboys — Laidlaw 1 run (Septien kick)

Cowboys — DuPree 3 pass from Staubach (Septien kick)

Bengals — FG Bahr 38

Bengals — Bass 10 pass from Anderson (Bahr kick)

Cowboys — FG Septien 26

Cowboys — Hill 9 pass from Staubach (Septien kick)

Cowboys — Springs 1 run (Septien kick)

Attendance — 63,179

### Team Statistics

|                       | Bengals | Cowboys |
|-----------------------|---------|---------|
| First Downs           | 20      | 24      |
| Total Net Yards       | 285     | 370     |
| Net Yards Rushing     | 104     | 194     |
| Net Yards Passing     | 181     | 176     |
| Passes                | 19-36   | 13-26   |
| Passes Intercepted By | 1       | 3       |
| Punts-Average         | 5-49.8  | 4-48.7  |
| Fumbles-Lost          | 0-0     | 0-0     |
| Penalties-Yards       | 4-43    | 10-70   |

### Rushing

Bengals — Alexander, 9 for 34; Johnson, 9 for 33; Griffin, 8 for 24; Anderson, 2 for 13.

Cowboys — Dorsett, 20 for 119; Springs, 7 for 30, 1 touchdown; Laidlaw, 8 for 26, 2 touchdowns; Brinson, 5 for 13; Staubach, 2 for 6.

## Passing

Bengals — Anderson, 17 of 33 for 187 yards, 1 touchdown, 2 interceptions; Thompson, 2 of 3 for 22 yards, 1 interception.

Cowboys — Staubach, 12 of 25 for 164 yards, 2 touchdowns, 1 interception; D. White, 1 of 1 for 12 yards.

## Receiving

Bengals — Bass, 8 for 108, 1 touchdown; Griffin, 4 for 32; Kreider, 3 for 20; Ross, 1 for 18; Curtis, 1 for 14; Corbett, 1 for 10; Alexander, 1 for 7.

Cowboys — Hill, 5 for 71, 1 touchdown; D. Pearson, 3 for 65; Dorsett, 2 for 26; DuPree, 3 for 14, 1 touchdown.

## Cowboys 36, Vikings 20

### At Minnesota, October 7

DALLAS . . . . . 3 20 7 6-36  
MINNESOTA . . . . . 7 3 10 0-20

Cowboys — FG Septien 34  
Vikings — Tucker 2 pass from Kramer

(Danmeier kick)

Cowboys — Dorsett 5 run (Septien kick)

Cowboys — Dorsett 3 run (Septien kick)

Cowboys — Barnes 33 fumble return

(kick blocked)

Vikings — FG Danmeier 37

Vikings — FG Danmeier 35

Vikings — S. White 28 pass from Kramer

(Danmeier kick)

Cowboys — Dorsett 30 run (Septien

kick)

Cowboys — P. Pearson 6 run (kick

blocked)

Attendance — 47,572

### Team Statistics

|                                 | Cowboys | Vikings |
|---------------------------------|---------|---------|
| First Downs . . . . .           | 25      | 14      |
| Total Net Yards . . . . .       | 446     | 240     |
| Net Yards Rushing . . . . .     | 279     | 61      |
| Net Yards Passing . . . . .     | 167     | 179     |
| Passes . . . . .                | 15-23   | 18-34   |
| Passes Intercepted By . . . . . | 0       | 0       |
| Punts-Average . . . . .         | 4-38.8  | 5-38.0  |
| Fumbles-Lost . . . . .          | 5-2     | 2-2     |
| Penalties-Yards . . . . .       | 4-53    | 2-25    |

### Rushing

Cowboys — Dorsett, 21 for 145, 3 touchdowns; Laidlaw, 8 for 15; Newhouse, 4 for 14; Springs, 2 for 19; Staubach, 3 for 2; D. White, 1 for 25; Brinson, 4 for 22; DuPree, 1 for 20; P. Pearson, 2 for 17, 1 touchdown.

Vikings — Foreman, 10 for 19; Young, 9 for 29; R. Miller, 2 for 12; Kramer, 1 for 1.

### Passing

Cowboys — Staubach, 15 of 23 for 174 yards.

Vikings — Kramer, 18 of 34 for 206 yards, 2 touchdowns.

## Receiving

Cowboys — Dorsett, 5 for 47; DuPree, 2 for 34; Johnson, 1 for 13; P. Pearson, 2 for 27; Laidlaw, 1 for 11; Springs, 2 for 4; D. Pearson, 1 for 18; Hill, 1 for 20.

Vikings — Rashad, 4 for 42; S. White, 7 for 131, 1 touchdown; Tucker, 2 for 6, 1 touchdown; Young, 4 for 19; Foreman, 1 for 8.

## Cowboys 30, Rams 6

### At Dallas, October 14

LOS ANGELES . . . . . 0 6 0 0-6  
DALLAS . . . . . 6 7 17 0-30

Cowboys — Hill 18 pass from Staubach

(kick failed)

Cowboys — Dorsett 3 pass from

Staubach (Septien kick)

Rams — FG Corral 42

Rams — FG Corral 41

Cowboys — Saldi 23 pass from

Staubach (Septien kick)

Cowboys — FG Septien 32

Cowboys — Dorsett 1 run (Septien kick)

Attendance — 64,462

### Team Statistics

|                                 | Rams   | Cowboys |
|---------------------------------|--------|---------|
| First Downs . . . . .           | 11     | 23      |
| Total Net Yards . . . . .       | 158    | 403     |
| Net Yards Rushing . . . . .     | 59     | 201     |
| Net Yards Passing . . . . .     | 99     | 202     |
| Passes . . . . .                | 10-30  | 15-22   |
| Passes Intercepted By . . . . . | 0      | 2       |
| Punts-Average . . . . .         | 7-43.4 | 5-50.0  |
| Fumbles-Lost . . . . .          | 1-1    | 3-1     |
| Penalties-Yards . . . . .       | 5-34   | 7-73    |

### Rushing

Rams — Tyler, 8 for 34; Bryant, 5 for 16; Peacock, 2 for 9.

Cowboys — Dorsett, 24 for 103, 1 touchdown; Staubach, 5 for 45; Newhouse, 9 for 22; Laidlaw, 6 for 21; Springs, 6 for 10.

### Passing

Rams — Hayden, 9 of 26 for 122 yards, 1 interception; Ferragamo, 1 of 4 for 14 yards, 1 interception.

Cowboys — Staubach, 13 of 18 for 176 yards, 3 touchdowns; D. White, 2 of 3 for 62 yards; Springs, 0 of 1.

### Receiving

Rams — Dennard, 5 for 82; R. Smith, 3 for 33; Tyler, 2 for 21.

Cowboys — Saldi, 4 for 66, 1 touchdown; Hill, 4 for 63, 1 touchdown; Wilson, 1 for 45; D. Pearson, 2 for 27; Johnson, 1 for 14; P. Pearson, 1 for 12; DuPree, 1 for 8; Dorsett, 1 for 3, 1 touchdown.

## Cowboys 22, Cardinals 13

### At Dallas, October 21

|                      |                                      |    |   |   |      |
|----------------------|--------------------------------------|----|---|---|------|
| ST. LOUIS            | 6                                    | 7  | 0 | 0 | — 13 |
| DALLAS               | 3                                    | 14 | 2 | 3 | — 22 |
| Cowboys — FG         | Septien 51                           |    |   |   |      |
| Cardinals — FG       | Little 51                            |    |   |   |      |
| Cardinals — FG       | Little 41                            |    |   |   |      |
| Cowboys — DuPree     | 10 pass from Staubach (Septien kick) |    |   |   |      |
| Cowboys — Hill       | 10 pass from Staubach (Septien kick) |    |   |   |      |
| Cardinals — R. Green | 106 kickoff return (Little kick)     |    |   |   |      |
| Cowboys — Safety,    | ball snapped out of end zone on punt |    |   |   |      |
| Cowboys — FG         | Septien 29                           |    |   |   |      |
| Attendance           | — 64,300                             |    |   |   |      |

### Team Statistics

|                       | Cardinals | Cowboys |
|-----------------------|-----------|---------|
| First Downs           | 18        | 12      |
| Total Net Yards       | 235       | 319     |
| Net Yards Rushing     | 137       | 155     |
| Net Yards Passing     | 98        | 164     |
| Passes                | 16-38     | 11-25   |
| Passes Intercepted By | 2         | 0       |
| Punts-Average         | 5-49.8    | 6-43.3  |
| Fumbles-Lost          | 4-2       | 1-1     |
| Penalties-Yards       | 4-36      | 6-55    |

### Rushing

Cardinals — Anderson, 20 for 105; Morris, 8 for 23; Brown, 3 for 9; Hart, 1 for 0; Little, 1 for 0.  
Cowboys — Dorsett, 20 for 111; Newhouse, 6 for 21; Laidlaw, 4 for 12; Staubach, 1 for 9; P. Pearson, 1 for 2.

### Passing

Cardinals — Hart, 16 of 38 for 156 yards.  
Cowboys — Staubach, 11 of 25 for 164 yards, 2 touchdowns, 2 interceptions.

### Receiving

Cardinals — Anderson, 5 for 39; Childs, 2 for 26; Tiley, 1 for 24; Parris, 2 for 18; Gray, 2 for 17; Stief, 1 for 11; Brown, 1 for 11; Morris, 2 for 10.  
Cowboys — DuPree, 3 for 48, 1 touchdown; Hill, 2 for 30, 1 touchdown; D. Pearson, 1 for 29; Johnson, 1 for 28; Dorsett, 2 for 16; Saldi, 1 for 12; Laidlaw, 1 for 1.

## Steelers 14, Cowboys 3

### At Pittsburgh, October 28

|                   |                    |   |   |   |      |
|-------------------|--------------------|---|---|---|------|
| DALLAS            | 0                  | 3 | 0 | 0 | — 3  |
| PITTSBURGH        | 0                  | 7 | 7 | 0 | — 14 |
| Steelers — Harris | 1 run (Bahr kick)  |   |   |   |      |
| Cowboys — FG      | Septien 32         |   |   |   |      |
| Steelers — Harris | 48 run (Bahr kick) |   |   |   |      |
| Attendance        | — 50,199           |   |   |   |      |

## Team Statistics

|                       | Cowboys | Steelers |
|-----------------------|---------|----------|
| First Downs           | 16      | 16       |
| Total Net Yards       | 278     | 288      |
| Net Yards Rushing     | 79      | 173      |
| Net Yards Passing     | 199     | 115      |
| Passes                | 18-42   | 11-25    |
| Passes Intercepted By | 0       | 1        |
| Punts-Average         | 7-39.7  | 9-38.6   |
| Fumbles-Lost          | 0-0     | 0-0      |
| Penalties-Yards       | 6-40    | 4-45     |

### Rushing

Cowboys — Dorsett, 19 for 73; Newhouse, 2 for 2; Laidlaw, 1 for 0; Staubach, 1 for 4.  
Steelers — Harris, 18 for 102, 2 touchdowns; Thornton, 14 for 68; Bleier, 1 for 8; Bradshaw, 2 for —5.

### Passing

Cowboys — Staubach, 11 of 25 for 113 yards; White, 7 of 17 for 95 yards, 1 interception.  
Steelers — Bradshaw, 11 of 25 for 126 yards.

### Receiving

Cowboys — DuPree, 5 for 53; Laidlaw, 1 for 5; D. Pearson, 5 for 89; Dorsett, 3 for 8; P. Pearson, 1 for 9; Springs, 3 for 44.  
Steelers — Stallworth, 7 for 98; Swann, 3 for 29; Harris, 1 for —1.

## Cowboys 16, Giants 14

### At New York, November 4

|                       |                                      |   |   |    |      |
|-----------------------|--------------------------------------|---|---|----|------|
| DALLAS                | 3                                    | 0 | 3 | 10 | — 16 |
| NEW YORK              | 0                                    | 7 | 0 | 7  | — 14 |
| Cowboys — FG          | Septien 26                           |   |   |    |      |
| Giants — Perkins      | 32 pass from Simms (Danelo kick)     |   |   |    |      |
| Cowboys — FG          | Septien 37                           |   |   |    |      |
| Giants — Taylor       | 23 pass from Simms (Danelo kick)     |   |   |    |      |
| Cowboys — D. Pearson, | 32 pass from Staubach (Septien kick) |   |   |    |      |
| Cowboys — FG          | Septien 22                           |   |   |    |      |
| Attendance            | — 76,490                             |   |   |    |      |

### Team Statistics

|                       | Cowboys | Giants |
|-----------------------|---------|--------|
| First Downs           | 19      | 12     |
| Total Net Yards       | 344     | 249    |
| Net Yards Rushing     | 106     | 116    |
| Net Yards Passing     | 238     | 133    |
| Passes                | 20-30   | 10-16  |
| Passes Intercepted By | 1       | 0      |
| Punts-Average         | 5-42.8  | 6-44.8 |
| Fumbles-Lost          | 1-1     | 2-0    |
| Penalties-Yards       | 4-30    | 4-56   |

### Rushing

Cowboys — Dorsett, 16 for 36; Laidlaw, 2 for 15; Newhouse, 9 for 24; Staubach, 4 for 19; Hill, 1 for 12.  
Giants — Taylor, 21 for 68; Kotar, 9 for 19; Simms, 2 for 29.

## Passing

Cowboys — Staubach, 20 of 30 for 266 yards, 1 touchdown.

Giants — Simms, 10 of 16 for 150 yards, 2 touchdowns, 1 interception.

## Receiving

Cowboys — Springs, 3 for 32; Dorsett, 6 for 68; Laidlaw, 2 for 6; D. Pearson, 6 for 124, 1 touchdown; Hill, 2 for 17; Johnson, 1 for 19.

Giants — Perkins, 2 for 34, 1 touchdown; Gray, 2 for 33; Taylor, 2 for 29, 1 touchdown; Shirk, 3 for 47; Scales, 1 for 7.

## Eagles 31, Cowboys 21

### At Dallas, November 12

PHILADELPHIA .. 7 10 7 7 — 31  
DALLAS .. 7 0 0 14 — 21

Cowboys — Hill 48 pass from Staubach (Septien kick)

Eagles — Carmichael 32 pass from Jaworski (Franklin kick)

Eagles — Smith 29 pass from Walton (Franklin kick)

Eagles — FG Franklin 59

Eagles — Carmichael 13 pass from Jaworski (Franklin kick)

Cowboys — Hill 75 pass from Staubach (Septien kick)

Cowboys — DuPree 5 pass from Staubach (Septien kick)

Eagles — Montgomery 37 run (Franklin kick)

Attendance — 62,417

### Team Statistics

|                             | Eagles | Cowboys |
|-----------------------------|--------|---------|
| First Downs .....           | 17     | 17      |
| Total Net Yards .....       | 328    | 408     |
| Net Yards Rushing .....     | 170    | 123     |
| Net Yards Passing .....     | 158    | 285     |
| Passes .....                | 14-35  | 19-35   |
| Passes Intercepted By ..... | 1      | 0       |
| Punts-Average .....         | 8-39.0 | 7-40.6  |
| Fumbles-Lost .....          | 0-0    | 2-2     |
| Penalties-Yards .....       | 3-28   | 4-25    |

### Rushing

Eagles — Montgomery, 25 for 127, 1 touchdown; Harris, 5 for 26; Giamona, 4 for 11; Jaworski, 1 for 4; Barnes, 2 for 3; Campfield, 1 for —1.

Cowboys — Dorsett, 13 for 53; Staubach, 4 for 31; Newhouse, 5 for 16; Laidlaw, 3 for 12; Springs, 1 for 6; D. Pearson, 1 for 5.

### Passing

Eagles — Jaworski, 12 of 29 for 145 yards, 2 touchdowns; Walton, 2 of 6 for 41 yards, 1 touchdown.

Cowboys — Staubach, 17 of 28 for 308 yards, 3 touchdowns; D. White, 2 of 6 for 14 yards, 1 interception; Springs, 0 of 1 for 0 yards.

## Receiving

Eagles — Carmichael, 4 for 69, 2 touchdowns; Smith, 4 for 54, 1 touchdown; Kreple, 1 for 24; Montgomery, 2 for 19; Campfield, 1 for 12; Harris, 2 for 8.

Cowboys — Hill, 7 for 213, 2 touchdowns; Dorsett, 7 for 64; Springs, 2 for 22; Laidlaw, 1 for 12; D. Pearson, 1 for 6; DuPree, 1 for 5, 1 touchdown.

## Redskins 34, Cowboys 20

### At Washington, November 18

DALLAS .....

WASHINGTON .. 7 7 10 10 — 34

Redskins — McDaniels 4 pass from

Theismann (Moseley kick)

Cowboys — FG Septien 34

Redskins — Riggins 3 run (Moseley kick)

Cowboys — FG Septien 37

Redskins — Harmon 10 pass from

Theismann (Moseley kick)

Redskins — FG Moseley 46

Cowboys — D. Pearson 19 pass from

Staubach (Septien kick)

Redskins — Thompson 11 pass from

Theismann (Moseley kick)

Cowboys — D. Pearson 9 pass from D.

White (Septien kick)

Redskins — FG Moseley 45

Attendance — 55,031

### Team Statistics

|                             | Cowboys | Redskins |
|-----------------------------|---------|----------|
| First Downs .....           | 27      | 19       |
| Total Net Yards .....       | 384     | 306      |
| Net Yards Rushing .....     | 85      | 104      |
| Net Yards Passing .....     | 299     | 202      |
| Passes .....                | 29-49   | 15-24    |
| Passes Intercepted By ..... | 0       | 3        |
| Punts-Average .....         | 2-35.0  | 5-41.6   |
| Fumbles-Lost .....          | 3-2     | 1-0      |
| Penalties-Yards .....       | 7-60    | 8-99     |

### Rushing

Cowboys — Newhouse, 6 for 18; Dorsett, 14 for 43; Staubach, 2 for 4; Laidlaw, 3 for 17; Springs, 2 for 6; P. Pearson, 1 for —3.

Redskins — Riggins, 12 for 40, 1 touchdown; Malone, 14 for 21; Theismann, 2 for 6; Harmon, 4 for 22; Forte, 1 for 15.

### Passing

Cowboys — Staubach, 23 of 38 for 276 yards, 1 touchdown, 3 interceptions; D. White, 6 of 11 for 74 yards, 1 touchdown.

Redskins — Theismann, 15 of 24 for 210 yards, 3 touchdowns.

### Receiving

Cowboys — D. Pearson, 8 for 134, 2 touchdowns; Dorsett, 8 for 61; Hill, 6 for 92; Springs, 2 for 18; Laidlaw, 2 for 11; P. Pearson, 1 for 7; DuPree, 1 for 21; Newhouse, 1 for 6.



Redskins — Buggs, 5 for 11; McDaniel, 2 for 5, 1 touchdown; Thompson, 3 for 49, 1 touchdown; Forte, 2 for 24; Harmon, 2 for 14, 1 touchdown; Warren, 1 for 7.

## Oilers 30, Cowboys 24

At Dallas, November 22

HOUSTON ..... 7 10 6 7 - 30  
DALLAS ..... 14 7 0 3 - 24

Cowboys — D. Pearson 56 pass from

Staubach (Septien kick)

Oilers — Campbell 61 run (Fritsch kick)

Cowboys — Newhouse 21 pass from

Staubach (Septien kick)

Oilers — FG Fritsch 27

Cowboys — Dorsett — 1 run (Septien kick)

Oilers — Campbell 27 run (Fritsch kick)

Oilers — Renfro 47 pass from Pastorini (kick failed)

Cowboys — FG Septien 44

Oilers — Burrough 32 pass from

Pastorini (Fritsch kick)

Attendance — 63,897

### Team Statistics

|                       | Oilers | Cowboys |
|-----------------------|--------|---------|
| First Downs           | 17     | 20      |
| Total Net Yards       | 378    | 371     |
| Net Yards Rushing     | 224    | 92      |
| Net Yards Passing     | 154    | 279     |
| Passes                | 9-17   | 21-30   |
| Passes Intercepted By | 2      | 0       |
| Punts-Average         | 4-44.5 | 3-36.6  |
| Fumbles-Lost          | 1-0    | 2-1     |
| Penalties-Yards       | 4-45   | 5-42    |

### Rushing

Oilers — Campbell, 33 for 195, 2 touchdowns; T. Wilson, 4 for 17; Carpenter, 3 for 14; Pastorini, 1 for —2.

Cowboys — Dorsett, 12 for 54, 1 touchdown; Newhouse, 12 for 30; D. Pearson, 1 for 6; Staubach, 4 for 3; Laidlaw, 1 for —1.

### Passing

Oilers — Pastorini, 9 of 17 for 163 yards, 2 touchdowns.

Cowboys — Staubach, 21 of 30 for 287 yards, 2 touchdowns, 2 interceptions.

### Receiving

Oilers — Burrough, 3 for 55, 1 touchdown; Renfro, 2 for 53, 1 touchdown; Caster, 1 for 29; Barber, 2 for 16; Carpenter, 1 for 10.

Cowboys — D. Pearson, 5 for 118, 1 touchdown; Dorsett, 5 for 36; Newhouse, 2 for 36, 1 touchdown; Hill, 2 for 29; Saldi, 2 for 26; DuPree, 1 for 19; P. Pearson, 3 for 16; Cosbie, 1 for 7.

## Cowboys 28, Giants 7

At Dallas, December 2

NEW YORK ..... 7 0 0 0 - 7  
DALLAS ..... 0 7 14 7 - 28

Giants — Taylor 2 run (Danelo kick)

Cowboys — D. Pearson 7 pass from

Staubach (Septien kick)

Cowboys — D. Pearson 8 pass from

Staubach (Septien kick)

Cowboys — D. Pearson 44 pass from

Staubach (Septien kick)

Cowboys — Dorsett 1 run (Septien kick)

Attendance — 63,787

### Team Statistics

|                       | Giants | Cowboys |
|-----------------------|--------|---------|
| First Downs           | 14     | 21      |
| Total Net Yards       | 197    | 316     |
| Net Yards Rushing     | 99     | 166     |
| Net Yards Passing     | 98     | 150     |
| Passes                | 9-15   | 11-19   |
| Passes Intercepted By | 0      | 1       |
| Punts-Average         | 6-38.5 | 3-38.3  |
| Fumbles-Lost          | 2-2    | 1-0     |
| Penalties-Yards       | 5-75   | 4-30    |

### Rushing

Giants — Taylor, 24 for 69, 1 touchdown; Johnson, 6 for 27, Simms, 1 for 3.

Cowboys — Dorsett, 29 for 108, 1 touchdown; Newhouse, 10 for 48; Springs, 2 for 6; Brinson, 2 for 3; Laidlaw, 1 for 1.

### Passing

Giants — Simms, 9 of 15 for 130 yards, 1 interception.

Cowboys — Staubach, 10 of 18 for 164 yards, 3 touchdowns; D. White, 1 of 1 for 10 yards.

### Receiving

Giants — Shirk, 2 for 66; Taylor, 3 for 20; Robinson, 2 for 20; Johnson, 1 for 15; Gray, 1 for 9.

Cowboys — D. Pearson, 5 for 88, 3 touchdowns; Springs, 1 for 27; Saldi, 2 for 21; Dorsett, 1 for 17; Hill, 1 for 11; Wilson, 1 for 10.

## Cowboys 24, Eagles 17

At Philadelphia, December 8

DALLAS ..... 10 0 7 7 - 24  
PHILADELPHIA ..... 3 7 0 7 - 17

Cowboys — Laidlaw 1 run (Septien kick)

Eagles — FG Franklin 27

Cowboys — FG Septien 40

Eagles — Montgomery 14 pass from

Jaworski (Franklin kick)

Cowboys — Newhouse 17 run (Septien

kick)

Cowboys — Johnson 17 pass from

Staubach (Septien kick)

Eagles — Montgomery 1 run (Franklin

kick)

Attendance — 71,434

## Team Statistics

|                       | Cowboys | Eagles |
|-----------------------|---------|--------|
| First Downs           | 19      | 18     |
| Total Net Yards       | 279     | 284    |
| Net Yards Rushing     | 185     | 180    |
| Net Yards Passing     | 94      | 204    |
| Passes                | 11-21   | 13-36  |
| Passes Intercepted By | 1       | 0      |
| Punts-Average         | 4-41.3  | 5-40.6 |
| Fumbles-Lost          | 3-1     | 1-0    |
| Penalties-Yards       | 7-46    | 2-6    |

### Rushing

Cowboys — Newhouse, 12 for 68, 1 touchdown; Laidlaw, 2 for 10; Dorsett, 9 for 36; Springs, 12 for 62; P. Pearson, 2 for -2; Staubach, 3 for 10; Brinson, 1 for 1.

Eagles — Harris, 5 for 15; Montgomery, 23 for 65, 1 touchdown.

### Passing

Cowboys — Staubach, 11 of 21 for 105 yards, 1 touchdown.

Eagles — Jaworski, 13 of 36 for 216 yards, 1 touchdown, 1 interception.

### Receiving

Cowboys — Hill, 3 for 33; P. Pearson, 3 for 27; Newhouse, 2 for 1; Dorsett, 1 for 11; Springs, 1 for 16; Johnson, 1 for 17, 1 touchdown.

Eagles — Krepfle, 3 for 31; Montgomery, 4 for 93, 1 touchdown; Campfield, 2 for 23; Carmichael, 1 for 34; Fitzkee, 2 for 24; Harris, 1 for 11.

|                       |        |        |
|-----------------------|--------|--------|
| Passes Intercepted By | 1      | 0      |
| Punts-Average         | 5-38.0 | 5-42.4 |
| Fumbles-Lost          | 3-1    | 3-2    |
| Penalties-Yards       | 5-43   | 5-74   |

### Rushing

Redskins — Riggins, 22 for 151, 2 touchdowns; Malone, 7 for 20; Theismann, 5 for 16, 1 touchdown; Harmon, 3 for 10; Forte, 2 for 9.

Cowboys — Springs, 21 for 75, 1 touchdown; Newhouse, 9 for 22, 1 touchdown; Johnson, 1 for 13.

### Passing

Redskins — Theismann, 12 of 23 for 200 yards, 1 touchdown.

Cowboys — Staubach, 24 of 42 for 336 yards, 3 touchdowns, 1 interception.

### Receiving

Redskins — Malone, 1 for 55, 1 touchdown; Buggs, 2 for 49; Harmon, 2 for 31; McDaniel, 2 for 19; Thompson, 2 for 19; Forte, 1 for 14; Warren, 1 for 9; Hammond, 1 for 4.

Cowboys — Hill, 8 for 113, 1 touchdown; P. Pearson, 5 for 108, 1 touchdown; Springs, 6 for 58, 1 touchdown; D. Pearson, 1 for 20; Johnson, 1 for 14; Saldi, 1 for 14; DuPree, 1 for 5; Laidlaw, 1 for 4.

## Cowboys 35, Redskins 34

### At Dallas, December 16

WASHINGTON ... 10 7 0 17 - 34  
DALLAS ... 0 14 7 14 - 35

Redskins — FG Moseley 24  
Redskins — Theismann 1 run (Moseley kick)

Redskins — Malone 55 pass from Theismann (Moseley kick)  
Cowboys — Springs 1 run (Septien kick)  
Cowboys — P. Pearson 26 pass from Staubach (Septien kick)

Cowboys — Newhouse 2 run (Septien kick)

Redskins — FG Moseley 24  
Redskins — Riggins 1 run (Moseley kick)

Redskins — Riggins 66 run (Moseley kick)

Cowboys — Springs 26 pass from Staubach (Septien kick)  
Cowboys — Hill 7 pass from Staubach (Septien kick)

Attendance — 62,867

### Team Statistics

|                   | Redskins | Cowboys |
|-------------------|----------|---------|
| First Downs       | 21       | 27      |
| Total Net Yards   | 373      | 434     |
| Net Yards Rushing | 206      | 110     |
| Net Yards Passing | 167      | 324     |
| Passes            | 12-23    | 24-42   |

## 1979 Team Statistics

|                       | DALLAS  | OPP.    |
|-----------------------|---------|---------|
| TOTAL FIRST DOWNS     | 339     | 259     |
| Rushing               | 122     | 105     |
| Passing               | 195     | 135     |
| Penalty               | 22      | 19      |
| Third-Down Efficiency | 120/241 | 80/228  |
| TOTAL NET YARDS       | 5968    | 4586    |
| Avg. Per Game         | 373.0   | 286.6   |
| Total Plays           | 1122    | 978     |
| Avg. Per Play         | 5.3     | 4.7     |
| NET YARDS RUSHING     | 2375    | 2115    |
| Avg. Per Game         | 148.4   | 132.2   |
| Total Rushes          | 578     | 500     |
| Avg. Per Rush         | 4.1     | 4.2     |
| NET YARDS PASSING     | 3593    | 2471    |
| Avg. Per Game         | 224.6   | 154.4   |
| Tackled/Yards Lost    | 41/290  | 43/362  |
| Gross Yards           | 3883    | 2833    |
| Attempts/Completions  | 503/287 | 435/207 |
| Pct. of Completions   | 57.1    | 47.6    |
| Had Intercepted       | 13      | 13      |
| PUNTS/AVERAGE         | 76/41.7 | 96/40.8 |
| PUNT RETURNS/AVG.     | 51/6.5  | 34/7.4  |
| KICKOFF RETURNS/AVG.  | 68/19.4 | 68/23.2 |
| PENALTIES/YARDS       | 100/845 | 70/704  |
| FUMBLES/BALL LOST     | 33/21   | 20/10   |
| TOUCHDOWNS            | 45      | 38      |
| Rushing               | 15      | 15      |
| Passing               | 29      | 21      |
| Returns               | 1       | 2       |
| EXTRA POINTS/ATMPTS.  | 40/45   | 34/38   |
| FIELD GOALS/ATMPTS.   | 19/29   | 17/27   |
| TOTAL POINTS          | 371     | 313     |

# Dallas Cowboys Final 1979 Statistics

## RESULTS AND ATTENDANCE (11-5)

| COWBOYS |                 | OPPONENTS |    |
|---------|-----------------|-----------|----|
| (W) 22  | @ St. Louis     | (50,855)  | 21 |
| (W) 21  | @ San Francisco | (56,728)  | 13 |
| (W) 24  | CHICAGO         | (64,056)  | 20 |
| (L) 7   | @ Cleveland     | (80,123)  | 26 |
| (W) 38  | CINCINNATI      | (63,179)  | 13 |
| (W) 36  | @ Minnesota     | (47,572)  | 20 |
| (W) 30  | LOS ANGELES     | (64,462)  | 6  |
| (W) 22  | ST. LOUIS       | (64,300)  | 13 |
| (L) 3   | @ Pittsburgh    | (50,199)  | 14 |
| (W) 16  | @ New York      | (76,490)  | 14 |
| (L) 21  | PHILADELPHIA    | (62,417)  | 31 |
| (L) 20  | @ Washington    | (55,031)  | 34 |
| (L) 24  | HOUSTON         | (63,897)  | 30 |
| (W) 28  | NEW YORK        | (63,787)  | 7  |
| (W) 24  | @ Philadelphia  | (71,434)  | 17 |
| (W) 35  | WASHINGTON      | (62,867)  | 34 |

## SCORE BY QUARTERS

|           | 1  | 2   | 3  | 4   | Total |
|-----------|----|-----|----|-----|-------|
| COWBOYS   | 73 | 102 | 87 | 109 | 371   |
| Opponents | 87 | 88  | 60 | 78  | 313   |

## FIELD GOALS

|           | 1-19 | 20-29 | 30-39 | 40-49 | 50+ |
|-----------|------|-------|-------|-------|-----|
| COWBOYS   | 0-0  | 7-7   | 7-11  | 3-8   | 2-3 |
| Opponents | 0-0  | 4-4   | 4-6   | 7-13  | 2-4 |

(Septien: 37, 50M, 24, 72); (23, 51); (46, 43M); (34B, 47M); (26); (34); (32); (51, 47M, 29); (32, 32M); (26, 37, 22); (47M); (34, 37); (44); (34M, 31M, 46M); (40); (0-0).

## RECEIVING

| Player     | No. | Yds. | Avg. | Lg. | TD |
|------------|-----|------|------|-----|----|
| Hill       | 60  | 1062 | 17.7 | 75t | 10 |
| D. Pearson | 55  | 1026 | 18.7 | 56t | 8  |
| Dorsett    | 45  | 375  | 8.3  | 32  | 1  |
| DuPree     | 29  | 324  | 11.2 | 33  | 5  |
| P. Pearson | 26  | 333  | 12.8 | 26t | 1  |
| Springs    | 25  | 251  | 10.0 | 27  | 1  |
| Saldi      | 14  | 181  | 12.9 | 23t | 1  |
| Laidlaw    | 12  | 59   | 4.9  | 12  | 0  |
| Newhouse   | 7   | 55   | 7.9  | 21t | 1  |
| Johnson    | 6   | 105  | 17.5 | 28  | 1  |
| Cosbie     | 5   | 36   | 7.2  | 12  | 0  |
| Wilson     | 3   | 76   | 25.3 | 45  | 0  |
| Total      | 287 | 3883 | 13.5 | 75t | 29 |
| Opp. Total | 207 | 2833 | 13.7 | 64t | 21 |

## KICKOFF RETURNS

| Player     | No. | Yds. | Avg. | Lg.  | TD |
|------------|-----|------|------|------|----|
| Springs    | 38  | 780  | 20.5 | 70   | 0  |
| Wilson     | 19  | 328  | 17.2 | 26   | 0  |
| Manning    | 7   | 145  | 20.7 | 47   | 0  |
| Hill       | 1   | 32   | 32.0 | 32   | 0  |
| Brinson    | 2   | 29   | 14.5 | 17   | 0  |
| Huther     | 1   | 8    | 8.0  | 8    | 0  |
| Total      | 68  | 1322 | 19.4 | 70   | 0  |
| Opp. Total | 68  | 1580 | 23.2 | 106t | 1  |

## PASSING

| Player     | Att. | Comp. | Yds. | Pct. | Avg. Att. | TD | Pct. TD | Int. | Pct. Int. | Lg. | Lost/Att. | Rating |
|------------|------|-------|------|------|-----------|----|---------|------|-----------|-----|-----------|--------|
| Staubach   | 461  | 267   | 3586 | 57.9 | 7.78      | 27 | 5.9     | 11   | 2.4       | 75t | 36/240    | 92.4   |
| White      | 39   | 19    | 267  | 48.7 | 6.85      | 1  | 2.6     | 2    | 5.1       | 45  | 4/46      | 58.6   |
| Springs    | 3    | 1     | 30   | 33.0 | 10.00     | 1  | 33.0    | 0    | 0.0       | 30t | 1/4       | 111.0  |
| Total      | 503  | 287   | 3883 | 57.1 | 7.72      | 29 | 5.8     | 13   | 2.6       | 75t | 41/290    | 90.3   |
| Opp. Total | 435  | 207   | 2833 | 47.6 | 6.51      | 21 | 4.8     | 13   | 3.0       | 64t | 43/362    | 72.4   |

## RUSHING

| Player     | Att. | Yds. | Avg. | Lg. | TD |
|------------|------|------|------|-----|----|
| Dorsett    | 250  | 1107 | 4.4  | 41  | 6  |
| Newhouse   | 124  | 449  | 3.6  | 21  | 3  |
| Springs    | 67   | 248  | 3.7  | 15  | 2  |
| Laidlaw    | 69   | 236  | 3.4  | 15  | 3  |
| Staubach   | 37   | 172  | 4.5  | 20  | 0  |
| Brinson    | 14   | 48   | 3.6  | 10  | 0  |
| D. Pearson | 3    | 27   | 9.0  | 16  | 0  |
| D. White   | 1    | 25   | 25.0 | 25  | 0  |
| DuPree     | 2    | 19   | 9.5  | 20  | 0  |
| Hill       | 2    | 18   | 9.0  | 12  | 0  |
| P. Pearson | 7    | 14   | 2.0  | 11  | 1  |
| Johnson    | 1    | 13   | 13.0 | 13  | 0  |
| Saldi      | 1    | -1   | -1.0 | -1  | 0  |
| Total      | 578  | 2375 | 4.1  | 41  | 15 |
| Opp. Total | 500  | 2115 | 4.2  | 76t | 15 |

## INTERCEPTIONS

| Player     | No. | Yds. | Avg. | Lg. | TD |
|------------|-----|------|------|-----|----|
| Hughes     | 2   | 91   | 45.5 | 68  | 0  |
| Harris     | 2   | 35   | 17.5 | 20  | 0  |
| Barnes     | 2   | 20   | 10.0 | 11  | 0  |
| Lewis      | 2   | 8    | 4.0  | 5   | 0  |
| Kyle       | 2   | 0    | 0.0  | 0   | 0  |
| Mitchell   | 1   | 36   | 36.0 | 36  | 0  |
| Thornton   | 1   | 3    | 3.0  | 3   | 0  |
| Thurman    | 1   | 0    | 0.0  | 0   | 0  |
| Total      | 13  | 193  | 14.8 | 68  | 0  |
| Opp. Total | 13  | 114  | 8.8  | 39t | 1  |

## PUNTING

| Player     | No. | Yds. | Avg. | TB | In 20 | Lg. |
|------------|-----|------|------|----|-------|-----|
| D. White   | 76  | 3168 | 41.7 | 9  | 21    | 73  |
| Total      | 76  | 3168 | 41.7 | 9  | 21    | 73  |
| Opp. Total | 96  | 3921 | 40.8 | 8  | 17    | 72  |

## PUNT RETURNS

| Player     | No. | FC | Yds. | Avg. | Lg. | TD |
|------------|-----|----|------|------|-----|----|
| Wilson     | 35  | 12 | 236  | 6.8  | 13  | 0  |
| Manning    | 10  | 2  | 55   | 5.5  | 17  | 0  |
| Hill       | 6   | 1  | 43   | 7.2  | 12  | 0  |
| Total      | 51  | 15 | 334  | 6.5  | 17  | 0  |
| Opp. Total | 34  | 18 | 252  | 7.4  | 31  | 0  |

## SCORING

| Player     | TDR | TDP | TDRt | FG    | PAT   | TP  |
|------------|-----|-----|------|-------|-------|-----|
| Septien    | 0   | 0   | 0    | 19-29 | 40-44 | 97  |
| Hill       | 0   | 10  | 0    | 0-0   | 0-0   | 60  |
| D. Pearson | 0   | 8   | 0    | 0-0   | 0-0   | 68  |
| Dorsett    | 6   | 1   | 0    | 0-0   | 0-0   | 42  |
| DuPree     | 0   | 5   | 0    | 0-0   | 0-0   | 30  |
| Newhouse   | 3   | 1   | 0    | 0-0   | 0-0   | 24  |
| Laidlaw    | 3   | 0   | 0    | 0-0   | 0-0   | 18  |
| Springs    | 2   | 1   | 0    | 0-0   | 0-0   | 18  |
| P. Pearson | 1   | 1   | 0    | 0-0   | 0-0   | 12  |
| Barnes     | 0   | 0   | 1    | 0-0   | 0-0   | 6   |
| Johnson    | 0   | 1   | 0    | 0-0   | 0-0   | 6   |
| Saldi      | 0   | 1   | 0    | 0-0   | 0-0   | 6   |
| Total      | 15  | 29  | 1    | 19-29 | 40-45 | 371 |
| Opp. Total | 16  | 21  | 2    | 17-27 | 34-38 | 313 |

# Divisional Playoff

**DALLAS, Dec. 30** — The Cowboys were eliminated from a chance at their sixth Super Bowl appearance of the '70s when the Los Angeles Rams scored on three long passes, the winner coming with only 2:06 to play.

The Cowboys fought back from a 14-5 halftime deficit to take a 19-14 lead early in the fourth quarter. But with a first down at mid-field and 2:16 remaining, Rams quarterback Vince Ferragamo tossed a pass over the middle that was tipped by Dallas linebacker Mike Hegman but still caught at the 27 by Billy Waddy, who outran the Cowboys defense to the end zone.

Dallas took an early 2-0 lead on a safety when Randy White chased down Ferragamo in the end zone. But early in the second quarter Wendell Tyler got loose down the sideline for a 32-yard touchdown pass that sent Los Angeles ahead.

After Rafael Septien's 33-yard field goal brought the Cowboys within 7-5 with 52 seconds left in the half, the Rams moved 70 yards in four plays to take a 14-5 lead, the TD coming on a 43-yard Ferragamo pass in the end zone to Ron Smith with three seconds left.

Ron Springs' one-yard plunge capped a 54-yard Dallas TD drive in the third quarter that cut the Rams' lead to 14-12. On the Rams' next series Dallas got the ball back on Cliff Harris' interception and 22-yard return to the Dallas 43. The Cowboys took advantage of the turnover and temporarily regained the lead on Roger Staubach's two-yard scoring pass to Jay Saldi at the end of the 57-yard drive.

## Rams 21, Cowboys 19

At Dallas, December 30

|  |   |    |   |      |
|--|---|----|---|------|
| LOS ANGELES ..                         | 0 | 14 | 0 | 7-21 |
| DALLAS .....                           | 2 | 3  | 7 | 7-19 |
| Cowboys — Safety, R. White tackled     |   |    |   |      |
| Ferragamo in end zone                  |   |    |   |      |
| Rams — Tyler 32 pass from Ferragamo    |   |    |   |      |
| (Corral kick)                          |   |    |   |      |
| Cowboys — FG Septien 33                |   |    |   |      |
| Rams — Smith 43 pass from Ferragamo    |   |    |   |      |
| (Corral kick)                          |   |    |   |      |
| Cowboys — Springs 1 run (Septien kick) |   |    |   |      |
| Cowboys — Saldi 2 pass from Staubach   |   |    |   |      |
| (Septien kick)                         |   |    |   |      |
| Los Angeles — Waddy 50 pass from       |   |    |   |      |
| Ferragamo (Corral kick)                |   |    |   |      |
| Attendance — 64,792                    |   |    |   |      |

### Team Statistics

|                             | Rams   | Cowboys |
|-----------------------------|--------|---------|
| First Downs .....           | 16     | 16      |
| Total Net Yards .....       | 361    | 280     |
| Net Yards Rushing .....     | 159    | 156     |
| Net Yards Passing .....     | 202    | 124     |
| Passes .....                | 9-21   | 12-29   |
| Passes Intercepted By ..... | 1      | 2       |
| Punts-Average .....         | 5-40.6 | 8-36.8  |
| Fumbles-Lost .....          | 0-0    | 0-0     |
| Penalties-Yards .....       | 6-44   | 7-55    |

### Rushing

Rams — W. Tyler, 19 for 82; Bryant, 17 for 67; Cromwell, 1 for 7; Waddy, 1 for 3; Ferragamo, 1 for 0.

Cowboys — Dorsett, 19 for 87; Du-Pree, 1 for 27; Newhouse, 7 for 21; Springs, 5 for 20, 1 touchdown; Staubach, 1 for 3; P. Pearson, 1 for -2.

### Passing

Rams — Ferragamo, 9-of-21 for 210 yards, 3 touchdowns, 2 interceptions.

Cowboys — Staubach, 12-of-28 for 124 yards, 1 touchdown, 1 interception; Springs, 0-of-1 for 0 yards.

### Receiving

Rams — Waddy, 3 for 97, 1 touchdown; Smith, 2 for 55, 1 touchdown; Tyler, 2 for 40, 1 touchdown; Dennard, 1 for 15; Bryant, 1 for 3.

Cowboys — D. Pearson, 3 for 61; Du-Pree, 2 for 26; Saldi, 2 for 17, 1 touchdown; P. Pearson, 2 for 15; Johnson, 1 for 3; Springs, 1 for 2; Hill, 1 for 0.

# THE RECORDS

A black and white action photograph from a football game. The central figure is a player in a white jersey with the number 4, wearing a white helmet with a dark stripe. He is running forward with the football tucked in his right arm. He is being tackled from behind by two players in dark jerseys. The player on the left has the number 56 on his back, and the player on the right has the number 99. The background is a blurred crowd of spectators in a stadium.

HALL OF FAME BOB LILLY

# Cowboys All-Time Leaders

## RUSHING

| Player                        | Att.  | Yds.  | Avg. | Long | TD |
|-------------------------------|-------|-------|------|------|----|
| 1. Perkins, Don (1961-68)     | 1,500 | 6,217 | 4.1  | 59   | 42 |
| 2. Hill, Calvin (1969-74)     | 1,166 | 5,009 | 4.3  | 55   | 39 |
| 3. Newhouse, Robert (1972-79) | 1,033 | 4,187 | 4.1  | 54   | 24 |
| 4. Garrison, Walt (1966-74)   | 899   | 3,886 | 4.3  | 41   | 30 |
| 5. Dorsett, Tony (1977-79)    | 748   | 3,439 | 4.6  | 84   | 25 |
| 6. Staubach, Roger (1969-79)  | 410   | 2,264 | 5.5  | 33   | 20 |
| 7. Marsh, Amos (1961-64)      | 427   | 2,065 | 4.8  | 71   | 14 |
| 8. Reeves, Dan (1965-72)      | 535   | 1,990 | 3.7  | 67   | 25 |
| 9. Thomas, Duane (1970-71)    | 326   | 1,596 | 4.9  | 56   | 16 |

## PASSING

| Player                    | Att.  | Comp. | Pct. | Yds.   | TD  | Int. | Rating |
|---------------------------|-------|-------|------|--------|-----|------|--------|
| 1. Staubach, R. (1969-79) | 2,958 | 1,685 | 57.0 | 22,700 | 153 | 109  | 83.5   |
| 2. Morton, C. (1965-74)   | 1,308 | 685   | 52.4 | 10,279 | 80  | 73   | 75.5   |
| 3. Meredith, D. (1960-68) | 2,308 | 1,170 | 50.7 | 17,199 | 135 | 111  | 74.7   |
| 4. LeBaron, E. (1960-63)  | 692   | 359   | 51.9 | 5,331  | 45  | 52   | 67.8   |

## RECEIVING

| Player                         | No. | Yds.  | Avg. | Long | TD |
|--------------------------------|-----|-------|------|------|----|
| 1. Hayes, Bob (1965-74)        | 365 | 7,295 | 20.0 | 95   | 71 |
| 2. Pearson, Drew (1973-79)     | 335 | 5,713 | 17.1 | 67   | 31 |
| 3. Clarke, Frank (1960-67)     | 281 | 5,214 | 18.6 | 80   | 50 |
| 4. DuPree, Billy Joe (1973-79) | 200 | 2,856 | 14.3 | 42   | 29 |
| 5. Rentzel, Lance (1967-70)    | 183 | 3,521 | 19.2 | 86   | 31 |
| 6. Garrison, Walt (1966-74)    | 182 | 1,794 | 9.9  | 53   | 9  |
| 7. Pearson, Preston (1975-79)  | 169 | 2,061 | 12.2 | 49   | 9  |
| 8. Howton, Billy (1960-63)     | 161 | 2,368 | 14.7 | 69   | 17 |
| 9. Perkins, Don (1961-68)      | 146 | 1,310 | 9.0  | 39   | 3  |
| 10. Hill, Calvin (1969-74)     | 139 | 1,359 | 9.8  | 39   | 6  |

## PUNTING

| Player                         | No. | Avg. | Long | Blk. |
|--------------------------------|-----|------|------|------|
| 1. Baker, Sam (1962-63)        | 128 | 45.1 | 72   | 0    |
| 2. Sherer, Dave (1960)         | 57  | 42.5 | 67   | 1    |
| 3. Widby, Ron (1968-71)        | 247 | 41.8 | 84   | 2    |
| 4. Lothridge, Billy (1964)     | 62  | 40.3 | 75   | 1    |
| 4. Villanueva, Danny (1965-67) | 192 | 40.3 | 58   | 1    |
| 6. White, Danny (1976-79)      | 302 | 40.1 | 73   | 3    |
| 7. Carrell, Duane (1974)       | 40  | 39.8 | 59   | 0    |
| 8. Hoopes, Mitch (1975)        | 68  | 39.4 | 55   | 1    |
| 9. Bateman, Marv (1972-74)     | 139 | 39.3 | 62   | 2    |
| 10. Green, Allen (1961)        | 61  | 36.7 | 53   | 1    |

### INTERCEPTIONS

| Player                       | No. | Yds. | Avg. | Long | TD |
|------------------------------|-----|------|------|------|----|
| 1. Renfro, Mel (1964-77)     | 52  | 626  | 12.0 | 90   | 3  |
| 2. Green, Cornell (1962-74)  | 34  | 552  | 16.2 | 59   | 2  |
| 3. Waters, Charlie (1970-78) | 33  | 485  | 14.7 | 56   | 2  |
| 4. Jordan, Lee Roy (1963-76) | 32  | 472  | 14.8 | 49   | 3  |
| 5. Harris, Cliff (1970-79)   | 29  | 281  | 9.7  | 60   | 1  |
| 6. Howley, Chuck (1961-73)   | 24  | 395  | 16.5 | 58   | 2  |
| 7. Bishop, Don (1960-65)     | 22  | 364  | 16.5 | 57   | 0  |
| 8. Gaechter, Mike (1962-69)  | 21  | 420  | 20.0 | 100  | 1  |
| 9. Tubbs, Jerry (1960-67)    | 15  | 176  | 11.7 | 44   | 0  |

### PUNT RETURNS (Min. 40 Returns)

| Player                        | No. | Yds.  | Avg. | Long | TD |
|-------------------------------|-----|-------|------|------|----|
| 1. Hayes, Bob (1965-74)       | 104 | 1,158 | 11.1 | 90   | 3  |
| 2. Johnson, Butch (1976-79)   | 146 | 1,313 | 9.0  | 55   | 0  |
| 3. Richards, Golden (1973-78) | 62  | 501   | 8.1  | 46   | 1  |
| 4. Renfro, Mel (1964-77)      | 109 | 842   | 7.7  | 69   | 1  |
| 5. Harris, Cliff (1970-79)    | 66  | 418   | 6.3  | 35   | 0  |

### KICKOFF RETURNS (Min. 40 Returns)

| Player                      | No. | Yds.  | Avg. | Long | TD |
|-----------------------------|-----|-------|------|------|----|
| 1. Renfro, Mel (1964-77)    | 85  | 2,246 | 26.4 | 100  | 2  |
| 2. Harris, Cliff (1970-79)  | 63  | 1,622 | 25.7 | 77   | 0  |
| 3. Marsh, Amos (1961-64)    | 65  | 1,561 | 24.0 | 101  | 1  |
| 4. Johnson, Butch (1976-79) | 79  | 1,832 | 23.2 | 74   | 0  |
| 5. Garrison, Walt (1966-74) | 41  | 813   | 19.8 | 36   | 0  |

### SCORING

| Player                           | TD | PAT     | FG | Total |
|----------------------------------|----|---------|----|-------|
| 1. Hayes, Bob (1965-74)          | 76 | —       | —  | 456   |
| 2. Clark, Mike (1968-71, 1973)   | —  | 180     | 69 | 387   |
| 3. Fritsch, Toni (1971-73, 1975) | —  | 119     | 66 | 317   |
| 4. Clarke, Frank (1960-67)       | 51 | —       | —  | 306   |
| 5. Perkins, Don (1961-68)        | 45 | —       | —  | 270   |
| 5. Hill, Calvin (1969-74)        | 45 | —       | —  | 270   |
| 7. Villanueva, Danny (1965-67)   | —  | 134     | 42 | 260   |
| 8. Reeves, Dan (1965-72)         | 42 | 1 (run) | —  | 253   |

### FIELD GOALS

| Player                            | Att. | Made | Pct. | Long |
|-----------------------------------|------|------|------|------|
| 1. Clark, Mike (1968-71, 1973)    | 119  | 69   | .580 | 50   |
| 2. Fritsch, Toni (1971-73, 75)    | 107  | 66   | .617 | 54   |
| 3. Herrera, Efred (1974, 1976-77) | 65   | 44   | .677 | 52   |
| 4. Villanueva, Danny (1965-67)    | 81   | 42   | .519 | 41   |
| 5. Septien, Rafael (1978-79)      | 55   | 35   | .636 | 51   |
| 6. Baker, Sam (1962-63)           | 47   | 23   | .489 | 53   |
| 7. Van Raaphorst, Dick (1964)     | 29   | 14   | .483 | 43   |
| 8. Cone, Fred (1960)              | 13   | 6    | .462 | 45   |
| 9. Bielski, Dick (1961)           | 9    | 6    | .667 | 42   |
| 10. Percival, Mac (1974)          | 8    | 2    | .250 | 33   |

# Individual Season Records

## RUSHING

|                             |       |                |      |
|-----------------------------|-------|----------------|------|
| Most Yards Gained           | 1,325 | — Tony Dorsett | 1978 |
| Most Carries                | 290   | — Tony Dorsett | 1978 |
| Best Avg. (Min. 50 carries) | 5.6   | — Amos Marsh   | 1962 |
| Most Touchdowns             | 12    | — Tony Dorsett | 1977 |

## PASSING

|                            |       |                  |      |
|----------------------------|-------|------------------|------|
| Most Attempts              | 461   | — Roger Staubach | 1979 |
| Most Completions           | 267   | — Roger Staubach | 1979 |
| Most Yards Gained          | 3,586 | — Roger Staubach | 1979 |
| Most Touchdowns            | 27    | — Roger Staubach | 1979 |
| Best Percentage            | 62.6  | — Roger Staubach | 1973 |
| Best Avg. Gain Per Attempt | 8.9   | — Roger Staubach | 1971 |
| Most Interceptions         | 25    | — Eddie LeBaron  | 1960 |
| Poorest Percentage         | 37.7  | — Don Heinrich   | 1960 |

## RECEIVING

|                                |       |                             |      |
|--------------------------------|-------|-----------------------------|------|
| Most Receptions                | 65    | — Frank Clarke              | 1964 |
| Most Yards Gained              | 1,232 | — Bob Hayes                 | 1966 |
| Most Touchdowns                | 14    | — Frank Clarke              | 1962 |
| Best Avg. (Min. 14 receptions) | 26.1  | — Bob Hayes (34 receptions) | 1970 |

## SCORING

|                   |     |                    |      |
|-------------------|-----|--------------------|------|
| Most Points       | 107 | — Danny Villanueva | 1966 |
| Most Touchdowns   | 16  | — Dan Reeves       | 1966 |
| Most PATs         | 56  | — Danny Villanueva | 1966 |
| Most Field Goals  | 22  | — Toni Fritsch     | 1975 |
| Most PAT Attempts | 56  | — Danny Villanueva | 1966 |
| Most FG Attempts  | 36  | — Mike Clark       | 1969 |
|                   |     | Toni Fritsch       | 1972 |

## DEFENSE

|                              |       |                              |      |
|------------------------------|-------|------------------------------|------|
| Most Unassisted Tackles      | 100   | — Lee Roy Jordan             | 1975 |
| Most Assisted Tackles        | 101   | — Jerry Tubbs                | 1960 |
| Most Tackles, Combined       | 163   | — Lee Roy Jordan             | 1973 |
| Most Intercepted Passes      | 10    | — Mel Renfro                 | 1969 |
| Most Yds. Ret. Int. Passes   | 211   | — Cornell Green (seven int.) | 1963 |
| Most Kickoff Returns         | 40    | — Mel Renfro                 | 1964 |
| Most Yds. on Kickoff Returns | 1,017 | — Mel Renfro                 | 1964 |
| Most Punt Returns            | 51    | — Butch Johnson              | 1978 |
| Most Yards Punt Returns      | 489   | — Butch Johnson              | 1976 |



# Cowboys Leaders By Years

| Year | Player           | RUSHING |       |      |      |    | NFL/<br>NFC<br>Rank |
|------|------------------|---------|-------|------|------|----|---------------------|
|      |                  | Att.    | Yds.  | Avg. | Long | TD |                     |
| 1960 | Dupre, L. G.     | 104     | 362   | 3.5  | 18   | 3  | 20                  |
| 1961 | *Perkins, Don    | 200     | 815   | 4.1  | 47   | 4  | 6                   |
| 1962 | Perkins, Don     | 222     | 945   | 4.3  | 35   | 7  | 5                   |
| 1963 | Perkins, Don     | 149     | 614   | 4.1  | 19   | 7  | 10                  |
| 1964 | Perkins, Don     | 174     | 768   | 4.4  | 59   | 6  | 5                   |
| 1965 | Perkins, Don     | 177     | 690   | 3.9  | 43   | 0  | 7                   |
| 1966 | Reeves, Dan      | 175     | 757   | 4.3  | 67   | 8  | 6                   |
| 1967 | Perkins, Don     | 201     | 823   | 4.1  | 30   | 6  | 6                   |
| 1968 | Perkins, Don     | 191     | 836   | 4.4  | 28   | 4  | 6                   |
| 1969 | *Hill, Calvin    | 204     | 942   | 4.6  | 55   | 8  | 2                   |
| 1970 | *Thomas, Duane   | 151     | 803   | 5.3  | 47   | 5  | 8/5                 |
| 1971 | Thomas, Duane    | 175     | 793   | 4.5  | 56   | 11 | 11/7                |
| 1972 | Hill, Calvin     | 245     | 1,036 | 4.2  | 26   | 6  | 7/3                 |
| 1973 | Hill, Calvin     | 273     | 1,142 | 4.2  | 21   | 6  | 3/2                 |
| 1974 | Hill, Calvin     | 185     | 844   | 4.6  | 27   | 7  | 8/3                 |
| 1975 | Newhouse, Robert | 209     | 930   | 4.4  | 29   | 2  | 9/4                 |
| 1976 | Dennison, Doug   | 153     | 542   | 3.5  | 14   | 6  | 35/18               |
| 1977 | *Dorsett, Tony   | 208     | 1,007 | 4.8  | 84   | 12 | 9/4                 |
| 1978 | Dorsett, Tony    | 290     | 1,325 | 4.6  | 63   | 7  | 3/2                 |
| 1979 | Dorsett, Tony    | 250     | 1,107 | 4.4  | 41   | 6  | 11/8                |

| Year | Player       | PASSING |       |      |       |    |      | NFL/<br>NFC<br>Rank |        |
|------|--------------|---------|-------|------|-------|----|------|---------------------|--------|
|      |              | Att.    | Comp. | Pct. | Yds.  | TD | Int. |                     | Rating |
| 1960 | LeBaron, E.  | 225     | 111   | 49.3 | 1,736 | 12 | 25   | 53.4                | 8      |
| 1961 | LeBaron, E.  | 236     | 120   | 50.8 | 1,741 | 14 | 16   | 66.5                | 9      |
| 1962 | LeBaron, E.  | 166     | 95    | 57.2 | 1,436 | 16 | 9    | 95.3                | 3      |
| 1963 | Meredith, D. | 310     | 167   | 53.9 | 2,381 | 17 | 18   | 73.2                | 10     |
| 1964 | Meredith, D. | 323     | 158   | 48.9 | 2,143 | 9  | 16   | 67.3                | 15     |
| 1965 | Meredith, D. | 305     | 141   | 46.2 | 2,415 | 22 | 13   | 79.7                | 8      |
| 1966 | Meredith, D. | 344     | 177   | 51.5 | 2,805 | 24 | 12   | 87.7                | 4      |
| 1967 | Meredith, D. | 255     | 128   | 50.2 | 1,834 | 16 | 16   | 68.6                | 8      |
| 1968 | Meredith, D. | 309     | 171   | 55.3 | 2,500 | 21 | 12   | 88.3                | 2      |
| 1969 | Morton, C.   | 302     | 162   | 53.6 | 2,619 | 21 | 15   | 85.4                | 5      |
| 1970 | Morton, C.   | 207     | 102   | 49.3 | 1,819 | 15 | 7    | 89.7                | 5/4    |
| 1971 | Staubach, R. | 211     | 126   | 59.7 | 1,882 | 15 | 4    | 104.8               | 1/1    |
| 1972 | Morton, C.   | 339     | 185   | 54.6 | 2,396 | 15 | 21   | 65.9                | 15/7   |
| 1973 | Staubach, R. | 286     | 179   | 62.6 | 2,428 | 23 | 15   | 94.6                | 1/1    |
| 1974 | Staubach, R. | 360     | 190   | 52.8 | 2,552 | 11 | 15   | 68.5                | 14/7   |
| 1975 | Staubach, R. | 348     | 198   | 56.9 | 2,666 | 17 | 16   | 78.6                | 8/2    |
| 1976 | Staubach, R. | 369     | 208   | 56.4 | 2,715 | 14 | 11   | 79.9                | 8/5    |
| 1977 | Staubach, R. | 361     | 210   | 58.2 | 2,620 | 18 | 9    | 87.1                | 2/1    |
| 1978 | Staubach, R. | 413     | 231   | 55.9 | 3,190 | 25 | 16   | 84.9                | 1/1    |
| 1979 | Staubach, R. | 461     | 267   | 57.9 | 3,586 | 27 | 11   | 92.4                | 1/1    |

| Year | Player        | RECEIVING |       |      |      |    | NFL/<br>NFC<br>Rank |
|------|---------------|-----------|-------|------|------|----|---------------------|
|      |               | No.       | Yds.  | Avg. | Long | TD |                     |
| 1960 | Doran, Jim    | 31        | 554   | 17.9 | 15   | 3  | 21                  |
| 1961 | Howton, Billy | 56        | 785   | 14.0 | 53   | 4  | 6                   |
| 1962 | Howton, Billy | 49        | 706   | 14.4 | 69   | 6  | 15                  |
| 1963 | Clarke, Frank | 43        | 833   | 19.4 | 75   | 10 | 3                   |
| 1964 | Clarke, Frank | 65        | 973   | 15.0 | 49   | 5  | 3                   |
| 1965 | *Hayes, Bob   | 46        | 1,003 | 21.8 | 82   | 12 | 13                  |
| 1966 | Hayes, Bob    | 64        | 1,232 | 19.3 | 95   | 13 | 4                   |

\*Rookie

## Leaders By Years (Cont.)

| Year | Player           | RECEIVING (Cont.) |       |      |      | TD | NFL/<br>NFC<br>Rank |
|------|------------------|-------------------|-------|------|------|----|---------------------|
|      |                  | No.               | Yds.  | Avg. | Long |    |                     |
| 1967 | Rentzel, Lance   | 58                | 996   | 17.2 | 74   | 8  | 6                   |
| 1968 | Rentzel, Lance   | 54                | 1,009 | 18.7 | 65   | 6  | 3                   |
| 1969 | Rentzel, Lance   | 43                | 960   | 22.3 | 75   | 12 | 20                  |
| 1970 | Hayes, Bob       | 34                | 889   | 26.1 | 89   | 10 | 45/26               |
| 1971 | Garrison, Walt   | 40                | 396   | 9.9  | 36   | 1  | 23/10               |
| 1972 | Hill, Calvin     | 43                | 364   | 8.5  | 33   | 3  | 18/9                |
| 1973 | Hill, Calvin     | 32                | 290   | 9.1  | 29   | 0  | 36/21               |
| 1974 | Pearson, Drew    | 62                | 1,087 | 17.9 | 50   | 2  | 3/2                 |
| 1975 | Pearson, Drew    | 46                | 822   | 17.9 | 46   | 8  | 16/9                |
| 1976 | Pearson, Drew    | 58                | 806   | 13.9 | 40   | 6  | 4/1                 |
| 1977 | Pearson, Drew    | 48                | 870   | 18.1 | 67   | 2  | 9/3                 |
| 1978 | Pearson, Preston | 47                | 256   | 11.2 | 34   | 0  | 26/15               |
| 1979 | Hill, Tony       | 60                | 1,062 | 17.7 | 75t  | 10 | 12/6                |

| Year | Player            | PUNTING |      |      | Had<br>Blocked | NFL/<br>NFC<br>Rank |
|------|-------------------|---------|------|------|----------------|---------------------|
|      |                   | No.     | Avg. | Long |                |                     |
| 1960 | Sherer, Dave      | 57      | 42.5 | 67   | 1              | 7                   |
| 1961 | *Green, Allen     | 61      | 36.7 | 53   | 1              | 14                  |
| 1962 | Baker, Sam        | 57      | 45.4 | 72   | 0              | 3                   |
| 1963 | Baker, Sam        | 71      | 44.2 | 64   | 0              | 7                   |
| 1964 | *Lothridge, Billy | 62      | 40.3 | 75   | 1              | 15                  |
| 1965 | Villanueva, Danny | 60      | 41.8 | 58   | 0              | 10                  |
| 1966 | Villanueva, Danny | 65      | 39.2 | 58   | 1              | 13                  |
| 1967 | Villanueva, Danny | 67      | 40.4 | 57   | 0              | 9                   |
| 1968 | Widby, Ron        | 59      | 40.9 | 84   | 0              | 5                   |
| 1969 | Widby, Ron        | 63      | 43.3 | 62   | 0              | 2                   |
| 1970 | Widby, Ron        | 69      | 41.3 | 59   | 1              | 10/2                |
| 1971 | Widby, Ron        | 56      | 41.6 | 59   | 1              | 8/3                 |
| 1972 | *Bateman, Marv    | 51      | 38.2 | 61   | 0              | 24/13               |
| 1973 | Bateman, Marv     | 55      | 41.6 | 62   | 2              | 11/7                |
| 1974 | *Carrell, Duane   | 40      | 39.8 | 59   | 0              | 11/5                |
| 1975 | *Hoopes, Mitch    | 68      | 39.4 | 55   | 1              | 16/9                |
| 1976 | *White, Danny     | 70      | 38.4 | 54   | 2              | 20/9                |
| 1977 | White, Danny      | 80      | 39.6 | 57   | 1              | 12/8                |
| 1978 | White, Danny      | 76      | 40.5 | 56   | 1              | 8/5                 |
| 1979 | White, Danny      | 76      | 41.7 | 73   | 0              | 4/2                 |

| Year | Player              | SCORING |     |    |      | NFL/<br>NFC<br>Rank |
|------|---------------------|---------|-----|----|------|---------------------|
|      |                     | TD      | PAT | FG | Tot. |                     |
| 1960 | Cone, Fred          | 0       | 21  | 6  | 39   |                     |
| 1961 | Clarke, Frank       | 9       | 0   | 0  | 54   | 22                  |
| 1962 | Baker, Sam          | 0       | 50  | 14 | 92   | 6                   |
| 1963 | Baker, Sam          | 0       | 38  | 9  | 65   | 14                  |
| 1964 | *VanRaaphorst, Dick | 0       | 28  | 14 | 70   | 13                  |
| 1965 | Villanueva, Danny   | 0       | 37  | 16 | 85   | 10                  |
| 1966 | Villanueva, Danny   | 0       | 56  | 17 | 107  | 2                   |
| 1967 | Hayes, Bob          | 11      | 0   | 0  | 66   | T16                 |
|      | Reeves, Dan         | 11      | 0   | 0  | 66   | T16                 |
| 1968 | Clark, Mike         | 0       | 54  | 17 | 105  | 2                   |
| 1969 | Clark, Mike         | 0       | 43  | 20 | 103  | 2                   |
| 1970 | Clark, Mike         | 0       | 35  | 18 | 89   | 12/8                |
| 1971 | Clark, Mike         | 0       | 47  | 13 | 86   | 13/7                |
| 1972 | Fritsch, Toni       | 0       | 36  | 21 | 99   | 7/3                 |

\*Rookie

\*\*Did Not Qualify (Minimum 14 returns required).

## Leaders By Years (Cont.)

| Year | Player          | SCORING (Cont.) |     |    |      | NFL/<br>NFC<br>Rank |
|------|-----------------|-----------------|-----|----|------|---------------------|
|      |                 | TD              | PAT | FG | Tot. |                     |
| 1973 | Fritsch, Toni   | 0               | 43  | 18 | 97   | 11/7                |
| 1974 | *Herrera, Efren | 0               | 33  | 8  | 57   | 26/9                |
| 1975 | Fritsch, Toni   | 0               | 38  | 22 | 104  | 3/2                 |
| 1976 | Herrera, Efren  | 0               | 34  | 18 | 88   | 6/4                 |
| 1977 | Herrera, Efren  | 0               | 39  | 18 | 93   | 3/2                 |
| 1978 | Septien, Rafael | 0               | 46  | 16 | 94   | 5/2                 |
| 1979 | Septien, Rafael | 0               | 40  | 19 | 97   | 8/3                 |

| Year | Player             | KICKOFF RETURNS |       |      |      |    | NFL/<br>NFC<br>Rank |
|------|--------------------|-----------------|-------|------|------|----|---------------------|
|      |                    | No.             | Yds.  | Avg. | Long | TD |                     |
| 1960 | Franckhauser, Tom  | 26              | 526   | 20.2 | 46   | 0  | 19                  |
| 1961 | *Marsh, Amos       | 26              | 667   | 25.7 | 79   | 0  | 13                  |
| 1962 | Marsh, Amos        | 29              | 725   | 25.0 | 101  | 1  | 10                  |
| 1963 | *Stiger, Jim       | 18              | 432   | 24.0 | 66   | 0  | 12                  |
| 1964 | *Renfro, Mel       | 40              | 1,017 | 25.4 | 65   | 0  | 7                   |
| 1965 | Renfro, Mel        | 21              | 630   | 30.0 | 100  | 1  | 4                   |
| 1966 | Renfro, Mel        | 19              | 487   | 25.6 | 87   | 1  | 9                   |
| 1967 | Garrison, Walt     | 20              | 366   | 18.3 | 36   | 0  | 23                  |
| 1968 | Baynham, Craig     | 23              | 590   | 25.7 | 40   | 0  | 7                   |
| 1969 | *Flowers, Richmond | 11              | 283   | 25.7 | 30   | 0  | 29                  |
| 1970 | *Thomas, Duane     | 19              | 416   | 21.9 | 33   | 0  | 23/10               |
| 1971 | Harris, Cliff      | 29              | 823   | 28.4 | 77   | 0  | 4/4                 |
| 1972 | Harris, Cliff      | 26              | 615   | 23.7 | 44   | 0  | 23/11               |
| 1973 | **Montgomery, Mike | 6               | 175   | 29.2 | 63   | 0  | DNQ                 |
| 1974 | *Morgan, Dennis    | 35              | 823   | 23.5 | 43   | 0  | 21/11               |
| 1975 | Pearson, Preston   | 16              | 391   | 24.4 | 42   | 0  | 13/7                |
| 1976 | *Johnson, Butch    | 28              | 693   | 24.8 | 74   | 0  | 11/5                |
| 1977 | Johnson, Butch     | 22              | 536   | 24.4 | 64   | 0  | 9/5                 |
| 1978 | Johnson, Butch     | 29              | 603   | 20.8 | 56   | 0  | 27/12               |
| 1979 | *Springs, Ron      | 38              | 780   | 20.5 | 70   | 0  | 25/12               |

| Year | Player              | FIELD GOALS |      |      | NFL/<br>NFC<br>Rank |      |
|------|---------------------|-------------|------|------|---------------------|------|
|      |                     | Att.        | Made | Pct. |                     |      |
| 1960 | Cone, Fred          | 13          | 6    | .462 | 45                  | 12   |
| 1961 | Bielski, Dick       | 9           | 6    | .667 | 42                  | 13   |
| 1962 | Baker, Sam          | 27          | 14   | .519 | 53                  | 3    |
| 1963 | Baker, Sam          | 20          | 9    | .450 | 53                  | 12   |
| 1964 | *VanRaaphorst, Dick | 29          | 14   | .483 | 43                  | 8    |
| 1965 | Villanueva, Danny   | 27          | 16   | .593 | 41                  | 7    |
| 1966 | Villanueva, Danny   | 31          | 17   | .548 | 37                  | 8    |
| 1967 | Villanueva, Danny   | 23          | 9    | .391 | 34                  | 14   |
| 1968 | Clark, Mike         | 29          | 17   | .586 | 50                  | 7    |
| 1969 | Clark, Mike         | 36          | 20   | .555 | 47                  | 5    |
| 1970 | Clark, Mike         | 27          | 18   | .667 | 43                  | 7/4  |
| 1971 | Clark, Mike         | 25          | 13   | .520 | 48                  | 19/9 |
| 1972 | Fritsch, Toni       | 36          | 21   | .583 | 54                  | 18/8 |
| 1973 | Fritsch, Toni       | 28          | 18   | .643 | 37                  | 12/4 |
| 1974 | *Herrera, Efren     | 13          | 8    | .615 | 39                  | 11/5 |
| 1975 | Fritsch, Toni       | 35          | 22   | .629 | 43                  | 14/8 |
| 1976 | Herrera, Efren      | 23          | 18   | .783 | 46                  | 1/1  |
| 1977 | Herrera, Efren      | 29          | 18   | .621 | 52                  | 12/1 |
| 1978 | Septien, Rafael     | 26          | 16   | .615 | 48                  | 17/9 |
| 1979 | Septien, Rafael     | 29          | 19   | .655 | 51                  | 9/4  |

\*Rookie

\*\*Did Not Qualify (Minimum 14 returns required).

## Leaders By Years (Cont.)

| Year | Player            | PUNT RETURNS |      |      |      |    | NFL/<br>NFL/<br>NFC<br>Rank |
|------|-------------------|--------------|------|------|------|----|-----------------------------|
|      |                   | No.          | Yds. | Avg. | Long | TD |                             |
| 1960 | Butler, Bill      | 13           | 131  | 10.1 | 46   | 0  | 2                           |
| 1961 | *Marsh, Amos      | 14           | 71   | 5.1  | 19   | 0  | 14                          |
| 1962 | Lockett, J. W.    | 8            | 45   | 5.6  | 17   | 0  | 14                          |
| 1963 | *Stiger, Jim      | 14           | 141  | 10.1 | 45   | 0  | 6                           |
| 1964 | *Renfro, Mel      | 32           | 418  | 13.1 | 69   | 1  | 3                           |
| 1965 | Renfro, Mel       | 24           | 145  | 6.0  | 35   | 0  | 9                           |
| 1966 | Hayes, Bob        | 17           | 106  | 6.2  | 18   | 0  | 7                           |
| 1967 | Hayes, Bob        | 24           | 276  | 11.5 | 69   | 1  | 2                           |
| 1968 | Hayes, Bob        | 15           | 312  | 20.8 | 90   | 2  | 1                           |
| 1969 | Hayes, Bob        | 18           | 179  | 9.9  | 50   | 0  | 3                           |
| 1970 | Hayes, Bob        | 15           | 116  | 7.7  | 34   | 0  | 20/7                        |
| 1971 | Harris, Cliff     | 17           | 129  | 7.6  | 35   | 0  | 11/4                        |
| 1972 | Harris, Cliff     | 19           | 78   | 4.1  | 21   | 0  | 21/11                       |
| 1973 | *Richards, Golden | 21           | 139  | 6.6  | 46   | 0  | 23/10                       |
| 1974 | *Morgan, Dennis   | 19           | 287  | 15.1 | 98   | 1  | 3/2                         |
| 1975 | Richards, Golden  | 28           | 288  | 10.3 | 43   | 1  | 12/5                        |
| 1976 | *Johnson, Butch   | 45           | 489  | 10.9 | 55   | 0  | 8/4                         |
| 1977 | Johnson, Butch    | 50           | 423  | 8.5  | 38   | 0  | 20/7                        |
| 1978 | Johnson, Butch    | 51           | 401  | 7.9  | 23   | 0  | 18/9                        |
| 1979 | *Wilson, Steve    | 35           | 236  | 6.8  | 13   | 0  | 20/7                        |

| Year | Player             | INTERCEPTIONS |      |      |      |    | NFL/<br>NFL/<br>NFC<br>Rank |
|------|--------------------|---------------|------|------|------|----|-----------------------------|
|      |                    | No.           | Yds. | Avg. | Long | TD |                             |
| 1960 | Bishop, Don        | 3             | 13   | 4.3  | 13   | 0  | 25                          |
|      | Franckhauser, Tom  | 3             | 11   | 3.7  | 9    | 0  | 25                          |
| 1961 | Bishop, Don        | 8             | 172  | 21.5 | 57   | 0  | 2                           |
| 1962 | Bishop, Don        | 6             | 134  | 22.3 | 44   | 0  | 9                           |
| 1963 | Green, Cornell     | 7             | 211  | 30.1 | 55   | 0  | 6                           |
| 1964 | *Renfro, Mel       | 7             | 110  | 15.7 | 39   | 1  | 4                           |
| 1965 | Green, Cornell     | 3             | 49   | 16.3 | 43   | 0  | 27                          |
|      | Livingston, Warren | 3             | 5    | 1.7  | 5    | 0  | 27                          |
|      | *Logan, Obert      | 3             | 5    | 1.7  | 3    | 0  | 27                          |
| 1966 | Green, Cornell     | 4             | 88   | 22.0 | 41   | 1  | 21                          |
| 1967 | Green, Cornell     | 7             | 52   | 7.4  | 28   | 0  | 7                           |
|      | Renfro, Mel        | 7             | 38   | 5.4  | 30   | 0  | 9                           |
| 1968 | Howley, Chuck      | 6             | 115  | 19.2 | 58   | 1  | 11                          |
| 1969 | Renfro, Mel        | 10            | 118  | 11.8 | 41   | 0  | 1                           |
| 1970 | *Waters, Charlie   | 5             | 45   | 9.0  | 20   | 0  | 16/9                        |
| 1971 | Adderley, Herb     | 6             | 182  | 30.3 | 46   | 0  | 9/4                         |
| 1972 | Waters, Charlie    | 6             | 132  | 22.0 | 56   | 1  | 7/3                         |
| 1973 | Jordan, Lee Roy    | 6             | 78   | 13.0 | 31   | 1  | 4/2                         |
| 1974 | Harris, Cliff      | 3             | 8    | 2.7  | 8    | 0  | 42/20                       |
| 1975 | Jordan, Lee Roy    | 6             | 80   | 13.3 | 38   | 0  | 7/4                         |
| 1976 | Washington, Mark   | 4             | 49   | 12.3 | 22   | 0  | 24/11                       |
| 1977 | Harris, Cliff      | 5             | 7    | 1.4  | 7    | 0  | 16/7                        |
| 1978 | Barnes, Benny      | 5             | 72   | 14.4 | 38   | 0  | 25/14                       |
| 1979 | Hughes, Randy      | 2             | 91   | 45.5 | 68   | 0  | 93/45                       |
|      | Harris, Cliff      | 2             | 35   | 17.5 | 20   | 0  |                             |
|      | Barnes, Benny      | 2             | 20   | 10.0 | 11   | 0  |                             |
|      | Lewis, D. D.       | 2             | 8    | 4.0  | 5    | 0  |                             |
|      | Kyle, Aaron        | 2             | 0    | 0.0  | 0    | 0  |                             |

\*Rookie

# COWBOYS RECORDS

## Team Season Records

### Most Points Scored

BY COWBOYS . . . . . 445 in 1966  
BY OPPONENTS . . . . . 402 in 1962

### Fewest Points Scored

BY COWBOYS . . . . . 177\* in 1960  
BY COWBOYS . . . . . 236 in 1961  
BY OPPONENTS . . . . . 186 in 1968

### Most Touchdowns Scored

BY COWBOYS . . . . . 56 in 1966  
BY OPPONENTS . . . . . 52 in 1962

### Fewest Touchdowns Scored

BY COWBOYS . . . . . 23\* in 1960  
BY COWBOYS . . . . . 29 in 1961  
BY OPPONENTS . . . . .  
23 in 1968 & 1973

### Most First Downs

BY COWBOYS . . . . . 342 in 1978  
BY OPPONENTS . . . . . 274 in 1962

### Fewest First Downs

BY COWBOYS . . . . . 180\* in 1960  
BY COWBOYS . . . . . 211 in 1965  
BY OPPONENTS . . . . . 199 in 1974

### Most First Downs Rushing

BY COWBOYS . . . . . 147 in 1974  
BY OPPONENTS . . . . . 122 in 1961

### Fewest First Downs Rushing

BY COWBOYS . . . . . 57\* in 1960  
BY COWBOYS . . . . . 87 in 1965  
BY OPPONENTS . . . . . 52 in 1969

### Most First Downs Passing

BY COWBOYS . . . . . 195 in 1979  
BY OPPONENTS . . . . . 166 in 1962

### Fewest First Downs Passing

BY COWBOYS . . . . . 95 in 1970  
BY OPPONENTS . . . . . 94 in 1977

### Most First Downs By Penalties

BY COWBOYS . . . . . 29 in 1978  
BY OPPONENTS . . . . . 27 in 1967

### Fewest First Downs By Penalties

BY COWBOYS . . . . .  
9 in 1961, 1962 & 1971  
BY OPPONENTS . . . . . 10 in 1969

### Most Net Yards Offense

BY COWBOYS . . . . . 5,968 in 1979  
BY OPPONENTS . . . . . 5,325 in 1963

### Fewest Net Yards Offense

BY COWBOYS . . . . . 3,153\* in 1960  
BY COWBOYS . . . . . 3,704 in 1964  
BY OPPONENTS . . . . . 3,213 in 1977

### Most Net Yards Rushing

BY COWBOYS . . . . . 2,783 in 1978  
BY OPPONENTS . . . . . 2,242\* in 1960

### Fewest Net Yards Rushing

BY COWBOYS . . . . . 1,049\* in 1960  
BY COWBOYS . . . . . 1,608 in 1965  
BY OPPONENTS . . . . . 1,050 in 1969

### Most Net Yards Passing

BY COWBOYS . . . . . 3,593 in 1979  
BY OPPONENTS . . . . . 3,674 in 1962

### Fewest Net Yards Passing

BY COWBOYS . . . . . 2,013 in 1964  
BY OPPONENTS . . . . . 1,562 in 1977

\*12 Games

**Most Total Yards Passing**

BY COWBOYS . . . 3,883 in 1979  
 BY OPPONENTS . . . 3,904 in 1962

**Fewest Total Yards Passing**

BY COWBOYS . . . 2,388\* in 1960  
 BY COWBOYS . . . 2,445 in 1970  
 BY OPPONENTS . . . 1,991 in 1977

**Most Times Tackled Passer**

BY COWBOYS . . . . . 60 in 1966  
 BY OPPONENTS . . . . . 68 in 1964

**Most Yards Lost****Attempting To Pass**

BY COWBOYS . . . . . 503 in 1964  
 BY OPPONENTS . . . . . 442 in 1978

**Fewest Yards Lost****Attempting To Pass**

BY COWBOYS . . . . . 229 in 1978  
 BY OPPONENTS . . . . . 161 in 1963

**Most Fumbles**

BY COWBOYS . . . . . 46 in 1961  
 BY OPPONENTS . . . . . 44 in 1973

**Most Fumbles Lost**

BY COWBOYS . . . . .  
 21 in 1961, 1971 & 1979  
 BY OPPONENTS . . . . . 25 in 1971

**Fewest Fumbles**

BY COWBOYS . . . . . 21\* in 1960  
 BY COWBOYS . . . . . 21 in 1968  
 BY OPPONENTS . . . . . 21\* in 1960  
 BY OPPONENTS . . . . . 20 in 1979

**Fewest Fumbles Lost**

BY COWBOYS . . . . . 10 in 1966  
 BY OPPONENTS . . . . . 11\* in 1960  
 BY OPPONENTS . . . . .  
 10 in 1977 & 1979

**Most Pass Attempts**

BY COWBOYS . . . . . 461 in 1979  
 BY OPPONENTS . . . . . 482 in 1967

**Fewest Pass Attempts**

BY COWBOYS . . . . . 297 in 1970  
 BY OPPONENTS . . . . . 293\* in 1960  
 BY OPPONENTS . . . . . 326 in 1961

**Most Pass Completions**

BY COWBOYS . . . . . 267 in 1979  
 BY OPPONENTS . . . . . 260 in 1967

**Fewest Pass Completions**

BY COWBOYS . . . . . 149 in 1970  
 BY OPPONENTS . . . . . 146\* in 1960  
 BY OPPONENTS . . . . . 154 in 1977

**Most Passes Intercepted**

BY COWBOYS . . . . . 29 in 1967  
 BY OPPONENTS . . . . . 33\* in 1960

**Fewest Passes Intercepted**

BY COWBOYS . . . . . 15\* in 1960  
 BY COWBOYS . . . . .  
 13 in 1974 & 1979  
 BY OPPONENTS . . . . . 10 in 1977

**Most Penalties**

BY COWBOYS . . . . . 106 in 1977  
 BY OPPONENTS . . . . . 95 in 1978

**Fewest Penalties**

BY COWBOYS . . . . . 47 in 1961  
 BY OPPONENTS . . . . . 38 in 1961

**Most Yards Penalized**

BY COWBOYS . . . . .  
 952 in 1964 & 1971  
 BY OPPONENTS . . . . . 783 in 1978

**Fewest Yards Penalized**

BY COWBOYS . . . . . 427 in 1961  
 BY OPPONENTS . . . . . 362 in 1961

**Most Punts**

BY COWBOYS . . . . . 83 in 1977  
 BY OPPONENTS . . . . . 108 in 1978

**Fewest Punts**

BY COWBOYS . . . . . 51 in 1972  
 BY OPPONENTS . . . . . 43 in 1961

\*12 Games

# Team Single-Game Records

|          |     |                                       |                    |
|----------|-----|---------------------------------------|--------------------|
|          |     | <b>MOST POINTS</b>                    |                    |
| Cowboys  | 59  | vs. Detroit (59-13)                   | September 15, 1968 |
| Opp.     | 54  | Minnesota (54-13)                     | October 18, 1970   |
| Combined | 86  | vs. Buffalo (49-37)                   | September 19, 1971 |
|          |     | <b>MOST FIRST DOWNS</b>               |                    |
| Cowboys  | 32  | vs. Philadelphia                      | October 9, 1966    |
|          | 32  | vs. N.Y. Giants                       | September 10, 1978 |
|          | 32  | vs. Green Bay                         | November 12, 1978  |
| Opp.     | 29  | Pittsburgh                            | October 22, 1967   |
|          |     | <b>FEWEST FIRST DOWNS</b>             |                    |
| Cowboys  | 8   | vs. Cleveland                         | October 16, 1960   |
|          |     | vs. Pittsburgh                        | November 12, 1961  |
|          |     | vs. St. Louis                         | December 10, 1961  |
|          |     | vs. Green Bay                         | November 29, 1964  |
|          |     | vs. Philadelphia                      | November 1, 1970   |
| Opp.     | 5   | Philadelphia                          | November 6, 1966   |
|          |     | Philadelphia                          | October 20, 1974   |
|          |     | <b>MOST FIRST DOWNS RUSHING</b>       |                    |
| Cowboys  | 17  | vs. Green Bay                         | November 12, 1978  |
| Opp.     | 15  | Cleveland                             | December 3, 1961   |
|          |     | Pittsburgh                            | September 23, 1962 |
|          |     | <b>FEWEST FIRST DOWNS RUSHING</b>     |                    |
| Cowboys  | 0   | vs. Philadelphia                      | November 1, 1970   |
| Opp.     | 0   | Philadelphia                          | October 9, 1966    |
|          |     | Pittsburgh                            | October 30, 1966   |
|          |     | <b>MOST FIRST DOWNS PASSING</b>       |                    |
| Cowboys  | 23  | vs. San Francisco                     | November 10, 1963  |
| Opp.     | 21  | Chicago                               | November 11, 1962  |
|          |     | <b>FEWEST FIRST DOWNS PASSING</b>     |                    |
| Cowboys  | 3   | vs. Cleveland                         | October 16, 1960   |
|          |     | vs. St. Louis                         | December 10, 1961  |
|          |     | vs. Washington                        | September 26, 1965 |
|          |     | vs. St. Louis                         | December 4, 1966   |
|          |     | vs. Minnesota                         | October 20, 1968   |
|          |     | vs. Atlanta                           | October 11, 1970   |
|          |     | *vs. Detroit                          | December 26, 1970  |
|          |     | vs. Washington                        | December 9, 1972   |
| Opp.     | 1   | Chicago                               | September 16, 1973 |
|          |     | New York Jets                         | December 21, 1975  |
|          |     | <b>MOST FIRST DOWNS BY PENALTIES</b>  |                    |
| Cowboys  | 5   | vs. Detroit                           | December 11, 1960  |
|          |     | vs. Philadelphia                      | December 10, 1967  |
|          |     | vs. St. Louis                         | November 3, 1974   |
| Opp.     | 5   | Cleveland                             | November 21, 1965  |
|          |     | Cleveland                             | December 7, 1974   |
|          |     | <b>MOST NET YARDS TOTAL OFFENSE</b>   |                    |
| Cowboys  | 652 | vs. Philadelphia                      | October 9, 1966    |
| Opp.     | 527 | St. Louis                             | December 9, 1962   |
|          |     | <b>FEWEST NET YARDS TOTAL OFFENSE</b> |                    |
| Cowboys  | 126 | vs. St. Louis                         | December 10, 1961  |
| Opp.     | 63  | Green Bay                             | October 24, 1965   |
|          |     | <b>MOST NET YARDS RUSHING</b>         |                    |
| Cowboys  | 313 | vs. Green Bay                         | November 12, 1978  |
| Opp.     | 289 | Philadelphia                          | October 22, 1961   |
|          |     | <b>FEWEST NET YARDS RUSHING</b>       |                    |
| Cowboys  | 41  | vs. San Francisco                     | November 7, 1965   |
| Opp.     | 7   | Pittsburgh                            | October 30, 1966   |
|          |     | <b>MOST NET YARDS PASSING</b>         |                    |
| Cowboys  | 440 | vs. Philadelphia                      | October 9, 1966    |
| Opp.     | 437 | Chicago                               | November 18, 1962  |
|          |     | *Playoff Game.                        |                    |

|         |     |                     |   |  |  |
|---------|-----|---------------------|---|--|--|
|         |     |                     | <b>FEWEST NET YARDS PASSING</b>           |  |  |
| Cowboys | —10 | vs. Green Bay       | October 24, 1965                          |  |  |
| Opp.    | —1  | Green Bay           | October 24, 1965                          |  |  |
|         |     | New York Jets       | December 21, 1975                         |  |  |
|         |     |                     | <b>MOST GROSS YARDS PASSING</b>           |  |  |
| Cowboys | 460 | vs. San Francisco   | November 10, 1963                         |  |  |
| Opp.    | 466 | Chicago             | November 18, 1962                         |  |  |
|         |     |                     | <b>FEWEST GROSS YARDS PASSING</b>         |  |  |
| Cowboys | 42  | vs. Green Bay       | October 24, 1965                          |  |  |
| Opp.    | 15  | New York Jets       | December 21, 1975                         |  |  |
|         |     |                     | <b>MOST YARDS LOST ATTEMPTING TO PASS</b> |  |  |
| Cowboys | 66  | vs. San Francisco   | November 23, 1972                         |  |  |
| Opp.    | 84  | Detroit             | October 6, 1975                           |  |  |
|         |     |                     | <b>MOST TIMES TACKLING PASSER</b>         |  |  |
| Cowboys | 12  | vs. Pittsburgh      | November 22, 1966                         |  |  |
| Opp.    | 9   | Green Bay           | October 24, 1965                          |  |  |
|         |     | San Francisco       | November 23, 1972                         |  |  |
|         |     |                     | <b>MOST INTERCEPTIONS</b>                 |  |  |
| Cowboys | 7   | vs. Philadelphia    | September 30, 1960                        |  |  |
|         |     | vs. Philadelphia    | September 26, 1971                        |  |  |
| Opp.    | 5   | St. Louis           | November 5, 1961                          |  |  |
|         |     |                     | <b>MOST FUMBLES</b>                       |  |  |
| Cowboys | 7   | vs. New York Giants | October 11, 1971                          |  |  |
| Opp.    | 7   | Washington          | November 28, 1965                         |  |  |
|         |     | St. Louis           | December 3, 1972                          |  |  |
|         |     | Kansas City         | November 10, 1975                         |  |  |
|         |     |                     | <b>MOST FUMBLES LOST</b>                  |  |  |
| Cowboys | 5   | vs. New Orleans     | November 3, 1968                          |  |  |
|         |     | vs. New York Giants | October 11, 1971                          |  |  |
|         |     | vs. Kansas City     | November 10, 1975                         |  |  |
| Opp.    | 5   | New York Giants     | October 11, 1971                          |  |  |
|         |     | Chicago             | September 16, 1973                        |  |  |
|         |     |                     | <b>MOST PENALTIES</b>                     |  |  |
| Cowboys | 14  | vs. New York Giants | November 6, 1977                          |  |  |
|         |     | vs. San Francisco   | September 9, 1979                         |  |  |
| Opp.    | 11  | Chicago             | November 1, 1964                          |  |  |
|         |     | St. Louis           | October 9, 1977                           |  |  |
|         |     | Washington          | November 23, 1978                         |  |  |
|         |     |                     | <b>FEWEST PENALTIES</b>                   |  |  |
| Cowboys | 0   | vs. St. Louis       | December 10, 1961                         |  |  |
| Opp.    | 0   | Pittsburgh          | October 21, 1962                          |  |  |
|         |     | Philadelphia        | December 5, 1965                          |  |  |
|         |     | *Detroit            | December 26, 1970                         |  |  |
|         |     | *Miami              | January 16, 1972                          |  |  |
|         |     | *Pittsburgh         | January 18, 1976                          |  |  |
|         |     |                     | <b>MOST YARDS LOST ON PENALTIES</b>       |  |  |
| Cowboys | 161 | vs. Washington      | November 22, 1970                         |  |  |
| Opp.    | 166 | St. Louis           | October 9, 1977                           |  |  |
|         |     |                     | <b>MOST PUNTS</b>                         |  |  |
| Cowboys | 10  | vs. Pittsburgh      | November 12, 1961                         |  |  |
|         |     | vs. Detroit         | October 13, 1963                          |  |  |
|         |     | vs. Cleveland       | October 17, 1965                          |  |  |
|         |     | vs. Buffalo         | November 15, 1976                         |  |  |
| Opp.    | 11  | Los Angeles         | September 30, 1962                        |  |  |
|         |     | Atlanta             | September 15, 1974                        |  |  |
|         |     | Buffalo             | November 15, 1976                         |  |  |
|         |     |                     | <b>FEWEST PUNTS</b>                       |  |  |
| Cowboys | 0   | vs. Cleveland       | December 3, 1961                          |  |  |
|         |     | vs. Detroit         | September 15, 1968                        |  |  |
|         |     | vs. Baltimore       | September 4, 1978                         |  |  |
| Opp.    | 0   | Philadelphia        | October 22, 1961                          |  |  |

\*Playoff Game.



# Individual Single-Game Records

## MOST YARDS GAINED RUSHING

|         |     |                               |                |
|---------|-----|-------------------------------|----------------|
| Cowboys | 206 | Tony Dorsett vs. Philadelphia | Dec. 4, 1977   |
| Opp.    | 232 | Jimmy Brown, Cleveland        | Sept. 22, 1963 |

## MOST CARRIES

|         |    |                               |                |
|---------|----|-------------------------------|----------------|
| Cowboys | 32 | Calvin Hill vs. San Francisco | Nov. 10, 1974  |
| Opp.    | 27 | Dick James, Washington        | Dec. 17, 1961  |
|         |    | Lydell Mitchell, Baltimore    | Sept. 26, 1976 |

## LONGEST RUN FROM SCRIMMAGE

|         |    |                               |               |
|---------|----|-------------------------------|---------------|
| Cowboys | 84 | Tony Dorsett vs. Philadelphia | Dec. 4, 1977  |
| Opp.    | 76 | O. J. Anderson, St. Louis     | Sept. 2, 1979 |

## MOST PASSES ATTEMPTED

|         |    |                                  |               |
|---------|----|----------------------------------|---------------|
| Cowboys | 49 | Roger Staubach vs. Philadelphia  | Oct. 26, 1975 |
| Opp.    | 46 | Bill Wade, Chicago               | Nov. 18, 1962 |
|         |    | Sonny Jurgensen, Washington      | Nov. 13, 1966 |
|         |    | Tarkenton, (43) Wood (3), Giants | Dec. 15, 1968 |
|         |    | Jim Hart, St. Louis              | Nov. 25, 1976 |

## MOST PASSES COMPLETED

|         |    |                                |                |
|---------|----|--------------------------------|----------------|
| Cowboys | 30 | Don Meredith vs. San Francisco | Nov. 10, 1963  |
| Opp.    | 28 | Don Meredith vs. N. Y. Giants  | Sept. 18, 1966 |
|         |    | Bill Wade, Chicago             | Nov. 18, 1962  |
|         |    | Kent Nix, Pittsburgh           | Oct. 22, 1967  |

## MOST YARDS GAINED PASSING

|         |     |                                |               |
|---------|-----|--------------------------------|---------------|
| Cowboys | 460 | Don Meredith vs. San Francisco | Nov. 10, 1963 |
| Opp.    | 466 | Bill Wade, Chicago             | Nov. 18, 1962 |

## MOST TOUCHDOWN PASSES

|         |   |                               |                |
|---------|---|-------------------------------|----------------|
| Cowboys | 5 | Eddie LeBaron vs. Pittsburgh  | Oct. 21, 1962  |
|         |   | Don Meredith vs. N. Y. Giants | Sept. 18, 1966 |
|         |   | Don Meredith vs. Philadelphia | Oct. 9, 1966   |
|         |   | Don Meredith vs. Philadelphia | Sept. 29, 1968 |
|         |   | Craig Morton vs. Philadelphia | Oct. 19, 1969  |
|         |   | Craig Morton vs. Houston      | Dec. 20, 1970  |
| Opp.    | 6 | Y. A. Tittle, N. Y. Giants    | Dec. 16, 1962  |

## LONGEST COMPLETION

|         |    |                             |                |
|---------|----|-----------------------------|----------------|
| Cowboys | 95 | Don Meredith to Bob Hayes   | Nov. 13, 1966  |
| Opp.    | 94 | Norm Snead to Rich Houston, | Sept. 24, 1972 |
|         |    | N. Y. Giants                |                |

## MOST PASSES HAD INTERCEPTED

|         |   |                                |                |
|---------|---|--------------------------------|----------------|
| Cowboys | 5 | Eddie LeBaron vs. Philadelphia | Sept. 30, 1960 |
| Opp.    | 6 | Eddie LeBaron vs. St. Louis    | Nov. 5, 1961   |
|         |   | Pete Liske, Philadelphia       | Sept. 26, 1971 |

## MOST PASS RECEPTIONS

|         |    |                              |               |
|---------|----|------------------------------|---------------|
| Cowboys | 13 | Lance Rentzel vs. Washington | Nov. 19, 1967 |
| Opp.    | 12 | J. R. Wilburn, Pittsburgh    | Oct. 22, 1967 |

### MOST YARDS LOST ATTEMPTING TO PASS

|         |    |                              |                |
|---------|----|------------------------------|----------------|
| Cowboys | 63 | Roger Staubach vs. St. Louis | Sept. 21, 1969 |
| Opp.    | 84 | Greg Landry, Detroit         | Oct. 6, 1975   |

### MOST YARDS ON PASS RECEPTIONS

|         |     |                             |               |
|---------|-----|-----------------------------|---------------|
| Cowboys | 246 | Bob Hayes vs. Washington    | Nov. 13, 1966 |
| Opp.    | 238 | Harold Jackson, Los Angeles | Oct. 14, 1973 |

### MOST TOUCHDOWNS ON PASS RECEPTIONS

|         |   |                             |               |
|---------|---|-----------------------------|---------------|
| Cowboys | 4 | Bob Hayes vs. Houston       | Dec. 20, 1970 |
| Opp.    | 4 | Harold Jackson, Los Angeles | Oct. 14, 1973 |

### MOST POINTS SCORED

|         |    |                             |                |
|---------|----|-----------------------------|----------------|
| Cowboys | 24 | Dan Reeves vs. Atlanta      | Nov. 5, 1967   |
|         |    | Bob Hayes vs. Houston       | Dec. 20, 1970  |
|         |    | Calvin Hill vs. Buffalo     | Sept. 19, 1971 |
|         |    | Duane Thomas vs. St. Louis  | Dec. 18, 1971  |
| Opp.    | 24 | Dick James, Washington      | Dec. 17, 1961  |
|         |    | Harold Jackson, Los Angeles | Oct. 14, 1973  |

### MOST TOUCHDOWNS

|         |   |                             |                |
|---------|---|-----------------------------|----------------|
| Cowboys | 4 | Dan Reeves vs. Atlanta      | Nov. 5, 1967   |
|         |   | Bob Hayes vs. Houston       | Dec. 20, 1970  |
|         |   | Calvin Hill vs. Buffalo     | Sept. 19, 1971 |
|         |   | Duane Thomas vs. St. Louis  | Dec. 18, 1971  |
| Opp.    | 4 | Dick James, Washington      | Dec. 17, 1961  |
|         |   | Harold Jackson, Los Angeles | Oct. 14, 1973  |

### MOST EXTRA POINTS CONVERTED

|         |   |                                   |                |
|---------|---|-----------------------------------|----------------|
| Cowboys | 8 | Mike Clark vs. Detroit            | Sept. 15, 1968 |
|         |   | Danny Villanueva vs. Philadelphia | Oct. 9, 1966   |
| Opp.    | 7 | Gerry Perry, St. Louis            | Dec. 9, 1962   |

### MOST EXTRA POINTS ATTEMPTED

|         |   |                                   |                |
|---------|---|-----------------------------------|----------------|
| Cowboys | 8 | Mike Clark vs. Detroit            | Sept. 15, 1968 |
|         |   | Danny Villanueva vs. Philadelphia | Oct. 9, 1966   |
| Opp.    | 7 | Sam Baker, Cleveland              | Oct. 16, 1960  |
|         |   | Gerry Perry, St. Louis            | Dec. 9, 1962   |

### MOST FIELD GOALS MADE

|         |   |                                |                |
|---------|---|--------------------------------|----------------|
| Cowboys | 4 | Danny Villanueva vs. Cleveland | Nov. 24, 1966  |
|         |   | Toni Fritsch vs. St. Louis     | Nov. 12, 1972  |
|         |   | Toni Fritsch vs. Los Angeles   | Sept. 21, 1975 |
| Opp.    | 4 | Ed Khayat, Washington          | Oct. 9, 1960   |
|         |   | Tommy Davis, San Francisco     | Nov. 20, 1960  |
|         |   | Sam Baker, Philadelphia        | Dec. 5, 1965   |
|         |   | Fred Cox, Minnesota            | Oct. 18, 1970  |
|         |   | Jim Bakken, St. Louis          | Dec. 18, 1971  |

### MOST FIELD GOALS ATTEMPTED

|         |   |                         |               |
|---------|---|-------------------------|---------------|
| Cowboys | 7 | Mike Clark vs. Chicago  | Nov. 24, 1968 |
| Opp.    | 7 | Sam Baker, Philadelphia | Dec. 4, 1965  |

### LONGEST FIELD GOAL

|         |    |                                  |                |
|---------|----|----------------------------------|----------------|
| Cowboys | 54 | Toni Fritsch vs. New York Giants | Sept. 24, 1972 |
| Opp.    | 59 | Tony Franklin, Philadelphia      | Nov. 12, 1979  |

## COWBOYS DEFENSE

|                           |      |   |                |
|---------------------------|------|---|----------------|
| Most unassisted tackles   | 14   | — Lee Roy Jordan vs. Phil.              | Oct. 28, 1973  |
| Most assisted tackles     | 15   | — Jerry Tubbs vs. Chicago               | Nov. 27, 1960  |
| Most tackles, combined    | 21   | — Lee Roy Jordan vs. Phil.              | Oct. 28, 1973  |
| Most interceptions        | 3    | — Herb Adderley vs. Phil.               | Sept. 26, 1971 |
| Most yds. gn. ret. int.   | 121  | — Mike Gaechter vs. Washington (two)    | Nov. 3, 1963   |
| Longest ret. of int. pass | 100  | — Mike Gaechter vs. Phil.               | Oct. 14, 1962  |
| Most kickoff returns      | 8    | — Mel Renfro vs. Green Bay              | Nov. 29, 1964  |
| Most yds. KO rets.        | 168  | — Mel Renfro vs. Washington (4 returns) | Nov. 22, 1964  |
| Longest KO ret.           | 101  | — Amos Marsh vs. Phil.                  | Oct. 14, 1962  |
| Most punt returns         | 9    | — Butch Johnson vs. Buffalo             | Nov. 15, 1976  |
| Longest punt return       | 98   | — Dennis Morgan vs. St. L.              | Oct. 13, 1974  |
| Most yds. punt returns    | *141 | — Bob Hayes vs. Cleveland (3 returns)   | Dec. 24, 1967  |
|                           | 122  | — Bob Hayes vs. Pittsburgh (3 returns)  | Dec. 8, 1968   |

\*Playoff Game.

## COWBOYS ATTENDANCE RECORDS

### TOTAL ATTENDANCE

| Year  | Home Games (No.) | Avg.   | Percent Change | Road Games (No.) | Pre-Season Games (No.) | Post Season Games | Grand Total |
|-------|------------------|--------|----------------|------------------|------------------------|-------------------|-------------|
| 1960  | 128,500 (6)      | 21,417 |                | 214,820 (6)      | 120,284 (6)            | —                 | 463,604     |
| 1961  | 172,000 (7)      | 24,571 | +33.9%         | 251,443 (7)      | 97,584 (5)             | —                 | 521,027     |
| 1962  | 152,446 (7)      | 21,778 | -11.4%         | 278,807 (7)      | 178,683 (5)            | —                 | 609,936     |
| 1963  | 188,727 (7)      | 26,961 | +23.8%         | 280,062 (7)      | 214,290 (5)            | —                 | 683,079     |
| 1964  | 268,661 (7)      | 38,380 | +42.3%         | 356,339 (7)      | 207,751 (5)            | —                 | 832,751     |
| 1965  | 388,912 (7)      | 55,589 | +44.8%         | 366,390 (7)      | 199,395 (5)            | 65,569            | 1,020,266   |
| 1966  | 473,373 (7)      | 67,625 | +21.7%         | 408,889 (7)      | 238,186 (5)            | 75,504            | 1,195,952   |
| 1967  | 460,476 (7)      | 65,782 | -2.7%          | 402,843 (7)      | 278,511 (5)            | 121,647           | 1,263,477   |
| 1968  | 470,110 (7)      | 67,158 | +2.1%          | 401,626 (7)      | 347,327 (6)            | 104,458           | 1,277,103   |
| 1969  | 443,352 (7)      | 63,336 | -5.7%          | 434,477 (7)      | 384,095 (6)            | 100,472           | 1,362,396   |
| 1970  | 411,531 (7)      | 58,790 | -7.2%          | 398,377 (7)      | 347,327 (6)            | 212,847           | 1,370,082   |
| 1971  | 466,220 (7)      | 66,603 | +13.3%         | 416,043 (7)      | 375,250 (6)            | 196,716           | 1,454,229   |
| 1972  | 446,990 (7)      | 63,856 | -4.1%          | 391,852 (7)      | 474,273 (7)            | 114,343           | 1,427,458   |
| 1973  | 433,030 (7)      | 61,861 | -3.1%          | 423,177 (7)      | 355,994 (6)            | 128,815           | 1,341,016   |
| 1974  | 373,435 (7)      | 53,348 | -13.8%         | 378,233 (7)      | 284,620 (6)            | —                 | 1,036,288   |
| 1975  | 402,294 (7)      | 57,471 | +7.7%          | 404,074 (7)      | 273,567 (6)            | 211,095           | 1,291,029   |
| 1976  | 412,698 (7)      | 58,957 | +2.6%          | 414,867 (7)      | 320,564 (6)            | 62,436            | 1,210,565   |
| 1977  | 432,885 (7)      | 61,840 | +5.0%          | 398,486 (7)      | 329,549 (6)            | 201,288           | 1,362,208   |
| 1978  | 498,865 (8)      | 62,358 | +0.9%          | 484,905 (8)      | 260,344 (4)            | 206,464           | 1,450,578   |
| 1979  | 508,965 (8)      | 63,621 | +0.2%          | 488,432 (8)      | 268,989 (5)            | 64,792            | 1,331,178   |
| Total | 7,533,470(141)   | 53,429 |                | 7,594,141(141)   | 5,509,352(111)         | 1,866,446         | 22,504,222  |

### \*LARGEST CROWDS

Home

80,259 — Dallas 26, Cleveland 14; Nov. 24, 1966.  
76,965 — Dallas 31, St. Louis 17; Dec. 4, 1966.

Away

84,850 — Cleveland 42, Dallas 10; Nov. 2, 1969.  
84,728 — Dallas 17, New Orleans 3; Nov. 3, 1968.

### SMALLEST CROWDS

Home

†10,000 — San Francisco 26, Dallas 14; Nov. 20, 1960.  
12,692 — Chicago 34, Dallas 33; Nov. 18, 1962.

Away

4,954 — Dallas 38, Minnesota 13; Aug. 5, 1961 in Sioux Falls, S.D.  
14,102 — St. Louis 52, Dallas 20; Dec. 9, 1962.

\*Cowboys-Rams played before 87,381 in pre-season, Aug. 8, 1969 in Los Angeles.  
†Estimated; no turnstiles in Cotton Bowl in 1960 and 1961.

# Cowboys Big Days

## RUSHING

(includes all 100-yard days)

- 206—Tony Dorsett vs. Philadelphia, Dec. 4, 1977 (23 carries).
- 154—Tony Dorsett vs. St. Louis, Sept. 24, 1978 (21 carries).
- 153—Calvin Hill vs. San Francisco, Nov. 10, 1974 (32 carries).
- 152—Tony Dorsett vs. New Orleans, Nov. 19, 1978 (25 carries).
- 150—Calvin Hill vs. Washington, Nov. 16, 1969 (27 carries).
- 149—Tony Dorsett vs. Green Bay, Nov. 12, 1978 (23 carries).
- 147—Tony Dorsett vs. Baltimore, Sept. 4, 1978 (15 carries).
- 145—Tony Dorsett vs. Minnesota, Oct. 7, 1979 (21 carries).
- \*143—Duane Thomas vs. San Francisco, Jan. 3, 1971 (27 carries).
- 141—Tony Dorsett vs. St. Louis, Oct. 9, 1977 (14 carries).
- 140—Calvin Hill vs. Philadelphia, Oct. 20, 1974 (26 carries).
- 138—Calvin Hill vs. New Orleans, Sept. 28, 1969 (23 carries).
- 137—Don Perkins vs. St. Louis, Oct. 28, 1962 (24 carries).
- 137—Don Perkins vs. N. Y. Giants, Oct. 11, 1964 (17 carries).
- \*135—Duane Thomas vs. Detroit, Dec. 26, 1970 (30 carries).
- 134—Duane Thomas vs. Kansas City, Oct. 25, 1970 (20 carries).
- 133—Don Perkins vs. Green Bay, Oct. 24, 1965 (22 carries).
- 130—Calvin Hill vs. Chicago, Sept. 16, 1973 (31 carries).
- \*125—Calvin Hill vs. San Francisco, Dec. 23, 1972 (18 carries).
- 124—Robert Newhouse vs. St. Louis, Dec. 16, 1973 (19 carries).
- 123—Don Perkins vs. Cleveland, Dec. 3, 1961 (20 carries).
- 123—Duane Thomas vs. Washington, Dec. 6, 1970 (19 carries).
- 123—Calvin Hill vs. N. Y. Giants, Oct. 21, 1973 (23 carries).
- 122—Scott Laidlaw vs. Washington, Nov. 23, 1978 (16 carries).
- 121—Walt Garrison vs. Washington, Dec. 9, 1972 (10 carries).
- 121—Tony Dorsett vs. N.Y. Jets, Dec. 17, 1978 (29 carries).
- 120—Robert Newhouse vs. Seattle, Oct. 3, 1976 (19 carries).
- 120—Calvin Hill vs. St. Louis, Dec. 3, 1972 (26 carries).
- 119—Tony Dorsett vs. Cincinnati, Sept. 30, 1979 (20 carries).
- 117—Amos Marsh vs. Cleveland, Dec. 2, 1962 (17 carries).
- 117—Calvin Hill vs. Philadelphia, Sept. 20, 1970 (25 carries).
- 117—Calvin Hill vs. Atlanta, Oct. 11, 1970 (29 carries).
- 115—Duane Thomas vs. Houston, Dec. 20, 1970 (17 carries).
- 114—Dan Reeves vs. Cleveland, Sept. 17, 1967 (18 carries).
- 112—Duane Thomas vs. N. Y. Jets, Dec. 4, 1971 (14 carries).
- 111—Don Perkins vs. Cleveland, Nov. 24, 1966 (23 carries).
- 111—Don Perkins vs. Atlanta, Nov. 5, 1967 (21 carries).
- 111—Calvin Hill vs. Washington, Dec. 9, 1972 (24 carries).
- 111—Tony Dorsett vs. N.Y. Giants, Sept. 10, 1978 (24 carries).
- 111—Tony Dorsett vs. St. Louis, Oct. 21, 1979 (20 carries).
- 110—Calvin Hill vs. Washington, Dec. 9, 1973 (27 carries).
- 109—Amos Marsh vs. Washington, Nov. 4, 1962 (10 carries).
- 109—Don Perkins vs. Washington, Sept. 29, 1963 (25 carries).
- 109—Calvin Hill vs. New Orleans, Nov. 9, 1969 (13 carries).
- 108—Don Perkins vs. Minnesota, Sept. 24, 1961 (17 carries).
- 108—Don Perkins vs. Pittsburgh, Oct. 21, 1962 (20 carries).
- 108—Dan Reeves vs. Washington, Dec. 11, 1966 (10 carries).
- \*108—Don Perkins vs. Green Bay, Jan. 1, 1967 (17 carries).
- 108—Calvin Hill vs. Pittsburgh, Oct. 8, 1972 (23 carries).
- 108—Robert Newhouse vs. N. Y. Jets, Dec. 21, 1975 (19 carries).
- 108—Robert Newhouse vs. St. Louis, Sept. 2, 1979 (18 carries).
- 108—Tony Dorsett vs. Chicago, Sept. 16, 1979 (20 carries).
- 108—Tony Dorsett vs. New York, December 2, 1979 (29 carries).
- 104—Duane Thomas vs. Washington, Nov. 22, 1970 (16 carries).
- 104—Scott Laidlaw vs. Philadelphia, Sept. 12, 1976 (19 carries).
- 103—Don Perkins vs. Washington, Nov. 17, 1968 (13 carries).
- 103—Calvin Hill vs. Washington, Oct. 8, 1973 (21 carries).
- 103—Tony Dorsett vs. Los Angeles, Oct. 14, 1979 (24 carries).
- 102—Walt Garrison vs. N. Y. Giants, Oct. 27, 1969 (16 carries).
- 101—Duane Thomas vs. St. Louis, Nov. 7, 1971 (26 carries).
- 101—Preston Pearson vs. Green Bay, Oct. 19, 1975 (15 carries).
- 101—Robert Newhouse vs. Green Bay, Nov. 12, 1978 (18 carries).
- 100—Calvin Hill vs. Philadelphia, Nov. 19, 1972 (15 carries).
- 100—Calvin Hill vs. Philadelphia, Oct. 28, 1973 (25 carries).

\*Playoff Game.

## Cowboys Big Days (Cont.)

### PASSING

- 460—Don Meredith vs. San Francisco, Nov. 10, 1963 (30 of 48).
- 406—Don Meredith vs. Washington, Nov. 13, 1966 (21 of 29).
- 394—Don Meredith vs. Philadelphia, Nov. 6, 1966 (14 of 24).
- 358—Don Meredith vs. N. Y. Giants, Sept. 18, 1966 (14 of 24).
- 349—Craig Morton vs. Houston, Dec. 20, 1970 (13 of 17).
- 345—Eddie LeBaron vs. Pittsburgh, Sept. 24, 1960 (15 of 28).
- 339—Roger Staubach vs. Baltimore, Sept. 26, 1976 (22 of 28).
- 336—Roger Staubach vs. Washington, Dec. 16, 1979 (24 of 42).
- 326—Don Meredith vs. St. Louis, Dec. 11, 1965 (16 of 30).
- 314—Roger Staubach vs. Philadelphia, Oct. 26, 1975 (27 of 49).
- 308—Roger Staubach vs. Philadelphia, November 12, 1979 (17 of 28).
- 307—Roger Staubach vs. St. Louis, Sept. 28, 1975 (23 of 34).
- 306—Don Meredith vs. Philadelphia, Oct. 13, 1968 (21 of 38).
- 303—Roger Staubach vs. Cleveland, Sept. 24, 1979 (21 of 39).
- 302—Don Meredith vs. Philadelphia, Nov. 17, 1963 (25 of 33).

### RECEIVING

- 246 — Bob Hayes vs. Washington, Nov. 13, 1966 (9 catches).
- 241 — Frank Clarke vs. Washington, Sept. 16, 1962 (10 catches).
- 223 — Lance Rentzel vs. Washington, Nov. 19, 1967 (13 catches).
- 213 — Tony Hill vs. Philadelphia, November 12, 1979 (7 catches).
- 195 — Bob Hayes vs. N. Y. Giants, Sept. 18, 1966 (6 catches).
- 190 — Frank Clarke vs. San Francisco, Nov. 10, 1963 (8 catches).
- 188 — Drew Pearson vs. Detroit, Oct. 6, 1975 (6 catches).
- 187 — Bob Hayes vs. Houston, Dec. 20, 1970 (6 catches).
- 177 — Bob Hayes vs. Philadelphia, Oct. 10, 1965 (8 catches).
- 170 — Bob Hayes vs. Pittsburgh, Oct. 22, 1967 (7 catches).
- 168 — Frank Clarke vs. N. Y. Giants, Oct. 20, 1963 (4 catches).
- 161 — Drew Pearson vs. Philadelphia, Sept. 23, 1974 (10 catches).

## The Last Time . . .

### Punt Returned for TD

- BY COWBOYS — Charlie Waters (Jay Saldi block), 17 yards, vs. Philadelphia, Oct. 23, 1977. Golden Richards, 43 yards, vs. Philadelphia, Oct. 26, 1975.
- BY OPPONENT — Bob Hammond, N.Y. Giants, 68 yards, Sept. 25, 1977.

### Kickoff Returned for TD

- By COWBOYS — Thomas Henderson, 97 yards, vs. St. Louis, Sept. 28, 1975.
- BY OPPONENT — Roy Green, St. Louis, 106 yards, October 21, 1979. (Playoff Game: Vic Washington, San Francisco, 97 yards, Dec. 23, 1972).

### Intercepted Pass Returned for TD

- BY COWBOYS — \*Thomas Henderson, 68 yards, vs. Los Angeles, Jan. 7, 1979. (Regular season — Thomas Henderson, 77 yards vs. Tampa Bay, Oct. 2, 1977.)
- BY OPPONENT — Thom Darden, Cleveland, 39 yards, Sept. 24, 1979.

### Shutout Scored

- BY COWBOYS — Dallas 38, Baltimore 0, Sept. 4, 1978.
- BY OPPONENT — St. Louis 38, Dallas 0, Nov. 16, 1970.

### Fumble Returned for TD

- BY COWBOYS — Benny Barnes 33 yards vs. Minnesota, October 7, 1979.
- BY OPPONENT — Charlie Davis, St. Louis, 35 yards, Oct. 9, 1977.

### PAT Unsuccessful

- BY COWBOYS — Rafael Septien vs. Los Angeles, Oct. 14, 1979.
- BY OPPONENT — Toni Fritsch, Houston, Nov. 22, 1979.

### Punt Blocked

- BY COWBOYS — Jay Saldi vs. Philadelphia, Oct. 23, 1977.
- BY OPPONENT — John Thaxton, St. Louis, Sept. 24, 1978.

\*Playoff game.

# Cowboys Longest Plays

## LONG RUNS FROM SCRIMMAGE

- 84—Tony Dorsett vs. Philadelphia, Dec. 4, 1977 (TD).
- 77—Tony Dorsett vs. S. Louis, Oct. 9, 1977 (TD).
- 73—Amos Bullocks vs. Chicago, Nov. 18, 1962 (TD).
- 71—Amos Marsh vs. New York, Oct. 15, 1961.
- 70—Amos Marsh vs. Washington, Nov. 4, 1962.
- 68—Les Shy vs. Philadelphia, Oct. 9, 1966.
- 67—Dan Reeves vs. Washington, Dec. 11, 1966 (TD).
- 64—Jim Stiger vs. Washington, Nov. 22, 1964.
- 63—Tony Dorsett vs. New Orleans, Nov. 19, 1978.
- 59—Don Perkins vs. Pittsburgh, Sept. 27, 1964.
- 59—Scott Laidlaw vs. Washington, Nov. 23, 1978.
- 56—Frank Clarke vs. New Orleans, Nov. 12, 1967.
- 56—Duane Thomas vs. New England, Oct. 24, 1971 (TD).
- 55—Calvin Hill vs. New Orleans, Nov. 9, 1969.

## LONG FORWARD PASSES

- 95—Don Meredith to Bob Hayes vs. Washington, Nov. 13, 1966 (TD).
- 91—Roger Staubach to Tony Dorsett vs. Baltimore, Sept. 4, 1978 (TD).
- 89—Craig Morton to Bob Hayes vs. Kansas City, Oct. 25, 1970 (TD).
- \*86—Don Meredith to Bob Hayes vs. Cleveland, Dec. 24, 1967 (TD).
- 86—Craig Morton to Lance Rentzel vs. Philadelphia, Nov. 1, 1970 (TD).
- 85—Eddie LeBaron to Amos Marsh vs. Los Angeles, Sept. 30, 1962 (TD).
- 85—Roger Staubach to Bob Hayes vs. N. Y. Giants, Dec. 12, 1971 (TD).
- 84—Don Meredith to Pete Gent vs. Pittsburgh, Oct. 30, 1966 (TD).

## LONG PUNTS

- 84—Ron Widby vs. New Orleans, Nov. 3, 1968.
- 75—Billy Lothridge vs. New York, Oct. 11, 1964.
- 75—Sam Baker vs. Los Angeles, Sept. 30, 1962.
- 73—Danny White vs. Los Angeles, Oct. 14, 1979.
- 71—Billy Lothridge vs. St. Louis, Sept. 12, 1964.
- 71—Sam Baker vs. New York, Dec. 16, 1962.

## LONG PUNT RETURNS

- 98—Dennis Morgan vs. St. Louis, Oct. 13, 1974 (TD).
- 90—Bob Hayes vs. Pittsburgh, Dec. 8, 1968 (TD).
- 69—Bob Hayes vs. St. Louis, Nov. 23, 1967 (TD).
- 69—Mel Renfro vs. Green Bay, Nov. 29, 1964 (TD).
- \*86—Bob Hayes vs. Cleveland, Dec. 24, 1967.
- 63—Bob Hayes vs. New York, Dec. 15, 1968 (TD).
- \*63—Golden Richards vs. Minnesota, Dec. 30, 1973 (TD).
- 55—Butch Johnson vs. Philadelphia, Dec. 5, 1976.
- 51—Mel Renfro vs. Cleveland, Oct. 4, 1964.
- 50—Bob Hayes vs. Washington, Nov. 16, 1969.

## LONG KICKOFF RETURNS

- 101—Amos Marsh vs. Philadelphia, Oct. 14, 1962 (TD).
- 101—Ike Thomas vs. New York Jets, Dec. 4, 1971 (TD).
- 100—Mark Washington vs. Washington, Nov. 22, 1970 (TD).
- 100—Mel Renfro vs. San Francisco, Nov. 7, 1965 (TD).
- 97—Thomas Henderson vs. St. Louis, Sept. 28, 1975 (TD).
- 89—Ike Thomas vs. Los Angeles, Nov. 25, 1971 (TD).
- 87—Mel Renfro vs. Pittsburgh, Oct. 30, 1966 (TD).

## LONG INTERCEPTION RETURNS

- 100—Mike Gaechter vs. Philadelphia, Oct. 14, 1962 (TD).
- 90—Mel Renfro vs. St. Louis, Oct. 4, 1965 (TD).
- 86—Mike Gaechter vs. Washington, Nov. 3, 1963.

## LONG FUMBLE RETURNS

- 97—Chuck Howley vs. Atlanta, Oct. 2, 1966 (TD).
- 84—Don Bishop vs. St. Louis, Oct. 28, 1962 (TD).
- 63—Jim Ridlon vs. Philadelphia, Dec. 6, 1964 (TD).

## LONG RETURNS OF FIELD-GOAL ATTEMPTS

- 94—Jerry Norton vs. St. Louis, Dec. 9, 1962 (TD).
- 60—Mike Gaechter vs. Washington, Nov. 28, 1965 (TD).
- 60—Obert Logan vs. New York, Dec. 19, 1965 (TD).

\*Playoff Game.

# Miscellaneous Records

## INDIVIDUAL

### Most Consecutive Passes Completed

- 12 — Roger Staubach (last 11 vs. Baltimore, Sept. 4, 1978, and first one vs. N.Y. Giants, Sept. 10, 1978).

### Most Consecutive Passes Without Interception

- 166 — Don Meredith (began vs. Philadelphia, Dec. 5, 1965, ended vs. St. Louis, Oct. 16, 1966).

### Most Consecutive Games Rush for TD

- 6 — Tony Dorsett in 1977.

### Most Consecutive Games Catch TD Pass

- 7 — Frank Clarke (final game of 1961 season, first six games in '62).  
Bob Hayes (final three games of 1965 season, first four games in 1966).

### Most Consecutive Games Intercept Pass

- 5 — Don Bishop in 1961.

### Most Consecutive PATs

- 99 — Mike Clark (last 17 in 1969, all 35 in 1970 and all 47 in 1971).

### Most Consecutive Games at Least One Pass Catch

- 58 — Drew Pearson (final three games of 1974 season, all of 1975, 1976 and 1977, first 13 games of 1978; ended vs. New England, Dec. 3, 1978).

### Most Consecutive Games Kick FG

- 10 — Mike Clark (final nine games of 1969 season, first game in 1970).  
Toni Fritsch, twice (final seven games of 1972 season, first three games in 1973; first 10 games in 1975).

### Most Consecutive Games Played

- 196 — Bob Lilly (from 1961 through 1974).

## TEAM

### Most Consecutive Games Intercept Pass

- 28 — Every game in 1962 and 1963.

### Most Consecutive PATs

- 162 — 1969, 1970, 1971, 1972, 1973.

### Most Consecutive Games Without Losing Fumble

- 3 — 1973, 1974, 1975, 1976 and 1977.

### PAT Record

- |                                       |                             |
|---------------------------------------|-----------------------------|
| 21 of 23 in 1960 — last 17 straight.  | 36 of 36 in 1972 — all 36.  |
| 29 of 29 in 1961 — all 29.            | 45 of 46 in 1973 —          |
| 50 of 51 in 1962 — first 33, last 17. | first 24, last 21.          |
| 38 of 40 in 1963 — first 32.          | 37 of 38 in 1974 —          |
| 28 of 30 in 1964 — last 23.           | first 4, last 33.           |
| 37 of 38 in 1965 — last 24.           | 38 of 40 in 1975 — last 34. |
| 56 of 56 in 1966 — all 56.            | 34 of 34 in 1976 — all 34.  |
| 41 of 44 in 1967 — first 8, last 1.   | 39 of 41 in 1977 —          |
| 54 of 54 in 1968 — all 54.            | first 14, last 16.          |
| 43 of 44 in 1969 — first 26, last 17. | 46 of 48 in 1978 —          |
| 35 of 35 in 1970 — all 35.            | first 8, last one.          |
| 50 of 50 in 1971 — all 50.            | 40 of 45 in 1979 —          |
|                                       | first one, last 26.         |

## Largest Margin of Defeat

1. 41 points, (48-7) vs. Cleveland, 1960
- 41 points, (54-13) vs. Minnesota, 1970
3. 38 points, (45-7) vs. Baltimore, 1960
- 38 points, (38-0) vs. St. Louis, 1970
5. 36 points, (43-7) vs. Philadelphia, 1961
6. 34 points, (41-7) vs. Green Bay, 1960
7. 32 points, (52-20) vs. St. Louis, 1962
- 32 points, (35-3) vs. Baltimore, 1965 (PLAYOFF BOWL GAME)
- 32 points, (42-10) vs. Cleveland, 1969
10. 31 points, (31-0) vs. Los Angeles, 1969 (PLAYOFF BOWL GAME)
11. 30 points, (37-7) vs. Pittsburgh, 1961

## Largest Margin of Victory


1. 49 points, (56-7) vs. Philadelphia, 1966
2. 46 points, (59-13) vs. Detroit, 1968
3. 45 points, (52-7) vs. NY Giants, 1966
4. 42 points, (52-10) vs. Houston, 1970
- 42 points, (52-10) vs. NY Jets, 1971
6. 38 points, (52-14) vs. Cleveland, 1967  
(Eastern Conference Championship Game)
- 38 points, (38-0) vs. Baltimore, 1978
8. 37 points, (40-3) vs. New Orleans, 1973
- 37 points, (37-0) vs. Detroit, 1977
10. 35 points, (49-14) vs. Philadelphia, 1969
- 35 points, (42-7) vs. Philadelphia, 1971
- 35 points, (45-10) vs. St. Louis, 1973
13. 34 points, (34-0) vs. Washington, 1970

### "TEAM ON A TIGHTROPE"

The Dallas Cowboys 1979 highlight film, "Team on a Tightrope," is available free of charge to groups wishing to show it. The 30-minute, 16mm sound and color movie, which traces the Cowboys '79 season from training camp to the NFL Eastern Division championship, is sponsored by Braniff International and produced by NFL Films. It is narrated by John Facenda. To reserve a copy of the film, call Braniff at 214/574-7595 or the Cowboys Executive Offices at 214/369-8000.



# PLAYOFF RECORDS



NFC  
TITLE  
GAME  
1/7/79

# Cowboys Playoff Records

## MOST POINTS

|          |    |                         |                   |
|----------|----|-------------------------|-------------------|
| Cowboys  | 52 | †vs. Cleveland (52-14)  | December 24, 1967 |
| Opp.     | 38 | Cleveland (38-14)       | December 28, 1969 |
| Combined | 66 | †vs. Cleveland (52-14)  | December 24, 1967 |
|          |    | *vs. Pittsburgh (35-31) | January 21, 1979  |

## MOST FIRST DOWNS

|         |    |             |                   |
|---------|----|-------------|-------------------|
| Cowboys | 26 | vs. Atlanta | December 30, 1978 |
| Opp.    | 22 | Baltimore   | January 9, 1966   |
|         |    | Cleveland   | December 28, 1969 |

## FEWEST FIRST DOWNS

|         |   |                |                   |
|---------|---|----------------|-------------------|
| Cowboys | 8 | vs. Washington | December 31, 1972 |
| Opp.    | 7 | Detroit        | December 26, 1970 |

## MOST FIRST DOWNS RUSHING

|         |    |                    |                   |
|---------|----|--------------------|-------------------|
| Cowboys | 16 | †vs. San Francisco | January 3, 1971   |
| Opp.    | 14 | Baltimore          | January 9, 1966   |
|         |    | Minnesota          | December 30, 1973 |

## FEWEST FIRST DOWNS RUSHING

|         |   |               |                 |
|---------|---|---------------|-----------------|
| Cowboys | 2 | vs. Minnesota | January 5, 1969 |
| Opp.    | 1 | Los Angeles   | January 4, 1976 |

## MOST FIRST DOWNS PASSING

|         |    |                   |                   |
|---------|----|-------------------|-------------------|
| Cowboys | 15 | vs. San Francisco | December 23, 1972 |
|         |    | vs. Los Angeles   | January 4, 1976   |
| Opp.    | 17 | Cleveland         | December 28, 1969 |

## FEWEST FIRST DOWNS PASSING

|         |   |                |                   |
|---------|---|----------------|-------------------|
| Cowboys | 3 | vs. Detroit    | December 26, 1970 |
|         |   | vs. Washington | December 31, 1972 |
| Opp.    | 1 | *Denver        | January 15, 1978  |

## MOST FIRST DOWNS BY PENALTIES

|         |   |                   |                   |
|---------|---|-------------------|-------------------|
| Cowboys | 2 | vs. Cleveland     | December 24, 1967 |
|         |   | vs. Minnesota     | January 5, 1969   |
|         |   | vs. Cleveland     | December 28, 1969 |
|         |   | vs. San Francisco | December 23, 1972 |
|         |   | vs. Washington    | December 31, 1972 |
|         |   | vs. Minnesota     | January 1, 1978   |
|         |   | vs. Atlanta       | December 30, 1978 |
|         |   | vs. Los Angeles   | January 7, 1979   |
| Opp.    | 4 | Baltimore         | January 17, 1971  |

## MOST NET YARDS TOTAL OFFENSE

|         |     |                 |                 |
|---------|-----|-----------------|-----------------|
| Cowboys | 441 | vs. Los Angeles | January 4, 1976 |
| Opp.    | 367 | by Green Bay    | January 1, 1967 |

## FEWEST NET YARDS TOTAL OFFENSE

|         |     |               |                   |
|---------|-----|---------------|-------------------|
| Cowboys | 153 | vs. Minnesota | December 30, 1973 |
| Opp.    | 118 | Los Angeles   | January 4, 1976   |

## MOST NET YARDS RUSHING

|         |     |           |                   |
|---------|-----|-----------|-------------------|
| Cowboys | 252 | vs. Miami | January 16, 1972  |
| Opp.    | 203 | Minnesota | December 30, 1973 |

## PLAYOFF RECORDS (Cont.)

|                                     |     |                   |                   |
|-------------------------------------|-----|-------------------|-------------------|
| <b>FEWEST NET YARDS RUSHING</b>     |     |                   |                   |
| Cowboys                             | 45  | vs. Baltimore     | January 9, 1966   |
| Opp.                                | 22  | Los Angeles       | January 4, 1976   |
| <b>MOST NET YARDS PASSING</b>       |     |                   |                   |
| Cowboys                             | 301 | vs. Minnesota     | January 5, 1969   |
| Opp.                                | 291 | Pittsburgh        | January 21, 1979  |
| <b>FEWEST NET YARDS PASSING</b>     |     |                   |                   |
| Cowboys                             | 38  | vs. Detroit       | December 26, 1970 |
| Opp.                                | 52  | Atlanta           | December 30, 1978 |
| <b>MOST GROSS YARDS PASSING</b>     |     |                   |                   |
| Cowboys                             | 330 | vs. Minnesota     | January 5, 1969   |
| Opp.                                | 318 | Pittsburgh        | January 21, 1979  |
| <b>MOST YARDS LOST ATT. TO PASS</b> |     |                   |                   |
| Cowboys                             | 52  | vs. Pittsburgh    | January 21, 1979  |
| Opp.                                | 76  | Green Bay         | January 1, 1967   |
| <b>MOST TIMES TACKLING PASSER</b>   |     |                   |                   |
| Cowboys                             | 8   | vs. Green Bay     | December 31, 1967 |
| Opp.                                | 7   | Los Angeles       | December 23, 1973 |
|                                     |     | Pittsburgh        | January 18, 1976  |
| <b>MOST INTERCEPTIONS</b>           |     |                   |                   |
| Cowboys                             | 4   | vs. Cleveland     | December 21, 1968 |
|                                     |     | vs. Minnesota     | December 30, 1973 |
| Opp.                                | 5   | Los Angeles       | January 7, 1979   |
| <b>MOST FUMBLES</b>                 |     |                   |                   |
| Cowboys                             | 6   | vs. Atlanta       | December 30, 1978 |
|                                     |     | vs. Denver        | January 15, 1978  |
| Opp.                                | 5   | Baltimore         | January 17, 1971  |
|                                     |     | San Francisco     | December 23, 1972 |
|                                     |     | Minnesota         | January 1, 1978   |
| <b>MOST FUMBLES LOST</b>            |     |                   |                   |
| Cowboys                             | 3   | vs. Atlanta       | December 30, 1978 |
|                                     |     | vs. San Francisco | December 23, 1972 |
| Opp.                                | 4   | Baltimore         | January 17, 1971  |
|                                     |     | Denver            | January 15, 1978  |
| <b>MOST PENALTIES</b>               |     |                   |                   |
| Cowboys                             | 12  | *vs. Denver       | January 15, 1978  |
| Opp.                                | 8   | Los Angeles       | December 19, 1976 |
|                                     |     | Denver            | January 15, 1978  |
| <b>FEWEST PENALTIES</b>             |     |                   |                   |
| Cowboys                             | 2   | vs. Cleveland     | December 24, 1967 |
|                                     |     | vs. Minnesota     | January 5, 1969   |
|                                     |     | vs. Los Angeles   | January 3, 1970   |
|                                     |     | vs. Minnesota     | December 25, 1971 |
|                                     |     | vs. San Francisco | January 2, 1972   |
|                                     |     | vs. Minnesota     | December 30, 1973 |
|                                     |     | vs. Pittsburgh    | January 18, 1976  |
| Opp.                                | 0   | †Detroit          | December 26, 1970 |
|                                     |     | *Miami            | January 16, 1972  |
|                                     |     | *Pittsburgh       | January 18, 1976  |

## PLAYOFF RECORDS (Cont.)

### MOST YARDS LOST ON PENALTIES

|         |     |                |                   |
|---------|-----|----------------|-------------------|
| Cowboys | 133 | *vs. Baltimore | January 17, 1971  |
| Opp.    | 94  | Los Angeles    | December 19, 1976 |

### MOST PUNTS

|         |    |               |                   |
|---------|----|---------------|-------------------|
| Cowboys | 10 | vs. Baltimore | January 9, 1966   |
| Opp.    | 8  | Green Bay     | December 31, 1967 |
|         |    | Detroit       | December 26, 1970 |
|         |    | Minnesota     | January 1, 1978   |

### FEWEST PUNTS

|         |   |               |                   |
|---------|---|---------------|-------------------|
| Cowboys | 2 | vs. Cleveland | December 24, 1967 |
| Opp.    | 1 | Cleveland     | December 28, 1969 |

## Miscellaneous Individual Records

### Most Consecutive Passes Without Interception

- 99 — Roger Staubach (began vs. Minnesota, Dec. 25, 1971, ended vs. Minnesota, Dec. 30, 1973).

### Most Consecutive Games Rush for TD

- 3 — Duane Thomas (began December 25, 1971 vs. Minnesota, ended January 16, 1972, after Super Bowl victory).  
3 — Tony Dorsett (began, December 26, 1977 vs. Chicago, ended December 30, 1978 vs. Atlanta).

### Most Consecutive Games Catch TD Pass

- 2 — Golden Richards (vs. Minnesota, January 1, 1978 and vs. Denver, January 15, 1978).

### Most Consecutive Games Intercept Pass

- 3 — Mel Renfro (vs. Detroit, December 26, 1970; vs. San Francisco January 3, 1971; and vs. Baltimore, January 17, 1971).  
3 — Randy Hughes (vs. Denver, January 15, 1978; vs. Atlanta, December 30, 1978; and vs. Los Angeles, January 7, 1979).

### Most Consecutive Games at Least One Pass Catch

- 13 — Drew Pearson (began vs. Los Angeles, December 23, 1973; still continuing).

### Most Consecutive Games Kick FG

- 7 — Toni Fritsch (started vs. San Francisco, December 23, 1972, ended after January 18, 1976, vs. Pittsburgh).

### Most Consecutive Games Played

- 22 — Jethro Pugh (started January 1, 1967 vs. Green Bay, ended December 30, 1978 vs. Atlanta).

## Individual Single Game Records

### RUSHING YARDS

- 143 — Duane Thomas vs. San Francisco January 3, 1971

### MOST CARRIES

- 30 — Duane Thomas vs. Detroit December 26, 1970

### LONGEST RUN FROM SCRIMMAGE

- 53 — Tony Dorsett vs. Los Angeles January 7, 1979

### MOST PASS ATTEMPTS

- 37 — Roger Staubach vs. Los Angeles December 19, 1976

### MOST PASS COMPLETIONS

- 17 — Roger Staubach vs. Minnesota December 28, 1975  
Roger Staubach vs. Denver January 15, 1978  
Roger Staubach vs. Pittsburgh January 21, 1979

## PLAYOFF RECORDS (Cont.)

|           |   |                   |
|-----------|---|-------------------|
|           | <b>MOST YARDS GAINED PASSING</b>                  |                   |
| 246       | — Roger Staubach vs. Minnesota                    | December 28, 1975 |
|           | <b>MOST TOUCHDOWN PASSES</b>                      |                   |
| 4         | — Roger Staubach vs. Los Angeles                  | January 4, 1976   |
|           | <b>LONGEST COMPLETION</b>                         |                   |
| †86 yards | — Don Meredith to Bob Hayes<br>vs. Cleveland (TD) | December 24, 1967 |
|           | <b>MOST PASSES HAD INTERCEPTED</b>                |                   |
| 4         | — Roger Staubach vs. Minnesota                    | December 30, 1973 |
|           | <b>MOST PASS RECEPTIONS</b>                       |                   |
| 7         | — Billy Parks vs. San Francisco                   | December 23, 1972 |
|           | Preston Pearson vs. Los Angeles                   | January 4, 1976   |
|           | <b>MOST YARDS LOST ATT. TO PASS</b>               |                   |
| 52        | — Roger Staubach vs. Pittsburgh                   | January 21, 1979  |
|           | <b>MOST QUARTERBACK SACKS</b>                     |                   |
| 7         | — Roger Staubach vs. Los Angeles                  | December 23, 1972 |
|           | Roger Staubach vs. Pittsburgh                     | January 18, 1976  |
|           | <b>MOST YARDS ON PASS RECEPTIONS</b>              |                   |
| 144       | — Bob Hayes vs. Cleveland                         | December 24, 1967 |
|           | <b>MOST TOUCHDOWNS ON PASS RECEPTIONS</b>         |                   |
| † 3       | — Preston Pearson vs. Los Angeles                 | January 4, 1976   |
|           | <b>MOST TOUCHDOWNS SCORED</b>                     |                   |
| † 3       | — Craig Baynham vs. Cleveland                     | December 24, 1967 |
| †         | Preston Pearson vs. Los Angeles                   | January 4, 1976   |
|           | <b>MOST POINTS SCORED</b>                         |                   |
| 18        | — Craig Baynham vs. Cleveland                     | December 24, 1967 |
|           | Preston Pearson vs. Los Angeles                   | January 4, 1976   |
| 13        | — Toni Fritsch vs. Los Angeles (kicker)           | January 4, 1976   |
|           | Efren Herrera vs. Chicago (kicker)                | December 26, 1977 |
|           | <b>MOST EXTRA-POINTS ATTEMPTED</b>                |                   |
| ‡ 7       | — Danny Villanueva vs. Cleveland                  | December 24, 1967 |
|           | <b>MOST EXTRA-POINTS CONVERTED</b>                |                   |
| ‡ 7       | — Danny Villanueva vs. Cleveland                  | December 24, 1967 |
|           | <b>MOST FIELD GOALS ATTEMPTED</b>                 |                   |
| * 5       | — Efren Herrera vs. Denver                        | January 15, 1978  |
|           | <b>MOST FIELD GOALS MADE</b>                      |                   |
| ‡ 3       | — Toni Fritsch vs. San Francisco                  | December 23, 1972 |
|           | Toni Fritsch vs. Los Angeles                      | January 4, 1976   |
| ‡         | Efren Herrera vs. Chicago                         | December 26, 1977 |
|           | <b>LONGEST FIELD GOAL MADE</b>                    |                   |
| 48 yards  | — Rafael Septien vs. Atlanta                      | December 30, 1978 |
|           | <b>MOST INTERCEPTIONS</b>                         |                   |
| 3         | — Charlie Waters vs. Chicago                      | December 26, 1977 |
|           | <b>LONGEST INTERCEPTION RETURN</b>                |                   |
| †68 yards | — Thomas Henderson vs.<br>Los Angeles (TD)        | January 7, 1979   |
|           | <b>LONGEST KICKOFF RETURN</b>                     |                   |
| 48 yards  | — Thomas Henderson vs. Pittsburgh                 | January 18, 1976  |
|           | <b>LONGEST PUNT RETURN</b>                        |                   |
| 68 yards  | — Bob Hayes vs. Cleveland                         | December 24, 1967 |

## Cowboys Big Days/Playoffs

### 100 YARD RUSHING GAMES

|  |                   |
|--|-------------------|
| 143 yards — Duane Thomas vs. San Francisco | January 3, 1971   |
| 135 yards — Duane Thomas vs. Detroit       | December 26, 1970 |
| 125 yards — Calvin Hill vs. San Francisco  | December 23, 1972 |
| 108 yards — Don Perkins vs. Green Bay      | January 1, 1967   |
| 101 yards — Tony Dorsett vs. Los Angeles   | January 7, 1979   |

### PASSING

|  |                   |
|--|-------------------|
| 246 yards — Roger Staubach vs. Minnesota   | December 28, 1975 |
| 243 yards — Don Meredith vs. Minnesota     | January 5, 1969   |
| 238 yards — Don Meredith vs. Green Bay     | January 1, 1967   |
| 228 yards — Roger Staubach vs. Pittsburgh  | January 21, 1979  |
| 220 yards — Roger Staubach vs. Los Angeles | January 4, 1976   |
| 212 yards — Don Meredith vs. Cleveland     | December 24, 1967 |
| 204 yards — Roger Staubach vs. Pittsburgh  | January 18, 1976  |

### RECEIVING

|   |                   |
|---|-------------------|
| 144 yards — Bob Hayes vs. Cleveland         | December 24, 1967 |
| 136 yards — Billy Parks vs. San Francisco   | December 23, 1972 |
| 123 yards — Preston Pearson vs. Los Angeles | January 4, 1976   |
| 102 yards — Frank Clarke vs. Green Bay      | January 1, 1967   |
| 91 yards — Drew Pearson vs. Minnesota       | December 28, 1975 |

## Cowboys Longest Plays/Playoffs

### LONG RUNS FROM SCRIMMAGE

|   |                   |
|---|-------------------|
| 53 yards — Tony Dorsett vs. Los Angeles   | January 7, 1979   |
| 48 yards — Calvin Hill vs. San Francisco  | December 23, 1972 |
| 29 yards — Roger Staubach vs. Washington  | December 31, 1972 |
| 29 yards — Tony Dorsett vs. Pittsburgh    | January 21, 1979  |
| 26 yards — Tony Dorsett vs. Los Angeles   | December 30, 1979 |
| 24 yards — Don Perkins vs. Cleveland      | December 24, 1967 |
| 23 yards — Don Perkins vs. Green Bay (TD) | January 1, 1967   |
| 23 yards — Duane Thomas vs. Miami         | January 16, 1972  |
| 22 yards — Tony Dorsett vs. Chicago (TD)  | December 26, 1977 |

### LONG FORWARD PASSES

|  |                   |
|--|-------------------|
| 86 yards — Don Meredith to Bob Hayes vs. Cleveland (TD)        | December 24, 1967 |
| 83 yards — Roger Staubach to Drew Pearson vs. Los Angeles (TD) | December 23, 1973 |
| 68 yards — Don Meredith to Frank Clarke vs. Green Bay (TD)     | January 1, 1967   |
| 51 yards — Don Meredith to Bob Hayes vs. Minnesota (TD)        | January 5, 1969   |
| 50 yards — Roger Staubach to Drew Pearson vs. Minnesota (TD)   | December 28, 1975 |
| 45 yards — Roger Staubach to Butch Johnson vs. Denver (TD)     | January 15, 1978  |

### LONG PUNT RETURNS

|   |                   |
|---|-------------------|
| 68 yards — Bob Hayes vs. Cleveland            | December 24, 1967 |
| 63 yards — Golden Richards vs. Minnesota (TD) | December 30, 1973 |
| 44 yards — Butch Johnson vs. Los Angeles      | December 19, 1976 |
| 24 yards — Charlie Waters vs. Minnesota       | December 25, 1971 |

### LONG KICKOFF RETURNS

|   |                   |
|---|-------------------|
| 48 yards — Thomas Henderson vs. Pittsburgh  | January 18, 1976  |
| 34 yards — Cliff Harris vs. Minnesota       | December 30, 1973 |
| 33 yards — Cliff Harris vs. San Francisco   | December 23, 1972 |
| 30 yards — Mel Renfro vs. Green Bay         | January 1, 1967   |
| 30 yards — Richmond Flowers vs. Los Angeles | January 3, 1970   |
| 30 yards — Ron Springs vs. Los Angeles      | December 30, 1979 |

### LONG INTERCEPTION RETURNS

|  |                   |
|--|-------------------|
| 68 yards — Thomas Henderson vs. Los Angeles (TD) | January 7, 1979   |
| 60 yards — Cornell Green vs. Cleveland (TD)      | December 24, 1967 |
| 41 yards — Chuck Howley vs. Miami                | January 16, 1972  |
| 30 yards — Cliff Harris vs. Minnesota            | December 25, 1971 |
| 27 yards — Mark Washington vs. Denver            | January 15, 1978  |
| 26 yards — Chuck Howley vs. Minnesota            | December 25, 1971 |

### LONG FUMBLE RETURNS

|                                       |                   |
|---------------------------------------|-------------------|
| 21 yards — Randy Hughes vs. Denver    | January 15, 1978  |
| 20 yards — Charlie Waters vs. Detroit | December 26, 1970 |
| 15 yards — D. D. Lewis vs. Chicago    | December 26, 1977 |

\* — Super Bowl Record    † — NFC Championship Game Record  
‡ — NFC Divisional Playoff Game Record

**THE WAY IT WAS**



**FRANK CLARKE**  
(1960-67)



# Cowboys All-Time Results

All-Time Regular Season Record: 172-104-6

Playoff Record: 16-13

\*—Designates Home Games

## 1960 (0-11-1)

Tom Landry, Head Coach

|   |     |                        |     |
|---|-----|------------------------|-----|
| L | *28 | Pittsburgh (30,000)    | 35  |
| L | *25 | Philadelphia (18,500)  | 27  |
| L | 14  | Washington (21,142)    | 26  |
| L | *7  | Cleveland (28,500)     | 48  |
| L | 10  | St. Louis (23,128)     | 12  |
| L | *7  | Baltimore (25,500)     | 45  |
| L | *13 | Los Angeles (16,000)   | 38  |
| L | 7   | Green Bay (32,294)     | 41  |
| L | *14 | San Francisco (10,000) | 26  |
| L | 7   | Chicago (39,951)       | 17  |
| T | 31  | New York (55,033)      | 31  |
| L | 14  | Detroit (43,272)       | 23  |
|   | 177 |                        | 369 |

## 1961 (4-9-1)

Tom Landry, Head Coach

|   |     |                       |     |
|---|-----|-----------------------|-----|
| W | *27 | Pittsburgh (23,500)   | 24  |
| W | *21 | Minnesota (20,500)    | 7   |
| L | 7   | Cleveland (43,638)    | 25  |
| W | 28  | Minnesota (33,070)    | 0   |
| L | *10 | New York (41,500)     | 31  |
| L | *7  | Philadelphia (25,000) | 43  |
| W | 17  | New York (60,254)     | 16  |
| L | *17 | St. Louis (20,500)    | 31  |
| L | 7   | Pittsburgh (17,519)   | 37  |
| T | *28 | Washington (17,500)   | 28  |
| L | 13  | Philadelphia (60,127) | 35  |
| L | *17 | Cleveland (23,500)    | 38  |
| L | 13  | St. Louis (15,384)    | 31  |
| L | 24  | Washington (21,451)   | 34  |
|   | 236 |                       | 380 |

## 1962 (5-8-1)

Tom Landry, Head Coach

|   |     |                       |     |
|---|-----|-----------------------|-----|
| T | *35 | Washington (15,730)   | 35  |
| L | *28 | Pittsburgh (19,478)   | 30  |
| W | 27  | Los Angeles (26,907)  | 17  |
| L | 10  | Cleveland (44,040)    | 19  |
| W | *41 | Philadelphia (18,645) | 19  |
| W | 42  | Pittsburgh (23,106)   | 27  |
| L | *24 | St. Louis (16,027)    | 28  |
| W | 38  | Washington (49,888)   | 10  |
| L | *10 | New York (45,668)     | 41  |
| L | *33 | Chicago (12,692)      | 34  |
| L | 14  | Philadelphia (58,070) | 28  |
| W | *45 | Cleveland (24,225)    | 21  |
| L | 20  | St. Louis (14,102)    | 52  |
| L | 31  | New York (62,694)     | 41  |
|   | 398 |                       | 402 |

## 1963 (4-10)

Tom Landry, Head Coach

|   |     |                        |     |
|---|-----|------------------------|-----|
| L | *7  | St. Louis (36,432)     | 34  |
| L | *24 | Cleveland (28,710)     | 41  |
| L | 17  | Washington (40,101)    | 21  |
| L | 21  | Philadelphia (60,671)  | 24  |
| W | *17 | Detroit (27,264)       | 14  |
| L | 21  | New York (62,889)      | 37  |
| L | 21  | Pittsburgh (19,047)    | 27  |
| W | *35 | Washington (18,838)    | 20  |
| L | 24  | San Francisco (29,563) | 31  |
| W | *27 | Philadelphia (23,694)  | 20  |
| L | 17  | Cleveland (55,096)     | 27  |
| L | *27 | New York (29,653)      | 34  |
| L | *19 | Pittsburgh (24,136)    | 24  |
| W | 28  | St. Louis (12,695)     | 24  |
|   | 305 |                        | 378 |

## 1964 (5-8-1)

Tom Landry, Head Coach

|   |     |                       |     |
|---|-----|-----------------------|-----|
| L | *6  | St. Louis (36,605)    | 16  |
| W | *24 | Washington (25,158)   | 18  |
| L | 17  | Pittsburgh (35,594)   | 23  |
| L | 6   | Cleveland (72,062)    | 27  |
| T | *13 | New York (33,324)     | 13  |
| L | *16 | Cleveland (37,456)    | 20  |
| W | 31  | St. Louis (28,253)    | 13  |
| W | 24  | Chicago (47,527)      | 10  |
| W | 31  | New York (63,031)     | 21  |
| L | *14 | Philadelphia (55,972) | 17  |
| L | 16  | Washington (49,219)   | 28  |
| L | *21 | Green Bay (44,975)    | 45  |
| L | 14  | Philadelphia (60,671) | 24  |
| W | *17 | Pittsburgh (35,271)   | 14  |
|   | 250 |                       | 289 |

## 1965 (7-7)

Tom Landry, Head Coach

|   |     |                        |     |
|---|-----|------------------------|-----|
| W | *31 | New York (59,366)      | 2   |
| W | *27 | Washington (61,577)    | 7   |
| L | 13  | St. Louis (32,034)     | 20  |
| L | *24 | Philadelphia (56,249)  | 35  |
| L | 17  | Cleveland (80,451)     | 23  |
| L | 3   | Green Bay (48,311)     | 13  |
| L | 13  | Pittsburgh (37,804)    | 22  |
| W | *39 | San Francisco (39,677) | 31  |
| W | *24 | Pittsburgh (57,293)    | 17  |
| L | *17 | Cleveland (76,251)     | 24  |
| L | 31  | Washington (50,205)    | 34  |
| W | 21  | Philadelphia (54,714)  | 19  |
| W | *27 | St. Louis (38,499)     | 13  |
| W | 38  | New York (62,871)      | 20  |
|   | 325 |                        | 280 |

PLAYOFF BOWL GAME (Miami)

|   |   |                    |    |
|---|---|--------------------|----|
| L | 3 | Baltimore (65,569) | 35 |
|---|---|--------------------|----|



**1966 (10-3-1)**

|   |                                     |     |
|---|-------------------------------------|-----|
|   | Tom Landry, Head Coach              |     |
| W | *52 New York (60,010) . . . . .     | 7   |
| W | *28 Minnesota (64,116) . . . . .    | 17  |
| W | *47 Atlanta (56,990) . . . . .      | 14  |
| W | *56 Philadelphia (69,372) . . . . . | 7   |
| T | 10 St. Louis (50,673) . . . . .     | 10  |
| L | 21 Cleveland (84,721) . . . . .     | 30  |
| W | *52 Pittsburgh (58,453) . . . . .   | 21  |
| L | 23 Philadelphia (60,658) . . . . .  | 24  |
| W | 31 Washington (50,927) . . . . .    | 30  |
| W | 20 Pittsburgh (42,185) . . . . .    | 7   |
| W | *26 Cleveland (80,259) . . . . .    | 14  |
| W | *31 St. Louis (76,965) . . . . .    | 17  |
| L | *31 Washington (64,198) . . . . .   | 34  |
| W | 17 New York (62,735) . . . . .      | 7   |
|   | 445                                 | 239 |

**1966 CHAMPIONSHIP GAME (Dis.)**

|   |                                 |    |
|---|---------------------------------|----|
| L | 27 Green Bay (75,504) . . . . . | 34 |
|---|---------------------------------|----|

**1967 (9-5)**

|   |                                     |     |
|---|-------------------------------------|-----|
|   | Tom Landry, Head Coach              |     |
| W | 21 Cleveland (81,039) . . . . .     | 14  |
| W | *38 New York (66,209) . . . . .     | 24  |
| L | *13 Los Angeles (75,229) . . . . .  | 35  |
| W | 17 Washington (50,566) . . . . .    | 14  |
| W | *14 New Orleans (64,128) . . . . .  | 10  |
| W | 24 Pittsburgh (39,641) . . . . .    | 21  |
| L | 14 Philadelphia (60,740) . . . . .  | 21  |
| W | *37 Atlanta (54,751) . . . . .      | 7   |
| W | 27 New Orleans (83,437) . . . . .   | 10  |
| L | *20 Washington (75,538) . . . . .   | 27  |
| W | *46 St. Louis (68,787) . . . . .    | 21  |
| L | 17 Baltimore (60,238) . . . . .     | 23  |
| W | *38 Philadelphia (55,834) . . . . . | 17  |
| L | 16 San Francisco (27,182) . . . . . | 24  |
|   | 342                                 | 268 |

**1967 EASTERN CHAMPIONSHIP GAME (Dallas)**

|   |                                 |    |
|---|---------------------------------|----|
| W | 52 Cleveland (70,786) . . . . . | 14 |
|---|---------------------------------|----|

**1967 CHAMPIONSHIP GAME (Green Bay)**

|   |                                 |    |
|---|---------------------------------|----|
| L | 17 Green Bay (50,861) . . . . . | 21 |
|---|---------------------------------|----|

**1968 (12-2)**

|   |                                     |     |
|---|-------------------------------------|-----|
|   | Tom Landry, Head Coach              |     |
| W | *59 Detroit (61,382) . . . . .      | 13  |
| W | *28 Cleveland (68,733) . . . . .    | 7   |
| W | 45 Philadelphia (60,858) . . . . .  | 13  |
| W | 27 St. Louis (48,296) . . . . .     | 10  |
| W | *34 Philadelphia (72,083) . . . . . | 14  |
| W | 20 Minnesota (47,644) . . . . .     | 7   |
| L | 17 Green Bay (74,604) . . . . .     | 28  |
| W | *17 New Orleans (84,728) . . . . .  | 3   |
| L | *21 New York (72,163) . . . . .     | 27  |
| W | 44 Washington (50,816) . . . . .    | 24  |
| W | 34 Chicago (46,667) . . . . .       | 3   |
| W | *29 Washington (66,076) . . . . .   | 20  |
| W | *28 Pittsburgh (55,069) . . . . .   | 7   |
| W | 28 New York (62,617) . . . . .      | 10  |
|   | 431                                 | 186 |

**1968 EASTERN CHAMPIONSHIP GAME (Cleveland)**

|   |                                 |    |
|---|---------------------------------|----|
| L | 20 Cleveland (81,497) . . . . . | 31 |
|---|---------------------------------|----|

**PLAYOFF BOWL GAME (Miami)**

|   |                                 |    |
|---|---------------------------------|----|
| W | 17 Minnesota (22,961) . . . . . | 13 |
|---|---------------------------------|----|

**1969 (11-2-1)**

|   |                                      |     |
|---|--------------------------------------|-----|
|   | Tom Landry, Head Coach               |     |
| W | *24 St. Louis (62,134) . . . . .     | 3   |
| W | 21 New Orleans (79,567) . . . . .    | 17  |
| W | 38 Philadelphia (60,658) . . . . .   | 7   |
| W | 24 Atlanta (54,833) . . . . .        | 17  |
| W | *49 Philadelphia (71,509) . . . . .  | 14  |
| W | *25 New York (58,964) . . . . .      | 3   |
| L | 10 Cleveland (84,850) . . . . .      | 42  |
| W | *33 New Orleans (68,282) . . . . .   | 17  |
| W | 41 Washington (50,474) . . . . .     | 28  |
| L | 23 Los Angeles (79,105) . . . . .    | 24  |
| T | *24 San Francisco (62,348) . . . . . | 24  |
| W | 10 Pittsburgh (24,990) . . . . .     | 7   |
| W | *27 Baltimore (63,191) . . . . .     | 10  |
| W | *20 Washington (56,924) . . . . .    | 10  |
|   | 369                                  | 223 |

**1969 EASTERN CHAMPIONSHIP GAME (Dallas)**

|   |                                 |    |
|---|---------------------------------|----|
| L | 14 Cleveland (69,321) . . . . . | 38 |
|---|---------------------------------|----|

**PLAYOFF BOWL GAME (Miami)**

|   |                                  |    |
|---|----------------------------------|----|
| L | 0 Los Angeles (31,151) . . . . . | 31 |
|---|----------------------------------|----|

**1970 (10-4)**

|   |                                     |     |
|---|-------------------------------------|-----|
|   | Tom Landry, Head Coach              |     |
| W | 17 Philadelphia (59,728) . . . . .  | 7   |
| W | *28 N.Y. Giants (57,239) . . . . .  | 10  |
| L | 7 St. Louis (50,780) . . . . .      | 20  |
| W | *13 Atlanta (53,611) . . . . .      | 0   |
| L | 13 Minnesota (47,900) . . . . .     | 54  |
| W | 27 Kansas City (51,158) . . . . .   | 16  |
| W | *21 Philadelphia (55,736) . . . . . | 17  |
| L | 20 N.Y. Giants (62,928) . . . . .   | 23  |
| L | *0 St. Louis (69,323) . . . . .     | 38  |
| W | 45 Washington (50,415) . . . . .    | 21  |
| W | *16 Green Bay (67,182) . . . . .    | 3   |
| W | *34 Washington (57,936) . . . . .   | 0   |
| W | 6 Cleveland (75,458) . . . . .      | 2   |
| W | *52 Houston (50,504) . . . . .      | 10  |
|   | 299                                 | 221 |

**1970 DIVISIONAL PLAYOFF (Dallas)**

|   |                              |   |
|---|------------------------------|---|
| W | 5 Detroit (73,167) . . . . . | 0 |
|---|------------------------------|---|

**1970 NFC CHAMPIONSHIP GAME (San Francisco)**

|   |                                     |    |
|---|-------------------------------------|----|
| W | 17 San Francisco (59,625) . . . . . | 10 |
| L | 13 Baltimore (80,055) . . . . .     | 16 |

**1971 (11-3)**

|   |                                     |     |
|---|-------------------------------------|-----|
|   | Tom Landry, Head Coach              |     |
| W | 49 Buffalo (46,206) . . . . .       | 37  |
| W | 42 Philadelphia (65,358) . . . . .  | 7   |
| L | *16 Washington (72,000) . . . . .   | 20  |
| W | *20 N. Y. Giants (68,378) . . . . . | 13  |
| L | 14 New Orleans (83,088) . . . . .   | 24  |
| W | *44 New England (65,708) . . . . .  | 21  |
| L | 19 Chicago (55,049) . . . . .       | 23  |
| W | 16 St. Louis (50,486) . . . . .     | 13  |
| W | *20 Philadelphia (60,178) . . . . . | 7   |
| W | 13 Washington (53,041) . . . . .    | 0   |
| W | *28 Los Angeles (66,595) . . . . .  | 21  |
| W | *52 N. Y. Jets (66,689) . . . . .   | 10  |
| W | 42 N. Y. Giants (62,815) . . . . .  | 14  |
| W | *31 St. Louis (66,672) . . . . .    | 12  |
|   | 406                                 | 222 |

**1971 DIVISIONAL PLAYOFF (Minnesota)**

|   |                                 |    |
|---|---------------------------------|----|
| W | 20 Minnesota (49,100) . . . . . | 12 |
|---|---------------------------------|----|

**1971 NFC CHAMPIONSHIP GAME (Dallas)**

|   |                                     |   |
|---|-------------------------------------|---|
| W | 14 San Francisco (66,311) . . . . . | 3 |
| W | SUPER BOWL VI (New Orleans)         |   |
| W | 24 Miami (81,035) . . . . .         | 3 |



Roger Staubach hands off to Duane Thomas in Super Bowl VI.

### 1972 (10-4)

|   |                            |     |
|---|----------------------------|-----|
|   | Tom Landry, Head Coach     |     |
| W | *28 Philadelphia (55,850)  | 6   |
| W | 23 N. Y. Giants (62,725)   | 14  |
| L | 13 Green Bay (47,103)      | 16  |
| W | *17 Pittsburgh (65,682)    | 13  |
| W | 21 Baltimore (58,992)      | 0   |
| L | 20 Washington (53,039)     | 24  |
| W | *28 Detroit (65,378)       | 24  |
| W | 34 San Diego (54,476)      | 28  |
| W | *33 St. Louis (65,218)     | 24  |
| W | 28 Philadelphia (65,720)   | 7   |
| L | *10 San Francisco (65,124) | 31  |
| W | 27 St. Louis (49,797)      | 6   |
| W | *34 Washington (65,136)    | 24  |
| L | * 3 N. Y. Giants (64,602)  | 23  |
|   | 319                        | 240 |

#### 1972 DIVISIONAL PLAYOFF

(San Francisco)

|   |                           |    |
|---|---------------------------|----|
| W | 30 San Francisco (61,214) | 28 |
|---|---------------------------|----|

#### 1972 NFC CHAMPIONSHIP GAME

|   |                       |    |
|---|-----------------------|----|
|   | (Washington)          |    |
| L | 3 Washington (53,129) | 26 |

### 1973 (10-4)

|   |                           |     |
|---|---------------------------|-----|
|   | Tom Landry, Head Coach    |     |
| W | 20 Chicago (55,701)       | 17  |
| W | *40 New Orleans (53,972)  | 3   |
| W | *45 St. Louis (64,815)    | 10  |
| L | 7 Washington (54,314)     | 14  |
| L | 31 Los Angeles (81,428)   | 37  |
| W | *45 N. Y. Giants (64,898) | 28  |
| L | 16 Philadelphia (65,954)  | 30  |
| W | *38 Cincinnati (58,802)   | 10  |
| W | 23 N. Y. Giants (70,128)  | 10  |
| W | *31 Philadelphia (61,985) | 10  |
| L | * 7 Miami (64,100)        | 14  |
| W | 22 Denver (51,706)        | 10  |
| W | *27 Washington (64,458-f) | 7   |
| W | 30 St. Louis (43,946)     | 3   |
|   | 382                       | 203 |

#### 1973 DIVISIONAL PLAYOFF

(Dallas)

|   |                         |    |
|---|-------------------------|----|
| W | 27 Los Angeles (64,291) | 16 |
|---|-------------------------|----|

#### 1973 NFC CHAMPIONSHIP GAME

|   |                       |    |
|---|-----------------------|----|
|   | (Dallas)              |    |
| L | 10 Minnesota (64,524) | 27 |

### 1974 (8-6)

|   |                            |     |
|---|----------------------------|-----|
|   | Tom Landry, Head Coach     |     |
| W | 24 Atlanta (52,322)        | 0   |
| L | 10 Philadelphia (64,088)   | 13  |
| L | * 6 N. Y. Giants (45,841)  | 14  |
| L | *21 Minnesota (57,847)     | 23  |
| L | 28 St. Louis (49,885)      | 31  |
| W | *31 Philadelphia (43,586)  | 24  |
| W | 21 N. Y. Giants (61,918)   | 7   |
| W | *17 St. Louis (64,146)     | 14  |
| W | *20 San Francisco (50,018) | 14  |
| L | 21 Washington (54,395)     | 28  |
| W | 10 Houston (49,775)        | 0   |
| W | *24 Washington (63,243)    | 23  |
| W | *41 Cleveland (48,754)     | 17  |
| L | 23 Oakland (45,850)        | 27  |
|   | 297                        | 235 |

### 1975 (10-4)

|   |                             |     |
|---|-----------------------------|-----|
|   | Tom Landry, Head Coach      |     |
| W | *18 Los Angeles (49,091)    | 7   |
| W | *37 St. Louis (52,417) (OT) | 31  |
| W | 36 Detroit (79,784)         | 10  |
| W | 13 N. Y. Giants (56,511)    | 7   |
| L | *17 Green Bay (64,934)      | 19  |
| W | 20 Philadelphia (64,889)    | 17  |
| L | 24 Washington (55,004) (OT) | 30  |
| L | *31 Kansas City (63,539)    | 34  |
| W | 34 New England (60,905)     | 31  |
| W | *27 Philadelphia (57,893)   | 17  |
| W | *14 N. Y. Giants (53,329)   | 3   |
| L | 17 St. Louis (49,701)       | 31  |
| W | *31 Washington (61,091)     | 10  |
| W | 31 N. Y. Jets (37,279)      | 21  |
|   | 350                         | 268 |

#### 1975 DIVISIONAL PLAYOFF

(Minnesota)

|   |                       |    |
|---|-----------------------|----|
| W | 17 Minnesota (48,341) | 14 |
|---|-----------------------|----|

#### 1975 NFC CHAMPIONSHIP GAME

|   |                         |   |
|---|-------------------------|---|
|   | (Los Angeles)           |   |
| W | 37 Los Angeles (84,483) | 7 |

#### SUPER BOWL X (Miami)

|   |                        |    |
|---|------------------------|----|
| L | 17 Pittsburgh (80,187) | 21 |
|---|------------------------|----|

### 1976 (11-3)

|   |                           |     |
|---|---------------------------|-----|
|   | Tom Landry, Head Coach    |     |
| W | *27 Philadelphia (54,052) | 7   |
| W | 24 New Orleans (61,413)   | 6   |
| W | *30 Baltimore (64,237)    | 27  |
| W | 28 Seattle (62,027)       | 13  |
| W | 24 N. Y. Giants (76,042)  | 14  |
| L | 17 St. Louis (50,317)     | 21  |
| W | *31 Chicago (61,346)      | 21  |
| W | 20 Washington (55,004)    | 7   |
| W | * 9 N. Y. Giants (58,870) | 3   |
| W | *17 Buffalo (51,779)      | 10  |
| L | 10 Atlanta (54,992)       | 17  |
| W | *19 St. Louis (62,498)    | 14  |
| W | 26 Philadelphia (55,072)  | 7   |
| L | *14 Washington (59,916)   | 27  |
|   | 296                       | 194 |

### 1976 DIVISIONAL PLAYOFF

|   |                         |    |
|---|-------------------------|----|
|   | (Dallas)                |    |
| L | 12 Los Angeles (62,436) | 14 |

### 1977 (12-2)

|   |                           |     |
|---|---------------------------|-----|
|   | Tom Landry, Head Coach    |     |
| W | 16 Minnesota (47,678) OT  | 10  |
| W | *41 N.Y. Giants (64,215)  | 21  |
| W | *23 Tampa Bay (55,316)    | 7   |
| W | 30 St. Louis (50,129)     | 24  |
| W | *34 Washington (62,115)   | 16  |
| W | 16 Philadelphia (65,507)  | 10  |
| W | *37 Detroit (63,160)      | 0   |
| W | 24 N.Y. Giants (74,532)   | 10  |
| L | *17 St. Louis (64,038)    | 24  |
| L | 13 Pittsburgh (49,761)    | 28  |
| W | 14 Washington (55,031)    | 7   |
| W | *24 Philadelphia (60,289) | 14  |
| W | 42 San Francisco (55,848) | 35  |
| W | *14 Denver (63,752)       | 6   |
|   | 345                       | 212 |

### 1977 DIVISIONAL PLAYOFF

|   |                     |   |
|---|---------------------|---|
|   | (Dallas)            |   |
| W | 37 Chicago (62,920) | 7 |

### 1977 NFC CHAMPIONSHIP GAME

|   |                                     |    |
|---|-------------------------------------|----|
|   | (Dallas)                            |    |
| W | 23 Minnesota (61,968)               | 6  |
|   | <b>SUPER BOWL XII (New Orleans)</b> |    |
| W | 27 Denver (76,400)                  | 10 |

### 1978 (12-4)

|   |                           |     |
|---|---------------------------|-----|
|   | Tom Landry, Head Coach    |     |
| W | *38 Baltimore (64,224)    | 0   |
| W | 34 N.Y. Giants (73,265)   | 24  |
| L | 14 Los Angeles (65,749)   | 27  |
| W | *21 St. Louis (62,760)    | 12  |
| L | 5 Washington (55,031)     | 9   |
| W | *24 N.Y. Giants (63,420)  | 3   |
| W | 24 St. Louis (48,991) OT  | 21  |
| W | *14 Philadelphia (60,525) | 7   |
| L | *10 Minnesota (61,848)    | 21  |
| L | 16 Miami (69,414)         | 23  |
| W | 42 Green Bay (55,256)     | 14  |
| W | *27 New Orleans (57,920)  | 7   |
| W | *37 Washington (64,905)   | 10  |
| W | *17 New England (63,263)  | 10  |
| W | 31 Philadelphia (64,667)  | 13  |
| W | 30 N.Y. Jets (52,532)     | 7   |
|   | 384                       | 208 |

### 1978 DIVISIONAL PLAYOFF

|   |                     |    |
|---|---------------------|----|
|   | (Dallas)            |    |
| W | 27 Atlanta (60,338) | 20 |

### 1978 NFC CHAMPIONSHIP GAME

|   |                                |    |
|---|--------------------------------|----|
|   | (Los Angeles)                  |    |
| W | 28 Los Angeles (67,470)        | 0  |
|   | <b>SUPER BOWL XIII (Miami)</b> |    |
| L | 31 Pittsburgh (78,656)         | 35 |

### 1979 (11-5)

|   |                           |     |
|---|---------------------------|-----|
|   | Tom Landry, Head Coach    |     |
| W | 22 St. Louis (50,855)     | 21  |
| W | 21 San Francisco (56,728) | 13  |
| W | *24 Chicago (64,056)      | 20  |
| L | 7 Cleveland (80,123)      | 26  |
| W | *38 Cincinnati (63,179)   | 13  |
| W | 36 Minnesota (47,572)     | 20  |
| W | *30 Los Angeles (64,462)  | 6   |
| W | *22 St. Louis (64,300)    | 13  |
| L | 3 Pittsburgh (50,199)     | 14  |
| W | 16 New York (76,490)      | 14  |
| L | *21 Philadelphia (62,417) | 31  |
| L | 20 Washington (55,031)    | 34  |
| L | *24 Houston (63,897)      | 30  |
| W | *28 New York (63,787)     | 7   |
| W | 24 Philadelphia (71,434)  | 17  |
| W | *35 Washington (62,867)   | 34  |
|   | 371                       | 313 |

### 1979 DIVISIONAL PLAYOFF

|   |                          |    |
|---|--------------------------|----|
|   | (Dallas)                 |    |
| L | *19 Los Angeles (64,792) | 21 |

# Cowboys All-Time Pre-Season Results

## 1960 (1-5)

|      |                        |                  |
|------|------------------------|------------------|
| Dal. |                        | Opp.             |
| 10   | San Francisco (22,000) | @ Seattle 16     |
| 13   | St. Louis (14,000)     | @ San Antonio 20 |
| 10   | Baltimore (40,000)     | @ Dallas 14      |
| 14   | New York (10,663)      | @ Louisville 3   |
| 14   | Los Angeles (13,500)   | @ Pendleton 49   |
| 23   | Green Bay (20,121)     | @ Minn. 28       |

## 1961 (2-3)

|    |                    |                  |
|----|--------------------|------------------|
| 38 | Minnesota (4,954)  | @ Sioux Falls 13 |
| 7  | Green Bay (30,000) | @ Dallas 30      |
| 10 | N. Y. (21,500)     | @ Albuquerque 28 |
| 35 | Baltimore (19,000) | @ Norman 24      |
| 10 | S. F. (22,130)     | @ Sacramento 24  |

## 1962 (0-5)

|      |                    |                 |
|------|--------------------|-----------------|
| Dal. |                    | Opp.            |
| 7    | Green Bay (54,500) | @ Dallas 31     |
| 24   | Detroit (77,683)   | @ Cleveland 35  |
| 10   | Baltimore (14,000) | @ Roanoke 24    |
| 7    | S. F. (20,000)     | @ Sacramento 26 |
| 26   | Minnesota (12,500) | @ Atlanta 45    |

## 1963 (3-2)

|    |                      |                  |
|----|----------------------|------------------|
| 17 | Los Angeles (70,675) | @ L. A. 14       |
| 10 | Green Bay (53,121)   | @ Dallas 31      |
| 17 | Los Angeles (29,349) | @ Portland 20    |
| 37 | S. F. (9,927)        | @ Bakersfield 24 |
| 27 | Detroit (51,218)     | @ New Orleans 17 |

## ALL-TIME PRE-SEASON RESULTS (Cont.)

### 1964 (1-4)

| Dal.                    | Opp.             |
|-------------------------|------------------|
| 6 Los Angeles (57,450)  | @ L. A. 17       |
| 34 S. F. (24,679)       | @ Portland 23    |
| 16 Los Angeles (30,565) | @ Portland 25    |
| 3 Green Bay (60,057)    | @ Dallas 35      |
| 6 Chicago (35,000)      | @ New Orleans 21 |

### 1965 (2-3)

|                        |                 |
|------------------------|-----------------|
| 0 Los Angeles (31,579) | @ L. A. 9       |
| 7 S. F. (24,837)       | @ Portland 27   |
| 21 Green Bay (67,954)  | @ Dallas 12     |
| 17 Minn. (41,500)      | @ Birmingham 57 |
| 34 Chicago (33,525)    | @ Tulsa 21      |

### 1966 (5-0)

|                           |             |
|---------------------------|-------------|
| 24 San Francisco (28,899) | @ S. F. 13  |
| 20 Los Angeles (44,217)   | @ L. A. 10  |
| 21 Green Bay (75,504)     | @ Dallas 3  |
| 20 Detroit (31,250)       | @ Tulsa 10  |
| 28 Minnesota (58,316)     | @ Dallas 24 |

### 1967 (2-3)

|                           |              |
|---------------------------|--------------|
| 6 Los Angeles (57,595)    | @ L. A. 20   |
| 30 San Francisco (31,212) | @ S. F. 24   |
| 3 Green Bay (78,087)      | @ Dallas 20  |
| 30 Houston (53,125)       | @ Houston 17 |
| 7 Baltimore (58,492)      | @ Dallas 33  |

### 1968 (3-3)

|                           |              |
|---------------------------|--------------|
| 24 Chicago (14,578)       | @ Canton 30  |
| 16 San Francisco (27,530) | @ S. F. 14   |
| 42 Los Angeles (64,978)   | @ L. A. 10   |
| 27 Green Bay (72,014)     | @ Dallas 31  |
| 33 Houston (52,289)       | @ Houston 19 |
| 10 Baltimore (69,520)     | @ Dallas 16  |

### 1969 (4-2)

|                           |              |
|---------------------------|--------------|
| 17 Los Angeles (87,381)   | @ L. A. 24   |
| 20 San Francisco (33,894) | @ S. F. 17   |
| 31 Green Bay (73,764)     | @ Dallas 13  |
| 14 Houston (55,310)       | @ Houston 11 |
| 25 N. Y. Jets (74,771)    | @ Dallas 9   |
| 7 Baltimore (58,975)      | @ Dallas 23  |

### 1970 (1-5)

|                           |                |
|---------------------------|----------------|
| 20 San Diego (39,392)     | @ San Diego 10 |
| 10 Los Angeles (64,646)   | @ L. A. 17     |
| 34 Green Bay (72,389)     | @ Dallas 35    |
| 21 Houston (46,548)       | @ Houston 37   |
| 0 Kansas City (69,055)    | @ Dallas 13    |
| 21 New York Jets (55,297) | @ Dallas 29    |

### 1971 (6-0)

|                         |                |
|-------------------------|----------------|
| 45 Los Angeles (87,187) | @ L. A. 21     |
| 36 New Orleans (73,560) | @ Dallas 21    |
| 16 Cleveland (69,099)   | @ Dallas 15    |
| 28 Houston (49,078)     | @ Houston 20   |
| 27 Baltimore (22,291)   | @ Baltimore 14 |
| 24 Kansas City (74,035) | @ Dallas 17    |

### 1972 (6-1)

| Dal.                          | Opp.        |
|-------------------------------|-------------|
| 20 College All-Stars (54,162) | @ Chi. 7    |
| 26 Houston (65,405)           | @ Dallas 24 |
| 27 Los Angeles (66,051)       | @ L. A. 13  |
| 30 New Orleans (81,070)       | @ N. O. 7   |
| 34 N. Y. Jets (65,386)        | @ Dallas 27 |
| 10 Kansas City (79,592)       | @ K. C. 20  |
| 16 Oakland (62,607)           | @ Dallas 10 |

### 1973 (4-2)

|                         |              |
|-------------------------|--------------|
| 24 Los Angeles (75,461) | @ L. A. 7    |
| 26 Oakland (53,723)     | @ Oakland 27 |
| 24 New Orleans (61,022) | @ Dallas 14  |
| 24 Houston (46,942)     | @ Houston 27 |
| 27 Kansas City (57,468) | @ Dallas 16  |
| 26 Miami (61,378)       | @ Dallas 23  |

### 1974 (3-3)

|                         |                  |
|-------------------------|------------------|
| 7 Oakland (41,049)      | @ Oakland 27     |
| 13 Los Angeles (46,468) | @ L. A. 6        |
| 19 Houston (53,148)     | @ Dallas (OT) 13 |
| 7 N. Orleans (56,563)   | @ N. Orleans 16  |
| 25 Kansas City (43,492) | @ Dallas 16      |
| 15 Pittsburgh (43,900)  | @ Dallas 41      |

### 1975 (2-4)

|                         |              |
|-------------------------|--------------|
| 7 Los Angeles (62,843)  | @ L. A. 35   |
| 20 Kansas City (35,630) | @ K. C. 26   |
| 13 Minnesota (45,395)   | @ Dallas 16  |
| 17 Houston (46,951)     | @ Houston 14 |
| 20 Oakland (39,562)     | @ Dallas 31  |
| 17 Pittsburgh (43,186)  | @ Dallas 16  |

### 1976 (3-3)

|                         |                  |
|-------------------------|------------------|
| 14 Oakland (52,391)     | @ Oakland 17     |
| 14 Los Angeles (60,158) | @ L. A. 26       |
| 9 Denver (54,567)       | @ Dallas 13      |
| 36 Detroit (30,340)     | @ Memphis 16     |
| 20 Pittsburgh (64,264)  | @ Dallas 10      |
| 26 Houston (58,844)     | @ Dallas (OT) 20 |

### 1977 (3-3)

|                        |                   |
|------------------------|-------------------|
| 34 San Diego (59,504)  | @ Dallas 14       |
| 17 Seattle (58,789)    | @ Seattle (OT) 23 |
| 14 Miami (56,820)      | @ Dallas 20       |
| 23 Baltimore (54,835)  | @ Dallas 21       |
| 14 Houston (49,777)    | @ Houston 23      |
| 30 Pittsburgh (49,824) | @ Dallas 0        |

### 1978 (3-1)

|                           |             |
|---------------------------|-------------|
| 41 San Francisco (63,736) | @ Dallas 24 |
| 21 Denver (74,619)        | @ Denver 17 |
| 13 Houston (62,242)       | @ Dallas 27 |
| 16 Pittsburgh (59,747)    | @ Dallas 13 |

### 1979 (3-2)

|                        |                 |
|------------------------|-----------------|
| 13 Oakland (20,648)    | @ Canton, O. 20 |
| 7 Denver (61,192)      | @ Dallas 6      |
| 17 Seattle (59,803)    | @ Seattle 27    |
| 16 Houston (62,803)    | @ Dallas 13     |
| 16 Pittsburgh (64,543) | @ Dallas 14     |

# Historical Highlights

## 1960

**NFL FRANCHISE** — Clint Murchison, Jr., and Bedford Wynne were awarded an expansion franchise in the NFL at the annual league meeting in Miami Beach, Fla. The Cowboys were to play as a "swing" team, playing every other team one time during the first season, although listed in the Western Conference standings (January 28).

**COWBOYS STOCKED** — A player pool was set up in a league meeting at L.A., with each of 12 NFL teams freezing 25 names on its roster and the Cowboys allowed to pick three from each team for a total of 36 veterans. Dallas, once given the list, had to select its 36 players within 24 hours (March 13).

**TRAINING STARTS** — Rookies report to first Cowboys camp at Pacific U., in Forest Grove, Oregon (July 9).

**FIRST PRE-SEASON GAME** — The Cowboys, less than six months in existence, get their first test and drop a 10-16 pre-season game to San Francisco in Seattle (August 6).

**FIRST HOME GAME** — In their Dallas debut, in the Salesmanship Club pre-season game, the Cowboys led the World Champion Baltimore Colts into the final minute before a 62-yard pass from Johnny Unitas to Lenny Moore gave the Colts a 14-10 victory (August 19).

**FIRST VICTORY** — In a pre-season game at Louisville, Ky., the Cowboys beat New York's Giants, 14-3, with Frank Clarke catching touchdown passes of 73 yards (Eddie LeBaron) and 74 yards (Don Meredith) (August 27).

**FIRST LEAGUE GAME** — In their first league game, Dallas fell to Pittsburgh, 35-28, with Bobby Layne leading a fourth period Steeler rally (Sept. 24, Saturday night).

**STREAK SNAPPED** — Dallas snaps a 10-game loss streak by tying New York, 31-31, at Yankee Stadium (Dec. 4).

## 1961

**TRAINING STARTS** — Rookies launch training at new campsite — St. Olaf College in Northfield, Minn. (July 9).

**FIRST LEAGUE WIN** — Scoring ten points in the final 56 seconds, the Cowboys score their first NFL victory, 27-24, over Pittsburgh in the '61 league opener in the Cotton Bowl. Allen Green's 27-yard field goal on the game's final play won it before 23,500 (Sept. 17).

## 1962

**TRAINING STARTS** — Team begins training at new campsite — Northern Michigan College in Marquette, Mich. (July 13).

**PENALTY HISTORY** — For the first time in anyone's memory in an NFL game, points were awarded for a penalty. The Cowboys were detected holding in the end zone on a 99-TD pass from LeBaron to Clarke, and Pittsburgh was awarded a safety. The Steelers eventually won, 30-28 (Sept. 23).

**100-YARD FIRSTS** — Cowboys Amos Marsh returned a kickoff 101 yards and Mike Gaechter returned a pass interception 100 yards, both plays for fourth quarter TD's in a 41-19 win over Philadelphia in Dallas. It was the first time in NFL history that two 100-yard runs had been made in the same game, much less by the same team in the same quarter (Oct. 14).

## 1963

**SHIFT TO KANSAS CITY** — The rival Dallas Texans of the AFL announce they are moving the franchise to Kansas City (Feb. 8).

**CALIFORNIA TRAINING SITE** — The Cowboys open training at California Lutheran College in Thousand Oaks, Calif. (July 12).

**HOWTON SETS RECORD** — Bill Howton broke Don Hutson's all-time receiving mark with a 14-yard catch against Washington (there). Hutson's record was 7,991 yards and the catch gave Howton an even 8,000 yards (Sept. 29).

## 1964

**LANDRY CONTRACT** — With one year to go on his original contract, Tom Landry is signed to a ten-year extension, in effect giving him an 11-year pact, possibly the longest in major pro sports history (Feb. 5).

## 1965

**FIRST SELLOUT** — An overflow crowd of 76,251 jams the Cotton Bowl for the Cleveland game, notching the team's first home sellout. Cleveland won, 24-17 (Nov. 21).

## 1966

**PLAYOFF BOWL** — After defeating New York, 38-20, in the season finale (and winning five of their last seven games) to get into the Playoff Bowl at Miami, the Cowboys fall to Baltimore, 35-3 (Jan. 15).

**MERGER** — Peace comes to pro football with Cowboys GM Tex Schramm completing two months of negotiations with AFL's Lamar Hunt, merging the two leagues under the NFL banner (June 8).

**SCHRAMM ELEVATED** — Texas E. Schramm, Vice-President and General Manager of the Cowboys from the beginning, was named President of the club by owner Clint Murchison, Jr., who retained the title of Chairman of the Board.

**NEELY CASE SOLVED** — Dallas and Houston reached agreement in the Ralph Neely case. Neely remained with Dallas with Houston receiving the Cowboys Nos. 1, 2 and two fifth place picks in the 1967 draft (Nov. 17).

**THE CHAMPIONSHIP** — The Cowboys won their first championship, capturing the Eastern Conference title with a 10-3-1 record, but lost the NFL Championship Game to Green Bay, 34-27.

## 1967

**TEXAS STADIUM** — On Dec. 23, owner Clint Murchison, Jr., formally announced plans to build Texas Stadium in suburban Irving. The stadium, to be financed through a bond-option plan, would be ready for the 1970 season. The stadium would seat a minimum of 58,000.

**SECOND CHAMPIONSHIP** — Under the NFL's new format, the Cowboys easily won the Capitol Division and defeated Cleveland, Century Division winner, 52-14, in the Cotton Bowl for the Eastern conference championship. However, on Dec. 31 in Green Bay, the Cowboys lost their second bid for an NFL title, falling to the Packers, 21-17, in the 13 degree below weather.

## 1968

**WIN CAPITOL** — For the second straight year the Cowboys won the Capitol Division, but for the first time in three years the Cowboys did not win the Eastern Championship, being upset at Cleveland, 31-20, on December 21st. Dallas won the Runner-Up Bowl over Minnesota, 17-13.

## 1969

**TEXAS STADIUM** — Ground was broken for Texas Stadium in suburban Irving on January 25, and on June 29 Bert Rose was named general manager of the stadium.

**ORIGINALS RETIRE** — An era ended for the Cowboys in July. On July 5th at a press conference in Dallas, quarterback Don Meredith, the last of the original Cowboys, announced his retirement. Then, on July 18th, the day the veterans were to report to training camp, all-time rushing great Don Perkins officially retired.

**REPEAT CAPITOL WINS** — Once again the Cowboys rolled to the Capitol Division Championship with an 11-2-1 season. However, the Cowboys failed to win the Eastern Championship when on Dec. 28, the Cowboys lost to Cleveland, 38-14, in the Cotton Bowl.

## 1970

**FIVE STRAIGHT PLAYOFFS** — The Cowboys won their last five games to finish 10-4, claim the Eastern Division championship and make the playoffs for the fifth year in a row. They defeated Detroit, 5-0, in the opening round to get a shot at the National Conference championship.

**FIRST NFC TITLE** — The Cowboys captured the biggest prize of their 11-year history on Jan. 3 when they downed San Francisco, 17-10, for the NFC crown. A 16-13 loss to Baltimore in the Super Bowl Jan. 17 left Dallas with one major goal still unrealized.

## 1971

**TEXAS STADIUM** — The Cowboys opened a new era in their sparkling Irving, Tex., home with a 44-21 victory over the New England Patriots on October 24. Duane Thomas scored the first touchdown in the new stadium, a 56-yard run just two minutes and 16 seconds after the opening kickoff. Attendance was 65,708.

**SIX STRAIGHT PLAYOFFS** — The Cowboys won their last seven games to finish 11-3, claim the Eastern Division championship and make the playoffs for the sixth year in a row. They defeated Minnesota, 20-12, in the opening round.

**SECOND NFC TITLE** — For the second consecutive year, the Cowboys met the San Francisco 49ers in the National Conference showdown. This time Dallas won, 14-3, to qualify for its second straight Super Bowl.

**FIRST WORLD CHAMPIONSHIP** — The Cowboys downed the Miami Dolphins, 24-3, to win Super Bowl VI in New Orleans on Jan. 16. It was the 10th victory in a row for Dallas as Roger Staubach passed for two touchdowns and was named the game's Most Valuable Player.

## 1972

**FIRST 1,000-YARD BACK** — Calvin Hill became the first Dallas player to rush for 1,000 yards when he gained 111 on Dec. 9 against the Washington Redskins in Texas Stadium. Hill wound up with 1,036 yards for the season on a record 245 carries.

**SEVEN STRAIGHT PLAYOFFS** — The Cowboys qualified for the NFL playoffs a record seventh consecutive year, their 10-4 record earning them the National Conference Wild Card berth. Roger Staubach passed for two touchdowns in the last 1½ minutes to give the Cowboys a 30-28 victory at San Francisco in the first round. Then, at Washington on New Year's Eve, Dallas was foiled in its bid for a third straight NFL title when the Redskins won, 26-3.

## 1973

**100 VICTORIES** — The Cowboys and Coach Tom Landry recorded their 100th victory with a 40-3 Texas Stadium win over the New Orleans Saints on Sept. 24. Landry, the only head coach the Cowboys have had, ended the season with a career mark of 108-80-6 to rank ninth on the list of the NFL's all-time winningest coaches.

**EIGHT STRAIGHT PLAYOFFS** — The Cowboys regained the NFC Eastern Division title with a 10-4 record and broke their own NFL record by reaching the playoffs for the eighth year in a row. Dallas defeated Western Division champion Los Angeles in the first round, 27-16, but fell to Central Division winner Minnesota in the NFC Championship Game, 27-10.

## 1974

**FIRST TOP DRAFT CHOICE** — For the first time in their history, the Cowboys had the very first choice in the NFL college draft. The No. 1 pick came to Dallas from Houston in exchange for Tody Smith and Billy Parks. The Cowboys selected Ed "Too Tall" Jones, a 6-9, 260-pound defensive end from Tennessee State.

**PLAYOFFS MISSED** — The Cowboys' record-breaking string of eight straight years in the NFL playoffs was broken when the club's 8-6 record failed to qualify.

## 1975

**LILLY HONORED** — "Mr. Cowboy" was honored on Bob Lilly Day at Texas Stadium at halftime of the Philadelphia game on Nov. 23. It was the first such recognition ever given to a Dallas player. Lilly never missed a game in 14 years with the Cowboys, earning All-Pro honors seven times at defensive tackle before retiring prior to the '75 season.

**TEN STRAIGHT WINNING SEASONS** — The Cowboys' 10-4 record earned them the NFC Wild Card berth in the playoffs. The composite record over 10 straight winning seasons was 101-37-2.

**THIRD NFC TITLE** — After shocking Minnesota in the first round, 17-14 on Roger Staubach's 50-yard "Hail Mary" pass to Drew Pearson, the Cowboys traveled to Los Angeles for the NFC showdown. Staubach threw four touchdown passes, three to Preston Pearson, and Dallas won, 37-7. Pittsburgh won Super Bowl X on Jan. 18 in Miami, 21-17.

## 1976

**MEREDITH, PERKINS HONORED** — Former Cowboys greats Don Meredith and Don Perkins joined Bob Lilly in the "Ring of Honor" at Texas Stadium during halftime ceremonies at the New York Giants game on Nov. 7.

**ELEVEN STRAIGHT WINNING SEASONS** — The Cowboys won the NFC Eastern Division title with their 11-3 record, giving them their 11th straight winning season and 10th playoff berth in that period. A 14-12 first round loss to Los Angeles — the first time Dallas had lost in the first round under the current playoff setup — ended the season.

## 1977

**HOWLEY HONORED** — Former All-Pro linebacker Chuck Howley, a Cowboy from 1961 through 1973, became the fourth member of the Ring of Honor. Howley was honored during ceremonies at halftime of the Detroit Lions game on Oct. 30.



**TWELVE STRAIGHT WINNING SEASONS** — Getting off to an 8-0 start, their best ever, the Cowboys rolled to a 12-2 record, the championship of the NFC East, and their 12th consecutive winning season. They opened their 11th visit to the playoffs in those 12 years with a 37-7 first-round victory over the Chicago Bears at Texas Stadium.

**FOURTH NFC TITLE** — Dallas crushed the Minnesota Vikings at Texas Stadium, 23-6, for National Conference crown No. 4 and the right to meet the Denver Broncos in Super Bowl XII.

**SECOND WORLD CHAMPIONSHIP** — The Cowboys stopped the Denver Broncos, 27-10, to win Super Bowl XII in New Orleans on January 15, 1978. In the process, Dallas tied Minnesota for most Super Bowl appearances (four) and Green Bay, Miami and Pittsburgh for most Super Bowl victories (two). Defensive linemen Harvey Martin and Randy White were named co-Most Valuable Players in the game.

## 1978

**THIRTEEN STRAIGHT WINNING SEASONS** — After a mediocre 6-4 start, the Cowboys won six straight games to finish the expanded regular season with a 12-4 record and their 10th division crown. It marked the Cowboys' 13th consecutive winning season and 12th trip to the playoffs in that span. Dallas rallied to beat Atlanta 27-20 in a divisional playoff at Texas Stadium, sending the Cowboys to their seventh NFC championship game in the past nine years.

**FIFTH NFC TITLE** — Dallas shut out the Rams in Los Angeles 28-0 in the National Conference title game to advance to the Super Bowl a record fifth time, including three of the last four. In the first Super Bowl rematch, Pittsburgh edged the Cowboys 35-31 for the NFL championship on Jan. 21 in Miami's Orange Bowl.

## 1979

**TWENTIETH ANNIVERSARY** — The Cowboys celebrated their 20th anniversary season at halftime of the St. Louis Cardinals game at Texas Stadium on Oct. 21. Stars from each of those 20 seasons plus Coach Tom Landry were introduced during the halftime ceremonies.

**FOURTEEN STRAIGHT WINNING SEASONS** — Rallying from a mid-season slump, the Cowboys won their final three games to finish with an 11-5 record, their 11th division championship, including the past four NFC East titles, and 14th consecutive winning season. The Cowboys made their 13th trip to the playoffs in those 14 years, but were eliminated by Los Angeles 21-19 in a divisional playoff at Texas Stadium.

## 1980

**STAUBACH RETIRES** — At a press conference at Texas Stadium on March 31, quarterback Roger Staubach announced his retirement after 11 record-breaking years with the Cowboys. Staubach held all major Cowboys passing records and was the all-time leading NFL passer.

**LILLY ENTERS HALL OF FAME** — Bob Lilly, a seven-time All-Pro defensive tackle in his 14-year career with the Cowboys from 1961-74, became the first Cowboys-only player to be inducted into the Pro Football Hall of Fame. Enshrined along with Lilly on Aug. 2 at Canton, Ohio, were Herb Adderley, who played for the Cowboys from 1970-72, Jim Otto and Deacon Jones.

# All-Time NFL Post-Season

## SUPER BOWLS

- 1966—PACKERS 35, Chiefs 10
- 1967—PACKERS 33, Raiders 14
- 1968—JETS 16, Colts 7
- 1969—CHIEFS 23, Vikings 7
- 1970—COLTS 16, Cowboys 13
- 1971—COWBOYS 24, Dolphins 3
- 1972—DOLPHINS 14, Redskins 7
- 1973—DOLPHINS 24, Vikings 7
- 1974—STEELERS 16, Vikings 6
- 1975—STEELERS 21, Cowboys 17
- 1976—RAIDERS 32, Vikings 14
- 1977—COWBOYS 37, Broncos 10
- 1978—STEELERS 35, Cowboys 31
- 1979—STEELERS 31, Rams 19

## CHAMPIONSHIP PLAYOFFS

- 1933—BEARS 23, Giants 21
- 1934—GIANTS 30, Bears 13
- 1935—LIONS 26, Giants 7
- 1936—PACKERS 21, Boston Redskins 6
- 1937—WASH. REDSKINS 28, Bears 21
- 1938—GIANTS 23, Packers 17
- 1939—PACKERS 27, Giants 0
- 1940—BEARS 73, Redskins 0
- 1941—BEARS 37, Giants 9
- 1942—REDSKINS 14, Bears 6
- 1943—BEARS 41, Redskins 21
- 1944—PACKERS 14, Giants 7
- 1945—CLEVE. RAMS 15, Redskins 14
- 1946—BEARS 24, Giants 14
- 1947—CARDS 28, Eagles 21
- 1948—EAGLES 7, Cards 0
- 1949—EAGLES 14, L. A. Rams 0
- 1950—BROWNS 30, Rams 28
- 1951—RAMS 24, Browns 17
- 1952—LIONS 17, Browns 7
- 1953—LIONS 17, Browns 16
- 1954—BROWNS 56, Lions 10
- 1955—BROWNS 38, Rams 14
- 1956—GIANTS 47, Bears 7
- 1957—LIONS 59, Browns 14
- 1958—COLTS 23, Giants 17
- 1959—COLTS 31, Giants 16
- 1960—EAGLES 17, Packers 13
- 1961—PACKERS 37, Giants 0
- 1962—PACKERS 16, Giants 7
- 1963—BEARS 14, Giants 10
- 1964—BROWNS 27, Colts 0
- 1965—PACKERS 23, Browns 12
- 1966—PACKERS 34, Cowboys 27
- 1967—PACKERS 21, Cowboys 17
- 1968—COLTS 34, Browns 0
- 1969—VIKINGS 27, Browns 7
- 1970—COWBOYS 17, 49ers 10 (NFC)  
COLTS 27, Raiders 17 (AFC)
- 1971—COWBOYS 14, 49ers 3 (NFC)  
DOLPHINS 21, Colts 0 (AFC)
- 1972—REDSKINS 26, Cowboys 3 (NFC)  
DOLPHINS 21, Steelers 17 (AFC)
- 1973—VIKINGS 27, Cowboys 10 (NFC)  
DOLPHINS 27, Raiders 10 (AFC)
- 1974—VIKINGS 14, Rams 10 (NFC)  
STEELERS 24, Raiders 13 (AFC)
- 1975—COWBOYS 37, Rams 7 (NFC)  
STEELERS 16, Raiders 10 (AFC)
- 1976—VIKINGS 24, Rams 13 (NFC)  
RAIDERS 24, Steelers 7 (AFC)
- 1977—COWBOYS 23, Vikings 6 (NFC)  
BRONCOS 20, Raiders 17 (AFC)
- 1978—COWBOYS 28, Rams 0 (NFC)  
STEELERS 34, Oilers 5 (AFC)
- 1979—RAMS 9, Buccaneers 0 (NFC)  
STEELERS 27, Oilers 13 (AFC)

## DIVISIONAL PLAYOFFS

- 1970—COWBOYS 5, Lions 0 (NFC)  
49ERS 17, Vikings 14 (NFC)  
COLTS 17, Bengals 0 (AFC)  
RAIDERS 21, Dolphins 14 (AFC)
- 1971—COWBOYS 20, Vikings 12 (NFC)  
49ERS 24, Redskins 20 (NFC)  
DOLPHINS 27, Chiefs 24 (AFC)  
COLTS 20, Browns 3 (AFC)
- 1972—COWBOYS 30, 49ers 28 (NFC)  
REDSKINS 16, Packers 3 (NFC)  
DOLPHINS 20, Browns 14 (AFC)  
STEELERS 13, Raiders 7 (AFC)
- 1973—COWBOYS 27, Rams 16 (NFC)  
VIKINGS 27, Redskins 20 (NFC)  
DOLPHINS 34, Bengals 16 (AFC)  
RAIDERS 33, Steelers 14 (AFC)
- 1974—VIKINGS 30, Cardinals 14 (NFC)  
RAMS 19, Redskins 10 (NFC)  
STEELERS 32, Bills 14 (AFC)  
RAIDERS 28, Dolphins 26 (AFC)
- 1975—COWBOYS 17, Vikings 14 (NFC)  
RAMS 35, Cardinals 23 (NFC)  
STEELERS 28, Colts 10 (AFC)  
RAIDERS 31, Bengals 28 (AFC)
- 1976—RAMS 14, Cowboys 12 (NFC)  
VIKINGS 35, Redskins 20 (NFC)  
RAIDERS 24, Patriots 21 (AFC)  
STEELERS 40, Colts 14 (AFC)
- 1977—COWBOYS 37, Bears 7 (NFC)  
VIKINGS 14, Rams 7 (NFC)  
RAIDERS 37, Colts 31 (AFC)  
BRONCOS 34, Steelers 21 (AFC)
- 1978—COWBOYS 27, Falcons 20 (NFC)  
RAMS 34, Vikings 10 (NFC)  
OILERS 31, Patriots 14 (AFC)  
STEELERS 33, Broncos 10 (AFC)
- 1979—RAMS 21, Cowboys 19 (NFC)  
BUCNRS. 24, Eagles 17 (NFC)  
OILERS 17, Chargers 14 (AFC)  
STEELERS 34, Dolphins 14 (AFC)

## WILD CARD PLAYOFF

- 1978—FALCONS 14, Eagles 13 (NFC)  
OILERS 17, Dolphins 9 (AFC)
- 1979—EAGLES 27, Bears 17 (NFC)  
OILERS 13, Broncos 7 (AFC)

## PRO BOWLS

- 1951—AMERICAN 28, National 27
- 1952—NATIONAL 39, American 13
- 1953—NATIONAL 27, American 7
- 1954—EASTERN 20, Western 9
- 1955—WESTERN 26, Eastern 19
- 1956—EASTERN 21, Western 30
- 1957—WESTERN 19, Eastern 10
- 1958—WESTERN 26, Eastern 7
- 1959—EASTERN 28, Western 21
- 1960—WESTERN 38, Eastern 21
- 1961—WESTERN 35, Eastern 31
- 1962—WESTERN 31, Eastern 30
- 1963—EASTERN 30, Western 20
- 1964—WESTERN 31, Eastern 17
- 1965—WESTERN 34, Eastern 14
- 1966—EASTERN 26, Western 7
- 1967—EASTERN 20, Western 10
- 1968—WESTERN 38, Eastern 20
- 1969—WESTERN 10, Eastern 7
- 1970—WESTERN 16, Eastern 13
- 1971—NFC 27, AFC 6
- 1972—AFC 26, NFC 13
- 1973—AFC 33, NFC 28
- 1974—AFC 15, NFC 13
- 1975—NFC 17, AFC 10
- 1976—NFC 23, AFC 20
- 1977—AFC 24, NFC 14
- 1978—NFC 14, AFC 13
- 1979—NFC 13, AFC 7
- 1980—NFC 37, AFC 27

**ON THE SIDELINES**



# Dallas Cowboys Cheerleaders

Although the Cowboys have had sideline cheerleaders since their first season, the current phenomenon of the Cowboys Cheerleaders did not begin its rise until five years ago.

The Cowboys saw the opportunity to develop a new form of entertainment for football fans and a decision was made to increase the size of the cheerleading squad by holding open auditions in the spring of 1976. About 250 young women came to Texas Stadium that year. The number of applicants annually now reaches nearly 2,000.

In capturing the imagination of people everywhere, the Cowboys Cheerleaders have made numerous national television appearances, including two highly rated made-for-TV movies about the squad and a two-hour "Love Boat" special. The Cheerleaders also have appeared at many charity events and state fairs around the country.

The Cowboys Cheerleaders also are popular overseas. The squad made a well-received 10-day tour of Japan in December 1978 and last year the U.S. Department of Defense and the United Services Organization (USO) invited the Cheerleaders to entertain U.S. servicemen in Korea and West Germany. More USO tours have been planned for 1980-81 due to the success of the first two tours.

## The 1980/81 Squad

- |  |   |   |
|--|---|---|
| <b>Debbie Aycock</b><br>Variety Clerk            | <b>Kendall Keller</b><br>Secretary              | <b>*Tammy Roberts</b><br>Student                |
| <b>*Vonciel Baker</b><br>Skin Company President  | <b>*Kim Kilway</b><br>Student                   | <b>Angela Scarborough</b><br>Accountant         |
| <b>Cheryl Balderas</b><br>CRT Operator/Student   | <b>Pam McTague</b><br>Sales Representative      | <b>*Stephanie Scholz</b><br>Nursing Student     |
| <b>Terri Bangertor</b><br>Secretary/Student      | <b>Karen Marshall</b><br>Student                | <b>*Suzette Derrick</b><br>Nursing Student      |
| <b>Annette Bilbrey</b><br>Receptionist/Secretary | <b>Jayne Ann Maxwell</b><br>Student             | <b>Nancy Louise Townes</b><br>Nurse Asst.       |
| <b>*Doris Boettigheimer</b><br>Student           | <b>*Jeanne Monfort</b><br>Flight Attendant      | <b>Judy Trammell</b><br>Receptionist            |
| <b>Deborah Lee Causey</b><br>Student             | <b>Linda Nelson</b><br>Student                  | <b>Toni Lee Washington</b><br>Keypunch Operator |
| <b>Anita Corder</b><br>Student                   | <b>*Angelia Pannell</b><br>Gymnastic Coach      | <b>Wendi White</b><br>Secretary                 |
| <b>Carrie Currie</b><br>Secretary                | <b>Sonia Patterson</b><br>Student               | <b>*Donna Wichita</b><br>Savings Counselor      |
| <b>Vicki English</b><br>Flight Attendant         | <b>*Renee Pipkin</b><br>Apt. Asst. Manager      | <b>Carole L. Wilkinson</b><br>Student           |
| <b>Janet Fulkerson</b><br>Salesperson/Student    | <b>Gracie Reed</b><br>Secretary                 | <b>Leslie Willard</b><br>Student                |
| <b>*Anita Jefferson</b><br>Student               | <b>*Teri Richardson</b><br>Receptionist/Student | <b>*Debbie White</b><br>Secretary               |

\*returnees

# 1980 Halftime Activities

## **AUGUST 9 . . . Green Bay Packers**

Exhibition by the Flippers Gymnastic Team of Garland.

## **AUGUST 23 . . . Houston Oilers**

Tyler Junior College Apache Belles and Band from Tyler, Texas.

## **AUGUST 30 . . . Pittsburgh Steelers**

Homewood Patriots Band from Homewood, Ala.

## **SEPTEMBER 21 . . . Tampa Bay Buccaneers**

Monterey High School Band from Lubbock, Texas.

## **OCTOBER 5 . . . New York Giants**

Choctawhatchee Senior High School Band from Fort Walton Beach, Fla.

## **OCTOBER 12 . . . San Francisco 49ers**

Cowboys Reunion VI.

## **OCTOBER 26 . . . San Diego Chargers**

Duncanville High School Marching Band and Girls Drill Team from Duncanville, Texas.

## **NOVEMBER 16 . . . St. Louis Cardinals**

Tiger Band from Grambling University, Grambling, La.

## **NOVEMBER 23 . . . Washington Redskins**

Monahans High School Big Green Band from Monahans, Texas.

## **NOVEMBER 27 . . . Seattle Seahawks**

The Cowboys traditional Thanksgiving Day Show, featuring the Temple, Texas, High School Band, Pepperettes and Chorus.

## **DECEMBER 21 . . . Philadelphia Eagles**

Lake Highlands High School Band and Highlandettes from Richardson, Texas.

### **The Cowboys Band**

The 32-member Dallas Cowboys Band, a brass arrangement featuring a variety of musical sounds from country and western to rock 'n roll, again will be a central entertainment ingredient during Cowboys games at Texas Stadium in 1980. Under the direction of Bill Lively, Associate Dean of the Meadows School of the Arts at Southern Methodist University, the Cowboys Band includes 31 men and one woman and is a vital part of all Texas Stadium pre-game, halftime and post-game activities.

# Cowboys on Radio

The Cowboys again in 1980 will have the largest radio network in the National Football League as Mutual Broadcasting System begins its second season of broadcasting Cowboys games around the U. S. With KRLD Radio of Dallas serving as the flagship station, Mutual's Dallas Cowboys Network will be carried over nearly 200 stations in 17 states. Play-by-play broadcaster Verne Lundquist will be joined by color man Brad Sham for the broadcasts. In addition, Mutual will carry all Cowboys games in Spanish on 24 stations in five states via the Dallas Cowboys Spanish Radio Network with broadcasters Armando Quintero and Mario Montez.

## The Mutual Dallas Cowboys Network

**ALABAMA:** Athens, WZYP; Mobile, WKRG.

**ARIZONA:** Clifton, KCUZ; Douglas, KDAP; Globe, KPFR; Nogales, KFBR; Page, KPGE; Phoenix, KIFN-AM; Prescott, KNOT-AM; Tucson, KNDE; Williams, KBWA.

**ARKANSAS:** Ashdown, KMLA; Bentonville, KJEM; Camden, KAMD; El Dorado, KAYZ; Fort Smith, KFPW; Helena, KFFA; Hot Springs, KBHS; Jonesboro, KBTM; Little Rock, KXLR; Pine Bluff, KOTN; Rogers, KAMO.

**CALIFORNIA:** Alamosa, KLER; \*Ensenada, XEDX-AM; Madera, KHOT; Mexicali, XEWV-AM; Thousand Oaks, KGOE; \*Tijuana, XEBG-AM.

**COLORADO:** Alamosa, KALQ; Durango, KIUP; La Junta, KBLJ.

**FLORIDA:** Tampa, WSOL-AM.

**HAWAII:** Honolulu, KIOE.

**IOWA:** Des Moines, KWKY.

**KANSAS:** El Dorado, KOYY-AM/FM; Garden City, KBUF-AM/FM; Independence, KIND-AM/FM; Liberal, KSCB; Parsons, KLMC; Topeka, WIBU; Wichita, KFH.

**LOUISIANA:** Alexandria, KSYL; Donaldsonville, KSMI; Denham Springs, WLBI; Hammond, WTIG; Jena, KCKJ; Jena, KJNA; Lake Charles, KAKO; Many, KWLV; Minden, KASO; Monroe, KNAN; New Orleans, WWI; Oak Grove, KWCL-AM/FM; Shreveport, KEPT; Slidell, WSDL.

**MISSISSIPPI:** Amory, WAFM; Clinton, WHJT; Columbia, WCJW; Columbus, WACR; Gulfport, WGUF; Laurel, WLAU; McComb, WCCA; Vicksburg, WKYV; West Point, WROB.

**NEW MEXICO:** Alamogordo, KPSA; Albuquerque, KOB-FM; Artesia, KTZA; Artesia, KQVP-AM; Aztec (Farmington), KWVK-FM; \*Belen, KARS; Clayton, KLMX; \*Española-Santa Fe, KDCE-AM; KBSQ-FM; Gallup, KGAK; Hobbs, KWEE; Las Cruces, KOBE; Portales, KENM; Roswell, KR5Y; Santa Fe (Española), KBSQ; Santa Rosa, K5YX; Tucuman, KTNM.

**OKLAHOMA:** Ada, KASK; Altus, KWHW; Anadarko, KRPT; Ardmore, KRRO; Chickasha, KWCO/KXXK; Claremore, KWPR; Clinton, KCLI; Duncan, KRHD; Elk City, KADS; Guyton, KGYN; Lawton, KCCO; McAlester, KNED-AM/FM; Oklahoma City, KLTE; Pauls Valley, KGOK; Tulsa, KXXO.

**PENNSYLVANIA:** Ambridge, WMBA.

**TENNESSEE:** Covington, WKBL; Erwin, WXIS-FM; Humbolt, WIRJ; Jackson, WJHR; Millington, WTNN; Nashville, WSIX.

**TEXAS:** Abilene, KEAN-FM; Alice, KOPY-FM; Alpine, KVLV; Amarillo, KGNC; Andrews, KACT-AM/FM; Atlanta, KPNY; Austin, KVET; Ballinger, KRUN; Bay City, KIOX; Beeville, KIBL/KCWW; Bellville, KACO; Big Spring, KFNE; Bonham, KFYN; Borger, KDKQ-FM; Borger, KBBS; Breckenridge, KSTB; Brownsville, BOR; Brownwood, KOXE; Bryan-College Station, KORA; Burnet, KHLB; Cameron, KMIL; Carthage, KGAS; Center, KLCR; Childress, KCTX; Cleland, KJCH; Coleman, KSTA-AM/FM; Corpus Christi, KSIX; \*Corpus Christi, KUND-AM; Corsicana, KXCL; Crockett, KIYY-AM; \*Cuidad Acuna-Del Rio, XEDH-AM; Dalhart, KXIT; Dallas/Ft. Worth, KTXQ; \*Dallas-Ft. Worth, KESS-FM; Del Rio, KWMC; Dumas, KMRE; Galveston, KILE; Graham, KSWA/KWKQ; Hamilton, KCLW; Henderson, KGRI; Houston, KNUZ; Jacksonville, KEBE; Jacksonville, KOOI-FM; Jasper, KTXJ-AM/FM; \*Juarez-El Paso, XEZOL-AM, XEF-AM, XHMM-FM; Kermit, KERB; Kilgore, KOCA; La Grange, KVLG; Lamesa, KCOT; Lampasas, KLTD-FM; Lampasas, KCYL-AM; Longview, KFRO; Lubbock, KLLI-FM; \*Lubbock, KWGO-FM; Lufkin, KRBA; McAllen/Brownsville, KURV; McKinney, KMMK; Mt. Pleasant, KPXI; Marshall, KMHT-FM; Midland, KCRS; Mineola, KM00; Monahans, KVKM; \*Muleshoe, KMUL-AM, KMUL-FM; Nacogdoches, KSFA; Nacogdoches, KTBC; \*Nuevo Laredo-Laredo, XEK-AM; \*Odessa-Midland, KJUT-AM; Orange, KOGT; Palestine, KLI5; Pampa, KPDN; Paris, KACW; Paris, KPCT; Pecos, KIUN; Perryton, KEYE; \*Piedras-Negras-Eagle Pass, XEZUL-AM; Plainview, KVOP-AM/FM; Port Arthur, KOLE; San Angelo, KBIL; San Antonio, KOAI; \*San Antonio, KUKA-AM; San Marcos, KCNY; San Saba, KBAL; Seymour, KSEY; Sherman, KDSX; Sonora, KVRN-AM/FM; \*Sonora, KVRN-AM; Sweetwater, KXOX-AM; Terrell, KTLR-FM; Texarkana, KCMC; Vernon, KWVC-AM; Waco, KWTX-AM; Wichita Falls, KBID.

**UTAH:** Salt Lake City, KWMS.

**VIRGINIA:** Warrenton, WEER-FM.

\*Spanish Network

# Cowboys on the Road

## Team and Publicist's Itinerary

(Subject to Changes)

- LOS ANGELES** (Saturday, Aug. 16, 7 p.m. PDT). Stay at California Lutheran College training camp, Thousand Oaks, Calif. (805/492-2411).
- WASHINGTON** (Monday, Sept. 8, 9 p.m. EDT). Arrive via Braniff charter Sunday. Stay at Crystal City Marriott (703/521-5500).  
**Publicist** — Arrives Tuesday at Crystal City Marriott.
- DENVER** (Sunday, Sept. 14, 2 p.m. MST). Arrive via Braniff charter Saturday. Stay at Stouffer's Denver Inn (303/321-3333).  
**Publicist** — Arrives Tuesday at Stouffer's Denver Inn.
- GREEN BAY** (Sunday, Sept. 28, 1 p.m. CDT, at Milwaukee). Arrive via Braniff charter Saturday. Stay at Marriott Inn - Brookfield (414/786-1100).  
**Publicist** — Arrives Tuesday at Marriott Inn - Brookfield.
- PHILADELPHIA** (Sunday, Oct. 19, 1 p.m. EDT). Arrive via Braniff charter Saturday. Stay at Sheraton Airport Inn (215/365-4150).  
**Publicist** — Arrives Tuesday at Sheraton Airport Inn.
- ST. LOUIS** (Sunday, Nov. 2, 1 p.m. CST). Arrive via Braniff charter Saturday. Stay at Marriott Pavilion Hotel (314/421-1776).  
**Publicist** — Arrives Tuesday at Marriott Pavilion Hotel.
- NEW YORK** (Sunday, Nov. 9, 1 p.m. EST). Arrive via Braniff charter Saturday. Stay at Meadowlands Hilton (201/348-6900).  
**Publicist** — Arrives Tuesday at Meadowlands Hilton.
- OAKLAND** (Sunday, Dec. 7, 1 p.m. PST). Arrive via Braniff charter Saturday. Stay at Oakland Hyatt House (415/562-6100).  
**Publicist** — Arrives Tuesday at Oakland Hyatt House.
- LOS ANGELES** (Monday, Dec. 15, 6 p.m. PST). Arrive via Braniff charter Sunday. Stay at Anaheim Hyatt House (714/772-5900).  
**Publicist** — Arrives Tuesday at Anaheim Hyatt House.

# 1979 NFL Leaders

## RUSHING

|     | Player, Team—                    | Att. | Yards | Avg. | Long | TD |
|-----|----------------------------------|------|-------|------|------|----|
| 1.  | Earl Campbell, Houston           | 368  | 1697  | 4.6  | t61  | 19 |
| 2.  | Walter Payton, Chicago           | 369  | 1610  | 4.4  | t43  | 14 |
| 3.  | Ottis Anderson, St. Louis        | 331  | 1605  | 4.8  | t76  | 8  |
| 4.  | Wilbert Montgomery, Philadelphia | 338  | 1512  | 4.5  | t62  | 9  |
| 5.  | Mike Pruitt, Cleveland           | 264  | 1294  | 4.9  | t77  | 9  |
| 6.  | Ricky Bell, Tampa Bay            | 283  | 1263  | 4.5  | 49   | 7  |
| 7.  | Chuck Muncie, New Orleans        | 238  | 1198  | 5.0  | t69  | 11 |
| 8.  | Franco Harris, Pittsburgh        | 267  | 1186  | 4.4  | t71  | 11 |
| 9.  | John Riggins, Washington         | 260  | 1153  | 4.4  | t66  | 9  |
| 10. | Wendell Tyler, Los Angeles       | 218  | 1109  | 5.1  | t63  | 9  |
| 11. | Tony Dorsett, Dallas             | 250  | 1107  | 4.4  | 41   | 6  |

## PASSING

|     | Player, Team—              | Att. | Comp. | Pct. | Yards | TD | Int. | Rating |
|-----|----------------------------|------|-------|------|-------|----|------|--------|
| 1.  | Roger Staubach, Dallas     | 461  | 267   | 57.9 | 3586  | 27 | 11   | 92.4   |
| 2.  | Joe Theismann, Wash.       | 395  | 233   | 59.0 | 2797  | 20 | 13   | 84.0   |
| 3.  | Dan Fouts, San Diego       | 530  | 332   | 62.6 | 4082  | 24 | 24   | 82.6   |
| 4.  | Ken Stabler, Oakland       | 498  | 304   | 61.0 | 3615  | 26 | 22   | 82.2   |
| 5.  | Ken Anderson, Cincinnati   | 339  | 189   | 55.8 | 2340  | 16 | 10   | 80.9   |
| 6.  | Jim Zorn, Seattle          | 505  | 285   | 56.4 | 3661  | 20 | 18   | 77.6   |
| 7.  | Steve Grogan, N. England   | 423  | 206   | 48.7 | 3286  | 28 | 20   | 77.5   |
| 8.  | Terry Bradshaw, Pitts.     | 472  | 259   | 54.9 | 3724  | 26 | 25   | 77.0   |
| 9.  | Ron Jaworski, Phila.       | 374  | 190   | 50.8 | 2669  | 18 | 12   | 76.8   |
| 10. | Archie Manning, N. Orleans | 420  | 252   | 60.0 | 3169  | 15 | 20   | 75.6   |

## RECEIVING

|     | Player, Team—               | No. | Yards | Avg. | Long | TD |
|-----|-----------------------------|-----|-------|------|------|----|
| 1.  | Joe Washington, Baltimore   | 82  | 750   | 9.1  | t43  | 3  |
| 2.  | Ahmad Rashad, Minnesota     | 80  | 1156  | 14.5 | t52  | 9  |
| 3.  | Wallace Francis, Atlanta    | 74  | 1013  | 13.7 | 42   | 8  |
| 4.  | Charlie Joiner, San Diego   | 72  | 1008  | 14.0 | 39   | 4  |
| 5.  | Rickey Young, Minnesota     | 72  | 519   | 7.2  | 18   | 4  |
| 6.  | John Stallworth, Pittsburgh | 70  | 1183  | 16.9 | t65  | 8  |
| 7.  | Steve Largent, Seattle      | 66  | 1237  | 18.7 | t55  | 9  |
| 8.  | Wes Chandler, New Orleans   | 65  | 1069  | 16.4 | 85   | 6  |
| 9.  | Rick Upchurch, Denver       | 64  | 937   | 14.6 | 47   | 7  |
| 10. | Freddie Scott, Detroit      | 62  | 929   | 15.0 | 50   | 5  |
| 12. | Tony Hill, Dallas           | 60  | 1062  | 17.7 | t75  | 10 |
| 23. | Drew Pearson, Dallas        | 55  | 1026  | 18.7 | t56  | 8  |

## SCORING

|     | Player, Team—               | TD | PAT | FG | Total |
|-----|-----------------------------|----|-----|----|-------|
| 1.  | John Smith, New England     | 0  | 46  | 23 | 115   |
| 2.  | Earl Campbell, Houston      | 19 | 0   | 0  | 114   |
| 2.  | Mark Moseley, Washington    | 0  | 39  | 25 | 114   |
| 4.  | Tony Franklin, Philadelphia | 0  | 36  | 23 | 105   |
| 5.  | Matt Bahr, Pittsburgh       | 0  | 50  | 18 | 104   |
| 6.  | Toni Fritsch, Houston       | 0  | 41  | 21 | 104   |
| 7.  | Efren Herrera, Seattle      | 0  | 43  | 19 | 100   |
| 8.  | Uwe von Schamann, Miami     | 0  | 36  | 21 | 99    |
| 9.  | Rafael Septien, Dallas      | 0  | 40  | 19 | 97    |
| 10. | Walter Payton, Chicago      | 16 | 0   | 0  | 96    |



### PUNTING

|     | Player, Team—                  | No. | Avg. | Long | Blk. |
|-----|--------------------------------|-----|------|------|------|
| 1.  | Bob Grupp, Kansas City         | 89  | 43.6 | 74   | 1    |
| 2.  | Dave Jennings, New York Giants | 104 | 42.7 | 72   | 0    |
| 3.  | Ray Guy, Oakland               | 69  | 42.6 | 71   | 1    |
| 4.  | Danny White, Dallas            | 76  | 41.7 | 73   | 0    |
| 5.  | Pat McNally, Cincinnati        | 89  | 41.3 | 61   | 2    |
| 6.  | Johnny Evans, Cleveland        | 65  | 41.2 | 59   | 2    |
| 7.  | Rick Partridge, New Orleans    | 57  | 40.9 | 61   | 0    |
| 8.  | Chuck Ramsey, New York Jets    | 73  | 40.8 | 64   | 0    |
| 9.  | Cliff Parsley, Houston         | 93  | 40.6 | 59   | 0    |
| 10. | David Beverly, Green Bay       | 69  | 40.4 | 65   | 0    |

### INTERCEPTIONS

|     | Player, Team—             | No. | Yards | Avg. | Long | TD |
|-----|---------------------------|-----|-------|------|------|----|
| 1.  | Mike Reinfeldt, Houston   | 12  | 205   | 17.1 | 39   | 0  |
| 2.  | Lamar Parrish, Washington | 9   | 65    | 7.2  | 23   | 0  |
| 3.  | Gary Barbaro, Kansas City | 7   | 142   | 20.3 | t70  | 1  |
| 3.  | Tom Myers, New Orleans    | 7   | 127   | 18.1 | t52  | 1  |
| 3.  | Lester Hayes, Oakland     | 7   | 100   | 14.3 | t52  | 2  |
| 4.  | J. C. Wilson, Houston     | 6   | 135   | 22.5 | 66   | 1  |
| 4.  | Rolland Lawrence, Atlanta | 6   | 120   | 20.0 | 38   | 0  |
| 4.  | Jeff Nixon, Buffalo       | 6   | 81    | 13.5 | 43   | 0  |
| 4.  | Joe Lavender, Washington  | 6   | 77    | 12.8 | 27   | 0  |
| 93. | Randy Hughes, Dallas      | 2   | 91    | 45.5 | 68   | 0  |

### KICKOFF RETURNS

|     | Player, Team—              | No. | Yards | Avg. | Long | TD |
|-----|----------------------------|-----|-------|------|------|----|
| 1.  | Larry Brunson, Oakland     | 17  | 441   | 25.9 | 89   | 0  |
| 2.  | Jimmy Edwards, Minnesota   | 44  | 1103  | 25.1 | 83   | 0  |
| 3.  | Ira Matthews, Oakland      | 35  | 873   | 24.9 | t104 | 1  |
| 4.  | Roy Green, St. Louis       | 41  | 1005  | 24.5 | t106 | 1  |
| 5.  | James Owens, San Francisco | 41  | 1002  | 24.4 | t85  | 1  |
| 6.  | Wally Henry, Philadelphia  | 28  | 668   | 23.9 | 53   | 0  |
| 7.  | John Arnold, Detroit       | 23  | 539   | 23.4 | 69   | 0  |
| 8.  | Artie Owens, San Diego     | 35  | 791   | 22.6 | 40   | 0  |
| 9.  | Willard Harrell, St. Louis | 22  | 497   | 22.6 | 53   | 0  |
| 10. | Tony Nathan, Miami         | 45  | 1016  | 22.6 | 43   | 0  |
| 25. | Ron Springs, Dallas        | 38  | 780   | 20.5 | 70   | 0  |

### PUNT RETURNS

|     | Player, Team—              | No. | FC | Yards | Avg. | Long | TD |
|-----|----------------------------|-----|----|-------|------|------|----|
| 1.  | John Sciarra, Philadelphia | 16  | 0  | 182   | 11.4 | 38   | 0  |
| 2.  | Tony Nathan, Miami         | 28  | 14 | 306   | 10.9 | t86  | 1  |
| 3.  | J. T. Smith, Kansas City   | 58  | 10 | 612   | 10.6 | t88  | 2  |
| 4.  | Dino Hall, Cleveland       | 29  | 5  | 295   | 10.2 | 47   | 0  |
| 5.  | Rick Upchurch, Denver      | 30  | 4  | 304   | 10.1 | 44   | 0  |
| 6.  | Stanley Morgan, N. England | 29  | 21 | 289   | 10.0 | t80  | 1  |
| 7.  | Mike Fuller, San Diego     | 46  | 7  | 448   | 9.7  | 27   | 0  |
| 8.  | Steve Schubert, Chicago    | 25  | 10 | 238   | 9.5  | t77  | 1  |
| 9.  | Wally Henry, Philadelphia  | 35  | 7  | 320   | 9.1  | 34   | 0  |
| 10. | Jim Smith, Pittsburgh      | 16  | 1  | 146   | 9.1  | 38   | 0  |
| 20. | Steve Wilson, Dallas       | 35  | 12 | 236   | 6.7  | 13   | 0  |



# 1979 NFL Final Standings

## AFC

### EASTERN DIVISION

| Team      | W  | L  | T | Pct. | Pts. | OP  |
|-----------|----|----|---|------|------|-----|
| *Miami    | 10 | 6  | 0 | .625 | 341  | 257 |
| New Eng.  | 9  | 7  | 0 | .563 | 411  | 326 |
| N.Y. Jets | 8  | 8  | 0 | .500 | 337  | 383 |
| Buffalo   | 7  | 9  | 0 | .438 | 268  | 279 |
| Baltimore | 5  | 11 | 0 | .313 | 271  | 351 |

### CENTRAL DIVISION

|            |    |    |   |      |     |     |
|------------|----|----|---|------|-----|-----|
| *Pittsbgh. | 12 | 4  | 0 | .750 | 416 | 262 |
| †Houston   | 11 | 5  | 0 | .688 | 362 | 331 |
| Cleveland. | 9  | 7  | 0 | .563 | 359 | 352 |
| Cincinnati | 4  | 12 | 0 | .250 | 337 | 421 |

### WESTERN DIVISION

|            |    |   |   |      |     |     |
|------------|----|---|---|------|-----|-----|
| *San Diego | 12 | 4 | 0 | .750 | 411 | 246 |
| †Denver    | 10 | 6 | 0 | .625 | 289 | 262 |
| Seattle    | 9  | 7 | 0 | .563 | 378 | 372 |
| Oakland    | 9  | 7 | 0 | .563 | 365 | 337 |
| Kans. City | 7  | 9 | 0 | .438 | 238 | 262 |

\*Division Champion

†Wild Card for Playoffs

### WILD CARD GAME

Oilers 13, Broncos 7

### DIVISIONAL PLAYOFFS

Oilers 17, Chargers 14

Steelers 34, Dolphins 14

### CONFERENCE CHAMPIONSHIP

Steelers 27, Oilers 13

## NFC

### EASTERN DIVISION

| Team        | W  | L  | T | Pct. | Pts. | OP  |
|-------------|----|----|---|------|------|-----|
| *Dallas     | 11 | 5  | 0 | .688 | 371  | 313 |
| †Phila.     | 11 | 5  | 0 | .688 | 339  | 282 |
| Wash.       | 10 | 6  | 0 | .625 | 348  | 295 |
| N.Y. Giants | 6  | 10 | 0 | .375 | 237  | 323 |
| St. Louis   | 5  | 11 | 0 | .313 | 307  | 358 |

### CENTRAL DIVISION

|           |    |    |   |      |     |     |
|-----------|----|----|---|------|-----|-----|
| *Tampa B. | 10 | 6  | 0 | .625 | 273 | 237 |
| †Chicago  | 10 | 6  | 0 | .625 | 306 | 249 |
| Minnesota | 7  | 9  | 0 | .438 | 259 | 337 |
| Green Bay | 5  | 11 | 0 | .313 | 246 | 316 |
| Detroit   | 2  | 14 | 0 | .125 | 219 | 365 |

### WESTERN DIVISION

|             |   |    |   |      |     |     |
|-------------|---|----|---|------|-----|-----|
| *L. Angeles | 9 | 7  | 0 | .563 | 323 | 309 |
| N. Orleans  | 8 | 8  | 0 | .500 | 370 | 360 |
| Atlanta     | 6 | 10 | 0 | .375 | 300 | 388 |
| San Fran.   | 2 | 14 | 0 | .125 | 308 | 416 |

### WILD CARD GAME

Eagles 27, Bears 17

### DIVISIONAL PLAYOFFS

Buccaneers 24, Eagles 17

Rams 21, Cowboys 19

### CONFERENCE CHAMPIONSHIP

Rams 9, Buccaneers 0

### SUPER BOWL XIV

Steelers 31, Rams 19

### AFC-NFC PRO BOWL

NFC 37, AFC 27

# 1980 NFL Post Season Games

### SUNDAY, DECEMBER 28

AFC WILD CARD GAME

NFC WILD CARD GAME

### SATURDAY, JANUARY 3

AFC DIVISIONAL PLAYOFF

NFC DIVISIONAL PLAYOFF

### SUNDAY, JANUARY 4

AFC DIVISIONAL PLAYOFF

NFC DIVISIONAL PLAYOFF

### SUNDAY, JANUARY 11

AFC CHAMPIONSHIP GAME

NFC CHAMPIONSHIP GAME

### SUNDAY, JANUARY 25

SUPER BOWL XV

AT NEW ORLEANS, LA.

### SUNDAY, FEBRUARY 6

AFC-NFC PRO BOWL

AT HONOLULU, HAWAII

**SUNDAY, NOV. 2 (9th Weekend)**

|                              |       |
|------------------------------|-------|
| Atlanta at Buffalo           | 1:00  |
| Baltimore at Kansas City     | 12:00 |
| Dallas at St. Louis          | 1:00  |
| Green Bay at Pittsburgh      | 1:00  |
| Houston at Denver            | 2:00  |
| Miami at Oakland             | 1:00  |
| Minnesota at Washington      | 4:00  |
| New Orleans at Los Angeles   | 1:00  |
| New York Giants at Tampa Bay | 1:00  |
| New York Jets at New England | 4:00  |
| Philadelphia at Seattle      | 1:00  |
| San Diego at Cincinnati      | 1:00  |
| San Francisco at Detroit     | 1:00  |

**MONDAY, NOV. 3**

|                      |      |
|----------------------|------|
| Chicago at Cleveland | 9:00 |
|----------------------|------|

**SUNDAY, NOV. 9 (10th Weekend)**

|                                  |       |
|----------------------------------|-------|
| Atlanta at St. Louis             | 1:00  |
| Buffalo at New York Jets         | 4:00  |
| Cincinnati at Oakland            | 1:00  |
| Cleveland at Baltimore           | 2:00  |
| Dallas at New York Giants        | 1:00  |
| Denver at San Diego              | 1:00  |
| Detroit at Minnesota             | 1:00  |
| Kansas City at Seattle           | 1:00  |
| Miami at Los Angeles             | 1:00  |
| Philadelphia at New Orleans      | 3:00  |
| Pittsburgh at Tampa Bay          | 1:00  |
| S. Francisco vs. G. Bay at Milw. | 1:00  |
| Washington at Chicago            | 12:00 |

**MONDAY, NOV. 10**

|                        |      |
|------------------------|------|
| New England at Houston | 8:00 |
|------------------------|------|

**SUNDAY, NOV. 16 (11th Weekend)**

|                              |      |
|------------------------------|------|
| Baltimore at Detroit         | 1:00 |
| Buffalo at Cincinnati        | 1:00 |
| Cleveland at Pittsburgh      | 1:00 |
| Green Bay at New York Giants | 1:00 |
| Houston at Chicago           | 3:00 |
| Kansas City at San Diego     | 1:00 |
| Los Angeles at New England   | 1:00 |
| New Orleans at Atlanta       | 1:00 |
| New York Jets at Denver      | 2:00 |
| Philadelphia at Washington   | 1:00 |
| St. Louis at Dallas          | 1:00 |
| San Francisco at Miami       | 4:00 |
| Tampa Bay at Minnesota       | 1:00 |

**MONDAY, NOV. 17**

|                    |      |
|--------------------|------|
| Oakland at Seattle | 6:00 |
|--------------------|------|

**THURSDAY, NOV. 20 (12th Weekend)**

|                    |      |
|--------------------|------|
| San Diego at Miami | 8:30 |
|--------------------|------|

**SUNDAY, NOV. 23**

|                              |      |
|------------------------------|------|
| Baltimore at New England     | 1:00 |
| Chicago at Atlanta           | 1:00 |
| Cincinnati at Cleveland      | 1:00 |
| Detroit at Tampa Bay         | 1:00 |
| Green Bay at Minnesota       | 1:00 |
| Houston at New York Jets     | 1:00 |
| Kansas City at St. Louis     | 1:00 |
| N.Y. Giants at San Francisco | 1:00 |
| Oakland at Philadelphia      | 1:00 |
| Pittsburgh at Buffalo        | 1:00 |
| Seattle at Denver            | 2:00 |
| Washington at Dallas         | 3:00 |

**MONDAY, NOV. 24**

|                            |      |
|----------------------------|------|
| Los Angeles at New Orleans | 8:00 |
|----------------------------|------|

**THURSDAY, NOV. 27 (13th Weekend)**

|                    |       |
|--------------------|-------|
| Chicago at Detroit | 12:30 |
|--------------------|-------|

|                   |      |
|-------------------|------|
| Seattle at Dallas | 3:00 |
|-------------------|------|

**SUNDAY, NOV. 30**

|                                |      |
|--------------------------------|------|
| Buffalo at Baltimore           | 2:00 |
| Cincinnati at Kansas City      | 1:00 |
| Cleveland at Houston           | 3:00 |
| Miami at Pittsburgh            | 1:00 |
| Minnesota at New Orleans       | 1:00 |
| New England at San Francisco   | 1:00 |
| New York Jets at Los Angeles   | 1:00 |
| Philadelphia at San Diego      | 1:00 |
| St. Louis at New York Giants   | 1:00 |
| Tampa B. vs. Green B. at Milw. | 1:00 |
| Washington at Atlanta          | 1:00 |

**MONDAY, DEC. 1**

|                   |      |
|-------------------|------|
| Denver at Oakland | 6:00 |
|-------------------|------|

**THURSDAY, DEC. 4 (14th Weekend)**

|                       |      |
|-----------------------|------|
| Pittsburgh at Houston | 7:30 |
|-----------------------|------|

**SUNDAY, DEC. 7**

|                              |      |
|------------------------------|------|
| Atlanta at Philadelphia      | 1:00 |
| Baltimore at Cincinnati      | 1:00 |
| Dallas at Oakland            | 1:00 |
| Denver at Kansas City        | 3:00 |
| Detroit at St. Louis         | 1:00 |
| Green Bay at Chicago         | 1:00 |
| Los Angeles at Buffalo       | 1:00 |
| Minnesota at Tampa Bay       | 1:00 |
| New Orleans at San Francisco | 1:00 |
| New York Giants at Seattle   | 1:00 |
| New York Jets at Cleveland   | 1:00 |
| San Diego at Washington      | 1:00 |

**MONDAY, DEC. 8**

|                      |      |
|----------------------|------|
| New England at Miami | 9:00 |
|----------------------|------|

**SATURDAY, DEC. 13 (15th Weekend)**

|                               |       |
|-------------------------------|-------|
| New York Giants at Washington | 12:30 |
| Seattle at San Diego          | 1:00  |

**SUNDAY, DEC. 14**

|                              |       |
|------------------------------|-------|
| Buffalo at New England       | 1:00  |
| Cincinnati at Chicago        | 1:00  |
| Cleveland at Minnesota       | 1:00  |
| Houston at Green Bay         | 12:00 |
| Kansas City at Pittsburgh    | 1:00  |
| Miami at Baltimore           | 4:00  |
| New Orleans at New York Jets | 1:00  |
| Oakland at Denver            | 2:00  |
| St. Louis at Philadelphia    | 1:00  |
| San Francisco at Atlanta     | 1:00  |
| Tampa Bay at Detroit         | 4:00  |

**MONDAY, DEC. 15**

|                       |      |
|-----------------------|------|
| Dallas at Los Angeles | 6:00 |
|-----------------------|------|

**SATURDAY, DEC. 20 (16th Weekend)**

|                        |       |
|------------------------|-------|
| Chicago at Tampa Bay   | 4:00  |
| New York Jets at Miami | 12:30 |

**SUNDAY, DEC. 21**

|                            |       |
|----------------------------|-------|
| Atlanta at Los Angeles     | 1:00  |
| Buffalo at San Francisco   | 1:00  |
| Cleveland at Cincinnati    | 1:00  |
| Denver at Seattle          | 1:00  |
| Green Bay at Detroit       | 1:00  |
| Kansas City at Baltimore   | 2:00  |
| Minnesota at Houston       | 12:00 |
| New England at New Orleans | 12:00 |
| Oakland at New York Giants | 1:00  |
| Philadelphia at Dallas     | 3:00  |
| Washington at St. Louis    | 12:00 |

**MONDAY, DEC. 22**

|                         |      |
|-------------------------|------|
| Pittsburgh at San Diego | 6:00 |
|-------------------------|------|



# 1980 NATIONAL FOOTBALL LEAGUE SCHEDULE

(All times local)

## SUNDAY, SEPT. 7 (1st Weekend)

|                              |       |
|------------------------------|-------|
| Atlanta at Minnesota         | 12:00 |
| Baltimore at New York Jets   | 4:00  |
| Chicago at Green Bay         | 12:00 |
| Cleveland at New England     | 1:00  |
| Denver at Philadelphia       | 4:00  |
| Detroit at Los Angeles       | 1:00  |
| Houston at Pittsburgh        | 1:00  |
| Miami at Buffalo             | 1:00  |
| New York Giants at St. Louis | 12:00 |
| Oakland at Kansas City       | 3:00  |
| San Diego at Seattle         | 1:00  |
| San Francisco at New Orleans | 12:00 |
| Tampa Bay at Cincinnati      | 1:00  |

## MONDAY, SEPT. 8

|                      |      |
|----------------------|------|
| Dallas at Washington | 9:00 |
|----------------------|------|

|   |      |
|---|------|
| <b>THURSDAY, SEPT. 11 (2nd Weekend)</b> |      |
| Los Angeles at Tampa Bay                | 9:00 |

## SUNDAY, SEPT. 14

|                                |       |
|--------------------------------|-------|
| Atlanta at New England         | 1:00  |
| Cincinnati at Miami            | 4:00  |
| Dallas at Denver               | 2:00  |
| Detroit vs. Green Bay at Milw. | 1:00  |
| New Orleans at Chicago         | 1:00  |
| New York Jets at Buffalo       | 1:00  |
| Oakland at San Diego           | 1:00  |
| Philadelphia at Minnesota      | 12:00 |
| Pittsburgh at Baltimore        | 2:00  |
| St. Louis at San Francisco     | 1:00  |
| Seattle at Kansas City         | 1:00  |
| Washington at New York Giants  | 4:00  |

## MONDAY, SEPT. 15

|                      |      |
|----------------------|------|
| Houston at Cleveland | 9:00 |
|----------------------|------|

## SUNDAY, SEPT. 21 (3rd Weekend)

|                                |       |
|--------------------------------|-------|
| Baltimore at Houston           | 1:00  |
| Buffalo at New Orleans         | 1:00  |
| Green Bay at Los Angeles       | 1:00  |
| Kansas City at Cleveland       | 1:00  |
| Miami at Atlanta               | 1:00  |
| Minnesota at Chicago           | 12:00 |
| New England at Seattle         | 1:00  |
| Pittsburgh at Cincinnati       | 1:00  |
| St. Louis at Detroit           | 1:00  |
| San Diego at Denver            | 2:00  |
| San Francisco at New York Jets | 1:00  |
| Tampa Bay at Dallas            | 3:00  |
| Washington at Oakland          | 1:00  |

## MONDAY, SEPT. 22

|                                 |      |
|---------------------------------|------|
| New York Giants at Philadelphia | 9:00 |
|---------------------------------|------|

## SUNDAY, SEPT. 28 (4th Weekend)

|                                |      |
|--------------------------------|------|
| Atlanta at San Francisco       | 1:00 |
| Chicago at Pittsburgh          | 1:00 |
| Cleveland at Tampa Bay         | 1:00 |
| Dallas vs. Green Bay at Milw.  | 1:00 |
| Houston at Cincinnati          | 1:00 |
| Los Angeles at New York Giants | 1:00 |
| Minnesota at Detroit           | 1:00 |
| New Orleans at Miami           | 1:00 |
| New York Jets at Baltimore     | 4:00 |
| Oakland at Buffalo             | 1:00 |
| Philadelphia at St. Louis      | 1:00 |
| San Diego at Kansas City       | 3:00 |
| Seattle at Washington          | 4:00 |

## MONDAY, SEPT. 29

|                       |      |
|-----------------------|------|
| Denver at New England | 9:00 |
|-----------------------|------|

## SUNDAY, OCT. 5 (5th Weekend)

|                              |       |
|------------------------------|-------|
| Baltimore at Miami           | 1:00  |
| Buffalo at San Diego         | 1:00  |
| Cincinnati at Green Bay      | 1:00  |
| Denver at Cleveland          | 1:00  |
| Detroit at Atlanta           | 1:00  |
| Kansas City at Oakland       | 1:00  |
| New England at New York Jets | 1:00  |
| New York Giants at Dallas    | 3:00  |
| Pittsburgh at Minnesota      | 12:00 |
| St. Louis at New Orleans     | 12:00 |
| San Francisco at Los Angeles | 1:00  |
| Seattle at Houston           | 12:00 |
| Washington at Philadelphia   | 1:00  |

## MONDAY, OCT. 6

|                      |      |
|----------------------|------|
| Tampa Bay at Chicago | 8:00 |
|----------------------|------|

## SUNDAY, OCT. 12 (6th Weekend)

|                                 |      |
|---------------------------------|------|
| Baltimore at Buffalo            | 1:00 |
| Chicago at Minnesota            | 1:00 |
| Cincinnati at Pittsburgh        | 1:00 |
| Cleveland at Seattle            | 1:00 |
| Green Bay at Tampa Bay          | 1:00 |
| Houston at Kansas City          | 3:00 |
| Los Angeles at St. Louis        | 1:00 |
| Miami at New England            | 1:00 |
| New Orleans at Detroit          | 4:00 |
| New York Jets at Atlanta        | 4:00 |
| Philadelphia at New York Giants | 1:00 |
| San Diego at Oakland            | 1:00 |
| San Francisco at Dallas         | 1:00 |

## MONDAY, OCT. 13

|                      |      |
|----------------------|------|
| Washington at Denver | 7:00 |
|----------------------|------|

## SUNDAY, OCT. 19 (7th Weekend)

|                              |       |
|------------------------------|-------|
| Atlanta at New Orleans       | 1:00  |
| Buffalo at Miami             | 1:00  |
| Dallas at Philadelphia       | 1:00  |
| Detroit at Chicago           | 1:00  |
| Green Bay at Cleveland       | 1:00  |
| Kansas City at Denver        | 12:00 |
| Los Angeles at San Francisco | 1:00  |
| Minnesota at Cincinnati      | 1:00  |
| New England at Baltimore     | 2:00  |
| New York Giants at San Diego | 1:00  |
| St. Louis at Washington      | 1:00  |
| Seattle at New York Jets     | 1:00  |
| Tampa Bay at Houston         | 3:00  |

## MONDAY, OCT. 20

|                       |      |
|-----------------------|------|
| Oakland at Pittsburgh | 9:00 |
|-----------------------|------|

## SUNDAY, OCT. 26 (8th Weekend)

|                            |       |
|----------------------------|-------|
| Chicago at Philadelphia    | 4:00  |
| Cincinnati at Houston      | 3:00  |
| Denver at New York Giants  | 1:00  |
| Detroit at Kansas City     | 1:00  |
| Los Angeles at Atlanta     | 1:00  |
| Minnesota at Green Bay     | 12:00 |
| New England at Buffalo     | 1:00  |
| New Orleans at Washington  | 1:00  |
| Pittsburgh at Cleveland    | 1:00  |
| St. Louis at Baltimore     | 2:00  |
| San Diego at Dallas        | 8:00  |
| Seattle at Oakland         | 1:00  |
| Tampa Bay at San Francisco | 1:00  |

## MONDAY, OCT. 27

|                        |      |
|------------------------|------|
| Miami at New York Jets | 9:00 |
|------------------------|------|

(Continued on inside Back Cover)