


DALLAS COWBOYS



1963 INFORMATION GUIDE

DALLAS COWBOYS FOOTBALL CLUB

Club Offices
4425 North Central Expressway
Dallas 5, Texas
Phone LAkeside 6-0111 — Area Code 214
Home Field — Cotton Bowl (Capacity 75,504)
Colors — Royal Blue and White

FOR YOUR INFORMATION

The enclosed information has been compiled to provide background data on the Dallas Cowboys Football Club, now in its fourth year in the 44-year-old National Football League.

The Cowboys are anxious to serve all recognized news media — press, radio and television. For photographs and additional information, please write, telephone or wire LARRY KARL, Public Relations Director, Office Phone LAkeside 6-0111, Home Phone TAYlor 7-0491 Area Code 214.

CONTENTS

Club Directory	1	Cowboys Records	48
1962 Schedule and Itinerary	2	Cowboys Longest Plays	54
Coaching Staff	3	Cowboys All-Time Results	55
1963 Outlook	6	NFL Leaders by Years	56
The '63 Cowboys	7	1962 Individual Leaders	60
Alphabetical Roster	18	Championship Playoffs	62
New Faces of 1963	18	Pro Bowl Results	62
Position Roster	19	All-Star Game Results	62
Pronunciation Guide	19	Playoff Bowl Results	62
Numerical Roster	20	Final 1962 NFL Standings	63
Cowboys Opponents	22-37	Cowboys Fan Clubs	63
Western Conference	38	Ticket Information	63
Cowboys' All-Time Roster	40	Press, Radio, TV Coverage	64
Roster by Colleges	40	Halftime Activities	Inside Back
The 1962 Season	41	1963 Weekly NFL Schedule	Back Cover
Cowboys Honors	46		
Cowboys 1962 Statistics	47		

COVER; Bill Howton and son Billy See page 11



Bedford S. Wynne • Texas E. Schramm • Clint W. Murchison, Jr.

DALLAS COWBOYS CLUB DIRECTORY

CLINT W. MURCHISON, JR.	<i>President</i>
TEXAS E. SCHRAMM	<i>Vice-President & General Manager</i>
BEDFORD S. WYNNE	<i>Secretary-Treasurer</i>
JIMMIE PARKER	<i>Business Manager</i>
LARRY KARL	<i>Public Relations Director</i>
BILL MORGAN	<i>Public Relations Assistant</i>
WILBUR EVANS	<i>Office Manager</i>
KAY LANG	<i>Ticket Manager</i>
GIL BRANDT	<i>Player Scouting Director</i>
GARY WHITE	<i>Player Scouting</i>
TOM LANDRY	<i>Head Coach</i>
ERMAL ALLEN	<i>Offensive Backfield Coach</i>
JIM MYERS	<i>Offensive Line Coach</i>
BRAD ECKLUND	<i>Defensive Line Coach</i>
DICK NOLAN	<i>Defensive Backfield Coach</i>
CLINT HOUY	<i>Trainer</i>
JACK ESKRIDGE	<i>Equipment Manager</i>

BOARD OF DIRECTORS

Sen. Clinton P. Anderson
 Amon Carter, Jr.
 Leo F. Corrigan, Jr.
 Sen. J. Howard Edmondson
 W. R. Hawn
 James J. Ling
 Paul Middleton

Clint W. Murchison, Jr.
 Texas E. Schramm
 Field Scovell
 Max Thomas
 Robert F. Thompson
 Bedford S. Wynne
 T. L. Wynne, Jr.

Cowboys Headquarters on Road

And Publicity Director's Itinerary

- Washington Game—Arrive Friday, Sept. 27, stay at Dupont Plaza.
Publicity director arrives Tuesday, Sept. 24.
- Philadelphia Game—Arrive Friday, Oct. 4, stay at Warwick Hotel.
Publicity director arrives Tuesday, Oct. 1.
- New York Game—Arrive Friday, Oct. 18, stay at Manhattan Hotel.
Publicity director arrives Monday, Oct. 14.
- Pittsburgh Game—Arrive Friday, Oct. 25, stay at Carlton House.
Publicity director arrives Monday, Oct. 21.
- San Francisco Game—Arrive Friday, Nov. 8, stay at Jack Tarr Hotel.
Publicity director arrives Tuesday, Nov. 5.
- Cleveland Game—Arrive Friday, Nov. 22, stay at Sheraton-Cleveland Hotel.
Publicity director arrives Tuesday, Nov. 19.
- St. Louis Game—Arrive Saturday, Dec. 14, stay at Bel Air Motor Hotel.
Publicity director arrives Tuesday, Dec. 10.

On all road games, the Cowboys fly to their destination and work out on their opponent's field on Saturday. They return to Dallas by plane immediately after the game. The publicity director can be reached at the team hotel starting the dates named above.

Dallas Cowboys 1963 Schedule

(Local starting times)

- SATURDAY, SEPT. 14—St. Louis Cardinals at Dallas, 8:05 p.m.**
- SUNDAY, SEPT. 22—Cleveland Browns at Dallas, 1:35 p.m.**
- SUNDAY, SEPT. 29—Washington Redskins at Washington, 2:05 p.m.
- SUNDAY, OCT. 6—Philadelphia Eagles at Philadelphia, 1:35 p.m.
- SUNDAY, OCT. 13—Detroit Lions at Dallas, 1:35 p.m.**
- SUNDAY, OCT. 20—New York Giants at New York, 2:05 p.m.
- SUNDAY, OCT. 27—Pittsburgh Steelers at Pittsburgh, 2:05 p.m.
- SUNDAY, NOV. 3—Washington Redskins at Dallas, 1:35 p.m.**
- SUNDAY, NOV. 10—San Francisco 49ers at San Francisco, 1:36 p.m.
- SUNDAY, NOV. 17—Philadelphia Eagles at Dallas, 1:35 p.m.**
- SUNDAY, NOV. 24—Cleveland Browns at Cleveland, 2:05 p.m.
- SUNDAY, DEC. 1—New York Giants at Dallas, 1:35 p.m.**
- SUNDAY, DEC. 8—Pittsburgh Steelers at Dallas, 1:35 p.m.**
- SUNDAY, DEC. 15—St. Louis Cardinals at St. Louis, 1:05 p.m.

THE COACHES



Dick Nolan • Jim Myers • Tom Landry • Brad Ecklund • Ermal Allen

TOM LANDRY — Head Coach

Although he's only 39 years old, Tom Landry enters his fifteenth season of professional football this season.

A native of Texas, he was a natural choice to coach Dallas' entry in the National Football League when the club franchise was granted in 1960.

He had been a player, player-coach and assistant coach before joining the Cowboys. After graduating from the University of Texas in 1949, Landry joined the New York Yankees of the old All-America Conference.

When the two leagues merged, Landry began a 10-year association with the New York Giants. He was an active player from 1950 through '53, a player coach in '54 and '55 and defensive backfield coach from '56 through '59.

Landry's Cowboys teams fared well in Yankee Stadium their first two seasons—gaining a 31-31 tie with the Giants in 1960 and defeating them in 1961, 17-16.

Born in Mission, Texas, Landry entered the University of Texas in 1942. He left after one semester to enter the Army Air Corps and returned there in 1945 after flying 30 combat missions as a B-17 pilot with the Eighth Air Force.

Landry, his wife, Alicia, and three children — Tom, Jr., 13; Kitty, 10; and Lisa, 5; have been Dallas residents since 1957.

ERMAL ALLEN — Offensive Backfield Coach

Entering his second season with the Cowboys, Allen had previously coached 14 years at his alma mater, the University of Kentucky.

He quarterbacked the Wildcats in his undergraduate days ('39-'41) and was a member of the Fort Benning and Army All-Star teams during World War II and a defensive back with the Cleveland Browns in 1947.

Returning to Kentucky, he worked under Bear Bryant from 1948 through 1953 and under Blanton Collier from 1954 through 1961.

Allen, 42, earned three letters each in football, basketball and golf in college and is a top amateur golfer. His son, Ken, is a half-back at Georgia Tech. The other Allen children are Ann, 17, and Amy, 8.

BRAD ECKLUND — Defensive Line Coach

The veteran of Landry's staff, Ecklund has been with the Cowboys since they were organized. Last year he moved to defense after coaching the offensive line for two seasons.

The 41-year old native of Los Angeles was a member of Dallas' original NFL entry, the Texans, in 1952 after being an all-pro center with the New York Yankees in 1950 and 1951.

After his playing days ended, Brad returned to Oregon and was a highly-successful high school coach for four years and an assistant at the University of Oregon for two years.

The Ecklunds have three children — Sterling, 16, a promising high-school pole vaulter; Daryle Lynne, 12; and Brant, 10.

JIM MYERS — Offensive Line Coach

A long-time coach in the collegiate ranks, Myers joined the Cowboys in 1962 after four years as head coach and athletic director at Texas A&M.

He was an assistant coach at Wofford College, Vanderbilt and UCLA and head coach at Iowa State before going to Texas A&M.

The 41-year-old Myers played his college ball at Tennessee ('41-'42 and '46) and Duke ('43). While at Duke in the Marine V-12 program, he was named All-Southern Conference guard.

Jim and his wife have three daughters — Susan, 17; Kathy, 14; and Carol, 13.

DICK NOLAN — Defensive Backfield Coach

Nolan is in his first season as strictly a coach after joining the Cowboys last season as a player-coach.

The 31-year-old Maryland product was reunited with Landry last year. They were teammates in 1954 and '55 when Landry was a player-coach for the New York Giants. Nolan was also Landry's pupil in 1956, '57 and '59 when the latter was full-time defensive coach. Nolan was with the Chicago Cardinals in 1958, returning to the Giants for the three following seasons.

A native of White Plains, N.Y., Dick is the father of five children — Richard Jr., 8; Nancy, 7; Michael, 4; Kelly, 3; and Lisabeth, 1.

CLINT HOUY — Trainer

A native of Fredericksburg, Texas, Clint Houy has an extensive background as an athletic trainer despite being only 29 years old.

"Pee Wee" Houy started as a student assistant at the University of Texas, where he received his bachelor of science degree in 1955.

His first job was at the Air Force Academy when it opened for the first time in 1955. He fulfilled his military obligation while serving as athletic trainer there and was with the Air Force team that played a scoreless tie with TCU in the 1959 Cotton Bowl game.

With the Ottawa Rough Riders in the Canadian professional league in 1959, Houy returned to his native state to become the Cowboys' trainer in 1960.

JACK ESKRIDGE — Equipment Manager

A basketball player who holds one Kansas University scoring record that even Wilt Chamberlain never bettered, Jack Eskridge has been in most every phase of athletics since graduating from high school in Independence, Mo.

The 39-year-old Kansas City, Kan., native played pro basketball for two seasons (1949-50) with the Chicago Stags and Indianapolis Jets of the NBA after playing at Kansas in 1946-47-48. He also coached five years in Iowa and Kansas high schools and five years at Kansas University. He joined the Cowboys for their first season in 1960.

GIL BRANDT — Player Scouting Director

A native of Milwaukee, Gil Brandt is another 29-year-old who has managed to crowd a maximum of experience into a few years.

This is his seventh season of professional football talent hunting, his fourth year at it on a full-time basis.

After his graduation from the University of Wisconsin in 1954, Gil scouted on a part-time basis for the Los Angeles Rams from 1955 through '57.

In 1958 he became a full-time scout for the San Francisco 49ers and remained with them until joining the Cowboys in the winter of 1960.

A Look at 1963 Prospects

By TOM LANDRY, Head Coach

The Cowboys are maturing, and the 1963 team should make the first real steps towards placing Dallas among those at the top. Success may be in the future, but I feel we now have the nucleus to build a strong team that will be able to make a bid for leadership in the Eastern Conference.

Our primary goal this season must be defensive improvement. Last year we developed an offense that ranked with the best. When our defense can approach our offensive excellence, we'll be a balanced team.

Our 1962 defense was hampered by inexperience—five or six rookies started every game—and that should be partially corrected this year since the young players have a year's development. In addition, we have added some outstanding newcomers in Lee Roy Jordan and Harold Hays and might possibly obtain additional support from others not on last year's squad.

There is no reason to believe our offense will not equal the 1962 results. The key members of that unit return and the addition of Jim Ray Smith, plus the exciting pre-season improvement of Pettis Norman, should permit us to keep up our offensive power.

We feel our running game will be very strong with Amos Marsh running stronger than ever and All-Pro halfback Don Perkins fully recovered from off-season surgery that should give him a stronger foot than ever. Perkins underwent a bone graft this spring to correct a troublesome foot condition.

Norman, our most improved second year man, along with such established receivers as Billy Howton, Frank Clarke and Lee Folkins, will give our quarterbacks excellent targets.

Looking over the quarterback position, one finds solid depth that permits variety in our attack. Eddie LeBaron, now in his eleventh season, and Don Meredith, beginning his fourth, provide the seasoned leadership so important to any team. Rookie Sonny Gibbs has displayed a lot of passing ability, but as is normally true in most cases, will probably spend more time learning than playing in this first year.

When we have the ball you can expect to see us shift as in past years, but this year we have added something new—the I formation. Our basic shift will come off the I, but we have also experimented with running some offense directly out of that system.

The overall prospects, I believe, are good. Dependent on the necessary defensive improvement, we should be able to compete on a near equal basis with most of our opponents. Whatever the final outcome, as we go into this 1963 season the Dallas Cowboys have travelled a long way and the future looks very bright indeed.



THE '63 COWBOYS

George Andrie

Ht: 6-7

Wt: 264

Defensive End

Born: 4-20-40

Marquette

Second Year

A strong, rugged performer, he won starting job and All Rookie Team selection in '62 . . . missed playing final collegiate season in '61 when Marquette dropped football . . . drafted sixth by Cowboys in '61 . . . a dedicated player, he proved exceptionally-promising pass rush and excellent desire to learn . . . married last December . . . native of Grand Rapids, Michigan, now lives in Waukesha, Wisconsin.

Year	Cowboys Records				
	Opponents' No.	Fumble Recoveries	Yds. Ret.	Long	TD
1962	2		0	0	0

Sam Baker

Ht: 6-2

Wt: 220

Kicker-Fullback

Born: 11-12-30

Oregon State

Ninth Year

No. 3 punter in NFL in '62, finishing a fraction of a yard behind two leaders . . . came to Cowboys in trade with Cleveland after '61 season . . . set several Cowboys records in '62, including most points scored in a season, longest field goal, longest punt . . . sixth leading scorer in NFL in '62 . . . entered NFL in '53 with Washington after being leading ground gainer in Oregon State history (2,043 yards on 487 carries) . . . lives in Tacoma, Washington.

Year	Cowboys Records						
	PAT	Scoring		FG	Long FG	Pts.	
1962	50-51			14-27	53	92	
Year	No.	Punting		Long	Avg.		
		Yds.	Pct.				
1962	57	2,589	72	45.4			
Year	Passing		Pct.	Int.	Avg. Gn.	TD	
	Att.	Yds.					
1962	1	0	0	0	—	0	

Don Bishop **Defensive Halfback** **City College of LA**
Ht: 6-1 **Wt: 215** **Born: 7-1-34** **Fifth Year**

A real defensive find who progressed from a poor '60 season to No. 2 pass interceptor in NFL in '61, Pro Bowl selection after '62 season . . . recovered a fumble and returned it 21 yards for touchdown to help East squad win '63 Pro Bowl . . . the Los Angeles native played with Chicago Bears in '59.

Cowboys Records					Opponent's Fumble Recoveries						
Pass Interceptions											
Year	No.	Yds.	Ret.	Long	TD	Year	No.	Yds.	Ret.	Long	TD
1960	3	13		13	0	1960	0				
1961	8	172		57	0	1961	1	13		13	0
1962	6	134		44	0	1962	2	84		84	1
TOTALS	17	319		57	0	TOTALS	3	97		84	1

Clyde Brock **Defensive Tackle** **Utah State**
Ht: 6-5 **Wt: 268** **Born: 8-30-40** **Second Year**

A second-round draft choice of the Chicago Bears, he joined Cowboys week preceding final '62 pre-season game . . . spot player on both offense and defense in rookie season, he has concentrated solely on defensive tackle during this summer's camp . . . All-Skyline tackle and top shot putter in college . . . lives in Ogden, Utah.

Amos Bullocks **Offensive Halfback** **Southern Illinois**
Ht: 6-1 **Wt: 202** **Born: 2-7-39** **Second Year**

Showed promise of developing into fine runner after being drafted on 20th round . . . set a team record with a 72-yard touchdown run from scrimmage against Bears . . . also returned kickoff 62 yards against Giants . . . very quick and has great speed, a first-rate alternate for All-Pro Don Perkins . . . gained almost 3,000 yards rushing in three college seasons . . . lives in Chicago.

Cowboys Records				
Rushing				
Year	No.	Yds.	Avg.	TD
1962	33	196	6.0	2
Pass Receiving				
Year	No.	Yds.	Avg.	TD
1962	3	46	15.3	1
Kickoff Returns				
Year	No.	Yds.	Avg.	TD
1962	14	265	18.9	0

Frank Clarke **Wingback** **Colorado**
Ht: 6-1 **Wt: 215** **Born: 2-7-34** **Seventh Year**

Top long-pass receiver in NFL for past three years, rated on yards gained per catch . . . holds virtually all club records for passing yardage and touchdowns on passes . . . was a strong threat to NFL season TD receiving record until injury forced him to sidelines late in '62 season . . . played three seasons as reserve for Cleveland Browns before joining Cowboys in '60 . . . originally from Beloit, Wisconsin, he now makes his home in Dallas.

Cowboys Records

Year	Pass Receiving			TD	Year	Opponent's Fumble Recoveries			
	No.	Yds.	Avg.			No.	Yds.	Ret.	Long
1960	9	290	32.2	3	1961	1	0	0	0
1961	41	919	22.4	9					
1962	47	1,043	22.2	14					
TOTALS	97	2,252	23.2	26					

Mike Connelly**Center****Utah State****Ht: 6-3****Wt: 242****Born: 10-16-35****Fourth Year**

Cowboys regular center for last two seasons after playing guard in '60 . . . an avid weightlifter and one of strongest men on squad, he ranks among the most dependable offensive interior linemen . . . joined Cowboys from Rams after '60 pre-season schedule was completed moved from Los Angeles to Dallas after '61 season to work in insurance.

Dave Edwards**Linebacker****Auburn****Ht: 6-2****Wt: 213****Born: 12-14-39****First Year**

With the Cowboys in '62 after signing as free agent, he tried out first at offensive end and then at linebacker but was not activated . . . All-Southeastern Conference end in '61 . . . lives in Abbeville, Ala.

Lee Folkins**Offensive End****Washington****Ht: 6-5****Wt: 220****Born: 7-4-39****Third Year**

Won starting tight end job early in '62 after reporting to Cowboys from Green Bay week before regular season . . . ability to make a tough catch in a crowd marks him a potential standout . . . gained first repute in 1962 College All-Star game by swinging at a collegian and knocking out the head linesman . . . mechanical engineering student in college, he owns two key shops in home town of Seattle.

Cowboys Records

Year	Pass Receiving		Avg. Gn.	TD
	No.	Yds.		
1962	39	536	13.7	6

Bob Fry**Offensive Tackle****Kentucky****Ht: 6-4****Wt: 238****Born: 11-11-30****Ninth Year**

One of the lightest linemen in the NFL, this old pro has been a starter in all eight previous years in league . . . speed, mobility and smooth blocking technique make up for lack of bulk . . . a starter for five seasons with Rams, he's been the Cowboys' No. 1 left tackle for three years . . . lives in Cincinnati, Ohio.

Cowboys Records

Year	Opponent's Fumble Recoveries			
	No.	Yds.	Ret.	Long
1960	1	0	0	0

Mike Gaechter**Defensive Safety****Oregon****Ht: 6-0****Wt: 196****Born: 1-9-40****Second Year**

A free agent who moved into Cowboys secondary, he started at both left corner and safety . . . very quick and has excellent speed . . . a member of Oregon's NCAA championship sprint relay team in spring of '62 . . . set Cowboys' club record with 100-yard touchdown return of intercepted pass against Philadelphia . . . lives in West Lancaster, California.

Cowboys Records

Year	Pass Interceptions			TD	Year	Punt Returns			TD
	No.	Yds.	Ret.			No.	Yds.	Avg.	
1962	5	136	100	1	1962	7	32	4.5	0

Year	Kickoff Returns			TD
	No.	Yds.	Avg.	
1962	1	16	16.0	0

Guy (Sonny) Gibbs**Quarterback****T.C.U.****Ht: 6-7****Wt: 235****Born: 10-25-39****First Year (D2-61)**

A three year regular at TCU, Sonny was actually the Cowboys' first selection in 1961 as the first round pick had been traded away . . . chosen as a future, he completed his final year of collegiate eligibility and joined the Cowboys this year following the College All-Star game . . . outstanding long passer, he majored in physical education and journalism at TCU . . . home is Graham, Texas.

Cornell Green**Defensive Halfback****Utah State****Ht: 6-4****Wt: 220****Born: 2-10-40****Second Year**

Became a regular cornerback for Cowboys late in '62 season . . . a basketball standout in college, he did not play football . . . averaged more than 20 points a game throughout college . . . brother Pumpsie is New York Mets infielder . . . home is in Richmond, California.

Glynn Gregory**Offensive End****SMU****Ht: 6-2****Wt: 195****Born: 7-6-39****Third Year**

Played primarily with defensive team in '61, with offensive team in '62 . . . was leading Southwest Conference pass receiver in '59 as batterymate of Cowboys quarterback Don Meredith . . . makes his home in Dallas.

Cowboys Records

Year	Pass Receiving			TD	Year	Pass Interceptions				TD
	No.	Yds.	Avg.			No.	Yds.	Ret.	Long	
1961	3	30	10.0	0	1961	1	21	21	0	
1962	3	70	23.3	0						
TOTALS	6	100	16.7	0						

Mal Hammack**Fullback****Florida****Ht: 6-2****Wt: 205****Born: 6-19-33****Eighth Year**

Joined the Cowboys this season following a late spring trade . . . third draft choice of Cardinals in 1955, he was a 12-letter star at Roscoe, Texas, high school . . . missed '56 season due to army service

. . . career totals with Cards show 317 carries for 1,262 yards and 10 touchdowns and 22 pass receptions for 213 yards . . . All-America at Florida . . . lives in St. Louis.

Harold Hays **Linebacker** **Southern Mississippi U.**
Ht: 6-3 **Wt: 235** **Born: 8-24-39** **First Year (D14-61)**

Proved to be one of the top rookies in training camp as he exhibited great determination, desire to hit and quickness to learn . . . strong at diagnosing plays, he has a combination of speed, size and strength that makes him a top candidate . . . played outside linebacker in early pre-season games, but also got some time in as a middle man . . . intercepted pass against Rams in first start of pre-season schedule . . . lives in Hattiesburg, Miss.

John Houser **Offensive Tackle** **Redlands Univ.**
Ht: 6-4 **Wt: 245** **Born: 6-21-35** **Fifth Year**

Missed entire '62 season with severe knee injury suffered in first pre-season game . . . with Rams in '58 and '59 and Cowboys in '60 and '61, he played center, guard and tackle . . . reported to camp this year fully rehabilitated and has shown no ill effect from last season's injury . . . worked during training camp as both guard and tackle . . . lives in Van Nuys, Calif.

Chuck Howley **Linebacker** **West Virginia**
Ht: 6-3 **Wt: 223** **Born: 6-28-36** **Fifth Year**

Coach Tom Landry called him "most improved" member of '62 squad . . . tremendous speed and good reactions . . . laid out of football in '60 with knee injury, but won a starting job with Cowboys in '61 after being traded from Chicago Bears . . . was named Southern Conference athlete of the year in senior season as standout gridder and sprinter in track . . . from Wheeling, West Virginia.

Cowboys Records					Opponent's Fumble Recoveries						
Pass Interceptions											
Year	No.	Yds.	Ret.	Long	TD	Year	No.	Yds.	Ret.	Long	TD
1961	1	5		5	0	1962	1	0		0	0
1962	2	33		21	0						
TOTALS	3	38		21	0						

Bill Howton **Offensive End** **Rice**
Ht: 6-2 **Wt: 194** **Born: 7-3-30** **Eleventh Year**

Should break two of Don Hutson's all-time pass receiving records early in '63 season . . . his ten-year career totals are 470 receptions for 7,945 yards and 58 touchdowns . . . needs 19 more catches and 47 more yards to pass Hutson's NFL-leading marks set in 11 seasons . . . played with Green Bay and Cleveland before joining Cowboys in '60 . . . set team records of 11 receptions vs. Eagles in '61 and 56 receptions for '61 season . . . the former Rice All-American was a schoolboy standout at Plainview, Texas, and now lives in Houston.

Cowboys Records

Year	Pass Receiving					Year	Rushing			TD	
	No.	Yds.	Avg.	Gn.	TD		No.	Yds.	Avg.		
1960	23	363	15.8	4	4	1961	1	9	9.0	0	
1961	56	785	14.2	4	4	Opponent's Fumble Recoveries					
1962	49	706	14.1	6	6	Year	No.	Yds.	Ref.	Long	TD
TOTALS	128	1,854	14.5	14	14	1960	1	0		0	0

Lynn Hoyem**Center-Guard****Long Beach State**

Ht: 6-4

Wt: 253

Born: 6-27-39

Second Year

Played mainly on specialty teams in '62, but was impressive with his all-out performance . . . drafted as a future in '60, he's one of club's fastest interior linemen . . . could fill in at both center and guard . . . started college career as quarterback but was moved to center as a sophomore, because, as he explains it, "They thought I could pass better upside down" . . . lives in Redondo Beach, California.

Joe Bob Isbell**Guard****Houston**

Ht: 6-1

Wt: 250

Born: 7-7-40

Second Year

Signed as a free agent, he made a strong run for starting job until injured late in training season . . . came back to fill in capably as spot player and member of specialty teams . . . captain and best all-around lineman of '61 Cougar team . . . home is Orange, Texas.

Lee Roy Jordan**Linebacker****Alabama**

Ht: 6-1

Wt: 215

Born: 4-27-41

First Year (D1)

The Cowboys first real "first round" draft selection, Lee Roy was a consensus All-America in 1962, when he was honored as the nation's outstanding collegiate lineman . . . his terrific play in the '63 Orange Bowl game substantiated Coach Bear Bryant's claim that "he's the best linebacker I've ever coached" . . . great pursuit, play diagnostic ability and desire make him a prime candidate for greatness though he's somewhat small . . . quick to learn, he looks like a sure starter as a rookie . . . home is in Excell, Alabama.

Eddie LeBaron**Quarterback****College of Pacific**

Ht: 5-7

Wt: 169

Born: 1-7-30

Eleventh Year

Getting better every year, he led NFL passers in '62 until hobbled with calf injury . . . ten-year NFL totals show 12,078 yards gained on 864 completions in 1,731 attempts for an even 100 touchdowns . . . threw five TD passes in 42-27 victory over Pittsburgh . . . spent first seven NFL seasons with Washington Redskins, securing law degree from George Washington University . . . now practices law in Dallas.

Cowboys Records

Year	Att.	Comp.	Passing				Int.	Avg.	Gn.	TD
			Yds.	Pct.	Yds.	Pct.				
1960	225	111	1,736	49.3	25	7.7	12			
1961	236	120	1,741	50.9	16	7.6	14			
1962	166	95	1,436	57.2	9	8.7	16			
TOTALS	627	326	4,913	51.9	50	7.9	42			

Year	Rushing				Year	Punting			
	No.	Yds.	Avg.	TD		No.	Yds.	Long	Avg.
1960	16	94	5.9	1	1960	3	99	34	33.0
1961	18	72	4.0	0					
1962	6	—1	—0.2	0					
TOTALS	40	165	4.1	1					

Robert Lilly

Defensive End

TCU

Ht: 6-4

Wt: 251

Born: 7-26-39

Third Year

Cowboys' top choice in their first draft, he was named to NFL All-Rookie team in '61 and to Pro Bowl squad last season . . . consensus All-America tackle at TCU in '60, was called by Coach Abe Martin the best tackle he's ever coached . . . exceptionally strong and agile, he teams with George Andrie to give Cowboys finest young defensive ends in league . . . played high-school football at Throckmorton, Texas, and is now in oil business in Fort Worth.

Cowboys Records Opponent's Fumble Recoveries

Year	No.	Yds. Ret.	Long	TD
1961	1	0	0	0
1962	1	0	0	0
TOTALS	2	0	0	0

Warren Livingston

Defensive Safety

Arizona

Ht: 5-10

Wt: 185

Born: 7-5-38

Third Year

Enjoyed very promising rookie season in '61 before a broken arm forced him to miss last six games . . . injured arm again in '62 training camp and did not regain form last season . . . throughout training season this summer he looked vastly improved . . . a native of Oklahoma, he won several scholastic honors while studying engineering in college . . . now lives in Mesa, Arizona.

Amos Marsh

Fullback

Oregon State

Ht: 6-1

Wt: 225

Born: 5-7-39

Third Year

Enjoyed tremendous rookie season as free agent playing a new position and improved on that in '62 . . . was seventh-leading ball carrier in NFL in '62 and set club records with 101-yard return of kickoff against Eagles and 85-yard TD pass against Rams . . . Northwest sprint champ in spring of '61 with 9.5-second 100 . . . formerly of Grass Valley, California, he now makes his home in Dallas.

Cowboys Records

Rushing					Pass Receiving				
Year	No.	Yds.	Avg.	TD	Year	No.	Yds.	Avg.	TD
1961	84	379	4.1	1	1961	21	189	9.0	2
1962	144	802	5.6	6	1962	35	467	13.3	2
TOTALS	228	1,181	5.2	7	TOTALS	56	656	11.9	4

Kickoff Returns					Punt Returns				
Year	No.	Yds.	Avg.	TD	Year	No.	Yds.	Avg.	TD
1961	26	667	25.7	0	1961	14	71	5.1	0
1962	29	725	25.0	1	1962	3	4	1.3	0
TOTALS	55	1,392	25.3	1	TOTALS	17	75	4.4	0

Dale Mimmelaar**Guard****Wyoming****Ht: 6-2****Wt: 248****Born: 1-15-37****Fifth Year**

Developed into Cowboys' top guard after joining club week preceding final '62 pre-season game . . . spent three seasons with Cardinals, primarily as a tackle . . . played outstanding game in season's opener against Redskins . . . captained Wyoming's 1958 Skyline Conference champions and was all-conference last two seasons . . . four-sport star at Central High School in Goshen, New York.

Year	Cowboys Records		Yds.	Avg.	TD
	Kickoff	Returns			
1962.....	1		0	0	0

Don Meredith**Quarterback****SMU****Ht: 6-2****Wt: 205****Born: 4-10-38****Fourth Year**

Enjoyed his best season in '62, despite early-season slowdown due to hand injury . . . as two-time All-America at SMU, set a three-year NCAA accuracy record of 61 per cent and was named UPI back of the week four times in 1958, only player to rate that distinction . . . and all-state football and basketball player in high school at Mount Vernon, Texas, he now makes Dallas his home.

Year	Att.	Comp.	Cowboys Records		Int.	Avg. Gn.	TD
			Passing	Yds.			
1960.....	68	29	281	42.6	5	4.1	2
1961.....	182	94	1,161	51.2	11	6.7	9
1962.....	212	105	1,679	49.5	8	7.9	15
TOTALS.....	492	228	3,151	49.4	24	6.8	26

Year	No.	Yds.	Avg.	TD
1960.....	3	4	1.3	0
1961.....	22	176	8.0	1
1962.....	21	74	3.5	0
TOTALS.....	46	254	5.5	1

John Meyers**Defensive Tackle****Washington****Ht: 6-6****Wt: 276****Born: 1-16-40****Second Year**

A third-round draft choice of Los Angeles last year, he joined Cowboys in a trade week of final pre-season game and went on to gain a starting job . . . very strong, he could develop into an outstanding defensive tackle . . . won all-coast and all-conference honors at tackle in senior collegiate season after switching from end . . . lives in Richland, Washington.

Year	Cowboys Records		Long	TD
	Opponent's	Fumble Recoveries		
1962.....	1		0	0

Pettis Norman**Offensive End****J. C. Smith College****Ht: 6-3****Wt: 218****Born: 1-4-39****Second Year**

Used basically on specialty teams in 1962, but has blossomed into

one of the most promising members of the 1963 team . . . rated the most improved second year man on the squad, his size, speed and newly developed pass catching ability made him the talk of '63 training season . . . coaches say he can play tight and split end and flanker . . . will probably see action that way this year . . . a free agent in '62 . . . in college he posted 9.7 100-yard dash . . . his home is in Charlotte, N.C.

Cowboys Records					Kickoff Return				
Year	Pass No.	Receiving Yds.	Avg.	TD	Year	No.	Yds.	Avg.	TD
1962	2	34	17.0	0	1962	2	5	2.5	0

Jerry Norton

Defensive Safety

SMU

Ht: 5-11

Wt: 196

Born: 5-16-31

Tenth Year

Joined Cowboys last year after five seasons with Eagles and three seasons with Cardinals in Chicago and St. Louis . . . high point of '62 season was 94-yard TD return of short field-goal attempt against former teammates . . . led NFL in punting and pass interceptions in '60 . . . born in Dallas, he was star basketball and football player at Texarkana, Texas, high school . . . in flooring business in Dallas.

Cowboys Records					Opponent's Fumble Recoveries					
Year	Pass No.	Interceptions Yds.	Long	TD	Year	No.	Yds.	Ret.	Long	TD
1962	2	21	21	0	1962	4	11		11	0
Field-Goal Attempts Returned										
Year	No.	Yds.	Ret.	Long	TD					
1962	2		106	94	1					

Ed Nutting

Offensive Tackle

Georgia Tech

Ht: 6-4

Wt: 246

Born: 2-8-39

Third Year

Joined the Cowboys in '62 in a trade from Cleveland, but saw no action as a knee injury in the early part of training camp resulted in surgery and inactivity the remainder of the year . . . rehabilitated with excellent results in the off season and reported this summer in fine shape . . . won starting job at right offensive tackle during pre-season games . . . makes home in Atlantic Beach, Fla.

Jerry Overton

Wingback

Utah

Ht: 6-2

Wt: 190

Born: 1-24-41

First Year (D15)

Impressed Cowboys coaches when he played for them in Senior Bowl . . . slowed by injuries in sophomore and junior seasons, he got through senior season well . . . averaged 30 yards in kickoff returns in junior year, 5.8 yards per rush and was 18th in nation in KO returns as a senior, second in rushing average . . . moved to defensive safety upon reporting to training camp this year, then switched to flanker . . . impressed with long punt returns in pre-season . . . home is Mar Vista, California.

Don Perkins**Offensive Halfback****New Mexico****Ht: 5-10****Wt: 196****Born 3-4-38****Third Year**

Spark of Cowboys' ground attack, he was sixth-ranked rusher in NFL in '61 and fifth-ranked last season . . . tremendous balance and explosiveness, plus competitive drive, have made him a Pro Bowl selection both seasons and All Pro in '62 . . . gained exactly one mile rushing in first two seasons . . . missed first crack at rookie season in '60 when chronic foot ailment was aggravated in College All-Star workouts . . . native of Waterloo, Iowa, he now lives in Albuquerque, New Mexico.

Cowboys Records

Rushing					Pass Receiving				
Year	No.	Yds.	Avg.	TD	Year	No.	Yds.	Avg.	TD
1961	200	815	4.1	4	1961	32	298	9.3	1
1962	222	945	4.3	7	1962	13	104	8.0	0
TOTALS	422	1,760	4.2	11	TOTALS	45	402	9.1	1

Punt Returns					Kickoff Returns				
Year	No.	Yds.	Avg.	TD	Year	No.	Yds.	Avg.	TD
1961	1	8	8.0	0	1961	22	443	20.1	0

Lance Pimbeuf**Kicker-Guard****Southeastern Louisiana****Ht: 6-3****Wt: 245****Born: 10-11-40****First Year (FA)**

His kicking ability overshadowed collegiate tackle play . . . kicked a 55-yard field goal as senior . . . strong leg has made him consistent at long distances . . . only lately took up punting, but this has improved steadily during the training season . . . lives in Franklin, Louisiana.

Guy Reese**Defensive Tackle****SMU****Ht: 6-5****Wt: 258****Born: 9-22-39****Second Year**

A native of Dallas, he played both high-school and college ball in his hometown . . . named to All-Rookie team last season as exceptionally strong member of young defensive forward wall which was composed of three rookies and one second-year man.

Cowboys Records
Opponent's Fumble Recoveries

Year	No.	Yds.	Long	TD
1962	1	0	0	0

Jim Ridlon**Defensive Halfback****Syracuse****Ht: 6-1****Wt: 181****Born: 7-11-34****Seventh Year**

Came to Cowboys in April in trade for Mike Dowdle . . . third draft choice of 49ers in 1957 after starring on Syracuse's Cotton Bowl team with Jimmy Brown . . . has played all defensive backfield positions for 49ers . . . talented sculptor and artist with several one-man shows to his credit . . . lives in Nanuet, N.Y., with wife and two children and teaches art in Nyack, N.Y., elementary schools.

Raymond Schoenke**Offensive Tackle****S.M.U.****Ht: 6-3****Wt: 234****Born: 9-10-41****First Year (D11)**

All-Southwest Conference and second-team Associated Press All-America in 1962 . . . a native of Hawaii, he has also lived in Europe

... attended high school in Weatherford, Texas, after father retired from Army ... voted sophomore lineman of the year in SWC ... played fullback, guard, tackle, center and linebacker at SMU, after excelling at defensive middle guard as soph ... moved to tackle slot when reported to camp this summer ... plans to make home in Dallas and enter SMU law school.

Jim Ray Smith **Guard** **Baylor**
Ht: 6-3 **Wt: 245** **Born 2-27-32** **Eighth Year**

Came to Cowboys in trade for Monte Clark ... end and tackle in college, he was drafted seventh in 1954 while he still had one year of eligibility ... served nearly two years in Army, joining Browns in mid-season of 1956 ... has since become top guard in Browns history, chosen on all-time Brown All-Star team ... All-Pro in '61 and '62 and has been selected to play in last five Pro Bowl games ... born in West Columbia, Texas, he lives in Dallas with wife and two sons where he's in real estate business.

James Stiger **Offensive Halfback** **Washington**
Ht: 5-11 **Wt: 200** **Born: 1-7-41** **First Year (D19)**

Standout ball carrier in college, he has quickness and agility and early in training camp displayed fine pass catching ability ... played fullback and halfback at Washington, gaining 582 yards and averaging 4.5 yards as a junior ... played on Bakersfield (Calif.) Junior College Little Rose Bowl Team ... from Corcoran, Calif.

Don Talbert **Offensive Tackle** **Texas**
Ht: 6-5 **Wt: 240** **Born: 3-1-39** **Second Year**

A future eighth-round choice in '60, he played defensive end and linebacker as well as offense ... All-America tackle on outstanding '61 Texas team ... from Texas City, Texas.

Cowboys Records
Kickoff Returns

Year	No.	Yds.	Avg.	TD
1962.....	1	0	0	0

Jerry Tubbs **Linebacker** **Oklahoma**
Ht: 6-3 **Wt: 218** **Born 1-23-35** **Seventh Year**

Cowboys defensive mainstay for three years, he won All Pro honors in '62 and starred in East's victory in '63 Pro Bowl ... holds team records for most assisted and unassisted tackles in a single game and season ... won Walter Camp Award as nation's top college player in '56 ... a native of Breckenridge, Texas, he now lives in Dallas suburb of Richardson.

Cowboys Records

Pass Interceptions					Opponent's Fumble Recoveries						
Year	No.	Yds.	Ref.	Long	TD	Year	No.	Yds.	Ref.	Long	TD
1960	1	5		5	0	1961	1	8		8	0
1961	3	33		33	0	1962	1	0		0	0
1962	4	35		21	0	TOTALS	2	8		8	0
TOTALS	8	73		33	0						

ALPHABETICAL ROSTER

No.	Name—	Pos.	No.	Name—	Pos.
66	Andrie, George	DE	55	Jordan, Lee Roy	LB
38	Baker, Sam	K-FB	14	LeBaron, Eddie	QB
44	Bishop, Don	DHB	74	Lilly, Robert	DE
77	Brock, Clyde	DT	41	Livingston, Warren	DS
22	Bullocks, Amos	OHB	31	Marsh, Amos	FB
82	Clarke, Frank	OHB	70	Memmelaar, Dale	G
53	Connelly, Mike	C	17	Meredith, Don	QB
52	Edwards, Dave	LB	78	Meyers, John	DT
83	Folkins, Lee	OE	84	Norman, Pettis	OE
75	Fry, Bob	OT	25	Norton, Jerry	DS
27	Gaechter, Mike	DS	76	Nutting, Ed	OT
11	Gibbs, Guy	QB	20	Overton, Jerry	OHB
34	Green, Cornell	DHB	43	Perkins, Don	OHB
21	Gregory, Glynn	OE	62	Poimbeauf, Lance	K-G
35	Hammack, Mal	FB	68	Reese, Guy	DT
56	Hays, Harold	LB	42	Ridlon, Jim	DHB
67	Houser, John	OT	65	Schoenke, Raymond	OT
54	Howley, Chuck	LB	64	Smith, Jim Ray	G
81	Howton, Bill	OE	40	Stiger, James	OHB
51	Hoyem, Lynn	C-G	71	Talbert, Don	OT
60	Isbell, Joe Bob	G	50	Tubbs, Jerry	LB

NEW FACES IN 1963

Guy (Sonny) Gibbs—Drafted on second round as "future" in 1961.

Mal Hammack—Acquired in trade with St. Louis Cardinals.

Harold Hays—Drafted on fourteenth round as "future" in 1961.

Lee Roy Jordan—Drafted on first round in 1962.

Jerry Overton—Drafted on fifteenth round in 1962.

Lance Poimbeauf—Signed as free agent.

Jim Ridlon—Acquired in trade with San Francisco 49ers.

Raymond Schoenke—Drafted on eleventh round in 1962.

Jim Ray Smith—Acquired in trade with Cleveland Browns.

James Stiger—Drafted on nineteenth round in 1962.

POSITION ROSTER

OFFENSE

	Tight Ends		Tackles		Halfbacks
83	Lee Folkins	75	Bob Fry	43	Don Perkins
84	Pettis Norman	76	Ed Nutting	22	Amos Bullocks
	Split Ends	65	Ray Schoenke	40	James Stiger
81	Bill Howton	67	John Houser		Fullbacks
21	Glynn Gregory	71	Don Talbert	31	Amos Marsh
84	Pettis Norman		Centers	35	Mal Hammack
	Guards	53	Mike Connelly	38	Sam Baker
64	Jim Ray Smith	51	Lynn Hoyem		Quarterbacks
60	Joe Bob Isbell		Flanker backs	14	Eddie LeBaron
70	Dale Memmelaar	82	Frank Clarke	17	Don Meredith
67	John Houser	84	Pettis Norman	11	Guy Gibbs
51	Lynn Hoyem	20	Jerry Overton		
62	Lance Pimbeouf				

DEFENSE

	Ends		Linebackers		Halfbacks
74	Robert Lilly	50	Jerry Tubbs	44	Don Bishop
66	George Andrie	55	Lee Roy Jordan	34	Cornell Green
77	Clyde Brock	54	Chuck Howley	42	Jim Ridlon
	Tackles	56	Harold Hays	20	Jerry Overton
68	Guy Reese	52	Dave Edwards		Safeties
78	John Meyers			27	Mike Gaechter
77	Clyde Brock			41	Warren Livingston
				42	Jim Ridlon
				25	Jerry Norton

Pronunciation Guide

No.	Name	Pronounce It
66	George Andrie	AN-dree
27	Mike Gaechter	GEK-tur
70	Dale Memmelaar	MEM-uh-lar
63	Lance Pimbeouf	POIM-buff
65	Raymond Schoenke	SHAWN-Key
40	James Stiger	STY-gur

Dallas Cowboys 1963 Roster

No.	Player	Pos.	Ht.	Wt.	Age.	Yr.	College	Hometown
11	Gibbs, Guy	QB	6-7	235	22	1	TCU	Graham, Texas
14	LeBaron, Eddie	QB	5-7	169	33	11	C.O.P.	Dallas, Texas
17	Meredith, Don	QB	6-2	205	25	4	S.M.U.	Dallas, Texas
20	Overton, Jerry	OHB	6-2	190	22	1	Utah	Mar Vista, Calif
21	Gregory, Glynn	OE	6-2	195	24	3	S.M.U.	Dallas, Texas
22	Bullocks, Amos	OHB	6-1	202	24	2	So. Illinois	Chicago, Illinois
25	Norton, Jerry	DS	5-11	196	33	10	S.M.U.	Dallas, Texas
27	Gaechter, Mike	DS	6-0	196	23	2	Oregon	W. Lancaster, Calif.
31	Marsh, Amos	FB	6-1	225	24	3	Oregon State	Grass Valley, Calif.
34	Green, Cornell	DHB	6-4	220	23	2	Utah State	Richmond, Calif.
35	Hammack, Mal	FB	6-2	205	30	8	Florida	St. Louis, Mo.
38	Baker, Sam	K-FB	6-2	220	32	9	Oregon State	Tacoma, Washington
40	Stiger, James	OHB	5-11	200	22	1	Washington	Corcoran, Calif.
41	Livingston, Warren	DS	5-10	185	25	3	Arizona	Mesa, Arizona
42	Ridlon, Jim	DHB	6-1	181	28	7	Syracuse	Nanuet, New York
43	Perkins, Don	OHB	5-10	196	25	3	New Mexico	Albuquerque, N.M.
44	Bishop, Don	DHB	6-1	215	29	5	City Col., LA.	Los Angeles, Calif.
50	Tubbs, Jerry	LB	6-3	218	28	7	Oklahoma	Richardson, Texas
51	Hoyem, Lynn	C-G	6-4	253	23	2	Long Beach	Redondo Beach, Cal.

20

52	Edwards, Dave	LB	6-2	213	24	1	Auburn	Abbeville, Ala.
53	Connelly, Mike	C	6-3	242	27	4	Utah State	Pasadena, Calif.
54	Howley, Chuck	LB	6-3	223	27	5	W. Virginia	Wheeling, W.Va.
55	Jordan, Lee Roy	LB	6-1	215	22	1	Alabama	Abbeville, Ala.
56	Hays, Harold	LB	6-3	235	22	1	Southern Miss.	Hattiesburg, Miss.
60	Isbell, Joe Bob	G	6-1	250	23	2	Houston	Houston, Texas
62	Poimbeauf, Lance	K-G	6-3	245	23	1	S.W. La	Franklin, Louisiana
64	Smith, Jim Ray	G	6-3	245	31	8	Baylor	Dallas, Texas
65	Schoenke, Ray	OT	6-3	234	21	1	S.M.U.	Dallas, Texas
66	Andrie, George	DE	6-7	264	23	2	Marquette	Grand Rapids, Mich.
67	Houser, John	OT	6-4	245	28	5	Redlands	Van Nuys, Calif.
68	Reese, Guy	DT	6-5	258	23	2	S.M.U.	Dallas, Texas
70	Memmelaar, Dale	G	6-2	248	26	5	Wyoming	Goshen, New York
71	Talbert, Don	OT	6-5	240	24	2	Texas	Texas City, Texas
74	Lilly, Bob	DE	6-4	251	24	3	T.C.U.	Throckmorton, Texas
75	Fry, Bob	OT	6-4	238	32	9	Kentucky	Cincinnati, Ohio
76	Nutting, Ed	OT	6-4	246	24	3	Georgia Tech	Atlantic Beach, Fla.
77	Brock, Clyde	DT	6-5	268	23	2	Utah State	Ogden, Utah
78	Meyers, John	DT	6-6	276	23	2	Washington	Richland, Wash.
81	Howton, Bill	OE	6-2	194	33	11	Rice	Houston, Texas
82	Clarke, Frank	OHB	6-1	215	29	7	Colorado	Dallas, Texas
83	Folkins, Lee	OE	6-5	220	24	3	Washington	Seattle, Washington
84	Norman, Pettis	OE	6-3	218	23	2	J. C. Smith	Charlotte, N.C.

21

COWBOYS OPPONENTS

ST. LOUIS CARDINALS

Sept. 14 in Dallas
Dec. 15 in St. Louis

5100 Oakland Ave.
St. Louis 10, Mo.

President — Charles W. Bidwell
Publicity Director — Joe Pollack
Office Phone — JE 1-6400
Home Phone — PA 5-7181
Colors — Cardinal Red and White
Busch Stadium 32,801 Cap.



LEMM

JOHNSON

1962 Record — Won 4, Lost 9, Tied 1; All-Time Record — Won 177, Lost 267, Tied 26.

Coaching Staff — Wally Lemm (second year), Chuck Drulis, Ray Prochaska, Fran Polsfoot, Don Shroyer, Charley Trippi.

Series History — The Cardinals have won all five previous meetings, the only Eastern Conference team the Cowboys have never defeated. The Cards also defeated the Cowboys in the 1960 pre-season, only pre-season meeting between the two clubs.

Regular-season scores were 12-10 in 1960, 31-17 and 31-13 in 1961, 28-24 and 52-20 in 1962. The 52 points scored by the Cards on Dec. 9, 1962, are the most points ever scored against the Cowboys. In that game, former Card Jerry Norton returned a short-field goal attempt 94 yards for a Cowboys touchdown.

1962 Team Leaders

Rushing — John David Crow, 192 carries, 751 yards, 14 touchdowns, 3.9 average; Prentice Gautt, 114 carries, 470 yards, 2 touchdowns, 4.1 average.

Passing — Charley Johnson, 308 attempts, 150 completions, 2,440 yards, 16 touchdowns, 20 interceptions; Sam Etcheverry, 106 attempts, 58 completions, 707 yards, 2 touchdowns, 10 interceptions.

Receiving — Sonny Randle, 63 receptions, 1,158 yards, 7 touchdowns; Bobby Joe Conrad, 62 receptions, 954 yards, 4 touchdowns; Taz Anderson, 35 receptions, 535 yards, 3 touchdowns.

1962 Results

27	Philadelphia	21
0	Green Bay	17
14	Washington	24
14	New York	31
17	Washington	17
7	Cleveland	34
28	Dallas	24
28	New York	31
17	Pittsburgh	26
14	Cleveland	38
17	San Francisco	24
7	Pittsburgh	19
52	Dallas	20
45	Philadelphia	35
287	TOTALS	361

1963 Schedule

(Home games start at 1:35 p.m.)

Sept. 14	—Dallas(N)*
Sept. 22	—Phila.*
Sept. 29	—Pitts.*
Oct. 6	—Minnesota*
Oct. 13	—Pitts.(X)
Oct. 20	—G. Bay(X)
Oct. 27	—Wash.*
Nov. 3	—New York
Nov. 10	—Washing.
Nov. 17	—Cleveland*
Nov. 24	—New York*
Dec. 1	—Cleveland
Dec. 8	—Philadelphia
Dec. 15	—Dallas
	° Away
	(N)Night game
	(X)Starts 1:35 p.m.

St. Louis Cardinals 1963 Roster

Name	No.	Pos.	Ht.	Wt.	Age	Yr.	School
Anderson, Taz	85	OE	6-2	200	24	3	Georgia Tech
Bakken, Jim	25	K-DHB	6-0	200	23	2	Wisconsin
Boyette, Garland	50	LB	6-1	225	23	2	Grambling
Brumm, Donald	86	DE	6-3	225	20	1	Purdue
Bryant, Chuck	87	OE	6-2	220	22	2	Ohio State
Burson, Jim	49	DHB	6-0	180	21	1	Auburn
Childress, Joe	35	OHB	6-0	200	30	8	Auburn
Conrad, Bobby Joe	40	OHB	6-2	195	28	6	Texas A&M
Cook, Ed	75	OT	6-2	240	30	6	Notre Dame
Crow, John David	44	OHB	6-2	215	28	6	Texas A&M
DeMarco, Bob	61	C	6-3	240	25	3	Dayton
Echols, Fate	63	OT	6-1	260	24	2	Northwestern
Estes, Don	66	G	6-4	240	23	1	L.S.U.
Fischer, Pat	37	DHB	5-10	165	23	3	Nebraska
Gambrell, Bill	3	OE	5-10	175	21	1	South Carolina
Gault, Prentice	22	OHB	6-2	200	25	4	Oklahoma
Goode, Irv	55	OT	6-4	245	22	2	Kentucky
Gray, Ken	64	G	6-2	240	27	6	Howard Payne
Henke, Ed	80	DE	6-4	230	35	11	U.S.C.
Hill, Jimmy	41	DHB	6-2	190	33	9	Sam Houston
Humphrey, Buddy	11	QB	6-0	197	26	4	Baylor
Johnson, Charley	12	QB	6-0	190	24	3	N. Mexico State
Koman, Bill	34	LB	6-2	230	28	8	North Carolina
McMillan, Ernie	73	OT	6-6	255	25	3	Illinois
Meinert, Dale	62	LB	6-2	220	30	6	Oklahoma
Owens, Don	70	DT	6-5	255	31	7	Miss. Southern
Owens, Luke	78	DE	6-2	255	29	7	Kent State
Paremore, Bob	23	OHB	5-11	190	22	1	Florida A&M
Perry, Gerry	79	K-G	6-4	240	33	9	California
Randle, Sonny	88	OE	6-2	187	27	5	Virginia
Redmond, Tom	65	G	6-5	240	26	4	Vanderbilt
Reynolds, Bob	71	DT	6-6	256	22	1	Bowling Green
Robb, Joe	84	DE	6-3	230	26	5	TCU
Rushing, Marion	52	LB	6-2	210	25	3	Southern Ill.
Silas, Sam	72	OT	6-4	250	20	1	So. Illinois
Smith, Jackie	82	OHB	6-4	205	22	1	N.W. Louisiana
Stacy, Billy	24	DHB	6-1	190	27	5	Miss. State
Stallings, Larry	67	DE	6-2	225	21	1	Georgia Tech
Stovall, Jerry	21	D-OHB	6-2	195	21	1	L.S.U.
Symank, John	31	DHB	5-11	180	28	7	Florida
Thornton, Bill	36	FB	6-1	205	23	1	Nebraska
Triplett, Bill	38	DHB	6-2	210	23	2	Miami (Ohio)
Wilson, Larry	8	DHB	6-0	185	25	4	Utah

COWBOYS OPPONENTS

CLEVELAND BROWNS

Sept. 22 in Dallas
Nov. 24 in Cleveland

Cleveland Stadium
Tower B

Cleveland 14, Ohio

President — Arthur B. Modell


Publicity — Marsh Samuel

Office Phone — TO 1-3400

Home Phone — ED 1-0708

Colors — Seal Brown, Orange trim,
White with Silver

Municipal Stadium 78,166 Cap.



COLLIER

BROWN

1962 Record — Won 7, Lost 6, Tied 1; All-Time Record — Won 167, Lost 54, Tied 8.

Coaching Staff — Blanton Collier (first year), Paul Bixler, Howard Brinker, Dub Jones, Dick Evans, Fritz Heisler, Eddie Ulinski.

Series History — After four straight losses, the Cowboys rolled up their biggest score in history against the Browns in 1962 for a 45-21 victory. Cleveland had earlier won by 19-10 in a fine defensive battle.

Results the first two seasons were 48-7 in 1960 and 25-7 and 38-17 in 1961. In the '60 meeting, Bobby Mitchell scored three times on a 30-yard run, a 46-yard pass and a 90-yard kickoff return. In the 1961 game in Dallas, Bernie Parrish and Vince Costello ran fumbles back for touchdowns in the first period.

1962 Results

17	New York	7
16	Washington	17
7	Philadelphia	35
19	Dallas	10
14	Baltimore	36
34	St. Louis	7
41	Pittsburgh	14
14	Philadelphia	14
9	Washington	17
38	St. Louis	14
35	Pittsburgh	14
21	Dallas	45
13	San Francisco	10
291	TOTALS	257

1963 Schedule

(Home games start at 2:05 p.m.)
Sept. 15—Washing.
Sept. 22—Dallas*
Sept. 29—L. A.
Oct. 5—Pitts.(N)
Oct. 13—New York*
Oct. 20—Philadelphia
Oct. 27—New York
Nov. 3—Phila.*
Nov. 10—Pittsburgh*
Nov. 17—St. Louis
Nov. 24—Dallas
Dec. 1—St. Louis*
Dec. 8—Detroit*
Dec. 15—Washing.*
* Away
(N) Saturday night

1962 Team Leaders

Rushing — Jimmy Brown, 230 carries, 996 yards, 13 touchdowns, 4.3 average; Frank Ryan, 42 carries, 242 yards, 1 touchdown, 5.8 average.

Passing — Frank Ryan, 194 attempts, 112 completions, 1,541 yards, 10 touchdowns, 7 interceptions; Jim Ninowski, 173 attempts, 87 completions, 1,188 yards, 7 touchdowns, 8 interceptions.

Receiving — Jimmy Brown, 47 receptions, 519 yards, 5 touchdowns; Rich Kreitling, 43 receptions, 659 yards, 3 touchdowns; Ray Renfro, 31 receptions, 638 yards, 3 touchdowns.

Cleveland Browns 1963 Roster

Name	No.	Pos.	Ht.	Wt.	Age	Yr.	School
Baker, Frank	38	OHB	6-2	215	22	1	Toledo
Benz, Larry	23	DHB	5-11	185	22	1	Northwestern
Biodrowski, D.	81	DE	6-1	245	23	1	Memphis State
Bohovich, Reed	71	OT	6-1	260	22	2	Lehigh
Brewer, Johnny	83	OE	6-4	235	26	3	Mississippi
Brown, Jim	32	FB	6-2	223	27	7	Syracuse
Brown, John	73	OT	6-2	248	24	2	Syracuse
Collins, Gary	86	OE	6-4	208	22	2	Maryland
Costello, Vince	50	LB	6-0	228	30	7	Ohio Univ.
Crespino, Bob	42	OE	6-4	225	25	3	Mississippi
Fichtner, Ross	20	DHB	6-0	185	24	4	Purdue
Fiss, Galen	35	LB	6-0	227	32	8	Kansas
Franklin, Bob	24	DHB	5-11	182	26	4	Mississippi
Gain, Bob	79	DT	6-3	260	34	11	Kentucky
Glass, Bill	80	DE	6-5	255	27	6	Baylor
Goosby, Tom	64	LB	6-1	235	24	1	B-Wallace
Green, Ernie	28	OHB	6-2	205	24	2	Louisville
Groza, Lou	76	K	6-3	250	39	13	Ohio State
Hickerson, Gene	66	G	6-3	248	28	6	Mississippi
Houston, Jim	82	DE	6-3	240	25	4	Ohio State
Hutchinson, Tom	87	OE	6-1	190	22	1	Kentucky
Kanicki, Jim	69	DT	6-4	259	21	1	Michigan State
Kreitling, Rich	88	OE	6-2	208	27	5	Illinois
Lucci, Mike	52	LB	6-2	223	23	2	Tennessee
McNeil, Clifton	85	OE	6-3	185	22	1	Grambling
Morrow, John	56	C	6-3	248	30	7	Michigan
Morze, Frank	58	C	6-4	280	30	7	Boston College
Ninowski, Jim	15	QB	6-1	207	27	6	Michigan State
Parker, Frank	71	DT	6-5	255	23	2	Oklahoma State
Parrish, Bernie	30	DHB	5-11	195	27	5	Florida
Renfro, Ray	26	OHB	6-1	192	32	12	N. Texas State
Ryan, Frank	13	QB	6-3	200	27	6	Rice
Scales, Charley	36	OHB	5-11	215	25	4	Indiana
Schafraath, Dick	77	OT	6-3	255	26	5	Ohio State
Shoals, Roger	75	OT	6-4	250	22	1	Maryland
Shofner, Jim	44	DHB	6-1	192	27	6	TCU
Shorter, Jim	40	DHB	5-11	186	25	2	Detroit
Tidmore, Sam	54	LB	6-1	225	24	2	Ohio State
Webb, Ken	43	FB	5-10	205	27	6	Presbyterian
Wiggin, Paul	84	DE	6-3	245	28	7	Stanford
Wooten, John	60	G	6-3	250	26	5	Colorado

COWBOYS OPPONENTS

WASHINGTON REDSKINS

Sept. 29 in Washington

Nov. 3 in Dallas

Ninth and H Sts., N.W.

Washington, D.C.

President — George P. Marshall

Publicity — Joe Blair

Office Phone — DI 7-6140

Home Phone — WA 7-0479

(AC 301)

Colors — Burgundy and Old Gold
Washington Stadium 50,000 Cap.



McPEAK

MITCHELL

1962 Record — Won 5, Lost 7, Tied 2; All-Time Record — Won 142, Lost 147, Tied 15.

Coaching Staff — Bill McPeak (third year), Abe Gibrion, Ted Marchibroda, Tim Temerario, Ray Willsey, Bucko Kilroy.

Series History — Two of the five meetings have resulted in ties, both in the Cotton Bowl. It was 28-28 in 1961 and 35-35 in last year's opener. In '61, the Cowboys trailed by 14 points at one time and in '62, the Redskins twice trailed by 14 points.

In their first meeting, the Redskins won 26-14. But Eddie LeBaron and Dick Bielski got the Cowboys in the record book with a two-inch touchdown pass — shortest in NFL history.

The Redskins won the '61 meeting in Washington 34-24. In Washington last season, the Cowboys scored a 38-10 victory. Washington went into that game in second place in the Eastern Conference with only one defeat in its first seven games. The crowd of 49,888 was the largest ever to see a sporting event in D.C. history.

1962 Results

35	Dallas	35
17	Cleveland	16
24	St. Louis	14
20	Los Angeles	14
17	St. Louis	17
27	Philadelphia	21
34	New York	49
10	Dallas	38
17	Cleveland	9
21	Pittsburgh	23
24	New York	42
14	Philadelphia	37
21	Baltimore	34
21	Pittsburgh	24
302	TOTALS	373

1963 Schedule

(Home games start at 2:05 p.m.)	
Sept. 15	—Cleve.*
Sept. 21	—L. A. (N)*
Sept. 29	—Dallas
Oct. 6	—New York
Oct. 13	—Phila.
Oct. 20	—Pitts.*
Oct. 27	—St. Louis
Nov. 3	—Dallas*
Nov. 10	—St. Louis*
Nov. 17	—Pittsburgh
Nov. 24	—Phila.*
Dec. 1	—Baltimore
Dec. 8	—New York*
Dec. 15	—Cleveland
* Away	
(N) night game	

1962 Team Leaders

Rushing — Billy Barnes, 159 carries, 492 yards, 3 touchdowns, 3.1 average; Dave Bosseler, 93 carries, 336 yards, 2 touchdowns, 3.6 average.

Passing — Norm Snead, 354 attempts, 184 completions, 2,926 yards, 22 touchdowns, 22 interceptions; Galen Hall, 32 attempts, 19 completions, 274 yards, 2 touchdowns, 1 interception.

Receiving — Bobby Mitchell, 72 receptions, 1,384 yards, 11 touchdowns; Fred Dugan, 36 receptions, 466 yards, 5 touchdowns; Dave Bosseler, 32 receptions, 258 yards, no touchdowns.

Washington Redskins 1963 Roster

Name	No.	Pos.	Ht.	Wt.	Age	Yr.	School
Anderson, Bill	42	OE	6-3	215	27	6	Tennessee
Barnes, Billy	32	OHB	5-11	195	28	7	Wake Forest
Baughan, Joe	76	DT	6-3	230	23	1	Auburn
Bosseler, Don	31	FB	6-1	212	27	7	Miami (Fla)
Breedlove, Rod	63	LB	6-2	227	24	4	Maryland
Butsko, Harry	52	LB	6-3	220	22	1	Maryland
Crabb, Claude	23	DHB	6-1	197	23	2	Colorado
Cunningham, Jim	30	FB	5-11	224	24	3	Pittsburgh
Davidson, Ben	75	DT	6-8	275	23	3	Washington
Dugan, Fred	87	OE	6-3	194	28	6	Dayton
Elmore, Doug	48	DHB	6-0	188	23	2	Mississippi
Foster, Rodney	66	G	6-1	232	23	1	Ohio State
Francis, Dave	39	FB	6-1	210	22	1	Ohio State
Hackbart, Dale	46	DHB	6-4	208	25	4	Wisconsin
Hageman, Fred	50	C	6-5	242	26	3	Kansas
Hall, Galen	17	QB	5-10	216	23	2	Penn State
Hatcher, Ron	36	FB	5-11	215	24	2	Michigan State
Izo, George	15	QB	6-3	214	25	4	Notre Dame
Jackson, Leroy	22	OHB	6-0	190	23	2	Western Illinois
James, Dick	47	OHB	5-9	179	29	8	Oregon
Junker, Steve	80	OE	6-3	221	28	6	Xavier
Kelley, Gordon	51	LB	6-4	230	25	4	Georgia
Khayat, Bob	60	G	6-2	230	25	3	Mississippi
Khayat, Ed	74	DT	6-4	245	28	7	Tulane
Mattson, Riley	73	OT	6-4	257	24	3	Oregon
Miller, Allen	55	LB	6-0	228	23	2	Ohio Univ.
Mitchell, Bob	49	OHB	6-0	195	28	6	Illinois
Nisby, John	62	G	6-0	247	27	7	U. of Pacific
O'Brien, Fran	61	OT	6-1	260	27	5	Michigan State
Paluck, John	86	DE	6-2	252	28	6	Pittsburgh
Pellegrini, Bob	53	LB	6-3	235	28	7	Maryland
Promuto, Vince	65	G	6-1	241	25	4	Holy Cross
Richter, Pat	88	OE	6-5	229	22	1	Wisconsin
Rutgens, Joe	72	DT	6-2	265	24	3	Illinois
Sample, John	26	DHB	6-1	200	26	6	Maryland State
Sanders, Lonnie	40	DHB	6-3	200	20	1	Michigan State
Snead, Norman	16	QB	6-4	215	24	3	Wake Forest
Snidow, Ron	78	DT	6-4	245	21	1	Oregon
Steffen, Jim	41	DHB	6-0	200	26	5	U.C.L.A.
Stynchula, Andy	71	DE	6-3	257	24	4	Penn State
Toneff, Bob	79	DT	6-3	275	33	11	Notre Dame

COWBOYS OPPONENTS

PHILADELPHIA EAGLES

Oct. 6 in Philadelphia

Nov. 17 in Dallas

15th and Locust Sts.

Philadelphia 2, Pa.

President — Frank L. McNamee

Publicity — Ed Hogan

Office Phone — PE 5-4014

Home Phone — LI 9-2496

Colors — Kelly Green and White

Franklin Field 60,546 Cap.



SKORICH



JURGENSEN

1962 Record — Won 3, Lost 10, Tied 1; All-Time Record — Won 154, Lost 183, Tied 14.

Coaching Staff — Nick Skorich (third year), Jerry Williams, Laurie Niemi, Sonny Grandelius, Chuck Cherundolo, Steve Van Buren (scout).

Series History — The Cowboys have won only one time in five meetings and that one was a record-setter. It was their first 1962 meeting which the Cowboys won, 41-19. Amos Marsh returned a kickoff 101 yards for a touchdown and Mike Gaechter scored on a 100-yard pass interception, only time in the history of the NFL that a team had two 100-yard plays in one game.

The Eagles blocked two Cowboys extra point tries in their first meeting to win, 27-25. The Cowboys have missed only one other extra point in their history and it, too, cost them a tie (33-34 to Chicago in '62). In '61 the Eagles won, 43-7 and 35-13. In their other '62 meeting, the Eagles scored a 28-14 victory.

1962 Results

21	St. Louis	27
13	New York	29
35	Cleveland	7
7	Pittsburgh	13
19	Dallas	41
21	Washington	27
21	Minnesota	31
14	Cleveland	14
0	Green Bay	49
14	New York	19
28	Dallas	14
37	Washington	14
17	Pittsburgh	26
35	St. Louis	14
282	TOTALS	325

1963 Schedule

(Home games start at 1:35 p.m.)
Sept. 15—Pittsburgh
Sept. 22—St. Louis
Sept. 29—New York
Oct. 6—Dallas
Oct. 13—Wash.*
Oct. 20—Cleveland*
Oct. 27—Chicago*
Nov. 3—Cleveland
Nov. 10—New York*
Nov. 17—Dallas*
Nov. 24—Wash.(X)
Dec. 1—Pittsburgh*
Dec. 8—St. Louis*
Dec. 15—Minn.(X)
* Away
(X) 1:05 p.m. kickoff

1962 Team Leaders

Rushing — Tim Brown, 137 carries, 545 yards, 5 touchdowns, 4.0 average; Clarence Peaks, 137 carries, 447 yards, 3 touchdowns, 3.3 average.

Passing — Sonny Jurgensen, 336 attempts, 196 completions, 3,261 yards, 22 touchdowns, 26 interceptions; King Hill, 61 attempts, 31 completions, 361 yards, no touchdowns, 5 interceptions.

Receiving — Tommy McDonald, 58 receptions, 1,146 yards, 10 touchdowns; Tim Brown, 52 receptions, 849 yards, 6 touchdowns; Clarence Peaks, 39 receptions, 347 yards, no touchdowns; Pete Retzlaff, 30 receptions, 548 yards, 3 touchdowns.

Philadelphia Eagles 1963 Roster

Name	No.	Pos.	Ht.	Wt.	Age	Yr.	School
Baughan, Maxie	55	LB	6-1	226	25	4	Georgia Tech
Brown, Tim	22	OB	5-11	200	26	5	Ball St. Tchrs.
Burroughs, Don	45	DB	6-4	190	32	9	Colorado State
Byrne, Bill	66	OG	6-0	240	22	1	Boston College
Caffey, Lee Roy	52	OB-LB	6-3	230	23	1	Texas A&M
Carr, Jimmy	21	DB	6-2	205	30	7	Morris Harvey
Case, Pete	67	OG	6-3	237	22	2	Georgia
Cassady, H.	41	OE	5-10	185	29	8	Ohio State
Clark, Mike	84	K-OE	6-1	200	22	1	Texas A&M
Cross, Irv	27	DB	6-1	192	24	3	Northwestern
Crossan, Dave	53	OG-OC	6-2	235	23	1	Maryland
Dean, Ted	35	OB	6-2	210	25	4	Wichita
Dudley, Paul	28	OB	6-0	185	23	2	Arkansas
Fuller, Frank	72	DT	6-4	260	33	9	Kentucky
Goodwin, Ronnie	31	OB	6-0	170	21	1	Baylor
Graham, Dave	78	OT-OG	6-3	240	24	1	Virginia
Gregory, Ken	80	OE	6-1	190	26	3	Whittier
Gunnels, Riley	74	DT	6-3	250	26	4	Georgia
Harrison, Bob	42	LB	6-2	220	26	5	Oklahoma
Heck, Ralph	43	LB	6-2	220	22	1	Colorado
Hill, King	10	QB	6-3	213	26	6	Rice
Hord, Roy	64	OG	6-4	250	28	4	Duke
Jurgensen, Sonny	9	QB	6-0	200	29	7	Duke
Keys, Howards	61	OC-G-T	6-3	240	28	4	Oklahoma State
Lewis, Joe	71	DT	6-2	250	27	6	Compton
Lloyd, Dave	52	CLB	6-3	248	27	5	Georgia
Lucas, Dick	87	OE	6-2	215	29	6	Boston College
McClellan, Mike	23	DB	6-1	185	24	2	Oklahoma
McCusker, Jim	75	OT	6-2	245	27	6	Pittsburgh
McDonald, Tommy	25	FL	5-10	172	29	7	Oklahoma
Mansfield, Ray	77	DE-DT	6-3	250	22	1	Washington U.
Mazzanti, Jerry	62	OT-DT	6-3	225	23	1	Arkansas
Mills, Dick	65	G	6-3	240	23	3	Pittsburgh
Nocera, John	29	LB	6-1	220	29	5	Iowa
Peaks, Clarence	26	OB	6-1	220	28	7	Michigan State
Quinlan, Bill	83	DE	6-3	250	31	7	Michigan State
Ramsey, Nate	24	OB	6-1	195	22	1	Indiana
Retzlaff, Pete	44	OE	6-1	210	32	8	S. Dakota State
Richards, Bobby	68	DE	6-2	240	24	2	L.S.U.
Sapp, Theron	30	OB	6-1	200	28	5	Georgia
Schrader, Jim	51	OC	6-3	250	31	9	Notre Dame
Scotti, Ben	48	DB	6-1	186	26	5	Maryland
Skaggs, Jim	70	OT-DT	6-2	230	23	1	Washington U.
Smith, J. D.	76	OT	6-5	250	27	5	Rice
Smith, Ralph	85	OE	6-2	230	24	2	Mississippi
Stafford, Dick	86	DE	6-4	270	23	2	Texas Tech
Woodschick, Tom	37	OB-DB	6-0	210	21	1	West Virginia
Woulfe, Mike	63	LB	6-2	225	24	2	Colorado

COWBOYS OPPONENTS

DETROIT LIONS

Oct. 13 in Dallas

1401 Michigan Ave.
Detroit 16, Mich.

President — William Clay Ford

Publicity — Bud Erickson

Office Phone — WO 5-6644

Home Phone — WO 5-6885

Colors — Honolulu Blue and Silver

Tiger Stadium 52,555 Cap.



WILSON

SCHMIDT

1962 Record — Won 11, Lost 3; All-Time Record — Won 180, Lost 156, Tied 11.

Coaching Staff — George Wilson (seventh year), Les Bingaman, Aldo Forte, Don Doll, Ray McLean.

Series History — The Lions defeated the Cowboys, 23-14, in the final game of the 1960 season, their only previous regular-season meeting. Full-back Nick Pietrosante scored on runs of 43 and 40 yards and totaled 142 yards on 21 carries. Eddie LeBaron hit 18 of 27 passes for the Cowboys as they ran up 24 first downs to 17 for the Lions.

Detroit got three touchdowns in a nine-minute span of the third period in a 1962 pre-season game to defeat the Cowboys, 35-24.

The teams also scheduled a Sept. 7 meeting in New Orleans this season as the first game of a doubleheader. The Chicago Bears and Baltimore Colts were the other teams involved.

1962 Team Leaders

Rushing — Dan Lewis, 120 carries, 488 yards, 6 touchdowns, 4.1 average; Tom Watkins, 113 carries, 485 yards, 3 touchdowns, 4.3 average; Nick Pietrosante, 134 carries, 445 yards, 2 touchdowns, 3.3 average.

Passing — Milt Plum, 325 attempts, 179 completions, 2,378 yards, 15 touchdowns, 20 interceptions; Earl Morrall, 52 attempts, 32 completions, 449 yards, 4 touchdowns, 4 interceptions.

Receiving — Gail Cogdill, 53 receptions, 991 yards, 7 touchdowns; Pat Studstill, 36 receptions, 479 yards, 4 touchdowns; Jim Gibbons, 33 receptions, 318 yards, 2 touchdowns.

1962 Results

45	Pittsburgh	7
40	San Francisco	24
29	Baltimore	20
7	Green Bay	9
13	Los Angeles	10
14	New York	17
11	Chicago	3
12	Los Angeles	3
38	San Francisco	24
17	Minnesota	6
26	Green Bay	14
21	Baltimore	14
37	Minnesota	23
0	Chicago	3
315	TOTALS	177

1963 Schedule

(Home games start at 1:36 p.m.)
 Sept. 14—L. A.° (N)
 Sept. 22—G. Bay(X)
 Sept. 29—Chicago
 Oct. 6—San Fran.
 Oct. 13—Dallas°
 Oct. 20—Baltimore
 Oct. 27—Minnesota
 Nov. 3—San Fran.°
 Nov. 10—Baltimore°
 Nov. 17—Los Angeles
 Nov. 24—Minnesota°
 Nov. 28—G. Bay(XX)
 Dec. 8—Cleveland
 Dec. 15—Chicago°
 ° Away
 (N) Saturday night
 (X) at Milwaukee
 (XX) Thanksgiving Day.

Detroit Lions 1963 Roster

Name	No.	Pos.	Ht.	Wt.	Age	Yr.	School
Barr, Terry	41	OHB	6-0	190	28	7	Michigan
Brettschneider, C.	57	LB	6-1	225	31	8	Iowa State
Brown, Roger	76	DT	6-5	300	26	4	Maryland State
Bundra, Mike	50	DT	6-4	260	24	2	Southern Calif.
Clark, Ernie	59	LB	6-1	220	25	1	Michigan State
Cogdill, Gail	89	OE	6-2	195	26	4	Washington St.
Compton, Dick	20	OHB	6-1	195	23	2	McMurry College
Ferguson, Larry	46	OHB	5-10	195	22	1	Iowa
Gamble, John	62	G	6-4	240	21	1	U. of Pacific
Gaubatz, Dennis	53	LB	6-2	205	22	1	L.S.U.
Gibbons, Jim	80	OE	6-3	220	27	6	Iowa
Gonzaga, John	79	DT	6-3	250	30	8	No College
Gordy, John	75	OG-T	6-4	250	28	6	Tennessee
Greer, Albert	82	E	6-4	190	22	1	Jackson State
Hall, Tom	86	OE-DHB	6-2	195	23	2	Minnesota
Lane, Dick	81	DHB	6-2	200	35	12	Scottsbluff, J.C.
Lary, Yale	28	DHB	5-11	190	32	10	Texas A&M
LaRose, Dan	77	OT	6-5	250	23	3	Missouri
LeBeau, Dick	44	DHB	6-1	185	26	5	Ohio State
Lewis, Dan	45	OHB	6-1	200	27	6	Wisconsin
Lowe, Gary	43	DHB	6-0	195	29	8	Michigan
Maher, Bruce	21	DHB	5-11	190	26	4	Detroit
Martin, Jim	47	K	6-2	230	39	13	Notre Dame
Matson, Ollie	33	FB	6-2	210	33	11	San Francisco
McCord, Darris	78	DE	6-4	250	29	9	Tennessee
Messner, Max	54	LB	6-3	225	25	4	Cincinnati
Morrall, Earl	14	QB	6-2	206	29	8	Michigan State
Peters, Floyd	72	DT	6-4	255	27	6	S. F. State
Pietrosante, Nick	33	FB	6-2	225	26	5	Notre Dame
Plum, Milt	16	QB	6-2	205	28	7	Penn State
Reeberg, Lucian	61	T	6-4	285	22	1	Hampton Inst.
Ryder, Nick	34	FB	6-0	205	21	1	Miami
Sanders, Daryl	79	OT	6-5	240	21	1	Ohio State
Schmidt, Joe	56	LB	6-0	220	31	11	Pittsburgh
Scholtz, Bob	50	C-T	6-4	250	25	4	Notre Dame
Simon, James	83	E-LB	6-5	225	22	1	Miami (Fla.)
Studstill, Pat	25	HB	6-1	180	25	3	Houston
Vargo, Larry	85	OE	6-3	215	27	6	Detroit
Walker, Wayne	55	LB-K	6-2	225	27	6	Idaho
Ward, Paul	74	DT	6-3	247	26	3	Whitworth
Watkins, Tom	23	HB	6-0	195	25	3	Iowa State
Whitlow, Bob	51	C	6-2	236	27	4	Arizona
Williams, Roy	63	T	6-7	265	25	1	U. of Pacific
Williams, Sam	88	DE	6-5	235	32	5	Michigan

COWBOYS OPPONENTS

NEW YORK GIANTS

Oct. 20 in New York

Dec. 1 in Dallas

**Coliseum Tower
10 Columbus Circle
New York 19, N.Y.**

Gen. Mgr. — Raymond J. Walsh

Publicity — Don Smith

Office Phone — JU 2-7272

Home Phone — FL 8-3333

Colors — Red, White and Blue

Yankee Stadium 66,000 Cap.



SHERMAN



HUFF

1962 Record — Won 12, Lost 2; All-Time Record — Won 271, Lost 153, Tied 26

Coaching Staff — Al Sherman (third year), Andy Robustelli, Ed Kolman, Ken Kavanaugh, Kyle Rote, Jim Patton.

Series History — With their two regular-season victories last season, the Giants moved ahead, three games to one with one tie. Their 41-31 victory in the season's final game marked the first time the Giants had ever beaten the Cowboys in Yankee Stadium. The Cowboys' only non-losing game in 1960 was a 31-31 tie in New York and they followed that one with a 17-16 victory over the Giants in '61.

In the Cotton Bowl, the Giants have scored two decisive victories, 31-10 in 1961 and 41-10 last year. They've split in pre-season games, the Cowboys winning 14-3 in '60 and the Giants 28-10 in '61.

1962 Results		1963 Schedule	
7	Cleveland	17	(Home games start at 2:05 p.m.)
29	Philadelphia	13	
31	Pittsburgh	27	Sept. 15—Balti.*
31	St. Louis	14	Sept. 22—Pitts.*
17	Pittsburgh	20	Sept. 29—Phila.*
17	Detroit	14	Oct. 6—Wash.*
49	Washington	34	Oct. 13—Cleveland
31	St. Louis	28	Oct. 20—Dallas
41	Dallas	10	Oct. 27—Cleveland*
19	Philadelphia	14	Nov. 3—St. Louis*
42	Washington	24	Nov. 10—Phila.
26	Chicago	24	Nov. 17—San Fran.
17	Cleveland	13	Nov. 24—St. Louis
41	Dallas	31	Dec. 1—Dallas*
398	TOTALS	283	Dec. 8—Washington
7	Green Bay	16	Dec. 15—Pittsburgh
	(World Championship)		* Away

1962 Team Leaders

Rushing — Alex Webster, 207 carries, 743 yards, 5 touchdowns, 3.6 average; Phil King, 108 carries, 460 yards, 2 touchdowns, 4.3 average.

Passing — Y. A. Tittle, 375 attempts, 200 completions, 3,224 yards, 33 touchdowns, 20 interceptions; Ralph Guglielmi, 31 attempts, 14 completions, 210 yards, 2 touchdowns, 2 interceptions.

Receiving — Del Shofner, 53 receptions, 1,133 yards, 12 touchdowns; Frank Gifford, 39 receptions, 796 yards, 7 touchdowns; Joe Walton, 33 catches, 406 yards, 9 touchdowns.

New York Giants 1963 Roster

Name	No.	Pos.	Ht.	Wt.	Age	Yr.	School
Barnes, Erich	49	DHB	6-3	198	28	6	Purdue
Bolin, Bookie	63	G	6-3	235	23	2	Mississippi
Brown, Roosevelt	79	OT	6-3	255	30	10	Morgan State
Byers, Ken	60	DE	6-1	240	23	2	Cincinnati
Chandler, Don	34	OHB	6-2	210	28	8	Florida
Collier, Jim	84	OE	6-2	195	24	2	Arkansas
Counts, John	46	OHB	5-10	170	24	2	Illinois
Craddock, Nat	35	FB	6-0	220	20	1	Parsons
Dess, Darrell	62	G	6-0	245	28	6	North Car. St.
Gifford, Frank	16	OHB	6-1	190	33	11	U.S.C.
Gossage, Gene	74	DE-G	6-3	247	28	4	Northwestern
Griffing, Glynn	15	QB	6-1	200	21	1	Mississippi
Guglielmi, Ralph	9	QB	6-1	195	29	7	Notre Dame
Hillebrand, Jerry	87	DE	6-3	240	23	1	Colorado
Howell, Lane	52	C-DT	6-5	255	22	1	Grambling
Huff, Sam	70	LB	6-1	230	28	8	W. Virginia
Janerette, Charlie	72	DT	6-2	250	24	4	Penn State
Katcavage, Jim	75	DE	6-3	240	28	8	Dayton
Killett, Charles	37	OHB	6-1	205	22	1	Memphis State
King, Phil	24	OHB	6-4	225	27	6	Vanderbilt
Kirouac, Lou	89	OE	6-3	230	23	1	Boston College
Larson, Greg	53	C-G	6-2	245	24	3	Minnesota
Lynch, Dich	22	DHB	6-1	205	27	6	Notre Dame
Modzelewski, Dick	77	DT	6-0	260	32	11	Maryland
Morrison, Joe	40	O-DHB	6-1	212	25	5	Cincinnati
Patton, Jim	20	DHB	5-10	185	30	9	Mississippi
Pesonen, Dick	25	DHB	5-11	190	24	4	Duluth (Minn)
Reynolds, Roger	86	OHB	6-2	180	21	1	Bowling Green
Robustelli, Andy	81	DE	6-1	235	36	13	Arnold College
Scott, Tom	82	LB	6-2	220	33	11	Virginia
Shofner, Del	85	OE	6-3	185	28	7	Baylor
Slaby, Lou	51	LB	6-3	230	20	1	Pittsburgh
Stroud, Jack	66	OT	6-1	250	35	11	Tennessee
Taylor, Bob	65	DE	6-3	235	23	1	Maryland State
Thomas, Aaron	88	OE	6-3	208	25	3	Oregon State
Tittle, Y. A.	14	QB	6-0	195	36	12	Louisiana State
Walker, Mickey	64	LB	6-0	230	23	3	Michigan State
Walton, Joe	80	OE	5-11	200	27	7	Pittsburgh
Webb, Allan	21	DHB	5-11	180	28	3	Arnold College
Webster, Alex	29	FB	6-3	225	32	9	North Car. St.
Winter, Bill	31	LB	6-3	220	23	2	St. Olaf

COWBOYS OPPONENTS

PITTSBURGH STEELERS

Oct. 27 in Pittsburgh

Dec. 8 in Dallas

139 Sixth St.

Pittsburgh 22, Pa.

President — Arthur J. Rooney

Publicity — Ed Kiely

Office Phone — 291-1220

Home Phone — 362-2835

Colors — Black and Gold

Forbes Field

37,500 Cap.



PARKER



DIAL

1962 Record — Won 9, Lost 5; All-Time Record — Won 186, Lost 272, Tied 26.

Coaching Staff — Buddy Parker (sixth season), Mike Nixon, Jack Butler, Ken Stillely, Torgy Torgeson, Buster Ramsey, Will Walls, Ernie Stautner.

Series History — This series ranks as the high-spot in the Cowboys' three-year history. The Steelers hold a 3-2 edge, but their three meetings in the Cotton Bowl have been among the most exciting ever played by the Cowboys.

The Cowboys' first NFL game was against the Steelers in the Cotton Bowl, Pittsburgh winning 35-28. In the '61 opener the Cowboys scored their first NFL victory, 27-24, with 10 points in the final 56 seconds. In their '62 Cotton Bowl meeting, the Steelers won 30-28 when a 99-yard Cowboys touchdown pass was called back and the Steelers were awarded a safety. Pittsburgh won there in '61, 37-7, and the Cowboys won there last year, 42-27.

1962 Results

7	Detroit	45
30	Dallas	28
27	New York	31
13	Philadelphia	7
20	New York	17
27	Dallas	42
14	Cleveland	41
39	Minnesota	31
26	St. Louis	17
23	Washington	21
14	Cleveland	35
19	St. Louis	7
26	Philadelphia	17
24	Washington	21
311	TOTALS	360
	(Playoff Bowl)	
10	Detroit	17

1963 Schedule

(Home games start at 2:05 p.m.)
Sept. 15—Phila.*
Sept. 22—New York
Sept. 29—St. Louis
Oct. 5—Cleve.(N)*
Oct. 13—St. Louis*
Oct. 20—Washington
Oct. 27—Dallas
Nov. 3—Green Bay*
Nov. 10—Cleveland
Nov. 17—Wash.*
Nov. 24—Chicago
Dec. 1—Philadelphia
Dec. 8—Dallas*
Dec. 15—New York
* Away
(N) night game

1962 Team Leaders

Rushing — John Henry Johnson, 251 attempts, 1,141 yards, 9 touchdowns, 4.5 average; Joe Womack, 128 attempts, 468 yards, 5 touchdowns, 3.4 average; Dick Hoak, 117 attempts, 459 yards, 4 touchdowns, 3.9 average.

Passing — Bobby Layne, 233 attempts, 116 completions, 1,686 yards, 9 touchdowns, 17 interceptions; Ed Brown, 84 attempts, 43 completions, 726 yards, 5 touchdowns, 6 interceptions.

Receiving — Buddy Dial, 50 receptions, 981 yards, 6 touchdowns; Preston Carpenter, 36 receptions, 492 yards, 4 touchdowns; John Henry Johnson, 36 receptions, 226 yards, 2 touchdowns.

Pittsburgh Steelers 1963 Roster

Name	No.	Pos.	Ht.	Wt.	Age	Yr.	School
Atkinson, Frank	73	DT	6-2	245	22	1	Stanford
Ballman, Gary	85	OHB	6-0	195	22	2	Michigan State
Berg, Roger	61	DT	6-6	255	21	1	St. Thomas
Bradshaw, Charley	71	OT	6-6	255	27	6	Baylor
Bradshaw, Jim	24	HB	6-1	190	23	1	Chattanooga
Brown, Ed	15	QB	6-2	210	34	10	San Francisco
Burrell, John	86	OE	6-3	188	23	2	Rice
Carpenter, Preston	40	OE	6-1	190	29	8	Arkansas
Cordileone, Lou	74	DT	6-0	250	26	4	Clemson
Curry, Roy	25	D-OHB	6-1	195	23	1	Jackson State
Daniel, Willie	44	DHB	5-11	185	25	3	Mississippi State
Dial, Buddy	84	OE	6-1	195	26	5	Rice
Ferguson, Bob	46	FB	5-11	220	22	2	Ohio State
Glass, Glenn	43	DHB	5-10	190	26	2	Tennessee
Haley, Dick	27	DHB	5-10	190	26	5	Pittsburgh
Hoak, Dick	42	OHB	5-11	190	24	3	Penn State
James, Dan	77	OT	6-4	260	26	4	Ohio State
Johnson, J. H.	35	FB	6-2	215	34	9	Arizona St.
Keys, Brady	26	DHB	6-0	185	27	3	Colorado State
Krupa, Joe	75	DT	6-2	235	28	8	Purdue
Lemek, Ray	72	G	6-1	240	28	7	Notre Dame
Mack, Bill	23	OE	5-10	185	26	3	Notre Dame
Michaels, Lou	79	DE	6-2	235	26	6	Kentucky
Nelsen, Bill	14	QB	6-0	195	22	1	Southern Calif.
Nofsinger, Terry	12	QB	6-4	205	24	3	Utah
Nutter, Buzz	51	C	6-2	230	32	10	Virginia Tech
Perreault, Pete	63	G	6-2	240	24	1	Boston Univ.
Powers, John	88	OE	6-2	210	22	2	Notre Dame
Reger, John	50	LB	6-1	230	32	9	Pittsburgh
Rowley, Bob	56	G-LB	6-2	225	21	1	Virginia
Russell, Andy	36	LB	6-3	210	21	1	Missouri
Sandusky, Mike	62	G	6-1	230	28	7	Maryland
Schmitz, Bob	67	LB	6-1	235	25	3	Montana State
Simpson, Jackie	47	DHB	5-11	185	29	7	Florida
Stautner, Ernie	70	DE	6-2	230	38	14	Boston College
Stehouwer, Ron	68	G	6-2	230	26	4	Colorado State
Tarasovic, George	82	LB	6-4	245	32	11	L.S.U.
Thomas, Clendon	28	DHB	6-2	195	27	6	Oklahoma
Tracy, Tom	30	OHB	5-9	205	29	8	Tennessee
Womack, Joe	32	OHB	5-9	210	26	2	Los Angeles St.

COWBOYS OPPONENTS

SAN FRANCISCO 49ERS

Nov. 10 in San Francisco

1255 Post St., Suite 300
San Francisco 9, Calif.

President — Victor B. Morabito


Publicity — Arthur Johnson

Office Phone — PR 1-1149

Home Phone 377-7370

Colors—Cardinal, Silver and Gold

Kezar Stadium 59,636 Cap.



WILSON

ST. CLAIR

1962 Record — Won 6, Lost 8; All-Time Record — Won 83, Lost 73, Tied 4.

Coaching Staff — Howard (Red) Hickey (fifth year), Bill Johnson, Dick Voris, Jack Myers, Jack Christiansen.

Series History — The Cowboys and 49ers have met in only one previous regular-season game, the 49ers coming from behind in 1960 for a 26-14 victory. The Cowboys led by 7-3 at the half and by 14-9 in the fourth period, the latter touchdown coming on a 76-yard pass from Eddie LeBaron to Frank Clarke. Tommy Davis kicked four field goals for the 49ers, ranging from 16 to 27 yards. C. R. Roberts' 20-yard run midway of the fourth period put the 49ers ahead to stay.

San Francisco has also won three of four pre-season meetings — 16-10 in the Cowboys' first game in history in 1960, 24-10 in 1961 and 26-7 in 1962. The teams also met in the 1963 pre-season with the Cowboys winning, 37-24.

1962 Results

14	Chicago	30
24	Detroit	45
21	Minnesota	7
21	Baltimore	13
34	Chicago	27
13	Green Bay	31
14	Los Angeles	28
3	Baltimore	22
24	Detroit	38
24	Los Angeles	17
24	St. Louis	17
35	Minnesota	12
21	Green Bay	31
10	Cleveland	13
282	TOTALS	331

1963 Schedule

(Home games start at 1:36 p.m.)

Sept. 15	—Minnesota
Sept. 22	—Baltimore
Sept. 29	—Minn.*
Oct. 6	—Detroit*
Oct. 13	—Baltimore*
Oct. 20	—Chicago
Oct. 27	—L. A.*
Nov. 3	—Detroit
Nov. 10	—Dallas
Nov. 17	—New York*
Nov. 24	—G. Bay (X)
Dec. 1	—Los Angeles
Dec. 8	—Chicago*
Dec. 14	—G. Bay (XX)

* Away
(X) at Milwaukee
(XX) Saturday

1962 Team Leaders

Rushing — J. D. Smith, 258 carries, 907 yards, 6 touchdowns, 3.5 average; Bill Kilmer, 93 carries, 478 yards, 5 touchdowns, 5.1 average.

Passing — John Brodie, 304 attempts, 175 completions, 2,272 yards, 18 touchdowns, 16 interceptions; Bill Kilmer, 13 attempts, 8 completions, 1 touchdown, 3 interceptions.

Receiving — Bernie Casey, 53 receptions, 819 yards, 6 touchdowns; James Johnson, 34 receptions, 627 yards, 4 touchdowns; Clyde Conner, 24 receptions, 240 yards, 4 touchdowns.

San Francisco 49ers 1963 Roster

Name	No.	Pos.	Ht.	Wt.	Age	Yr.	School
Alexander, Kermit	39	HB	5-11	186	22	1	U.C.L.A.
Bosley, Bruce	77	OG	6-2	240	29	8	West Virginia
Brodie, John	12	QB	6-1	186	28	7	Stanford
Campbell, Hugh	84	OE	6-1	184	22	1	Washington St.
Casey, Bernie	30	OHB	6-4	215	24	3	Bowling Green
Colchico, Dan	86	DE	6-4	236	26	4	San Jose State
Conner, Clyde	88	OE	6-2	190	30	8	U. of Pacific
Connolly, Ted	64	OG	6-3	242	31	9	San. Clara-Tulsa
Cooper, Bill	34	FB	6-1	215	24	3	Muskingum
Davis, Tommy	36	K	6-0	212	28	5	Louisiana State
Dean, Floyd	82	LB	6-4	245	23	1	Florida
Donohue, Leon	72	OT	6-4	245	24	2	San Jose State
Dove, Eddie	44	DHB	6-2	180	26	5	Colorado
Dowdle, Mike	53	LB	6-3	230	25	4	Texas
Gaiters, Bob	35	OHB	5-11	210	25	3	New Mex. State
Hazeltine, Matt	55	LB	6-1	220	30	9	California
Johnson, Jim	37	OHB	6-2	190	25	3	U.C.L.A.
Kammerer, Carl	66	LB	6-3	237	26	3	U. of Pacific
Kimbrough, Elbert	45	DHB	5-11	190	24	3	Northwestern
Knafelc, Gary	87	OE	6-4	220	31	10	Colorado
Krueger, Charlie	70	DT	6-4	245	26	5	Texas A&M
Lakes, Roland	60	OT	6-4	273	23	3	Wichita
Light, Bob	18	QB	6-3	200	22	1	Pacific U.
Lisbon, Don	42	HB	6-0	190	22	1	Bowling Green
Magac, Mike	62	OG	6-3	240	25	4	Missouri
McFarland, Kay	26	OHB	6-2	180	25	2	Colorado State
McFarland, Roger	48	DHB	6-1	183	23	1	Kansas
Mellekas, John	75	C	6-3	255	30	7	Arizona
Mertens, Jerry	80	DHB	6-0	183	27	6	Drake
Messer, Dale	29	OHB	5-10	175	26	3	Fresno State
Miller, Clark	74	DE	6-5	245	25	2	Utah State
Nomellini, Leo	73	DT	6-3	262	39	14	Minnesota
Pine, Ed	54	LB	6-4	230	23	2	Utah
Rock, Walter	67	OT-DT	6-5	240	22	1	Maryland
Rohde, Len	76	DE	6-4	240	25	4	Utah State
Rubke, Karl	52	LB	6-4	239	27	7	U.S.C.
St. Clair, Bob	79	OT	6-9	265	32	11	USF-Tulsa
Shaw, Glenn	35	FB	6-2	230	25	4	Kentucky
Sieminski, Charles	59	T	6-4	245	23	1	Penn State
Smith, J. D.	24	OHB	6-1	201	30	8	Nor. Car. A&T
Stickles, Monty	85	OE	6-4	230	25	4	Notre Dame
Thomas, John	78	LB	6-4	246	28	6	U. of Pacific
Vollenweider, Jim	33	FB	6-1	210	23	2	Miami (Fla)
Waters, Bob	11	QB	6-2	184	25	4	Presbyterian
Winston, Lloyd	32	FB	6-2	215	23	2	U.S.C.
Woodson, Abe	40	DHB	5-11	188	28	6	Illinois

A LOOK AT

THE WESTERN CONFERENCE

Baltimore Colts

1962 Team Leaders

1962 Results (7-7)
30 Los Angeles 27
34 Minnesota 7
20 Detroit 29
13 San Francisco 21
36 Cleveland 14
15 Chicago 35
6 Green Bay 17
22 San Francisco 3
14 Los Angeles 2
13 Green Bay 17
0 Chicago 57
14 Detroit 21
34 Washington 21
42 Minnesota 17
293 TOTALS 286

Rushing — Lenny Moore, 106 carries, 470 yards, 4.4 average, 2 touchdowns; Joe Perry, 94 carrier, 359 yards, 3.8 average, no touchdowns.

Passing — Johnny Unitas, 389 attempts, 222 completions, 2,967 yards, 23 touchdowns, 23 interceptions; Lamar McHan, 20 attempts, 10 completions, 278 yards, 3 touchdowns, 2 interceptions.

Receiving — Jimmy Orr, 55 receptions, 974 yards, 11 touchdowns; Raymond Berry, 51 receptions, 687 yards, 3 touchdowns.

1963 Schedule
(Home games start at 2:05 p.m.)

Sept. 15—New York
Sept. 22—San Fran.^o
Sept. 29—G. Bay^o
Oct. 6—Chicago^o
Oct. 13—San Fran.
Oct. 20—Detroit^o
Oct. 27—Green Bay
Nov. 3—Chicago
Nov. 10—Detroit
Nov. 17—Minnesota^o
Nov. 24—L. A.^o
Dec. 1—Wash.^o
Dec. 8—Minnesota
Dec. 15—L. A.
^o Away

Green Bay Packers

1962 Team Leaders

1962 Results (13-1)
34 Minnesota 7
17 St. Louis 0
49 Chicago 0
9 Detroit 7
48 Minnesota 21
31 San Francisco 13
17 Baltimore 6
38 Chicago 7
49 Philadelphia 0
17 Baltimore 13
14 Detroit 26
41 Los Angeles 10
31 San Francisco 21
20 Los Angeles 17
415 TOTALS 148
(Championship)
16 New York 7

Rushing — Jim Taylor, 272 carries, 1,474 yards, 5.4 average, 19 touchdowns; Tom Moore, 112 carries, 377 yards, 3.4 average, 7 touchdowns.

Passing — Bart Starr, 285 attempts, 178 completions, 2,438 yards, 12 touchdowns, 9 interceptions; Paul Hornung, 6 attempts, 4 completions, 80 yards, no touchdowns, 2 interceptions.

Receiving — Max McGee, 49 receptions, 820 yards, 3 touchdowns; Boyd Dowler, 49 receptions, 724 yards, 2 touchdowns.

1963 Schedule
(Home games start at 1:06 p.m.)

Sept. 15—Chicago
Sept. 22—Detroit(X)
Sept. 29—Baltimore
Oct. 6—Los Angeles
Oct. 13—Minn.^o
Oct. 20—St. Louis^o
Oct. 27—Baltimore^o
Nov. 3—Pitts.(X)
Nov. 10—Minnesota
Nov. 17—Chicago^o
Nov. 24—S. Fran.(X)
Nov. 28—Detroit^o(Y)
Dec. 7—L. A.^o(Z)
Dec. 14—S. Frn.^o(Z)
^o Away
(X) in Milwaukee
(Y) Thanksgiving Day
(Z) Saturday

Detroit Lions

See page 36

San Francisco 49ers

See page 30

Chicago Bears 1962 Team Leaders

1962 Results (9-5)

30	San Francisco	14
27	Los Angeles	23
0	Green Bay	49
13	Minnesota	0
27	San Francisco	34
35	Baltimore	15
3	Detroit	11
7	Green Bay	38
31	Minnesota	30
34	Dallas	33
57	Baltimore	0
24	New York	26
30	Los Angeles	14
3	Detroit	0
321	TOTALS	287

Rushing — Joe Marconi, 89 carries, 406 yards, 4.6 average, 5 touchdowns; Ronnie Bull, 113 carries, 363 yards, 3.2 average, 1 touchdown.

Passing — Bill Wade, 412 attempts, 225 completions, 3,172 yards, 18 touchdowns, 24 interceptions; Rudy Bukich, 13 attempts, 3 completions, 79 yards, 1 touchdown, 4 interceptions.

Receiving — Mike Ditka, 58 receptions, 904 yards, 5 touchdowns; Johnny Morris, 58 receptions, 889 yards, 5 touchdowns.

1963 Schedule

(Home games start at 1:05 p.m.)
 Sept. 15—G. Bay°
 Sept. 22—Minn.°
 Sept. 29—Detroit°
 Oct. 6—Baltimore°
 Oct. 13—L. A.°
 Oct. 20—San Fran.°
 Oct. 27—Phila.
 Nov. 3—Baltimore°
 Nov. 10—Los Angeles
 Nov. 17—Green Bay
 Nov. 24—Pitts.°
 Dec. 1—Minnesota
 Dec. 8—San Fran.
 Dec. 15—Detroit
 ° Away

Los Angeles Rams 1962 Team Leaders

1962 Results (1-12-1)

27	Baltimore	30
23	Chicago	27
17	Dallas	27
14	Washington	20
10	Detroit	13
14	Minnesota	38
28	San Francisco	14
3	Detroit	12
2	Baltimore	14
17	San Francisco	24
24	Minnesota	24
10	Green Bay	41
14	Chicago	30
17	Green Bay	20
220	TOTALS	334

Rushing — Dick Bass, 196 carries, 1,033 yards, 5.3 average, 6 touchdowns; Jon Arnett, 76 carries, 238 yards, 3.1 average, 2 touchdowns.

Passing — Zeke Bratkowski, 219 attempts, 110 completions, 1,541 yards, 9 touchdowns, 16 interceptions; Roman Gabriel, 101 attempts, 57 completions, 670 yards, 3 touchdowns, 2 interceptions.

Receiving — Jim Phillips, 60 receptions, 875 yards, 5 touchdowns; Pervis Atkins, 35 receptions, 393 yards, 1 touchdown.

1963 Schedule

(Home games start at 1:35 p.m.)
 Sept. 14—Det.(X)
 Sept. 21—Wash.(X)
 Sept. 29—Cleve.°
 Oct. 6—Green Bay°
 Oct. 13—Chicago
 Oct. 20—Minnesota
 Oct. 27—San Fran.
 Nov. 3—Minn.°
 Nov. 10—Chicago°
 Nov. 17—Detroit°
 Nov. 24—Baltimore°
 Dec. 1—San Fran.°
 Dec. 7—G. Bay(Y)
 Dec. 15—Baltimore°
 ° Away
 (X) 8:15 p.m. Sat.
 (Y) 1:35 p.m. Sat.

Minnesota Vikings

1962 Team Leaders

1962 Results (2-11-1)

7	Green Bay	34
7	Baltimore	34
7	San Francisco	21
0	Chicago	13
21	Green Bay	48
38	Los Angeles	14
31	Philadelphia	21
31	Pittsburgh	39
30	Chicago	31
6	Detroit	17
24	Los Angeles	24
12	San Francisco	35
23	Detroit	37
17	Baltimore	42
254	TOTALS	410

Rushing — Tommy Mason, 167 carries, 740 yards, 2 touchdowns, 4.4 average; Fran Tarkenton, 41 carries, 361 yards, 2 touchdowns, 8.8 average.

Passing — Fran Tarkenton, 329 attempts, 163 completions, 2,595 yards, 22 touchdowns, 25 interceptions; John McCormick, 18 attempts, 7 completions, 104 yards, no touchdowns, 5 interceptions.

Receiving — Jerry Reichow, 39 receptions, 561 yards, 3 touchdowns; Tommy Mason, 36 receptions, 603 yards, 6 touchdowns.

1963 Schedule

(Home games start at 1:35 p.m.)
 Sept. 15—San Fran.°
 Sept. 22—Chicago
 Sept. 29—San Fran.
 Oct. 6—St. Louis
 Oct. 13—Green Bay
 Oct. 20—L. A.°
 Oct. 27—Detroit°
 Nov. 3—Los Angeles
 Nov. 10—G. Bay°
 Nov. 17—Baltimore
 Nov. 24—Detroit
 Dec. 1—Chicago°
 Dec. 8—Baltimore°
 Dec. 15—Phila.°
 ° Away

COWBOYS ALL-TIME ROSTER

The following list includes every player who has seen action for the Cowboys in a regular-season game and gives his position, college and years with the club:

Andrie, George, DE, Marquette, 1962
 Babb, Gene, LB-FB, Austin College, 1960-61
 Baker, Sam, FG-PAT, Oregon State, 1962
 Bercich, Bob, DHB, Michigan State, 1960-61
 Bielski, Dick, OE, Maryland, 1960-61
 Bishop, Don, DHB, City College of Los Angeles, 1960-61-62
 Borden, Nate, DE, Indiana, 1960-61
 Braatz, Tom, LB, Marquette, 1960
 Bradfute, Byron, OT, Mississippi Southern, 1960-61
 Brock, Clyde, DT, Utah State, 1962
 Bullocks, Amos, OHB, Southern Illinois, 1962
 Butler, Bill, DHB, Chattanooga, 1960
 Clarke, Frank, OE, Colorado, 1960-61-62
 Clark, Monte, OT, USC, 1962
 Cone, Fred, FG-PAT, Clemson, 1960
 Connelly, Mike, C, Utah State, 1960-61-62
 Cronin, Gene, DE, COP, 1960
 Cvercko, Andy, G, Northwestern, 1961-62
 Davis, Donnie, OE, Southern, 1962
 Davis, Sonny, LB, Baylor, 1961
 Dickson, Paul, OT, Baylor, 1960
 Doelling, Fred, DHB, Penn., 1960
 Doran, Jim, OE, Iowa State, 1960-61
 Douglas, Merrill, FB, Utah, 1961
 Dowdle, Mike, FB-LB, Texas, 1960-61-62
 Dugan, Fred, OE, Dayton, 1960
 Dupre, L. G., OHB, Baylor, 1960-61
 Falls, Mike, G, Minnesota, 1960-61
 Fisher, Ray, OT, Eastern Illinois, 1960
 Folkins, Lee, OE, Washington, 1962
 Franckhauser, Tom, DHB, Purdue, 1960-61
 Frost, Ken, DT, Tennessee, 1961-62
 Fry, Bob, OT, Kentucky, 1960-61
 Gaechter, Mike, DHB, Oregon, 1962
 Gonzaga, John, DE, no college, 1960
 Granger, Charlie, OT, Southern, 1961
 Green, Allen, FG-PAT, Mississippi, 1961
 Green, Cornell, DHB, Utah State, 1962
 Gregory, Glynn, OE-DHB, SMU, 1961-62
 Grottkau, Bob, G, Oregon, 1961
 Guy, Buzz, G, Duke, 1960
 Hansen, Wayne, LB, Texas Western, 1960
 Harris, Jim, DHB, Oklahoma, 1961
 Healy, Don, DT, Maryland, 1960-61
 Heinrich, Don, QB, Washington, 1960
 Herchman, Bill, DT, Texas Tech, 1960-61
 Houser, John, C-G, Redlands, 1960-61
 Howley, Chuck, LB, West Virginia, 1961-62
 Howton, Bill, OE, Rice, 1960-61-62
 Hoyem, Lynn, C, Long Beach State, 1962
 Humphrey, Buddy, QB, Baylor, 1961
 Husmann, Ed, DT, Nebraska, 1960
 Isbell, Joe, Bob, G, Houston, 1962
 Kowalczyk, Walt, FB, Michigan State, 1960
 LeBaron, Eddie, QB, COP, 1960-61-62
 Lewis, Woodley, OE, Oregon, 1960
 Lilly, Robert, DE, TCU, 1961-62
 Livingston, Warren, DHB, Arizona, 1961-62
 Lockett, J. W., FB, Central Okla. State, 1961-62
 Long, Bob, LB, UCLA, 1962
 Marsh, Amos, FB, Oregon State, 1961-62
 Mathews, Ray, OE, Clemson, 1960
 McCreary, Bob, OT, Wake Forest, 1961
 McIlhenny, Don, FB, SMU, 1960-61
 Mommelaar, Dale, G, Wyoming, 1962
 Meredith, Don, QB, SMU, 1960-61-62
 Meyers, John, DT, Washington, 1962
 Moegle, Dick, DHB, Rice, 1961
 Moody, Jim, DHB, Arkansas, 1960
 Murchison, Ola, OE, Pacific U., 1961
 Norman, Pettis, OE, J. C. Smith, 1962
 Norton, Jerry, DHB, SMU, 1962
 Patera, Jack, LB, Oregon, 1960-61
 Perkins, Don, OHB, New Mexico, 1961-62.
 Putnam, Duane, G, COP, 1960
 Reese, Guy, DT, SMU, 1962
 Sherer, Dave, Punt, SMU, 1960
 Talbert, Don, OT-DE, Texas, 1962
 Tubbs, Jerry, LB, Oklahoma, 1960-61-62
 Wisener, Gary, DHB, Baylor, 1960

Honor Roll by Colleges

Arizona, 1; Arkansas, 1; Austin College, 1; Baylor, 5; Central State (Oklahoma), 1; Chattanooga, 1; City College of Los Angeles, 1; Clemson, 2; College of the Pacific, 3; Colorado, 1; Dayton, 1; Duke, 1; Eastern Illinois, 1;

Houston, 1; Indiana, 1; Iowa State, 1; Johnson C. Smith, 1; Kentucky, 1; Long Beach State, 1; Marquette, 2; Maryland, 2; Michigan State, 1; Minnesota, 1; Mississippi, 1; Mississippi Southern, 1; Nebraska, 1;

New Mexico, 1; Northwestern, 1; Oklahoma, 2; Oregon, 4; Oregon State, 2; Pacific University, 1; Pennsylvania, 1; Purdue, 1; Redlands, 1; Rice, 2; SMU, 6; Southern Illinois, 1; Southern University, 2;

TCU, 1; Tennessee, 1; Texas, 2; Texas Tech, 1; Texas Western, 1; UCLA, 1; University of Southern California, 1; Utah, 1; Utah State, 3; Wake Forest, 1; Washington, 3; West Virginia, 1; Wyoming, 1.

The 1962 Season At A Glance

Cowboys 35, Redskins 35

Cowboys 7 7 14 7—35
 Redskins 7 7 14—35
 Cowboys—Marsh 4, run; Baker kick.
 Redskins—Mitchell 6 pass from Snead; B. Khayat kick.
 Redskins—Snead 1 run; B. Khayat kick.
 Cowboys—Clarke 58 pass from Meredith; Baker kick.
 Cowboys—Clarke 11 pass from LeBaron; Baker kick.
 Cowboys—Marsh 6 run; Baker kick.
 Redskins—Mitchell 94 kickoff return; B. Khayat kick.
 Cowboys—Clarke 55 pass from Meredith; Baker kick.
 Redskins—Mitchell 81 pass from Snead; B. Khayat kick.
 Redskins—Snead 1 run; B. Khayat kick.
 Attendance—15,730 (estimated).

Team Statistics

	Cowboys	Redskins
First Downs	22	17
Net Yards Gained	483	286
Yards Rushing	142	75
Yards Passing	341	211
Passes	23-39	14-26
Intercepted By	1	2
Punts, Average	2-50.0	4-40.3
Fumbles Lost	1	1
Penalties, Yards	8-84	3-35

Rushing

Cowboys—Perkins, 16 for 83; Marsh, 9 for 55, two touchdowns; Lockett, 1 for 2; Meredith, 1 for 2.
 Redskins—Barnes, 15 for 58; Bosseler, 4 for 10; James, 3 for 4; Snead, 4 for 3, two touchdowns.

Passing

Cowboys—LeBaron, 13 of 16 for 176, one touchdown, no interceptions; Meredith, 10 of 23 for 175, two touchdowns, two interceptions.
 Redskins—Snead, 14 of 26 for 217, two touchdowns, one interception.

Receiving

Cowboys—Clarke, 10 for 241, three touchdowns; Howton, 5 for 59; Perkins, 3 for 21; Marsh, 3 for 6; Lockett, 1 for 19; Norman, 1 for 5.
 Redskins—Mitchell, 6 for 135, two touchdowns; Dugan, 3 for 38; Junker, 2 for 25; Bosseler, 2 for 0; Anderson, 1 for 19.

Steelers 30, Cowboys 28

Cowboys 7 0 7 14—28
 Steelers 0 21 2 7—30
 Cowboys—Lockett, 29, pass from LeBaron; Baker kick.
 Steelers—Womack, 16, run; Michaels, kick.
 Steelers—Dial 38, pass from Layne; Michaels kick.

Cowboys—Perkins 2, run; Baker kick.
 Steelers—Team 2, safety, (Dallas holding in end zone).
 Cowboys—Perkins 6, run; Baker kick.
 Steelers—Womack 3, run; Michaels kick.
 Cowboys—Clarke 13, pass from LeBaron; Baker kick.
 Attendance—19,478.

Team Statistics

	Cowboys	Steelers
First Downs	19	22
Net Yards Gained	351	354
Yards Rushing	126	210
Yards Passing	225	144
Passes	19-30	10-26
Intercepted By	1	2
Punts, Average	3-45.3	5-34.8
Fumbles Lost	0	0
Penalties, Yards	1-5	4-30

Rushing

Cowboys—Perkins, 20 for 108, two touchdowns; Lockett, 4 for 11; Marsh, 2 for 4; Meredith, 1 for 2; LeBaron, 1 for 1.
 Steelers—Johnson, 13 for 54; Womack, 12 for 82, two touchdowns; Hoak, 9 for 23; Ferguson, 5 for 13; Hill, 2 for 38.

Passing

Cowboys—LeBaron, 16 of 25 for 202, two touchdowns, two interceptions; Meredith, 3 of 5 for 37, no touchdowns, no interceptions.
 Steelers—Layne, 10 of 24 for 144, two touchdowns, one interceptions; Brown, 0 of 1 for 0, no touchdowns, no interceptions; Hoak, 0 of 1 for 0, no touchdowns, no interceptions.

Receiving

Cowboys—Howton, 6 for 69; Folkins, 5 for 90; Lockett, 4 for 37, one touchdown; Perkins, 3 for 30; Clarke, 1 for 13, one touchdown.
 Steelers—Dial, 5 for 75, one touchdown; Johnson, 2 for 28, one touchdown; Carpenter, 1 for 22; Hoak, 1 for 16; Womack, 1 for 3.

Cowboys 27, Rams 17

Rams 0 3 0 14—17
 Cowboys 7 3 7 10—27
 Cowboys—Perkins 5, run; Baker kick.
 Rams—Villanueva 51 field goal.
 Cowboys—Baker 34 field goal.
 Cowboys—Marsh 85, pass from LeBaron; Baker kick.
 Rams—Phillips 16, pass from Bratkowski; Villanueva kick.
 Cowboys—Clarke 66, pass from LeBaron; Baker kick.
 Cowboys—Baker 48 field goal.
 Rams—Atkins 48, pass from Gabriel; Villanueva kick.
 Attendance—26,907.

Team Statistics

	Rams	Cowboys
First Downs	15	13
Net Yards Gained	274	403
Yards Rushing	40	177
Yards Passing	234	226
Passes	19-40	10-21
Intercepted By	0	1
Punts, Average	11-50.0	7-47.9
Fumbles Lost	1	1
Penalties, Yards	7-67	4-83

Rushing

Rams—Bass, 10 for 24; A. Perkins, 5 for 13; Atkins, 1 for 3.
Cowboys—Perkins, 16 for 66, one touchdown; Marsh, 15 for 94; Bullocks, 5 for 17.

Passing

Rams—Bratkowski, 16 of 35 for 185, one touchdown, one interception; Gabriel, 3 of 5 for 67, one touchdown, no interceptions.
Cowboys—LeBaron, 10 of 21 for 241, two touchdowns, no interceptions.

Receiving

Rams — Phillips, 9 for 118, one touchdown; Atkins, 5 for 94, one touchdown; Perkins, 3 for 20; Bass, 2 for 20.
Cowboys — F. Clarke, 4 for 130, one touchdown; Marsh, 2 for 95, one touchdown; Howton, 2 for 10; Folkins, 1 for 5; Perkins, 1 for 1.

Browns 19, Cowboys 10

Browns	7	0	9	3	— 19
Cowboys	0	3	7	0	— 10
Browns—Brown 2, run; Groza kick.					
Cowboys—Baker 15 field goal.					
Browns—Groza 35 field goal.					
Cowboys—Clarke 36, pass from Meredith; Baker kick.					
Browns — Brown 50, pass from Ninowski; Groza kick failed.					
Browns—Groza 42 field goal.					
Attendance—44,040					

Team Statistics

	Browns	Cowboys
First Downs	12	12
Net Yards Gained	231	239
Yards Rushing	62	101
Yards Passing	169	138
Passes	15-25	11-21
Intercepted By	0	1
Punts, Average	5-48.2	6-41.0
Fumbles Lost	1	2
Penalties, Yards	5-56	8-59

Rushing

Browns — Brown, 18 for 71, one touchdown; Green, 6 for 1; Ninowski, 3 for 4; Wilson, 1 for —6.
Cowboys—Perkins, 18 for 74; Marsh, 6 for 16; Meredith, 3 for 12; LeBaron, 1 for —1.

Passing

Browns—Ninowski, 15 of 25 for 169, one touchdown, one interception.
Cowboys—Meredith, 6 of 13 for 104, one

touchdown, no interceptions; LeBaron, 5 of 8 for 40, no touchdowns, no interceptions.

Receiving

Browns—Brown, 4 for 55, one touchdown; Kreitling, 3 for 62; Clarke, 2 for 29; Renfro, 2 for 17; Brewer, 2 for 11; Green, 2 for —5.

Cowboys—Marsh, 4 for 26; Clarke, 3 for 70, one touchdown; Folkins, 2 for 12; Norman, 1 for 29; Howton, 1 for 7.

Cowboys 41, Eagles 19

Cowboys	0	17	7	17	— 41
Eagles	6	0	0	13	— 19
Eagles—Walston 36 field goal.					
Eagles—Walston 9 field goal.					
Cowboys—Baker 40 field goal.					
Cowboys—Marsh 20, run; Baker kick.					
Cowboys—Clarke 8, pass from LeBaron; Baker kick.					
Cowboys—Clarke 57, pass from Meredith; Baker kick.					
Cowboys—Baker 11 field goal.					
Eagles—Hill 1, plunge; Walston kick failed.					
Cowboys—Marsh 101, kickoff return; Baker, kick.					
Eagles—Sapp 5, run; Walston kick.					
Cowboys—Gaechter 100, pass interception; Baker kick.					
Attendance—18,645.					

Team Statistics

	Cowboys	Eagles
First Downs	13	21
Net Yards Gained	354	328
Yards Rushing	155	78
Yards Passing	199	250
Passes	10-12	17-32
Intercepted By	2	0
Punts, Average	2-52.0	5-38.6
Fumbles Lost	1	0
Penalties, Yards	4-55	3-25

Rushing

Cowboys—Perkins, 16 for 70; Marsh, 10 for 73, one touchdown; Meredith, 4 for 9; Lockett, 1 for 3; Bullocks, 1 for 0.
Eagles—Brown, 12 for 41; Peaks, 11 for 31; Sapp, 2 for 6, one touchdown; Hill, 1 for 1, one touchdown; Douglas, 1 for —1.

Passing

Cowboys—LeBaron, 7 of 7 for 128, one touchdown, no interceptions; Meredith, 3 of 5 for 71, one touchdown, no interceptions.

Eagles—Hill, 13 of 22 for 213, no touchdowns, two interceptions; Jurgensen, 4 of 10 for 60, no touchdowns, no interceptions.

Receiving

Cowboys—Clarke, 4 for 118, two touchdowns; Howton, 3 for 57; Marsh, 3 for 24.
Eagles—McDonald, 7 for 131; Brown, 6 for 70; Smith, 1 for 29; Sapp, 1 for 17; Lucas, 1 for 15; Budd, 1 for 11.

Cowboys 42, Steelers 27

Steelers	7	3	3	14	— 27
Cowboys	14	7	7	14	— 42

Cowboys—Perkins 1, plunge; Baker kick.
 Steelers—Dial 26, pass from Layne; Michaels kick.
 Cowboys—Howton 16, pass from LeBaron; Baker kick.
 Steelers—Michaels 10 field goal.
 Cowboys—Clarke 45, pass from LeBaron; Baker kick.
 Steelers—Michaels 40, field goal.
 Cowboys—Clarke 3, pass from LeBaron; Baker kick.
 Steelers—Johnson 1, plunge; Michaels kick.
 Steelers—Dial 9, pass from Layne; Michaels kick.
 Cowboys—Clarke 13, pass from LeBaron; Baker kick.
 Cowboys—Folkins 26, pass from LeBaron on fake field goal attempt; Baker kick.
 Attendance—23,106.

Team Statistics

	Steelers	Cowboys
First Downs	21	19
Net Yards Gained	373	402
Yards Rushing	123	107
Yards Passing	250	295
Passes	15-30	13-26
Intercepted By	3	2
Punts, Average	2-42.0	5-46.8
Fumbles Lost	2	0
Penalties, Yards	0-0	4-45

Rushing

Steelers—Johnson, 18 for 55, one touchdown; Womack, 13 for 74; Hoak, 2 for 1; Layne, 1 for —7.

Cowboys—Perkins, 23 for 64, one touchdown; Marsh, 14 for 40; LeBaron, 1 for 3.

Passing

Steelers—Layne, 15 of 30 for 266, two touchdowns, two interceptions.

Cowboys—LeBaron, 9 of 15 for 158, five touchdowns, two interceptions; Meredith, 4 of 11 for 137, no touchdowns, 1 interception.

Receiving

Steelers—Dial, 9 for 157, two touchdowns; Womack, 2 for 42; Johnson, 2 for 24; Burrell, 1 for 40; Carpenter, 1 for 3.

Cowboys—Folkins, 5 for 123, one touchdown; Clarke, 5 for 86, three touchdowns; Howton, 2 for 30, one touchdown; Marsh, 1 for 56.

Cardinals 28, Cowboys 24

Cowboys 3 7 7 7—24
 Cardinals 7 7 7 7—28
 Cardinals—Randle 86, pass from Johnson; Perry kick.
 Cowboys—Baker 37 field goal.
 Cowboys—Perkins 33, run; Baker kick.
 Cardinals—Conrad 10, pass from Johnson; Perry kick.
 Cowboys—Bishop 84, fumble recovery return; Baker kick.
 Cardinals—Wilson 57, pass interception; Perry kick.
 Cardinals—Randle 8, pass from Johnson;

Perry kick.
 Cowboys—Folkins 1, pass from Meredith; Baker kick.
 Attendance—16,027.

Team Statistics

	Cowboys	Cardinals
First Downs	20	19
Net Yards Gained	379	349
Yards Rushing	201	110
Yards Passing	178	239
Passes	16-30	10-20
Intercepted By	1	2
Punts, Average	4-43.5	5-39.0
Fumbles Lost	2	4
Penalties, Yards	4-40	3-35

Rushing

Cowboys—Perkins, 24 for 137, one touchdown; Marsh, 12 for 46; Meredith, 3 for 18.

Cardinals—Crow, 13 for 46; Gault, 12 for 62; Johnson, 1 for 2.

Passing

Cowboys—LeBaron, 8 of 15 for 105, no touchdowns, one interception; Meredith, 8 of 15 for 103, one touchdown, one interception.

Cardinals—Johnson, 9 of 19 for 194, three touchdowns, one interception; Crow, 1 of 1 for 50, no touchdowns, no interceptions.

Receiving

Cowboys—Clarke, 5 for 89; Folkins, 4 for 47, one touchdown; Marsh, 3 for 43; Howton, 2 for 26; Perkins, 2 for 3.

Cardinals—Randle, 3 for 144, two touchdowns; Conrad, 2 for 41, one touchdown; Anderson, 2 for 27; Gault, 2 for 23; Crow, 1 for 9.

Cowboys 38, Redskins 10

Redskins 3 0 0 7—10
 Cowboys 3 7 14 14—38
 Cowboys—Baker 16 field goal.
 Redskins—Khayat 14 field goal.
 Cowboys—Folkins 11, pass from Meredith; Baker kick.
 Cowboys—Marsh 23, pass from LeBaron; Baker kick.
 Cowboys—Lockett 4, pass from Meredith; Baker kick.
 Cowboys—Bullocks 4, run; Baker kick.
 Cowboys—Clarke 14, pass from LeBaron; Baker kick.
 Redskins—Hall 1, run; Khayat kick.
 Attendance—49,888.

Team Statistics

	Redskins	Cowboys
First Downs	17	21
Net Yards Gained	293	388
Yards Rushing	68	224
Yards Passing	225	164
Passes	16-34	13-23
Intercepted By	1	1
Punts, Average	6-32.3	4-48.3
Fumbles Lost	2	0
Penalties, Yards	4-50	4-30

Rushing

Redskins—Barnes, 13 for 39; Bosseler, 6 for 17; Jackson, 2 for 11; Hall, 1 for 1, one touchdown; Sneed, 1 for 0.

Cowboys—Bullocks, 15 for 66, one touchdown; Perkins, 11 for 49; Marsh, 10 for 109.

Passing

Redskins—Sneed, 11 of 27 for 183, no touchdowns, one interception; Hall, 4 of 6 for 44, no touchdowns, no interceptions; Barnes, 1 of 1 for 11, no touchdowns, no interceptions.

Cowboys—Meredith, 7 of 11 for 108, two touchdowns, one interception; LeBaron, 6 of 12 for 88, two touchdowns, one interception.

Receiving

Redskins—Mitchell, 5 for 86; James, 5 for 72; Bosseler, 4 for 61; Junker, 1 for 11; Jackson, 1 for 8.

Cowboys—Clarke, 4 for 82, one touchdown; Marsh, 3 for 53, one touchdown; Folkins, 3 for 36, one touchdown; Howton, 1 for 12; Perkins, 1 for 9; Lockett, 1 for 4, touchdown.

Giants 41, Cowboys 10

Cowboys 0 0 3 7—10
Giants 0 24 3 14—41

Giants—Gifford 6, run; Chandler kick.

Giants — Shofner 19, pass from Tittle; Chandler kick.

Giants—Chandler 16 field goal.

Giants — Gifford 24, pass from Tittle; Chandler kick.

Giants—Chandler 37 field goal.

Cowboys—Baker 53 field goal.

Giants — Shofner, 23, pass from Tittle; Chandler kick.

Cowboys—Howton 7, pass from Meredith; Baker kick.

Giants—Shofner 41, pass from Guglielmi; Chandler kick.

Attendance—45,668.

Team Statistics

	Cowboys	Giants
First Downs	16	22
Net Yards Gained	262	446
Yards Rushing	89	106
Yards Passing	173	340
Passes	17-38	21-31
Intercepted By	1	2
Punts, Average	4-36.5	5-36.0
Fumbles Lost	2	1
Penalties, Yards	3-45	4-29

Rushing

Cowboys—Perkins, 16 for 42; Marsh, 6 for 17; Meredith, 4 for 30.

Giants—Gifford, 15 for 57; Webster, 12 for 24; Counts, 2 for 18, one touchdown; Morrison, 2 for 7.

Passing

Cowboys—Meredith, 17 of 37 for 192, one touchdown, two interceptions; LeBaron,

0 of 1 for 0, no touchdowns, no interceptions.

Giants—Tittle, 20 of 29 for 315, three touchdowns, one interception; Guglielmi, 1 of 1 for 41, one touchdown, no interceptions; Gifford, 0 of 1 for 0, no touchdowns, no interceptions.

Receiving

Cowboys—Howton, 7 for 86, one touchdown; Marsh, 5 for 41; Davis, 2 for 31; Folkins, 2 for 24; Clarke, 1 for 10.

Giants—Shofner, 6 for 158, three touchdowns; Gifford, 5 for 88, one touchdown; Thomas, 3 for 62; Webster 3, for —15; Morrison, 2 for 55; King, 2 for 8.

Bears 34, Cowboys 33

Cowboys 0 13 13 7—33
Bears 0 10 7 17—34

Cowboys—Bullocks 22, pass from Meredith; Baker kick failed (blocked).

Bears—Ditka 16, pass from Wade; LeClerc kick.

Cowboys—Folkins 15, pass from Meredith; Baker kick.

Bears—LeClerc 21 field goal.

Cowboys—Baker 36 field goal.

Bears—Marconi 1, run; LeClerc kick.

Cowboys—Baker 37 field goal.

Cowboys—Howton 26, pass from Meredith; Baker kick.

Bears—Wade 1, run; LeClerc kick.

Cowboys—Bullocks 73, run; Baker kick.

Bears—J. Morris 45, pass from Wade; LeClerc kick.

Bears—LeClerc 15 field goal.

Attendance—12,692.

Team Statistics

	Cowboys	Bears
First Downs	14	28
Net Yards Gained	301	504
Yards Rushing	157	67
Yards Passing	144	437
Passes	11-28	28-47
Intercepted By	2	0
Punts, Average	7-42.8	5-42.0
Fumbles Lost	1	0
Penalties, Yards	6-50	7-74

Rushing

Cowboys—Bullocks, 9 for 93, one touchdown; Marsh, 8 for 49; Perkins, 4 for 11; Meredith, 2 for 4.

Bears—Bull, 11 for 39; Marconi, 6 for 16, one touchdown; Wade, 3 for 10, one touchdown; Casares, 2 for 12.

Passing

Cowboys—Meredith, 11 of 27 for 162, three touchdowns, no interceptions; Lockett, 0 of 1 for 0, no touchdowns, no interceptions.

Bears — Wade, 28 of 46 for 466, two touchdowns, two interceptions; Bull, 0 of 1 for 0, no touchdowns, no interceptions.

Receiving

Cowboys—Howton, 4 for 42, one touchdown; Folkins, 3 for 32, one touchdown;

Bullocks, 2 for 33, one touchdown; Gregory, 1 for 44; Marsh, 1 for 11.

Bears—J. Morris, 10 for 201, one touchdown; Dilka, 7 for 133, one touchdown; Bull, 6 for 90; Coia, 2 for 28; Marconi, 2 for 10; Casares, 1 for 4.

Eagles 28, Cowboys 14

Eagles 14 7 0 7—28
Cowboys 0 7 7 0—14

Eagles—McDonald 25, pass from Jurgensen; Walston kick.

Eagles—Brown 2, run; Walston kick.
Eagles—Jurgensen 1, run; Walston kick.

Cowboys—Marsh 1, run; Baker kick.

Cowboys—Marsh 5, run; Baker kick.

Eagles—Brown 22, run Walston kick;.

Attendance—68,070.

Team Statistics

	Eagles	Cowboys
First Downs	22	19
Net Yards Gained	453	300
Yards Rushing	140	92
Yards Passing	313	208
Passes	13-21	16-29
Intercepted By	1	2
Punts, Average	1-38.0	3-43.3
Fumbles Lost	0	3
Penalties, Yards	3-25	4-32

Rushing

Eagles—Brown, 17 for 107, two touchdowns; Peaks, 10 for 13; Jurgensen, 4 for 20, one touchdown.

Cowboys—Marsh, 13 for 31, two touchdowns; Perkins, 10 for 38; Bullocks, 2 for 18; Meredith, 2 for 5.

Passing

Eagles—Jurgensen, 13 of 21 for 342, one touchdown, two interceptions.

Cowboys—Meredith, 16 of 29 for 216, no touchdowns, one interception.

Receiving

Eagles—Retzlaff, 4 for 113; McDonald, 3 for 108, one touchdown; Peaks, 3 for 40; Brown, 2 for 37; Budd, 1 for 44.

Cowboys—Marsh, 12 for 27; Howton, 7 for 97; Folkins, 3 for 46; Gregory, 2 for 26; Bullocks, 1 for 13; Perkins, 1 for 7.

Cowboys 45, Browns 21

Cowboys 3 14 14 14—45
Browns 7 7 0 7—21

Cowboys—Baker 15 field goal.
Browns—Brewer 15, pass from Ryan; Groza kick.

Cowboys—Clarke 2, pass from Meredith; Baker kick.

Cowboys—Folkins 5, pass from Meredith; Baker kick.

Browns—Kreitling 28, pass from Ryan; Groza kick.

Cowboys—Perkins 1, run; Baker kick.
Cowboys—Perkins 1, run; Baker kick.

Cowboys—Lockett 1, run; Baker kick.
Cowboys—Howton 12, pass from LeBaron; Baker kick.

Browns—Renfro 11, pass from Ryan; Groza

kick.
Attendance—24,226.

Team Statistics

	Cowboys	Browns
First Downs	28	18
Net Yards Gained	398	295
Yards Rushing	217	61
Yards Passing	181	234
Passes	16-20	19-32
Intercepted By	1	1
Punts, Average	2-47.5	3-39.7
Fumbles Lost	0	1
Penalties, Yards	5-36	3-28

Rushing

Cowboys—Perkins, 22 for 92, two touchdowns; Marsh, 17 for 117; Lockett, 2 for 8, one touchdown.

Browns—Brown, 8 for 29; Green, 4 for 16; Ryan, 1 for 16.

Passing

Cowboys—Meredith, 10 of 12 for 147, two touchdowns, no interceptions; LeBaron, 6 of 8 for 53, one touchdown, one interception.

Browns—Ryan, 19 of 31 for 268, three touchdowns, one interception; Brown, 0 of 1 for 0, no touchdowns, no interceptions.

Receiving

Cowboys—Howton, 4 for 77, one touchdown; Marsh, 4 for 52; Folkins, 4 for 36, one touchdown; Clarke, 3 for 20, one touchdown; Perkins, 1 for 15.

Browns—Kreitling, 7 for 125, one touchdown; Brewer, 4 for 60, one touchdown; Renfro, 4 for 60, one touchdown; Brown, 4 for 23.

Cardinals 52, Cowboys 20

Cardinals 0 14 17 21—52
Cowboys 7 13 0 0—20

Cowboys—Norton 94, field goal return; Baker kick.

Cowboys—Baker 25 field goal.
Cardinals—Anderson 43, pass from Johnson; Perry kick.

Cowboys—Baker 47 field goal.
Cardinals—Conrad 5, pass from Johnson; Perry kick.

Cowboys—Folkins 20, pass from LeBaron; Baker kick.

Cardinals—Perry 42 field goal.
Cardinals—Randle 74, pass from Johnson; Perry kick.

Cardinals—Anderson 27, pass from Johnson; Perry kick.

Cardinals—Crow 16, run; Perry kick.
Cardinals—Conrad 72, pass from Johnson; Perry kick.

Cardinals—Johnson 2, run; Perry kick.
Attendance—14,102.

Team Statistics

	Cardinals	Cowboys
First Downs	22	14
Net Yards Gained	527	274
Yards Rushing	217	86
Yards Passing	310	188

Passes	15-31	13-31
Intercepted By	2	2
Punts, Average	2-39.5	5-46.4
Fumbles Lost	1	3
Penalties, Yards	5-56	3-35

Rushing

Cardinals—Crow, 18 for 118, one touchdown; Gautt, 14 for 61; Childress, 5 for 22; Hammack, 3 for 9; Johnson, 2 for 9, one touchdown.

Cowboys—Marsh, 11 for 73; Perkins, 10 for 24; LeBaron, 2 for — 3; Meredith, 1 for —8.

Passing

Cardinals—Johnson, 13 of 27 for 302, five touchdowns, two interceptions; Crow, 2 of 3 for 26, no touchdowns, no interceptions; Etchevery, 0 of 1 for 0, no touchdowns, no interceptions.

Cowboys—LeBaron, 9 of 19 for 161, one touchdown, one interception; Meredith, 4 of 11 for 56, no touchdowns, one interception; Baker, 0 of 1 for 0, no touchdowns, no interceptions.

Receiving

Cardinals—Conrad, 6 for 128, two touchdowns; Randle, 5 for 105, one touchdown; Anderson, 3 for 80, two touchdowns; Hammack, 1 for 15.

Cowboys—Folkins, 6 for 87, one touchdown; Clarke, 2 for 70; Howton, 2 for 26; Marsh, 2 for 16; Lockett, 1 for 18.

Giants 41, Cowboys 31

Giants	7	28	7	6	— 41
Cowboys	3	21	0	7	— 31

Giants — Gifford 47, pass from Tittle; Chandler kick.

Cowboys—Baker 35 field goal.

Giants — Walton 10, pass from Tittle; Chandler kick.

Cowboys—Marsh 8, run; Baker kick.

Giants — Webster 17, pass from Tittle; Chandler kick.

Cowboys—Clarke 53, pass from LeBaron; Baker kick.

Giants — Webster 7, pass from Tittle; Chandler kick.

Cowboys—Howton 69, pass from Meredith; Baker kick.

Giants — Walton 20, pass from Tittle; Chandler kick.

Cowboys—Howton 16, pass from Meredith; Baker kick.

Giants—Walton 8, pass from Tittle; Chandler kick failed.

Attendance—62,694.

Team Statistics

	Giants	Cowboys
First Downs	23	16
Net Yards Gained	471	378
Yards Rushing	153	166
Yards Passing	318	212
Passes	21-42	12-32
Intercepted By	1	2
Punts, Average	4-35.5	3-50.0
Fumbles Lost	2	3
Penalties, Yards	5-69	4-40

Rushing

Giants—Webster, 13 for 35; King, 5 for 55; Morrison, 5 for 43; Tittle, 1 for 20.

Cowboys—Perkins, 16 for 87; Marsh, 11 for 78, one touchdown; Bullocks, 1 for 2; LeBaron, 1 for —1.

Passing

Giants—Tittle, 21 of 42 for 341, six touchdowns, two interceptions; Guglielmi, 0 of 1 for 0, no touchdowns, no interceptions.

Cowboys—LeBaron, 6 of 19 for 84, one touchdown, one interception; Meredith, 6 of 13 for 171, two touchdowns, no interceptions.

Receiving

Giants—Webster, 10 for 155, two touchdowns; Walton, 4 for 51, three touchdowns; Gifford, 3 for 68, one touchdown; Counts, 2 for 35; Collier, 1 for 27; King, 1 for 5.

Cowboys—Clarke, 5 for 114, one touchdown; Howton, 3 for 108, two touchdowns; Marsh, 2 for 17; Perkins, 1 for 18; Folkins, 1 for —2.

COWBOYS' HONORS

Dallas Cowboys selected to play in the **COLLEGE ALL-STAR** game: **1960** —QB Don Meredith, SMU; **OHB** Don Perkins, New Mexico State; **DHB** Jim Mooty, Arkansas. **1961**—OE Glynn Gregory, SMU; **DE** Robert Lilly, TCU. **1963** —QB Sonny Gibbs, TCU; **LB** Lee Roy Jordan, Alabama. Selected to play in the **PRO BOWL** game: **1961**—OE Jim Doran. **1962**—OE Dick Bielski; **OHB** Don Perkins. **1963**—**DHB** Don Bishop; **QB** Eddie LeBaron; **DE** Robert Lilly; **OHB** Don Perkins; **LB** Jerry Tubbs. Selected on **ALL-ROOKIE** team: **1961**—**OHB** Don Perkins; **DHB** Warren Livingston; **FB** Amos Marsh; **DE** Robert Lilly; **DT** Ken Frost. **1962**—**DE** George Andrie; **DT** Guy Reese; **DS** Mike Gaechter. Selected on **ALL-PRO** teams: **1962**—**OHB** Don Perkins, AP, NEA; **LB** Jerry Tubbs, Sporting News.

FINAL 1962 DALLAS COWBOYS STATISTICS

TEAM STATISTICS

Cowboys	Opponents
246 First Downs	274
101 First Downs Rushing	93
136 First Downs Passing	166
9 First Downs Penalties	15
4912 Net Offensive Yards	5184
2040 Net Yards Rushing	1510
2872 Net Yards Passing	3674
3115 Yards Gained Passing	3904
243 Yards Lost Att. Pass	230
380 Passes Attempted	437
200 Passes Completed	233
20 Passes Intercepted By	16
57 Punts	63
45.4 Punting Average	40.6
32 Fumbles	33
19 Fumbles Lost	16
62 Penalties	56
639 Yards Lost Penalties	569
18 Punt Returns	28
4.5 Avg. Yards Punt Ret.	6.8
59 Kickoff Returns	63
20.5 Avg. Yds. KO Returns	25.5

RECEIVING

Player—	No.	Yds.	Avg.	TD
Bill Howton	49	706	14.1	6
Frank Clarke	47	1043	22.2	14
Lee Folkins	39	536	13.7	6
Amos Marsh	35	467	13.3	2
Don Perkins	13	104	8.0	0
J. W. Lockett	7	78	10.1	2
Glenn Gregory	3	70	23.3	0
Amos Bullocks	3	46	15.3	1
Peffis Norman	2	34	17.0	0
Donnie Davis	2	31	15.5	0
TOTALS	200	3115	15.6	31

RUSHING

Player—	No.	Yds.	Avg.	TD
Don Perkins	222	945	4.3	7
Amos Marsh	144	802	5.6	6
Amos Bullocks	33	196	6.0	2
Don Meredith	21	74	3.5	0
J. W. Lockett	8	24	3.0	1
Eddie LeBaron	6	-1	-0.2	0
TOTALS	434	2040	4.7	16

PASSING

Player—	Att.	Comp.	Yds.	Pct.	Int.	Avg.	TD
Eddie LeBaron	166	95	1436	57.2	9	8.7	16
Don Meredith	212	105	1679	49.5	8	7.9	15
Sam Baker	1	0	0	0	0	0	0
J. W. Lockett	1	0	0	0	0	0	0
TOTALS	380	200	3115	52.6	17	8.2	31

PUNT RETURNS

Player—	Ret.	Yds.	Avg.	Lg.	TD
Lockett	8	45	5.1	17	0
Gaechter	7	32	4.5	15	0
Marsh	3	4	1.3	2	0
TOTALS	18	81	4.5	17	0

INTERCEPTIONS

Player—	No.	Yds.	Avg.	Lg.	TD
Bishop	6	134	22.3	44	0
Gaechter	5	136	27.2	100	1
Tubbs	4	35	8.7	21	0
Howley	2	33	16.5	21	0
Norton	2	21	10.5	21	0
Dowdle	1	7	7.0	7	0
TOTALS	20	366	18.3	100	1

OPP. FUMBLES RECOVERED

Player—	No.	Yds.	Avg.	Lg.	TD
Norton	4	11	2.8	11	0
Bishop	2	84	42.0	84	1
Andrie	2	0	0.0	0	0
Dowdle	2	0	0.0	0	0
Tubbs	1	0	0.0	0	0
Reese	1	0	0.0	0	0
Howley	1	0	0.0	0	0
Meyers	1	0	0.0	0	0
Nolan	1	0	0.0	0	0
Lilly	1	0	0.0	0	0
TOTALS	16	95	5.9	84	1

OPP. F.G. ATTEMPTS RETURNED

Player—	No.	Yds.	Avg.	Lg.	TD
Norton	2	106	53.0	94	1

PUNTING

Player—	No.	Yds.	Avg.	Lg.
Sam Baker	57	2589	45.4	72

SCORING

Player—	TD	PAT	FG	Pts.
Baker	0	50-51	14-27	92
Clarke, F.	14	0-0	0-0	84
Marsh	9	0-0	0-0	54
Perkins	7	0-0	0-0	42
Folkins	6	0-0	0-0	36
Howton	6	0-0	0-0	36
Bullocks	3	0-0	0-0	18
Lockett	3	0-0	0-0	18
Gaechter	1	0-0	0-0	6
Norton	1	0-0	0-0	6
Bishop	1	0-0	0-0	6
TOTALS	51	50-51	14-27	398
OPP. TOT.	52	49-52	13-22	x-402

x—includes safety by Pittsburgh

KICKOFF RETURNS

Player—	No.	Yds.	Avg.	Lg.	TD
Marsh	29	725	25.0	101	1
Bullocks	14	265	18.9	62	0
Lockett	6	130	21.6	31	0
Davis	4	66	16.5	23	0
Gaechter	1	16	16.0	16	0
Norman	2	5	2.5	5	0
Talbert	1	0	—	—	0
Cvercko	1	0	—	—	0
Memmelaar	1	0	—	—	0
TOTALS	59	1207	20.5	101	1

COWBOYS RECORDS

Team Single-Game Records

MOST POINTS

Cowboys	45	vs. Cleveland (45-21)	December 2, 1962
Opp.	52	St. Louis (52-20)	December 9, 1962

MOST FIRST DOWNS

Cowboys	28	vs. Cleveland	December 2, 1962
Opp.	28	Chicago	November 18, 1962

FEWEST FIRST DOWNS

Cowboys	8	vs. Cleveland	October 16, 1960
		vs. Pittsburgh	November 12, 1961
		vs. St. Louis	December 10, 1961
Opp.	12	Cleveland	October 7, 1962

MOST FIRST DOWNS RUSHING

Cowboys	14	vs. Philadelphia	October 22, 1961
Opp.	15	Cleveland	December 3, 1961
		Pittsburgh	September 23, 1962

FEWEST FIRST DOWNS RUSHING

Cowboys	1	vs. Chicago	November 27, 1960
		vs. St. Louis	October 23, 1960
Opp.	1	Los Angeles	September 30, 1962

MOST FIRST DOWNS PASSING

Cowboys	17	vs. Washington	October 9, 1960
Opp.	21	Chicago	November 11, 1962

FEWEST FIRST DOWNS PASSING

Cowboys	3	vs. Cleveland	October 16, 1960
		vs. St. Louis	December 10, 1961
Opp.	4	St. Louis	October 23, 1960

MOST FIRST DOWNS BY PENALTIES

Cowboys	5	vs. Detroit	December 11, 1960
Opp.	3	San Francisco	November 20, 1960
		Pittsburgh	November 12, 1961

MOST NET YARDS TOTAL OFFENSE

Cowboys	483	vs. Washington	September 16, 1962
Opp.	527	St. Louis	December 9, 1962

FEWEST NET YARDS TOTAL OFFENSE

Cowboys	126	vs. St. Louis	December 10, 1961
Opp.	183	Minnesota	October 8, 1961

MOST NET YARDS RUSHING

Cowboys	224	vs. Washington	November 4, 1962
Opp.	289	Philadelphia	October 22, 1961

FEWEST NET YARDS RUSHING

Cowboys	44	vs. Chicago	November 27, 1960
Opp.	40	Los Angeles	September 30, 1962

MOST NET YARDS PASSING

Cowboys	341	vs. Washington	September 16, 1962
Opp.	437	Chicago	November 18, 1962

FEWEST NET YARDS PASSING

Cowboys	16	vs. St. Louis	December 10, 1961
Opp.	71	St. Louis	November 5, 1961

MOST TOTAL YARDS PASSING

Cowboys	351	vs. Washington	September 16, 1962
Opp.	466	Chicago	November 18, 1962

FEWEST TOTAL YARDS PASSING

Cowboys	49	vs. St. Louis	December 10, 1961
Opp.	79	St. Louis	November 5, 1961

MOST YARDS LOST ATTEMPTING TO PASS

Cowboys	54	vs. Chicago	November 27, 1960
Opp.	65	Minnesota	October 8, 1961

MOST FUMBLES

Cowboys	6	vs. Washington	November 19, 1961
Opp.	6	St. Louis	October 28, 1962

MOST FUMBLES LOST

Cowboys	3	(nine games, one in 1960, five in 1961, three in 1962)	
Opp.	4	St. Louis	October 28, 1962

MOST PENALTIES

Cowboys	8	vs. Detroit	December 11, 1960
		vs. Washington	September 16, 1962
Opp.	10	vs. Cleveland	October 7, 1962
		Los Angeles	November 6, 1960

FEWEST PENALTIES

Cowboys	0	vs. St. Louis	December 10, 1961
Opp.	0	Pittsburgh	October 21, 1962

MOST YARDS LOST ON PENALTIES

Cowboys	117	vs. Detroit	December 11, 1960
Opp.	149	Los Angeles	November 6, 1960

MOST PUNTS

Cowboys	10	vs. Pittsburgh	November 12, 1961
Opp.	11	Los Angeles	September 30, 1962

Cowboys Individual Season Records

RUSHING

Most Yards Gained	945 — Don Perkins	1962
Most Carries	222 — Don Perkins	1962
Best Avg. (50 plus carries)	5.6 — Amos Marsh	1962
Best Avg. (less than 50 carries) ..	8.0 — Don Meredith	1961
Most Touchdowns	7 — Don Perkins	1962

PASSING

Most Attempts	236 — Eddie LeBaron	1961
Most Completions	120 — Eddie LeBaron	1961
Most Yards Gained	1,741 — Eddie LeBaron	1961
Most Touchdowns	16 — Eddie LeBaron	1962
Best Percentage	57.2 — Eddie LeBaron	1962
Most Interceptions	25 — Eddie LeBaron	1960
Best Avg. Gain Per Attempt	8.7 — Eddie LeBaron	1962
Poorest Percentage	37.7 — Don Heinrich	1960

RECEIVING

Most Receptions	56 — Bill Howton	1961
Most Yards Gained	1,043 — Frank Clarke	1962
Most Touchdowns	14 — Frank Clarke	1962
Best Avg. Gn. Per Reception ..	32.2 — Frank Clarke	1960

SCORING

Most Points	92 — Sam Baker	1962
Most Touchdowns	14 — Frank Clarke	1962
Most PATs	50 — Sam Baker	1962
Most Field Goals	13 — Sam Baker	1962
Most PAT attempts	51 — Sam Baker	1962
Most FG Attempts	27 — Sam Baker	1962

DEFENSE

Most Unassisted Tackles	47 — Jerry Tubbs	1960
Most Assisted Tackles	101 — Jerry Tubbs	1960
Most Tackles, Combined	148 — Jerry Tubbs	1960
Most Intercepted Passes	8 — Don Bishop	1961
Most Yds. Ret. Int. Passes	172 — Don Bishop	1961
Most Kickoff Returns	29 — Amos Marsh	1962
Most Yds. on Kickoff Returns ..	725 — Amos Marsh	1962
Most Punt Returns	14 — Amos Marsh	1961
Most Yards Punt Returns	131 — Billy Butler	1960

Individual Single-Game Records

MOST YARDS GAINED RUSHING

Cowboys	137	Don Perkins vs. St. Louis	Oct. 28, 1962
Opp.	146	Dick James, Washington	Dec. 17, 1961

MOST CARRIES

Cowboys	24	Don Perkins vs. St. Louis	Oct. 28, 1962
Opp.	27	Dick James, Washington	Dec. 17, 1961

LONGEST RUN FROM SCRIMMAGE

Cowboys	73	Amos Bullocks vs. Chicago	Nov. 18, 1962
Opp.	75	Ed Sutton, New York	Dec. 4, 1960

MOST PASSES ATTEMPTED

Cowboys	43	Eddie LeBaron vs. Philadelphia	Nov. 26, 1961
Opp.	46	Bill Wade, Chicago	Nov. 18, 1962

MOST PASSES COMPLETED

Cowboys	22	Eddie LeBaron vs. Philadelphia	Nov. 26, 1961
Opp.	28	Bill Wade, Chicago	Nov. 18, 1962

MOST YARDS GAINED PASSING

Cowboys	345	Eddie LeBaron vs. Pittsburgh	Sept. 24, 1960
Opp.	466	Bill Wade, Chicago	Nov. 18, 1962

MOST TOUCHDOWN PASSES

Cowboys	5	Eddie LeBaron vs. Pittsburgh	Oct. 21, 1962
Opp.	6	Y. A. Tittle, New York	Dec. 16, 1962

LONGEST COMPLETION

Cowboys	85	Eddie LeBaron to Amos Marsh vs. Los Angeles	Sept. 30, 1962
Opp.	86	Charlie Johnson to Sonny Randle, St. Louis	Oct. 28, 1962

(Dallas holds National Football League record for shortest touchdown pass, two inches, Eddie LeBaron to Dick Bielski, vs. Washington, October 9, 1960.)

MOST PASSES HAD INTERCEPTED

Cowboys	5	Eddie LeBaron vs. Philadelphia	Sept. 30, 1960
		Eddie LeBaron vs. St. Louis	Nov. 5, 1961
Opp.	4	Y. A. Tittle, New York	Oct. 15, 1961

MOST PASS RECEPTIONS

Cowboys	11	Bill Howton vs. Philadelphia	Nov. 26, 1961
Opp.	10	Bill Anderson, Washington	Nov. 19, 1961
		Johnny Morris, Chicago	Nov. 18, 1962

MOST YARDS LOST ATTEMPTING TO PASS

Cowboys	49	Eddie LeBaron vs. St. Louis	Oct. 23, 1960
Opp.	47	Fran Tarkenton, Minnesota	Oct. 8, 1961

MOST YARDS GAINED ON RECEPTIONS

Cowboys	241	Frank Clarke vs. Washington	Sept. 16, 1962
Opp.	195	Raymond Berry, Baltimore	Oct. 30, 1960

MOST TOUCHDOWNS ON PASS RECEPTIONS

Cowboys	3	Frank Clarke vs. Washington	Sept. 16, 1962
		Frank Clarke vs. Pittsburgh	Oct. 21, 1962
Opp.	3	Raymond Berry, Baltimore	Oct. 30, 1960
		Tommy McDonald, Philadelphia	Nov. 26, 1961
		Del Shofner, New York	Nov. 11, 1962
		Joe Walton, New York	Dec. 16, 1962

MOST POINTS SCORED

Cowboys	18	L. G. Dupre vs. New York	Dec. 4, 1960
		Frank Clarke vs. Washington	Sept. 16, 1962
		Frank Clarke vs. Pittsburgh	Oct. 21, 1962
Opp.	24	Dick James, Washington	Dec. 17, 1961

MOST TOUCHDOWNS

Cowboys	3	L. G. Dupre vs. New York	Dec. 4, 1960
		Frank Clarke vs. Washington	Sept. 16, 1962
		Frank Clarke vs. Pittsburgh	Oct. 21, 1962
Opp.	4	Dick James, Washington	Dec. 17, 1961

MOST EXTRA POINTS CONVERTED

Cowboys	6	Sam Baker vs. Pittsburgh	Oct. 21, 1962
		Sam Baker vs. Cleveland	Dec. 2, 1962
Opp.	6	Sam Baker, Cleveland	Oct. 16, 1960
		Steve Myhra, Baltimore	Oct. 30, 1960

MOST EXTRA POINTS ATTEMPTED

Cowboys	6	Sam Baker vs. Pittsburgh	Oct. 21, 1962
		Sam Baker vs. Cleveland	Dec. 2, 1962
Opp.	7	Sam Baker, Cleveland	Oct. 16, 1960

MOST FIELD GOALS MADE

Cowboys	2	Fred Cone vs. Philadelphia	Sept. 30, 1960
		Fred Cone vs. Los Angeles	Nov. 6, 1960
		Allen Green vs. Pittsburgh	Sept. 17, 1961
		Dick Bielski vs. Philadelphia	Nov. 26, 1961
		Dick Bielski vs. St. Louis	Dec. 10, 1961
		Sam Baker vs. Los Angeles	Sept. 30, 1962
		Sam Baker vs. Philadelphia	Oct. 14, 1962
		Sam Baker vs. Chicago	Nov. 18, 1962
		Sam Baker vs. St. Louis	Dec. 9, 1962
Opp.	4	Ed Khayat, Washington	Oct. 9, 1960
		Tommy Davis, San Francisco	Nov. 20, 1960

MOST FIELD GOALS ATTEMPTED

Cowboys	4	Allen Green vs. Pittsburgh	Sept. 17, 1961
		Sam Baker vs. Los Angeles	Sept. 30, 1962
Opp.	6	Tommy Davis, San Francisco	Nov. 20, 1960

LONGEST FIELD GOAL

Cowboys	53	Sam Baker vs. New York	Nov. 11, 1962
Opp.	47	Lou Michaels, Pittsburgh	Nov. 12, 1961

COWBOYS DEFENSE

Most unassisted tackles	9	— Jerry Tubbs vs. San Fran.	Nov. 20, 1960
Most assisted tackles	15	— Jerry Tubbs vs. Chicago	Nov. 27, 1960
Most tackles, combined	19	— Jerry Tubbs vs. Chicago	Nov. 27, 1960
Most yds. gn. ret. int.	100	— Mike Gaechter vs. Phila.	Oct. 14, 1962
Longest ret. of int. pass	100	— Mike Gaechter vs. Phila.	Oct. 14, 1962
Most Kickoff returns	5	— L. G. Dupre vs. Pitts.	Nov. 12, 1961
Most yds. KO rets.	157	— Amos Marsh vs. Philadelphia 4 returns	Oct. 14, 1962
Longest KO ret.	101	— Amos Marsh vs. Philadelphia	Oct. 14, 1962
Most Punt returns	3	— Jim Mooty vs. Chicago	Nov. 27, 1960
		Warren Livingston vs. Pitts.	Sept. 17, 1961
		Amos Marsh vs. Minnesota	Oct. 8, 1961
Longest Punt Returns	46	— Bill Butler vs. Cleveland	Oct. 16, 1960
Most yds. punt returns	58	— Bill Butler vs. Cleveland (2 returns)	Oct. 16, 1960

MISCELLANEOUS INDIVIDUAL RECORDS

- Most Consecutive Passes Completed — Eddie LeBaron, 7 vs. Philadelphia Eagles, Oct. 14, 1962.
- Most Consecutive Passes Without an Interception — Eddie LeBaron, 63 in 1962 (LeBaron has 5 going into 1963, Meredith has 18).
- Most Consecutive Games to Rush for TD — Don Perkins, 2 (once in 1961, twice in '62).
- Most Consecutive Games at Least One Pass Catch — Bill Howton, 29 (final game of 1960 and every game last two seasons).
- Most Consecutive Games to Catch TD Passes — Frank Clarke, 7 (final game of 1961 season, first six games in '62; Clarke and Howton each have one going into '63 season).
- Most Consecutive Games Kick FG — Dick Bielski, 4 in 1961 and Sam Baker, 4 in 1962 (Baker has 3 going into '63 season).
- Most Consecutive Games Intercept Pass — Don Bishop, 5 in 1961 (Bishop and Howley each have one going into '63 season).
- Lost Consecutive PATs — Sam Baker, 33 in 1962 (Baker has 17 straight going into '63 season).

MISCELLANEOUS TEAM RECORDS

- Most Consecutive Games without Losing Fumble — 2 in 1962 (0 into '63).
- Most Consecutive Games Intercept Pass — 14 (every game in '62 — last miss was last game of '61 season).
- Most Consecutive PATs — 79 ('60, '61, '62 — 17 going into '63).
- PAT record — 21 of 23 in '60 — last 17 straight
29 of 29 in '61
50 of 51 in '62 — first 33, last 17
- Club All-Time PAT Percentage — 97.1 on 100 of 103.

COWBOYS' LONGEST PLAYS

Long Runs from Scrimmage

- 73 — Amos Bullocks vs. Chicago, Nov. 18, 1962 (TD).
- 71 — Amos Marsh vs. New York, Oct. 15, 1961.
- 70 — Amos Marsh vs. Washington, Nov. 4, 1962.
- 47 — Don Perkins vs. Minnesota, Sept. 24, 1961.
- 36 — Amos Marsh vs. Los Angeles, Sept. 30, 1962.

Long Forward Passes

- 85 — Eddie LeBaron to Amos Marsh vs. Los Angeles, Sept. 30, 1962 (TD).
- 80 — Eddie LeBaron to Frank Clarke vs. Washington, Dec. 17, 1961 (TD).
- 76 — Eddie LeBaron to Frank Clarke vs. San Francisco, Nov. 20, 1960 (TD).
- 76 — Eddie LeBaron to Jim Doran vs. Pittsburgh, Sept. 24, 1960 (TD).
- 75 — Eddie LeBaron to Frank Clarke vs. Philadelphia, Sept. 30, 1960 (TD).
- 69 — Don Meredith to Bill Howton vs. New York, Dec. 16, 1962 (TD).
- 66 — Eddie LeBaron to Frank Clarke vs. Los Angeles, Sept. 30, 1962 (TD).
- 64 — Don Heinrich to Don McIlhenny vs. Chicago, Nov. 27, 1960 (TD).
- 57 — Don Meredith to Frank Clarke vs. Philadelphia, Oct. 14, 1962 (TD).
- 56 — Don Meredith to Amos Marsh vs. Pittsburgh, Oct. 21, 1962.

Long Kickoff Returns

- 101 — Amos Marsh vs. Philadelphia, Oct. 14, 1962 (TD).
- 79 — Amos Marsh vs. Washington, Nov. 19, 1961.
- 62 — Amos Marsh vs. Philadelphia, Nov. 26, 1961.
- 62 — Amos Bullocks vs. New York, Dec. 16, 1962.
- 60 — Billy Butler vs. Pittsburgh, Sept. 24, 1960.
- 58 — Amos Marsh vs. Pittsburgh, Sept. 17, 1961.
- 49 — Amos Marsh vs. St. Louis, Oct. 28, 1962.
- 46 — Tom Franckhauser vs. Baltimore, Oct. 30, 1960.
- 43 — Jim Mooty vs. Los Angeles, Nov. 6, 1960.

Long Punt Returns

- 46 — Billy Butler vs. Cleveland, Oct. 16, 1960
- 24 — Billy Butler vs. St. Louis, Oct. 23, 1960
- 19 — Amos Marsh vs. St. Louis, Dec. 10, 1961
- 17 — J. W. Lockett vs. Los Angeles, Sept. 30, 1962
- 17 — Amos Marsh vs. New York, Oct. 27, 1961.
- 17 — Tom Franckhauser vs. Philadelphia, Sept. 30, 1960.

Long Returns of Intercepted Passes

- 100 — Mike Gaechter vs. Philadelphia, Oct. 14, 1962 (TD).
- 57 — Don Bishop vs. Pittsburgh, Nov. 12, 1961.
- 50 — Don Bishop vs. Cleveland, Oct. 1, 1961.
- 44 — Don Bishop vs. Pittsburgh, Oct. 21, 1962.
- 33 — Jerry Tubbs vs. St. Louis, Dec. 10, 1961.
- 30 — Don Bishop vs. New York, Dec. 16, 1962.

Long Returns of Opponents' Fumbles

- 84 — Don Bishop vs. St. Louis, Oct. 28, 1962 (TD).
- 13 — Don Bishop vs. Cleveland, Dec. 3, 1961.
- 11 — Jerry Norton vs. Pittsburgh, Oct. 21, 1962.

Long Returns of Field-Goal Attempts

- 94 — Jerry Norton vs. St. Louis, Dec. 9, 1962 (TD).
- 30 — Billy Butler vs. Pittsburgh, Sept. 24, 1960.
- 19 — Don Bishop vs. Cleveland, Dec. 2, 1962.

COWBOYS ALL-TIME RESULTS

LEAGUE PLAY

1960 (0-11-1)

28	Pittsburgh	35
25	Philadelphia	27
14	Washington	26
7	Cleveland	48
10	St. Louis	12
7	Baltimore	45
13	Los Angeles	38
7	Green Bay	41
14	San Francisco	26
7	Chicago	17
31	New York	31
14	Detroit	23
177	TOTALS	369

1961 (4-9-1)

27	Pittsburgh	24
21	Minnesota	7
7	Cleveland	25
28	Minnesota	0
10	New York	31
7	Philadelphia	43
17	New York	16
17	St. Louis	31
7	Pittsburgh	37
28	Washington	28
13	Philadelphia	35
17	Cleveland	38
13	St. Louis	31
24	Washington	34
236	TOTALS	380

1962 (5-8-1)

35	Washington	35
28	Pittsburgh	30
27	Los Angeles	17

10	Cleveland	19
41	Philadelphia	19
42	Pittsburgh	27
24	St. Louis	28
38	Washington	10
10	New York	41
33	Chicago	34
14	Philadelphia	28
45	Cleveland	21
20	St. Louis	52
31	New York	41
398	TOTALS	402

PRE-SEASON

1960 (1-5-0)

10	San Francisco	16
13	St. Louis	20
14	New York	3
10	Baltimore	14
14	Los Angeles	49
23	Green Bay	28
84	TOTALS	130

1961 (2-3-0)

38	Minnesota	13
7	Green Bay	30
10	New York	28
35	Baltimore	24
10	San Francisco	24
100	TOTALS	119

1962 (0-5-0)

7	Green Bay	31
24	Detroit	35
10	Baltimore	24
7	San Francisco	26
26	Minnesota	45
74	TOTALS	161

LEAGUE LEADERS BY YEARS

SCORING

		TDs	PATs	FGs	Total
1932	Dutch Clark, Portsmouth	4	6	3	39
1933	Ken Strong, Giants	6	13	5	64
	Glenn Presnell, Portsmouth	6	10	6	64
1934	Jack Manders, Bears	3	31	10	79
1935	Dutch Clark, Lions	6	16	1	55
1936	Dutch Clark, Lions	7	19	4	73
1937	Jack Manders, Bears	5	15	8	69
1938	Clark Hinkle, Packers	7	7	3	58
1939	Andy Farkas, Redskins	11	2	0	68
1940	Don Hutson, Packers	7	15	0	57
1941	Don Hutson, Packers	12	20	0	95
1942	Don Hutson, Packers	17	33	1	138
1943	Don Hutson, Packers	12	36	3	117
1944	Don Hutson, Packers	9	31	0	85
1945	Steve Van Buren, Eagles	18	2	0	110
1946	Ted Fritsch, Packers	10	13	9	100
1947	Pat Harder, Cards	7	39	7	102
1948	Pat Harder, Cards	6	53	7	110
1949	Pat Harder, Cards	8	45	3	102
	Gene Roberts, Giants	17	0	0	102
1950	Doak Walker, Lions	11	38	8	128
1951	Elroy Hirsch, Rams	17	0	0	102
1952	Gordy Soltau, 49ers	7	34	6	94
1953	Gordy Soltau, 49ers	6	48	10	114
1954	Bob Walston, Eagles	11	36	4	114
1955	Doak Walker, Lions	7	27	9	96
1956	Bobby Layne, Lions	5	33	12	99
1957	Sam Baker, Redskins	1	29	14	77
	Lou Groza, Browns	0	32	15	77
1958	James Brown, Browns	18	0	0	108
1959	Paul Hornung, Packers	7	31	7	94
1960	Paul Hornung, Packers	15	41	15	*176
1961	Paul Hornung, Packers	10	41	15	146
1962	Jim Taylor, Packers.....	*19	0	0	114

* League Record

PASSING

		Passes	Comp.	Yds.	TDs	Intcp.
1932	Arnie Herber, Packers	101	37	639	9	9
1933	Harry Newman, Giants	132	53	963	8	17
1934	Arnie Herber, Packers	115	42	799	8	12
1935	Ed Danowski, Giants	113	57	795	9	9
1936	Arnie Herber, Packers	173	77	1,239	9	13
1937	Sam Baugh, Redskins	171	81	1,127	7	14
1938	Ed Danowski, Giants	129	70	848	8	8
1939	Parker Hall, Rams	208	106	1,227	9	13
1940	Sam Baugh, Redskins	117	111	1,367	12	10

1941	Cecil Isbell, Packers	206	117	1,479	15	11
1942	Cecil Isbell, Packers	268	146	2,021	24	14
1943	Sam Baugh, Redskins	239	133	1,754	23	19
1944	Frank Filchock, Redskins	147	84	1,139	13	9
1945	Sam Baugh, Redskins	182	128	1,669	11	4
1946	Bob Waterfield, Rams	251	127	1,747	18	17
1947	Sam Baugh, Redskins	*354	*210	*2,938	25	15
1948	Tommy Thompson, Eagles	246	141	1,965	25	11
1949	Sam Baugh, Redskins	255	145	1,903	18	14
1950	Norm Van Brocklin, Rams	233	127	2,061	18	14
1951	Bob Waterfield, Rams	176	88	1,566	13	10
1952	Norm Van Brocklin, Rams	205	113	1,736	14	17
1953	Otto Graham, Browns	258	167	2,722	11	9
1954	Norm Van Brocklin, Rams	260	139	2,637	13	21
1955	Otto Graham, Browns	185	98	1,721	15	8
1956	Ed Brown, Bears	168	96	1,667	11	12
1957	Tommy O'Connell, Browns	110	63	1,229	9	8
1958	Eddie LeBaron, Redskins	145	79	1,365	11	10
1959	John Unitas, Colts	367	193	2,899	32	14
1960	Milt Plum, Browns	250	151	2,297	21	5
1961	Milt Plum, Browns	302	177	2,416	18	10
1962	Bart Starr, Packers	285	178	2,438	12	9

* League Record

RECEIVING

		Caught	Yards	Avg. Gain	TDs
1932	Luke Johnsos, Bears	24	321	13.4	2
1933	John Kelley, Brooklyn	21	219	10.4	3
1934	Joe Carter, Eagles	16	237	14.8	3
1935	Tod Goodwin, Giants	26	432	16.6	4
1936	Don Hutson, Packers	34	526	15.5	9
1937	Don Hutson, Packers	41	552	13.5	7
1938	Gaynell Tinsley, Cards	41	516	12.6	1
1939	Don Hutson, Packers	34	846	24.9	6
1940	Don Looney, Eagles	58	707	12.2	4
1941	Don Hutson, Packers	58	738	12.7	10
1942	Don Hutson, Packers	74	1,211	16.4	*17
1943	Don Hutson, Packers	46	776	16.5	11
1944	Don Hutson, Packers	58	866	14.6	9
1945	Don Hutson, Packers	47	834	17.1	9
1946	Jim Benton, Rams	63	981	15.5	6
1947	Jim Kearne, Bears	64	910	14.2	10
1948	Tom Fears, Rams	51	698	13.7	4
1949	Tom Fears, Rams	77	1,013	13.2	9
1950	Tom Fears, Rams	*84	1,116	13.3	7
1951	Elroy Hirsch, Rams	66	*1,495	22.7	*17
1952	Mac Speedie, Browns	62	911	14.7	5
1953	Pete Pihos, Eagles	63	1,049	16.7	10
1954	Pete Pihos, Eagles	60	872	14.5	10
	Billy Wilson, 49ers	60	830	13.8	5
1955	Pete Pihos, Eagles	62	864	13.9	7
1956	Billy Wilson, 49ers	60	889	14.8	5
1957	Billy Wilson, 49ers	52	757	14.6	6
1958	Raymond Berry, Colts	56	794	14.2	9
	Pete Retzlaff, Eagles	56	766	13.7	2
1959	Raymond Berry, Colts	66	959	14.5	14
1960	Raymond Berry, Colts	74	1,298	17.5	10
1961	Jim Phillips, Rams	78	1,092	14.0	5
1962	Bobby Mitchell, Redskins	72	1,384	19.2	11

* League Record

BALL CARRYING

		Yds.	Attempts	Avg.	TDs
1932	Bob Campiglio, Stapleton	504	104	4.8
1933	Cliff Battles, Redskins	737	146	5.1
1934	Beattie Feathers, Bears	1,004	101	9.9
1935	Doug Russell, Cards	499	140	3.6
1936	Tuffy Leemans, Giants	830	206	4.0
1937	Cliff Battles, Redskins	874	216	4.1
1938	Whizzer White, Steelers	567	152	3.7	4
1939	Bill Osmanski, Bears	699	121	5.8	7
1940	Whizzer White, Lions	514	146	3.5	5
1941	Clarence Manders, Brooklyn	486	111	4.4	7
1942	Bill Dudley, Steelers	696	162	4.3	5
1943	Bill Paschal, Giants	572	147	3.9	10
1944	Bill Paschal, Giants	737	196	3.8	9
1945	Steve Van Buren, Eagles	832	143	5.8	15
1946	Bill Dudley, Steelers	604	146	4.1	3
1947	Steve Van Buren, Eagles	1,008	217	4.6	14
1948	Steve Van Buren, Eagles	945	201	4.7	10
1949	Steve Van Buren, Eagles	1,146	263	4.4	11
1950	Marion Motley, Browns	810	140	5.8	3
1951	Eddie Price, Giants	971	271	3.6	7
1952	Dan Towler, Rams	894	156	5.7	10
1953	Joe Perry, 49ers	1,018	192	5.3	10
1954	Joe Perry, 49ers	1,049	173	6.1	8
1955	Alan Ameche, Colts	961	213	4.5	9
1956	Rick Casares, Bears	1,126	234	4.8	12
1957	James Brown, Browns	942	202	4.7	9
1958	James Brown, Browns	*1,527	257	5.9	17
1959	James Brown, Browns	1,329	290	4.6	14
1960	James Brown, Browns	1,257	215	5.8	9
1961	James Brown, Browns	1,408	*305	4.6	8
1962	Jim Taylor, Packers	1,474	272	5.4	*19

* League Record

FIELD GOALS

1933	Jack Manders, Bears	6	1947	Pat Harder, Cardinals	7
	Glenn Presnell, Portsmouth	6	1948	Cliff Patton, Eagles	8
1934	Jack Manders, Bears	10	1949	Cliff Patton, Eagles	9
1935	Armand Niccolai, Steelers	6		Bob Waterfield, Rams	9
	Bill Smith, Cardinals	6	1950	Lou Groza, Browns	13
1936	Jack Manders, Bears	7	1951	Bob Waterfield, Rams	13
	Armand Niccolai, Steelers	7	1952	Lou Groza, Browns	19
1937	Jack Manders, Bears	8	1953	Lou Groza, Browns	23
1938	Ward Cuff, Giants	5	1954	Lou Groza, Browns	16
	Ralph Kercheval, Brooklyn	5	1955	Fred Cone, Packers	16
1939	Ward Cuff, Giants	7	1956	Sam Baker, Redskins	17
1940	Clark Hinkle, Packers	9	1957	Lou Groza, Browns	15
1941	Clark Hinkle, Packers	6	1958	Paige Cothren, Rams	14
1942	Bill Daddio, Cardinals	5		Tom Miner, Steelers	14
1943	Don Hutson, Packers	3	1959	Pat Summerall, Giants	20
1944	Ken Strong, Giants	6	1960	Tommy Davis, 49ers	19
1945	Joe Aguirre, Redskins	7	1961	Steve Myhra, Colts	21
1946	Ted Fritsch, Packers	9	1962	Lou Michaels, Steelers	*26

* League Record

INTERCEPTIONS

		No.	Yards	Longest
1941	Marshall Goldberg, Cardinals	7	54	16
1942	Bulldog Turner, Bears	8	96	42
1943	Sam Baugh, Redskins	11	112	23
1944	Howie Livingston, Giants	9	172	40
1945	Roy Zimmerman, Eagles	7	90	23
1946	Bill Dudley, Steelers	10	242	80
1947	Frank Reagan, Giants	10	203	71
1948	Dan Sandifer, Redskins	13	258	54
1949	Bob Nussbaumer, Cardinals	12	157	68
1950	Orban Sanders, Yanks	13	199	29
1951	Otto Schnellbacher, Giants	11	194	46
1952	Dick Lane, Rams	*14	*298	80
1953	Jack Christiansen, Lions	12	238	92
1954	Dick Lane, Cardinals	10	181	64
1955	Willard Sherman, Rams	11	101	36
1956	Lindon Crow, Cardinals	11	170	42
	Milt Davis, Colts	10	219	75
1957	Jack Christiansen, Lions	10	137	52
	Jack Butler, Steelers	10	85	20
1958	Jim Patton, Giants	11	183	42
	Dean Derby, Steelers	7	127	24
1959	Milt Davis, Colts	7	119	57
	Don Shinnick, Colts	7	70	23
1960	Dave Baker, 49ers	10	96	28
	Jerry Norton, Cardinals	10	96	26
1961	Dick Lynch, Giants	9	60	36
1962	Willie Wood, Packers	9	132	37

* League Record

KICKOFF RETURNS

		No.	Yards	Avg.
1942	Marshall Goldberg, Cardinals	15	393	26.2
1943	Ken Heineman, Dodgers	16	442	27.6
1944	Bob Thurbon, Steelers	12	291	24.2
1945	Steve Van Buren, Eagles	13	373	28.7
1946	Abe Karnofsky, Yanks	21	599	28.5
1947	Eddie Saenz, Redskins	29	797	27.4
1948	Joe Scott, Giants	20	569	28.5
1949	Don Doll, Lions	21	536	25.5
1950	V. T. Smith, Rams	22	742	33.7
1951	Lynn Chandnois, Steelers	12	390	32.5
1952	Lynn Chandnois, Steelers	17	599	35.2
1953	Joe Arenas, 49ers	16	551	34.4
1954	Billy Reynolds, Browns	14	413	29.5
1955	Al Carmichael, Packers	14	418	29.9
1956	Tom Wilson, Rams	15	477	31.8
1957	Jon Arnett, Rams	18	504	28.0
1958	Ollie Matson, Cardinals	14	497	35.5
1959	Abe Woodson, 49ers	13	382	29.4
1960	Tom Moore, Packers	12	397	33.1
1961	Dick Bass, Rams	23	698	30.3
1962	Abe Woodson, 49ers	37	1,157	31.3

1962 N.F.L. Statistical Leaders

RUSHING

Player, Team—	Att.	Yds.	Avg.	Long	TD
Jim Taylor, Green Bay	272	1,474	5.4	51	19
John Henry Johnson, Pittsburgh	251	1,141	4.5	40	7
Dick Bass, Los Angeles	196	1,033	5.3	57	6
Jim Brown, Cleveland	230	996	4.3	31	13
Don Perkins, Dallas	222	945	4.3	35	7
J. D. Smith, San Francisco	258	907	3.5	28	6
Amos Marsh, Dallas	144	802	5.6	70	6
John David Crow, St. Louis	192	751	3.9	35	14
Alex Webster, New York	207	743	3.6	55	5
Tommy Mason, Minnesota	167	740	4.4	71	2

PASSING

Player, Team —	Att.	Comp.	Pct.	Yds.	TD	Int.
Bart Starr, Green Bay	285	178	62.5	2,438	12	9
Y. A. Tittle, New York	375	200	53.3	3,224	33	20
Eddie LeBaron, Dallas	166	95	57.2	1,436	16	9
Frank Ryan, Cleveland	194	112	57.7	1,541	10	7
Sonny Jurgensen, Philadelphia	366	196	53.6	3,261	22	26
John Brodie, San Francisco	304	175	57.6	2,272	18	15
Johnny Unitas, Baltimore	389	222	57.1	2,967	23	23
Norman Snead, Washington	354	184	52.0	2,926	22	22
Billy Wade, Chicago	412	225	54.6	3,172	18	24
Don Meredith, Dallas	212	105	49.5	1,678	15	8

RECEIVING

Player, Team —	No.	Yds.	Long Gn.	TD
Bobby Mitchell, Washington	72	1,384	81	11
Sonny Randle, St. Louis	63	1,158	86	7
Bobby Joe Conrad, St. Louis	62	954	72	4
Jim Phillips, Los Angeles	60	875	65	5
Tommy McDonald, Philadelphia	58	1,146	60	10
Mike Ditka, Chicago	58	904	69	5
Johnny Morris, Chicago	58	889	73	5
Jimmy Orr, Baltimore	55	974	80	11
Del Shofner, New York	53	1,133	69	12
Gail Cogdill, Detroit	53	991	72	7
Bernie Casey, San Francisco	53	819	48	6

PUNT RETURNS

Player, Team —	No.	Yds.	Avg.	Long	TD
Pat Studstill, Detroit	29	457	15.8	44	0
Willie Wood, Green Bay	23	273	11.9	65	0
Johnny Morris, Chicago	20	208	10.4	33	0
Abe Woodson, San Francisco	19	179	9.4	85	1
Dick James, Washington	19	145	7.6	33	0
Billy Martin, Chicago	17	62	3.6	19	0

SCORING

Player, Team —	TD	PAT	FG	Pts.
Jim Taylor, Green Bay	19	0	0	114
Lou Michaels, Pittsburgh	0	32-33	26-42	110
Jimmy Brown, Cleveland	18	0	0	108
Don Chandler, New York	0	47-48	19-28	104
John David Crow, St. Louis	17	0	0	102
Sam Baker, Dallas	0	50-51	14-27	92
Frank Clarke, Dallas	14	0	0	84
Tim Brown, Philadelphia	13	0	0	78
Lou Groza, Cleveland	0	33-35	14-30	75
Roger LeClerc, Chicago	0	36-40	13-27	75

PUNTING

Player, Team —	No.	Avg.	Blocked	Long
Tommy Davis, San Francisco	48	45.58	0	82
Danny Villanueva, Los Angeles	87	45.52	0	65
Sam Baker, Dallas	57	45.4	0	72
Yale Lary, Detroit	52	45.3	0	68
Bobby Joe Green, Chicago	69	43.7	0	72
Boyd Dowler, Green Bay	36	43.1	0	75
King Hill, Philadelphia	64	42.9	0	80
Gary Collins, Cleveland	45	42.8	0	64
Tom Gilburg, Baltimore	57	41.8	0	62
Don Chandler, New York	55	40.6	0	65

KICKOFF RETURNS

Player, Team —	No.	Yds.	Avg.	Long	TD
Abe Woodson, San Francisco	37	1,157	31.3	79	0
Johnny Counts, New York	26	784	30.2	90	1
Herb Adderley, Green Bay	15	418	27.9	103	1
Dick James, Washington	32	889	27.8	72	0
Tim Brown, Philadelphia	30	831	27.7	99	1
Tom Watkins, Detroit	17	452	26.6	40	0
Pat Studstill, Detroit	20	511	25.6	59	0
Bill Triplett, St. Louis	24	608	25.3	49	0
Bake Turner, Baltimore	20	504	25.2	37	0
Amos Marsh, Dallas	29	725	25.0	101	1

INTERCEPTIONS

Player, Team —	No.	Yds.	Adv.	Long	TD
Willie Wood, Green Bay	9	132	14.7	37	0
Yale Lary, Detroit	8	51	6.4	32	0
Bobby Boyd, Baltimore	7	163	23.3	38	0
Herb Adderley, Green Bay	7	132	18.9	50	1
Jim Patton, New York	7	125	17.9	45	0
Don Burroughs, Philadelphia	7	96	13.7	28	0
Ross Fichtner, Cleveland	7	76	10.9	31	0
Clendon Thomas, Pittsburgh	7	48	6.9	15	0
Richie Petitbon, Chicago	6	212	35.3	101	1
Don Bishop, Dallas	6	134	22.3	44	0

Championship Playoffs

- 1933—BEARS 23—Giants 21
1934—GIANTS 30—Bears 13
1935—LIONS 26—Giants 7
1936—PACKERS 21—Boston Redskins 6
1937—WASH. REDSKINS 28—Bears 21
1938—GIANTS 23—Packers 17
1939—PACKERS 27—Giants 0
1940—BEARS 73—Redskins 0
1941—BEARS 37—Giants 9
1942—REDSKINS 14—Bears 6
1943—BEARS 41—Redskins 21
1944—PACKERS 14—Giants 7
1945—CLEVELAND RAMS 15—Redskins 14
1946—BEARS 24—Giants 14
1947—CARDS 28—Eagles 21
1948—EAGLES 7—Cards 0
1949—EAGLES 14—L. A. Rams 0
1950—BROWNS 30—Rams 28
1951—RAMS 24—Browns 17
1952—LIONS 17—Browns 7
1953—LIONS 17—Browns 16
1954—BROWNS 56—Lions 10
1955—BROWNS 38—Rams 14
1956—GIANTS 47—Bears 7
1957—LIONS 59—Browns 14
*1958—COLTS 23—Giants 17
1959—COLTS 31—Giants 16
1960—EAGLES 17—Packers 13
1961—PACKERS 37—Giants 0
1962—PACKERS 16—Giants 7
* Sudden Death Playoff

Pro Bowl Game Results

- 1951—AMERICAN 28, National 27
1952—NATIONAL 39, American 13
1953—NATIONAL 27, American 7
1954—EASTERN 20, Western 9
1955—WESTERN 26, Eastern 19
1956—EASTERN 31, Western 30
1957—WESTERN 19, Eastern 10
1958—WESTERN 26, Eastern 7
1959—EASTERN 28, Western 21
1960—WESTERN 38, Eastern 21
1961—WESTERN 35, Eastern 31
1962—WESTERN 31, Eastern 30
1963—EASTERN 30, Western 20

All-Star Game Results

- 1934—CHI. BEARS 0—All-Stars 0
1935—CHI. BEARS 5—All-Stars 0
1936—DETROIT 7—All-Stars 7
1937—ALL-STARS 6—Green Bay 0
1938—ALL-STARS 28—Wash. 16
1939—N. Y. GIANTS 9—All-Stars 0
1940—GREEN BAY 45—All-Stars 28
1941—CHI. BEARS 37—All-Stars 13
1942—CHI. BEARS 21—All-Stars 0
1943—ALL-STARS 27—Wash. 7
1944—CHI. BEARS 24—All-Stars 21
1945—GREEN BAY 19—All-Stars 7
1946—ALL-STARS 16—L. Angeles 0
1947—ALL-STARS 16—Chi Bears 0
1948—CHI. CARDS 28—All-Stars 0
1949—PHILA. 38—All-Stars 0
1950—ALL-STARS 17—Phila. 7
1951—CLEVELAND 33—All-Stars 0
1952—L. ANGELES 10—All-Stars 7
1953—DETROIT 24—All-Stars 10
1954—DETROIT 31—All-Stars 6
1955—ALL-STARS 30—Cleve. 27
1956—CLEVELAND 26—All-Stars 0
1957—GIANTS 22—All-Stars 12
1958—ALL-STARS 35—Lions 19
1959—COLTS 29—All-Stars 0
1960—COLTS 33—All-Stars 7
1961—PHILA. 28—All-Stars 14
1962—PACKERS 42—All-Stars 20
1963—ALL-STARS 21—Packers 17

Pros have won 19, All-Stars 9, Two Ties

Playoff Bowl

- 1961—LIONS 17, Browns 16
1962—LIONS 38, Eagles 10
1963—LIONS 17, Steelers 10

1962 N.F.L. STANDINGS

EASTERN CONFERENCE

Team—	W	L	T	Pct.
New York	12	2	0	.857
Pittsburgh	9	5	0	.643
Cleveland	7	6	1	.538
Washington	5	7	2	.417
Dallas	5	8	1	.385
St. Louis	4	9	1	.308
Philadelphia	3	10	1	.231

WESTERN CONFERENCE

Team—	W	L	T	Pct.
Green Bay	13	1	0	.929
Detroit	11	3	0	.786
Chicago	9	5	0	.643
Baltimore	7	7	0	.500
San Francisco	6	8	0	.431
Minnesota	2	11	1	.154
Los Angeles	1	12	1	.077

COMPOSITE STANDINGS

Team—	W.	L.	T.	Pct.	Pts.	Op.
Green Bay	13	1	0	.929	415	148
New York	12	2	0	.857	398	283
Detroit	11	3	0	.786	315	177
Chicago	9	5	0	.643	321	287
Pittsburgh	9	5	0	.643	312	363
Cleveland	7	6	1	.538	291	257
Baltimore	7	7	0	.500	293	288
San Francisco	6	8	0	.431	282	331
Dallas	5	8	1	.385	398	402
St. Louis	4	9	1	.308	287	361
Philadelphia	3	10	1	.231	282	356
Minnesota	2	11	1	.154	254	410
Los Angeles	1	12	1	.077	220	334

COWBOYS FAN CLUB

Dallas fans of the Cowboys have organized the Cowboys Club. Memberships are \$6.00. It features include a Stadium Club where members can relax with snacks and refreshments before and after games, in-season luncheons, admission to certain practice session and trips to out-of-town games.

TICKET INFORMATION

Season tickets to the Cowboys' seven home National Football League games sell for \$38.50. All season tickets are reserved and when someone purchases a season ticket, he has the right to claim the same seat in future seasons. He also retains an option on that seat for the Salesmanship Club's pre-season game and championship playoffs. Single-game reserved seat tickets sell for \$5.50, general admission tickets for \$3.50 and student tickets for \$1.00.

The Cowboys' Free Football for Kids Program allows up to five children 12 years of age or younger to accompany each adult who buys a \$3.50 general admission ticket.

THEY COVER THE COWBOYS

DALLAS MORNING NEWS — Walter Robertson, sports editor, Sam Blair, columnist and football writer; Gary Cartwright, columnist and sports writer; Bud Shrake, columnist.

DALLAS TIMES-HERALD — Blackie Sherrod, sports editor; Frank Boggs, columnist; Charles Holmes, columnist and football writer.

FORT WORTH STAR-TELEGRAM — Flem Hall, sports editor; Frank Luksa, football writer; Jim Trinkle, columnist; Bill Van Fleet, columnist.

FORT WORTH PRESS — Andy Anderson, sports editor; Charles Modesette, football writer.

ASSOCIATED PRESS — Harold V. Ratliff, sports editor; Bob Ford. UNITED PRESS INTERNATIONAL — Ed Fite, sports editor; Pat Conway. KBOX — Dick Moore. KLIF — Joe Long and Gary DeLaune; KRLD and KRLD-TV — Wes Wise, Bill Mercer, Frank Glieber and Eddie Barker. KTVT, Fort Worth — Roy Cooper. KVIL — Dillard Carrera. WBAP and WBAP-TV, Fort Worth — Pete Talmadge. WFAA and WFAA-TV — Charlie Jones and Bob Walker. WRR — Eddie Hill.

THE COWBOYS ON TELEVISION

The Dallas Cowboys games will be broadcast over a 27-station TV network that covers all of Texas, plus sections of New Mexico and Louisiana. Frank Glieber of KRLD-TV, Dallas, will handle the play-by-play and Jim Morse will provide sidelight commentary. The Cowboys Network is part of the CBS-NFL package and will originate over KRLD-TV, Dallas. Sponsors are Ford Motor Company, Marlboro and Falstaff.

The complete network:

KRLD-TV—Dallas
KGGM-TV—Albuquerque, N. Mex.
KFDA-TV—Amarillo
KTBC-TV—Austin
KFDM-TV—Beaumont
KEDY-TV—Big Spring
KBTX—Bryan
KVER-TV—Clovis, N. Mex.
KZTV—Corpus Christi
KROD-TV—El Paso
KGBT-TV—Harlingen
KHOU-TV—Houston
KGENS-TV—Laredo
KLBK-TV—Lubbock

KTRE-TV—Lufkin
KOSA-TV—Odessa
KOOL—Phoenix, Ariz.
KSWs-TV—Roswell, N. Mex.
KCTV—San Angelo
KENS-TV—San Antonio
KSLA-TV—Shreveport
KPAR-TV—Sweetwater
KOLD—Tucson, Ariz.
KLTV—Tyler
KWTX-TV—Waco
KSYD-TV—Wichita Falls
KBLU—Yuma, Ariz.

THE COWBOYS ON RADIO

All Dallas Cowboys games are broadcast over an AM network originated by KLIF in Dallas and over an FM network originated by KVIL in Dallas. Rick Weaver handles the play-by-play and Gary DeLaune provides the sidelight commentary. Sponsors are Household Finance Corporation, Hams Beer and Hine Pontiac.

HALFTIME SHOWS

Following is the program for halftime activities at the Cowboys' 1963 home games:

Cardinals Game—Sept. 14

Several bands will take part in Dallas High School Band Night. Organizations from city high schools will join to present several massed band selections.

Browns Game—Sept. 22

A pageantry show, "The Best of Broadway in Music," features the 200 members of the Temple High School Band and Pepperettes. This group represented Texas in the 1963 Lions Club Convention in Miami Beach.

Lions Game—Oct. 13

The 130-piece Odessa High School Band returns for the third straight year. This is one of the nation's outstanding groups at performing intricate precision maneuvers.

Redskins Game—Nov. 3

In a departure from usual halftime shows, the Lake Charles, La., "Kilties" will perform — 90 girls doing precision dancing to a 23-girl drum section. Back for the second time will be the 120-piece Kermit High School Band.

Eagles Game—Nov. 17

A salute to Girl Scouts around the world will include the Southeastern Oklahoma State College Band. The finale will include the 135-voice Dallas Girl Scout Chorus and Girl Scouts in costumes representing the nations in which the Girl Scout movement can be found. The Ford Motor-NFL regional Pass, Punt and Kick Contest regional finalists will compete.

Giants Game—Dec. 1

Southwest Texas State College provides the pageantry, involving 230 persons in "The Show of Shows." It will include the school's 90-piece band and Strutters, a girls precision dance group, flag bearers, herald trumpeters and twirling corps.

Steelers Game—Dec. 8

The Mexia High School Band makes a return visit for a short concert and precision drill.

For the second straight year, the 60-piece Greater Fort Worth Lions Club Band will appear at all Cowboys home games. Featured twin twirlers at most home games are Jo and Dee Flint of Baylor University. The Cowboys official cheerleaders, the Cowbelles, also appear at all home games.

Jim Skinner of Dallas is director of halftime activities at all Cowboys home games.

1963 N.F.L. WEEKLY SCHEDULE

(All starting times local times, Standard or Daylight)

SATURDAY, SEPTEMBER 14

St. Louis at Dallas	8:05
Detroit at Los Angeles	8:15

SUNDAY, SEPTEMBER 15

Chicago at Green Bay	1:06
Minnesota at San Francisco	1:36
New York at Baltimore	2:05
Pittsburgh at Philadelphia	1:35
Washington at Cleveland	2:05

SATURDAY, SEPTEMBER 21

Washington at Los Angeles	8:15
---------------------------	------

SUNDAY, SEPTEMBER 22

Cleveland at Dallas	1:35
Baltimore at San Francisco	1:36
Chicago at Minnesota	1:35
Detroit vs. Green Bay at Milwaukee	1:06
New York at Pittsburgh	2:05
St. Louis at Philadelphia	1:35

SUNDAY, SEPTEMBER 29

Dallas at Washington	2:05
Baltimore at Green Bay	1:06
Chicago at Detroit	1:36
Los Angeles at Cleveland	2:05
New York at Philadelphia	1:35
St. Louis at Pittsburgh	2:05
San Francisco at Minnesota	1:35

SATURDAY, OCTOBER 5

Pittsburgh at Cleveland	8:05
-------------------------	------

SUNDAY, OCTOBER 6

Dallas at Philadelphia	1:35
Baltimore at Chicago	1:05
Los Angeles at Green Bay	1:06
New York at Washington	2:05
St. Louis at Minnesota	1:35
San Francisco at Detroit	1:36

SUNDAY, OCTOBER 13

Detroit at Dallas	1:35
Chicago at Los Angeles	1:35
Cleveland at New York	2:05
Green Bay at Minnesota	1:35
Philadelphia at Washington	2:05
Pittsburgh at St. Louis	1:35
San Francisco at Baltimore	2:05

SUNDAY, OCTOBER 20

Dallas at New York	2:05
Baltimore at Detroit	1:36
Chicago at San Francisco	1:36
Green Bay at St. Louis	1:35
Minnesota at Los Angeles	1:35
Philadelphia at Cleveland	2:05
Washington at Pittsburgh	2:05

SUNDAY, OCTOBER 27

Dallas at Pittsburgh	2:05
Green Bay at Baltimore	2:05
Minnesota at Detroit	1:36
New York at Cleveland	2:05
Philadelphia at Chicago	1:05
St. Louis at Washington	2:05
San Francisco at Los Angeles	1:35

SUNDAY, NOVEMBER 3

Washington at Dallas	1:35
Chicago at Baltimore	2:05
Cleveland at Philadelphia	1:35
Detroit at San Francisco	1:36
Los Angeles at Minnesota	1:35
New York at St. Louis	1:05
Pittsburgh vs. Green Bay at Milwaukee	1:06

SUNDAY, NOVEMBER 10

Dallas at San Francisco	1:36
Cleveland at Pittsburgh	2:05
Detroit at Baltimore	2:05
Los Angeles at Chicago	1:05
Minnesota at Green Bay	1:06
Philadelphia at New York	2:05
Washington at St. Louis	1:05

SUNDAY, NOVEMBER 17

Philadelphia at Dallas	1:35
Baltimore at Minnesota	1:35
Green Bay at Chicago	1:05
Los Angeles at Detroit	1:36
Pittsburgh at Washington	2:05
St. Louis at Cleveland	2:05
San Francisco at New York	2:05

SUNDAY, NOVEMBER 24

Dallas at Cleveland	2:05
Baltimore at Los Angeles	1:35
Chicago at Pittsburgh	2:05
Detroit at Minnesota	1:35
St. Louis at New York	2:05
San Francisco vs. Green Bay at Milwaukee	1:06
Washington at Philadelphia	1:05

THURSDAY, NOVEMBER 28

(Thanksgiving Day)

Green Bay at Detroit	12:06
----------------------	-------

SUNDAY, DECEMBER 1

New York at Dallas	1:35
Baltimore at Washington	2:05
Cleveland at St. Louis	1:05
Los Angeles at San Francisco	1:36
Minnesota at Chicago	1:05
Philadelphia at Pittsburgh	2:05

SATURDAY, DECEMBER 7

Green Bay at Los Angeles	1:35
--------------------------	------

SUNDAY, DECEMBER 8

Pittsburgh at Dallas	1:35
Cleveland at Detroit	1:36
Minnesota at Baltimore	2:05
Philadelphia at St. Louis	1:05
San Francisco at Chicago	1:05
Washington at New York	2:05

SATURDAY, DECEMBER 14

Green Bay at San Francisco	1:36
----------------------------	------

SUNDAY, DECEMBER 15

Dallas at St. Louis	1:05
Cleveland at Washington	2:05
Detroit at Chicago	1:05
Los Angeles at Baltimore	2:05
Minnesota at Philadelphia	1:05
Pittsburgh at New York	2:05