


DALLAS COWBOYS



Press ★ Radio ★ TV Guide
NATIONAL FOOTBALL LEAGUE

THE DALLAS COWBOYS FOOTBALL CLUB

Club Offices
4425 North Central Expressway
Dallas 5, Texas
Phone LAkeside 6-0111
Home Field — Cotton Bowl (Capacity 75,504)
Colors — Royal Blue and White

FOR YOUR INFORMATION

The enclosed information has been compiled to provide background data on the Dallas Cowboys Football Club, now in its second year in the 42-year-old National Football League.

The Cowboys are anxious to serve all recognized news media—press, radio and television. For photographs and additional information, please write, telephone or wire:

LARRY KARL
Director, Public Relations
Office Phone LAkeside 6-0111
Home Phone TAylor 7-0491

CONTENTS

| | | | |
|-----------------------------------|-------|-------------------------------|-------|
| Club Directory | 1 | Playoff, All-Star, Pro | |
| 1961 Schedule and Itinerary | 2 | Bowl Scores | 52 |
| Coaching Staff | 3-5 | Cowboys Honor Roll | 53 |
| 1961 Outlook | 6 | Honor Roll by Colleges | 53 |
| The '61 Cowboys | 7-16 | '60 NFL Leaders | 54-55 |
| New Faces in 1961 | 16 | They Cover the Cowboys | 56 |
| Pronunciation Guide | 16 | Radio-TV Network | 57 |
| Alphabetical Roster | 17 | The Last Time | 58 |
| Position Roster | 17 | Cowboys Fan Clubs | 58 |
| Numerical Roster | 18-19 | Ticket Information | 58 |
| Cowboys Opponents | 20-33 | Halftime Activities | 59 |
| Western Conference | 34-35 | '61 Pre-Season | 60-61 |
| The '60 Season | 36-40 | '60 All-Pro | 62 |
| '60 Cowboy Statistics | 40-41 | Cowboys' Honors | 62 |
| Cowboys Records | 42-47 | 1960 NFL Standings | 63 |
| NFL Leaders by Years | 48-51 | '61 NFL Weekly Schedule | 64 |



Bedford S. Wynne • Texas E. Schramm • Clint W. Murchison, Jr.

DALLAS COWBOYS CLUB DIRECTORY

| | |
|-------------------------|---|
| CLINT W. MURCHISON, JR. | <i>President</i> |
| TEXAS E. SCHRAMM | <i>Vice-President & General Manager</i> |
| BEDFORD S. WYNNE | <i>Secretary-Treasurer</i> |
| JIMMIE PARKER | <i>Business Manager</i> |
| LARRY KARL | <i>Public Relations Director</i> |
| BILL MORGAN | <i>Public Relations Assistant</i> |
| KAY LANG DUNNE | <i>Ticket Manager</i> |
| GIL BRANDT | <i>Player Scouting Director</i> |
| TOM LANDRY | <i>Head Coach</i> |
| BABE DIMANCHEFF | <i>Backfield Coach</i> |
| TOM DAHMS | <i>Defensive Line Coach</i> |
| BRAD ECKLUND | <i>Offensive Line Coach</i> |
| CLINT HOUY | <i>Trainer</i> |
| JACK ESKRIDGE | <i>Equipment Manager</i> |

BOARD OF DIRECTORS

Sen. Clinton P. Anderson
 Amon Carter, Jr.
 Leo F. Corrigan, Jr.
 Gov. J. Howard Edmondson
 W. R. Hawn
 James J. Ling
 Paul Middleton

Clint W. Murchison, Jr.
 Texas E. Schramm
 Field Scovell
 Max Thomas
 Robert F. Thompson
 Bedford S. Wynne
 T. L. Wynne, Jr.

Cowboys Headquarters on Road

And Publicity Director's Itinerary

- Sept. 29-Oct. 1—Browns game, at Sheraton Hotel, Cleveland.
Publicity director arrives Sept. 26.
- Oct. 6-8—Vikings game, at Radisson Hotel, Minneapolis.
Publicity director arrives Oct. 3.
- Oct. 27-29—Giants game, at Manhattan Hotel, New York.
Publicity director arrives Oct. 24.
- Nov. 10-12—Steelers game, at Carlton House Hotel, Pittsburgh.
Publicity director arrives Nov. 7.
- Nov. 24-26—Eagles game, at Warwick Hotel, Philadelphia.
Publicity director arrives Nov. 21.
- Dec. 8-10—Cardinals game, at Bel Air Motor Hotel, St. Louis.
Publicity director arrives Dec. 5.
- Dec. 15-17—Redskins game, at Dupont Plaza Hotel, Washington.
Publicity director arrives Dec. 12.

On all road games throughout the season, the Cowboys will fly to game site on Friday, work out on opponent's field Saturday and return to Dallas by plane Sunday night after the game.

Dallas Cowboys 1961 Schedule

(All times local time)

- SUNDAY, SEPT. 17—Pittsburgh Steelers at Dallas, 1:35 p.m.
- SUNDAY, SEPT. 24—Minnesota Vikings at Dallas, 1:35 p.m.
- SUNDAY, OCT. 1—Cleveland Browns at Cleveland, 2:05 p.m.
- SUNDAY, OCT. 8—Minnesota Vikings at St. Paul-Minneapolis, 1:35 p.m.
- SUNDAY, OCT. 15—New York Giants at Dallas, 1:35 p.m.
- SUNDAY, OCT. 22—Philadelphia Eagles at Dallas, 1:35 p.m.
- SUNDAY, OCT. 29—New York Giants at New York, 2:05 p.m.
- SUNDAY, NOV. 5—St. Louis Cardinals at Dallas, 1:35 p.m.
- SUNDAY, NOV. 12—Pittsburgh Steelers at Pittsburgh, 2:05 p.m.
- SUNDAY, NOV. 19—Washington Redskins at Dallas, 1:35 p.m.
- SUNDAY, NOV. 26—Philadelphia Eagles at Philadelphia, 1:05 p.m.
- SUNDAY, DEC. 3—Cleveland Browns at Dallas, 1:35 p.m.
- SUNDAY, DEC. 10—St. Louis Cardinals at St. Louis, 1:05 p.m.
- SUNDAY, DEC. 17—Washington Redskins at Washington, 2:05 p.m.

THE COACHES



Tom Landry • Babe Dimancheff • Brad Ecklund • Tom Dahms

TOM LANDRY — Head Coach

A native of Texas and a National Football League player and coach of long standing, Tom Landry was a natural choice to coach Dallas' entry in the strongest league in the history of football.

Among Landry's major accomplishments in the Cowboys' first season was a 31-31 tie with his old team, the New York Giants. The Cowboys also held the world champion Philadelphia Eagles to a 27-25 victory, their narrowest winning margin of the entire season.

Born 37 years ago in Mission, Texas, Landry entered the University of Texas in the fall of 1942. His first tenure there was short-lived, however, as he left after one semester to enter the Army Air Corps. He flew 30 combat missions as a B-17 pilot with the Eighth Air Force.

After his discharge in November of 1945, Landry returned to the University of Texas and played football three years. He was a mainstay on the Longhorn team that whipped Alabama in the 1948 Sugar Bowl, 27-7, and Georgia in the 1949 Orange Bowl, 41-28.

Landry met his wife, Alicia, at Texas and they were married in January 1949, four months before he received a bachelor of business administration degree. They have three children—Tom, Jr., age 11; Kitty, 8; and Lisa, 3.

In 1949 Landry joined the old New York Yankees of the All-America Conference as offensive and defensive halfback. When the two leagues merged, he began a 10-year association with the New York Giants. He was an active player from 1950 through '53 and a player-coach in 1954 and '55. In 1956 he became full-time defensive coach and the Giants won the world championship. In the years Landry was their defensive coach, the Giants fashioned a 33-14-1 record in league play.

The Landrys have been Dallas residents since 1957.

BORIS (BABE) DIMANCHEFF — Backfield Coach

Babe Dimancheff is well into his second decade of National Football League duty. He played for seven years and has coached for four.

A native of Indianapolis, Indiana, and a graduate of Purdue, Babe, now 39, began his professional playing career in 1945 as a half-back with the Boston Yanks. He was with the Chicago Cardinals from 1947 through 1950 and was a regular on their championship team of 1947 and '48. He closed out his playing career with the Chicago Bears in 1952.

In 1951 Dimancheff became backfield coach at Butler University, which he had attended before military service in World War II interrupted his college work. He went on to Purdue University in 1953. He coached football at Hamtramck, Michigan, in 1954-56, before joining the Pittsburgh Steelers coaching staff in 1957.

At Purdue, Babe was captain of the 1944 team and was chosen All-America, All-Big Ten, All-Midwest, Most Valuable Player at Purdue and Most Valuable Player in the Big Nine Conference.

He graduated from Purdue in 1945 with a bachelor of science degree and is married to the former Hilda Hine, also a native of Indianapolis.

TOM DAHMS — Defensive Line Coach

Tom Dahms, 34, an All-America tackle at San Diego State College is a veteran of seven years as a player in the NFL.

His early playing and coaching was primarily on the West Coast. He was born in San Diego, attended high school and college there and was line coach at the San Diego Naval Training Center.

When Tom broke into pro football in 1951, it was just up the Pacific Coast a few miles with the Los Angeles Rams. He also played with the Chicago Cardinals and the San Francisco 49ers.

Dahms returned to San Diego after his pro playing days to become athletic director of San Diego Junior High. After one year on that job he took over as line coach at the University of Virginia for one season before joining the Cowboys last year.

BRAD ECKLUND — Offensive Line Coach

A native of Los Angeles, Brad Ecklund came to the Cowboys last year from a line-coaching post at the University of Oregon.

Ecklund, 39, lived in Portland and Milwaukee, Oregon, and attended the University of Oregon one year before entering the Marine Corps in 1941 and serving until 1945.

He played at Oregon from 1946 through 1948, during which time he played in the Cotton Bowl. After finishing college, Brad joined the New York Yankees of the All-America Conference and remained with them the two years they were in the NFL. He was all-pro center in 1950 and 1951 and got his first taste of pro football in Dallas when the club moved to Texas for the 1952 season.

After his playing career ended, Ecklund began coaching in Ore-

gon high schools. His Gresham teams were in the state finals two of his three years there and were league champions all three years. Then he went to Roseberg High School for one year where his team was runner-up to the league champs. For the two years before joining the Cowboys in 1960, he coached at the University of Oregon.

CLINT HOUY — Trainer

A native of Fredericksburg, Texas, Clint Houy has an extensive background as an athletic trainer despite being only 27 years old.

"Pee Wee" Houy started as a student assistant at the University of Texas, where he received his bachelor of science degree in 1955.

His first job was at the Air Force Academy when it opened for the first time in 1955. He fulfilled his military obligation while serving as athletic trainer there and was with the Air Force team that played a scoreless tie with TCU in the 1959 Cotton Bowl game.

With the Ottawa Rough Riders in the Canadian professional league in 1959, Houy returned to his native state to become the Cowboys trainer in 1960.

JACK ESKRIDGE — Equipment Manager

A basketball player who holds one Kansas University scoring record that even Wilt Chamberlain never bettered, Jack Eskridge has been in most every phase of athletics since graduating from high school in Independence, Mo.

The 39-year-old Kansas City, Kan., native played pro basketball for two seasons (1949-50) with the Chicago Stags and Indianapolis Jets of the NBA after playing at Kansas in 1946-47-48. He also coached five years in Iowa and Kansas high schools and five years at Kansas University.

Chamberlain, the Jayhawks' great scorer while Eskridge was an assistant there, never bettered Eskridge's record of 30 points in one half.

"But he came awfully close the night he had 57 in one game," Eskridge recalled. "He had 29 one half and 28 the other."

GIL BRANDT — Player Scouting Director

A native of Milwaukee, Gil Brandt is another 27-year-old who has managed to crowd a maximum of experience into a few years.

This is his seventh season of professional football talent hunting, his fourth year at it on a full-time basis.

After his graduation from the University of Wisconsin in 1954, Gil scouted on a part-time basis for the Los Angeles Rams from 1955 through '57.

In 1958 he became a full-time scout for the San Francisco 49ers and remained with them until joining the Cowboys staff in the winter of 1960.

A Look at the 1961 Season

By TOM LANDRY

Head Coach, Dallas Cowboys

The Eastern Conference should produce one of the most exciting and evenly-matched races in the 42-year history of the National Football League.

After analyzing last season with other members of the Cowboys coaching staff, I feel that the Cowboys came very close to winning several games last season. A bit more experience in one spot, a bit deeper in personnel in another and we could have turned half a dozen defeats into victories.

Time was our big enemy last season. We've had time to jell now and we've received some outstanding help in off-season trades and through participating in the player draft last winter for the first time.

Of course, the other Eastern Conference teams haven't been standing pat over the winter. The Philadelphia Eagles are the world champions and they're still the team to beat; Cleveland has the best running attack in the league and its No. 1 passer in Milt Plum; St. Louis is a big favorite with a lot of folks because of its devastating running game; the Washington Redskins expect great things from a number of rookies this season and expect continued improvement from Quarterback Ralph Guglielmi; the New York Giants have been top contenders for four years and there's no reason to expect them to slow down now; and Pittsburgh, which beat both Cleveland and Philadelphia last season, will be tough as long as Bobby Layne and Tom Tracy are around.


And now for the Cowboys.

We can't help but be improved in many ways. Our running will be improved with the availability of such players as Don Perkins and Amos Marsh. Our passing was good in 1960 and should be even better now that Eddie LeBaron has had time to familiarize himself with his receivers and our system and now that Don Meredith has progressed to the point where he may be able to practically split time with Eddie.

Our defense showed a lot of promise in late season last year and it should be much better this year with that added experience, plus the fact that such outstanding prospects as Dick Moegle and Bob Lilly will be in our defensive unit. Linebacking appears to be especially promising with Jerry Tubbs back from his finest season in 1960, and with Chuck Howley joining us from the Bears.

Like most others, I expect the Eagles, the Browns and the Cardinals to be as tough as any team in either conference. But I think you can expect any of the other Eastern Conference teams to be equally as tough on any given day — and that includes the Cowboys.

(For comments from the men who coach the Cowboys' 1961 opponents, see pages 20 through 32.)



Gene Babb

Linebacker

Austin College

Height: 6-3

Weight: 216

Age: 27

Fourth Year

Obtained by the Cowboys from the San Francisco 49ers . . . a Golden Gloves boxer in college, he has been used both as a runner and pass receiver by the Cowboys . . . moved to linebacker during pre-season training this year . . . During the 1960 season Babb carried the ball 39 times for 115 yards rushing and caught 13 passes for another 140 yards . . . Babb also appeared in the Cowboys statistics with a 15.3 average on 3 kickoff returns . . . An accomplished commercial artist, Babb also holds a teaching certificate . . .

Bob Bercich

Defensive Safety

Michigan State

Height: 6-1

Weight: 198

Age: 25

Second Year

A member of the Cowboys' promising young defensive secondary in 1960 . . . came to Cowboys from the New York Giants, where he impressed coaches with his liking for defensive football . . . intercepted two passes last season, was credited with breaking up 11 more, had 19 unassisted tackles and was in on 27 more . . . now makes his home in Dallas . . .

Dick Bielski **Offensive End & Kickoffs** **Maryland**
Height: 6-1 **Weight: 228** **Age: 27** **Eighth Year**

Formerly with Philadelphia, he holds Eagles club record of two 50-yard field goals . . . as a Cowboy, he figured in an all-time National Football League record last season by receiving a 2-inch touchdown pass from Eddie LeBaron, shortest TD pass in NFL history . . . caught four passes for 38 yards while being used primarily as the "short man" in Cowboys' pass patterns . . . makes his off-season home in Maple Shades, N. J. . . .

Don Bishop **Defensive Halfback** **City College of LA**
Height: 6-1 **Weight: 208** **Age: 25** **Third Year**

One of Cowboys' busiest secondary defenders last year, he claimed 32 unassisted tackles, 39 assists, broke up 13 passes and returned three interceptions 13 yards . . . the Los Angeles native played with Chicago Bears in 1959 . . .

Nate Borden **Defensive End** **Indiana**
Height: 6-1 **Weight: 234** **Age: 28** **Seventh Year**

Durable 6-year veteran of the NFL, popular Nate had 14 unassisted tackles and 34 assists last season . . . played first five years of pro football with Green Bay before joining Cowboys in 1960 . . . as a tackle and end at Indiana, he played in 36 straight games . . . a native of Jersey City, N.J., where he was all-state fullback and tackle, he makes his off-season home in Cincinnati, Ohio . . .

Tom Braatz **Linebacker** **Marquette**
Height: 6-2 **Weight: 213** **Age: 27** **Sixth Year**

This well-traveled NFL veteran had 11 unassisted tackles in 1960, 38 assists and intercepted one pass . . . came to the Cowboys from the Washington Redskins, has also been with the Los Angeles Rams and Green Bay Packers . . . switched from end to linebacker as a rookie at Green Bay . . . lives in Milwaukee during off-season . . .

Byron Bradfute **Offensive Tackle** **Mississippi Southern**
Height: 6-3 **Weight: 243** **Age: 24** **Second Year**

A native of Beeville, Texas, big Brad parlayed his tremendous physical strength into a job as starting right tackle . . . he played his college ball at Mississippi Southern after transferring from Abilene Christian College . . . entered the Air Force last spring for six months' active training . . .

Frank Clarke **Wingback** **Colorado**
Height: 6-1 **Weight: 210** **Age: 27** **Fifth Year**

Had amazing record as long receiver for Cowboys last year, catching only nine passes but scoring on three of them and averaging 32.2 yards gained per catch . . . caught touchdown passes of 75, 76 and 32 yards . . . drafted sixth in 1956, playing three seasons at Cleveland before joining Cowboys

. . . competed in football, basketball and track in college . . . makes his off-season home in Cleveland . . . In pre-season action this year began catching short passes extremely well . . .

Mike Connelly **Offensive Center** **Utah State**

Height: 6-3 **Weight: 238** **Age: 25** **Second Year**

Switched positions after playing guard for Cowboys in rookie season of 1960 . . . came to Cowboys from Los Angeles Rams after pre-season schedule was completed . . . lives in Pasadena, Calif., during the off-season . . . Landry forecasts Connelly will become a standout center in the NFL . . .

Andy Cvercko **Offensive Guard** **Northwestern**

Height: 6-0 **Weight: 235** **Age: 23** **Third Year**

Came to Cowboys less than two weeks before NFL opener in trade with Green Bay Packers . . . fifth draft choice in 1958, he was injured before opener in rookie season and didn't play until 1959 . . . three-year starter at Northwestern, "Jiggs" maintained B average in electrical engineering . . . lives in Campbell, Ohio . . .

Arnold (Sonny) Davis **Linebacker** **Baylor**

Height: 6-2 **Weight: 219** **Age: 22** **First Year**

A strong blocker and outstanding pass receiver, he was a two-year All-Southwest Conference performer for Coach John Bridgers at Baylor . . . a graduate of Ray High School in Corpus Christi, he now lives in Jourdanon, Texas and will be 23 years old on Sept. 25 . . . capped off college career with outstanding performances in 1960 Gator Bowl and 1961 Senior Bowl . . . Cowboys' fourth draft choice . . . moved to linebacker in training camp this year.

Jim Doran **Offensive End** **Iowa State**

Height: 6-2 **Weight: 210** **Age: 33** **Eleventh Year**

One of the most remarkable players in the NFL, this veteran led Cowboys receivers last year with 31 receptions for 554 yards and three TD's . . . great hands enable him to make some of the best catches in the NFL . . . was Dallas' representative in the Pro Bowl game last winter . . . has caught 149 passes in last five seasons . . . deceptive speed plus know-how makes him one of the most consistent receivers in the league . . . didn't play football until his sophomore year at Iowa State, but established NCAA record by gaining 203 yards on eight catches against Oklahoma as a junior in 1949 . . . earning early honors in NFL as a tenacious defensive end, he was voted most valuable player by teammates in Lions' championship year of 1952 . . . lives in Paton, Iowa . . .

Merrill Douglas **Fullback** **Utah**

Height: 6-0 **Weight: 204** **Age: 25** **Fourth Year**

One of last players obtained by Cowboys before start of 1961 season, Douglas understudied Rick Casares three years with Chicago Bears . . .

adaptable, shifty runner, he has also played halfback for Bears . . . Bears' sixth draft choice in 1958 . . . lives in Salt Lake City . . .

Mike Dowdle **Linebacker** **Texas**

Height: 6-3 **Weight: 230** **Age: 23** **Second Year**

Former University of Texas standout from San Angelo . . . used primarily on the kickoff-return team last year, running back two for 22 yards . . . moved to linebacker post in camp this year . . . in first pre-season start this year, he turned in fine job as middle linebacker in win over Colts . . . in that game he showed good pass rushing ability, plus excellent pursuit . . .

L. G. Dupre **Offensive Halfback** **Baylor**

Height: 5-11 **Weight: 185** **Age: 28** **Seventh Year**

Came to the Cowboys from the Baltimore Colts . . . the hard-running back from Texas City High School carried 104 times for 362 yards to lead all Cowboy players in rushing . . . he also caught 21 passes for 216 yards and 2 touchdowns . . . joined the Colts on the third round of the 1954 draft . . . he had attracted attention at Baylor by rushing 593 yards for a school record in 1953 . . . originally from New Orleans, a steady performer who rarely fails to pick up that vital first down yardage, even if it means hurtling a pile of enemy linemen . . . now makes Dallas his home . . .

Mike Falls **Offensive Guard** **Minnesota**

Height: 6-1 **Weight: 248** **Age: 27** **Second Year**

The former resident of Bemidji, Minnesota, came to the Cowboys week of the 1960 opening game on waivers from Green Bay Packers . . . was expected to fill in as reserve guard but by mid-season had won starting job at right guard . . . decided to make Dallas his home, worked in Cowboys promotional programs this spring and cemented his claim to being a new citizen of Texas by marrying a Tyler girl last May . . .

Tom Franckhauser **Defensive Halfback** **Purdue**

Height: 6-0 **Weight: 193** **Age: 24** **Third Year**

Considered one of the finest young prospects in the NFL, this ex-Purdue co-captain is a happy combination of speed, receiving ability, competitive spirit and versatility . . . intercepted three passes in 1960, was credited with 23 unassisted tackles, 22 assists and with breaking up 13 passes . . . returned 25 kickoffs an average of 19.8 yards and three punts a total of 28 yards . . . entered the 1960 season as the most experienced member of Cowboys defensive secondary which was made up entirely of rookies and second-year men . . . as a rookie with the Rams in 1959, he intercepted three of the seven passes intercepted by the club . . . was an end at Purdue and voted the squad's most valuable player . . .

Ken Frost **Defensive Tackle** **Tennessee**

Height: 6-4 **Weight: 245** **Age: 22** **First Year**

NCAA's five-year rule made him ineligible for 1961 season at Tennessee . . . held out of competition as a sophomore, he ran into classroom diffi-

the NFL's outstanding linebacking contingents . . . played in Shrine Bowl, Senior Bowl and College All-Star games after completing collegiate career . . . a native of Wheeling, W. Va., he still lives there . . .

Billy Howton

Wingback

Rice

Height: 6-2

Weight: 193

Age: 31

Ninth Year

Second leading pass receiver in NFL history, he signed a three-year contract with Cowboys last winter . . . previously with the Green Bay Packers and Cleveland Browns, he was an All-America end at Rice in 1952 . . . has caught 365 passes for 6,454 yards and 48 touchdowns in NFL, including 23 catches for 363 yards and four TD's last fall after joining Cowboys late in pre-season . . . ranks second among all-time NFL receivers for reception yardage . . .

Eddie LeBaron

Quarterback

College of the Pacific

Height: 5-7

Weight: 164

Age: 31

Ninth Year

The most honored player of all time, with eight years experience as a quarterback in the National Football League (seven years with the Washington Redskins and one season with the Dallas Cowboys) . . . the three-time unanimous little All-America selection was the NFL's top passer in 1958 when he completed 79 out of 149 passes for 1,365 yards and 11 touchdowns . . . eight-year career passing record shows 649 completions in 1,329 attempts for 8,901 yards and 70 touchdowns . . . often acclaimed greatest ball handler in T-formation history, he is rated as one of the best play callers of all time . . . now practices law in Dallas . . .

Robert Lilly

Defensive End

TCU

Height: 6-4

Weight: 249

Age: 22

First Year

Cowboys' No. 1 draft choice . . . consensus All-America tackle at TCU in 1960 . . . called by TCU Coach Abe Martin the best tackle he's ever coached . . . exceptionally strong and agile, he's expected to be one of the NFL's brightest rookies in 1961 . . . along with Glenn Gregory, Lilly represented Cowboys in recent College All-Star Game playing defensive end . . . He is equipped with great ability to pursue . . . lives in Throckmorton, Texas . . .

Warren Livingston

Defensive Halfback

Arizona

Height: 5-10

Weight: 180

Age: 23

First Year

Played in 1961 All-America Bowl after completing eligibility at Arizona . . . a native of Oklahoma, he won several scholastic honors while studying engineering in college . . . good reaction marked him as defensive halfback prospect . . . lives in Mesa, Ariz . . .

Amos Marsh

Fullback

Oregon State

Height: 6-1

Weight: 210

Age: 22

First Year

A real find in Cowboys' rookie camp . . . reported as end but soon won great respect as hard-running fullback . . . happy combination of speed and power, he was Northwest sprint champion in both 100 and 220 last spring

with a 9.5-second century to his credit . . . attracts nicknames ("Moose" and "Forward") as easily as he attracted attention in rookie camp . . . born in Williams, Arizona, he now lives in Grass Valley, California . . .

Bob McCreary **Offensive Tackle** **Wake Forest**

Height: 6-5 **Weight: 256** **Age: 22** **First Year**

Joined Cowboys week before season opener . . . was 49ers fifth draft choice in '61 . . . possesses good speed and agility despite size . . . at Hudson high school in North Carolina, he starred in basketball and was all-state footballer . . . lives in Lenoir, N.C . . .

Don McIlhenny **Fullback** **SMU**

Height: 6-1 **Weight: 206** **Age: 26** **Sixth Year**

With Green Bay Packers for four seasons after graduating from SMU . . . Cowboys' No. 2 rusher in 1960 with 321 yards on 96 carries . . . also caught 15 passes for 120 yards and scored twice . . . top rushing total in '60 came against champion Eagles with 56 yards on 15 carries . . . named Southwest Conference "sophomore of the year" in 1953, gaining All-

Don Meredith **Quarterback** **SMU**

Height: 6-2 **Weight: 198** **Age: 23** **Second Year**

Played his prep ball at Mt. Vernon High School, Mt. Vernon, Texas . . . moved on to SMU and became one of the nation's leading collegiate passers . . . his three-year passing record in college shows 241 completions in 395 attempts for 3,130 yards and 25 touchdowns . . . many times gained honor as nation's Back of the Week, and made All-America both as junior and senior . . . copped UPI Back of Week honors four times in 1958 — the only player in the nation to rate that distinction . . . threw 11 TD passes in senior season when he completed a total of 105 out of 181 for 1,226 yards . . . his 1,299 total offense yardage in 1959 ranked him 10th in nation, and his passing that year was 5th in nation . . . His three-year pass completion mark compiled in 1957-58-59 established an NCAA record of 61 per cent . . . passed for the 1960 College All-Stars' only TD against Baltimore Colts . . . saw limited duty during the 1960 season, but Coach Tom Landry says he progressed a great deal — and, Meredith will become one of the great quarterbacks in pro ball . . .

Dick Moegle **Defensive Safety** **Rice**

Height: 6-1 **Weight: 195** **Age: 26** **Seventh Year**

Will lend valuable experience to Cowboys' young defensive secondary . . . a former Rice All-America from Taylor, Moegle starred in 1954 Cotton Bowl game against Alabama, setting all-time rushing record and figuring in "twelfth man" tackle, where 'Bama fullback Tommy Lewis came off the bench to tackle him on play where he was awarded 95-yard touchdown . . . first draft choice of 49ers in 1955, he was traded to Pittsburgh in 1960 . . . returned eight intercepted passes for 107 yards in 1957 . . . A full year younger than most of his classmates in his school days, he'll be 27 on Sept. 14 . . . operates a motel in Houston in off-season . . .

COWBOYS POSITION ROSTER

| | | | |
|-----------------|--------------------|----------------------|--------------------|
| Ends— | 36 Dick Bielski | OFFENSE | 64 Bob Grottkau |
| | 82 Frank Clarke | | 67 John Houser |
| | 83 Jim Doran | | 60 Bruce Olderman |
| | 21 Glynn Gregory | Centers— | 53 Mike Connelly |
| | 81 Bill Howton | | 67 John Houser |
| | 80 Ola Murchison | Quarterbacks— | 14 Eddie LeBaron |
| | 86 Dave Sherer | | 17 Don Meredith |
| Tackles— | 77 Byron Bradfute | Halfbacks— | 45 L. G. Dupre |
| | 75 Bob Fry | | 43 Don Perkins |
| | 71 Charlie Granger | Fullbacks— | 34 Merrill Douglas |
| | 70 Bob McCreary | | 31 Amos Marsh |
| Guards— | 62 Andy Cvercko | | 42 Don McIlhenny |
| | 63 Mike Falls | | |

| | | | |
|---------------------|------------------|-------------------|----------------------|
| Ends— | 87 Nate Borden | DEFENSE | 54 Chuck Howley |
| | 74 Bob Lilly | | 56 Jack Patera |
| Tackles— | 78 Don Healy | | 50 Jerry Tubbs |
| | 72 Bill Herchman | Halfbacks— | 44 Don Bishop |
| | 79 Ken Frost | | 40 Jimmy Harris |
| Linebackers— | 33 Gene Babb | | 41 Warren Livingston |
| | 51 Tom Braatz | Safetymen— | 20 Bob Bercich |
| | 88 Sonny Davis | | 32 Tom Franckhauser |
| | 30 Mike Dowdle | | 47 Dick Moegle |
| | 61 Allen Green | | |

ALPHABETICAL ROSTER

| No. | Name— | Pos. | No. | Name— | Pos. |
|-----|-------------------|------|-----|--------------------|---------|
| 33 | Babb, Gene | LB | 64 | Grottkau, Bob | G |
| 20 | Bercich, Bob | DHB | 40 | Harris, Jimmy | DHB |
| 36 | Bielski, Dick | OE | 78 | Healy, Don | G |
| 44 | Bishop, Don | DHB | 72 | Herchman, Bill | DT |
| 87 | Borden, Nate | DE | 67 | Houser, John | C-G |
| 51 | Braatz, Tom | LB | 54 | Howley, Chuck | LB |
| 77 | Bradfute, Byron | OT | 81 | Howton, Bill | OE |
| 82 | Clarke, Frank | OE | 14 | LeBaron, Eddie | QB |
| 53 | Connelly, Mike | C | 74 | Lilly, Bob | DE |
| 62 | Cvercko, Andy | G | 41 | Livingston, Warren | DHB |
| 88 | Davis, Sonny | LB | 31 | Marsh, Amos | FB |
| 83 | Doran, Jim | OE | 70 | McCreary, Bob | OT |
| 34 | Douglas, Merrill | FB | 42 | McIlhenny, Don | FB |
| 30 | Dowdle, Mike | LB | 17 | Meredith, Don | QB |
| 45 | Dupre, L. G. | OHB | 47 | Moegle, Dick | S |
| 63 | Falls, Mike | G | 80 | Murchison, Ola | OE |
| 32 | Franckhauser, Tom | DHB | 60 | Olderman, Bruce | G |
| 79 | Frost, Ken | DT | 56 | Patera, Jack | LB |
| 75 | Fry, Bob | OT | 43 | Perkins, Don | OHB |
| 71 | Granger, Charlie | OT | 86 | Sherer, Dave | Punt-OE |
| 61 | Green, Allen | LB | 50 | Tubbs, Jerry | LB |
| 21 | Gregory, Glynn | OE | | | |

Dallas Cowboys 1961 Roster

18

| No. | Name | Pos. | Wt. | Ht. | Age | Yr. | College | Hometown |
|---------------|------------------------------|----------------|----------------|----------------|---------------|--------------|-------------------|--|
| 11 | HUMPHREY, BUDDY | | | | | | | |
| 14 | LeBaron, Eddie | QB | 164 | 5-7 | 31 | 9 | C.O.P. | Dallas, Texas |
| 17 | Meredith, Don | QB | 198 | 6-2 | 23 | 2 | S.M.U. | Dallas, Texas |
| 20 | Bercich, Bob | DHB | 199 | 6-1 | 24 | 2 | Michigan State | Dallas, Texas |
| 21 | Gregory, Glynn | OE | 194 | 6-2 | 22 | 1 | S.M.U. | Dallas, Texas |
| 30 | Dowdle, Mike | LB | 230 | 6-3 | 23 | 2 | Texas | San Angelo, Texas |
| 31 | Marsh, Amos | FB | 208 | 6-1 | 22 | 1 | Oregon State | Grass Valley, Calif. |
| 32 | Franckhauser, Tom | DHB | 193 | 6-0 | 24 | 3 | Purdue | Steubenville, Ohio <i>for Baker</i> |
| 33 | Babb, Gene | LB | 216 | 6-3 | 26 | 4 | Austin College | Dallas, Texas |
| 34 | Douglas, Merrill | FB | 204 | 6-0 | 25 | 3 | Utah | Salt Lake City, Utah <i>for Nutting</i> |
| 35 | Bielski, Dick | OE | 225 | 6-1 | 27 | 7 | Maryland | Maple Shade, N.J. |
| 40 | Harris, Jimmy | DHB | 184 | 6-1 | 26 | 3 | Oklahoma | Dallas, Texas |
| 41 | Livingston, Warren | DHB | 181 | 5-10 | 23 | 1 | Arizona | Mesa, Arizona |
| 42 | McIlhenny, Don | FB | 206 | 6-1 | 26 | 6 | S.M.U. | Dallas, Texas <i>S.F.</i> |
| 43 | Perkins, Don | OHB | 191 | 5-10 | 23 | 2 | New Mexico | Albuquerque, N.M. |
| 44 | Bishop, Don | DHB | 208 | 6-1 | 27 | 3 | City Col. of LA | Los Angeles, Calif. |
| 45 | Dupre, L. G. | OHB | 185 | 5-11 | 28 | 7 | Baylor | Dallas, Texas |
| 47 | Moegle, Dick | DS | 195 | 6-1 | 26 | 7 | Rice | Taylor, Texas |
| 50 | Tubbs, Jerry | LB | 220 | 6-3 | 26 | 5 | Oklahoma | Dallas, Texas |
| 51 | Braatz, Tom | LB | 213 | 6-2 | 27 | 5 | Marquette | Milwaukee, Wisc. |
| 53 | Connelly, Mike | OC | 238 | 6-3 | 25 | 2 | Utah State | Pasadena, Calif. |

19

| | | | | | | | | |
|---------------|-------------------------|-----------------|----------------|----------------|---------------|--------------|---------------------|--|
| 54 | Howley, Chuck | LB | 219 | 6-3 | 25 | 3 | W. Virginia | Wheeling, W. V. |
| 56 | Patera, Jack | LB | 241 | 6-1 | 26 | 6 | Oregon | Portland, Oregon <i>4/27/62</i> |
| 60 | Olderman, Bruce | OG | 238 | 6-2 | 22 | 1 | Allegheny | Meadville, Pa. <i>Papi</i> |
| 61 | Green, Allen | Kick | 216 | 6-2 | 22 | 1 | Ole Miss | Hanceville, Ala. <i>for Nolan</i> |
| 62 | Cvercko, Andy | OG | 235 | 6-0 | 23 | 3 | Northwestern | Campbell, Ohio |
| 63 | Falls, Mike | OG | 248 | 6-1 | 27 | 2 | Minnesota | Bemidji, Minn. |
| 64 | Grottkau, Bob | OG | 230 | 6-4 | 23 | 3 | Oregon | Oakland, Calif. |
| 67 | Houser, John | OG | 245 | 6-4 | 26 | 5 | Redland Univ. | Van Nuys, Calif. |
| 70 | McCreary, Bob | OT | 256 | 6-5 | 22 | 1 | Wake Forest | Lenoir, N.C. |
| 71 | Granger, Charlie | OT | 238 | 6-2 | 23 | 1 | Southern Univ. | Lake Charles, La. <i>St Louis</i> |
| 72 | Herchman, Bill | DT | 249 | 6-1 | 28 | 6 | Texas Tech | Dallas, Texas |
| 74 | Lilly, Bob | DE | 249 | 6-4 | 22 | 1 | T.C.U. | Throckmorton, Tex. |
| 75 | Fry, Bob | OT | 230 | 6-4 | 30 | 7 | Kentucky | Cincinnati, Ohio |
| 77 | Bradfute, Byron | OT | 243 | 6-3 | 23 | 2 | Miss. Southern | Beeville, Texas |
| 78 | Healy, Don | DT | 258 | 6-3 | 25 | 4 | Maryland | Dallas, Texas |
| 79 | Frost, Ken | DT | 246 | 6-4 | 22 | 1 | Tennessee | Franklin, Tenn. |
| 80 | Murchison, Ola | OE | 205 | 6-3 | 23 | 1 | Pacific U | Stockton, Calif. |
| 81 | Howton, Bill | OE | 193 | 6-2 | 31 | 9 | Rice | Houston, Texas |
| 82 | Clarke, Frank | OE | 210 | 6-1 | 27 | 5 | Colorado | Cleveland, Ohio |
| 83 | Doran, Jim | OE | 210 | 6-2 | 34 | 11 | Iowa State | Paton, Iowa |
| 86 | Sherer, Dave | Punt-OE | 219 | 6-3 | 24 | 3 | S.M.U. | Dallas, Texas |
| 87 | Borden, Nate | DE | 234 | 6-1 | 28 | 7 | Indiana | Cincinnati, Ohio |
| 88 | Davis, A. A. (Sonny) | LB | 219 | 6-2 | 22 | 1 | Baylor | Corpus Christi, Tex. |

SAM BAKER
ED NUTTING
Nolan

COWBOYS OPPONENTS

PITTSBURGH STEELERS

Sept. 17th in Dallas

Nov. 12th in Pittsburgh

139 Sixth St.

Pittsburgh 22, Pa.

President — Arthur J. Rooney

Publicity — Ed Kiely

Office Phone EXpress 1-1200

Home Phone EMerson 2-2835

Colors — Black and Gold

Forbes Field

35,000 Cap.



PARKER



LAYNE

1960 Record — Won 5, Lost 6, Tied 1; All-Time Record — Won 120, Lost 181, Tied 13.

Coaching Staff — Buddy Parker (fifth year), Walter Kiesling, Dick Plasman, Thurman McGraw, Art Lewis, Ken Stillely, Jack Butler, Chuck Cherundolo.

Buddy Parker says, "I feel the Browns finished the 1960 season with the best balanced club in the East and I feel the St. Louis Cardinals have great potential, providing Sam Etcheverry has the year everyone expects . . . you look at the personnel of the other five clubs, including the Steelers, and you gulp and you hope for 'a little bit of luck.' Luck is a big factor in the NFL today . . . the league now is a messful of equals. There are enough good players on any team to give you a good battle and beat you every week. And a weak team can blossom into a very strong team in the course of a season. Take Dallas for example. Last year it was generally conceded their road would be rough. It was, but the team still came mighty close to winning six games. I can speak from experience — we just beat them in the final seconds."

1960 Results

| | | |
|-----|--------------|-----|
| 35 | Dallas | 28 |
| 20 | Cleveland | 28 |
| 17 | New York | 19 |
| 27 | St. Louis | 14 |
| 27 | Washington | 27 |
| 13 | Green Bay | 19 |
| 7 | Philadelphia | 34 |
| 24 | New York | 27 |
| 14 | Cleveland | 10 |
| 22 | Washington | 10 |
| 27 | Philadelphia | 21 |
| 7 | St. Louis | 38 |
| 240 | Totals | 275 |

1961 Schedule

| | |
|---------------------------------|----------------|
| (Home games start at 2:05 p.m.) | |
| Sept. 17 | —Dallas.* |
| Sept. 24 | —New York. |
| Oct. 1 | —L. A.* |
| Oct. 8 | —Phila.* |
| Oct. 15 | —Washington. |
| Oct. 22 | —Cleveland. |
| Oct. 29 | —San Fran. |
| Nov. 5 | —Cleveland.* |
| Nov. 12 | —Dallas. |
| Nov. 19 | —N. Y.* |
| Nov. 26 | —St. Louis. |
| Dec. 3 | —Philadelphia. |
| Dec. 10 | —Wash.* |
| Dec. 17 | —St. Louis.* |
| * Away | |

1960 Team Leaders

Rushing—Tom Tracy, 192 carries, 680 yards, 5 touchdowns; John Henry Johnson, 118 carries, 621 yards, 2 touchdowns.

Passing—Bobby Layne, 209 attempts, 103 completions, 1,814 yards, 12 touchdowns, 11 interceptions.

Receiving—Buddy Dial, 40 receptions, 972 yards, 9 touchdowns; Preston Carpenter, 29 receptions, 495 yards, 2 touchdowns; Jim Orr, 29 receptions, 541 yards, 4 touchdowns.

Scoring—Tom Tracy, 9 touchdowns, 3 field goals, 63 points; Buddy Dial, 9 touchdowns, 54 points.

Pittsburgh Steelers 1961 Roster

| Name— | Pos. | Wt. | Ht. | Year Pro | College |
|---------------------|-------|-----|------|----------|---------------------|
| Beatty, Ed | C | 225 | 6-3 | 7 | Mississippi |
| Bradshaw, Charles | OT | 255 | 6-6 | 4 | Baylor |
| Bukich, Rudy | QB | 205 | 6-2 | 7 | USC |
| Butler, Bill | DHB | 185 | 5-10 | 2 | Chattanooga |
| Burnett, Len | DE | 210 | 6-2 | 1 | Oregon State |
| Carpenter, Preston | OE | 190 | 6-1 | 6 | Arkansas |
| Clement, Henry | OE | 205 | 6-3 | 1 | North Carolina |
| Coronado, Bob | OHB-E | 195 | 6-1 | 1 | COP |
| Daniel, Bill | DHB | 185 | 5-11 | 1 | Mississippi State |
| Derby, Dean | DHB | 195 | 6-0 | 5 | Washington |
| Dial, Buddy | OE | 195 | 6-0 | 3 | Rice |
| Green, Bobby Joe | Punt | 175 | 5-11 | 2 | Florida |
| Henry, Mike | LB | 215 | 6-2 | 3 | USC |
| Hoak, Dick | OHB | 190 | 5-11 | 1 | Penn State |
| James, Dan | OT | 245 | 6-2 | 3 | Ohio State |
| Johnson, John Henry | FB | 215 | 6-2 | 7 | Arizona St. (Tempe) |
| Kapele, John | DE | 240 | 6-0 | 2 | Brigham Young |
| Klein, Dick | OT | 255 | 6-4 | 3 | Iowa |
| Krupa, Joe | DT | 225 | 6-2 | 6 | Purdue |
| Layne, Bobby | QB | 210 | 6-2 | 14 | Texas |
| Lipscomb, Gene | DT | 288 | 6-7 | 9 | No College |
| Mack, Bill (Red) | OHB | 185 | 5-10 | 1 | Notre Dame |
| Meilinger, Steve | OE | 230 | 6-2 | 6 | Kentucky |
| Michaels, Lou | DE | 235 | 6-2 | 4 | Kentucky |
| Nisby, John | G | 230 | 6-1 | 5 | COP |
| Nutter, Buzz | C | 230 | 6-2 | 8 | VPI |
| Pottios, Myron | LB | 235 | 6-1 | 1 | Notre Dame |
| Reger, John | LB | 230 | 6-1 | 7 | Pitt |
| Sample, John | DHB | 205 | 6-1 | 4 | Maryland State |
| Sandusky, Mike | G | 230 | 6-1 | 5 | Maryland |
| Scales, Charley | FB | 210 | 5-11 | 2 | Indiana |
| Schmitz, Bob | G | 230 | 6-1 | 1 | Montana State |
| Simpson, Jackie | DHB | 195 | 5-10 | 4 | Florida |
| Stautner, Ernie | DT | 230 | 6-2 | 12 | Boston College |
| Stehouwer, Ron | G | 240 | 6-2 | 2 | Colorado State |
| Tarasovic, George | LB | 245 | 6-4 | 9 | LSU |
| Tracy, Tom | OHB | 205 | 5-9 | 6 | Tennessee |

MINNESOTA VIKINGS

Sept. 24th in Dallas
Oct. 8th in Minnesota

1750 Hennepin Ave.
Minneapolis 3, Minn.

(Temporary headquarters)
President — E. William Boyer
Publicity — John Thompson
Office Phone FEderal 5-7835
Home Phone TUxedo 8-7026
Colors — Purple and White
(Gold Trim)



Metropolitan Stadium 40,800 Cap.

VAN BROCKLIN

McELHENNY

Coaching Staff — Norman Van Brocklin (first year), Harry Gilmer, Darrel Brewster, Stan West, Walt Yowarsky.

Norm Van Brocklin says, "We'll build our attack around a pair of hard-running halfbacks and an experienced quarterback. George Shaw (obtained from the Giants) will be our quarterback. He can throw the ball as well as anybody. All he needs is a little confidence and I think that will come when he knows he's got the job as our No. 1 quarterback. Hugh McElhenny (from the 49ers) and Tommy Mason (the No. 1 draft choice from Tulane) are strong, agile runners. And we may have a sleeper in Paul Winslow (from the Packers) . . .

"We won't have the offensive ends and fullbacks and we won't have the depth that some other NFL clubs have, but I think our offensive and defensive lines will be surprisingly good and we'll have a better-than-expected secondary."

(Note — the Vikings have first rights to all players put out on waivers and may turn up with several more key performers as other clubs cut down to the 36-player limit. Unlike the Cowboys in their inaugural season last year, the Vikings were also able to participate in the player draft. They signed their top four choices and 13 of the first 17 eligible to sign this year.)

1961 Schedule

(Home games start at 1:35 p.m.)

Sept. 17—Chicago.
Sept. 24—Dallas, there.
Oct. 1—Baltimore, there.
Oct. 8—Dallas.
Oct. 15—San Francisco.
Oct. 22—Green Bay.
Oct. 29—Green Bay, there.
Nov. 5—Los Angeles, there.
Nov. 12—Baltimore.
Nov. 19—Detroit.
Nov. 26—San Francisco, there.
Dec. 3—Los Angeles.
Dec. 10—Detroit, there.
Dec. 17—Chicago, there.

Veterans 1960 Records

Rushing—Hugh McElhenny (49ers) 95 carries, 347 yards; Paul Winslow (Packers), 2 carries, minus 3 yards.

Passing—George Shaw (Giants), 155 attempts, 76 completions, 1,236 yards, 11 touchdowns, 13 interceptions.

Receiving—Hugh McElhenny (49ers), 14 receptions, 114 yards, 1 touchdown; Dave Middleton (Lions), 5 receptions, 51 yards.

Minnesota Vikings 1961 Roster

| Name— | Pos. | Wt. | Ht. | Year Pro | College |
|--------------------------|-------|-----|------|----------|-----------------------|
| Alderman, Grady | OG | 235 | 6-3 | 2 | Detroit |
| Bishop, Bill | DT | 250 | 6-4 | 10 | North Texas State |
| Caleb, Jamie | FB | 210 | 6-1 | 2 | Grambling |
| Culpepper, Ed | DT | 255 | 6-1 | 4 | Alabama |
| Denton, Bob | OG | 240 | 6-4 | 2 | COP |
| Dickson, Paul | OT | 245 | 6-5 | 3 | Baylor |
| Gault, Billy | DHB | 190 | 6-1 | 1 | Texas Christian |
| Grecni, Dick | LB | 225 | 6-1 | 1 | Ohio University |
| Haley, Dick | DHB | 195 | 5-10 | 2 | Pittsburgh |
| Hawkins, Rip | LB | 230 | 6-3 | 1 | North Carolina |
| Hayes, Raymond | FB | 235 | 6-3 | 1 | Central St. (Okla.) |
| Huth, Gerry | OG | 228 | 5-11 | 4 | Wake Forest |
| Johnson, Gene | DHB | 195 | 6-0 | 3 | Cincinnati |
| Joyce, Don | DE | 255 | 6-3 | 11 | Tulane |
| Lapham, Bill | C | 250 | 6-3 | 2 | Iowa |
| Leo, Jim | LB | 215 | 6-1 | 2 | Cincinnati |
| Marshall, Jim | OT | 220 | 6-3 | 2 | Ohio State |
| Mason, Tommy | OHB | 196 | 6-1 | 1 | Tulane |
| Mayberry, Doug | FB | 255 | 6-1 | 1 | Utah State |
| McElhenny, Hugh | OHB | 198 | 6-1 | 10 | Washington |
| Mercer, Mike | Kick | 220 | 6-0 | 1 | Ariz. St. (Flagstaff) |
| Middleton, Dave | OE | 190 | 6-1 | 7 | Auburn |
| Morris, Jack | DHB | 190 | 6-0 | 4 | Oregon |
| Mostardi, Rich | DHB | 188 | 5-11 | 2 | Kent State |
| Murphy, Fred | OE | 210 | 6-3 | 2 | Georgia Tech |
| Osborne, Clancy | LB | 217 | 6-3 | 3 | Ariz. St. (Tempe) |
| Pesonen, Dick | DHB | 190 | 6-0 | 2 | Minnesota (Duluth) |
| Petersen, Ken | OT-G | 235 | 6-2 | 1 | Utah |
| Prestel, Jim | DT | 250 | 6-5 | 2 | Idaho |
| Rabold, Mike | OG | 240 | 6-2 | 3 | Indiana |
| Reichow, Jerry | QB-OE | 220 | 6-2 | 6 | Iowa |
| Rubke, Karl | C | 239 | 6-4 | 5 | Southern California |
| Schnelker, Bob | OE | 215 | 6-4 | 9 | Bowling Green |
| Selawski, Gene | OT | 255 | 6-4 | 3 | Purdue |
| Sharockman, Ed | DHB | 195 | 6-0 | 1 | Pittsburgh |
| Shaw, George | QB | 185 | 6-0 | 7 | Oregon |
| Sherman, Will | OE | 197 | 6-3 | 8 | St. Mary's (Calif.) |
| Shields, Lebron | DE | 250 | 6-4 | 2 | Tennessee |
| Smith, Gordon | OE | 200 | 6-2 | 1 | Missouri |
| Sumner, Charlie | DHB | 195 | 6-1 | 5 | William & Mary |
| Tarkenton, Francis | QB | 190 | 6-1 | 1 | Georgia |
| Triplett, Mel | FB | 215 | 6-1 | 7 | Toledo |
| Williams, A. D. | OE | 210 | 6-3 | 3 | COP |
| Youso, Frank | OT | 260 | 6-4 | 4 | Minnesota |

CLEVELAND BROWNS

Oct. 1st in Cleveland

Dec. 3rd in Dallas

Cleveland Stadium

Tower B

Cleveland 14, Ohio

President — Dave R. Jones

Publicity — Harold Sauerbrey

Office Phone TOWER 1-3400

Home Phone WOODBINE 1-0136

Colors — Seal Brown, Orange trim,

White with Silver

Cleveland Stadium 78,707 Cap.



P. BROWN



J. BROWN

1960 Record — Won 8, Lost 4, Tied 1; All-time Record — Won 152, Lost 43, Tied 6.

Coaching Staff — Paul Brown (16th year), Paul Bixler, Fritz Heisler, Howard Brinker, Ed Ulinski, Richard Evans.

Paul Brown says, "We had a young and growing team last season, with many of our rookies sure to come of age now that they've had a year of experience. With the addition of several outstanding prospects from last year's college teams — boys like Bob Crespino and Johnny Brewer — we're looking to the 1961 season with optimism. We could go into this season with essentially the same offensive and defensive units and be a definite title threat. But we won't be complacent. If some of these rookies come through and take a job away from a veteran, we'll be just that much stronger . . . Tag Anderson (Georgia Tech) and Crespino are top-rated youngsters at offensive and flanking backs. We had four men playing that position at various times last year; there's room for improvement here."

1960 Team Leaders

Rushing—Jimmy Brown, 215 carries, 1,257 yards (led league), 9 touchdowns; Bobby Mitchell, 111 carries, 506 yards, 5 touchdowns.

Passing—Milt Plum, 250 attempts, 151 completions, 2,297 yards, 21 touchdowns, 5 interceptions (led league in completion percentage of 60.4, in smallest interception percentage with 2.0 and in average gain with 9.19 yards).

Receiving—Bobby Mitchell, 45 receptions, 612 yards, 6 touchdowns; Gern Nagler, 36 receptions, 616 yards, 3 touchdowns; Ray Renfro, 24 receptions, 378 yards, 4 touchdowns.

Scoring—Sam Baker, 12 FG, 44 extra points, 80 points; Bobby Mitchell, 12 touchdowns, 72 points; Jimmy Brown, 11 touchdowns, 66 points.

1960 Results

| | | |
|-----|----------------|-----|
| 41 | Philadelphia | 24 |
| 28 | Pittsburgh | 20 |
| 48 | Dallas | 7 |
| 29 | Philadelphia | 31 |
| 31 | Washington | 10 |
| 13 | N.Y. York | 17 |
| 28 | St. Louis | 27 |
| 10 | Pittsburgh | 14 |
| 17 | St. Louis | 17 |
| 27 | Washington | 16 |
| 42 | Chicago | 0 |
| 48 | New York | 34 |
| °16 | Detroit | 17 |
| 378 | Totals | 234 |
| ° | Runner-Up Bowl | |

1961 Schedule

| | |
|---------------------------------|--|
| (Home games start at 2:05 p.m.) | |
| Sept. 17—Phila.° | |
| Sept. 24—St. Louis. | |
| Oct. 1—Dallas. | |
| Oct. 8—Washington. | |
| Oct. 15—Green Bay. | |
| Oct. 22—Pitts.° | |
| Oct. 29—St. Louis.° | |
| Nov. 5—Pittsburgh. | |
| Nov. 12—Wash.° | |
| Nov. 19—Phila. | |
| Nov. 26—N. Y. | |
| Dec. 3—Dallas.° | |
| Dec. 10—Chicago.° | |
| Dec. 17—N. Y.° | |
| ° Away | |

Cleveland Browns 1961 Roster

| Name— | Pos. | Wt. | Ht. | Year Pro | College |
|-------------------------|---------|-----|------|----------|---------------------|
| Baker, Sam | FB | 217 | 6-2 | 7 | Oregon State |
| Brewer, John | DE | 235 | 6-4 | 1 | Mississippi |
| Brown, Jim | FB | 228 | 6-3 | 5 | Syracuse |
| Clarke, Leon | OE | 234 | 6-4 | 5 | USC |
| Costello, Vince | LB | 225 | 6-0 | 5 | Ohio University |
| Crespino, Bob | OHB | 215 | 6-4 | 1 | Mississippi |
| Dawson, Len | QB | 195 | 6-1 | 5 | Purdue |
| Ferguson, Charles | OE | 225 | 6-5 | 1 | Tennessee State U. |
| Fichtner, Ross | DHB | 185 | 6-0 | 2 | Purdue |
| Fiss, Galen | LB | 227 | 6-1 | 6 | Kansas |
| Fleming, Don | DHB | 185 | 6-0 | 2 | Florida |
| Franklin, Bob | DHB | 180 | 5-11 | 2 | Mississippi |
| Gain, Bob | DT | 260 | 6-3 | 9 | Kentucky |
| Groza, Lou | OT-Kick | 260 | 6-3 | 10 | Ohio State |
| Houston, Jim | DE | 230 | 6-2 | 2 | Ohio State |
| Kreitling, Rich | OE | 208 | 6-2 | 3 | Illinois |
| Lloyd, Dave | LB | 248 | 6-3 | 3 | Georgia |
| McCormack, Mike | OT | 247 | 6-4 | 9 | Kansas |
| Michaels, Walt | LB | 237 | 6-0 | 10 | Washington & Lee |
| Mitchell, Bob | OHB | 188 | 6-0 | 4 | Illinois |
| Morrow, John | C | 240 | 6-3 | 5 | Michigan |
| Nagler, Gern | OE | 190 | 6-2 | 9 | Santa Clara |
| Nutting, Ed | OT | 260 | 6-4 | 1 | Georgia Tech |
| Parrish, Bernie | DHB | 195 | 5-11 | 3 | Florida |
| Peters, Floyd | DT | 250 | 6-4 | 3 | San Francisco State |
| Plum, Milt | QB | 205 | 6-2 | 5 | Penn State |
| Powell, Preston | FB | 225 | 6-2 | 1 | Grambling |
| Putnam, Duane | G | 231 | 6-0 | 9 | COP |
| Renfro, Ray | OHB | 192 | 6-1 | 10 | North Texas State |
| Schafraath, Dick | OT | 245 | 6-3 | 3 | Ohio State |
| Shofner, Jim | DHB | 190 | 6-0 | 4 | TCU |
| Smith, Jim Ray | G | 245 | 6-3 | 6 | Baylor |
| Stephens, Larry | DT | 248 | 6-4 | 2 | Texas |
| Watkins, Tom | OHB | 195 | 6-0 | 1 | Iowa State |
| Wiggin, Paul | DE | 240 | 6-3 | 5 | Stanford |
| Wooten, John | G | 248 | 6-2 | 3 | Colorado |

NEW YORK GIANTS

Oct. 15th in Dallas
Oct. 29th in New York

Coliseum Tower
10 Columbus Circle
New York 19, N.Y.

President — John V. Mara

Publicity — Don Smith

Office Phone JUdson 2-7272

Home Phone FLushing 8-3333

Colors — Red, White and Blue

Yankee Stadium 67,000 Cap.

1960 Record — Won 6, Lost 4, Tied 2; All-Time Record — Won 249, Lost 148, Tied 25.

Coaching Staff — Al Sherman (first year), Harland Svare, Ed Kolman, Ken Kavanaugh, Don Heinrich, Andy Robustelli, Jim Patton.

Al Sherman says, "I feel that our ball club has the potential to be a winner. Last year injuries hit Frank Gifford (now retired), Alex Webster, Kyle Rote, Darrell Dess and Charlie Conerly . . . we shouldn't have that much bad luck two years in a row . . . I was counting on Gifford primarily as a receiver in 1961, not as a runner. We had to find another pass-catcher with downfield speed and we think we found him in Del Shofner (acquired in a trade with the Rams) . . . Erich Barnes will help offset the loss of Linden Crow (now with the Rams) in the defensive secondary. We gave up a lot of long-gainers last season, but Barnes will help tighten things up there . . . Cleveland looks like the toughest in the Eastern Division, but don't overlook those young St. Louis Cardinals. The Eagles, even without Van Brocklin, are going to be right up there. And so will the Steelers, if they can tighten their pass defense."



SHERMAN

ROTE

1960 Results

| | | |
|-----|---------------|-----|
| 21 | San Francisco | 19 |
| 35 | St. Louis | 14 |
| 19 | Pittsburgh | 17 |
| 24 | Washington | 24 |
| 13 | St. Louis | 20 |
| 17 | Cleveland | 13 |
| 27 | Pittsburgh | 24 |
| 10 | Philadelphia | 17 |
| 23 | Philadelphia | 31 |
| 31 | Dallas | 31 |
| 17 | Washington | 3 |
| 34 | Cleveland | 48 |
| 271 | Totals | 261 |

1961 Schedule

| |
|---------------------------------|
| (Home games start at 2:05 p.m.) |
| Sept. 17—St. Louis. |
| Sept. 24—Pitts.* |
| Oct. 1—Washington.* |
| Oct. 8—St. Louis.* |
| Oct. 15—Dallas.* |
| Oct. 22—L.A. |
| Oct. 29—Dallas. |
| Nov. 5—Washington. |
| Nov. 12—Phila. |
| Nov. 19—Pittsburgh. |
| Nov. 26—Cleveland.* |
| Dec. 3—Green Bay at Milwaukee. |
| Dec. 10—Phila.* |
| Dec. 17—Cleveland. |
| * Away |

1960 Team Leaders

Rushing—Mel Triplett, 122 carries, 573 yards, 4 touchdowns; Joe Morrison, 103 carries, 346 yards, 2 touchdowns.

Passing—George Shaw, 155 attempts, 76 completions, 1,236 yards, 11 touchdowns, 13 interceptions; Charlie Conerly, 134 attempts, 66 completions, 954 yards, eight touchdowns, seven interceptions.

Receiving—Kyle Rote, 42 receptions, 750 yards, 10 touchdowns; Bob Schnelker, 38 receptions, 610 yards, two touchdowns.

Scoring — Pat Summerall, 13 field goals, 26 PATs, 65 points; Rote, 10 touchdowns, 60 points; Gifford, 7 touchdowns, 42 points.

New York Giants 1961 Roster

| Name— | Pos. | Wt. | Ht. | Year Pro | College |
|--------------------|-------|-----|------|----------|--------------------|
| Barnes, Erich | DHB | 198 | 6-3 | 4 | Purdue |
| Brown, Roosevelt | OT | 245 | 6-3 | 8 | Morgan State |
| Chandler, Don | OHB | 205 | 6-2 | 6 | Florida |
| Conerly, Charlie | QB | 185 | 6-1 | 14 | Mississippi |
| Dess, Darrell | G | 235 | 6-0 | 4 | N. Carolina State |
| Gaiters, Bob | OHB | 210 | 5-11 | 1 | New Mexico State |
| Grier, Roosevelt | DT | 285 | 6-5 | 6 | Penn State |
| Grosscup, Lee | QB | 185 | 6-1 | 2 | Utah |
| Hall, Pete | QB | 200 | 6-3 | 1 | Marquette |
| Hayes, Larry | LB | 230 | 6-3 | 1 | Vanderbilt |
| Huff, Sam | LB | 230 | 6-1 | 6 | West Virginia |
| Janerette, Charlie | OT | 250 | 6-3 | 2 | Penn State |
| Katcavage, Jim | DE | 230 | 6-3 | 6 | Dayton |
| King, Phil | FB | 225 | 6-4 | 4 | Vanderbilt |
| Larson, Greg | C | 225 | 6-2 | 1 | Minnesota |
| Livingston, Cliff | LB | 215 | 6-3 | 8 | U.C.L.A. |
| Lynch, Dick | DHB | 200 | 6-1 | 4 | Notre Dame |
| Modzelewski, Dick | DT | 260 | 6-0 | 9 | Maryland |
| Morrison, Joe | OHB | 195 | 6-1 | 3 | Cincinnati |
| Nolan, Dick | DHB | 185 | 6-1 | 8 | Maryland |
| Patton, Jim | DHB | 185 | 5-10 | 7 | Mississippi |
| Robustelli, Andy | DE | 230 | 6-1 | 11 | Arnold College |
| Rote, Kyle | OE | 200 | 6-1 | 11 | Southern Methodist |
| Scott, Tom | LB | 220 | 6-2 | 9 | Virginia |
| Shofner, Del | OE | 185 | 6-3 | 4 | Baylor |
| Simms, Bob | DE | 210 | 6-1 | 2 | Rutgers |
| Smith, Zeke | G | 230 | 6-2 | 2 | Auburn |
| Stits, Bill | D-OHB | 195 | 6-0 | 9 | U.C.L.A. |
| Stroud, Jack | G | 235 | 6-1 | 9 | Tennessee |
| Summerall, Pat | OE | 235 | 6-4 | 10 | Arkansas |
| Tittle, Y. A. | QB | 195 | 6-1 | 14 | L.S.U. |
| Walker, Mickey | G | 210 | 6-0 | 1 | Michigan State |
| Walton, Joe | OE | 205 | 5-11 | 5 | Pittsburgh |
| Webster, Alex | OHB | 220 | 6-3 | 7 | N. Carolina State |
| Wells, Joel | OHB | 198 | 6-1 | 1 | Clemson |
| Wietecha, Ray | C | 225 | 6-1 | 9 | Northwestern |

PHILADELPHIA EAGLES

Oct. 22nd in Dallas

Nov. 26th in Philadelphia

15th and Locust Sts.
Philadelphia 2, Pa.

President — Frank L. McNamee

Publicity — Ed Hogan

Office Phone PE 5-4014

Home Phone LI 9-2496

Colors — Kelly Green and White

Franklin Field

60,546 Cap.



SKORICH

MCDONALD

1960 Record — Won 11, Lost 2; All-Time Record — Won 141, Lost 169, Tied 13.

Coaching Staff — Nick Skorich (first year), Jerry Williams, Charles Gauer, Lauri Niemi.

Nick Skorich says, "We have three of the best pass receivers in pro football in Tommy McDonald, Pete Retzlaff and Bobby Walston. Our running attack should improve with such ball-carriers as Clarence Peaks, Ted Dean, Billy Barnes, Theron Sapp and Tim Brown . . . We'll need offensive line replacements for Gerry Huth (a guard) and Bill Lapham (reserve center) . . . Our defensive line, a much improved group in 1960, returns intact and our overall defense should improve with the addition of linebackers Monte Lee (Texas) and Charles Strange (LSU) . . . We expect Chuck Bednarik to play only one way in 1961, but which way remains to be seen . . . I know these Eagles and with their spirit, there's no telling how far they'll go. There will be a carry-over of the winning spirit of last season. I look forward to '61 with a feeling of pride and great anticipation. We're going to hand out a few surprises to the experts already writing us off."

| 1960 Results | | 1961 Schedule | |
|--------------|---------------------|---------------------------------|--|
| 24 | Cleveland 41 | (Home games start at 1:35 p.m.) | |
| 27 | Dallas 25 | Sept. 17—Cleveland. | |
| 31 | St. Louis 27 | Sept. 24—Wash. | |
| 28 | Detroit 10 | Oct. 1—St. Louis. | |
| 31 | Cleveland 29 | Oct. 8—Pittsburgh. | |
| 34 | Pittsburgh 7 | Oct. 15—St. Louis.* | |
| 19 | Washington 13 | Oct. 22—Dallas.* | |
| 17 | New York 10 | Oct. 29—Wash.* | |
| 31 | New York 23 | Nov. 5—Chicago. | |
| 20 | St. Louis 6 | Nov. 12—New York.* | |
| 21 | Pittsburgh 27 | Nov. 19—Cleveland.* | |
| 38 | Washington 28 | Nov. 26—Dallas. | |
| *17 | Green Bay 13 | Dec. 3—Pittsburgh.* | |
| 338 | Totals 259 | Dec. 10—New York. | |
| | * Championship Game | Dec. 17—Detroit.* | |
| | | * Away | |

1960 Team Leaders

Rushing—Clarence Peaks, 86 carries, 465 yards; Billy Barnes, 117 carries, 315 yards; Ted Dean, 113 carries, 304 yards.

Passing — Sonny Jurgenson, 44 attempts, 24 completions, 486 yards, 5 touchdowns. (Leading passer Norm Van Brocklin retired to become Minnesota Vikings coach.)

Receiving—Pete Retzlaff, 46 receptions, 826 yards, 5 touchdowns; Tommy McDonald, 39 receptions, 801 yards, 13 touchdowns; Bobby Walston, 30 receptions, 563 yards, 4 touchdowns; Billy Barnes, 19 receptions, 132 yards, 2 touchdowns.

Scoring—Bobby Walston, 15 touchdowns, 90 points; Tommy McDonald, 13 touchdowns, 78 points.

Philadelphia Eagles 1961 Roster

| Name— | Pos. | Wt. | Ht. | Year Pro | College |
|------------------|--------|-----|------|----------|-------------------|
| Amerson, Glen | DHB | 190 | 6-1 | 1 | Texas Tech |
| Barnes, Billy | OHB | 202 | 5-11 | 5 | Wake Forest |
| Baughan, Maxie | LB | 220 | 6-1 | 2 | Georgia Tech |
| Bednarik, Chuck | C-LB | 235 | 6-3 | 13 | Pennsylvania |
| Brookshier, Tom | DHB | 196 | 6-1 | 7 | Colorado |
| Brown, Tim | O-DHB | 190 | 5-11 | 3 | Ball State Tchrs. |
| Burroughs, Don | DHB | 186 | 6-4 | 7 | Colorado State |
| Campbell, Marion | DT | 250 | 6-3 | 8 | Georgia |
| Campbell, Stan | G | 230 | 6-2 | 8 | Iowa State |
| Carr, Jimmy | DHB | 198 | 6-2 | 5 | Morris Harvey |
| Cross, Irv | DHB | 198 | 6-1 | 1 | Northwestern |
| Dean, Ted | OHB | 210 | 6-2 | 2 | Wichita |
| Freeman, Bob | DHB | 200 | 6-1 | 5 | Auburn |
| Gossage, Gene | OT-G | 236 | 6-4 | 2 | Northwestern |
| Gunnels, John | DT | 240 | 6-3 | 2 | Georgia |
| Hill, King | QB-OHB | 220 | 6-2 | 4 | Rice |
| Jurgenson, Sonny | QB | 200 | 6-0 | 5 | Duke |
| Keys, Howard | C | 235 | 6-3 | 2 | Oklahoma State |
| Khayat, Ed | DT | 240 | 6-4 | 5 | Tulane |
| Lucas, Dick | OE | 210 | 6-2 | 4 | Boston College |
| McCusker, Jim | OT | 245 | 6-2 | 4 | Pittsburgh |
| McDonald, Tommy | OHB | 182 | 5-10 | 5 | Oklahoma |
| Nocera, John | LB | 215 | 6-1 | 3 | Iowa |
| Oakes, Don | O-DT | 240 | 6-3 | 1 | VPI |
| Peaks, Clarence | FB | 220 | 6-1 | 4 | Michigan State |
| Pellegrini, Bob | LB | 235 | 6-2 | 5 | Maryland |
| Renfro, Will | DE | 235 | 6-5 | 5 | Memphis State |
| Retzlaff, Pete | OE | 209 | 6-1 | 6 | S. Dakota State |
| Richardson, Jess | DT | 262 | 6-3 | 9 | Alabama |
| Sapp, Theron | OHB | 200 | 6-1 | 3 | Georgia |
| Smith, J. D. | OT | 250 | 6-5 | 3 | Rice |
| Sugar, Leo | DE | 230 | 6-1 | 8 | Purdue |
| Tracey, John | DE | 225 | 6-3 | 3 | Texas A&M |
| Walston, Bobby | OE | 191 | 6-1 | 11 | Georgia |
| Weber, Chuck | LB | 235 | 6-0 | 7 | Westchester |
| Wittenborn, John | G | 230 | 6-2 | 4 | SE Missouri |

COWBOYS OPPONENTS

ST. LOUIS CARDINALS

Nov. 5th in Dallas

Dec. 10th in St. Louis

5100 Oakland Ave.

St. Louis 10, Mo.

President — Charles W. Bidwell, Jr.

Publicity Director — Ed McGuire

Office Phone — JE 1-6400

Home Phone — CA 7-4145

Colors — Cardinal Red and White

Busch Stadium 33,000 Cap.



IVY

CROW

1960 Record — Won 6, Lost 5, Tied 1; All-Time Record — Won 166, Lost 251, Tied 25.

Coaching Staff — Frank (Pop) Ivy (fourth year), Chuck Drulis, Ray Prochaska, Ray Willsey.

Pop Ivy says, "The Cardinals have as good a chance as any team in the Eastern Conference. We are cognizant of the fact that we haven't beaten the Browns in four years; that we've beaten Philadelphia only once and have beaten New York and Pittsburgh only twice each in the same four years. The four teams mentioned figure to be in the thick of things for the Eastern title, and the Cardinals play the Giants, Browns and Eagles twice during the first half of the 14-game season, so our chances should be pretty well established after the first seven games. Losing John Crow through at least the first half of the season is a tremendous blow to our attack. . . We'll have to improve considerably in personnel and play execution to take up the slack."

1960 Results

| | | |
|-----|--------------|-----|
| 43 | Los Angeles | 21 |
| 14 | New York | 35 |
| 27 | Philadelphia | 31 |
| 14 | Pittsburgh | 27 |
| 12 | Dallas | 10 |
| 20 | New York | 13 |
| 44 | Washington | 7 |
| 27 | Cleveland | 28 |
| 26 | Washington | 14 |
| 17 | Cleveland | 17 |
| 6 | Philadelphia | 20 |
| 38 | Pittsburgh | 7 |
| 288 | Totals | 230 |

1961 Schedule

| | |
|---------------------------------|--------------|
| (Home games start at 1:05 p.m.) | |
| Sept. 17 | —N. Y.* |
| Sept. 24 | —Cleve.* |
| Oct. 1 | —Phila.* |
| Oct. 8 | —New York. |
| Oct. 15 | —Phila. |
| Oct. 22 | —Wash.* |
| Oct. 29 | —Cleveland. |
| Nov. 5 | —Dallas.* |
| Nov. 12 | —Detroit. |
| Nov. 19 | —Balt.* |
| Nov. 26 | —Pitts.* |
| Dec. 3 | —Washington. |
| Dec. 10 | —Dallas. |
| Dec. 17 | —Pittsburgh. |
| ° | Away |

1960 Team Leaders

Rushing—John David Crow, 183 carries, 1,071 yards; Frank Mestnik, 104 carries, 429 yards. (Crow's 5.9-yard per try average led NFL rushers.)

Passing—John Roach, 188 attempts, 87 completions, 1,423 yards, 17 touchdowns, 18 interceptions.

Receiving—Sonny Randle, 62 receptions, 893 yards, 15 touchdowns (led league); Crow, 25 receptions, 462 yards, 3 touchdowns.

Scoring — Sonny Randle, 15 touchdowns, 90 points; John Crow, 9 touchdowns, 54 points.

St. Louis Cardinals 1961 Roster

| Name— | Pos. | Wt. | Ht. | Year Pro | College |
|-------------------------|------|-----|------|----------|----------------------|
| Anderson, Taz | OE | 205 | 6-2 | 1 | Georgia Tech |
| Bates, Ted | LB | 220 | 6-3 | 3 | Oregon State |
| Childress, Joe | OHB | 200 | 6-0 | 6 | Auburn |
| Cook, Ed | OT | 240 | 6-2 | 4 | Notre Dame |
| Conrad, Bobby Joe | OHB | 195 | 6-2 | 4 | Texas A&M |
| Crow, John David | OHB | 215 | 6-2 | 4 | Texas A&M |
| DeMarco, Bob | DE | 240 | 6-3 | 1 | Dayton |
| Driskill, Joe | DHB | 195 | 6-1 | 2 | NE Louisiana State |
| Ellzey, Charley | C | 240 | 6-3 | 2 | Mississippi Southern |
| Etcheverry, Sam | QB | 185 | 5-11 | 1 | Denver |
| Fischer, Pat | DHB | 165 | 5-10 | 1 | Nebraska |
| Fuller, Frank | DT | 245 | 6-4 | 6 | Kentucky |
| Gault, Prentice | OHB | 195 | 6-0 | 2 | Oklahoma |
| Gillis, Don | C | 250 | 6-3 | 4 | Rice |
| Gray, Ken | G | 240 | 6-2 | 4 | Howard Payne |
| Guglielmi, Ralph | QB | 200 | 6-1 | 5 | Notre Dame |
| Hammack, Mal | FB | 212 | 5-10 | 6 | Florida |
| Henke, Ed | DE | 230 | 6-4 | 9 | USC |
| Hill, Jimmy | DHB | 190 | 6-2 | 7 | Samuel Huston |
| Johnson, Charley | QB | 190 | 6-2 | 1 | New Mexico State |
| Koman, Bill | LB | 230 | 6-3 | 6 | North Carolina |
| McDole, Ronald | DT | 250 | 6-4 | 1 | Nebraska |
| McGee, Mike | OG | 230 | 6-1 | 2 | Duke |
| McInnis, Hugh | OE | 220 | 6-3 | 2 | Mississippi Southern |
| McMillan, Ernie | OT | 255 | 6-6 | 1 | Illinois |
| Meinert, Dale | LB | 220 | 6-2 | 4 | Oklahoma State |
| Memmelaar, Dale | OT | 230 | 6-2 | 3 | Wyoming |
| Mestnik, Frank | FB | 200 | 6-2 | 2 | Marquette |
| Norton, Jerry | DHB | 195 | 5-11 | 8 | SMU |
| Owens, Don | DT | 255 | 6-5 | 5 | Mississippi Southern |
| Owens, Luke | DE | 255 | 6-2 | 5 | Kent |
| Perry, Gerry | DE | 240 | 6-4 | 7 | California |
| Randle, Sonny | OE | 187 | 6-2 | 3 | Virginia |
| Robb, Joe | DE | 230 | 6-3 | 3 | TCU |
| Stacy, Billy | DHB | 190 | 6-2 | 3 | Mississippi State |
| West, Willie | OHB | 185 | 5-10 | 2 | Oregon |
| Wilson, Larry | DHB | 187 | 6-0 | 2 | Utah |

WASHINGTON REDSKINS

Nov. 19th in Dallas

Dec. 17th in Washington

Ninth and H Sts., N.W.
Washington, D.C.

President — George P. Marshall

Publicity — Dave Slattery

Office Phone District 7-6140

Home Phone EL 6-3568

Colors — Burgundy and Old Gold

Washington Stadium 50,000 Cap.

1960 Record — Won 1, Lost 9, Tied 2; All-Time Record — Won 136, Lost 128, Tied 12.

Coaching Staff — Bill McPeak (first year), Torgy Torgeson, Abe Gibson, Ted Marchibroda, Tim Temerario.

Bill McPeak says, "I am a born optimist — maybe that's why I expect the Redskins to jell this year. However, I do have some tangible reasons . . . This year the Redskins will operate exclusively from a three-end offense. I believe this is the finest attack in football and the Redskins can easily be adapted to it . . . I think our offensive line is strong — the switch of veteran end Bill Anderson from a flanking position to a tight end slot will aid Bill and the team. I believe we have two of the best young passing quarterbacks in football in Norman Snead and George Izo. They should be able to take full advantage of our offense — which is primarily designed for passing. Our running attack should be stronger than last year. Sam Horner is the key. He and Dick James give us a fine one-two halfback punch and fullback is set with Don Bosseler and Jim Cunningham . . . Defensively, I rate the Redskins line the equal of any in the NFL . . . I wouldn't dare rate the Eastern Conference — we all face quite a problem in dethroning the Eagles."



McPEAK



DUGAN

| 1960 Results | |
|--------------|-----------------|
| 0 | Baltimore 20 |
| 26 | Dallas 14 |
| 24 | New York 24 |
| 27 | Pittsburgh 27 |
| 10 | Cleveland 31 |
| 7 | St. Louis 44 |
| 13 | Philadelphia 19 |
| 14 | St. Louis 26 |
| 10 | Pittsburgh 22 |
| 16 | Cleveland 27 |
| 3 | New York 17 |
| 28 | Philadelphia 38 |
| 178 | Totals 309 |

| 1961 Schedule | |
|---------------------------------|--------------|
| (Home games start at 2:05 p.m.) | |
| Sept. 17 | —San Fran.* |
| Sept. 24 | —Phila.* |
| Oct. 1 | —New York |
| Oct. 8 | —Cleveland.* |
| Oct. 15 | —Pitts.* |
| Oct. 22 | —St. Louis |
| Oct. 29 | —Phila. |
| Nov. 5 | —New York.* |
| Nov. 12 | —Cleveland. |
| Nov. 19 | —Dallas.* |
| Nov. 26 | —Baltimore. |
| Dec. 3 | —St. Louis.* |
| Dec. 10 | —Pittsburgh. |
| Dec. 17 | —Dallas. |
| | * Away |

1960 Team Leaders

Rushing — Don Bosseler, 109 carries, 428 yards, 3 touchdowns; Ralph Guglielmi, 79 carries, 247 yards, 1 touchdown; Johnny Olszewski, 75 carries, 227 yards, 3 touchdowns.

Passing — Ralph Guglielmi, 223 attempts, 125 completions, 1,547 yards, 9 touchdowns, 19 interceptions.

Receiving — Bill Anderson, 38 receptions, 488 yards, 3 touchdowns; Joe Walton, 27 receptions, 401 yards, 3 touchdowns.

Scoring — Bob Khayat, 15 FG, 19 extra points, 64 points; Dick James, 6 touchdowns, 36 points.

Washington Redskins 1961 Roster

| Name— | Pos. | Wt. | Ht. | Year Pro | College |
|-----------------|---------|-----|------|----------|------------------|
| Anderson, Bill | OE | 214 | 6-3 | 4 | Tennessee |
| Aveni, John | OE-Kick | 210 | 6-3 | 3 | Indiana |
| Bosseler, Don | FB | 212 | 6-1 | 5 | Miami (Fla.) |
| Breedlove, Rod | LB | 220 | 6-2 | 2 | Maryland |
| Cronin, Gene | DE | 232 | 6-2 | 6 | COP |
| Crotty, Jim | DHB | 194 | 5-10 | 2 | Notre Dame |
| Cunningham, Jim | FB | 218 | 5-11 | 1 | Pittsburgh |
| Darre, Bernie | G | 230 | 6-3 | 1 | Tulane |
| Dugan, Fred | OE | 195 | 6-3 | 4 | Dayton |
| Glick, Gary | DHB | 198 | 6-1 | 6 | Colorado State |
| Hageman, Fred | LB | 240 | 6-5 | 1 | Kansas |
| Horner, Sam | OHB | 198 | 6-0 | 2 | VMI |
| Izo, George | QB | 220 | 6-3 | 2 | Notre Dame |
| James, Dick | OHB | 180 | 5-10 | 6 | Oregon |
| Junker, Steve | OE | 195 | 6-2 | 2 | Washington State |
| Kerr, Jim | DHB | 188 | 6-0 | 1 | Penn State |
| Khayat, Bob | C | 225 | 6-2 | 2 | Mississippi |
| Krakoski, Joe | OE-DHB | 195 | 6-2 | 1 | Illinois |
| Lage, Dick | OE | 225 | 6-4 | 1 | Lenoir Rhyne |
| Lasse, Dick | LB | 225 | 6-2 | 4 | Syracuse |
| Lawrence, Don | OT-DT | 245 | 6-1 | 3 | Notre Dame |
| Lemek, Ray | OT | 240 | 6-1 | 5 | Notre Dame |
| Luca, Lew | OHB | 190 | 6-1 | 1 | Penn State |
| Mattson, Riley | OT | 240 | 6-5 | 1 | Oregon |
| Osborne, Tom | OE | 190 | 6-3 | 2 | Hastings |
| O'Brien, Fran | G | 245 | 6-1 | 3 | Michigan State |
| Paluck, John | DE | 240 | 6-2 | 4 | Pittsburgh |
| Promuto, Vince | G | 245 | 6-1 | 2 | Holy Cross |
| Rutgens, Joe | DT | 255 | 6-2 | 1 | Illinois |
| Schrader, Jim | C | 252 | 6-3 | 7 | Notre Dame |
| Scotti, Ben | DHB | 186 | 6-1 | 3 | Maryland |
| Snead, Norman | QB | 205 | 6-4 | 1 | Wake Forest |
| Stynchula, Andy | DE | 245 | 6-3 | 2 | Penn State |
| Toneff, Bob | DT | 265 | 6-3 | 9 | Notre Dame |
| Whitlow, Bob | G | 236 | 6-2 | 2 | Arizona |
| Wilkins, Roy | LB | 228 | 6-3 | 4 | Georgia |
| Wulff, Jim | DHB | 184 | 5-10 | 2 | Michigan State |

The Western Conference

GREEN BAY PACKERS

1960 Statistical Leaders — Rushing, Jim Taylor, 230 carries, 1,101 yards, 11 touchdowns, 4.8 average; passing, Bart Starr, 172 attempts, 98 completions, 1,358 yards, 4 touchdowns, 8 interceptions; receiving, Max McGee, 38 receptions, 787 yards, 4 touchdowns.

1960 Results (Packers score first) — 14-17 Chicago; 28-9 Detroit; 35-21 Baltimore; 41-14 San Francisco; 19-13 Pittsburgh; 24-38 Baltimore; 41-7 Cowboys; 31-33 Los Angeles; 10-23 Detroit; 41-13 Chicago; 13-0 San Francisco; 35-21 Los Angeles.

1961 Schedule (local starting times) — Detroit at Milwaukee, 1:06 p.m., Sept. 17; San Francisco, 1:06 p.m., Sept. 24; Chicago, 1:06 p.m., Oct. 1; Baltimore, 1:06 p.m., Oct. 8; at Cleveland, 2:05 p.m., Oct. 15; at Minnesota, 1:35 p.m., Oct. 22; Minnesota at Milwaukee, 1:06 p.m., Oct. 29; at Baltimore, 2:05 p.m., Nov. 5; at Chicago, 1:05 p.m., Nov. 12; Los Angeles, 1:06 p.m., Nov. 19; at Detroit, 12:06 p.m., Nov. 23 (Thanksgiving Day); New York at Milwaukee, 1:06 p.m., Dec. 3; at San Francisco, 1:36 p.m., Dec. 10; at Los Angeles, 1:35 p.m., Dec. 17.

DETROIT LIONS

1960 Statistical Leaders — Rushing, Nick Pietrosante, 161 carries, 872 yards, 8 touchdowns, 5.4 average; passing, Jim Ninowski, 283 attempts, 134 completions, 1,599 yards, 2 touchdowns, 18 interceptions; receiving, Jim Gibbons, 51 receptions, 604 yards, 2 touchdowns.

1960 Results (Lions score first) — 9-28 Green Bay; 10-14 San Francisco; 10-28 Philadelphia; 30-17 Baltimore; 35-48 Los Angeles; 24-0 San Francisco; 12-10 Los Angeles; 7-28 Chicago; 23-10 Green Bay; 20-15 Baltimore; 23-14 Dallas; 36-0 Chicago.

1961 Schedule (local starting times) — Green Bay at Milwaukee, 1:06 p.m., Sept. 17; at Baltimore, 2:05 p.m., Sept. 24; San Francisco, 1:36 p.m., Oct. 1; Chicago, 1:36 p.m., Oct. 8; Los Angeles, 1:36 p.m., Oct. 15; Baltimore, 1:36 p.m., Oct. 22; at Los Angeles, 1:35 p.m., Oct. 29; at San Francisco, 1:36 p.m., Nov. 5; at St. Louis, 1:05 p.m., Nov. 12; at Minnesota, 1:35 p.m., Nov. 19; Green Bay, 12:06 p.m., Nov. 23 (Thanksgiving Day); at Chicago, 1:05 p.m., Dec. 3; Minnesota, 1:36 p.m., Dec. 10; Philadelphia, 1:36 p.m., Dec. 17.

SAN FRANCISCO 49ERS

1960 Statistical Leaders — Rushing, J. D. Smith, 174 carries, 780 yards, 5 touchdowns, 4.5 average; passing, John Brodie, 207 attempts, 103 completions, 1,111 yards, 6 touchdowns, 9 interceptions; receiving, Clyde Conner, 38 receptions, 531 yards, 2 touchdowns.

1960 Results (49ers score first) — 19-21 New York; 13-9 Los Angeles; 14-10 Detroit; 10-27 Chicago; 14-41 Green Bay; 25-7 Chicago; 0-24 Detroit; 26-14 Dallas; 30-22 Baltimore; 23-7 Los Angeles; 0-10 Green Bay; 34-10 Baltimore.

1961 Schedule (local starting times) — Washington, 1:36 p.m., Sept. 17; at Green Bay, 1:06 p.m., Sept. 24; at Detroit, 1:36 p.m., Oct. 1; Los Angeles, 1:36 p.m., Oct. 8; at Minnesota, 1:35 p.m., Oct. 15; at Chicago, 1:05 p.m., Oct. 22; at Pittsburgh, 2:05 p.m., Oct. 29; Detroit, 1:36 p.m., Nov. 5; at Los Angeles, 1:35 p.m., Nov. 12; Chicago, 1:36 p.m., Nov. 19; Minnesota, 1:36 p.m., Nov. 26; at Baltimore, 2:05 p.m., Dec. 3; Green Bay, 1:36 p.m., Dec. 10; Baltimore, 1:36 p.m., Dec. 16 (Saturday).

BALTIMORE COLTS

1960 Statistical Leaders — Rushing, Lenny Moore, 91 carries, 374 yards, 4 touchdowns, 4.1 average; passing, Johnny Unitas, 378 attempts, 190 completions, 3,099 yards, 25 touchdowns, 24 interceptions; receiving, Raymond Berry, 74 receptions, 1,298 yards, 10 touchdowns.

1960 Results (Colts score first) — 20-0 Washington; 42-7 Chicago; 21-35 Green Bay; 31-17 Los Angeles; 17-30 Detroit; 45-7 Dallas; 38-24 Green Bay; 24-20 Chicago; 22-30 San Francisco; 15-20 Detroit; 3-10 Los Angeles; 10-34 San Francisco.

1961 Schedule (local starting times) — Los Angeles, 2:05 p.m., Sept. 17; Detroit, 2:05 p.m., Sept. 24; Minnesota, 2:05 p.m., Oct. 1; at Green Bay, 1:06 p.m., Oct. 8; at Chicago, 1:05 p.m., Oct. 15; at Detroit, 1:36 p.m., Oct. 22; Chicago, 2:05 p.m., Oct. 29; Green Bay, 2:05 p.m., Nov. 5; at Minnesota, 1:35 p.m., Nov. 12; St. Louis, 2:05 p.m., Nov. 19; at Washington, 2:05 p.m., Nov. 26; San Francisco, 2:05 p.m., Dec. 3; at Los Angeles, 1:35 p.m., Dec. 9 (Saturday); at San Francisco, 1:36 p.m., Dec. 16 (Saturday).

CHICAGO BEARS

1960 Statistical Leaders — Rushing, Rick Casares, 160 carries, 566 yards, 5 touchdowns, 3.5 average; passing, Zeke Bratowski, 175 attempts, 87 completions, 1,051 yards, 6 touchdowns, 21 interceptions; receiving, Willard Dewveall, 43 receptions, 804 yards, 5 touchdowns.

1960 Results (Bears score first) — 17-14 Green Bay; 7-42 Baltimore; 34-27 Los Angeles; 27-10 San Francisco; 24-24 Los Angeles; 7-25 San Francisco; 20-24 Baltimore; 28-7 Detroit; 17-7 Dallas; 13-41 Green Bay; 0-42 Cleveland; 0-36 Detroit.

1961 Schedule (local starting times) — at Minnesota, 1:35 p.m., Sept. 17; at Los Angeles, 8:15 p.m., Sept. 23 (Saturday); at Green Bay, 1:06 p.m., Oct. 1; at Detroit, 1:36 p.m., Oct. 8; Baltimore, 1:05 p.m., Oct. 15; San Francisco, 1:05 p.m., Oct. 22; at Baltimore, 2:05 p.m., Oct. 29; at Philadelphia, 1:35 p.m., Nov. 5; Green Bay, 1:05 p.m., Nov. 12; at San Francisco, 1:36 p.m., Nov. 19; Los Angeles, 1:05 p.m., Nov. 26; Detroit, 1:05 p.m., Dec. 3; Cleveland, 1:05 p.m., Dec. 10; Minnesota, 1:05 p.m., Dec. 17.

LOS ANGELES RAMS

1960 Statistical Leaders — Rushing, Jon Arnett, 104 carries, 436 yards, 2 touchdowns, 4.2 average; passing, Billy Wade, 182 attempts, 106 completions, 1,294 yards, 12 touchdowns, 11 interceptions; receiving, Jim Phillips, 52 receptions, 883 yards, 8 touchdowns.

1960 Results (Rams score first) — 21-43 St. Louis; 9-13 San Francisco; 27-34 Chicago; 17-31 Baltimore; 24-24 Chicago; 48-35 Detroit; 38-13 Dallas; 10-12 Detroit; 33-31 Green Bay; 7-23 San Francisco; 10-3 Baltimore; 21-35 Green Bay.

1961 Schedule (local starting times) — at Baltimore, 2:05 p.m., Sept. 17; Chicago, 8:15 p.m., Sept. 23 (Saturday); Pittsburgh, 1:35 p.m., Oct. 1; at San Francisco, 1:36 p.m., Oct. 8; at Detroit, 1:36 p.m., Oct. 15; at New York, 2:05 p.m., Oct. 22; Detroit, 1:35 p.m., Oct. 29; Minnesota, 1:35 p.m., Nov. 5; San Francisco, 1:35 p.m., Nov. 12; at Green Bay, 1:06 p.m., Nov. 19; at Chicago, 1:05 p.m., Nov. 26; at Minnesota, 1:35 p.m., Dec. 3; Baltimore, 1:35 p.m., Dec. 9 (Saturday); Green Bay, 1:35 p.m., Dec. 17.

MINNESOTA VIKINGS

See page 22

The 1960 Season at a Glance

Steelers 35, Cowboys 28

Steelers 7 7 14 7—35
 Cowboys 14 7 7 0—28
 Cowboys—Doran 76 pass from LeBaron;
 Cone kick.
 Cowboys—Dugan 7 pass from LeBaron;
 Cone kick.
 Steelers—Carpenter 28 pass from Layne;
 Layne kick.
 Cowboys—McIlhenny 4 run; Cone kick.
 Steelers—Orr 6 pass from Layne; Layne
 kick.
 Steelers—Dial 70 pass from Tracy; Layne
 kick.
 Cowboys—Doran 54 pass from LeBaron;
 Cone kick.
 Steelers—Carpenter 48 pass from Layne;
 Layne kick.
 Steelers—Tracy 65 pass from Layne; Layne
 kick.

Team Statistics

| | Cowboys | Steelers |
|----------------------|---------|----------|
| First Downs | 17 | 20 |
| Yards Rushing | 71 | 122 |
| Yards Passing | 345 | 358 |
| Passes | 15-28 | 17-28 |
| Intercepted by | 1 | 3 |

Rushing

Cowboys—McIlhenny, 10 for 45, 1 touch-
 down; Babb, 8 for 20; Dupre, 3 for 6;
 LeBaron, 2 for 7; Clark, 1 for minus 6.
 Steelers—Tracy, 14 for 64; Scales, 13
 for 42; Krutko, 3 for 11; Layne, 4 for 5.

Passing

Cowboys — LeBaron, 28 attempts, 15
 completions, 345 yards, 3 touchdowns, 3
 interceptions.

Steelers — Layne, 25 attempts, 14 com-
 pletions, 288 yards, 4 touchdowns, 1 inter-
 ception; Tracy, 3 attempts, 1 completion,
 70 yards, 1 touchdown, 0 interceptions.

Receiving

Cowboys — Doran, 4 for 154 yards, 2
 touchdowns; Clarke, 2 for 75 yards; Du-
 gan, 3 for 63 yards, 1 touchdown; McIl-
 henny, 3 for 21 yards; Babb, 2 for 17
 yards; Bielski, 1 for 15 yards.

Steelers — Carpenter, 5 for 116 yards,
 2 touchdowns; Orr, 5 for 59 yards, 1
 touchdown; Tracy, 4 for 82 yards, 1 touch-
 down; Dial, 2 for 84 yards, 1 touchdown;
 McCairen, 1 for 17 yards.

Eagles 27, Cowboys 25

Eagles 3 10 0 14—27
 Cowboys 3 3 6 13—25
 Cowboys — Cone 31-yard field goal.
 Eagles — Walston 21-yard field goal.
 Eagles — Walston 27-yard field goal.
 Eagles — McDonald 16 pass from Van
 Brocklin; Walston kick.

Cowboys — Cone 45-yard field goal.
 Cowboys — Clark 75 pass from LeBaron;
 Cone kick blocked.
 Eagles — Barnes 10 run; Walston kick.
 Cowboys — LeBaron 1 run; Cone kick
 blocked.
 Eagles — Barnes 23 run; Walston kick.
 Cowboys — Babb 27 pass from LeBaron;
 Cone kick.

Team Statistics

| | Cowboys | Eagles |
|----------------------|---------|--------|
| First Downs | 17 | 16 |
| Yards Rushing | 154 | 162 |
| Yards Passing | 194 | 139 |
| Passes | 10-29 | 11-24 |
| Intercepted by | 4 | 5 |

Rushing

Cowboys — McIlhenny, 15 for 56; Du-
 pre, 9 for 52; Babb, 6 for 26; LeBaron, 3
 for 20, one touchdown.

Eagles — Peaks, 15 for 68; Barnes, 13
 for 63, 2 touchdowns; Dean, 6 for 24;
 Retzlaff, 1 for 7.

Passing

Cowboys — LeBaron, 29 attempts, 10
 completions, 194 yards, 2 touchdowns, 5
 interceptions.

Eagles — Van Brocklin, 23 attempts, 11
 completions, 139 yards, 1 touchdown, 3
 interceptions; Barnes, 1 attempt, 1 inter-
 ception.

Receiving

Cowboys — Dugan, 3 for 39 yards; Du-
 pre, 3 for 32 yards; Babb, 2 for 37 yards,
 1 touchdown; Clarke, 1 for 75 yards, 1
 touchdown; Doran, 1 for 11 yards.

Eagles — Retzlaff, 5 for 65 yards;
 Barnes, 3 for 39 yards; McDonald, 1 for
 16 yards, 1 touchdown; Walston, 1 for 15
 yards; Peaks, 1 for 4 yards.

Redskins 26, Cowboys 14

Redskins 3 10 3 10—26
 Cowboys 0 7 0 7—14

Redskins—Khayat, 15-yard field goal.
 Cowboys—Clarke 32 pass from LeBaron;
 Cone kick.

Redskins—James 7 pass from Guglielmi;
 Khayat kick.

Redskins—Khayat 29-yard field goal.
 Redskins—Khayat 38-yard field goal.

Redskins—Khayat 10-yard field goal.
 Cowboys—Bielski 2-inch pass from Le-
 Baron; Cone kick.

Redskins—Olszewski 1 run; Khayat kick.

Team Statistics

| | Redskins | Cowboys |
|----------------------|----------|---------|
| First Downs | 13 | 22 |
| Yards Rushing | 149 | 56 |
| Yards Passing | 213 | 275 |
| Passes | 10-16 | 21-37 |
| Intercepted by | 3 | 1 |

Rushing

Redskins — Bosseler, 15 for 71; James, 8 for 18; Guglielmi, 5 for 18; Glick, 1 for 15; Olszewski, 3 for 14, 1 touchdown; Vezreb, 1 for 8; Horner, 2 for 5; Podoly, 3 for 0.

Cowboys — Dupre, 9 for 25; Babb, 4 for 16; McIlhenny, 7 for 12; LeBaron, 1 for 3.

Passing

Redskins — Guglielmi, 16 attempts, 10 completions, 237 yards, 1 touchdown, 1 interception.

Cowboys — LeBaron, 37 attempts, 21 completions, 296 yards, 2 touchdowns, 3 completions.

Receiving

Redskins — Podoly, 3 for 56; Bosseler, 1 for 50; Horner, 2 for 47; Anderson, 2 for 46; James, 2 for 42, 1 touchdown.

Cowboys — Doran, 7 for 134; Babb, 4 for 40; Dugan, 3 for 32; Howton, 2 for 33; Clarke, 1 for 32, 1 touchdown; Dupre, 2 for 20; McIlhenny, 1 for 4; Bielski, 1 for 1, 1 touchdown.

Browns 48, Cowboys 7

Browns 7 21 14 6 — 48
Cowboys 0 0 0 7 — 7

Browns—Mitchell 46 pass from Plum; Baker kick.

Browns—Brown 5 run; Baker kick.

Browns—Mitchell 30 run; Baker kick.

Browns—Stephens 34 pass interception; Baker kick.

Browns—Mitchell 90 kickoff return; Baker kick.

Browns—Nagler 6 pass from Plum; Baker kick.

Browns—Caleb 5 run; Baker kick blocked.

Cowboys—Howton 14 pass from Heinrich; Cone kick.

Team Statistics

| | Cowboys | Browns |
|----------------|---------|--------|
| First Downs | 8 | 18 |
| Yards Rushing | 88 | 200 |
| Yards Passing | 100 | 129 |
| Passes | 9-27 | 14-21 |
| Intercepted by | 0 | 4 |

Rushing

Cowboys — McIlhenny, 12 for 43; Dupre, 8 for 19; Babb, 3 for 12; LeBaron, 1 for 11; Heinrich, 1 for 3.

Browns — Gault, 12 for 77; Mitchell, 9 for 54, 1 touchdown; Caleb, 5 for 52, 1 touchdown; Brown, 7 for 25, 1 touchdown; Dawson, 1 for 0.

Passing

Cowboys — Heinrich, 15 attempts, 6 completions, 88 yards, 1 touchdown, 2 interceptions; LeBaron, 6 attempts, 2 completions, 6 yards, 2 interceptions; Meredith, 6 attempts, 1 completion, 6 yards.

Browns — Plum, 8 attempts, 6 completions, 106 yards, 2 touchdowns; Dawson,

13 attempts, 8 completions, 23 yards.

Receiving

Cowboys — Howton, 2 for 53, 1 touchdown; Dugan, 2 for 21; Doran, 1 for 14; Babb, 1 for 6; McIlhenny, 2 for 4; Dupre, 1 for 2.

Browns — Caleb, 5 for minus 18; Mitchell, 1 for 46, 1 touchdown; Murphy, 2 for 36; Brown, 1 for 24; Nagler, 2 for 22, 1 touchdown; Renfro, 1 for 12; Williams, 1 for 5.

Cardinals 12, Cowboys 10

Cardinals 0 9 0 3 — 12
Cowboys 3 0 0 7 — 10

Cowboys—Cone 25-yard field goal.

Cardinals—Safety (LeBaron tackled by Tracy).

Cardinals—Crow 9 run; Conrad kick.

Cowboys—Dupre 3 run; Cone kick.

Cardinals—Perry 18-yard field goal.

Team Statistics

| | Cardinals | Cowboys |
|----------------|-----------|---------|
| First Downs | 17 | 9 |
| Yards Rushing | 226 | 51 |
| Yards Passing | 80 | 122 |
| Passes | 4-22 | 10-24 |
| Intercepted by | 1 | 1 |

Rushing

Cardinals — Crow, 24 for 143, 1 touchdown; Mestnik, 14 for 37; West, 3 for 22; Conrad, 2 for 15; Hammack, 1 for 5; Childress, 1 for 4.

Cowboys — Dupre, 15 for 34, 1 touchdown; Babb, 2 for 8; LeBaron, 2 for 6; Kowalczyk, 4 for 3.

Passing

Cardinals — Roach, 14 attempts, 3 completions, 58 yards, 1 interception; Izo, 6 attempts, 1 completion, 22 yards; Crow, 2 attempts, 0 completions.

Cowboys — LeBaron, 24 attempts, 10 completions, 171 yards, 1 interception.

Receiving

Cardinals — McInnis, 1 for 36; Randle, 2 for 32; Crow, 1 for 12.

Cowboys — Dupre, 3 for 38; Dugan, 1 for 49; Howton, 2 for 40; Doran, 2 for 21; Lewis, 1 for 19; Kowalczyk, 1 for 6.

Colts 45, Cowboys 7

Colts 7 24 7 7 — 45
Cowboys 0 0 7 0 — 7

Colts—Berry 68 pass from Unitas; Myhra kick.

Colts—Berry 52 pass from Unitas; Myhra kick.

Colts—Myhra 26-yard field goal.

Colts—Berry 70 pass from Unitas; Myhra kick.

Colts—Moore 20 pass from Unitas; Myhra kick.

Colts—Pricer 2 run; Myhra kick.

Cowboys—Howton 5 pass from Heinrich; Cone kick.

Colts—Richardson 7 pass from Brown; Myhra kick.

Team Statistics

| | Cowboys | Colts |
|----------------|---------|-------|
| First Downs | 9 | 23 |
| Yards Rushing | 83 | 200 |
| Yards Passing | 64 | 276 |
| Passes | 8-24 | 12-25 |
| Intercepted by | 0 | 4 |

Rushing

Cowboys — Dupre, 10 for 36; LeBaron, 2 for 31; Babb, 3 for 8; Kowalczyk, 1 for 4; McIlhenny, 5 for 4.

Colts — Pricer, 14 for 55; Hawkins, 11 for 48; Moore, 6 for 31; Brown, 2 for 35; Ameche, 7 for 22; Welch, 3 for 18; Unitas, 1 for 17; Kovac, 1 for 1.

Passing

Cowboys — Meredith, 6 attempts, 3 completions, 54 yards, 1 interception; Heinrich, 8 attempts, 2 completions, 26 yards, 1 touchdown; LeBaron, 10 attempts, 3 completions, 21 yards, 3 interceptions.

Colts — Unitas, 16 attempts, 8 completions, 270 yards, 4 touchdowns; Brown, 9 attempts, 4 completions, 31 yards, 1 touchdown.

Receiving

Cowboys—Dugan, 4 for 63; Howton, 3 for 44, 1 touchdown; Dupre, 1 for minus 6.

Colts — Berry, 4 for 195, 3 touchdowns; Moore, 2 for 42, 1 touchdown; DeCarlo, 1 for 20; Pricer, 1 for 18, 1 touchdown; Hawkins, 1 for 15; Richardson, 2 for 9, 1 touchdown; Kovac, 1 for 2.

Rams 38, Cowboys 13

| | | | | | |
|---------|----|----|---|---|------|
| Rams | 10 | 14 | 7 | 7 | — 38 |
| Cowboys | 3 | 10 | 0 | 0 | — 13 |

Cowboys—Cone 32-yard field goal.

Rams—Phillips 61 pass from Ryan; Villanueva kick.

Rams—Villanueva 9-yard field goal.

Rams—Marconi 6 run; Villanueva kick.

Cowboys—Kowalczyk 21 run; Cone kick.

Rams—Phillips 5 pass from Ryan; Villanueva kick.

Cowboys—Cone 41-yard field goal.

Rams—Marconi 75 run; Villanueva kick.

Rams—Dale 40 pass from Wade; Villanueva kick.

Team Statistics

| | Cowboys | Rams |
|----------------|---------|-------|
| First Downs | 15 | 20 |
| Yards Rushing | 173 | 284 |
| Yards Passing | 75 | 222 |
| Passes | 9-28 | 14-32 |
| Intercepted by | 1 | 3 |

Rushing

Cowboys — Kowalczyk, 9 for 91, 1 touchdown; McIlhenny, 6 for 44; Dupre, 11 for 36; Meredith, 2 for minus 4.

Rams — Marconi, 9 for 115, 2 touchdowns; Arnett, 13 for 51; Bass, 4 for 35;

Matson, 4 for 34; Thomas, 1 for 33; Wilson, 3 for 11; Ryan, 1 for 2.

Passing

Cowboys — Meredith, 28 attempts, 9 completions, 75 yards, 3 interceptions.

Rams — Ryan, 18 attempts, 8 completions, 164 yards, 2 touchdowns, 1 interception; Wade, 5 attempts, 3 completions, 36 yards, 1 touchdown; Humphrey, 11 attempts, 3 completions, 22 yards.

Receiving

Cowboys — Kowalczyk, 2 for 27; Bielski, 2 for 22; Clarke, 1 for 17; Doran, 1 for 15; Dugan, 1 for 7; McIlhenny, 2 for minus 13.

Rams — Phillips, 7 for 151, 2 touchdowns; Dale, 1 for 40, 1 touchdown; Shofner, 2 for 18; Thomas, 1 for 17; Matson, 1 for 9; Arnett, 1 for minus 3; Marconi, 1 for minus 10.

Packers 41, Cowboys 7

| | | | | | |
|---------|---|----|---|---|------|
| Packers | 7 | 20 | 7 | 7 | — 41 |
| Cowboys | 0 | 0 | 0 | 7 | — 7 |

Packers—Taylor 28 run; Hornung kick.

Packers—Taylor 4 run; Hornung kick.

Packers—Nitschke 43 return of intercepted pass; Hornung kick.

Packers—Hornung 21-yard field goal.

Packers—Hornung 21-yard field goal.

Packers—Taylor 23 run; Hornung kick.

Packers—Hornung 4 run; Hornung kick.

Cowboys—Kowalczyk 14 pass from Meredith; Cone kick.

Team Statistics

| | Packers | Cowboys |
|----------------|---------|---------|
| First Downs | 20 | 14 |
| Yards Rushing | 165 | 99 |
| Yards Passing | 226 | 176 |
| Passes | 13-27 | 16-35 |
| Intercepted by | 3 | 2 |

Rushing

Packers — Taylor, 15 for 121, 3 touchdowns; Hornung, 13 for 17, 1 touchdown; Hickman, 3 for 8; Starr, 1 for 8; Moore, 3 for 4; Winslow, 2 for minus 3.

Cowboys — McIlhenny, 9 for 40; Dupre, 5 for 27; Kowalczyk, 14 for 24; Meredith, 1 for 8.

Passing

Packers — Starr, 16 attempts, 9 completions, 149 yards; McHan, 9 attempts, 3 completions, 65 yards, 2 interceptions; Hornung, 2 attempts, 1 completion, 12 yards.

Cowboys — Meredith, 16 attempts, 9 completions, 92 yards, 1 touchdown; Heinrich, 13 attempts, 5 completions, 55 yards, 1 interception; LeBaron, 6 attempts, 2 completions, 29 yards, 2 interceptions.

Receiving

Packers — McGee, 4 for 79; Dowler, 2 for 68; Hornung, 3 for 32; Taylor, 2 for 26; Knafelc, 2 for 21.

Cowboys — Kowalczyk, 7 for 71, 1

touchdown; Mathews, 3 for 44; Howton, 2 for 31; McIlhenny, 3 for 19; Doran, 1 for 11.

49ers 26, Cowboys 14

49ers 3 3 3 17 — 26
Cowboys 0 7 0 7 — 14
49ers—Davis 18-yard field goal.
Cowboys—Doran 16 pass from Meredith;
Cone kick.
49ers—Davis 27-yard field goal.
49ers—Davis 16-yard field goal.
Cowboys—Clarke 76 pass from LeBaron;
Cone kick.
49ers—Roberts 20 run; Davis kick.
49ers—Davis 22-yard field goal.
49ers—Smith 14 run; Davis kick.

Team Statistics

| | Cowboys | 49ers |
|----------------|---------|-------|
| First Downs | 13 | 17 |
| Yards Rushing | 54 | 163 |
| Yards Passing | 238 | 151 |
| Passes | 16-29 | 15-33 |
| Intercepted by | 2 | 4 |

Rushing

Cowboys — Kowalczyk, 7 for 29; Dupre, 11 for 23; McIlhenny, 4 for 6.
49ers — Brodie, 4 for 65; Smith, 12 for 50, 1 touchdown; Roberts, 15 for 44, 1 touchdown; Norton, 1 for 9; McElhenny, 1 for 7; Perry, 1 for 3.

Passing

Cowboys — LeBaron, 17 attempts, 9 completions, 184 yards, 1 touchdown, 3 interceptions; Meredith, 12 attempts, 7 completions, 54 yards, 1 touchdown, 1 interception.

49ers — Brodie, 29 attempts, 13 completions, 128 yards, 2 interceptions; Tittle, 4 attempts, 2 completions, 23 yards.

Receiving

Cowboys — Clarke, 2 for 82, 1 touchdown; Dugan, 4 for 61; Kowalczyk, 2 for 36; Dupre, 6 for 31; Doran, 2 for 28, 1 touchdown.

49ers — Conner, 4 for 42; Roberts, 2 for 36; Owens, 2 for 25; Stickle, 2 for 23; Smith, 4 for 14; Mackey, 1 for 11.

Bears 17, Cowboys 7

Cowboys 0 0 7 0 — 7
Bears 7 7 0 3 — 17
Bears—Casares 5 run; Aveni kick.
Bears—Morris 20 pass from Brown; Aveni kick.
Cowboys—McIlhenny 64 pass from Heinrich; Cone kick.
Bears—Aveni 20-yard field goal.

Team Statistics

| | Bears | Cowboys |
|---------------|-------|---------|
| First Downs | 16 | 12 |
| Yards Rushing | 221 | 44 |
| Yards Passing | 58 | 164 |

Passes 11-24 14-31
Intercepted by 0 2

Rushing

Bears — Galimore, 12 for 89; Casares, 11 for 49, 1 touchdown; Morris, 10 for 37; Douglas, 1 for 28; Adams, 3 for 17; Brown, 1 for 1.

Cowboys — McIlhenny, 17 for 34; Babb, 6 for 10; Heinrich, 1 for 0; Kowalczyk, 2 for 0.

Passing

Bears — Brown, 17 attempts, 8 completions, 73 yards, 1 touchdown, 1 interception; Bratkowski, 7 attempts, 3 completions, 20 yards, 1 interception.

Cowboys — Heinrich, 25 attempts, 10 completions, 202 yards, 1 touchdown; LeBaron, 6 attempts, 4 completions, 26 yards.

Receiving

Bears — Dooley, 5 for 40; Coia, 1 for 28; Morris, 2 for 26, 1 touchdown; Dewveall, 1 for 4; Galimore, 1 for 2; Adams, 1 for minus 7.

Cowboys — Doran, 7 for 81; McIlhenny, 2 for 85, 1 touchdown; Dugan, 1 for 31; Babb, 1 for 25; Clarke, 2 for 9; Kowalczyk, 1 for minus 3.

Cowboys 31, Giants 31

Cowboys 7 10 0 14 — 31
Giants 14 7 3 7 — 31
Giants—Triplett 10 pass from Shaw; Summerall kick.

Giants—Morrison 1 run; Summerall kick.
Cowboys—Dupre 5 run; Cone kick.
Giants—Rote 28 pass from Shaw; Summerall kick.

Cowboys—Dupre 21 pass from LeBaron; Cone kick.

Cowboys—Cone 11-yard field goal.
Giants—Summerall 26-yard field goal.

Cowboys—Dupre 25 pass from LeBaron; Cone kick.

Giants—Schnelker 26 pass from Grosscup; Summerall kick.

Cowboys—Howton 11 pass from LeBaron; Cone kick.

Team Statistics

| | Giants | Cowboys |
|----------------|--------|---------|
| First Downs | 19 | 19 |
| Yards Rushing | 114 | 76 |
| Yards Passing | 213 | 258 |
| Passes | 13-27 | 17-35 |
| Intercepted by | 2 | 1 |

Rushing

Giants — Sutton, 7 for 62; Morrison, 9 for 34, 1 touchdown; Triplett, 12 for 29; Shaw, 3 for minus 11.

Cowboys — McIlhenny, 8 for 34; Dupre, 8 for 27, 1 touchdown; LeBaron, 3 for 14; Kowalczyk, 6 for 1; Babb, 5 for minus 3.

Passing

Giants — Shaw, 16 attempts, 8 completions, 2 touchdowns, 1 interception; Grosscup, 11 attempts, 5 completions, 26 yards, 1 touchdown.

Cowboys — LeBaron, 35 attempts, 17 completions, 267 yards, 3 touchdowns, 2 interceptions.

Receiving

Giants — Schnelker, 5 for 69, 1 touchdown; Rote, 3 for 69, 1 touchdown; Kimber, 1 for 41; Morrison, 2 for 21; Webster, 1 for 14; Triplett, 1 for 10.

Cowboys — Dupre, 3 for 82, 2 touchdowns; Howton, 6 for 78, 1 touchdown; Doran, 3 for 62; Babb, 3 for 15; Dugan, 1 for 22; McIlhenny, 1 for 8.

Lions 23, Cowboys 14

Cowboys 0 7 0 7—14
Lions 0 16 7 0—23

Lions—Pietrosante 43 run; Martin kick.
Lions—Safety, snapback on punt out of end zone.

Lions—Pietrosante 40 run; Martin kick.
Cowboys—Dupre 1 run; Cone kick.

Lions—Cogdill 7 pass from Morrall; Martin kick.

Cowboys—Howton 31 pass from LeBaron; Cone kick.

Team Statistics

| | Lions | Cowboys |
|----------------------|-------|---------|
| First Downs | 17 | 24 |
| Yards Rushing | 213 | 114 |
| Yards Passing | 130 | 172 |
| Passes | 12-14 | 18-27 |
| Intercepted by | 1 | 0 |

Rushing

Lions — Pietrosante, 21 for 142, 2 touchdowns; Lewis, 12 for 58; Morrall, 3 for 20; Webb, 3 for 0; Barr, 1 for minus 7.

Cowboys — Dupre, 15 for 83, 1 touchdown; Babb, 2 for 18; LeBaron, 3 for 5; Kowalczyk, 7 for 4; McIlhenny, 3 for 4.

Passing

Lions — Morrall, 14 attempts, 12 completions, 145 yards, 1 touchdown.

Cowboys — LeBaron, 27 attempts, 18 completions, 195 yards, 1 touchdown, 1 interception.

Receiving

Lions — Cassady, 5 for 63; Gibbons, 5 for 61; Cogdill, 2 for 21, 1 touchdown.

Cowboys — Howton, 6 for 84, 1 touchdown; Dugan, 6 for 73; Doran, 2 for 23; Dupre, 2 for 17; Kowalczyk, 1 for 6; McIlhenny, 1 for minus 8.

FINAL 1960 DALLAS COWBOYS STATISTICS

TEAM STATISTICS

| Cowboys | | Opp. |
|---------|--------------------------|------|
| 180 | First Downs | 216 |
| 57 | 1st Downs Rushing | 106 |
| 105 | 1st Downs Passing | 97 |
| 18 | 1st Downs Penalty | 13 |
| 1049 | Net Yds. Rushing | 2242 |
| 2388 | Yds. Gain Passing | 2305 |
| 284 | Yds. Lost Att. Pass | 175 |
| 2104 | Net Yds. Passing | 2130 |
| 3153 | Net Offense Yds. | 4372 |
| 354 | Pass Attempts | 393 |
| 163 | Passes Complete | 159 |
| 33 | Passes Had Intercep. | 15 |
| 60 | No. of Punts | 50 |
| 2508 | Punt Yardage | 2068 |
| 41.8 | Punt Average | 41.3 |
| 21 | No. of Fumbles | 21 |
| 17 | Own Fumbles Lost | 11 |
| 62 | No. of Penalties | 72 |
| 600 | Yds. Lost Penalties | 671½ |
| 24 | No. Punt Returns | 20 |
| 8.0 | Avg. Yds. Punt Returns | 3.2 |
| 66 | No. Kickoff Returns | 30 |
| 1242 | Ttl. Yds. Kickoff Return | 915 |

RESULTS (0-11-1)

| Cowboys | | Opp. |
|---------|-----------|------|
| 28 | Steelers | 35 |
| 25 | Eagles | 27 |
| 14 | Redskins | 26 |
| 7 | Browns | 48 |
| 10 | Cardinals | 12 |
| 7 | Colts | 45 |
| 13 | Rams | 38 |
| 7 | Packers | 41 |
| 14 | 49ers | 26 |
| 7 | Bears | 17 |
| 31 | Giants | 31 |
| 14 | Lions | 23 |
| 177 | TOTALS | 369 |

SCORING

| Player | | Pts. |
|------------------------------|--|------|
| Cone, 21 PAT, 6 FG | | 39 |
| Dupre, 5 TDs | | 30 |
| Howton, 4 TDs | | 24 |
| Doran, 3 TDs | | 18 |
| Clarke, 3 TDs | | 18 |
| Kowalczyk, 2 TDs | | 12 |
| McIlhenny, 2 TDs | | 12 |
| Babb, 1 TD | | 6 |
| Dugan, 1 TD | | 6 |
| LeBaron, 1 TD | | 6 |
| Bielski, 1 TD | | 6 |
| TOTALS, 23 TDs, 21 PAT, 6 FG | | 177 |

PASSING

| Player | Att. | Comp. | Pct. | Int. | Yards | Avg. Gain | TDs |
|---------------|------------|------------|-------------|-----------|-------------|-------------|-----------|
| LeBaron | 225 | 111 | .493 | 25 | 1736 | 15.6 | 12 |
| Meredith | 68 | 29 | .426 | 5 | 281 | 9.7 | 2 |
| Heinrich | 61 | 23 | .377 | 3 | 371 | 16.1 | 3 |
| TOTALS | 354 | 163 | .460 | 33 | 2388 | 14.7 | 17 |

RECEIVING

| Player | Caught | Yds. |
|---------------|------------|-------------|
| Doran | 31 | 554 |
| Dugan | 29 | 461 |
| Howton | 23 | 363 |
| Dupre | 21 | 216 |
| Babb | 13 | 140 |
| McIlhenny | 15 | 120 |
| Kowalczyk | 14 | 143 |
| Clarke | 9 | 290 |
| Bielski | 4 | 38 |
| Mathews | 3 | 44 |
| Lewis | 1 | 19 |
| TOTALS | 163 | 2388 |

RUSHING

| Player | TC | NG |
|---------------|------------|-------------|
| Dupre | 104 | 362 |
| McIlhenny | 96 | 321 |
| Kowalczyk | 50 | 156 |
| LeBaron | 16 | 94 |
| Babb | 39 | 115 |
| Heinrich | 2 | 3 |
| Meredith | 3 | 4 |
| Clarke | 1 | —6 |
| TOTALS | 310 | 1049 |

INTERCEPTIONS

| Player | No. | Yds. Ret. |
|---------------|-----------|------------|
| Bishop | 3 | 13 |
| Franckhauser | 3 | 11 |
| Bercich | 2 | 27 |
| Hansen | 2 | 14 |
| Patera | 1 | 24 |
| Tubbs | 1 | 5 |
| Braatz | 1 | 4 |
| Cronin | 1 | 2 |
| Butler | 1 | 0 |
| TOTALS | 15 | 100 |

PUNTING

| Player | No. | Avg. |
|---------------|-----------|-------------|
| Sherer | 57 | 42.5 |
| LeBaron | 3 | 33.0 |
| TOTALS | 60 | 41.8 |

KICKOFF RETURNS

| Player | No. | Yds. Rtn. | Avg. |
|----------------|-----------|-------------|-------------|
| *Butler | 20 | 399 | 19.9 |
| **Franckhauser | 25 | 509 | 19.8 |
| Mooty | 10 | 205 | 20.5 |
| Dupre | 2 | 44 | 22.0 |
| Dowdle | 2 | 22 | 11.0 |
| Putnam | 1 | 13 | 13.0 |
| Bielski | 1 | 4 | 4.0 |
| Babb | 3 | 46 | 15.3 |
| Kowalczyk | 1 | 0 | 0.0 |
| Sherer | 1 | 0 | 0.0 |
| TOTALS | 66 | 1242 | 18.8 |

*—includes 35 yard return of FG Attempt

*°—includes 16 yard return of FG Attempt

PUNT RETURNS

| Player | No. | Yds. | Avg. |
|---------------|-----------|------------|------------|
| Butler | 13 | 131 | 10.1 |
| Mooty | 8 | 37 | 4.6 |
| Franckhauser | 3 | 24 | 8.0 |
| TOTALS | 24 | 192 | 8.0 |

COWBOYS RECORDS

Team Single-Game Records

MOST FIRST DOWNS

| | | | |
|---------|----|-------------------|---------------|
| Cowboys | 24 | vs. Detroit | Dec. 11, 1960 |
| Opp. | 23 | Baltimore | Oct. 30, 1960 |

FEWEST FIRST DOWNS

| | | | |
|---------|----|---------------------|---------------|
| Cowboys | 8 | vs. Cleveland | Oct. 16, 1960 |
| Opp. | 13 | Washington | Oct. 9, 1960 |

MOST FIRST DOWNS RUSHING

| | | | |
|---------|----|-------------------|---------------|
| Cowboys | 11 | vs. Detroit | Dec. 11, 1960 |
| Opp. | 12 | Cleveland | Oct. 16, 1960 |
| | | St. Louis | Oct. 23, 1960 |
| | | Baltimore | Oct. 30, 1960 |

FEWEST FIRST DOWNS RUSHING

| | | | |
|---------|---|---------------------|---------------|
| Cowboys | 1 | vs. Chicago | Nov. 27, 1960 |
| | | and St. Louis | Oct. 23, 1960 |
| Opp. | 5 | Washington | Oct. 9, 1960 |

MOST FIRST DOWNS PASSING

| | | | |
|---------|----|----------------------|----------------|
| Cowboys | 17 | vs. Washington | Oct. 9, 1960 |
| Opp. | 13 | Pittsburgh | Sept. 24, 1960 |

FEWEST FIRST DOWNS PASSING

| | | | |
|---------|---|---------------------|---------------|
| Cowboys | 3 | vs. Cleveland | Oct. 16, 1960 |
| Opp. | 4 | St. Louis | Oct. 23, 1960 |

MOST FIRST DOWNS BY PENALTIES

| | | | |
|---------|---|---------------------|---------------|
| Cowboys | 5 | vs. Detroit | Dec. 11, 1960 |
| Opp. | 3 | San Francisco | Nov. 20, 1960 |

FEWEST FIRST DOWNS BY PENALTIES

| | | | |
|---------|---|-------------------------|----------------|
| Cowboys | 0 | vs. San Francisco | Nov. 20, 1960 |
| | | Green Bay | Nov. 13, 1960 |
| | | Baltimore | Oct. 30, 1960 |
| Opp. | 0 | Pittsburg | Sept. 24, 1960 |
| | | Washington | Oct. 9, 1960 |
| | | Chicago | Nov. 27, 1960 |

MOST NET YARDS RUSHING

| | | | |
|---------|-----|-----------------------|--------------|
| Cowboys | 164 | vs. Los Angeles | Nov. 6, 1960 |
| Opp. | 281 | Los Angeles | Nov. 6, 1960 |

FEWEST NET YARDS RUSHING

| | | | |
|---------|-----|-------------------|---------------|
| Cowboys | 44 | vs. Chicago | Nov. 27, 1960 |
| Opp. | 114 | New York | Dec. 4, 1960 |

MOST TOTAL YARDS GAINED PASSING

| | | | |
|---------|-----|----------------|----------------|
| Cowboys | 345 | vs. Pittsburgh | Sept. 24, 1960 |
| Opp. | 358 | Pittsburgh | Sept. 24, 1960 |

FEWEST TOTAL YARDS GAINED PASSING

| | | | |
|---------|----|-----------------|---------------|
| Cowboys | 75 | vs. Los Angeles | Nov. 6, 1960 |
| Opp. | 80 | St. Louis | Oct. 23, 1960 |

MOST YARDS LOST ATTEMPTING TO PASS

| | | | |
|---------|----|-------------|---------------|
| Cowboys | 54 | vs. Chicago | Nov. 27, 1960 |
| Opp. | 47 | Cleveland | Oct. 16, 1960 |

FEWEST YARDS LOST ATTEMPTING TO PASS

| | | | |
|---------|---|------------------|----------------|
| Cowboys | 9 | vs. Philadelphia | Sept. 30, 1960 |
| | | New York | Dec. 4, 1960 |
| Opp. | 0 | Philadelphia | Sept. 30, 1960 |
| | | St. Louis | Oct. 23, 1960 |
| | | Green Bay | Nov. 13, 1960 |

MOST NET YARDS PASSING

| | | | |
|---------|-----|----------------|----------------|
| Cowboys | 323 | vs. Pittsburgh | Sept. 24, 1960 |
| Opp. | 353 | Pittsburgh | Sept. 24, 1960 |

FEWEST NET YARDS PASSING

| | | | |
|---------|----|-----------------|---------------|
| Cowboys | 61 | vs. Los Angeles | Nov. 6, 1960 |
| Opp. | 80 | St. Louis | Oct. 23, 1960 |

MOST NET YARDS TOTAL OFFENSE

| | | | |
|---------|-----|----------------|----------------|
| Cowboys | 395 | vs. Pittsburgh | Sept. 24, 1960 |
| Opp. | 500 | Los Angeles | Nov. 6, 1960 |

FEWEST NET YARDS TOTAL OFFENSE

| | | | |
|---------|-----|---------------|---------------|
| Cowboys | 147 | vs. Baltimore | Oct. 30, 1960 |
| Opp. | 279 | Chicago | Nov. 27, 1960 |

MOST FUMBLES

| | | | |
|---------|---|-----------------|---------------|
| Cowboys | 3 | vs. Los Angeles | Nov. 6, 1960 |
| | | San Francisco | Nov. 20, 1960 |
| | | Detroit | Dec. 11, 1960 |
| Opp. | 5 | New York | Dec. 4, 1960 |

FEWEST FUMBLES

| | | | |
|---------|---|----------------|----------------|
| Cowboys | 0 | vs. Washington | Oct. 9, 1960 |
| Opp. | 0 | Pittsburgh | Sept. 24, 1960 |
| | | Los Angeles | Nov. 6, 1960 |
| | | San Francisco | Nov. 20, 1960 |

MOST FUMBLES LOST

| | | | |
|---------|---|-------------------|---------------|
| Cowboys | 3 | vs. San Francisco | Nov. 20, 1960 |
| Opp. | 3 | Detroit | Dec. 11, 1960 |

FEWEST FUMBLES LOST

| | | | |
|---------|---|----------------|----------------|
| Cowboys | 0 | vs. Washington | Oct. 9, 1960 |
| Opp. | 0 | Pittsburgh | Sept. 24, 1960 |
| | | Los Angeles | Nov. 6, 1960 |
| | | San Francisco | Nov. 20, 1960 |

MOST PENALTIES

| | | | |
|---------|----|-------------|---------------|
| Cowboys | 8 | vs. Detroit | Dec. 11, 1960 |
| Opp. | 10 | Los Angeles | Nov. 6, 1960 |

FEWEST PENALTIES

| | | | |
|---------|---|----------------|--------------|
| Cowboys | 1 | vs. Washington | Oct. 9, 1960 |
| Opp. | 3 | New York | Dec. 4, 1960 |

MOST YARDS LOST ON PENALTIES

| | | | |
|---------|-----|-------------|---------------|
| Cowboys | 117 | vs. Detroit | Dec. 11, 1960 |
| Opp. | 149 | Los Angeles | Nov. 6, 1960 |

FEWEST YARDS LOST ON PENALTIES

| | | | |
|---------|----|----------------|---------------|
| Cowboys | 15 | vs. Washington | Oct. 9, 1960 |
| Opp. | 22 | St. Louis | Oct. 23, 1960 |

MOST PUNTS

| | | | |
|---------|---|---------------|---------------|
| Cowboys | 7 | vs. Cleveland | Oct. 16, 1960 |
| | | Chicago | Nov. 27, 1960 |
| | | New York | Dec. 4, 1960 |
| | | Cleveland | Oct. 16, 1960 |
| | | Chicago | Nov. 27, 1960 |
| Opp. | 6 | New York | Dec. 4, 1960 |

FEWEST PUNTS

| | | | |
|---------|---|------------------|----------------|
| Cowboys | 3 | vs. Philadelphia | Sept. 30, 1960 |
| | | Detroit | Dec. 11, 1960 |
| | | Green Bay | Nov. 13, 1960 |
| | | San Francisco | Nov. 20, 1960 |
| Opp. | 2 | Detroit | Dec. 11, 1960 |

MOST YARDS PUNTS

| | | | |
|---------|-----|---------------|---------------|
| Cowboys | 319 | vs. Cleveland | Oct. 16, 1960 |
| Opp. | 302 | Cleveland | Oct. 16, 1960 |

FEWEST YARDS PUNTS

| | | | |
|---------|----|---------------|---------------|
| Cowboys | 99 | vs. Detroit | Dec. 11, 1960 |
| Opp. | 80 | San Francisco | Nov. 20, 1960 |

Cowboys Individual Season Records

RUSHING

| | | | |
|-----------------------------|-----|-----------------------------|------|
| Most Yds. Gained | 362 | — L. G. Dupre | 1960 |
| Most Carries | 104 | — L. G. Dupre | 1960 |
| Best Avg. (50 plus carries) | 3.5 | — L. G. Dupre | 1960 |
| Best Avg. (25-49 carries) | 2.9 | — Gene Babb (39 for 115) | 1960 |
| Best Avg. (less than 25) | 5.9 | — Eddie LeBaron (16 for 94) | 1960 |
| Most TD's Rushing | 3 | — L. G. Dupre | 1960 |

PASSING

| | | | |
|------------------|-------|-----------------|------|
| Most Attempts | 225 | — Eddie LeBaron | 1960 |
| Most Completions | 111 | — Eddie LeBaron | 1960 |
| Most Yds. Gained | 1,736 | — Eddie LeBaron | 1960 |

| | | |
|--|---------------------------------------|------|
| Most TD Passes | 12 — Eddie LeBaron | 1960 |
| Best Percentage | .493 — Eddie LeBaron | 1960 |
| Most Had Intercepted | 25 — Eddie LeBaron | 1960 |
| Best Gain Avg. Per Completion | 16.1 — Don Heinrich | 1960 |
| Poorest Percentage | .377 — Don Meredith (23 for 61) | 1960 |

RECEIVING

| | | |
|-------------------------------|--------------------------------------|------|
| Most Catches | 31 — Jim Doran | 1960 |
| Most Yds. Gained | 554 — Jim Doran | 1960 |
| Most Touchdowns | 4 — Bill Howton | 1960 |
| Best Avg. Gn. per Catch | 32.2 — Frank Clark (9 for 290) | 1960 |

SCORING

| | | |
|-------------------------|-----------------------|------|
| Most Points | 39 — Fred Cone | 1960 |
| Most Touchdowns | 5 — L. G. Dupre | 1960 |
| Most PATs | 21 — Fred Cone | 1960 |
| Most Field Goals | 6 — Fred Cone | 1960 |
| Most PAT Attempts | 23 — Fred Cone | 1960 |
| Most FG Attempts | 13 — Fred Cone | 1960 |

DEFENSE

| | | |
|---|--------------------------------------|------|
| Most Unass't. Tackles | 47 — Jerry Tubbs | 1960 |
| Most assisted tackles | 101 — Jerry Tubbs | 1960 |
| Most tackles, combined | 148 — Jerry Tubbs | 1960 |
| Most intercepted passes | 3 — Don Bishop | 1960 |
| Most yds. gn. returning intercepted passes | 27 — Tom Franckhauser | 1960 |
| Most Kickoff returns | 24 — Bob Bercich (2 int.) | 1960 |
| Most yds. gn. KO rets. | 493 — Tom Franckhauser | 1960 |
| Most Punt Returns | 13 — Tom Franckhauser | 1960 |
| | Billy Butler | 1960 |
| Most yds. gn. punt rets. | 131 — Billy Butler | 1960 |
| Most returns of FG att's. | 1 — Billy Butler | 1960 |
| | Tom Franckhauser | 1960 |
| Most yds. gn. on FG returns .. | 35 — Billy Butler (one return) | 1960 |

Individual Single-Game Records

MOST YARDS GAINED RUSHING

| | | | |
|---------|-----|--------------------------------------|---------------|
| Cowboys | 91 | Walt Kowalczyk vs. Los Angeles | Nov. 6, 1960 |
| Opp. | 143 | John Crow, St. Louis | Oct. 23, 1960 |

MOST CARRIES

| | | | |
|---------|----|---------------------------------|---------------|
| Cowboys | 17 | Don McIlhenny vs. Chicago | Nov. 27, 1960 |
| Opp. | 24 | John Crow, St. Louis | Oct. 23, 1960 |

LONGEST RUN FROM SCRIMMAGE

| | | | |
|---------|----|--------------------------------------|--------------|
| Cowboys | 34 | Walt Kowalczyk vs. Los Angeles | Nov. 6, 1960 |
| Opp. | 75 | Ed Sutton, New York | Dec. 4, 1960 |

MOST PASSES ATTEMPTED

| | | | |
|---------|----|-----------------------------------|---------------|
| Cowboys | 37 | Eddie LeBaron vs. Washington..... | Oct. 9, 1960 |
| Opp. | 29 | John Brodie, San Francisco..... | Nov. 20, 1960 |

MOST PASSES COMPLETED

| | | | |
|---------|----|-----------------------------------|----------------|
| Cowboys | 21 | Eddie LeBaron vs. Washington..... | Oct. 9, 1960 |
| Opp. | 16 | Bobby Layne, Pittsburgh..... | Sept. 24, 1960 |

MOST YARDS GAINED PASSING

| | | | |
|---------|-----|-----------------------------------|----------------|
| Cowboys | 345 | Eddie LeBaron vs. Pittsburgh..... | Sept. 24, 1960 |
| Opp. | 288 | Bobby Layne, Pittsburgh..... | Sept. 24, 1960 |

MOST TOUCHDOWN PASSES

| | | | |
|---------|---|-----------------------------------|----------------|
| Cowboys | 3 | Eddie LeBaron vs. Pittsburgh..... | Sept. 24, 1960 |
| | | Eddie LeBaron vs. New York..... | Dec. 4, 1960 |
| Opp. | 4 | Bobby Layne, Pittsburgh..... | Sept. 24, 1960 |

(Dallas holds National Football League record for shortest touchdown pass, two inches, Eddie LeBaron to Dick Bielski, vs. Washington, Oct. 9, 1960.)

LONGEST COMPLETION

| | | | |
|---------|----|---|----------------|
| Cowboys | 76 | Eddie LeBaron to Frank Clarke vs. San Francisco..... | Nov. 20, 1960 |
| Opp. | 70 | Tom Tracy to Buddy Dial, Pittsburgh..... | Sept. 24, 1960 |
| | | Johnny Unitas to Raymond Berry, Baltimore..... | Oct. 30, 1960 |

MOST PASSES HAD INTERCEPTED

| | | | |
|---------|---|-------------------------------------|----------------|
| Cowboys | 5 | Eddie LeBaron vs. Philadelphia..... | Sept. 30, 1960 |
| Opp. | 3 | Ralph Guglielmi, Washington..... | Oct. 9, 1960 |

MOST YARDS LOST ATTEMPTING TO PASS

| | | | |
|---------|----|----------------------------------|---------------|
| Cowboys | 49 | Eddie LeBaron vs. St. Louis..... | Oct. 23, 1960 |
| Opp. | 39 | Milt Plum, Cleveland..... | Oct. 16, 1960 |

MOST PASS RECEPTIONS

| | | | |
|---------|---|---------------------------------------|---------------|
| Cowboys | 7 | Jim Doran vs. Washington..... | Oct. 9, 1960 |
| | | Jim Doran vs. Chicago..... | Nov. 27, 1960 |
| | | Walt Kowalczyk vs. San Francisco..... | Nov. 20, 1960 |
| Opp. | 7 | Jim Phillips, Los Angeles..... | Nov. 6, 1960 |

MOST YARDS GAINED ON RECEPTIONS

| | | | |
|---------|-----|-------------------------------|----------------|
| Cowboys | 154 | Jim Doran vs. Pittsburgh..... | Sept. 24, 1960 |
| Opp. | 195 | Raymond Berry, Baltimore..... | Oct. 30, 1960 |

MOST TOUCHDOWNS ON PASS RECEPTIONS

| | | | |
|---------|---|-------------------------------|----------------|
| Cowboys | 2 | Jim Doran vs. Pittsburgh..... | Sept. 24, 1960 |
| | | L. G. Dupre vs. New York..... | Dec. 4, 1960 |
| Opp. | 3 | Raymond Berry, Baltimore..... | Oct. 30, 1960 |

MOST POINTS SCORED

| | | | |
|---------|----|-------------------------------|---------------|
| Cowboys | 18 | L. G. Dupre vs. New York..... | Dec. 4, 1960 |
| Opp. | 18 | Raymond Berry, Baltimore..... | Oct. 30, 1960 |

MOST TOUCHDOWNS

| | | | |
|---------|---|---------------------------|---------------|
| Cowboys | 3 | L. G. Dupre vs. New York | Dec. 4, 1960 |
| Opp. | 3 | Bobby Mitchell, Cleveland | Oct. 16, 1960 |
| | | Raymond Berry, Baltimore | Oct. 30, 1960 |
| | | Jim Taylor, Green Bay | Nov. 13, 1960 |

MOST EXTRA POINTS CONVERTED

| | | | |
|---------|---|--------------------------|----------------|
| Cowboys | 4 | Fred Cone vs. Pittsburgh | Sept. 24, 1960 |
| | | Fred Cone vs. New York | Dec. 4, 1960 |
| Opp. | 6 | Sam Baker, Cleveland | Oct. 16, 1960 |
| | | Steve Myhra, Baltimore | Oct. 30, 1960 |

MOST EXTRA POINTS ATTEMPTED

| | | | |
|---------|---|--------------------------|----------------|
| Cowboys | 4 | Fred Cone vs. Pittsburgh | Sept. 24, 1960 |
| | | Fred Cone vs. New York | Dec. 4, 1960 |
| Opp. | 7 | Sam Baker, Cleveland | Oct. 16, 1960 |

MOST FIELD GOALS MADE

| | | | |
|---------|---|----------------------------|----------------|
| Cowboys | 2 | Fred Cone vs. Philadelphia | Sept. 30, 1960 |
| | | Fred Cone vs. Los Angeles | Nov. 6, 1960 |
| Opp. | 4 | Ed Khayat, Washington | Oct. 9, 1960 |
| | | Tommy Davis, San Francisco | Nov. 20, 1960 |

MOST FIELD GOALS ATTEMPTED

| | | | |
|---------|---|----------------------------|---------------|
| Cowboys | 3 | Fred Cone vs. Chicago | Nov. 27, 1960 |
| Opp. | 6 | Tommy Davis, San Francisco | Nov. 20, 1960 |

LONGEST FIELD GOAL

| | | | |
|---------|----|----------------------------|----------------|
| Cowboys | 45 | Fred Cone vs. Philadelphia | Sept. 30, 1960 |
| Opp. | 38 | Ed Khayat, Washington | Oct. 9, 1960 |

COWBOYS DEFENSE

| | | | |
|---------------------------|-----|---|----------------|
| Most unassisted tackles | 9 | Jerry Tubbs vs. San Fran. | Nov. 20, 1960 |
| Most assisted tackles | 15 | Jerry Tubbs vs. Chicago | Nov. 27, 1960 |
| Most tackles, combined | 19 | Jerry Tubbs vs. Chicago | Nov. 27, 1960 |
| Most yds. gn. ret. int. | 24 | Jack Patera vs. Phila. | Sept. 30, 1960 |
| Longest ret. of int. pass | 24 | Jack Patera vs. Phila. | Sept. 30, 1960 |
| Most kickoff returns | 4 | Tom Franckhauser vs. Clv. | Oct. 16, 1960 |
| | | Tom Franckhauser vs. NY | Dec. 4, 1960 |
| Most yds. KO rets. | 105 | Tom Franckhauser vs. Pittsburgh (3 returns) | Sept. 24, 1960 |
| Longest KO return | 60 | Bill Butler vs. Pittsburgh | Sept. 24, 1960 |
| Most punt returns | 3 | Jim Mooty vs. Chicago | Nov. 27, 1960 |
| Longest punt return | 46 | Bill Butler vs. Cleveland | Oct. 16, 1960 |
| Most yds. punt returns | 58 | Bill Butler vs. Cleveland (2 returns) | Oct. 16, 1960 |

LEAGUE LEADERS BY YEARS

SCORING

| | | TDs | PATs | FGs | Total |
|------|----------------------------------|-----|------|-----|-------|
| 1932 | Dutch Clark, Portsmouth | 4 | 6 | 3 | 39 |
| 1933 | Ken Strong, Giants | 6 | 13 | 5 | 64 |
| | Glenn Presnell, Portsmouth | 6 | 10 | 6 | 64 |
| 1934 | Jack Manders, Bears | 3 | 31 | 10 | 79 |
| 1935 | Dutch Clark, Lions | 6 | 16 | 1 | 55 |
| 1936 | Dutch Clark, Lions | 7 | 19 | 4 | 73 |
| 1937 | Jack Manders, Bears | 5 | 15 | 8 | 69 |
| 1938 | Clark Hinkle, Packers | 7 | 7 | 3 | 58 |
| 1939 | Andy Farkas, Redskins | 11 | 2 | 0 | 68 |
| 1940 | Don Hutson, Packers | 7 | 15 | 0 | 57 |
| 1941 | Don Hutson, Packers | 12 | 20 | 0 | 95 |
| 1942 | Don Hutson, Packers | 17 | 33 | 1 | 138 |
| 1943 | Don Hutson, Packers | 12 | 36 | 3 | 117 |
| 1944 | Don Hutson, Packers | 9 | 31 | 0 | 85 |
| 1945 | Steve Van Buren, Eagles | *18 | 2 | 0 | 110 |
| 1946 | Ted Fritsch, Packers | 10 | 13 | 9 | 100 |
| 1947 | Pat Harder, Cards | 7 | 39 | 7 | 102 |
| 1948 | Pat Harder, Cards | 6 | 53 | 7 | 110 |
| 1949 | Pat Harder, Cards | 8 | 45 | 3 | 102 |
| | Gene Roberts, Giants | 17 | 0 | 0 | 102 |
| 1950 | Doak Walker, Lions | 11 | 38 | 8 | 128 |
| 1951 | Elroy Hirsch, Rams | 17 | 0 | 0 | 102 |
| 1952 | Gordy Soltau, 49ers | 7 | 34 | 6 | 94 |
| 1953 | Gordy Soltau, 49ers | 6 | 48 | 10 | 114 |
| 1954 | Bob Walston, Eagles | 11 | 36 | 4 | 114 |
| 1955 | Doak Walker, Lions | 7 | 27 | 9 | 96 |
| 1956 | Bobby Layne, Lions | 5 | 33 | 12 | 99 |
| 1957 | Sam Baker, Redskins | 1 | 29 | 14 | 77 |
| | Lou Groza, Browns | 0 | 32 | 15 | 77 |
| 1958 | James Brown, Browns | *18 | 0 | 0 | 108 |
| 1959 | Paul Hornung, Packers | 7 | 31 | 7 | 94 |
| 1960 | Paul Hornung, Packers | 15 | 41 | 15 | *176 |

* League Record

PASSING

| | | Passes | Comp. | Yds. | TDs | Intcp. |
|------|-----------------------------|--------|-------|-------|-----|--------|
| 1932 | Arnie Herber, Packers | 101 | 37 | 639 | 9 | 9 |
| 1933 | Harry Newman, Giants | 132 | 53 | 963 | 8 | 17 |
| 1934 | Arnie Herber, Packers | 115 | 42 | 799 | 8 | 12 |
| 1935 | Ed Danowski, Giants | 113 | 57 | 795 | 9 | 9 |
| 1936 | Arnie Herber, Packers | 173 | 77 | 1,239 | 9 | 13 |
| 1937 | Sam Baugh, Redskins | 171 | 81 | 1,127 | 7 | 14 |
| 1938 | Ed Danowski, Giants | 129 | 70 | 848 | 8 | 8 |
| 1939 | Parker Hall, Rams | 208 | 106 | 1,227 | 9 | 13 |
| 1940 | Sam Baugh, Redskins | 117 | 111 | 1,367 | 12 | 10 |

| | | | | | | |
|------|--------------------------|------|------|--------|----|----|
| 1941 | Cecil Isbell, Packers | 206 | 117 | 1,479 | 15 | 11 |
| 1942 | Cecil Isbell, Packers | 268 | 146 | 2,021 | 24 | 14 |
| 1943 | Sam Baugh, Redskins | 239 | 133 | 1,754 | 23 | 19 |
| 1944 | Frank Filchock, Redskins | 147 | 84 | 1,139 | 13 | 9 |
| 1945 | Sam Baugh, Redskins | 182 | 128 | 1,669 | 11 | 4 |
| 1946 | Bob Waterfield, Rams | 251 | 127 | 1,747 | 18 | 17 |
| 1947 | Sam Baugh, Redskins | *354 | *210 | *2,938 | 25 | 15 |
| 1948 | Tommy Thompson, Eagles | 246 | 141 | 1,965 | 25 | 11 |
| 1949 | Sam Baugh, Redskins | 255 | 145 | 1,903 | 18 | 14 |
| 1950 | Norm Van Brocklin, Rams | 233 | 127 | 2,061 | 18 | 14 |
| 1951 | Bob Waterfield, Rams | 176 | 88 | 1,566 | 13 | 10 |
| 1952 | Norm Van Brocklin, Rams | 205 | 113 | 1,736 | 14 | 17 |
| 1953 | Otto Graham, Browns | 258 | 167 | 2,722 | 11 | 9 |
| 1954 | Norm Van Brocklin, Rams | 260 | 139 | 2,637 | 13 | 21 |
| 1955 | Otto Graham, Browns | 185 | 98 | 1,721 | 15 | 8 |
| 1956 | Ed Brown, Bears | 168 | 96 | 1,667 | 11 | 12 |
| 1957 | Tommy O'Connell, Browns | 110 | 63 | 1,229 | 9 | 8 |
| 1958 | Eddie LeBaron, Redskins | 145 | 79 | 1,365 | 11 | 10 |
| 1959 | John Unitas, Colts | 367 | 193 | 2,899 | 32 | 14 |
| 1960 | Milt Plum, Browns | 250 | 151 | 2,297 | 21 | 5 |

* League Record

RECEIVING

| | | Caught | Yards | Avg. Gain | TDs |
|------|------------------------|--------|--------|-----------|-----|
| 1932 | Luke Johnsos, Bears | 24 | 321 | 13.4 | 2 |
| 1933 | John Kelley, Brooklyn | 21 | 219 | 10.4 | 3 |
| 1934 | Joe Carter, Eagles | 16 | 237 | 14.8 | 3 |
| 1935 | Tod Goodwin, Giants | 26 | 432 | 16.6 | 4 |
| 1936 | Don Hutson, Packers | 34 | 526 | 15.5 | 9 |
| 1937 | Don Hutson, Packers | 41 | 552 | 13.5 | 7 |
| 1938 | Gaynell Tinsley, Cards | 41 | 516 | 12.6 | 1 |
| 1939 | Don Hutson, Packers | 34 | 846 | 24.9 | 6 |
| 1940 | Don Looney, Eagles | 58 | 707 | 12.2 | 4 |
| 1941 | Don Hutson, Packers | 58 | 738 | 12.7 | 10 |
| 1942 | Don Hutson, Packers | 74 | 1,211 | 16.4 | *17 |
| 1943 | Don Hutson, Packers | 46 | 776 | 16.5 | 11 |
| 1944 | Don Hutson, Packers | 58 | 866 | 14.6 | 9 |
| 1945 | Don Hutson, Packers | 47 | 834 | 17.1 | 9 |
| 1946 | Jim Benton, Rams | 63 | 981 | 15.5 | 6 |
| 1947 | Jim Kearne, Bears | 64 | 910 | 14.2 | 10 |
| 1948 | Tom Fears, Rams | 51 | 698 | 13.7 | 4 |
| 1949 | Tom Fears, Rams | 77 | 1,013 | 13.2 | 9 |
| 1950 | Tom Fears, Rams | *84 | 1,116 | 13.3 | 7 |
| 1951 | Elroy Hirsch, Rams | 66 | *1,495 | 22.7 | *17 |
| 1952 | Mac Speedie, Browns | 62 | 911 | 14.7 | 5 |
| 1953 | Pete Pihos, Eagles | 63 | 1,049 | 16.7 | 10 |
| 1954 | Pete Pihos, Eagles | 60 | 872 | 14.5 | 10 |
| | Billy Wilson, 49ers | 60 | 830 | 13.8 | 5 |
| 1955 | Pete Pihos, Eagles | 62 | 864 | 13.9 | 7 |
| 1956 | Billy Wilson, 49ers | 60 | 889 | 14.8 | 5 |
| 1957 | Billy Wilson, 49ers | 52 | 757 | 14.6 | 6 |
| 1958 | Raymond Berry, Colts | 56 | 794 | 14.2 | 9 |
| | Pete Retzlaff, Eagles | 56 | 766 | 13.7 | 2 |
| 1959 | Raymond Berry, Colts | 66 | 959 | 14.5 | 14 |
| 1960 | Raymond Berry, Colts | 74 | 1,298 | 17.5 | 10 |

* League Record

BALL CARRYING

| | | Yds. | Attempts | Avg. | TDs |
|------|----------------------------------|--------|----------|------|-------|
| 1932 | Bob Campiglio, Stapleton | 504 | 104 | 4.8 | |
| 1933 | Cliff Battles, Redskins | 737 | 146 | 5.1 | |
| 1934 | Beattie Feathers, Bears | 1,004 | 101 | 9.9 | |
| 1935 | Doug Russell, Cards | 499 | 140 | 3.6 | |
| 1936 | Tuffy Leemans, Giants | 830 | 206 | 4.0 | |
| 1937 | Cliff Battles, Redskins | 874 | 216 | 4.1 | |
| 1938 | Whizzer White, Steelers | 567 | 152 | 3.7 | 4 |
| 1939 | Bill Osmanski, Bears | 699 | 121 | 5.8 | 7 |
| 1940 | Whizzer White, Lions | 514 | 146 | 3.5 | 5 |
| 1941 | Clarence Manders, Brooklyn | 486 | 111 | 4.4 | 7 |
| 1942 | Bill Dudley, Steelers | 696 | 162 | 4.3 | 5 |
| 1943 | Bill Paschal, Giants | 572 | 147 | 3.9 | 10 |
| 1944 | Bill Paschal, Giants | 737 | 196 | 3.8 | 9 |
| 1945 | Steve Van Buren, Eagles | 832 | 143 | 5.8 | 15 |
| 1946 | Bill Dudley, Steelers | 604 | 146 | 4.1 | 3 |
| 1947 | Steve Van Buren, Eagles | 1,008 | 217 | 4.6 | 14 |
| 1948 | Steve Van Buren, Eagles | 945 | 201 | 4.7 | 10 |
| 1949 | Steve Van Buren, Eagles | 1,146 | 263 | 4.4 | 11 |
| 1950 | Marion Motley, Browns | 810 | 140 | 5.8 | 3 |
| 1951 | Eddie Price, Giants | 971 | 271 | 3.6 | 7 |
| 1952 | Don Towler, Rams | 894 | 156 | 5.7 | 10 |
| 1953 | Joe Perry, 49ers | 1,018 | 192 | 5.3 | 10 |
| 1954 | Joe Perry, 49ers | 1,049 | 173 | 6.1 | 8 |
| 1955 | Alan Ameche, Colts | 961 | 213 | 4.5 | 9 |
| 1956 | Rick Casares, Bears | 1,126 | 234 | 4.8 | 12 |
| 1957 | James Brown, Browns | 942 | 202 | 4.7 | 9 |
| 1958 | James Brown, Browns | *1,527 | 257 | 5.9 | 17 |
| 1959 | James Brown, Browns | 1,329 | *290 | 4.6 | 14 |
| 1960 | James Brown, Browns | 1,257 | 215 | 5.8 | 9 |

* League Record

INTERCEPTIONS

| | | No. | Yards Longest |
|------|------------------------------------|-----|---------------|
| 1941 | Marshall Goldberg, Cardinals | 7 | 54 |
| 1942 | Bulldog Turner, Bears | 8 | 96 |
| 1943 | Sam Baugh, Redskins | 11 | 112 |
| 1944 | Howie Livingston, Giants | 9 | 172 |
| 1945 | Roy Zimmerman, Eagles | 7 | 90 |
| 1946 | Bill Dudley, Steelers | 10 | 242 |
| 1947 | Frank Reagan, Giants | 10 | 203 |
| 1948 | Dan Sandifer, Redskins | 13 | 258 |
| 1949 | Bob Nussbaumer, Cardinals | 12 | 157 |
| 1950 | Orban Sanders, Yanks | 13 | 199 |
| 1951 | Otto Schnellbacher, Giants | 11 | 194 |
| 1952 | Dick Lane, Rams | *14 | *298 |
| 1953 | Jack Christiansen, Lions | 12 | 238 |
| 1954 | Dick Lane, Cardinals | 10 | 181 |
| 1955 | Willard Sherman, Rams | 11 | 101 |
| 1956 | Lindon Crow, Cardinals | 11 | 170 |

| | | | | |
|------|--------------------------------|----|-----|----|
| | Milt Davis, Colts | 10 | 219 | 75 |
| 1957 | Jack Christiansen, Lions | 10 | 137 | 52 |
| | Jack Butler, Steelers | 10 | 85 | 20 |
| 1958 | Jim Patton, Giants | 11 | 183 | 42 |
| | Dean Derby, Steelers | 7 | 127 | 24 |
| 1959 | Milt Davis, Colts | 7 | 119 | 57 |
| | Don Shinnick, Colts | 7 | 70 | 23 |
| 1960 | Dave Baker, 49ers | 10 | 96 | 28 |
| | Jerry Norton, Cardinals | 10 | 96 | 26 |

* League Record

KICKOFF RETURNS

| | | No. | Yards | Avg. |
|------|------------------------------------|-----|-------|------|
| 1942 | Marshall Goldberg, Cardinals | 15 | 393 | 26.2 |
| 1943 | Ken Heineman, Dodgers | 16 | 442 | 27.6 |
| 1944 | Bob Thurbon, Steelers | 12 | 291 | 24.2 |
| 1945 | Steve Van Buren, Eagles | 13 | 373 | 28.7 |
| 1946 | Abe Karnofsky, Yanks | 21 | 599 | 28.5 |
| 1947 | Eddie Saenz, Redskins | 29 | 797 | 27.4 |
| 1948 | Joe Scott, Giants | 20 | 569 | 28.5 |
| 1949 | Don Doll, Lions | 21 | 536 | 25.5 |
| 1950 | V. T. Smith, Rams | 22 | 742 | 33.7 |
| 1951 | Lynn Chandnois, Steelers | 12 | 390 | 32.5 |
| 1952 | Lynn Chandnois, Steelers | 17 | 599 | 35.2 |
| 1953 | Joe Arenas, 49ers | 16 | 551 | 34.4 |
| 1954 | Billy Reynolds, Browns | 14 | 413 | 29.5 |
| 1955 | Al Carmichael, Packers | 14 | 418 | 29.9 |
| 1956 | Tom Wilson, Rams | 15 | 477 | 31.8 |
| 1957 | Jon Arnett, Rams | 18 | 504 | 28.0 |
| 1958 | Ollie Matson, Cardinals | 14 | 497 | 35.5 |
| 1959 | Abe Woodson, 49ers | 13 | 382 | 29.4 |
| 1960 | Tom Moore, Packers | 12 | 397 | 33.1 |

FIELD GOALS

| | | | | | |
|------|----------------------------------|----|------|-----------------------------|-----|
| 1933 | Jack Manders, Bears | 6 | 1946 | Ted Fritsch, Packers | 9 |
| | Glenn Presnell, Portsmouth | 6 | 1947 | Pat Harder, Cardinals | 7 |
| 1934 | Jack Manders, Bears | 10 | 1948 | Cliff Patton, Eagles | 8 |
| 1935 | Armand Niccolai, Steelers | 6 | 1949 | Cliff Patton, Eagles | 9 |
| | Bill Smith, Cardinals | 6 | | Bob Waterfield, Rams | 9 |
| 1936 | Jack Manders, Bears | 7 | 1950 | Lou Groza, Browns | 13 |
| | Armand Niccolai, Steelers | 7 | 1951 | Bob Waterfield, Rams | 13 |
| 1937 | Jack Manders, Bears | 8 | 1952 | Lou Groza, Browns | 19 |
| 1938 | Ward Cuff, Giants | 5 | 1953 | Lou Groza, Browns | *23 |
| | Ralph Kercheval, Brooklyn | 5 | 1954 | Lou Groza, Browns | 16 |
| 1939 | Ward Cuff, Giants | 7 | 1955 | Fred Cone, Packers | 16 |
| 1940 | Clark Hinkle, Packers | 9 | 1956 | Sam Baker, Redskins | 17 |
| 1941 | Clark Hinkle, Packers | 6 | 1957 | Lou Groza, Browns | 15 |
| 1942 | Bill Daddio, Cardinals | 5 | 1958 | Paige Cothren, Rams | 14 |
| 1943 | Don Hutson, Packers | 3 | | Tom Miner, Steelers | 14 |
| 1944 | Ken Strong, Giants | 6 | 1959 | Pat Summerall, Giants | 20 |
| 1945 | Joe Aguirre, Redskins | 7 | 1960 | Tommy Davis, 49ers | 19 |

* League Record

Championship Playoffs

- 1933—BEARS 23—Giants 21
1934—GIANTS 30—Bears 13
1935—LIONS 26—Giants 7
1936—PACKERS 21—Boston Redskins 6
1937—WASH. REDSKINS 28—Bears 21
1938—GIANTS 23—Packers 17
1939—PACKERS 27—Giants 0
1940—BEARS 73—Redskins 0
1941—BEARS 37—Giants 9
1942—REDSKINS 14—Bears 6
1943—BEARS 41—Redskins 21
1944—PACKERS 14—Giants 7
1945—CLEVELAND RAMS 15—Redskins 14
1946—BEARS 24—Giants 14
1947—CARDS 28—Eagles 21
1948—EAGLES 7—Cards 0
1949—EAGLES 14—L. A. Rams 0
1950—BROWNS 30—Rams 28
1951—RAMS 24—Browns 17
1952—LIONS 17—Browns 7
1953—LIONS 17—Browns 16
1954—BROWNS 56—Lions 10
1955—BROWNS 38—Rams 14
1956—GIANTS 47—Bears 7
1957—LIONS 59—Browns 14
*1958—COLTS 23—Giants 17
1959—COLTS 31—Giants 16
1960—EAGLES 17—Packers 13
* Sudden Death Playoff

Pro Bowl Game Results

- 1951—AMERICAN 28, National 27
1952—NATIONAL 39, American 13
1953—NATIONAL 27, American 7
1954—EASTERN 20, Western 9
1955—WESTERN 26, Eastern 19
1956—EASTERN 31, Western 30
1957—WESTERN 19, Eastern 10
1958—WESTERN 26, Eastern 7
1959—EASTERN 28, Western 21
1960—WESTERN 38, Eastern 21
1961—WESTERN 35, Eastern 31

All-Star Game Results

- 1934—CHICAGO BEARS 0—All-Stars 0
1935—CHICAGO BEARS 5—All-Stars 0
1936—DETROIT 7—All-Stars 7
1937—ALL-STARS 6—Green Bay 0
1938—ALL-STARS 28—Washington 16
1939—N. Y. GIANTS 9—All-Stars 0
1940—GREEN BAY 45—All-Stars 28
1941—CHI. BEARS 37—All-Stars 13
1942—CHI. BEARS 21—All-Stars 0
1943—ALL-STARS 27—Washington 7
1944—CHICAGO BEARS 24—All-Stars 21
1945—GREEN BAY 19—All-Stars 7
1946—ALL-STARS 16—Los Angeles 0
1947—ALL-STARS 16—Chi. Bears 0
Pros have won 18, All-Stars 8, Two Ties
- 1948—CH. CARDS 28—All-Stars 0
1949—PHILADELPHIA 38—All-Stars 0
1950—ALL-STARS 17—Philadelphia 7
1951—CLEVELAND 33—All-Stars 0
1952—LOS ANGELES 10—All-Stars 7
1953—DETROIT 24—All-Stars 10
1954—DETROIT 31—All-Stars 6
1955—ALL-STARS 30—Cleveland 27
1956—CLEVELAND 26—All-Stars 0
1957—GIANTS 22—All-Stars 12
1958—ALL-STARS 35—Lions 19
1959—COLTS 29—All-Stars 0
1960—COLTS 33—All-Stars 7
1961—PHILADELPHIA 28—All-Stars 14

Runner-Up Bowl

- 1961—Lions 17, Browns 16.

COWBOYS HONOR ROLL

The following list includes every football player who saw action for the Cowboys in a 1960 regular-season game and gives his position and college:

| | |
|--------------------------------------|-------------------------------------|
| Babb, Gene, FB, Austin College | Gonzaga, John, DE, no college |
| Bercich, Bob, DHB, Michigan State | Guy, Buzz, OG, Duke |
| Bielski, Dick, OE, Maryland | Hansen, Wayne, LB, Texas Western |
| Bishop, Don, DHB, City College of LA | Healy, Don, DT, Maryland |
| Borden, Nate, DE, Indiana | Heinrich, Don, QB, Washington |
| Braatz, Tom, LB, Marquette | Herchman, Bill, DT, Texas Tech |
| Bradfute, Byron, OT, Miss. Southern | Houser, John, C, Redland |
| Butler, Bill, DS, Chattanooga | Howton, Billy, OE, Rice |
| Clarke, Frank, OE, Colorado | Husmann, Ed, DT, Nebraska |
| Cone, Fred, FG-PAT, Clemson | Kowalczyk, Walt, FB, Michigan State |
| Connelly, Mike, C, Utah State | LeBaron, Eddie, QB, COP |
| Cronin, Gene, DE, COP | Lewis, Woodley, OE, Oregon |
| Dickson, Paul, OT, Baylor | Mathews, Ray, OE, Clemson |
| Doelling, Fred, DHB, Penn | McIlhenny, Don, OHB, SMU |
| Doran, Jim, OE, Iowa State | Meredith, Don, QB, SMU |
| Dowdle, Mike, FB, Texas | Mooty, Jim, DHB, Arkansas |
| Dugan, Fred, OE, Dayton | Patera, Jack, LB, Oregon |
| Dupre, L. G., OHB, Baylor | Putnam, Duane, OG, COP |
| Falls, Mike, OG, Minnesota | Sherer, Dave, Punt, SMU |
| Fisher, Ray, OT, E. Illinois | Tubbs, Jerry, LB, Oklahoma |
| Franckhauser, Tom, DHB, Purdue | Wisener, Gary, DHB, Baylor |
| Fry, Bob, OT, Kentucky | |

Honor Roll by Colleges

The following is the list of colleges the Cowboys of 1960 attended and the number of players from each college:

| | | | |
|-----------------------------------|---|----------------------------|---|
| Arkansas | 1 | Michigan State | 1 |
| Austin College | 1 | Minnesota | 1 |
| Baylor | 3 | Mississippi Southern | 1 |
| Chattanooga | 1 | Nebraska | 1 |
| City College of Los Angeles | 1 | Oklahoma | 1 |
| Clemson | 2 | Oregon | 2 |
| College of the Pacific | 3 | Pennsylvania | 1 |
| Colorado | 1 | Purdue | 1 |
| Dayton | 1 | Redlands | 1 |
| Duke | 1 | Rice | 1 |
| Eastern Illinois | 1 | SMU | 3 |
| Indiana | 1 | Texas | 1 |
| Iowa State | 1 | Texas Tech | 1 |
| Kentucky | 1 | Texas Western | 1 |
| Marquette | 1 | Utah State | 1 |
| Maryland | 2 | | |

1960 NFL Statistical Leaders

RUSHING

| Player, Team — | Att. | Yds. | Avg. |
|----------------------------|------|-------|------|
| Brown, Cleveland | 215 | 1,257 | 5.8 |
| Taylor, Green Bay | 230 | 1,101 | 4.8 |
| Crow, St. Louis | 183 | 1,071 | 5.9 |
| Pietrosante, Detroit | 161 | 872 | 5.4 |
| Smith, San Francisco | 174 | 780 | 4.5 |
| Tracy, Pittsburgh | 192 | 680 | 3.5 |
| Hornung, Green Bay | 160 | 671 | 4.2 |
| Johnson, Pittsburgh | 118 | 621 | 5.3 |
| Triplett, New York | 124 | 573 | 4.6 |
| Casares, Chicago | 160 | 566 | 3.5 |

Longest run—87 yards, John Henry Johnson, Pittsburgh vs. Philadelphia, Dec. 11.
 Best game—203 yards, 24 attempts, John Crow, St. Louis vs. Pittsburgh, Dec. 18.

PASSING

| Player, Team— | Att. | Comp. | Yds. | Pct. | TD | Int. |
|----------------------------------|------|-------|-------|------|----|------|
| Plum, Cleveland | 250 | 151 | 2,297 | 60.4 | 21 | 5 |
| Van Brocklin, Philadelphia | 284 | 153 | 2,471 | 53.9 | 24 | 17 |
| Unitas, Baltimore | 378 | 190 | 3,099 | 50.3 | 25 | 24 |
| Wade, Los Angeles | 182 | 106 | 1,294 | 58.2 | 12 | 11 |
| Layne, Pittsburgh | 209 | 103 | 1,814 | 49.3 | 13 | 17 |
| Starr, Green Bay | 172 | 98 | 1,358 | 57.0 | 4 | 8 |
| Guglielmi, Washington | 223 | 125 | 1,547 | 56.1 | 9 | 19 |
| LeBaron, Dallas | 225 | 111 | 1,736 | 49.3 | 12 | 25 |
| Brodie, San Francisco | 207 | 103 | 1,111 | 49.8 | 6 | 9 |
| Roach, St. Louis | 188 | 87 | 1,423 | 46.3 | 17 | 19 |
| Shaw, New York | 155 | 76 | 1,263 | 49.0 | 11 | 13 |

Longest completion—91 yards, Ed Brown, Chicago, vs. San Francisco, Oct. 16; and Bart Starr, Green Bay, vs. Los Angeles, Dec. 17.
 Best game—Johnny Unitas, Baltimore, vs. Detroit, Dec. 4, 40 attempts, 22 completions, 357 yards, 2 touchdowns.

RECEIVING

| Player, Team — | No. | Yds. | Long Gn. | TD |
|------------------------------|-----|-------|----------|----|
| Berry, Baltimore | 74 | 1,298 | 70 | 10 |
| Randle, St. Louis | 62 | 893 | 57 | 15 |
| Phillips, Los Angeles | 52 | 883 | 61 | 8 |
| Gibbons, Detroit | 52 | 611 | 65 | 2 |
| Retzlaff, Philadelphia | 46 | 826 | 57 | 5 |
| Moore, Baltimore | 45 | 936 | 80 | 9 |
| Mitchell, Cleveland | 45 | 612 | 69 | 6 |
| Dewveall, Chicago | 43 | 804 | 91 | 5 |
| Cogdill, Detroit | 43 | 642 | 63 | 1 |
| Rote, New York | 42 | 750 | 71 | 10 |

Longest completion—91 yards, Willard Dewveall, Chicago, vs. San Fran-

cisco, Oct. 16; and Boyd Dowler, Green Bay, vs. Los Angeles, Dec. 17.
 Best game—Raymond Berry, Baltimore, vs. Detroit, Oct. 23, 11 receptions,
 186 yards, 1 touchdown.

SCORING

| Player, Team — | TD | PAT | FG | Pts. |
|------------------------------|----|-------|-------|------|
| Hornung, Green Bay | 15 | 41-41 | 15-28 | 176 |
| Walston, Philadelphia | 4 | 39-40 | 14-20 | 105 |
| Randle, St. Louis | 15 | 0 | 0 | 90 |
| Baker, Cleveland | 0 | 44-46 | 12-20 | 80 |
| Davis, San Francisco | 0 | 21-21 | 19-32 | 78 |
| McDonald, Philadelphia | 13 | 0 | 0 | 78 |
| Moore, Baltimore | 13 | 0 | 0 | 78 |

Best game—Lenny Moore, Baltimore, vs. Los Angeles, Oct. 16, 24 points.

PUNTING

| Player, Team — | No. | Long | Avg. |
|----------------------------------|-----|------|------|
| Norton, St. Louis | 39 | 62 | 45.6 |
| Green, Pittsburgh | 64 | 75 | 44.2 |
| Davis, San Francisco | 62 | 74 | 44.1 |
| Lary, Detroit | 64 | 63 | 43.8 |
| Van Brocklin, Philadelphia | 60 | 70 | 43.1 |
| Shofner, Los Angeles | 54 | 63 | 42.6 |
| Sherer, Dallas | 57 | 67 | 42.5 |

Longest punt—75 yards, Robert Green, Pittsburgh, vs. Cleveland, Nov. 20.

PUNT RETURNS

| Player, Team — | No. | Yds. | Avg. |
|------------------------------|-----|------|------|
| Woodson, San Francisco | 13 | 174 | 13.4 |
| Butler, Dallas | 13 | 131 | 10.1 |
| Carpenter, Pittsburgh | 13 | 120 | 9.23 |
| Stits, New York | 18 | 166 | 9.22 |
| Barr, Detroit | 14 | 104 | 7.4 |

Longest return—48 yards, Abe Woodson, San Francisco, vs. Detroit, Nov. 6.

KICKOFF RETURNS

| Player, Team — | No. | Yds. | Avg. |
|------------------------------|-----|------|------|
| Moore, Green Bay | 12 | 397 | 33.1 |
| Lyles, San Francisco | 17 | 526 | 30.9 |
| Woodson, San Francisco | 17 | 498 | 29.3 |
| Sample, Baltimore | 18 | 519 | 28.8 |
| West, St. Louis | 13 | 370 | 28.5 |

Longest return—94 yards, John Sample, Baltimore, vs. Chicago, Oct. 2.

INTERCEPTIONS

| Player, Team — | No. | Yds. | Long |
|-------------------------------|-----|------|------|
| Baker, San Francisco | 10 | 96 | 28 |
| Norton, St. Louis | 10 | 96 | 26 |
| Burroughs, Philadelphia | 9 | 124 | 46 |
| Franklin, Cleveland | 8 | 131 | 37 |
| Shofner, Cleveland | 8 | 75 | 23 |

Longest return—92 yards, Ernie Parrish, Cleveland, vs. Chicago, Dec. 11.

THEY COVER THE COWBOYS

DALLAS MORNING NEWS

Bill Rives Sports Editor
Charles Burton Football Writer
Sam Blair Football Writer

DALLAS TIMES HERALD

Blackie Sherrod Sports Editor
Bud Shrake Football Writer

FORT WORTH STAR-TELEGRAM

Flem Hall Sports Editor
Paul Brookshire Football Writer

FORT WORTH PRESS

Dan Jenkins Sports Editor
Charlie Modesette Football Writer

ASSOCIATED PRESS (Dallas Office)

Harold Ratliff Sports Editor

UNITED PRESS INTERNATIONAL (Dallas Office)

Ed Fite Sports Editor

RADIO AND TELEVISION

Ray Carnay KBOX
Joe Long KLIF
Bill Mercer and Ed Barker KRLD-TV & Radio
Frank Glieber KRLD-TV
Bill Burkett KTVT, Fort Worth
Tom Mullarkey WBAP-TV, Fort Worth
Frank Filesi, Bob Walker and Pierce Allman WFAA
Wes Wise WFAA-TV
Eddie Hill WRR

THE COWBOYS ON TELEVISION

Two former collegiate and National Football League greats will bring the Cowboys games to a four-state 25-station network. Tom Harmon will handle the play-by-play and Davey O'Brien will provide sidelight commentary. The Dallas Cowboys TV Network originates over KRLD-TV, Channel 4, in Dallas. The complete network:

| | |
|-----------------------------|---------------------------|
| KRLD-TV — Dallas | KDUB-TV — Lubbock |
| KGGM-TV — Albuquerque, N.M. | KTRE-TV — Lufkin |
| KFDA-TV — Amarillo | KOSA-TV — Odessa |
| KTBC-TV — Austin | KOOL-TV — Phoenix, Ariz. |
| KFDM-TV — Beaumont | KSWs-TV — Roswell, N. M. |
| KEDY-TV — Big Spring | KCTV — San Angelo |
| KBTX-TV — Bryan | KENS-TV — San Antonio |
| KVER-TV — Clovis, N. M. | KSLA-TV — Shreveport, La. |
| KZTV — Corpus Christi | KPAR-TV — Sweetwater |
| KROD-TV — El Paso | KOLD-TV — Tucson, Ariz. |
| KGBT-TV — Harlingen | KWTX-TV — Waco |
| KHOU-TV — Houston | KSYD-TV — Wichita Falls |
| KGNS-TV — Laredo | |

THE COWBOYS ON RADIO

Frank Glieber and Don Buehler team up to provide play-by-play and color on all Dallas Cowboys games. The originating station is KBOX in Dallas. Here's the lineup for the Dallas Cowboys.

| | |
|------------------|---------------------|
| KBOX — Dallas | KSTB — Breckenridge |
| KWKC — Abilene | KJIM — Fort Worth |
| KTFS — Texarkana | KLUE — Longview |
| KMHT — Marshall | KDWT — Stamford |
| KAND — Corsicana | KVET — Austin |
| KRIC — Beaumont | KTBB — Tyler |
| KOGT — Orange | KTXO — Sherman |
| KOCA — Kilgore | |

COWBOYS SPONSORS

Telecasts of Cowboys games are sponsored by the Falstaff Brewing Corp., Ford Motor Co. and Phillip Morris, makers of Marlboro cigarettes. Radio broadcasts are sponsored by the Falstaff Brewing Corp.

THE LAST TIME

Punt Returned for TD

By Cowboys—never.
By Opponents—never.

Kickoff Returned for TD

By Cowboys—never.
By Opponents—Bobby Mitchell, Cleveland, 90 yards, Oct. 16, 1960.

Intercepted Pass Returned for TD

By Cowboys—never.
By Opponents—Larry Stephens, Cleveland, 34 yards, Oct. 16, 1960.

Punt Blocked

By Cowboys—never.
By Opponents—Green Bay, Nov. 13, 1960 (Dave Sherer, punter).

Shutout Scored

By Cowboys—never.
By Opponents—never.

PAT Unsuccessful

By Cowboys—Fred Cone vs. Philadelphia, Sept. 30, 1960 (two misses).
By Opponents—Sam Baker, Cleveland, Oct. 16, 1960.

COWBOYS FAN CLUBS

Dallas fans of the Cowboys have organized two clubs, one for youngsters through high-school age and one for adults. The kids' Cowboys Club has free membership and entitles youngsters to newsletters, free admission to certain practice sessions and other activities. The adult Cowboys Club memberships are \$2 per family. Its features include a Stadium Club where members can relax with snacks and refreshments before and after games, in-season luncheons, admission to certain practice sessions and trips to out-of-town games.

TICKET INFORMATION

Season tickets to the Cowboys' seven home National Football League games sell for \$32.20. All season tickets are reserved and when someone purchases a season ticket, he has the right to claim the same seat in future seasons. He also retains an option on that seat for the Salesmanship Club's pre-season game and championship playoffs. Single-game reserved seat tickets sell for \$4.60, general admission tickets for \$2.75 and student tickets for \$1.00.

The Cowboys' Free Football for Kids Program allows up to five children 14 years of age or younger to accompany each adult who buys a \$2.75 general admission ticket.

HALFTIME SHOWS

This is the schedule for halftime activities at the Cowboys' 1961 home games:

Steelers Game—Sept. 17

Music Day with the Cowboys will feature four outstanding high school bands from the Dallas-Fort Worth area—Brewer of Fort Worth, Irving, Mexia and Plano. Each band will give a four-minute demonstration of precision drilling and at the finish the bands will serenade in mass formation.

Vikings Game—Sept. 24

The Cowboys offer a salute to the Rose Capital of the World—Tyler, Texas. Taking part in the activities will be the Tyler Junior College band, the Apache Belles drill team from Tyler Junior College, the 1961 Rose Queen's Court and the Tyler Clown Club. The latter is a group of Tyler men whose routines are similar to those of circus clowns.

Giants Game—Oct. 15

Circus Day with the Cowboys will include acts by professional circus performers with the Gil Gray International Circus and by amateurs from Dallas. This will include floats, elephants, horses and ponies. Also on hand will be the 30-member Oglewanagi Indian Dancers, the state champion Indian dance group from Mexia, Texas

Eagles Game—Oct. 22

Appearing for the second straight year with the Cowboys will be the Galveston Ball High School band and Tornettes, a 100-member drill team. This group will also appear at the 1962 Sugar Bowl game in New Orleans for the second time.

Cardinals Game—Nov. 5

A Salute to the Armed Forces is the theme of this show. High school and college bands and military drill teams will perform precision drills and feature military music.


Redskins Game—Nov. 19

The area finals of the Pass, Punt and Kick contest will be staged on the Cotton Bowl turf. The Dallas winners' distances will be measured against other area winners to determine national champions. The Arlington State College and Arlington High School bands will also perform.

Browns Game—Dec. 3

The Kermit and Odessa High School bands, two of the nation's outstanding aggregations, will present a Salute to High School Bands Across the Country. These two West Texas bands are recognized throughout the U.S. The Kermit band has been invited to participate in the Macy's Thanksgiving Day Parade this year.

Jim Skinner of Dallas is director of halftime activities at all Cowboys home games.



COWBOYS PRE-SEASON

The Dallas Cowboys ushered in their second season in the National Football League by training at St. Olaf College in Northfield, Minn., and also ushered the Minnesota Vikings into existence by playing them in the Vikings' first game in history.

Results of the Cowboys' pre-season games in 1961:

COWBOYS 38, VIKINGS 13

At Sioux Falls, S.D.—Don Meredith and Eddie LeBaron riddled Vikings defense for 241 yards and three touchdowns passing. L.G. Dupre gained 48 yards on eight carries. Frank Clarke caught four passes for 54 yards and two touchdowns.

PACKERS 30, COWBOYS 7

At Dallas — Jim Taylor rushed for 112 yards, Bart Starr completed 14 of 24 passes for 188 yards and one touchdown as the Western Conference champions won easily in the Cowboys first Cotton Bowl appearance of the year. The Cowboys touchdown came on an 80-yard pass from Eddie LeBaron to Frank Clarke. Clarke caught six for 140 yards.

GIANTS 28, COWBOYS 10

At Albuquerque, New Mexico — Eddie LeBaron quarterbacked the Cowboys the entire game as Don Meredith sat out with a sore arm. LeBaron hit 13 of 27 for 171 yards, but Giants held Cowboys to 134 yards rushing. Rookie Bob Gaiters rushed seven times for 32 yards and caught three passes for 41 to pace Giants attack.

COWBOYS 35, COLTS 24

At Norman, Okla. — Don Meredith and Amos Marsh starred in big stunner of pre-season schedule. Meredith hit 15 of 26 for 224 yards and four touchdowns. Marsh gained 41 yards on six carries, caught four passes for 93 yards. Cowboys intercepted four Johnny Unitas passes, two by Tom Franckhauser.

49ERS 24, COWBOYS 10

At Sacramento, Calif. — The Cowboys looked down the barrel of the 49ers' shotgun offense without the services of three defensive starters. The 49ers took the advantage in the second period after intercepting a pass when the Cowboys drove inside their 10-yard line. The Cowboys suited out only four defensive backs as Tom Franckhauser and Jimmy Harris were injured. Linebacker Jerry Tubbs also missed the game.

PRE-SEASON STATISTICAL LEADERS

Rushing

| Player— | TC | NG | Avg. |
|-------------------|----|-----|------|
| L. G. Dupre | 37 | 156 | 4.2 |
| Don Perkins | 35 | 146 | 4.1 |
| Amos Marsh | 23 | 126 | 5.4 |

Receiving

| Player— | No. | Yds. | Avg. | Gn. |
|--------------------|-----|------|------|-----|
| Frank Clarke | 14 | 307 | 21.9 | |
| Bill Howton | 13 | 182 | 14.0 | |
| Amos Marsh | 9 | 125 | 13.8 | |
| Dick Bielski | 6 | 91 | 15.1 | |

Passing

| Player— | Att. | Comp. | Pct. | Int. | Yds. | Avg. | Gn. | TD |
|---------------------|------|-------|------|------|------|------|-----|----|
| Don Meredith | 81 | 44 | 54.4 | 3 | 614 | 13.9 | | 6 |
| Eddie LeBaron | 59 | 26 | 44.0 | 4 | 408 | 15.7 | | 2 |

1960 All-League Teams

OFFENSE

Ends—Raymond Berry, Colts (AP, UPI, NEA); Sonny Randle, Cardinals (AP, UPI); Tommy McDonald, Eagles (NEA).

Tackles—Jim Parker, Colts (AP, UPI, NEA); Forrest Gregg, Packers (AP); Roosevelt Brown, Giants (UPI); Bob St. Clair, 49ers (NEA).

Guards—Jim Ray Smith, Browns (AP, UPI, NEA); Jerry Kramer, Packers (AP); Stan Jones, Bears (UPI); Jack Stroud, Giants (NEA).

Center—Jim Ringo, Packers (AP, UPI, NEA).

Quarterback—Norm Van Brocklin, Eagles (AP, UPI, NEA).

Halfbacks—Lenny Moore, Colts (AP, UPI, NEA); Paul Hornung, Packers (AP, UPI, NEA); John Crow, Cardinals (NEA).

Fullback—Jim Brown, Browns (AP, UPI, NEA).

DEFENSE

Ends—Gino Marchetti, Colts (AP, UPI, NEA); Andy Robustelli, Giants (AP); Doug Atkins, Bears (UPI, NEA).

Tackles—Gene Lipscomb, Colts (NEA); Henry Jordan, Packers (AP, UPI); Alex Karras, Lions (AP, UPI); Bob Toneff, Redskins (NEA).

Linebackers—Bill George, Bears (AP, UPI, NEA); Chuck Bednarik, Eagles (AP, UPI); Bill Forester, Packers (AP, UPI); Joe Schmidt, Lions (NEA); Sam Huff, Giants (NEA).

Halfbacks—Tom Brookshier, Eagles (AP, UPI, NEA); Dick Lane, Lions (UPI, NEA); Abe Woodson, 49ers (AP).

Safetymen—Jerry Norton, Cardinals (AP, UPI, NEA); Jim Patton, Giants (AP, UPI, NEA).

COWBOYS' HONORS

Dallas Cowboys selected to play in the College All-Star game:

1960—Quarterback Don Meredith, SMU; Halfback Don Perkins, New Mexico State.

1961—Offensive End Glynn Gregory, SMU; Defensive End Robert Lilly (TCU).

Selected to play in the Pro Bowl game:

1961—Offensive End Jim Doran.

1960 N.F.L. Standings

EASTERN CONFERENCE

| Team— | W | L | T | Pct. |
|--------------------|----|---|---|------|
| Philadelphia | 10 | 2 | 0 | .833 |
| Cleveland | 8 | 3 | 1 | .727 |
| New York | 6 | 4 | 2 | .583 |
| St. Louis | 6 | 5 | 1 | .545 |
| Pittsburgh | 5 | 6 | 1 | .455 |
| Washington | 1 | 9 | 2 | .125 |

WESTERN CONFERENCE

| Team— | W | L | T | Pct. |
|---------------------|---|----|---|------|
| Green Bay | 8 | 4 | 0 | .667 |
| Detroit | 7 | 5 | 0 | .583 |
| San Francisco | 7 | 5 | 0 | .583 |
| Baltimore | 6 | 6 | 0 | .500 |
| Chicago | 5 | 6 | 1 | .455 |
| Los Angeles | 4 | 7 | 1 | .364 |
| Dallas | 0 | 11 | 1 | .042 |

COMPOSITE STANDINGS


| Team— | W. | L. | T. | Pts. | Op. | Pct. |
|---------------------|----|----|----|------|-----|------|
| Philadelphia | 10 | 2 | 0 | 321 | 246 | .833 |
| Cleveland | 8 | 3 | 1 | 362 | 217 | .727 |
| Green Bay | 8 | 4 | 0 | 332 | 209 | .667 |
| New York | 6 | 4 | 2 | 271 | 261 | .583 |
| Detroit | 7 | 5 | 0 | 239 | 212 | .583 |
| San Francisco | 7 | 5 | 0 | 208 | 205 | .583 |
| St. Louis | 6 | 5 | 1 | 288 | 230 | .545 |
| Baltimore | 6 | 6 | 0 | 288 | 234 | .500 |
| Pittsburgh | 5 | 6 | 1 | 240 | 275 | .455 |
| Chicago | 5 | 6 | 1 | 194 | 299 | .455 |
| Los Angeles | 4 | 7 | 1 | 265 | 297 | .364 |
| Washington | 1 | 9 | 2 | 178 | 309 | .125 |
| Dallas | 0 | 11 | 1 | 177 | 369 | .042 |

1961 N.F.L. WEEKLY SCHEDULE

(All starting times local times, Standard or Daylight)

| | | | |
|-------------------------------------|------|---|-------|
| SUN., SEPT. 17 | | Green Bay at Baltimore | 2:05 |
| Pittsburgh at Dallas | 1:35 | Minnesota at Los Angeles | 1:35 |
| Cleveland at Philadelphia | 1:35 | Pittsburgh at Cleveland | 2:05 |
| Chicago at Minnesota | 1:35 | Washington at New York | 2:05 |
| Detroit vs. Green Bay at Milwaukee | 1:06 | | |
| Los Angeles at Baltimore | 2:05 | SUN., NOV. 12 | |
| St. Louis at New York | 2:05 | Dallas at Pittsburgh | 2:05 |
| Washington at San Francisco | 1:36 | Philadelphia at New York | 2:05 |
| SAT. NIGHT, SEPT. 23 | | Baltimore at Minnesota | 1:35 |
| Chicago at Los Angeles | 8:15 | Cleveland at Washington | 2:05 |
| SUN., SEPT. 24 | | Detroit at St. Louis | 1:05 |
| Minnesota at Dallas | 1:35 | Green Bay at Chicago | 1:05 |
| Washington at Philadelphia | 1:35 | San Francisco at Los Angeles | 1:35 |
| Detroit at Baltimore | 2:05 | SUN., NOV. 19 | |
| New York at Pittsburgh (Pitt Stdm.) | 2:05 | Washington at Dallas | 1:35 |
| St. Louis at Cleveland | 2:05 | Philadelphia at Cleveland | 2:05 |
| San Francisco at Green Bay | 1:06 | Chicago at San Francisco | 1:36 |
| SUN., OCT. 1 | | Detroit at Minnesota | 1:35 |
| Dallas at Cleveland | 2:05 | Los Angeles at Green Bay | 1:06 |
| St. Louis at Philadelphia | 1:35 | Pittsburgh at New York | 2:05 |
| Chicago at Green Bay | 1:06 | St. Louis at Baltimore | 2:05 |
| Minnesota at Baltimore | 2:05 | THURS., NOV. 23 (Thanksgiving Day) | |
| New York at Washington | 2:05 | Green Bay at Detroit | 12:06 |
| Pittsburgh at Los Angeles | 1:35 | SUN., NOV. 26 | |
| San Francisco at Detroit | 1:36 | Dallas at Philadelphia | 1:05 |
| SUN., OCT. 8 | | Baltimore at Washington | 2:05 |
| Dallas at Minnesota | 1:35 | Los Angeles at Chicago | 1:05 |
| Pittsburgh at Philadelphia | 1:35 | Minnesota at San Francisco | 1:36 |
| Baltimore at Green Bay | 1:06 | New York at Cleveland | 2:05 |
| Chicago at Detroit | 1:36 | St. Louis at Pittsburgh | 2:05 |
| Los Angeles at San Francisco | 1:36 | SUN., DEC. 3 | |
| New York at St. Louis | 1:05 | Cleveland at Dallas | 1:35 |
| Washington at Cleveland | 2:05 | Philadelphia at Pittsburgh | 2:05 |
| SUN., OCT. 15 | | Detroit at Chicago | 1:05 |
| New York at Dallas | 1:35 | Los Angeles at Minnesota | 1:35 |
| Philadelphia at St. Louis | 1:05 | New York vs. Green Bay at Milwaukee | 1:06 |
| Baltimore at Chicago | 1:05 | San Francisco at Baltimore | 2:05 |
| Green Bay at Cleveland | 2:05 | Washington at St. Louis | 1:05 |
| Los Angeles at Detroit | 1:36 | SAT., DEC. 9 | |
| San Francisco at Minnesota | 1:35 | Baltimore at Los Angeles | 1:35 |
| Washington at Pittsburgh | 2:05 | SUN., DEC. 10 | |
| SUN., OCT. 22 | | Dallas at St. Louis | 1:05 |
| Philadelphia at Dallas | 1:35 | New York at Philadelphia | 1:05 |
| Baltimore at Detroit | 1:36 | Cleveland at Chicago | 1:05 |
| Cleveland at Pittsburgh | 2:05 | Green Bay at San Francisco | 1:36 |
| Green Bay at Minnesota | 1:35 | Minnesota at Detroit | 1:36 |
| Los Angeles at New York | 2:05 | Pittsburgh at Washington | 2:05 |
| St. Louis at Washington | 2:05 | SAT., DEC. 16 | |
| San Francisco at Chicago | 1:05 | Baltimore at San Francisco | 1:36 |
| SUN., OCT. 29 | | SUN., DEC. 17 | |
| Dallas at New York | 2:05 | Dallas at Washington | 2:05 |
| Philadelphia at Washington | 2:05 | Philadelphia at Detroit | 1:36 |
| Chicago at Baltimore | 2:05 | Cleveland at New York | 2:05 |
| Cleveland at St. Louis | 1:05 | Green Bay at Los Angeles | 1:35 |
| Detroit at Los Angeles | 1:35 | Minnesota at Chicago | 1:05 |
| Minnesota vs Green Bay at Milwaukee | 1:06 | Pittsburgh at St. Louis | 1:05 |
| San Francisco at Pittsburgh | 2:05 | SUN., DEC. 31 | |
| SUN., NOV. 5 | | WORLD CHAMPIONSHIP GAME | |
| St. Louis at Dallas | 1:35 | Eastern Conference Champion at | |
| Chicago at Philadelphia | 1:35 | Western Conference Champion. | |
| Detroit at San Francisco | 1:36 | | |

THE COWBOY



The Dallas Cowboys' 1961 game programs feature the cattlemen and cowboys who contributed to the colorful history of the Southwest area which the Cowboys represent in the National Football League.

The cover of each program through the '61 season will be a portrait of a famous Texas cattleman or cowboy—such men as Charles Goodnight, the Pitchfork Kid, Scandalous John Selman, Texas Ranger Capt. Tom Hickman. Inside the program, a page will be devoted to a biography of the individual with some earthy anecdotes about his life and adventures.

Two leaders in their respective fields, Texas Historian Frank X. Tolbert and Sports Cartoonist Bill McClanahan, combine their talents to bring this touch of Texas history to Cowboys fans.

Tolbert is the author of several books of fact and fiction on the days of the old West. His down-to-earth column, "Tolbert's Texas," is a favorite of readers of the Dallas Morning News. He is also the author of the story "Melody Jones," which was made into a very successful motion picture several years ago.

McClanahan's sports cartoons appear regularly in the Dallas News and his work has adorned athletic publications across the country for many years.

The Cowboys are making these eight program-cover drawings (the seven league games and the pre-season Salesmanship Club game) available at the end of the season for \$1.00 a set. The printing will be removed to make them suitable for framing, since they carry historical significance for the people of Texas.

COWBOYS II



by John Chase — New Orleans States-Item