

21



22

DALLAS MAVERICKS MEDIA GUIDE





Dallas Mavericks

Table of Contents

THE ORGANIZATION	03	Phoenix Suns	129
Staff Directory	04	Portland Trail Blazers	131
Executives	06	Sacramento Kings	133
Assistant Coaches	08	San Antonio Spurs	135
Basketball Operations	10	Toronto Raptors	137
Medical Staff	13	Utah Jazz	139
American Airlines & Community	15	Washington Wizards	141
PLAYERS	24	G League Contacts	143
2020-21 Roster	26	HISTORY	143
Moses Brown	27	Team Rosters 1980-2020	145
Sterling Brown	30	Rosters By Numbers	225
Jalen Brunson	33	Collegiate Breakdown	227
Reggie Bullock	36	Yearly Statistics	228
Trey Burke	40	Yearly Rosters	230
Willie Cauley-Stein	44	Mavericks of the Past	233
Luka Dončić	47	Draft Recaps	290
Dorian Finney-Smith	53	All-Time Transactions	296
Josh Green	56	NBA Leaders	313
Tim Hardaway Jr.	59	Honor Roll	315
Maxi Kleber	63	History	316
Boban Marjanović	66	Mavs Lists	331
JaQuori McLaughlin	70	RECORDS	351
Eugene Omoruyi	71	Regular Season	353
Kristaps Porzingis	72	Intro	361
Dwight Powell	76	AAC	362
Tyrell Terry	80	Intro	366
THE NBA	81	Two Team	367
NBA Offices/Dates	83	PLAYOFFS	367
OPPONENTS	84	All-Time Results	369
Atlanta Hawks	85	Playoffs	374
Boston Celtics	87	MEDIA	380
Brooklyn Nets	89	Media Information	382
Charlotte Hornets	91	Basketball Communications Staff	384
Chicago Bulls	93	Mavericks Broadcasters	386
Cleveland Cavaliers	95	2021-22 Schedule	388
Denver Nuggets	97	REVIEW	389
Detroit Pistons	99	2020-21 Season In Review	391
Golden State Warriors	101	2020-21 Final Statistics	395
Houston Rockets	103	Season Statistics	396
Indiana Pacers	105	Season Results	397
Los Angeles Clippers	107	Team Breakdown & Player Highs	398
Los Angeles Lakers	109	Game-By-Game Stats	399
Memphis Grizzlies	111	Superlatives	401
Miami Heat	113	Season Miscellaneous Stats	402
Milwaukee Bucks	115	Quarter Scoring Breakdown	403
Minnesota Timberwolves	117	Standings	404
New Orleans Pelicans	119	Head-To-Head Wins	405
New York Knicks	121	Individual Records & Leaders	406
Oklahoma City Thunder	123	Team Rankings	407
Orlando Magic	125	Opponent & Statistical Rankings	409
Philadelphia 76ers	127		



DALLAS MAVERICKS

ORGANIZATION

STAFF DIRECTORY
EXECUTIVES
BASKETBALL STAFF
MEDICAL STAFF
AMERICAN AIRLINES CENTER
AMERICAN AIRLINES
COMMUNITY RELATIONS
NBA CARES
MAVS ACADEMY
INTERNET & STREET MARKETING
ARENA ENTERTAINMENT
MAVS MASCOTS





MAVERICKS STAFF

OFFICES

American Airlines Center
BioSteel Practice Facility
Administrative Offices
Mavericks PR
Website
Tickets

2500 Victory Avenue, Dallas, TX 75219
1530 Inspiration Drive, Dallas, TX 75207
1333 North Stemmons, Suite 105, Dallas, TX 75207, (214) 747-6287
214-655-4660
mavs.com
214-747-MAVS

EXECUTIVE

Governor
Chief Executive Officer
Chief of Staff to CEO

Mark Cuban
Cynt Marshall
Candice Hicks-Coleman

LEGAL AND COMPLIANCE

General Counsel & Chief Ethics Officer
VP & Associate General Counsel
VP of Compliance

Sekou Lewis
Nicole Leach
Keshia Robinson

BASKETBALL OPERATIONS

GM/President of Basketball Ops
Asst. GM/VP of Player Personnel
Assistant GM
Vice President of Security
Team Security
Head Coach
Assistant Coach
Assistant Coach
Assistant Coach
Assistant Coach
Assistant Coach
Assistant Coach
Assistant Coach
Special Assistant to Head Coach
Sr. Dir. of Salary Cap & Strategy
Dir. of Quantitative Research & Dev.
Basketball Analytics Liaison
Director of Team Operations
Dir. of Player Health and Performance
Head Athletic Trainer
Assistant Athletic Trainer
Team Orthopedic Surgeon
Team Internist
Director of Sport Psychology
Athletic Performance Director
Asst. Strength and Conditioning Coach
Asst. Strength and Conditioning Coach
Asst. Strength and Conditioning Coach
Manual Therapist
Head Equipment Manager
Assistant Equipment Manager
Director of Scouting
Director of Pro Scouting
Director of International Scouts
Scout
Scout
Scout
Scout
Scout
Scout
Scout
Scout
Scout
Director of Internal Analytics
Director of Analytics
Analytics Associate
Head Video Coordinator
Video Analytics Assistant
Full Stack Developer
Video Coordinator
Assistant Video Coordinator
Assistant Video Coordinator
Assistant Video Coordinator
Special Assistant to Mark Cuban

Nico Harrison
Michael Finley
Keith Grant
Brian Kinzig
Derek Earls
Jason Kidd
Igor Kokoskov
Sean Sweeney
Jared Dudley
Greg St. Jean
Kristi Tolliver
Darrell Armstrong
God Shammgod
Peter Patton
Shannan Lum
Andrew Baker
Jeremias Engelmann
Daniel Kawashima
Kristy Laue
Casey Smith
Dionne Calhoun
Heather Mau
Dr. Daniel Worrel
Dr. Bryan Allison
Don Kalkstein
Jeremy Holsopple
Elbert Denina
Meg Dodge
Manuel Valdivieso Navarro
Casey Spangler
Kory Johnson
Jaret Elikin
Jason White
Dave Pendergraft
Alvydas Pazdrazdis
James Kelly
Eduardo Najera
Darren Tillis
Walker Russell
Darren Tillis
Tracy Webster
Greg Dreiling
Monte Mathis
Terry Sullivan
James Brocato
Chris Newell
Jordan Sears
Peter Crawford
Marc Oelkers
Brian Grant
Max Hooper
Brent Booker
Steve Zamarripa
Al Whitley

HUMAN RESOURCES

Chief People Officer
VP of Human Resources
Director of Human Resources
Associate HR Business Partner
Human Resources Coordinator
VP of Diversity, Equity & Inclusion
Inclusion Ambassador
Inclusion Ambassador
VP of Corporate Relations
Diversity & Inclusion Manager
Director of Payroll
Sr. Mgr Comp Analysis & Tax Reporting
Executive Assistant

Tarsha LaCour
Angela Smith
Lisa Byrd
Calee Williams
Jennifer Fletcher
Gail O'Bannon
Shawn Marion
Chris Arnold
Rolando Blackman
McKenzie Watts
Valerie Kline
Bobbi Jo Cheney
Nancy Solley

ANALYTICS

Director of Analytics
CRM Analyst
Data Analyst

Chris Davidson
Anna Koremblum
Isaiah Ramsey

FINANCE

Chief Financial Officer
Chief Strategy Officer & SVP of Business Dev.
Controller
Director of Accounting
Accounts Payable Manager
Senior Accountant
Senior Staff Accountant
Staff Accountant
Staff Accountant
Accounts Payable Associate
Executive Assistant

Matt Wojciechowski
Ronnie Fauss
Will Gough
Nina Moreno
Carol Dodd
Jana Fleming
Ann Gallagher
Diandra Bullock
Greg Trejo
Stephanie Perez
Deadrah Smith

TECHNOLOGY

Chief Technology Officer
Director of Information Technology
Information Systems Administrator
Desktop Support Technician

Matthew Collins
Scott Powers
Ty Fisher
Will Burseen

BASKETBALL COMMUNICATIONS

VP of Basketball Communications
Director of Media Relations
Director of Basketball Communications
Basketball Comms. Coordinator

Scott Tomlin
Renee Felton
Alan Rakowski
Dave Maurer

CORPORATE COMMUNICATIONS AND EVENTS

SVP of Corp. Comms, Content & Events
Corporate Communications Manager
Events Director
Event Venue & Sales Manager
Events Manager (Gaming)
Communications and Events Manager
Influencer Manager
Community Reporter
Digital Content Reporter
Digital Content Reporter
VP of Digital Content
Photography Manager
Digital Content Manager
Video Content Reporter
Video Producer
Digital Content Lead - Mavs Gaming
Digital Content Producer
Digital Content Producer
2D Graphic Designer
Social Media Manager

Erin Finegold White
Collin "CK" Kim
Ashley Gambino
Gavin Mulloy
Isaac Arrington
Araceli Colmenero
Lindsay Oster
Tamara Metcalfe
Dwain Price
Eddie Sefko
Mike Marshall
Monica Borja-Garcia
Bobby Karalla
Jonathan Lim
Jason Chinnock
Nathan Davis
Shelbie Whitten
Sorrya Pech
Steph Rivas
Becca Genecov





EXTERNAL AFFAIRS AND MAVS FOUNDATION

SVP External Affairs/Mavs Foundation Pres. Katie Edwards
Director of Corp. Social Responsibility Hannah Sherertz
Manager of Corp. Social Responsibility Emily Luth
Corporate Social Responsibility Coord. Mateo Means
Sr. Mgr. Business Ops & External Affairs Becca Brown
Corp. Social Responsibility - Gaming Tray Thompson
Corp. Social Responsibility - MTA Teddy Graves
Corp. Social Responsibility - MTA Kamri Brown
Executive Assistant Bonnie Pena

MAVS ACADEMY, PLAYER RELATIONS

SVP Player Relations, Mavs Acad., Mavs Gaming Greg Nared
Mavs Academy Director Ben Hunt
Sr. Dir. of Mavs Academy and Mavs Gaming Brad Freeman
Mavs Academy Manager Ronard Patton
Mavs Academy Sr. Coordinator Kelli Robinson
Mavs Academy Coordinator Cory Carter
Players Relations Manager Brandon Barkley
Player Relations Coordinator Brittany McGee

MARKETING

Chief Marketing Officer Iris Diaz
Marketing Director - Ticket Sales Derek Diaz de Leon
Marketing Director - Sponsorships Mandy Eaton
Marketing Project Manager Sylvia Covarrubias
Marketing Project Manager Yanina Gonzalez
Marketing Coordinator Jake Wilkins
Creative Director Matt Hoffer
Creative Studio Services Manager Jena Jessen
Graphic Designer Aston Majors
Graphic Designer Brian Morren
Marketing Creative Coordinator Peyton Cournoyer
Senior Digital Manager Adam Wermuth
Content Editor Gabby Wilkins

MASCOTS

Mascot MavsMan
Mascot Champ
Entertainment Manager Joe Scrivner

MERCHANDISE AND BRAND IDENTITY

VP of Brand Identity Alison Panasik
Director of Merchandising Farah Gillani
Senior Buyer Allison Lewis
External Retail Store Manager Brian Rosa
E-Commerce Specialist Carlos Monge
E-Commerce Senior Coordinator Rashad Fisher
Customer Service Representative Andrea Matta

TICKET OPERATIONS

VP of Ticket Administration Mike Childers
Sr. Director of Ticket Administration Mary Jean Gaines
Director of Ticket Administration Shayne Ballard
Sr. Manager Ticket Operations Simone Hogan
Ticket Operations Manager Aubrey Molina
Ticket Operations Coordinator David Yri
Ticket Operations Associate Brant Parker

TICKET SALES AND SERVICE

SVP of Ticket Sales Theo Hodges IV
Director of Premium Sales Stephen Mudd
Senior Premium Sales Executive Ernest Rangel
Senior Premium Sales Executive Marc Mundy
Premium Sales Executive Abel Tobias
Premium Sales Executive Will Jamison
Dir. of Ticket Strategy and Dev. Scott Tribble
Director of New Season Sales Kyle Gillespy
Account Executive Alexander Fruci
Account Executive Ashley Williams
Account Executive Blake Paxton
Account Executive Scott Chenault
Account Executive Dylan Burson
Account Executive Sydney Kuby
Account Executive Promit Chatterjee
Director of Service & Retention Kenny Bunch
Service & Retention Executive Hayley Jones
Service & Retention Executive Jason Sivils
Service & Retention Executive Jordan Key

Service & Retention Executive Morgan Barrentine
Service & Retention Executive Rachael Skinner
Service & Retention Executive Tyler Badt
Service & Retention Executive Jay DeLage
Service & Retention Executive Spencer Witcher
Premium Service Account Manager Heather Rojas
Sr. Manager of Group Sales Matt Fontana
Fan Experience Manager Cory Webb
Group Account Executive Breanna Kellogg
Group Account Executive Harrison Bucher
Group Account Executive MJ Morgan
Group Account Executive Marquise Greene
Group Account Executive Michael Hand
Group Account Executive Omayra McCandele
Director, New Season Sales Kyle Gillespy
Sr. Dir. of Customer Service & Fan Experience Danielle Mansell
Inside Sales Manager David Green
Inside Sales Representative Abby Munoz
Inside Sales Representative Andre Anderson
Inside Sales Representative Camryn Speese
Inside Sales Representative Codi Cruikshank
Inside Sales Representative D'Khari Hicks
Inside Sales Representative Maggie Abel
Inside Sales Representative Morgan Hamilton
Inside Sales Representative Ryan Newberg

CORPORATE SPONSORSHIPS

SVP Corporate Sponsorships Ryan Mackey
VP of Corporate Sponsorships Billy Phillips
Senior Dir. of Corporate Sponsorships Desiree Scott
Senior Dir. of Corporate Sponsorships Kyle Tapply
Senior Dir. of Corporate Sponsorships Kory Nix
Senior Dir. of Corporate Sponsorships Clay Christopher
Director of Corporate Sponsorships Mike Mattocks
Sr. Corporate Sales Executive Connor Terry
Corporate Sales Executive Kelly O'Brien
Corporate Sales Executive Kevin Morgan
Corporate Sales Executive Brooke Roshell
Sr. Director, Strategic Part. & Bus. Dev Nwanye Barnes
Partnership Marketing Coordinator Sarah Musaali
VP of Corporate Sponsor Activations Patrick Sorensen
Corporate Activations Director Kimberly Francois
Dir. of Partnership Marketing & Dev. Lacey Frederick
Sponsorship Activation Manager Spencer Santora
Sponsorship Activation Manager Lindsey Jenkins
Sponsorship Activation Manager Victor Ribakare
Sponsorship Activation Manager Wesley Nakwaasah
Sponsorship Activation Coordinator Michaya Richardson
Sponsorship Activation Manager Sunny Shetty
Senior Media Manager Jade Bly
Media Coordinator Alexandria Burriss

OPERATIONS

SVP of Basketball and Arena Development Steve Letson
Senior Director of Operations Jacob Taylor
Facility Administrator Doug Rumbo
Practice Facility Manager Andrew Dunlevy
Gaming Facilities Manager Luke Shelby
Logistics Manager Eric Philibert
IT & Engineering Administrator Rodney Roeske
VP of Entertainment and In-Game Experience Jonathan Kornblith
Director of Game Presentation Ryan Rosenbaum
Sr. Coord. of In-Game Entertainment Melissa Gonzales
Production Manager Ivy Iwino
Senior Shooter and Editor Dalton Tarver
Shooter and Editor Eric O'Donnell
Sr. Motion Graphics Designer Manny Jimenez
Video Producer Carla Janeway

BROADCAST

TV Announcer Mark Followill
Broadcast Manager Julian Ochoa


MAVS GAMING/E-SPORTS

E-Sports Director Becca Brown
E-Sports Head Coach LT Fairley





Mark Cuban, Governor



Since Mark Cuban purchased the Dallas Mavericks on Jan. 4, 2000, the face of the organization has changed dramatically.

Under his leadership, the team's home games have become more than just an ordinary NBA event – they have become a total entertainment experience. That party atmosphere he helped instill, with the return of the "Reunion Rowdies", has carried over into the creation of the "Mavericks ManiAACs" at American Airlines Center.

Cuban's whatever-it-takes attitude and commitment to winning has grabbed everyone's attention. From his first introduction to the team to the end of his first season as owner, the players responded with a 31-19 record, including a 9-1 mark in April.

The organization's upward trend has continued since. Dallas has advanced to the NBA Playoffs in 17 of the last 21 years while winning at least 50 games 12 times in that stretch.

In 2006-07, the Mavericks won a franchise-high 67 games and posted the NBA's seventh-best record in history. Dallas won 60 games in 2002-03 and 2005-06, advancing to the Western Conference Finals in both seasons. The Mavericks made the franchise's first appearance in the NBA Finals in

2006 and again in 2011, winning the World Championship vs. the Miami Heat.

Cuban has been successful in bringing a sense of pride and passion to Mavericks fans – presenting himself as the ultimate role model, cheering from the same seats he has had for many seasons. He is the first owner in team sports to encourage fan interaction through e-mail. It was through this personal touch that fans throughout the Metroplex, and around the world, began to notice Cuban's energetic personality and take notice of the Mavericks. He has personally responded to hundreds of thousands of e-mails and several suggestions from fans have led to innovative changes.

Prior to his purchase of the Mavericks in January 2000, Cuban co-founded Broadcast.com, the leading provider of multimedia and streaming on the Internet. Broadcast.com was sold to Yahoo! Inc. in July of 1999. MicroSolutions, a leading national systems integrator, was co-founded by Cuban and partner Martin Woodall in 1983 and later sold to CompuServe.

In addition to his ownership of the Mavericks organization, Cuban has also been an investor in start-ups including Mahalo, JungleCents.com, motionlift.com, Filesanywhere.com, Naked Pizza and 140fire.com. Along with partner Todd Wagner, he also co-owns The Landmark Theater chain, Magnolia Pictures and Magnolia Home Video.

A graduate of Indiana University, Cuban hails from Pittsburgh, Pennsylvania, and resides in Dallas.

Cynt Marshall, Chief Executive Officer



Cynt Marshall has been a dynamic force for inclusion and diversity within the Mavericks organization and over a 36-year career at AT&T. When Cynt was hired as new the CEO of the Mavs in March 2018, she set her sights on a culture transformation. Her vision was for the Mavericks organization to become the NBA standard for inclusion and diversity, and brought transparency, trust and her values-based leadership style that evolved the company culture in her first 100 days.

Prior to her joining the Mavs, Cynt founded Marshalling Resources, a consulting firm specializing in Leadership, Diversity & Inclusion, Culture Transformation and overall optimization of people resources. Upon the company naming its first Chief Inclusion Officer in June 2017, Cynt worked with The Dow Chemical Company to develop and implement a strategy for institutionalizing an inclusive culture.

Cynt's notoriety began many years ago as a young Officer at AT&T and grew exponentially when she served as Senior Vice President – Human Resources & Chief Diversity Officer at AT&T. There she was responsible for identifying and developing leaders, aligning employees with the company's vision and priorities, overseeing major business unit HR support, performance development, employee engagement, skills transformation initiatives, EEO and Affirmative Action. Cynt also led the team that created a world class Diversity and Inclusion culture, landing AT&T in the top 3 on Diversity Inc's 2017 Top 50 list of companies. She also spearheaded the work that for the first time placed AT&T on Fortune's 100 Best Companies to

Work For list in 2017, one of only two Fortune 50 companies.

Before her SVP-Human Resources and Chief Diversity Office roles, Cynt served as President-AT&T North Carolina where she became the first African-American chair of the North Carolina State Chamber of Commerce. Prior to her North Carolina appointment, Cynt held a variety of executive line and staff, technical and non-technical positions at AT&T and its predecessor companies.

Widely recognized for her visionary leadership and ability to get things done Cynt is the recipient of several honors and awards. Most recently, Cynt was touted as one of Adweek's 30 Most Powerful Women in Sports and was selected as one of the 2019 Women of Power Legacy Award honorees by Black Enterprise. In 2017, she was honored by The Network Journal as one of the 25 Most Influential Women in Business. In 2017, Cynt was awarded the ATHENA® Leadership Program Award by the Dallas Regional Chamber, which recognizes exceptional women who excel in their careers, contribute to their communities and develop women leaders. This annual award is presented by chambers of commerce, women's organizations and universities worldwide. In 2019 and three times prior, she was selected as one of the "50 Most Powerful Women in Corporate America" by Black Enterprise magazine and named to Ebony magazine's 2016 "Power 100" list. In 2014, industry analysts and members of the press conferred on Cynt the HR Executive of the Year - Best in Biz Award. For her efforts on behalf of the people of North Carolina, in 2013 Cynt received the prestigious Leadership North Carolina Governor's Award, which honors just one citizen each year for lifetime achievements.

Cynt graduated from the University of California-Berkeley with degrees in Business Administration and Human Resources Management and holds four honorary Doctorate degrees. She has chaired a variety of non-profit boards and is currently on the board of Dallas CASA, Dallas Regional Chamber, Texas Women's Foundation and a member of the Executive Leadership Council (ELC).

The fourth of six children, Cynt grew up in Richmond, California, and lives in the Dallas area. She and her husband, Kenneth Marshall, have four adult children.





Nico Harrison, General Manager



Nico Harrison was named general manager of the Dallas Mavericks on June 28, 2021.

Harrison joins the Mavericks after spending 19 years at Nike, where he most recently held the title of vice president of North America basketball operations. In his role, Harrison supervised Nike's basketball brand managers and worked closely with many of the brand's star players, including Hall of Famers Kobe Bryant and Michael Jordan.

Prior to joining Nike in 2002, Harrison played professional basketball in Belgium for over seven years.

Harrison spent his final three collegiate seasons at Montana State University after transferring from Army West Point. He was a three-time, first team All-Big Sky selection and eclipsed 1,000 points in his three years at MSU. As a senior in 1995-96, Harrison led the Bobcats to a berth in the NCAA Tournament.

The Spokane, Washington, native was also named an Academic All-American and a two-time winner of the Arthur Ashe Jr. Scholar-Athlete Award during his career at MSU. He was inducted into the Bobcat Athletics Hall of Fame in 2015.

Jason Kidd, Head Coach



Jason Kidd was named the 10th head coach in Mavericks history on June 28, 2021.

Kidd, who was inducted to the Naismith Memorial Basketball Hall of Fame in 2018, is in his third stint in Dallas after spending eight of his 19 seasons as a player with the team and helping the Mavericks to the 2011 NBA title.

Kidd joins the Mavericks after most recently serving two seasons as an assistant coach with the Los Angeles Lakers, where he was part of the franchise's 2020 NBA championship season.

Kidd's coaching career began in 2013 when he helmed the Brooklyn Nets for one season. He is the third person since the NBA-ABA merger (1976) to become a head coach in the season after he retired as a player. As a rookie head coach, Kidd earned a pair of Eastern Conference Coach of the Month awards (January and March), leading the Nets to 44-38 record and an appearance in the Eastern Conference Semifinals.

On July 1, 2014, Kidd became the head coach of the Milwaukee Bucks in a transaction that sent two second round draft picks to Brooklyn (2015, 2019). He became the first coach in NBA history to lead two teams to the postseason in his first two seasons after helping the Bucks to a 41-41 record and improving on their 15-win season from a year earlier. Kidd finished third in NBA Coach of the Year voting following the 2014-15 season.

In three-plus seasons with Milwaukee, Kidd amassed a 139-152 record and appeared in the playoffs twice before parting ways with the franchise midway through the 2017-18 season.

Kidd was drafted second overall by the Mavericks in 1994 NBA Draft and spent two-and-a-half seasons in Dallas before being traded to Phoenix during the 1996-97 campaign. He shared Rookie of the Year honors with Grant Hill after averaging 11.7 points, 5.4 rebounds and 7.7 assists in his first season.

Kidd returned to Dallas from New Jersey in an eight-player trade in February 2008. Following the trade, Kidd teamed up with former Mavericks superstar Dirk Nowitzki and together they led the Mavericks to the 2011 NBA title, defeating Miami 4-2 to bring the Larry O'Brien Trophy to DFW.

He averaged 12.6 points, 6.3 rebounds, 8.7 assists and 1.9 steals in 1,391 games (1,350 starts) with Dallas, Phoenix, New Jersey and New York. In 500 games with Dallas (all starts), he averaged 10.5 points, 5.5 rebounds, 8.4 assists 1.9 steals and 34.6 minutes.

Kidd's 12,091 career assists and 2,684 career steals are the second-most in NBA history behind John Stockton. His 107 career triple-doubles represent the fourth-most in NBA history. Kidd was a 10-time NBA All-Star, five-time All-NBA First Team selection and four-time All-Defensive First Team pick.

Kidd played two seasons at the University of California. The Oakland, California, native led the Golden Bears to consecutive appearances in the NCAA Tournament and, as a sophomore, was an All-American and the Pac-10 Player of the Year. He also won two Olympic gold medals as a member of Team USA (2000, 2008).





Igor Kokoskov, Assistant Coach



Igor Kokoskov (EEE-gore KO-kosh-kov) brought more than two decades of NBA, collegiate and international coaching experience when he joined the Mavericks coaching staff in August 2021.

Kokoskov, a native of Serbia, came to Dallas after having spent the previous season as head coach of the Turkish League's Fenerbahce. He led Fenerbahce to a 20-16 EuroLeague record before the team fell to CSKA Moscow in the EuroLeague playoffs. In Turkish League play, the team tallied a 22-8 record and lost to eventual EuroLeague champion Anadolu Efes in the league finals.

Kokoskov, who owns the distinction of being the first non-American to be a fulltime NBA assistant coach, joined the L.A. Clippers as an assistant in 2000 before spending five years (2003-08) in Detroit, where he won the 2004 NBA championship and coached the Eastern Conference in the 2006 NBA All-Star Game.

He also served assistant coaching stints with Phoenix (2008-13), Cleveland (2013-14), Orlando (2014-15) and Utah (2015-18) before being named head coach of the Phoenix Suns, a post he held for the 2018-19 season. Prior to returning to Europe, Kokoskov spent the 2019-20 season in Sacramento.

The University of Missouri hired Kokoskov to their fulltime coaching staff in 1999 as he became the first European to hold an assistant coaching position in NCAA Division I men's basketball.

Kokoskov is the head coach of the Serbian national team. He also coached the senior national teams of Georgia and Slovenia, coaching Mavericks All-Star Luka Dončić and leading the team to the 2017 EuroBasket title.

A University of Belgrade graduate, Kokoskov coached various club teams in Belgrade and was a member of the Yugoslav junior national team's coaching staff.

Sean Sweeney, Assistant Coach



Sean Sweeney joined the Dallas Mavericks as an assistant coach in July 2021. Prior to coming to Dallas, Sweeney spent three seasons as an assistant coach with the Detroit Pistons and four seasons as an assistant with the Milwaukee Bucks.

Sweeney's NBA career began with Brooklyn Nets where he started as video coordinator before being named assistant coach in advance of the 2013-14 season. Sweeney previously worked with coach Jason Kidd in both Milwaukee and Brooklyn.

Sweeney served as video coordinator for the University of Northern Iowa and was the director of basketball operations at the University of Evansville. He also held assistant coaching positions at the Anoka Ramsey Community College (Cambridge, MN) and the Academy of Art University in San Francisco.

The Saint Paul, Minnesota, native played one season at the University of Wisconsin-Green Bay before transferring home to the University of St. Thomas (Saint Paul) where he was a three-year starter and earned all-conference honors as a senior in 2005-06.

Jared Dudley, Assistant Coach



Jared Dudley transitioned to an assistant coaching role following a 14-season NBA career. Dudley spent the last two seasons of his playing career with the L.A. Lakers, winning the 2020 NBA title.

Dudley played for Charlotte (2007-08), Phoenix (2008-13, 2016-18), the L.A. Clippers (2013-14), Milwaukee (2014-15), Washington (2015-16), Brooklyn (2018-19) and the Lakers (2019-21). He was selected 22nd overall by the Bobcats in the 2007 NBA Draft.

The San Diego native owns career averages of 7.3 points, 3.2 rebounds, 1.2 assists and 22.3 minutes in 904 games (286 starts). Dudley was a member of six playoff teams, playing in 44 postseason games (two starts) and averaging 4.2 points, 1.8 rebounds and 1.1 assists with the Suns, Clippers, Bucks, Nets and Lakers.

Dudley was a four-year starter at Boston College and averaged 15.9 points, 7.2 rebounds, 3.0 assists and 1.4 steals in 36.4 minutes over 130 games for the Eagles. As a senior, he was the ACC Player of the Year, Second Team All-America and All-ACC First Team. Dudley garnered Big East Most Improved Player and All-Big East First Team honors following his sophomore season after being selected to the Big East All-Freshman Team a season earlier.

Dudley and his wife, Christina, have three children, Jaylin, Justus and Jolee.

Greg St. Jean, Assistant Coach



Greg St. Jean joined the Dallas Mavericks as an assistant coach in July 2021 and served as head coach of the Mavericks summer league team. Prior to joining the Mavericks, St. Jean most recently spent two seasons as a player development coach and advance scout with the Los Angeles Lakers, helping the organization win an NBA championship in 2019-20.

St. Jean was an assistant coach for St. John's University for four seasons, where he managed scouting and game planning responsibilities, oversaw the player development program and directed the team's video operations and statistical analysis.

Prior to his time with the Red Storm, St. Jean spent two years with the Sacramento Kings as the assistant player development coach and helped the Kings' 2014 summer league team to a 6-1 record and a championship. St. Jean also spent two summers with the Brooklyn Nets.

The Bay Area native was a three-year team captain at Wesleyan University in Middletown, Connecticut. He is the son of Garry St. Jean, who was head coach of the Sacramento Kings from 1992 through 1997 and later the general manager of the Golden State Warriors from 1998 through 2004.





Kristi Toliver, Assistant Coach



Kristi Toliver joined the Mavericks for the 2021-22 season. She began her NBA coaching career with the Washington Wizards, where she spent two seasons (2018-20) while concurrently playing for the WNBA's Washington Mystics.

Toliver, a 12-year WNBA veteran, holds career averages of 12.2 points, 2.3 rebounds, 3.5 assists and 27.7 minutes in 358 games (279 starts) with Washington, the Chicago Sky and the Los Angeles Sparks. She finished the 2021 campaign with the Sparks, averaging 9.4 points, 1.4 rebounds and 2.9 assists in 19 games (all starts), immediately prior to moving to Dallas.

Toliver is a two-time WNBA champion with L.A. (2016) and Washington (2019). She has garnered several league honors and is a three-time WNBA All-Star (2013, 2018, 2019), 2012 Second Team All-WNBA and the 2012 WNBA Most Improved Player. She was drafted third overall by Chicago in the 2009 WNBA Draft.

Toliver, who hails from Harrisonburg, Virginia, has also played professionally in Europe during the WNBA offseason, including stints with Raanana Hertzeliya (Israel), MKB Euroleasing Sopron (Hungary), Samsun Canik Belediyesi (Turkey) and Dynamo Moscow and UMMC Ekaterinburg (Russia). She's been part of six Russian League championships with Dynamo (2013, 2014) and UMMC (2015-18).

Toliver was a standout at Maryland, winning the 2006 NCAA championship. As a freshman, Toliver hit the game-tying 3-pointer to force overtime against Duke as the Terrapins went on to win their first NCAA women's basketball title. Among her many accolades, she finished her career as the 2009 ACC Player of the Year. Toliver averaged 15.0 points, 2.9 rebounds, 5.4 assists and 1.1 steals in 139 games (128 starts).

Darrell Armstrong, Assistant Coach



Former Maverick Darrell Armstrong begins his 14th season as an assistant coach after joining Dallas midway through the 2008-09 campaign. For nine summers, Armstrong was the top assistant coach of the Mavericks summer league teams that played in Orlando and Las Vegas.

Armstrong brings 15 years of NBA experience as a player to the bench as he assists with player development.

After going undrafted out of Fayetteville State, Armstrong played in the Global Basketball Association and the United States Basketball League as well as in Cyprus and Spain. Armstrong was eventually signed as a free agent by the Orlando Magic, thus beginning a career that saw him play 14 seasons in the NBA with Orlando, New Orleans, Dallas, Indiana and New Jersey. He played in 840 NBA games and holds career averages of 9.2 points, 4.0 assists and 1.3 steals in 23.7 minutes per game. During his career, Armstrong earned both the NBA's Sixth Man Award and Most Improved Player Award in 1999. He participated in the Slam Dunk Competition at the 1996 NBA All-Star Weekend and was a career 87.1 percent shooter from the foul line. Armstrong was inducted into the Orlando Magic Hall of Fame in February 2020.

Armstrong was traded from New Orleans to Dallas on Dec. 3, 2004, in exchange for Dan Dickau. He played 114 games for the Mavericks until he was traded to Indiana on June 24, 2006. A native of Gastonia, North Carolina, Armstrong has two daughters, Arkia and Mayliah, and one son, Darrell, Jr.

Peter Patton, Assistant Coach



Peter Patton is in his fourth season as the Mavericks shooting coach. He joined Dallas after spending the previous two seasons working in the same capacity for the Minnesota Timberwolves.

Patton has been teaching basketball for over 20 years. He learned the craft of shooting under San Antonio Spurs assistant coach Chip Engelland. Patton never missed a game in college and set the DePaul single-season 3-point percentage record as a junior (.541), a mark that still stands. He is also in the top 10 in DePaul history for both steals and career 3-pointers made.

Patton attributes his shooting prowess to Engelland, who mentored him during his career at DePaul as well as his professional career in the CBA, IBA and Europe. Patton began working as a coach for summer camps and clinics at 19, eventually moving on to a career in player development and serving as president of PureForm Basketball, a skills academy with a specialty in player development, since 2005.

Peter and his wife, Stacey, have three sons, Luke, Nick and C.J.

God Shammgod, Assistant Coach



God Shammgod starts his sixth season as a player development coach for the Dallas Mavericks. Prior to joining team, Shammgod was a player development coach at Providence College from 2012-15, where he worked with players such as Bryce Cotton and Kris Dunn.

In his role, Shammgod helps Mavericks players develop their basketball skills through various on-court drills and serves as an assistant coach on the defensive side of the ball. He has also served as an assistant coach on the Mavericks summer league teams.


Shammgod was selected after his sophomore season by the Washington Wizards in the second round (45th overall pick) of the 1997 NBA Draft. He appeared in 20 games for the Wizards in 1997-98, before playing professionally in other leagues both domestically and overseas. His international playing experience included stints in Poland, China, Saudi Arabia, Kuwait and Croatia. Shammgod earned league MVP honors twice while playing in China.

A native of New York, Shammgod averaged 10.3 points, 6.6 assists, 2.0 rebounds, 2.0 steals and 32.5 minutes per game in his two seasons at Providence. In his first year with the Friars, he set the Big East freshman assist record en route to being named to the Big East All-Rookie Team. As a sophomore, he led the Friars to the 1997 Elite Eight, where they lost to eventual NCAA champion Arizona Wildcats in overtime.





Michael Finley, Assistant General Manager/VP of Basketball Operations



Michael Finley begins his eighth season in the Mavericks' front office and his first as assistant general manager/vice president of basketball operations. He previously served as vice president of basketball operations and assistant VP of basketball operations. In his role, Finley assists Mark Cuban and Nico Harrison with all aspects of basketball operations.

Finley was drafted in the first round (21st overall) of the 1995 NBA Draft by the Phoenix Suns and was named to the First Team All-Rookie Team. On Dec. 26, 1996, Finley was traded to the Mavericks along with Sam Cassell, A.C. Green and a second round pick in exchange for Jason Kidd, Tony Dumas and Loren Meyer. He played with the Mavericks from 1996-2005 and was a two-time All-Star (2000, '01).

In 15 seasons with four teams (Phoenix, Dallas, San Antonio, Boston), Finley averaged 15.7 points, 4.4 rebounds and 2.9 assists in 1,103 games. In Mavericks history, he ranks fifth in points (12,389), fifth in rebounds (3,245), ninth in assists (2,393), fifth in field goals (4,834), third in 3-point field goals (870), fifth in free throws (1,851), fourth in steals (748), sixth in games (626), fourth in starts (606) and fourth in minutes (24,878). After nine seasons with Dallas, Finley signed with the Spurs in 2005 and was a member of their 2007 NBA championship team. He retired in 2010 after one season with the Celtics.

Born and raised in Maywood, Illinois, Finley attended the University of Wisconsin and graduated with a bachelor's degree in business management. He averaged more than 20 points per game and finished his career as the all-time leading scorer in Wisconsin history. In 2009, Finley began a film production company, Follow Through Productions, LLC. He is a financier and executive producer to several films including Sanctum (2011), Luv (2012), The Day (2012), The Butler (2013), Sneakerheadz (2014), The First To Do It (2015), Franny (2015) and American Made (2017).

Finley's passion for community service became a reality when he created the Michael Finley Foundation in 2003. Its purpose is to help support children and their families reach their fullest potential through education, entrepreneurial mentorship and other programs that emphasize improving the quality of life.

An active real estate investor and venture capitalist, Finley also enjoys playing golf in his spare time. He resides in Plano with his wife and three children.

Keith Grant, Assistant General Manager



Keith Grant has spent 41 seasons with the Mavericks and serves as assistant general manager.

In July 1996, Grant, whose career with the Mavericks began prior to the 1980-81 charter season, was promoted to vice president of basketball operations after serving as director of player personnel from 1994 to 1996. From 1990 to 1994, he served as the club's director of scouting. In 1984, Grant served as administrative assistant/scout. His responsibilities were expanded to include advance pro scouting prior to the 1986-87 season when Dallas went 55-27 and won the Midwest Division.

Born on Jan. 3, 1958, Grant began his pro sports career at the age of 12, serving as a bat boy for the Oklahoma City 89ers AAA baseball team. He held several positions during his 12-year stint with the club. Prior to graduating from Oklahoma City University in 1980 with a bachelor's degree in business management, he played four years of varsity baseball, spending three years on the OCU basketball staff in varying roles.

Grant, who served as the Arlington Stadium organist from 1982 to 1984, is an avid baseball fan and golfer. He and his wife, Nancy, have three children, Jennifer, Melissa and Brian, and two grandchildren, Mia and Miles.

Andrew Baker, Sr. Director, Salary Cap & Strategy



Andrew Baker joined the Mavericks as the senior director of salary cap and strategy in August 2021. Prior to coming to Dallas, Baker worked for the Brooklyn Nets for five years as the team's strategic planning coordinator before ascending to the organization's director of contract management in July 2018.

Prior to his time in Brooklyn, Baker was a quality assurance assistant for the San Antonio Spurs (2015-16). The Vero Beach, Florida, native also previously completed internships with the Spurs (basketball administration/legal) and New Orleans Saints (legal).

Baker has a bachelor's in sports management from New York University, where he earned two varsity letters as a member of the men's basketball team. He also holds a Juris Doctor and sports law certificate from Tulane University Law School and is admitted to the New York Bar.

Jason White, Director of Scouting



Jason White begins his 22nd season, and 10th as director of scouting, with the Mavericks. White started with the Mavericks in 2000 as an assistant video coordinator and progressed to the role of basketball operations coordinator under Donnie Nelson.

White served the 2010-12 seasons as the team's director of player personnel, including during the Mavericks 2011 NBA title campaign. As director of scouting, White assists in the talent evaluation of collegiate and professional athletes. He coordinates pre-draft scouting efforts and organizes the team's workouts of prospective draftees.

White was born in West Point, New York, and attended high school in Cairo. He graduated from Southern Methodist University in 2000. While at SMU, he worked in the athletic department, serving as the video coordinator intern for the Mustangs basketball teams.

White, his wife, Kiley, and their daughter, Emma, reside in East Dallas.





Terry Sullivan, Director of Basketball Administration



Terry Sullivan enters his 12th season with the Mavericks and third as director of basketball administration. He joined the Mavericks as a video scout for the 2010-11 championship campaign and served in that role until 2015 when he was promoted to director of internal analytics.

Sullivan plays a key role in the team's player evaluation process, providing detailed, year-round assessment of the individual progress of Mavericks players. His analysis includes thorough review of games, practices and developmental sessions, as well as monitoring trends in the players' cognitive training off the court.

Sullivan participates in the Mavericks' draft preparation and free agency efforts through live scouting, film review and analysis of both advanced statistics and the salary cap. He develops and administers a basketball comprehension exam used to evaluate the intellectual capacity of draft prospects. Sullivan also hires and oversees the team's player development interns, most of whom are former college players and play a vital role in practices and game preparation. The program has become one of the premier basketball internships in the league, producing several employees for the Mavericks and around the NBA.

Previously, Sullivan was a video coordinator intern for the L.A. Clippers during the 2009-10 season. Prior to his stint in Los Angeles, he helped the Catholic University Cardinals reach the postseason as an assistant coach in 2008-09. Sullivan's NBA journey began in 2006 as an athletic training intern for the Washington Wizards.

Sullivan, a Dallas native, attended high school in New Rochelle, New York, and graduated with a B.S. in biology from Providence College in 2008, where he served as a video assistant for the Friars men's basketball team. Sullivan resides in Dallas with his wife, Macy, and their daughter, Eleanor.

Kristy Laue, Director of Team Operations



Kristy Laue enters her 20th season with the Mavericks and fifth as the director of team operations and player development after holding several roles in basketball operations.

Laue joined the Mavericks in the fall of 2002 as an intern in the media relations department before being hired full time in basketball operations the following spring. Currently, Laue oversees all team travel logistics and scheduling, coordinates off-court player development and more.

Laue, a 2002 graduate of Texas State University, did internships with minor league baseball's Round Rock Express and minor league hockey's Austin Ice Bats while working toward a degree in communications.

Hailing from Greenville, Texas, Laue is the daughter of Mike Cotten and the late Mary Lee Cotten. She lives in Dallas with her husband, Matt, and their twin daughters, Parker and Reagan, who were born two months before the Mavericks won the 2011 NBA championship.

James Brocato, Director of Analytics



James Brocato is entering his seventh season as the director of basketball analytics for the Mavericks. Brocato joined the organization in November of 2013 as a basketball analytics consultant and was promoted to his current role with the Mavericks in July 2015.

The Tacoma, Washington, native graduated from the Washington State University with a bachelor's in psychology before earning his JD the Gonzaga University School of Law in 2013. While at Gonzaga, Brocato also worked as a legal extern for the Spokane Municipal Court. Brocato is admitted to the Washington State Bar.





Kory Johnson, Head Equipment Manager



Kory Johnson begins his fourth season as head equipment manager after spending the previous 18 seasons with the Hornets/Pelicans organization.

Johnson began working for the Charlotte Hornets in 2000 in the marketing and promotions department. He spent two seasons in that role before becoming the team's assistant equipment manager when the club made moved to New Orleans in 2002. Johnson was promoted to travel coordinator/assistant equipment manager in 2011. During his time with the Hornets/Pelicans, Johnson worked three NBA All-Star games and served as a member of the National Basketball Equipment Managers Association (NBAEMA).

A native of Lexington, South Carolina, Johnson graduated from Newberry College (Newberry, South Carolina) in 2000 with a degree in sports management. He resides in Plano with his wife, Heather, and their sons, Konnor and Landon.

Al Whitley, Special Assistant to the Owner



Al Whitley enters his 21st season with the Mavericks and his fourth as special assistant to the owner and vice president of basketball operations for the Texas Legends, the Mavericks G League Affiliate. Previously, Whitley spent the previous 15 seasons as the Mavs head equipment manager.

Currently, Whitley oversees all basketball operations for the Texas Legends, while acting as the liaison between the Mavericks and Legends.

Whitley is the former president of both the NBAEMA (National Basketball Athletic Equipment Managers Association) and NBAEMA Foundation, league-wide associations that strive to promote, advance and improve the equipment managers profession. The NBAEMA Foundation works closely with St. Jude and other charitable organizations.

Originally from Canada, Whitley was raised in Victoria, British Columbia, and attended the University of New Brunswick on a basketball scholarship before transferring to Simon Fraser University (Vancouver), where he graduated with a bachelor's degree in criminology and sociology. Whitley and his wife, Priscilla, have two daughters, Koi and Kenzi Tru.





Casey Smith, Director of Player Health and Performance



Casey Smith begins his 18th season with the Mavericks. After spending 15 seasons as head athletic trainer, Smith was promoted to director of player health and performance prior to the 2019-20 campaign. He is responsible for oversight of all areas related to health and physical performance.

Smith joined the Mavericks in 2004 from the sports medicine staff of the Phoenix Suns, where he was head strength and conditioning coach and assistant athletic trainer. He is a 1994 graduate of West Virginia University with a master's of science in athletic training, and he received his bachelor's of science in exercise science from Arizona State University in 1992. Smith is currently pursuing his doctorate in kinesiology from the University of North Carolina, Greensboro.

Smith is a native of Wellston, Ohio, and resides in Dallas with his wife, Jennifer, and their son, Justin.

Dionne Calhoun, Head Athletic Trainer



Dionne Calhoun was named head athletic trainer in 2019 after serving as the Mavericks assistant athletic trainer for 15 seasons. Calhoun served as athletic trainer for the USA Men's Senior National Basketball Team that won gold at the 2020 Tokyo Olympics (Games held in July 2021). He also spent four summers as the athletic trainer for the NBA's Basketball Without Borders program in Africa and four times has worked the Pete Newell Big Man Camp (Las Vegas and Hawaii). During the summer of 2007, he served as an athletic trainer for the Senegalese Men's National Basketball Team.

Before joining the Mavericks, Calhoun served on the San Francisco 49ers training staff for two seasons. Prior to the 49ers, he worked at South Bay Spine and Sport as an athletic trainer, designing and implementing post-operative rehab programs and assessing patients. After graduation, Calhoun was the head football trainer at Marion Catholic High School (Imperial Beach, California).

Calhoun received a bachelor's degree in kinesiology, with an emphasis in athletic training, from San Diego State University in 2000. He became interested in the field of athletic training while in high school. With no athletic trainers onsite, he observed his basketball and track coaches taping and warming up athletes. This led him to investigate who performs such services for professional and Olympic athletes. That is when Calhoun started following Gary Vitti on the sidelines while watching Lakers games.

Born in Compton, California, Calhoun graduated from Banning High (Wilmington, California) in 1995 and is a certified member of the National Athletic Trainers' Association (NATA), the National Basketball Athletic Trainers' Association (NBATA) and the National Academy of Sports Medicine (NASM), and is licensed as an athletic trainer in the state of Texas. For the 2012-13 season, Calhoun was named David Craig Assistant Athletic Trainer of the Year.

Calhoun resides in Dallas with his wife, Amy.

Heather Mau, Assistant Athletic Trainer




Heather Mau was named the assistant athletic trainer for the Dallas Mavericks in July 2019. She joined the Mavericks after spending three seasons with the South Bay Lakers, the Los Angeles Lakers' G League affiliate, as their head athletic trainer.

Prior to her stint with the South Bay Lakers, Heather spent two years at UC Riverside (2013-15) and one year at Cal State University, Northridge (2015-16) where her main sport responsibilities were women's soccer and softball.

Before beginning her athletic training career, Mau received a master's degree in athletic training from California Baptist University (2013) and a bachelor's degree in exercise science from Adelphi University (2011). Mau was four-year member of the women's volleyball team at Adelphi.

Originally from Honolulu, Mau currently resides in Dallas.

Casey Spangler, Manual Therapist



Casey Spangler enters his eighth season as the Mavericks manual therapist. He is an active release technique master certified provider, fascial stretch therapist and corrective exercise specialist.

Following a move to Dallas from southern California in 2005, Spangler attended Parker University School of Massage Therapy.

Spangler enjoys spending time with his wife, Kathy, and their sons, Lance and Ryder.





Jeremy Holsopple, Director of Athletic Performance



Jeremy Holsopple is in his ninth year as the athletic performance director for the Dallas Mavericks where he oversees all aspects of sports performance, athletic development and sports science.

Prior to joining the Mavericks, Holsopple spent four years as the sports performance coach/head of sports science for the New York Red Bulls of Major League Soccer. Holsopple also spent time as a performance coach in the NFL and Arena Football League and at University of Kentucky, University of Mississippi and Florida Atlantic University.

Holsopple graduated with a degree in kinesiology and exercise physiology from the University of Kentucky and is a Certified Strength and Conditioning Specialist (CSCS – RSCC-D) from the National Strength and Conditioning Association.

Holsopple resides in Dallas with his wife, Marin.

Don Kalkstein, Director of Sports Psychology



Don Kalkstein begins his 21st season as the Mavericks' director of mental skills. Kalkstein is responsible for the implementation and development of peak performance and mental skills programs for players and coaches that are designed to promote the learning and application of mental skills and techniques associated with consistent and optimal performance.

Kalkstein served in the same capacity for the Texas Rangers for five years (2013-18) and is currently a special advisor to the club's general manager Jon Daniels. He also worked with the Rangers from 1995-2005 before a seven-year tenure with the Boston Red Sox. With the Red Sox (2006-12), Kalkstein was a member of the World Series champion team in 2007.

Kalkstein operates a private sports psychology/mental skills consulting business. Clients currently include athletes from the PGA, NFL, NHL, NASCAR and numerous NCAA schools covering a variety of sports.





AMERICAN AIRLINES CENTER

MAVS FACILITIES

American Airlines Center features state-of-the-art facilities, renovated in 2017, that ensure player health and comfort.

The locker room boasts a facial recognition system, aromatherapy, tunable light system to maximize circadian rhythm, ventilated drawers and a ventilation system to aid in rapid recovery.

Right outside the locker room doors, players have access to a spacious weight room, a full-size practice court with 24-hour access, hot and cold tubs along with a hydro-therapy pool, and a training/rehabilitation center adapted to compensate for NBA-sized athletes.



THE HOME OF THE MAVERICKS

American Airlines Center is home to the Dallas Mavericks, the Dallas Stars and more than 200 premier entertainment events annually. Consistently named one of the top 10 arenas in the world in both *Billboard* and *Pollstar*, American Airlines Center has thousands of sports and entertainment events since opening in July 2001. *Venues Today* magazine named American Airlines Center the fifth-busiest arena in the U.S. and the eighth-busiest in the world in 2017.

American Airlines Center and the surrounding 72-acre Victory Park development comprise the largest Environmental Protection Agency brownfield project in the United States. Anchoring Victory Park, American Airlines Center serves as a backdrop to Dallas's most vibrant urban gathering space.

American Airlines Center's sweeping signature arches, high-tech touches and fan-friendly atmosphere single it out as one of the nation's premier sports and entertainment venues. American Airlines Center's bowl features a one-of-a-kind retractable seating system. This unique patented design reduces the conversion time required to change between basketball, hockey or a concert setting to two hours. The quick conversion time makes it possible to easily host both basketball and hockey the same day, while offering great sightlines for every event.

For more information, please visit www.americanairlinescenter.com.

AMERICAN AIRLINES CENTER HISTORY

The City of Dallas, the Dallas Mavericks and the Dallas Stars formed a private/public partnership to construct American Airlines Center in downtown Dallas. As a result, the Mavericks and Stars committed to remain in Dallas for 30 years. American Airlines Center, the anchor of the Victory Park development, transformed an industrial site into what is considered the new gateway to downtown Dallas. The partnership between the city and the teams was announced on Oct. 3, 1997, with the Dallas City Council approving a master agreement on Dec. 10, 1997. A referendum by Dallas voters passed Jan. 17, 1998. Hillwood, chaired by Ross Perot Jr. was the project's developer. American Airlines Center, Hillwood and the City of Dallas reached a fair-share agreement to include minority participation in the construction of the facility. Hicks, Muse, Tate & Furst, Inc., served as financial advisor for the arena.





AMERICAN AIRLINES

OFFICIAL AIRLINE OF THE DALLAS MAVERICKS

Whether you're following the Dallas Mavericks or any other NBA team, American Airlines can get you where you need to go. American flies to the hometown of every NBA team – from Portland to Miami – making it easy to catch the Mavericks anywhere their road schedule takes them. As the official airline of the Mavericks, American is proud to have its name on the team's home, American Airlines Center.

REDEFINING THE TRAVEL EXPERIENCE

American Airlines is the largest carrier in Dallas/Fort Worth, offering an average of nearly 900 flights daily from DFW International Airport. American has hubs in Charlotte, Chicago, Dallas/Fort Worth, Los Angeles, Miami, New York, Philadelphia, Phoenix and Washington, D.C. American is a founding member of the oneworld® alliance, whose members serve more than 1,000 destinations.

American is invested in the travel experience – both on the ground and in the air. This includes Admirals Club lounges, Flagship Lounges and an elevated restaurant-style experience with Flagship First Dining, lie-flat seats, faster, satellite-based WiFi, more in-flight entertainment options and power, improved food and beverage offerings, and more. This is in addition to American's historic fleet renewal, which has delivered hundreds of new aircraft in recent years to bring customers a more modern, comfortable and connected experience.

AMERICAN IN DALLAS/FORT WORTH

American Airlines has a longstanding commitment to North Texas. American relocated its headquarters from New York to Fort Worth in 1979, and since then, has become an important economic engine for the region. American is proud to employ team members in the North Texas area. American's commitment to DFW is strong and the airline continues to grow and enhance its presence for the people who live and work in the region.

Connect with American on Twitter [@AmericanAir](https://twitter.com/AmericanAir) and at Facebook.com/AmericanAirlines.





MAVS CORPORATE SOCIAL RESPONSIBILITY

BIGGER THAN BASKETBALL

To the Mavericks, it's all about the fans, the people we call our family and the community we call home. The Mavericks organization is committed to giving back to the North Texas community through a variety of community programs and the Mavs Foundation and have impacted thousands of children, families and communities. Over the last year alone, more than \$8 million was donated by Mavs players, leaders and organization to support those impacted by the COVID-19 pandemic, social justice and 2021 Texas winter storm. Visit mavs.com/community for all MavsCare programming and initiatives.

DALLAS MAVERICKS FOUNDATION

The Mavs Foundation is dedicated to using its unique platform to build a stronger community by empowering youth, women and families through financial support, advocacy and service.

ABOUT US: Established in October 1996, the Mavs Foundation is a 501(c)(3) private foundation affiliated with the Dallas Mavericks.

Over the last 25 years, the Mavs Foundation has granted more than \$7 million to nonprofit organizations serving women, children and families in need and has dedicated reading and learning centers and basketball courts across the North Texas community. The Mavs Foundation is changing lives in North Texas by supporting programs for disadvantaged youth, victims of domestic abuse, homeless and hungry families, those facing health concerns and more.

MAVS FOUNDATION GRANTS: Each year, the Mavs Foundation's board of directors selects various nonprofit organizations as grant recipients to support programs for women, children and families in need. During the 2021 season, the Mavs Foundation granted more than \$900,000 to the community. The 2020-21 Mavs Foundation traditional grants totaled \$425,000 and were awarded to North Texas Food Bank, Crossroads Community Services, Metroport Meals on Wheels, Youth Believing in Change, Youth180, Bonton Farms, CASA of Tarrant County, Community Partners of Dallas, Dallas Pets Alive, Rainbow Days, Project 4031, Catholic Charities Dallas, Stepping Stones, S.M. Wright Foundation and Vogel Alcove. Additionally, the Mavs Foundation granted nearly \$150,000 in COVID-19 vaccination support to organizations promoting and administering vaccinations in underserved communities and nearly \$300,000 in natural disaster relief for the 2021 Texas winter storm.



BASKETBALL COURTS

Every season, the Mavs Foundation dedicates new or renovated basketball courts to local nonprofits in order to promote healthy living, create access to the game of basketball and provide safe places within communities in need. During the 2020-21 season, the Mavs Foundation dedicated a basketball court at My Health My Resources Tarrant County. For a complete listing of previous grant recipients or more information, visit MavsFoundation.com.

READING AND LEARNING CENTERS

The Mavs Foundation builds reading and learning centers for community organizations across the region in order to expand learning opportunities and provide access to technology for children, teen and adults. During the 2020-21 season, the Mavs Foundation donated a new computer lab to Arlington Life Shelter and a new reading and learning center to YMCA of Metropolitan Dallas. For a complete listing of previous grant recipients or more information, visit MavsFoundation.com.





MAVSCARE

The Dallas Mavericks are committed to giving back to the community they call home through educational programs, health and wellness initiatives, environmental efforts, social justice programs and support for first responders and military veterans.

EXCELLENCE IN EDUCATION: The Dallas Mavericks support students, teachers and local school districts through a variety of educational initiatives including back to school celebrations and district donations, Black History Month Awareness campaigns and contests, graduation celebrations, adopted school Adelle Turner Elementary, Mavs Learning Assist, Mavs Reading Challenge presented by Whataburger, scholarships, Science of Basketball and entrepreneurship programs.

MAVS GO GREEN: As part of the NBA Green initiative, the Dallas Mavericks and our partners activate programs to protect the environment and encourage fans to “go green” and reduce, reuse and recycle. The Mavericks participate in Adopt A Highway, which includes a section near Stemmons Freeway and I-35 in close proximity to the Mavericks corporate offices and American Airlines Center and host staff volunteer projects to clean up area lakes and parks.

HEALTH AND WELLNESS: Throughout the season the Dallas Mavericks encourage youth and families to be MAVS FIT by sharing healthy living tips and hosting Jr. NBA clinics with middle schoolers to celebrate and grow the game of basketball. The Mavericks also support health awareness campaigns including COVID-19 safety, vaccine support, breast health awareness, Domestic Violence Awareness Month and many more.

MILITARY & FIRST RESPONDER APPRECIATION: The Dallas Mavericks are dedicated to saluting our troops and those who make sacrifices in service to others. For 15 years, the Mavs and American Airlines have partnered on Seats for Soldiers, a one-of-a-kind experience for our military heroes. More than 100 wounded service members from Brooke Army Medical Center in San Antonio and other troops on reserve in the DFW Metroplex have traveled to American Airlines Center to see the Mavs in action, sitting courtside courtesy of our season ticket members. In addition to Seats for Soldiers, each November, the Mavs host Hoops for Troops to work alongside military members in a service project at a local nonprofit. The Mavs show appreciation to first responders and healthcare workers through donated meals and PPE, as well as other recognition programs throughout the season.

SEASON OF GIVING: Every holiday season, the Dallas Mavericks spread cheer across the DFW Metroplex through programs like Mavs Turkey Giveaway, Dinner with Santa, the Winter Warm-Up Drive and several player-driven initiatives. Through these programs, the Mavs positively impact more than 500 DFW children and families, helping make their holiday season brighter.

SOCIAL JUSTICE AND RACIAL EQUITY: The Dallas Mavericks are partnering with organizations throughout North Texas to take ACTION on more than 40 key initiatives to promote social justice, address racial inequities and drive sustainable change in our communities with an investment of \$5 million and 10,000 employee service hours over three years. In the first 18 months, the Mavericks invested \$2.67 million across its six focus areas of advocacy, communication, training, investment, outreach and noise, including programs for voter registration and civic participation, “The Huddle” conversation series, college scholarships, design of the “Mavs LISTEN Major” with Dallas’s HBCU Paul Quinn College, minority-owned business support, economic opportunity and career development for Black students, youth education programs and much more. To learn more, visit mavs.com/mavstakeaction.

COMMUNITY TICKET BLOCK: Each year, the Dallas Mavericks Community Ticket Block provides youth the opportunity to attend Mavericks home games through tickets donated by players, coaches and season ticket members. For more information, visit mavs.com/ticket-block.

DONATION REQUESTS: Throughout the year the Dallas Mavericks support local nonprofit organizations by donating autographed memorabilia to live and silent auctions and other fundraising efforts. To submit a donation request, please visit mavs.com/donations.

SPEAKERS BUREAU: The Dallas Mavericks Speakers Bureau was created to inspire future generations, community groups and others in DFW interested in learning from Mavericks broadcast announcers and staff. Topics include life on the road, coaching strategies and motivation. For more information, please visit mavs.com/speakers-bureau.

To learn more about the Mavericks community outreach efforts, please visit mavs.com/community or follow @MavsOffCourt on Facebook, Instagram and Twitter.





NBA CARES

NBA Cares is the league's global social responsibility program that builds on the NBA's mission of addressing important social issues. NBA Cares programs and participants have provided more than 5.8 million hours of hands-on service and created more than 1,675 places where kids and families can live, learn or play in communities around the world. Internationally, NBA Cares has created more than 332 places where kids and families can live, learn or play in 40 countries and territories. NBA Cares works with nationally and internationally recognized youth-serving programs that support education, youth and family development, and health-related causes, including: Boys & Girls Clubs of America, Vera Institute of Justice, Thurgood Marshall College Fund, UNICEF, Special Olympics, The Jed Foundation, Share Our Strength and GLSEN.

MAVS ACADEMY

The Dallas Mavericks Academy works year-round to support and promote basketball, health and wellness, dance and e-sports throughout North Texas. Among the most comprehensive in the NBA, Dallas Mavericks community programs help develop the skills, confidence and enthusiasm for the sport in kids of all ages with programs including Dallas Mavericks hoop and development camps, skills training, overnight camp, Mini Mavs clinics, youth tournaments, high school tournaments, youth combines, Ballkids, Mavs Academy Coaches Association and coaches council, health and wellness, dance and gaming camps, G.E.M. program and the Dallas Mavericks Basketball Youth Leagues.



HOOP CAMP

The goal of the Dallas Mavericks Hoop Camps is to provide a high quality teaching and playing environment for boys and girls ages 8-18. Campers learn the fundamentals of the game in an enjoyable weeklong camp.

Dallas Mavericks Hoop Camp began in 1993 with four camps and 465 kids. Community demand has driven the program to grow each year. In 2021 19 Hoop Camps were held at various locations throughout the DFW Metroplex and 4 four virtual Hoop Camps were held. Since its inception, more than 60,000 kids have participated in Hoop Camp. During the upcoming season, the Mavericks plan to hold holiday, spring break, one-day and summer camps.

Kids are the No. 1 priority at Hoop Camp. The Mavs certified coaching staff is made up of professional teachers, coaches and collegians who have demonstrated a proven ability to work with kids and help them improve.

Camp highlights include daily awards and prizes for every camper, as well as visits from special guest speakers, including Mavericks players, coaches and other NBA guests.

Each year the Mavericks Ballkids are selected from Hoop Camps and development camps and must be between the ages 13-18. These hardworking and dedicated campers are chosen to work at Mavericks games to reward them for their efforts and commitment. It's a great opportunity for the kids and helps the team identify hard workers for future opportunities.

Hoop Camp would not be possible without the help of gracious sponsors including Chick-Fil-A, Scottish Rite for Children, BioSteel and Nike.





DEVELOPMENT CAMP

The Dallas Mavericks celebrated seven years of development camp in 2021. Development camps focus on skill development through technical instruction as well as intensive drill sequences while fostering fundamentals needed to elevate players to the next level while using the resources that only the Mavericks can provide.

Development camp coaches - generally high school coaches who have played collegiately - are some of the best coaches in the DFW Metroplex, talented at teaching skill development.

Camps recognize MVPs and most improved players and honor someone with Coaches Award. The Mavericks plan to hold four development camps in 2022 with campers from all around the world.

MINI MAVS CLINICS

The Dallas Mavericks host Mini Mavs clinics in order to grow and develop basketball participation, fundamentals and physical fitness and promote healthy lifestyles in the DFW Metroplex. Clinics are designed to introduce beginners to the game of basketball and includes boys and girls between the ages of 4-9. The clinics take place on Saturday mornings from 9-11:30 a.m.

Campers enjoy a morning of skills, drills and games while learning the FUNdamentals with some of the best coaching staff in the Metroplex. Mini Mavs will be introduced to basketball terminology, races, lay-ups, shooting and basic defensive principles.

MAVS OVERNIGHT CAMP

The Dallas Mavericks host the overnight on the campus of UT Arlington. Campers from the ages of 9-18 enjoy a Mavs experience of a lifetime. The campers participate in a week of eating, sleeping and playing Mavs basketball.

MAVS SKILLS TRAINING

Mavs skills training is designed to help intermediate and advanced players ages 8 -18 develop a strong base of fundamental basketball skills. The program consists of small group workouts emphasizing footwork, shooting, passing and ball handling. Players will learn how to create their own shot as well as scoring opportunities for others. Sessions meet once per week for four weeks for a 90-minute workout.

MAVERICKS BASKETBALL LEAGUES

Beginning its 29th year, the Dallas Mavericks Basketball League program invites youth organizations from across North Texas to team up with the Mavericks to assist them in running quality basketball leagues for players of all ages.

MAVS YOUTH COMBINES

Mavs Academy invites some of the best 6th through 8th grade boys and girls players in the DFW Metroplex to have an NBA Combine experience. This combine includes injury prevention training and measurements from Scottish Rite along with high level instruction from some of the best high school coaches in the area. Breakout sessions for players and parents focus on the importance of education, physical and mental health, work-life balance, communication with officials and coaches, and requirements for competing at the collegiate level.

MAVS YOUTH TOURNAMENTS

Mavs youth tournaments are for boys and girls teams in the fourth grade and above. Six youth tournaments are scheduled throughout the Metroplex this season.

MAVS FALL CLASSIC

The Dallas Mavericks host their annual high school varsity basketball tournament in Sports City USA, Frisco, Texas, in November. The event brings together top-tier high school basketball programs from across Texas. Bracket play takes place in Frisco ISD high schools with championship games at the Comerica Center in Frisco. The tournament has now grown to 48 varsity girls teams and 48 varsity boys teams.





GEM

Education | Financial Literacy | Mental Health | Physical Health | Sports

Girls Empowered by Mavericks aims to engage, inspire and empower young females (ages 9-14) using physical activity as a backdrop for their continued development and success. Girls will learn to value their whole self, discover and develop their inherent strengths, and receive the support they need to navigate the challenges they face.

MAVS COACHES ASSOCIATION

The Mavs Academy Coaches Association gives coaches the opportunity to connect with the Dallas Mavericks, the NBA and local basketball community. Members can network, build relationships and grow as a coach with the most up-to-date training and resources available. Members of the Coaches Association will help transform the lives of youth in the DFW Metroplex both on and off the court by incorporating the resources, marketing strategies and winning culture of the Mavericks in their coaching toolbox and everyday lives. Once certified, the Coaches Association also provides assets to those who want to improve their teaching techniques and those who embody the values that create great leaders in the community. For more information on any of these programs, visit mavs.com or call 214.747.MAVS.

DANCE CAMPS

Going into year five, the Mavs Academy dance program is the top choice for dance instruction in the DFW Metroplex. Dance camp is perfect for boys and girls who want to have fun dancing as they build their self-confidence.

GAMING CAMPS

Mavs Academy gaming camps are perfect for campers with a passion for playing and learning video games. Gaming camps also include character building talks and guest speakers who share the knowledge and experiences in gaming at the top level.

HEALTH AND WELLNESS

Together with pediatric sports medicine experts at Scottish Rite for Children, the Mavs Academy is committed to providing information for young athletes to excel on and off the court.

The Mavs Academy explores the latest injury prevention and health tips provided by Scottish Rite for Children. With these tools, athletes are better prepared to advance to higher levels and participate in sports throughout their lifetimes.

VIRTUAL CAMPS

The Mavs Academy's No. 1 priority is the safety of our fans, campers, coaches and employees. Mavs Academy is offering a variety of engaging virtual camps. Participants will be able to grow their skills from the comfort and safety of their own homes. Virtual offerings include hoop, Mini Mavs, Skills Training, coaches and community clinics.

Website: www.mavs.com/academy

Twitter: @mavoffcourt

Instagram: @mavsoffcourt

Facebook: mavsoffcourt





INTERNET & STREET MARKETING

MAVS.COM & SOCIAL NETWORKS

For the latest information on the Dallas Mavericks, log on to mavs.com, featuring bios and statistics, up-to-date transactions and exciting stories about your favorite Mavericks. The site also features Mavericks promotions and events that are being held around Dallas-Fort Worth. Mavs.com is part of nba.com, the NBA's official website. Sign up for Mavs Insider and receive exclusive offers, ticket specials, news and more direct to your inbox. Download the official Dallas Mavericks app on your smartphone or tablet to find an immersive ticket-buying experience, 360-degree video with VR support, real-time traffic information and important gameday information.

Follow the Mavs from wherever you are! Connect with other fans on the Mavs official Facebook page (facebook.com/dallasmavs). Experience game nights 280 characters at a time on Twitter (twitter.com/dallasmavs). For behind-the-scenes photos and videos, follow the Mavs on Instagram (@[dallasmavs](https://instagram.com/dallasmavs)). Run through layup lines with the team and join the pregame huddle on Snapchat ([mavs](https://snapchat.com/mavs)) and TikTok ([dallasmavs](https://tiktok.com/dallasmavs)). For everything from emotional milestones to game highlights, watch all our videos at youtube.com/dallasmavericks.

MAVERICKS STREET TEAM

The Dallas Mavericks bring the fun and excitement of the NBA to the streets of the Dallas-Fort Worth Metroplex with the Mavericks Champ, Mavs Man, Maniacs and D-Town. The Mavericks Street Team takes the excitement and entertainment of NBA basketball to neighborhoods throughout the Metroplex. Offering basketball contests, clinics and great prizes, it is nonstop fun for everyone.

For Mavs entertainment team appearance information, please call 214.747.MAVS.





ARENA ENTERTAINMENT



MAVS MANIAACS

The Mavs ManiAACS, an NBA original, are in their 20th full season as the dance troupe of beefy men who entertain Mavs fans during home games.

The ManiAACS, originally created to enhance the game experience for fans during the 2002 playoffs, became instant fan favorites who have continued to add to the festive environment of Mavs games and other special events including three All-Star performances in 2005, 2010 and 2016.

The Mavs ManiAACS have appeared nationally on “The Tonight Show” and “The Best Damn Sport Show Period.” In the summer of 2010, the ManiAACS performed on NBC’s “America’s Got Talent,” where they went all the way to the live Hollywood round and the top 48. The ManiAACS are active in the community, making numerous public appearances throughout the Metroplex.

MAVS DRUMLINE

The Dallas Mavericks Drumline was founded in 2003 by a gifted group of percussionists who perform at every Dallas Mavericks home game on the Budweiser Sound Stage located inside American Airlines Center. Their percussion prowess continues to entertain fans with in-game percussion features, which have resulted in the Dallas Mavericks Drumline being ranked among the best live bands in the NBA. In addition, the Mavs Drumline had the privilege of performing at the 2006 NBA All-Star Game in Houston and the 2010 NBA All-Star Game at AT&T Stadium in Arlington.

DR PEPPER HOOP TROOP

The Dr Pepper Hoop Troop is a high-energy group that can be seen launching T-shirts into the stands with their gigantic slingshots or entertaining the crowd during timeouts at all Mavs home games. In addition to their on-court antics, the Dr Pepper Hoop Troop also appears at Mavs community events in the Dallas-Fort Worth Metroplex. The Dr Pepper Hoop Troop is proudly sponsored by the Dr Pepper Bottling Company of Texas.

D-TOWN CREW

The D-Town Crew, a high energy hip-hop team, made their debut in March 2020. Their second appearance came on March 11, the same night the NBA announced the suspension of the season due to the COVID-19 pandemic. The D-Town Crew performed in several games late the following season when the Mavericks and American Airlines Center welcomed fans back to the arena. Embarking on their first full season in 2021-22, look for the D-Town Crew to perform at midcourt during timeouts and to energize the crowd throughout the game.

For Mavs entertainment team appearance information, please call 214.747.MAVS.





MAVS MASCOTS

MAVSMAN

MavsMan, the Dallas Mavericks' high-flying crusader of the court, continues to grow in popularity with children throughout the DFW Metroplex and around the world.

Over the years, MavsMan has taken his unique brand of highflying entertainment to hundreds of thousands of people in places including Berlin, Barcelona, London, Mexico City, Paris, Shanghai and New York.

In addition to his gameday theatrics and autograph signings, MavsMan appears at local schools, hospitals, parades and community events. He is a goodwill ambassador who exemplifies the positive values of good sportsmanship, teamwork and having a great attitude. Since 1996, MavsMan has inspired and motivated kids to shoot for success by being accountable for doing their best in all aspects of their lives.

CHAMP

Every superhero has a sidekick and MavsMan is no different. Champ is a true "blue" Mavs fan and loves have fun with and entertain his fellow fans. This friendly, furry horse made his debut during the 2002-03 season.

In addition to assisting MavsMan, Champ also entertains the crowd with his own innovative skits and antics. Champ is involved in the DFW community, visiting local schools and hospitals as well as making appearances in parades and other events. Mavs fans now consider the duo as the "Hardest Working Mascots in the NBA."

Both MavsMan and Champ are available to make appearances throughout the year. Call 214.747.MAVS to schedule an appearance. For additional photos and information, visit mavs.com.





DALLAS MAVERICKS

PLAYERS

2021-22 ROSTER
PLAYER BIOS





NO.	PLAYER	POS.	HT.	WT.	BIRTHDATE	PRIOR TO NBA/HOME COUNTRY	NBA EXP.	TWITTER
9	Moses Brown	C	7-2	245	10/13/99	UCLA/USA	2	@MosesBrown_
0	Sterling Brown	G	6-5	219	2/10/95	SMU/USA	4	@thatnegus_sb
13	Jalen Brunson	G	6-1	190	8/31/96	Villanova/USA	3	@jalenbrunson1
25	Reggie Bullock	F/G	6-6	205	3/16/91	North Carolina/USA	8	@ReggieBullock35
3	Trey Burke	G	6-0	185	11/12/92	Michigan/USA	8	@TreyBurke
33	Willie Cauley-Stein	C	7-0	240	8/18/93	Kentucky/USA	6	@THEwillieCS15
77	Luka Dončić	G	6-7	230	2/28/99	Real Madrid/Slovenia	3	@luka7doncic
10	Dorian Finney-Smith	F	6-7	220	5/4/93	Florida/USA	5	@doefinney_10
8	Josh Green	G/F	6-6	210	11/16/00	Arizona/Australia	1	@JoshBGreen
11	Tim Hardaway Jr.	G	6-5	205	3/16/92	Michigan/USA	8	@T_HardJR
14	Feron Hunt	F	6-8	195	7/5/99	SMU/USA	R	@feronhunt11
23	Carlik Jones	G	6-1	185	12/23/97	Louisville/USA	R	@carlikjones
42	Maxi Kleber	F/C	6-10	240	1/29/92	Bayern Munich/Germany	4	@MaxiKleber
51	Boban Marjanović	C	7-4	290	8/15/88	KK Crvena Zvezda/Serbia	6	@BobanMarjanović
30	JaQuori McLaughlin*	G	6-4	190	1/29/98	UC Santa Barbara/USA	R	@Jroc_3
21	Frank Ntilikina	G	6-5	200	7/28/98	Strasbourg/France	4	@FrankLikina
2	Eugene Omoruyi*	F	6-6	235	2/14/97	Oregon/Canada	R	
6	Kristaps Porzingis	F/C	7-3	240	8/2/95	Cajasol Seville/Latvia	5	@kporzee
7	Dwight Powell	C	6-10	240	7/20/91	Stanford/Canada	7	@DwightPowell33
1	Tyrell Terry	G	6-2	170	9/28/00	Stanford/USA	1	@tytery05

*Player under two-way contract.

STAFF

Head Coach: Jason Kidd (California)

Assistant Coaches: Igor Kokoskov (University of Belgrade), Sean Sweeney (St. Thomas), Jared Dudley (Boston College), Greg St. Jean (Wesleyan), Kristi Toliver (Maryland), Darrell Armstrong (Fayetteville State), Peter Patton (DePaul), God Shammgod (Providence)

Director of Player Health and Performance: Casey Smith (Arizona State)

Athletic Performance Director: Jeremy Holsopple (Kentucky)

Head Athletic Trainer: Dionne Calhoun (San Diego State)

Assistant Athletic Trainer: Heather Mau (Adelphi)

PRONUNCIATION GUIDE

Reggie Bullock (Bull-LOCK); **Luka Dončić** (LOO-kuh DON-chitch); **Feron Hunt** (fuh-RON); **Carlík Jones** (car-LEEK); **Maxi Kleber** (CLEE-bah); **Boban Marjanović** (BO-bahn Mar-YAWN-oh-vich); **JaQuori McLaughlin** (juh-Corey muh-GLOCK-lin); **Frank Ntilikina** (nee-lee-KEE-nah); **Eugene Omoruyi** (oh-mo-ROO-ye); **Kristaps Porzingis** (KRIS-taps Por-ZING-is); **Tyrell Terry** (TIE-rell)

HOW THE MAVERICKS WERE BUILT

FREE AGENTS

2021	- Sterling Brown (Signed by Dallas 8/10/21) - Reggie Bullock (Signed by Dallas 8/6/21) - Tim Hardaway Jr. (Signed 8/9/21) - Feron Hunt (Signed by Dallas 8/21/21) - Carlík Jones (Signed by Dallas 8/21/21) - Boban Marjanović (Re-signed 8/10/21) - JaQuori McLaughlin (Signed to a two-way contract by Dallas 9/3/21) - Frank Ntilikina (Signed by Dallas 9/16/21) - Eugene Omoruyi (Signed to two-way contract by Dallas 8/13/21)
2020	- Trey Burke (Signed by Dallas 12/1/20) - Willie Cauley-Stein (Signed by Dallas 12/1/20)
2019	- Kristaps Porzingis (Signed 7/12/19)
2018	- Luka Dončić (Signed contract extension 8/10/21)
2017	- Maxi Kleber (Re-signed 7/10/19)
2016	- Dorian Finney-Smith (Re-signed 7/11/19) - Dwight Powell (Signed to a contract extension 7/6/19)

OBTAINED VIA TRADE

2021	- Moses Brown (Acquired by Dallas from Boston in exchange for Josh Richardson 7/31/21)
-------------	--

OBTAINED VIA DRAFT

2020	- Josh Green (Drafted by Dallas 1st round, 18th overall, in 2020) - Tyrell Terry (Drafted by Dallas 2nd round, 31st overall, in 2020)
2018	- Jalen Brunson (Drafted by Dallas 2nd round, 33rd overall, in 2018)





MOSES BROWN



3RD SEASON IN THE NBA

1ST SEASON WITH THE MAVS

HEIGHT
7'2"WEIGHT
245BIRTHDAY
10.13.99ACQUIRED
ACQUIRED FROM BOS (7/31/21)PRIOR TO NBA
UCLACOUNTRY
USA**CENTER**

CAREER NOTES AND TRANSACTIONS

- » Went undrafted in the 2019 NBA Draft.
- » Signed a two-way contract with Portland (10/17/19).
- » Signed a two-way contract with Oklahoma City (12/8/20)...signed a multi-year contract with Oklahoma City (3/28/21).
- » Traded by Oklahoma City along with Al Horford and a 2023 second round pick to Boston for Kemba Walker, a 2021 first round pick and a second round pick (6/18/21).
- » Traded to Dallas in exchange for Josh Richardson (7/31/21).

PROFESSIONAL CAPSULE

- » Owns career averages of 7.3 points (.540% FG), 7.6 rebounds, 0.9 blocks and 18.3 minutes in 52 games (32 starts) for Portland and Oklahoma City.

SEASON HIGHLIGHTS

2020-21 (Oklahoma City and G League Oklahoma City Blue):

- » Averaged 8.6 points, 8.9 rebounds, 1.1 blocks and 21.4 minutes in 43 games (32 starts) with OKC.
- » Shot 54.5% (146-268 FG) from the field and 61.9% (78-126 FT) from the line.
- » As a starter, averaged 9.6 points, 10.4 rebounds, 1.2 blocks and 24.7 minutes.
- » 18 double figure games, including four 20-point efforts...12 double-doubles.
- » 20 points, 16 rebounds and 5 blocks at CHI (3/16/21), making him the only Thunder player besides Serge Ibaka and one of five NBA sophomores in the last 10 years to register a 20-point, 15-rebound, 5-block stat line (Anthony Davis, Joel Embiid, Nikola Jokić, Myles Turner).
- » 21 points (8-10 FG) and a career-high 23 rebounds, including 17 points and 19 boards in the first half, vs. BOS (3/27/21)...became first player since Shaquille O'Neal (1998) to produce 17 points and 19 boards in a single half...19 first half boards also set a franchise record for most in a half and were the most by any NBA player in a half for the season.
- » Career-high 24 points (12-19 FG), 18 rebounds (10 DR), 3 assists and career-high 7 blocks in 38 minutes vs. LAC (5/16/21).
- » Missed 17 games on G League assignment with Oklahoma City Blue...appeared in 14 games (all starts), averaging a team-leading 18.9 points (.549% FG), G League-leading 13.9 rebounds and 1.7 blocks in 26.4 minutes...earned NBA G League Player of the Week honors for Week 2...11 double-doubles...first 20/20 game with 24 points and career-best 20 rebounds along with 4 blocks vs. Fort Wayne (2/16/21)...missed one game (rest).

2019-20 (Portland and G League Texas Legends):

- » As a two-way player, appeared in nine NBA games and averaged 1.2 points and 1.6 rebounds in 3.7 minutes.
- » Made NBA debut vs. ATL (11/10/19).
- » Scored first NBA points at CHI (11/25/19), tallying 4 points, 2 rebounds and 1 steal in 4 minutes.
- » While on assignment with the Texas Legends of the NBA G League, saw action in 30 games and averaged 14.4 points, team-high 7.7 rebounds and team-best 1.3 blocks in 19.4 minutes...shot team-leading 64.1% FG.

COLLEGE CAPSULE

- » Played one season for UCLA, appearing in 32 games (31 starts) and averaging 9.7 points and team-leading 8.3 rebounds...named to the Pac-12 All-Freshman Team and earned honorable mention on the Pac-12 All-Defensive Team...midway through the season, was listed as one of 10 semifinalists for the Kareem Abdul-Jabbar Center of the Year Award...led UCLA in FG% (.607, 3rd in Pac-12), rebounds (266), rebounds (8.3, 4th Pac-12) and total blocks (62)...single-season total of 62 blocks ranks No. 4 on the school's single-season list...in addition, 62 blocks ranks No. 9 on the Pac-12's freshman season blocks list...registered a team-leading nine double-doubles and scored in double figures 16 times...recorded at least 10 rebounds in 11 contests, including a season-best 17 rebounds in his collegiate debut vs. Purdue Fort Wayne (11/6/18)...became first Bruin with at least 19 points and 17 rebounds in collegiate debut since Abdul-Jabbar (then Lew Alcindor) scored a then-school-record 56 points and grabbed 21 rebounds vs. USC (12/3/66)...season-highs of 23 points and 8 blocks vs. Saint Francis (11/16/18)...since UCLA began officially recording blocks (1978-79), only three other Bruins had recorded at least eight blocks in one game.

PERSONAL CAPSULE

- » Full name is Moses Shirief-Lamar Brown...son of Malcolm Brown and Wanda Williams.
- » Was a four-year varsity basketball letterwinner at Archbishop Molloy High School (Queens)...as a senior (2017-18), averaged 26.0 points, 17.0 rebounds and 6.0 blocks as Archbishop Molloy advanced to the CHSAA city semifinals for the second straight year...was ranked nationally No. 18 in his high school class by ESPN.com, No. 20 by Rivals.com and No. 21 by 247sports.com...in addition, was rated as the No. 2 player in New York by NYHoops.net...named the 2018 MVP of the Catholic High School Athletic Association (CHSAA)...named first team all-state on the American Family Insurance All-USA New York Boys Basketball Team in 2017-18...finished with 11 points, 5 rebounds and 2 blocks in 13 minutes off the bench in the 2018 McDonald's All-American Game (Atlanta)...became first Archbishop Molloy student-athlete to secure McDonald's All-America acclaim since Kenny Anderson (1989)...was invited to compete in the 2018 BallIsLife All-America Game after his senior season...secured CHSAA "AA" first team all-league acclaim as a junior when he averaged 20.3 points, 13.9 rebounds and 4.0 blocks.
- » On Twitter [@MosesBrown_](#).





MOSES BROWN - NBA REGULAR SEASON STATISTICS

SEASON	TEAM	GP	GS	MIN	FG	FGA	FG%	3PM	3PA	3P%	FT	FTA	FT%	OR	DR	TOT	A	ST	TO	BS	PTS	PPG
2019-20	POR	9	0	33	4	10	.400	0	0	.000	3	8	.375	3	11	14	1	1	3	1	11	1.2
2020-21	OKC	43	32	920	146	268	.545	0	0	.000	78	126	.619	154	229	383	10	31	43	47	370	8.6
TOTALS		52	32	953	150	278	.540	0	0	.000	81	134	.604	157	240	397	11	32	46	48	381	7.3
PER GAME		--	--	18.3	2.9	5.3	--	0.0	0.0	--	1.6	2.6	--	3.0	4.6	7.6	0.2	0.6	0.9	0.9	7.3	--

	REG CAREER HIGHS		2020-21 REG HIGHS
PTS	24 vs. LAC 5/16/21	PTS	24 vs. LAC 5/16/21
FGM	12 vs. LAC 5/16/21	FGM	12 vs. LAC 5/16/21
FGA	19 vs. LAC 5/16/21	FGA	19 vs. LAC 5/16/21
3FGM	--	3FGM	--
3FGA	--	3FGA	--
FTM	8 vs. TOR 3/31/21	FTM	8 vs. TOR 3/31/21
FTA	10 vs. DAL 3/29/21	FTA	10 vs. DAL 3/29/21
OREB	8 3 times	OREB	8 3 times
DREB	17 vs. BOS 3/27/21	DREB	17 vs. BOS 3/27/21
TREB	23 vs. BOS 3/27/21	TREB	23 vs. BOS 3/27/21
ASTS	3 vs. LAC 5/16/21	ASTS	3 vs. LAC 5/16/21
STLS	2 8 times	STLS	2 8 times
BLKS	7 vs. LAC 5/16/21	BLKS	7 vs. LAC 5/16/21
MINS	38 vs. LAC 5/16/21	MINS	38 vs. LAC 5/16/21





2020-21 GAME-BY-GAME REGULAR SEASON STATISTICS (OKC)

DATE	OPP	P/S	MIN	FG	FGA	FG%	3PM	3PA	3P%	FT	FTA	FT%	OR	DR	TOT	A	ST	BS	TO	PF	+/-	PTS	W/L	SCORE
12/26/20	at CHA	P										[Did not play]											W	109-107
12/28/20	UTA	P										[Did not play]											L	109-110
12/29/20	ORL	P										[Did not play]											L	107-118
12/31/20	NOP	P	03:08	0	1	.000	0	0	.000	0	2	.000	0	2	2	0	0	1	0	0	-6	0	L	80-113
01/02/21	at ORL	P										[Did not play]											W	108-99
01/04/21	at MIA	P	5:48	1	1	1.000	0	0	.000	3	8	.375	1	2	3	0	1	0	0	0	1	5	L	90-118
01/06/21	at NOP	P										[Did not play]											W	111-110
01/08/21	at NYK	P										[Did not play]											W	101-89
01/10/21	at BKN	P	0:56	0	0	.000	0	0	.000	0	0	.000	0	0	0	0	0	0	0	0	2	0	W	129-116
01/12/21	SAS	P										[Did not play]											L	102-112
01/13/21	LAL	P	5:59	2	3	.667	0	0	.000	2	2	1.000	1	2	3	1	0	1	0	2	-7	6	L	99-128
01/15/21	CHI	P										[Did not play]											W	127-125 (OT)
01/19/21	at DEN	P	05:41	2	2	1.000	0	0	.000	2	2	1.000	0	2	2	0	0	0	0	1	0	6	L	101-119
01/22/21	at LAC	P										[Did not play]											L	106-120
01/24/21	at LAC	P										[Did not play]											L	100-108
01/25/21	at POR	P										[Did not play]											W	125-122
01/27/21	at PHX	P										[Did not play]											W	102-97
01/29/21	BKN	P	4:44	2	2	1.000	0	0	.000	0	0	.000	1	0	1	2	0	0	0	0	1	4	L	125-147
02/01/21	HOU	P	5:03	0	1	.000	0	0	.000	0	0	.000	1	3	4	0	0	2	1	1	-2	0	L	106-136
02/03/21	HOU	P										Inactive - GLeague Two-Way											W	104-87
02/05/21	MIN	P										Inactive - GLeague Two-Way											L	103-106
02/06/21	MIN	P										Inactive - GLeague Two-Way											W	120-118
02/08/21	at LAL	P										Inactive - GLeague Two-Way											L	112-119 (OT)
02/10/21	at LAL	P										Inactive - GLeague Two-Way											L	113-114 (OT)
02/12/21	at DEN	P										Inactive - GLeague Two-Way											L	95-97
02/14/21	MIL	P										Inactive - GLeague Two-Way											W	114-109
02/16/21	POR	P										Inactive - GLeague Two-Way											L	104-115
02/17/21	at MEM	P										Inactive - GLeague Two-Way											L	113-122
02/19/21	at MIL	P										Inactive - GLeague Two-Way											L	85-98
02/21/21	at CLE	P										Inactive - GLeague Two-Way											W	117-101
02/22/21	MIA	P										Inactive - GLeague Two-Way											L	94-108
02/24/21	SAS	P										Inactive - GLeague Two-Way											W	102-99
02/26/21	ATL	P										Inactive - GLeague Two-Way											W	118-109
02/27/21	DEN	P										Inactive - GLeague Two-Way											L	96-126
03/03/21	at DAL	P										Inactive - GLeague Two-Way											L	78-87
03/04/21	at SAS	P										Inactive - GLeague Two-Way											W	107-102
03/11/21	DAL	P	19:15	3	8	.375	0	0	.000	2	2	1.000	5	7	12	0	0	1	1	2	1	8	W	116-108
03/13/21	NYK	P	26:39	4	5	.800	0	0	.000	1	2	.500	2	7	9	0	1	1	1	4	-18	9	L	97-119
03/14/21	MEM	S	24:11	5	6	.833	0	0	.000	3	3	1.000	2	2	4	1	1	1	1	6	2	13	W	128-122
03/16/21	at CHI	S	29:48	9	16	.563	0	0	.000	2	3	.667	8	8	16	0	0	5	1	6	-18	20	L	102-123
03/18/21	at ATL	P	23:28	2	6	.333	0	0	.000	1	2	.500	2	1	3	0	1	1	0	1	-2	5	L	93-116
03/21/21	at HOU	S	28:03	5	8	.625	0	0	.000	3	6	.500	8	6	14	0	1	0	2	3	2	13	W	114-112
03/22/21	at MIN	S	33:52	2	6	.333	0	0	.000	0	0	.000	5	13	18	0	1	3	2	3	10	4	W	112-103
03/24/21	MEM	P	30:58	7	9	.778	0	0	.000	5	9	.556	2	10	12	0	2	2	1	1	7	19	L	107-116
03/27/21	BOS	S	32:44	8	10	.800	0	0	.000	5	8	.625	6	17	23	0	0	0	2	0	-5	21	L	94-111
03/29/21	DAL	S	29:39	1	5	.200	0	0	.000	4	10	.400	3	6	9	0	2	2	1	0	-24	6	L	106-127
03/31/21	TOR	S	30:05	6	10	.600	0	0	.000	8	9	.889	7	5	12	0	0	1	0	1	-2	20	W	113-103
04/02/21	at PHX	S	23:46	0	4	.000	0	0	.000	1	2	.500	3	4	7	0	1	1	1	1	-19	1	L	103-140
04/03/21	at POR	S	23:04	4	7	.571	0	0	.000	2	4	.500	6	8	14	0	0	0	1	5	-39	10	L	85-133
04/05/21	DET	S	25:59	4	7	.571	0	0	.000	3	4	.750	2	3	5	0	0	2	1	3	-27	11	L	108-132
04/07/21	CHA	S	27:04	2	8	.250	0	0	.000	1	3	.333	7	3	10	0	0	1	2	2	-7	5	L	102-113
04/08/21	CLE	S	31:09	6	10	.600	0	0	.000	1	1	1.000	2	9	11	0	1	1	1	2	-9	13	L	102-129
04/10/21	PHI	S	19:05	3	5	.600	0	0	.000	0	0	.000	2	4	6	0	0	0	1	2	-15	6	L	93-117
04/13/21	at UTA	S	26:09	4	8	.500	0	0	.000	4	4	1.000	5	10	15	0	2	1	2	4	10	12	L	96-106
04/14/21	GSW	S	28:03	8	13	.615	0	0	.000	2	3	.667	7	5	12	0	2	2	4	3	-15	18	L	109-147
04/16/21	at DET	S	24:15	5	9	.556	0	0	.000	2	3	.667	4	4	8	0	0	2	1	2	-19	12	L	104-110
04/18/21	at TOR	S	20:15	0	3	.000	0	0	.000	0	0	.000	1	3	4	0	0	0	1	3	-19	0	L	106-112
04/19/21	at WAS	S	16:23	0	3	.000	0	0	.000	0	0	.000	2	4	6	0	1	1	1	4	-14	0	L	107-119
04/21/21	at IND	S	16:30	5	8	.625	0	0	.000	2	2	1.000	6	5	11	1	2	0	1	0	-1	12	L	116-122
04/23/21	WAS	S	06:50	1	2	.500	0	0	.000	0	0	.000	1	0	1	0	1	1	0	4	-8	2	L	109-129
04/26/21	at PHI	S	27:19	5	8	.625	0	0	.000	1	2	.500	3	5	8	1	1	0	3	2	-13	11	L	90-121
04/27/21	at BOS	S	12:04	3	4	.750	0	0	.000	2	2	1.000	3	4	7	0	0	0	1	1	1	8	W	119-115
04/29/21	NOP	S	32:15	2	5	.400	0	0	.000	1	2	.500	4	14	18	1	2	0	3	4	-7	5	L	95-109
05/01/21	IND	S	17:55	7	9	.778	0	0	.000	2	3	.667	5	2	7	0	0	0	1	3	-24	16	L	95-152
05/02/21	PHX	S	14:23	2	3	.667	0	0	.000	0	2	.000	3	3	6	0	1	1	0	1	6	4	L	120-123
05/04/21	SAC	S	29:32	3	8	.375	0	0	.000	0	0	.000	7	10	17	0	2	0	0	1	-4	6	L	99-103
05/06/21	at GSW	S	27:33	1	3	.333	0	0	.000	0	0	.000	2	6	8	0	1	1	1	4	-18	2	L	97-118
05/08/21	at GSW	S	19:43	2	8	.250	0	0	.000	2	4	.500	5	3	8	0	0	1	1	2	-21	6	L	97-136
05/09/21	at SAC	S	25:57	3	4	.750	0	0	.000	6	7	.857	3	5	8	0	2	3	0	4	-27	12	L	98-126
05/11/21	at SAC	S	27:26	3	7	.429	0	0	.000	4	8	.500	6	7	13	0	1	1	3	0	-1	10	L	106-122
05/14/21	UTA	S	19:45	2	4	.500	0	0	.000	1	2	.500	3	5	8	0	1	0	0	5	-15	5	L	93-109
05/16/21	LAC	S	37:51	12	19	.632	0	0	.000	0	0	.000	8	10	18	3	0	7	0	0	0	24	W	117-112
2020	TTL	43-32	920.3	146	268	.545	0	0	.000	78	126	.619	154	229	383	10	31	47	43	93	-363	370	22-50	
2020	AVG	--	21.4	3.4																				



STERLING BROWN



5TH SEASON IN THE NBA

1ST SEASON WITH THE MAVS

HEIGHT
6'5"WEIGHT
219BIRTHDAY
2.10.95ACQUIRED
SIGNED (8/10/21)PRIOR TO NBA
SMUCOUNTRY
USA

GUARD

CAREER NOTES AND TRANSACTIONS

- » Selected by Philadelphia in the second round (46th overall pick) of the 2017 NBA Draft.
- » Traded by Philadelphia to Milwaukee in exchange for cash considerations (7/6/17)...signed by Milwaukee (7/7/17).
- » Signed by Houston (11/25/20).
- » Signed by Dallas (8/10/21).

PROFESSIONAL CAPSULE

- » Holds career averages of 5.9 points, 3.4 rebounds, 1.1 assists and 17.7 minutes in 215 games (26 starts) with Milwaukee and Houston...shoots 42.6% (472-1,108 FG) from the field, 37.4% (220-589 3FG) from 3-point range and 78.1% (107-137 FT) from the line.
- » Over three seasons with Milwaukee, was one of five players with at least 100 games played to average at least 5.0 points, 3.0 rebounds and 1.0 assists in fewer than 16.0 minutes (only one listed shorter than 6-9).

SEASON HIGHLIGHTS

2020-21 (Houston):

- » Averaged career highs of 8.2 points, 3.4 rebounds, 1.4 assists (also 2018-19) and 24.1 minutes in 51 games (14 starts) while shooting 44.8% (150-335 FG) from the field, career-best 42.3% (91-215 3FG) from 3-point range and 80.6% (25-31 FT) from the line.
- » Was one of three players listed 6-5 or shorter to have averaged at least 8.0 points, 4.0 rebounds and 1.0 assists.
- » As a starter, averaged 11.3 points, 5.6 rebounds and 1.1 assists in 31.8 minutes.
- » Scored 10+ points 18 times, including 20+ twice...grabbed 10+ rebounds five times...two double-doubles.
- » Season-high 23 points (9-17 FG, 3-7 3FG, 2-2 FT), 7 rebounds, 3 assists and 2 steals in 37 minutes at SAS (1/14/21).
- » 20 points (7-10 FG), 4-7 3FG, 2-2 FT), 10 rebounds, 2 assists and 1 block in 34 minutes vs. TOR (3/22/21).
- » Missed two games (1/16-1/18/21) with right lower leg soreness, 15 games (4/12-5/8/21) with left knee soreness and four games (5/10-5/16/21) with head/face lacerations.

2019-20 (Milwaukee):

- » In 52 games (1 start), averaged 5.1 points (.371% FG, .324% 3FG, .800% FT), 3.5 rebounds and 1.0 assists in 14.8 minutes.
- » Scored in double-figures seven times, including 20+ once...10+ rebounds three times, including one double-double.
- » Missed three games (11/29-12/2/19) with a right AC joint sprain and one game (1/24/20) due to illness.

2018-19 (Milwaukee and G League Wisconsin Herd):

- » In 58 games (7 starts), averaged 6.4 points (.465% FG, .361% 3FG, .690% FT), 3.2 rebounds and 1.4 assists in 17.8 minutes.
- » Scored in double-figures 17 times, including 20+ once.
- » Over final nine games of season, averaged 12.9 points (.495% FG), 5.1 rebounds and 2.4 assists in 27.8 minutes.
- » Appeared in three games while assigned to the Wisconsin Herd of the NBA G League and averaged 19.0 points (.471% FG, .333% 3FG), 7.0 rebounds, 4.0 assists and 1.7 steals in 36.3 minutes.
- » Missed 13 games (2/25-3/20/19) with right wrist soreness.

2017-18 (Milwaukee and G League Wisconsin Herd):

- » In 54 games (4 starts), averaged 4.0 points (.400% FG, .352% 3FG, .875% FT) and 2.6 rebounds in 14.4 minutes.
- » Scored in double figures seven times.
- » Appeared in three games with the Wisconsin Herd of the NBA G League and averaged 21.7 points (.421% FG, .857% FT), 6.0 rebounds, 2.0 assists and 2.0 steals in 32.7 minutes.
- » Missed one game (4/7/18) due to personal reasons.

PLAYOFF CAPSULE

- » **2020 (MIL):** Appeared in one game for 4 minutes in the first round series vs. ORL.
- » **2019 (MIL):** In 11 games (5 starts) during run to the Conference Finals, averaged 4.1 points, 2.7 rebounds and 1.7 assists in 14.7 minutes...11 points, 3 rebounds, 7 assists, 3 steals and 1 block in Game 1 of the first round vs. DET (4/14/19)...9 points, 13 rebounds, 6 assists and 1 steal in Game 4 at DET (4/22/19).
- » **2018 (MIL):** Appeared in three games during first round series vs. BOS, scoring 7 points (3-5 FG, 1-3 3FG) with 2 rebounds in 13 total minutes.

COLLEGE CAPSULE

- » Finished four-year career at SMU with the most wins (109) in school history...increased scoring average across all four seasons, from 4.4 points as a freshman to 13.4 points as a senior...for his career, shot 45.1% (2nd in SMU history; 128-284 3FG) from 3-point range...had 61 3FG in 35 games as a senior after having 67 in 101 games over first three seasons.
- » **2016-17:** Named All-AAC Second Team as a senior while helping the Mustangs to a 30-5 mark...averaged career highs of 13.4 points (13th in AAC), 6.5 rebounds (16th AAC), 3.0 assists (14th AAC) and 1.4 steals (7th AAC) in 32.7 minutes in 35 games (34 starts)...shot 45.9% from the field, 44.9% from 3-point range and 79.1% from the line (8th AAC)...six double-doubles...scored 10+ points in 28 games (including last 13)...other honors included 2017 Reese's® Division I College All-Star West Team, All-AAC Tournament Team, AAC Player of the Week (2/6/17), AAC Honor Roll (1/2/17)...career-high 27 points (9-15 FG, 4-7 3FG, 5-5 FT), including 24 points in second half, with 5 rebounds, 1 assist, 1 steal and 1 block at Tulsa (2/4/17).





- » **2015-16:** In 30 games (29 starts), averaged 10.1 points, 4.4 rebounds, 2.6 assists (15th AAC) and 1.1 steals (15th AAC) as a junior...shot 60.2% (2nd AAC; 109-181 FG) from the field and AAC-leading and SMU program record 53.6% (30-56 3FG) from 3-point range...23 points (10-11 FG, 1-2 3FG, 2-2 FT) with 6 rebounds, 3 steals, 2 assists and 1 block vs. Hampton (12/17/15)...first career double-double of 10 points and 11 rebounds with 3 assists, 1 block and 1 steal vs. Nicholls (12/16/15).
- » **2014-15:** As a sophomore, played in 34 games (17 starts) and averaged 5.2 points, 4.6 rebounds and 2.1 assists...appeared in one NCAA Tournament game with 2 points (1-3 FG), 3 rebounds, 3 assists, 2 steals and 1 block vs. UCLA (3/19/15) as AAC Tournament champions...in AAC Tournament final, 4 points (2-5 FG), 12 rebounds and 2 blocks vs. UConn (3/15/15).
- » **2013-14:** Played in all 37 games (26 starts), averaging 4.4 points and 3.8 rebounds in 19.4 minutes as a freshman...8 points and team-high 7 rebounds 68-54 first round NIT win over UC Irvine.

PERSONAL CAPSULE

- » Father, Chris Brown, was a police officer in the Chicago metro area for 30 years.
- » Attended Proviso East H.S. (Maywood, IL) which produced several NBA players, including Mavericks assistant general manager/VP of basketball operations Michael Finley, Doc Rivers and his brother Shannon Brown.
- » In November 2020, was part of a coalition of NBA players who traveled to the Vatican to meet Pope Francis and discuss social justice efforts.
- » Played two summers (2014, 2015) for the Global Sports Academy U.S. team...team went 5-0 in 2015.
- » Majored in sport management.
- » On Twitter [@thatnegus_sb](#).

STERLING BROWN - NBA REGULAR SEASON STATISTICS

SEASON	TEAM	GP	GS	MIN	FG	FGA	FG%	3PM	3PA	3P%	FT	FTA	FT%	OR	DR	TOT	A	ST	TO	BS	PTS	PPG
2017-18	MIL	54	4	776	82	205	.400	32	91	.352	21	24	.875	27	116	143	25	31	25	13	217	4.0
2018-19	MIL	58	7	1,034	145	312	.465	53	147	.361	29	42	.690	29	155	184	84	25	46	8	372	6.4
2019-20	MIL	52	1	767	95	256	.371	44	136	.324	32	40	.800	31	152	183	51	29	42	7	266	5.1
2020-21	HOU	51	14	1,229	150	335	.448	91	215	.423	25	31	.806	38	186	224	72	38	41	12	416	8.2
TOTALS		215	26	3,806	472	1,108	.426	220	589	.374	107	137	.781	125	609	734	232	123	154	40	1,271	5.9
PER GAME		--	--	17.7	2.2	5.2	--	1.0	2.7	--	0.5	0.6	--	0.6	2.8	3.4	1.1	0.6	0.7	0.2	5.9	--

STERLING BROWN - NBA POSTSEASON STATISTICS

SEASON	TEAM	GP	GS	MIN	FG	FGA	FG%	3PM	3PA	3P%	FT	FTA	FT%	OR	DR	TOT	A	ST	TO	BS	PTS	PPG
2017-18	MIL	3	0	13	3	5	.600	1	3	.333	0	0	.000	1	1	2	0	1	0	0	7	2.3
2018-19	MIL	11	5	162	15	38	.395	7	21	.333	8	11	.727	4	26	30	19	6	8	3	45	4.1
2019-20	MIL	1	0	4	0	1	.000	0	1	.000	0	0	.000	0	1	1	0	0	0	0	0	0.0
TOTALS		15	5	178	18	44	.409	8	25	.320	8	11	.727	5	28	33	19	7	8	3	52	3.5
PER GAME		--	--	11.9	1.2	2.9	--	0.5	1.7	--	0.5	0.7	--	0.3	1.9	2.2	1.3	0.5	0.5	0.2	3.5	--

	REG CAREER HIGHS		2019-20 POST HIGHS		2020-21 REG HIGHS
PTS	27 at ATL 3/31/19	PTS	--	PTS	23 at SAS 1/14/21
FGM	10 at ATL 3/31/19	FGM	--	FGM	9 at SAS 1/14/21
FGA	22 at ATL 3/31/19	FGA	1 at ORL 8/22/20	FGA	17 at SAS 1/14/21
3FGM	5 2 times	3FGM	--	3FGM	4 4 times
3FGA	10 at ATL 3/31/19	3FGA	1 at ORL 8/22/20	3FGA	8 2 times
FTM	5 vs. CHA 1/25/19	FTM	--	FTM	3 vs. WAS 1/26/21
FTA	5 2 times	FTA	--	FTA	3 2 times
OREB	3 9 times	OREB	--	OREB	3 3 times
DREB	11 vs. HOU 3/26/19	DREB	1 at ORL 8/22/20	DREB	10 3 times
TREB	12 at SAC 1/10/20	TREB	1 at ORL 8/22/20	TREB	11 2 times
ASTS	6 2 times	ASTS	--	ASTS	5 at CHA 2/8/21
STLS	4 vs. LAL 1/12/21	STLS	--	STLS	4 vs. LAL 1/12/21
BLKS	2 4 times	BLKS	--	BLKS	2 2 times
MINS	39 at PHI 1/20/18	MINS	4 at ORL 8/22/20	MINS	37 at UTA 3/12/21






2020-21 GAME-BY-GAME REGULAR SEASON STATISTICS (HOU)

DATE	OPP	P/S	MIN	FG	FGA	FG%	3PM	3PA	3P%	FT	FTA	FT%	OR	DR	TOT	A	ST	BS	TO	PF	+/-	PTS	W/L	SCORE
12/26/20	at POR	P	20:12	4	5	.800	2	3	.667	0	0	.000	0	1	1	0	0	0	1	3	-6	10	L	126-128 (OT)
12/28/20	at DEN	P	30:40	5	8	.625	2	5	.400	0	0	.000	1	3	4	2	1	0	0	3	-18	12	L	111-124
12/31/20	SAC	P	12:28	2	2	1.000	2	2	1.000	0	0	.000	0	1	1	1	1	0	0	2	-6	6	W	122-119
01/02/21	SAC	P	26:23	4	6	.667	3	5	.600	0	0	.000	0	6	6	1	1	0	0	2	8	11	W	102-94
01/04/21	DAL	P	15:37	1	5	.200	1	4	.250	2	2	1.000	0	1	1	0	0	0	0	1	7	5	L	100-113
01/06/21	at IND	P	13:47	1	2	.500	0	0	.000	0	0	.000	0	2	2	0	1	0	0	1	-15	2	L	107-114
01/08/21	ORL	P	18:10	3	4	.750	3	4	.750	0	0	.000	1	4	5	0	0	0	0	3	21	9	W	132-90
01/10/21	LAL	P	13:12	2	6	.333	1	4	.250	0	0	.000	2	1	3	2	0	0	0	0	8	5	L	102-120
01/12/21	LAL	P	17:55	1	7	.143	0	3	.000	0	0	.000	2	0	2	1	4	0	1	2	-9	2	L	100-117
01/14/21	at SAS	S	36:36	9	17	.529	3	7	.429	2	2	1.000	2	5	7	3	2	0	1	1	0	23	W	109-105
01/16/21	at SAS	P																						91-103
01/18/21	at CHI	P																						120-125
01/20/21	PHX	P	21:18	2	3	.667	0	0	.000	0	0	.000	0	1	1	2	2	0	1	0	8	4	L	103-109
01/22/21	at DET	P	25:38	5	9	.556	4	6	.667	0	0	.000	3	5	8	2	0	0	1	3	1	14	W	103-102
01/23/21	at DAL	P	18:02	2	6	.333	0	2	.000	0	0	.000	1	2	3	3	1	1	0	3	3	4	W	133-108
01/26/21	WAS	P	15:34	2	4	.500	1	2	.500	3	3	1.000	0	5	5	1	1	1	1	1	22	8	W	107-88
01/28/21	POR	P	20:42	2	7	.286	2	5	.400	0	0	.000	0	3	3	1	2	1	1	1	5	6	W	104-101
01/30/21	at NOP	P	18:12	3	7	.429	2	5	.400	0	0	.000	0	3	3	3	0	0	0	4	11	8	W	126-112
02/01/21	at OKC	P	18:12	0	4	.000	0	2	.000	0	0	.000	0	0	0	1	1	0	1	3	7	0	W	136-106
02/03/21	at OKC	P	22:25	4	8	.500	3	6	.500	0	0	.000	1	5	6	3	2	2	1	2	-10	11	L	87-104
02/04/21	at MEM	P	27:22	4	6	.667	1	3	.333	0	0	.000	2	5	7	3	1	0	2	2	-11	9	W	115-103
02/06/21	SAS	P	7:55	0	3	.000	0	2	.000	0	0	.000	0	0	0	1	1	0	0	0	1	0	L	106-111
02/08/21	at CHA	P	28:13	3	9	.333	1	6	.167	1	1	1.000	1	6	7	5	1	0	1	3	-11	8	L	94-119
02/09/21	at NOP	P	25:36	4	6	.667	3	4	.750	0	0	.000	1	5	6	3	2	0	0	2	-2	11	L	101-130
02/11/21	MIA	P	24:49	1	6	.167	1	5	.200	0	0	.000	2	5	7	3	0	0	1	2	-3	3	L	94-101
02/13/21	at NYK	P	25:35	4	8	.500	3	5	.600	0	0	.000	0	6	6	0	0	0	0	1	-28	11	L	99-121
02/15/21	at WAS	P	25:07	3	7	.429	1	4	.250	2	2	1.000	1	3	4	2	0	1	3	3	-1	9	L	119-131
02/17/21	at PHI	P	26:06	1	5	.200	1	4	.250	0	0	.000	0	3	3	3	1	1	0	5	-5	3	L	113-118
02/22/21	CHI	P	27:41	6	9	.667	4	4	1.000	0	1	.000	0	4	4	2	0	0	1	0	7	16	L	100-120
02/24/21	at CLE	P	18:53	1	3	.333	0	2	.000	0	0	.000	1	4	5	2	1	0	0	1	-3	2	L	96-112
02/26/21	at TOR	P	19:23	1	3	.333	1	3	.333	0	0	.000	0	10	10	1	0	0	1	2	-2	3	L	111-122
02/28/21	MEM	P	27:49	1	8	.125	1	8	.125	2	2	1.000	1	5	6	3	2	0	4	5	-30	5	L	84-133
03/01/21	CLE	P	30:42	2	8	.250	2	7	.286	2	2	1.000	0	5	5	0	2	0	1	1	-4	8	L	90-101
03/03/21	BKN	S	33:09	3	5	.600	3	5	.600	0	0	.000	0	3	3	1	1	0	1	2	-12	9	L	114-132
03/11/21	at SAC	S	31:17	3	7	.429	2	6	.333	0	0	.000	3	7	10	1	0	1	2	1	-5	8	L	105-125
03/12/21	at UTA	S	37:19	6	16	.375	3	8	.375	0	0	.000	1	2	3	1	1	0	0	3	-19	15	L	99-114
03/14/21	BOS	S	28:57	2	7	.286	1	6	.167	2	2	1.000	0	1	1	1	1	0	0	0	-13	7	L	107-134
03/16/21	ATL	S	36:24	3	6	.500	2	3	.667	0	1	.000	1	10	11	1	2	1	2	6	6	8	L	107-119
03/17/21	GSW	S	33:49	1	7	.143	0	5	.000	2	2	1.000	1	4	5	2	0	0	2	0	-3	4	L	94-108
03/19/21	DET	P	23:04	1	3	.333	1	2	.500	0	0	.000	1	2	3	0	0	0	0	3	-6	3	L	100-113
03/21/21	OKC	P	17:50	0	3	.000	0	2	.000	0	0	.000	1	2	3	0	0	0	1	2	-5	0	L	112-114
03/22/21	TOR	S	33:42	7	10	.700	4	7	.571	2	2	1.000	1	9	10	2	0	1	0	2	24	20	W	117-99
03/24/21	CHA	S	28:00	2	7	.286	2	5	.400	0	0	.000	0	2	2	1	0	0	0	0	-16	6	L	97-122
03/26/21	at MIN	S	36:17	4	10	.400	3	5	.600	0	0	.000	1	10	11	1	0	2	1	4	-4	11	L	101-107
03/27/21	at MIN	S	23:08	6	8	.750	4	6	.667	0	0	.000	3	4	7	0	0	0	2	1	9	16	W	129-107
03/29/21	MEM	P	21:25	3	7	.429	2	4	.500	2	2	1.000	1	6	7	0	1	0	0	1	-9	10	L	110-120
03/31/21	at BKN	S	31:20	4	8	.500	3	7	.429	0	0	.000	0	1	1	0	0	0	1	2	-6	11	L	108-120
04/02/21	at BOS	S	27:49	3	7	.429	2	3	.667	0	0	.000	0	4	4	0	0	0	0	1	-21	8	L	102-118
04/04/21	NOP	S	27:51	4	8	.500	2	4	.500	2	2	1.000	1	3	4	2	0	0	0	4	-6	12	L	115-122
04/05/21	PHX	P	26:21	6	7	.857	3	3	1.000	1	2	.500	1	2	3	2	1	0	2	1	10	16	L	130-133
04/07/21	DAL	P	20:59	3	10	.300	3	7	.429	0	3	.000	0	1	1	2	0	0	0	1	-6	9	W	102-93
04/09/21	at LAC	P	25:25	6	8	.750	3	5	.600	0	0	.000	0	4	4	1	1	0	3	1	-12	15	L	109-126
04/10/21	at GSW	P	4:20	0	0	.000	0	0	.000	0	0	.000	0	0	0	0	0	0	0	0	-5	0	L	109-125
04/12/21	at PHX	P																						120-126
04/14/21	IND	P																						124-132
04/16/21	DEN	P																						99-128
04/18/21	at ORL	P																						114-110
04/19/21	at MIA	P																						91-113
04/21/21	UTA	P																						89-112
04/23/21	LAC	P																						104-109
04/24/21	at DEN	P																						116-129
04/27/21	MIN	P																						107-114
04/29/21	MIL	P																						143-136
05/01/21	GSW	P																						87-113
05/02/21	NYK	P																						97-122
05/05/21	PHI	P																						115-135
05/07/21	at MIL	P																						133-141
05/08/21	at UTA	P																						116-124
05/10/21	at POR	P																						129-140
05/12/21	at LAL	P																						122-124
05/14/21	LAC	P																						122-115
05/16/21	at ATL	P																						95-124
2020	TTL	51-14	1,228.7	150																				



JALEN BRUNSON



4TH SEASON IN THE NBA

4TH SEASON WITH THE MAVS

HEIGHT
6'1"WEIGHT
190BIRTHDAY
8.31.96ACQUIRED
DRAFTED 33RD OVERALL IN 2018PRIOR TO NBA
VILLANOVACOUNTRY
USA**GUARD****CAREER NOTES AND TRANSACTIONS**

- » Selected by Dallas in the second round (33rd overall pick) of the 2018 NBA Draft.

PROFESSIONAL CAPSULE

- » In three seasons, averages 10.1 points, 2.7 rebounds, 3.3 assists and 21.8 minutes while shooting 48.9% (773-1,580 FG) from the field, 37.3% (187-501 3FG) from 3-point range and 77.5% (268-346 FT) from the line.
- » Has recorded the fifth-highest FG% by a guard over the past three seasons (min. 1,000 FGA), behind Kyrie Irving (.493), Joe Harris (.497), Mikal Bridges (.497) and T.J. McConnell (.535).

SEASON HIGHLIGHTS**2021-21 (Dallas)**

- » Averaged career highs of 12.6 points, 3.4 rebounds, 3.5 assists and 25.0 minutes in 68 games (12 starts) while finishing fourth in Sixth Man of the Year voting.
- » Shot career-high 52.3% (328-627 FG) from the field (highest FG% by a guard with at least 600 FGA in 2020-21), career-best 40.5% (81-200 3FG) from 3-point range and 79.5% (120-151 FT) from the line.
- » As a starter, averaged 16.6 points (.535 FG%, .385 3FG%), 3.8 rebounds, 3.7 rebounds and 33.1 minutes in 12 games.
- » Finished second on the team in fourth quarter points (274), behind Luka Dončić (348).
- » One double-double...one 30-point game...10 games with 20+ points...25 games with 15+ points...44 games with 10+ points...one game with 10+ rebounds.
- » In first start of season (55th career), season-high (team-high) 31 points (11-17 FG, 3-7 3FG, 6-6 FT) to go with 5 rebounds and 7 assists in 38 minutes at CHI (1/3/21), becoming the first Maverick other than Dončić to go for 30-5-7 in a game since Deron Williams (12/2015).
- » 22 points, including career-high 5 3-pointers (5-7 3FG) and career-best 16 fourth quarter points, in 30 minutes vs. BOS (2/23/21)
- » 24 points (9-13 FG, 3-6 3FG), including 11 in fourth quarter, 6 rebounds and 3 assists in 29 minutes at ORL (3/1/21).
- » 26 points (9-15 FG), 4 rebounds and 3 assists in 36 minutes at OKC (3/11/21).
- » First career 15-10-5 game with 16 points (7-12 FG), career-high-tying 11 rebounds and 5 assists in 30 minutes at MIN (3/24/21).
- » 24 points (10-15 FG) and 4 assists in 39 minutes at NOP (3/27/21).
- » 21 points (8-10 FG, 1-1 3FG, 4-4 FT), including 10 in fourth quarter, 5 rebounds and 3 assists in 33 minutes at BOS (3/31/21)...80% (8-10 FG) clip marked highest FG% in a game (min. 10 FGA).
- » 20 points (8-15 FG, 4-7 3FG), including 10 in fourth quarter, 4 rebounds and 3 assists in 30 minutes vs. UTA (4/5/21).
- » 20 points (8-10 FG, 2-3 3FG), 4 rebounds and 4 assists in 31 minutes vs. SAC (4/18/21)...went 8-of-10 (.800) from the field for the second time in last 11 games (at BOS, 3/31/21), tying career FG% in a game (min. 10 FGA).
- » 20 points (8-12 FG, 1-2 3FG, 3-3 FT), including 18 (8-9 FG) in first half, 3 rebounds and 5 assists in 29 minutes vs. DET (4/21/21).
- » Missed four games due to health and safety protocols (1/9-1/17/21).

2019-20 Season (Dallas)

- » In 57 games (16 starts), averaged 8.2 points, 2.4 rebounds and 3.3 assists in 17.9 minutes.
- » Shot 46.6% (181-388 FG) from the field, 35.8% (43-120 3FG) from 3-point range and 81.3% (61-75 FT) from the line.
- » Two double-doubles...nine games with 15+ points...21 games with 10+ points (14-7 record).
- » Recorded consecutive double-doubles at MIL 12/16/19 (13 points, career-high 11 assists) and vs. BOS 12/18/19 (10 points, career-high-tying 11 assists).
- » 21 points (8-14 FG, 2-5 3FG, 3-3 FT), 4 rebounds and 9 assists in 34 minutes at TOR (12/22/19).
- » Season-high 27 points, including career-high 12 FG, to go with 8 assists in 27 minutes vs. ATL (2/1/20).
- » 17 points (6-10 FG, 4-5 3FG, 1-2 FT), including season-high 4 3FG (4-5 3FG), en route to eclipsing 1,000 career points at POR (1/23/20).
- » 20 points (6-14 FG, 3-7 3FG, 5-5 FT) and 6 assists in 33 minutes vs. MEM (2/5/20).
- » Underwent surgery to repair a labral injury in his right shoulder (3/13/20) after missing 10 games with the injury...did not travel with the team to the Orlando bubble.

2018-19 Season (Dallas)

- » As a rookie, averaged 9.3 points, 2.3 rebounds, 3.2 assists and 21.8 minutes in 73 games (38 starts) while shooting 46.7% (264-565 FG) from the field, 34.8% (63-181 3FG) from 3-point range and 72.5% (87-120 FT) from the line.
- » Started 22 of 24 games after the All-Star break, averaging 14.5 points (.508 FG%, .352 3FG%, .783 FT%), 2.9 rebounds, 4.6 assists and 29.3 minutes while scoring 10+ points 20 times.
- » As a starter, averaged 13.0 points (.487 FG%, .370 3FG%, .723 FT%), 3.0 rebounds and 4.3 assists in 28.9 minutes.
- » Among rookie leaders, ranked fifth in assists, seventh in 3FG%, eighth in FG% and ninth in scoring...produced the second-highest scoring average among rookies who were not top 20 picks (behind Allonzo Trier's 10.9 ppg).
- » Three double-doubles...one game with 30+ points...four games with 20+ points (all after All-Star break)...34 games with 10+ points...one game with 10+ rebounds...two games with 10+ assists.
- » In return to Wells Fargo Center, first career double-double with 13 points, season-high (team-high) 11 rebounds and team-high 8 assists in 26 minutes at PHI (1/5/19).
- » In 50th career game, first career 20-point effort with game-high 22 points (8-12 FG, 3-5 3FG, 3-3 FT) to go with 5 assists in 31 minutes vs. DEN (2/22/19), also marking the first time





he led DAL in scoring.

- » 24 points (9-14 FG, 3-6 3FG, 3-5 FT), including 16 in first half, to go with 5 assists and season-high-tying 3 steals in 34 minutes vs. IND (2/27/19).
- » Career-high (game-high) 34 points (12-16 FG, 3-6 3FG, 7-7 FT), including 12 in second quarter and 10 in the third, to go with 5 rebounds and 4 assists in 37 minutes vs. SA (3/12/19)...finished season as one of 11 rookies to record a 30-point game (along with Dončić, Trae Young, Deandre Ayton, Marvin Bagley III, Jaren Jackson Jr., Grayson Allen, Kevin Knox, Trier, Jevon Carter and Anfernee Simmons).

PLAYOFF CAPSULE

- » **2021 (DAL):** In seven first round games vs. LAC, averaged 8.0 points, 2.6 rebounds and 1.4 assists in 16.3 minutes while shooting 45.5% (20-44 FG) from the field, 46.2% (6-13 3FG) from 3-point range and 76.9% (10-13 FT) from the line...in playoff debut, series-best 15 points (4-7 FG, 7-8 FT), 1 rebound and 2 assists in 21 minutes in Game 1 at LAC (5/22/21)...14 points (5-8 FG, 4-6 3FG), 2 rebounds and 1 assist in 22 minutes in Game 3 vs. LAC (5/28/21).
- » **2020 (DAL):** Missed the 2020 postseason recovering from right shoulder surgery (did not travel with the team to the bubble).

INTERNATIONAL CAPSULE (Team USA)

- » USA Basketball Male Athlete of the Year (2015) and FIBA U19 World Cup MVP (2015).
- » **SUMMER 2019:** Named to the 2019 USA Basketball Select Team which trained alongside and against the USA National Team from 8/5-9/19/19.
- » **SUMMER 2015:** Named the MVP of the 2015 U19 World Championship (Greece) after helping lead Team USA to the gold medal and averaging 14.0 points, 3.3 rebounds, 5.6 assists and 2.1 steals over the course of the tournament...30 points to help hold off Greece in the semifinals and played a pivotal role in a 79-71 OT victory over Croatia in the gold medal contest, scoring all 14 of his points in the second half and OT.

COLLEGE CAPSULE

- » Started 115 of his 116 career games at Villanova, averaging 14.4 points, 2.5 rebounds and 3.7 assists in 28.9 minutes while shooting 51.0% (579-1,135 FG) from the field, 39.3% (177-450 3FG) from 3-point range and 82.0% (332-405 FT) from the line...two-time NCAA champion (2016, 2018), Sporting News CBB Player of the Decade, Consensus National Player of the Year (2018), Consensus First Team All-American (2018), Bob Cousy Award winner (2018), BIG EAST Player of the Year (2018) and two-time First Team All-BIG EAST (2017, 2018).
- » **2017-18:** As a junior, averaged 18.9 points, 3.1 rebounds, 4.6 assists and 31.8 minutes in 40 games (all starts) en route to leading the Wildcats to the 2018 NCAA championship...additional accolades included NCAA East Region's Most Outstanding Player, NCAA Final Four All-tournament Team and Philadelphia Big Five Player of the Year...shot 52.1% (270-518 FG) from the field, 40.8% (86-211 3FG) from 3-point range and 80.2% (130-162 FT) from the line, making him the the only player from a Power Six conference to shoot at least 52% from the floor, 40% from deep and 80% from the stripe...led the BIG EAST in games played (40), points (756) and FGM (270); ranked second in minutes played (1,272), FG% (.521) and assists (184); third in FT% (.876); fifth in FTM (130); seventh in ppg (18.9) and apg (4.6); and ninth in 3-pointers made (86)...four games with 30+ points (career-high 31 points 4 times)...moved past the 1,000-point plateau with a 25-point effort in a win over Tennessee (11/23/17).
- » **2016-17:** As a sophomore, averaged 14.7 points, 2.6 rebounds, 4.1 assists and 31.1 minutes in 36 games (all starts) while shooting 54.1% (183-338 FG) from the field, 37.8% (42-111 3FG) from 3-point range and 87.6% (120-137 FT) from the line...additional accolades included Bob Cousy Award finalist and BIG EAST Conference All-Tournament team...among BIG EAST leaders, ranked second in assists; third in FG%, FT% and total assists (148); and ninth in total points (928).
- » **2015-16:** As a freshman, averaged 9.6 points, 1.8 rebounds and 2.5 assists in 24.0 minutes for the 2016 NCAA champion Wildcats...unanimous choice to the BIG EAST All-Freshman squad and tabbed Philadelphia Big Five Rookie of the Year...named MVP of the NIT:Season Tipoff.

PERSONAL CAPSULE

- » Born in New Brunswick, New Jersey, to parents Rick and Sandra, who were basketball and volleyball stars at Temple, respectively...Rick played nine seasons in the NBA...has a younger sister Erica.
- » Earned communications degree from Villanova and graduated in three years...following junior year, named Second Team CoSIDA Academic All-American, BIG EAST Scholar-Athlete of the Year and Philadelphia Big Five Scholar Athlete of the Year...as a sophomore, named to the Philadelphia Big Five First Team and was Scholar Athlete of the Year by the City Series (3.54 GPA).
- » Attended Stevenson High School in Lincolnshire, Illinois, where he was a two-time Illinois Gatorade Player of the Year (2014, 2015) and was Illinois' Mr. Basketball as a senior (2015)...selected as a McDonald's All-American and to the Jordan Brand national game following his senior year, and named first team All-Illinois by the Associated Press, the third time he was so honored...averaged 23.3 points, 5.3 assists, 4.7 rebounds and 2.6 steals as a senior and led Stevenson to the 2015 Illinois High School Association Class 4A state championship.
- » Played Pop Warner football for former Philadelphia Eagle Vince Papale, whose story was the inspiration behind the film Invincible.
- » On Twitter @jalenbrunson1.

JALEN BRUNSON - NBA REGULAR SEASON STATISTICS

SEASON	TEAM	GP	GS	MIN	FG	FGA	FG%	3PM	3PA	3P%	FT	FTA	FT%	OR	DR	TOT	A	ST	TO	BS	PTS	PPG
2018-19	DAL	73	38	1,591	264	565	.467	63	181	.348	87	120	.725	25	144	169	230	37	88	4	678	9.3
2019-20	DAL	57	16	1,022	181	388	.466	43	120	.358	61	75	.813	22	112	134	188	22	66	4	466	8.2
2020-21	DAL	68	12	1,697	328	627	.523	81	200	.405	120	151	.795	27	204	231	239	35	80	1	857	12.6
TOTALS		198	66	4,310	773	1,580	.489	187	501	.373	268	346	.775	74	460	534	657	94	234	9	2,001	10.1
PER GAME		--	--	21.8	3.9	8.0	--	0.9	2.5	--	1.4	1.7	--	0.4	2.3	2.7	3.3	0.5	1.2	0.0	10.1	--

JALEN BRUNSON - NBA POSTSEASON STATISTICS

SEASON	TEAM	GP	GS	MIN	FG	FGA	FG%	3PM	3PA	3P%	FT	FTA	FT%	OR	DR	TOT	A	ST	TO	BS	PTS	PPG
2020-21	DAL	7	0	114	20	44	.455	6	13	.462	10	13	.769	6	12	18	10	0	4	0	56	8.0
TOTALS		7	0	114	20	44	.455	6	13	.462	10	13	.769	6	12	18	10	0	4	0	56	8.0
PER GAME		--	--	16.3	2.9	6.3	--	0.9	1.9	--	1.4	1.9	--	0.9	1.7	2.6	1.4	0.0	0.6	0.0	8.0	--

	REG CAREER HIGHS	2020-21 REG HIGHS	2020-21 POST HIGHS
PTS	34 vs. SAS 3/12/19	31 at CHI 1/3/21	15 at LAC 5/22/21
FGM	12 2 times	11 at CHI 1/3/21	5 vs. LAC 5/28/21
FGA	22 vs. ATL 2/1/20	18 vs. ATL 2/10/21	8 3 times
3FGM	5 vs. BOS 2/23/21	5 vs. BOS 2/23/21	4 vs. LAC 5/28/21
3FGA	7 7 times	7 4 times	6 vs. LAC 5/28/21
FTM	7 2 times	6 3 times	7 at LAC 5/22/21
FTA	10 2 times	10 at OKC 3/11/21	8 at LAC 5/22/21
OREB	4 at NOP 10/25/19	3 at MIN 3/24/21	2 2 times
DREB	10 at PHI 1/5/19	8 2 times	3 2 times
TREB	11 2 times	11 at MIN 3/24/21	4 3 times
ASTS	11 2 times	9 at MEM 4/14/21	3 2 times
STLS	3 3 times	2 6 times	--
BLKS	1 9 times	1 vs. TOR 5/14/21	--
MINS	39 at NOP 3/27/21	39 at NOP 3/27/21	22 vs. LAC 5/28/21






2020-21 GAME-BY-GAME REGULAR SEASON STATISTICS (DAL)

DATE	OPP	P/S	MIN	FG	FGA	FG%	3PM	3PA	3P%	FT	FTA	FT%	OR	DR	TOT	A	ST	BS	TO	PF	+/-	PTS	W/L	SCORE	
12/23/20	at PHX	P	18:11	5	8	.625	0	2	.000	2	2	1.000	0	2	2	4	0	0	3	2	3	12	L	102-106	
12/25/20	at LAL	P	13:52	2	5	.400	0	1	.000	0	0	.000	0	2	2	1	0	0	3	2	-9	4	L	115-138	
12/27/20	at LAC	P	13:19	4	6	.667	1	3	.333	2	2	1.000	0	2	2	3	0	0	0	0	20	11	W	124-73	
12/30/20	CHA	P	20:16	5	13	.385	2	5	.400	4	6	.667	0	4	4	4	1	0	1	0	4	16	L	99-118	
01/01/21	MIA	P	12:11	1	5	.200	0	0	.000	0	0	.000	0	3	3	2	2	0	1	1	-2	2	W	93-83	
01/03/21	at CHI	S	37:30	11	17	.647	3	7	.429	6	6	1.000	0	5	5	7	1	0	4	0	4	31	L	108-118	
01/04/21	at HOU	P	18:34	2	6	.333	0	1	.000	2	2	1.000	0	0	0	4	0	0	0	1	-4	6	W	113-100	
01/07/21	at DEN	P	18:39	2	5	.400	1	3	.333	2	2	1.000	0	2	2	3	0	0	2	3	8	7	W	124-117 (OT)	
01/09/21	ORL	P																					W	112-98	
01/13/21	at CHA	P																					W	104-93	
01/15/21	at MIL	P																					L	109-112	
01/17/21	CHI	P																					L	101-117	
01/18/21	at TOR	S	27:24	4	10	.400	3	4	.750	2	2	1.000	0	2	2	2	1	0	3	3	-3	13	L	93-116	
01/20/21	at IND	S	33:53	8	13	.615	0	2	.000	3	3	1.000	0	3	3	4	0	0	1	2	10	19	W	124-112	
01/22/21	at SAS	S	30:35	6	11	.545	3	5	.600	1	1	1.000	0	4	4	6	0	0	1	1	12	16	W	122-117	
01/23/21	HOU	S	32:57	2	4	.500	0	0	.000	5	6	.833	1	2	3	3	1	0	2	2	-9	9	L	108-133	
01/25/21	DEN	S	29:12	4	4	1.000	2	2	1.000	2	2	1.000	0	1	1	3	0	0	1	2	-16	12	L	113-117	
01/27/21	at UTA	P	22:03	3	7	.429	0	1	.000	0	0	.000	0	5	5	5	0	0	1	1	-15	6	L	104-116	
01/29/21	at UTA	P	26:15	4	7	.571	2	4	.500	3	4	.750	0	2	2	2	0	0	0	2	-11	13	L	101-120	
01/30/21	PHX	P	26:22	3	8	.375	1	3	.333	0	0	.000	1	1	2	3	0	0	1	2	-17	7	L	105-111	
02/01/21	PHX	P	21:14	4	9	.444	0	3	.000	3	3	1.000	0	4	4	4	1	0	0	1	-8	11	L	108-109	
02/03/21	at ATL	P	24:02	5	8	.625	0	0	.000	2	2	1.000	1	3	4	4	1	0	1	2	7	12	W	122-116	
02/04/21	GSW	P	22:26	6	9	.667	3	5	.600	3	4	.750	2	1	3	4	0	0	1	1	0	18	L	116-147	
02/06/21	GSW	P	22:49	3	6	.500	1	2	.500	0	0	.000	0	8	8	2	0	0	0	2	-14	7	W	134-132	
02/08/21	MIN	P	19:28	1	4	.250	0	2	.000	1	1	1.000	0	3	3	6	1	0	1	2	16	3	W	127-122	
02/10/21	ATL	P	30:07	9	18	.500	2	6	.333	1	1	1.000	0	4	4	5	0	0	1	2	7	21	W	118-117	
02/12/21	NOP	P	22:24	4	5	.800	2	2	1.000	3	4	.750	0	6	6	7	0	0	0	1	0	13	W	143-130	
02/14/21	POR	P	34:17	5	12	.417	0	5	.000	1	1	1.000	0	2	2	2	0	0	1	1	14	11	L	118-121	
02/22/21	MEM	P	27:54	7	11	.636	2	5	.400	3	4	.750	0	7	7	3	1	0	2	1	6	19	W	102-92	
02/23/21	BOS	P	30:12	6	11	.545	5	7	.714	5	5	1.000	0	2	2	2	0	0	2	2	6	22	W	110-107	
02/25/21	at PHI	P	22:57	3	5	.600	2	3	.667	3	4	.750	0	5	5	1	1	0	2	2	-12	11	L	97-111	
02/27/21	at BKN	P	26:34	6	11	.545	1	4	.250	1	2	.500	0	3	3	3	1	2	0	2	6	14	W	115-98	
03/01/21	at ORL	P	29:05	9	13	.692	3	6	.500	3	5	.600	1	5	6	3	1	0	1	1	-10	24	W	130-124	
03/03/21	OKC	S	32:53	5	11	.455	0	4	.000	1	1	1.000	0	6	6	4	2	0	2	1	2	11	W	87-78	
03/10/21	SAS	P	20:18	3	4	.750	1	2	.500	1	2	.500	0	2	2	3	1	0	2	1	2	8	W	115-104	
03/11/21	at OKC	S	35:35	9	15	.600	2	4	.500	6	10	.600	0	4	4	4	3	1	0	1	2	-1	26	L	108-116
03/13/21	at DEN	P	25:04	4	11	.364	1	5	.200	3	3	1.000	1	3	4	4	0	0	0	2	7	12	W	116-103	
03/15/21	LAC	P	23:52	3	4	.750	2	2	1.000	0	0	.000	0	2	2	3	0	0	1	2	-3	8	L	99-109	
03/17/21	LAC	P	15:44	2	5	.400	1	2	.500	0	0	.000	1	2	3	2	1	0	5	2	-11	5	W	105-89	
03/19/21	at POR	P	14:54	3	4	.750	1	2	.500	2	2	1.000	0	1	1	2	0	0	1	0	0	9	L	119-125	
03/21/21	at POR	P	19:03	2	7	.286	0	2	.000	0	0	.000	1	2	3	1	0	0	1	1	25	4	W	132-92	
03/24/21	at MIN	P	29:34	7	12	.583	0	2	.000	2	3	.667	3	8	11	5	1	0	2	5	17	16	W	128-108	
03/26/21	IND	S	33:50	5	13	.385	0	2	.000	0	2	.000	0	4	4	2	0	0	3	2	-4	10	L	94-109	
03/27/21	at NOP	S	39:29	10	15	.667	1	2	.500	3	5	.600	1	1	2	4	0	0	1	3	1	24	L	103-112	
03/29/21	at OKC	P	19:27	4	9	.444	1	3	.333	0	0	.000	0	2	2	7	2	0	1	2	28	9	W	127-106	
03/31/21	at BOS	P	32:58	8	10	.800	1	1	1.000	4	4	1.000	0	5	5	3	1	0	1	1	-1	21	W	113-108	
04/02/21	at NYK	P	25:13	6	9	.667	1	2	.500	2	2	1.000	1	6	7	5	0	0	1	0	34	15	W	99-86	
04/03/21	at WAS	P	29:31	6	12	.500	1	4	.250	6	6	1.000	0	0	0	3	2	0	2	6	17	19	W	109-87	
04/05/21	UTA	P	30:05	8	15	.533	4	7	.571	0	2	.000	2	2	4	3	0	0	0	2	8	20	W	111-103	
04/07/21	at HOU	P	30:27	5	7	.714	1	2	.500	3	5	.600	1	2	3	3	0	0	0	2	3	14	L	93-102	
04/08/21	MIL	P	21:43	1	8	.125	0	2	.000	0	0	.000	0	2	2	3	0	0	2	2	-8	2	W	116-101	
04/11/21	SAS	P	29:41	4	15	.267	3	7	.429	0	0	.000	2	2	4	5	0	0	0	3	13	11	L	117-119	
04/12/21	PHI	S	30:37	7	14	.500	0	3	.000	1	2	.500	0	6	6	2	1	0	1	1	-6	15	L	95-113	
04/14/21	at MEM	P	27:56	4	5	.800	0	0	.000	0	0	.000	1	7	8	9	0	0	1	1	-1	8	W	114-113	
04/16/21	NYK	P	16:36	3	9	.333	0	2	.000	0	0	.000	1	0	1	1	0	0	0	0	-20	6	L	109-117	
04/18/21	SAC	P	30:52	8	10	.800	2	3	.667	2	4	.500	1	3	4	4	1	0	3	3	-4	20	L	107-121	
04/21/21	DET	P	28:44	8	12	.667	1	2	.500	3	3	1.000	1	2	3	5	0	0	0	10	20	W	127-117		
04/22/21	LAL	P	20:54	3	7	.429	0	1	.000	1	2	.500	1	3	4	5	1	0	1	2	12	7	W	115-110	
04/24/21	LAL	P	23:21	1	7	.143	0	0	.000	3	3	1.000	1	4	5	3	1	0	1	2	0	5	W	108-93	
04/26/21	at SAC	P	17:43	3	9	.333	0	2	.000	1	1	1.000	1	0	1	3	0	0	0	0	5	7	L	106-113	
04/27/21	at GSW	P	18:07	5	9	.556	2	4	.500	0	0	.000	0	4	4	3	0	0	1	0	16	12	W	133-103	
04/29/21	at DET	S	33:15	5	15	.333	1	4	.250	2	2	1.000	0	6	6	4	0	0	1	0	15	13	W	115-105	
05/01/21	WAS	P	15:16	2	5	.400	0	0	.000	0	0	.000	0	0	0	2	0	0	0	3	-9	4	W	125-124	
05/02/21	SAC	P	25:30	8	12	.667	1	3	.333	0	0	.000	1	1	2	3	1	0	1	1	-13	17	L	99-111	
05/04/21	at MIA	P	18:18	7	12	.583	2	5	.400	3	3	1.000	0	1	1	2	0	0	1	1	-8	19	W	127-113	
05/06/21	BKN	P	25:37	6	10	.600	1	2	.500	2	2	1.000	0	2	2	2	1	0	1	4	-3	15	W	113-109	
05/07/21	CLE	P	27:27	3	11	.273	0	1	.000	2	2	1.000	0	4	4	6	0								



REGGIE BULLOCK



9TH SEASON IN THE NBA

1ST SEASON WITH THE MAVS

HEIGHT
6'6"WEIGHT
205BIRTHDAY
3.16.91ACQUIRED
SIGNED (8/6/21)PRIOR TO NBA
NORTH CAROLINACOUNTRY
USAchime
FORWARD/GUARD

CAREER NOTES AND TRANSACTIONS

- » Selected by L.A. Clippers in the first round (25th overall) of the 2013 NBA Draft.
- » Traded by the Clippers to Phoenix in a three-team deal that sent Austin Rivers from Boston to the Clippers, Chris Douglas-Roberts and a 2017 second round pick from the Clippers to Boston and Shavlik Randolph from Phoenix to Boston (1/15/15).
- » Traded by Phoenix to Detroit along with Danny Granger and Marcus Morris for a 2020 second round pick (7/9/15).
- » Traded by Detroit to the L.A. Lakers for Svi Mykhailiuk and 2021 second round draft pick (2/9/19).
- » Signed by New York (7/16/19).
- » Signed by Dallas (8/6/21).

PROFESSIONAL CAPSULE

- » Holds career averages of 7.6 points, 2.3 rebounds, 1.2 assists and 21.5 minutes in 366 games (202 starts) with the L.A. Clippers, Phoenix, Detroit, the L.A. Lakers and New York.
 - » Shoots 43.3% (1,014-2,342 FG) from the field, 39.2% (560-1,428 3FG) from 3-point range and 84.4% (211-250 FT) from the line.
 - » Owns 18 career 20+ scoring games and one 30+ effort...career-high 33 points for DET at MIN (12/19/18), which included career-high 7-12 3FG.
 - » Finished 2017-18 season second in NBA in 3FG% (.445, 125-281 3FG) behind Darren Collison (.468).
- Underwent successful surgery at the Hospital for Special Surgery in New York for a cervical disc herniation (7/17/19).

SEASON HIGHLIGHTS

2020-21 (New York):

- » Averaged 10.9 points, career-high 3.4 rebounds, 1.5 assists and 30.0 minutes in 65 games (64 starts) while shooting 44.2% (248-561 FG) from the field, 41.0% (163-398 3FG) from 3-point range and 90.9% (50-55 FT) from the line.
- » 37 games with 10+ points (27-10 record)...five games with 20+ points...10 games with 5+ 3FG (7-3 record).
- » 21 points, including season-high 7 3FG (7-17 FG, 7-14 3FG), 3 rebounds, 2 assists and season-high 4 steals in 31 minutes vs. MIA (2/7/21).
- » Season-high 24 points (8-17 FG, 5-12 3FG, 3-3 FT), 4 rebounds, 3 assists, 2 steals and 1 block in 46 minutes at LAC (5/9/21).
- » Missed two games with right hip soreness (1/11-1/13/21), three games with neck soreness (1/24-1/29/21) and two games with a sprained right ankle (3/25-3/27/21).

2019-20 (New York):

- » In injury-shortened season, played in a career-low 29 games (19 starts) and averaged 8.1 points and 2.3 rebounds in 23.6 minutes...shot 33.3% (37-111 3FG) from 3-point range and 81.0% (17-21 FT) from the line.
- » Made 19 straight starts (1/7-2/21/20), averaging 9.8 points in 26.6 minutes.
- » Recorded 10 double figure scoring games and one 20+ point effort.
- » Season-high 21 points (8-18 FG, 5-10 3FG) with 4 rebounds, 1 assist and 1 steal in 37 minutes at ATL (2/9/20).
- » Played in 300th career game vs. DET (3/8/20).
- » Missed first 33 games of season due to cervical disc herniation surgery and personal reasons (10/23-12/28-19)...missed one game due to sore neck (1/16/20) and two games (2/29-3/2/20) due to illness.

2018-19 (Detroit and L.A. Lakers):

- » In 63 games (60 starts), averaged career-high-tying 11.3 points, 2.7 rebounds, career-high 2.0 assists and 29.8 minutes with DET and LAL.
- » In 44 games (all starts) with DET, averaged 12.1 points, 2.8 rebounds and 2.5 assists in 30.8 minutes before being traded (2/9/19)...averaged 9.3 points, 2.6 rebounds and 1.1 assists in 27.6 minutes over 19 games (16 starts) for LAL.
- » For the season, shot 37.7% (148-393 3FG) from 3-point range and 85.9% (73-85 FT) from the line.
- » Recorded 36 double-figure scoring games, including one 30-point effort and three 20-point games.
- » Career-high 33 points (12-21 FG, 7-12 3FG, 2-2 FT) to go with 3 rebounds, 1 assist and 1 steal in 43 minutes at MIN (12/19/18).
- » Missed 18 games due to injury, including eight games with a left ankle sprain (10/17/18, 11/3-11/5/18, 12/5-12/12/18, 1/29/19), four games due to right plantar fasciitis (3/24-3/29/19) and four games with neck stiffness (4/4-4/9/19).

2017-18 (Detroit):

- » In 62 games (52 starts), averaged career-high-tying 11.3 points, 2.5 rebounds, 1.5 assists and 27.9 minutes...shot a career-high 48.9% (267-546 FG) from the field, career-best (2nd in NBA) 44.5% (125-281 3FG) from 3-point range and 79.6% (39-49 FT) from the line.
- » Scored 10+ points on 39 occasions, including eight 20-point efforts...over final 31 games of the season, scored at least 11 points 28 times.
- » Scored a season-high 22 points twice...22 points (9-14 FG, 4-7 3FG) in 34 minutes vs. SAS (12/30/17)...22 points (9-15 FG, 4-6 3FG, 0-1 FT), 2 rebounds and 2 assists in 30 minutes vs. CLE (1/30/18).
- » Missed first five games of the season due to NBA suspension (10/18-10/25/17), one game with a sprained right thumb (1/24/18) and last four games of the season with left knee swelling (4/6-4/11/18).

2016-17 (Detroit):





- » Averaged 4.5 points, 2.1 rebounds and 0.9 assists over 15.1 minutes in 31 games (5 starts)...shot 42.2% (54-128 FG) from the field, 38.4% (28-73 3FG) from 3-point range and 71.4% (5-7 FT) from the line.
- » Four games with 10+ points, including a season-high 17 points (6-9 FG, 5-6 3FG), 2 rebounds, 3 assists and 2 steals in 29 minutes at ORL (4/12/17).

2015-16 (Detroit and G League Grand Rapids):

- » Came off the bench in 37 games, averaging 3.3 points and 1.8 rebounds in 11.6 minutes.
- » Season-best 16 points (6-9 FG, 3-5 3FG, 1-1 FT), 1 rebound and 1 steal in 26 minutes vs. PHI (2/24/16).
- » Assigned to G League Grand Rapids for one day (12/19-12/20/15) and scored a game-high 29 points (10-12 FG, 6-8 3FG, 3-4 FT) to go with 5 rebounds, 5 assists and game-high 4 steals in 36 minutes vs. Iowa (12/19/15).
- » Missed 45 games, including one with a broken nose (2/10/16)...inactive once (2/10/16).

2014-15 (L.A. Clippers, Phoenix and G League Bakersfield):

- » In 36 games (2 starts) with LAC and PHX, averaged 1.9 points and 1.4 rebounds in 9.4 minutes...before being traded (1/15/15), appeared in 25 games (2 starts) for LAC and averaged 2.6 points, 1.6 rebounds and 10.5 minutes...averaged 6.8 minutes in 11 games for PHX.
- » Season-best 12 points (4-7 FG, 4-6 3FG), 2 rebounds and 1 assist in 18 minutes vs. UTA (11/3/14).
- » Assigned to G League Bakersfield twice...in four games (all starts), averaged 23.8 points, 9.8 rebounds, 2.8 assists, 1.5 steals, 1.3 blocks and 35.3 minutes.
- » Missed 44 games, including four for G League assignment (1/30-1/31/15, 2/8-2/10/15), one due to right ankle sprain (12/6/14) and two with a concussion (4/12-4/14/15).

2013-14 (L.A. Clippers):

- » As a rookie, came off the bench in 43 games, averaging 2.7 points and 1.3 rebounds in 9.2 minutes.
- » Made NBA debut at LAC (10/29/13) and scored 2 points in 1 minute.
- » Four 10-point games, including season-high 14 (5-9 FG, 2-3 3FG, 2-2 FT) to go with 3 rebounds in 26 minutes vs. CLE (3/16/14).
- » Missed 39 games, including seven with a sprained left ankle (12/11/13 12/18/13 12/22-12/25/13, 1/1-1/4/14).

PLAYOFF CAPSULE

- » In nine playoff games (5 starts) with LAC, DET and NYK, averages 6.4 points, 2.1 rebounds, 1.1 assists and 21.0 minutes while shooting 45.7% (21-46 FG) from the field, 37.5% (12-32 3FG) from 3-point range and 80.0% (4-5 FT) from the line.
- » **2020-21 (NYK):** Averaged playoff career highs of 8.8 points, 3.4 rebounds, 1.2 assists and 32.4 minutes in five first round starts against ATL...three games with 10+ points...15 points (5-8 FG, 4-7 3FG, 1-2 FT), 4 rebounds, 1 assist and 1 steal in 31 minutes in Game 2 vs. ATL (5/26/21).
- » **2015-16 (DET):** Appeared in two first round games vs. CLE, averaging 6.0 points, 1.0 rebounds and 1.5 assists in 11.0 minutes...shot 83.3% (5-6 FG) from the field and 66.7% (2-3 3FG) from 3-point range...8 points (3-3 FG, 2-2 3FG) and 1 assist in 10 minutes in Game 1 at CLE (4/17/16).
- » **2013-14 (LAC):** Played 5 total minutes in two games off the bench...NBA postseason debut in the first round at GSW (5/1/14).

COLLEGE CAPSULE

- » Averaged 9.9 points, 5.0 rebounds and 1.7 assists in 24.6 minutes in 100 games (53 starts) over three seasons at North Carolina...finished collegiate career ranked eighth in school history with 188 3-pointers...All-ACC Second Team and First Team ACC All-Tournament honors as a junior...scored in double figures 54 times and had six double-doubles.
- » **2012-13:** As a junior, averaged career highs of 13.9 points, 6.5 rebounds, 2.9 assists and 1.3 steals in 31.4 minutes in 35 games (all starts)...USBWA All-District selection and NABC Second Team All-District...ranked second on team in 3-pointers (88, third-most in a UNC single-season) and rebounding (6.5 rpg) and third in scoring, assists (101) and steals (44)...recorded six 20-point games and scored in double figures 28 times...among ACC leaders, was third in 3FG% (.436, 88-202 3FG), fourth in 3-pointers made, 13th in scoring and 14th in rebounding...in the 2013 NCAA Tournament, averaged 10.0 points and 4.5 rebounds...en route to First Team ACC All-Tournament honors, averaged 14.3 points and a team-high 8.3 rebounds.
- » **2011-12:** As a sophomore, averaged 8.8 points (4th on team), 5.1 rebounds, 1.4 assists and 25.4 minutes in 38 games (18 starts) for the ACC champion Tar Heels...led team in 3-pointers (71) and 3FG% (.382, 71-186 3FG)...made 71 of UNC's 194 3s (36.6%) for the season...moved into the starting lineup on 1/26/12 after the season-ending injury to Dexter Strickland (16-3 record as a starter)...scored in double figures 19 times...averaged 10.5 points and 7.0 rebounds and shot 42.3% (11-26 3FG) from 3-point range in the NCAA Tournament...17 points, 10 rebounds and 5 assists in a career-high 41 minutes against Ohio in the Sweet 16...hit a 3 with 40 seconds to play in regulation to give UNC a 63-61 lead, then opened the scoring in overtime with another 3...5 3-pointers tied the second-most in an NCAA Tournament game by a Tar Heel and were the most since Wayne Ellington (5 against Villanova in 2009 Final Four)...in the 2012 ACC Tournament, averaged 9.0 points and 5.0 rebounds.
- » **2010-11:** As a freshman, averaged 6.1 points (6th on team, 2nd off bench on team) in 27 games off the bench...tore the lateral meniscus in his left knee in win over Maryland (2/27/11)...had surgery (3/7/11) to repair the injury and missed the rest of the season.

PERSONAL CAPSULE

- » Full name is Reginald Ryedell Bullock...last name is pronounced Bull-LOCK.
- » Born in Baltimore but grew up in Kinston, North Carolina.
- » Heavily involved in causes supporting LGBTQ...made a \$25,000 donation to GLAAD in the summer of 2018 in honor of his late sister, Mia Henderson...co-hosted a virtual discussion with Rebecca Haarlow on LGBTQ rights in summer 2020.
- » Would like to open a group home when he's done playing basketball...has interest in working with youths in group homes and mentoring inmates.
- » Majored in communications studies.
- » Finished second behind John Wall in the AP Player of the Year voting for the state of North Carolina as a high school junior at Kinston H.S....selected to Jordan Brand and McDonald's All-American teams as a senior...played on Chris Paul's U15 AAU squad.
- » On twitter [@ReggieBullock35](#).

REGGIE BULLOCK - NBA REGULAR SEASON STATISTICS

SEASON	TEAM	GP	GS	MIN	FG	FGA	FG%	3PM	3PA	3P%	FT	FTA	FT%	OR	DR	TOT	A	ST	TO	BS	PTS	PPG
2013-14	LAC	43	0	396	43	121	.355	22	73	.301	7	9	.778	11	43	54	12	9	13	1	115	2.7
2014-15	LAC	25	2	263	23	54	.426	15	39	.385	4	5	.800	0	40	40	6	9	6	2	65	2.6
Went from LAC to PHX.																						
2014-15	PHX	11	0	75	1	16	.063	0	7	.000	2	4	.500	1	9	10	2	1	2	2	4	0.4
2014-15	TOT	36	2	338	24	70	.343	15	46	.326	6	9	.667	1	49	50	8	10	8	4	69	1.9
2015-16	DET	37	0	429	43	98	.439	22	53	.415	14	15	.933	14	54	68	27	10	8	2	122	3.3
2016-17	DET	31	5	467	54	128	.422	28	73	.384	5	7	.714	13	51	64	29	18	10	3	141	4.5
2017-18	DET	62	52	1,732	267	546	.489	125	281	.445	39	49	.796	27	127	154	95	47	47	13	698	11.3
2018-19	DET	44	44	1,355	182	441	.413	114	294	.388	56	64	.875	20	103	123	109	24	54	5	534	12.1
Went from DET to LAL.																						
2018-19	LAL	19	16	524	63	153	.412	34	99	.343	17	21	.810	2	48	50	20	16	11	7	177	9.3
2018-19	TOT	63	60	1,879	245	594	.412	148	393	.377	73	85	.859	22	151	173	129	40	65	12	711	11.3
2019-20	NYK	29	19	684	90	224	.402	37	111	.333	17	21	.810	13	55	68	42	25	19	3	234	8.1
2020-21	NYK	65	64	1,949	248	561	.442	163	398	.410	50	55	.909	16	207	223	99	52	45	11	709	10.9
TOTALS		366	202	7,873	1,014	2,342	.433	560	1,428	.392	211	250	.844	117	737	854	441	211	215	49	2,799	7.6
PER GAME		--	--	21.5	2.8	6.4	--	1.5	3.9	--	0.6	0.7	--	0.3	2.0	2.3	1.2	0.6	0.6	0.1	7.6	--





REGGIE BULLOCK - NBA POSTSEASON STATISTICS

SEASON	TEAM	GP	GS	MIN	FG	FGA	FG%	3PM	3PA	3P%	FT	FTA	FT%	OR	DR	TOT	A	ST	TO	BS	PTS	PPG
2013-14	LAC	2	0	5	1	1	1.000	0	0	.000	0	0	.000	0	0	0	1	0	0	0	2	1.0
2015-16	DET	2	0	22	5	6	.833	2	3	.667	0	0	.000	0	2	2	3	1	0	0	12	6.0
2020-21	NYK	5	5	162	15	39	.385	10	29	.345	4	5	.800	5	12	17	6	3	4	1	44	8.8
TOTALS		9	5	189	21	46	.457	12	32	.375	4	5	.800	5	14	19	10	4	4	1	58	6.4
PER GAME		--	--	21.0	2.3	5.1	--	1.3	3.6	--	0.4	0.6	--	0.6	1.6	2.1	1.1	0.4	0.4	0.1	6.4	--

	REG CAREER HIGHS		2020-21 REG HIGHS		2020-21 POST HIGHS
PTS	33 at MIN 12/19/18	PTS	24 at LAC 5/9/21	PTS	15 vs. ATL 5/26/21
FGM	12 at MIN 12/19/18	FGM	8 2 times	FGM	5 vs. ATL 5/26/21
FGA	21 2 times	FGA	17 2 times	FGA	10 vs. ATL 6/2/21
3FGM	7 2 times	3FGM	7 vs. MIA 2/7/21	3FGM	4 2 times
3FGA	14 vs. MIA 2/7/21	3FGA	14 vs. MIA 2/7/21	3FGA	8 vs. ATL 6/2/21
FTM	5 3 times	FTM	4 2 times	FTM	3 at ATL 5/28/21
FTA	6 vs. CLE 11/19/18	FTA	4 2 times	FTA	3 at ATL 5/28/21
OREB	3 2 times	OREB	3 vs. UTA 1/6/21	OREB	3 at ATL 5/28/21
DREB	8 2 times	DREB	7 2 times	DREB	4 at ATL 5/30/21
TREB	8 4 times	TREB	7 5 times	TREB	5 at ATL 5/28/21
ASTS	6 6 times	ASTS	4 2 times	ASTS	2 2 times
STLS	4 2 times	STLS	4 2 times	STLS	1 3 times
BLKS	2 4 times	BLKS	2 vs. POR 2/6/21	BLKS	1 vs. ATL 6/2/21
MINS	47 vs. PHI 3/21/21	MINS	47 vs. PHI 3/21/21	MINS	40 vs. ATL 6/2/21





2020-21 GAME-BY-GAME REGULAR SEASON STATISTICS (NYK)

DATE	OPP	P/S	MIN	FG	FGA	FG%	3PM	3PA	3P%	FT	FTA	FT%	OR	DR	TOT	A	ST	BS	TO	PF	+/-	PTS	W/L	SCORE
12/23/20	at IND	S	25:38	4	10	.400	3	8	.375	0	0	.000	0	1	1	2	1	0	0	3	-16	11	L	107-121
12/26/20	PHI	S	27:23	2	7	.286	1	4	.250	1	2	.500	0	3	3	2	0	0	0	4	-13	6	L	89-109
12/27/20	MIL	S	16:53	2	5	.400	1	2	.500	2	2	1.000	0	3	3	1	0	0	1	2	1	7	W	130-110
12/29/20	at CLE	S	40:59	6	13	.462	5	9	.556	0	0	.000	1	6	7	0	1	1	3	3	4	17	W	95-86
12/31/20	at TOR	S	38:05	3	15	.200	0	9	.000	0	0	.000	0	5	5	3	1	1	1	5	-9	6	L	83-100
01/02/21	at IND	S	33:20	2	6	.333	2	5	.400	0	1	.000	0	7	7	1	1	0	1	4	6	6	W	106-102
01/04/21	at ATL	S	25:51	3	6	.500	0	2	.000	1	2	.500	0	3	3	3	0	0	2	1	-2	7	W	113-108
01/06/21	UTA	S	29:34	5	8	.625	2	3	.667	0	0	.000	3	4	7	0	1	0	0	2	13	12	W	112-100
01/08/21	OKC	S	24:24	3	8	.375	0	2	.000	0	0	.000	0	7	7	0	1	0	0	2	-1	6	L	89-101
01/10/21	DEN	S	24:51	3	8	.375	1	1	1.000	0	0	.000	0	3	3	1	0	0	1	2	-2	7	L	89-114
01/11/21	at CHA	P																						88-109
01/13/21	BKN	P																						109-116
01/15/21	at CLE	S	30:52	2	5	.400	0	2	.000	0	0	.000	0	1	1	2	2	0	1	2	-9	4	L	103-106
01/17/21	at BOS	S	28:10	4	9	.444	3	8	.375	0	0	.000	1	6	7	0	1	0	1	2	36	11	W	105-75
01/18/21	ORL	S	30:20	4	11	.364	2	8	.250	3	3	1.000	0	3	3	2	1	0	1	0	9	13	W	91-84
01/21/21	at GSW	S	17:03	4	8	.500	4	5	.800	0	0	.000	0	2	2	0	1	0	0	4	8	12	W	119-104
01/22/21	at SAC	S	21:00	0	3	.000	0	1	.000	0	0	.000	0	3	3	2	0	0	0	3	-13	0	L	94-103
01/24/21	at POR	P																						113-116
01/26/21	at UTA	P																						94-108
01/29/21	CLE	P																						102-81
01/31/21	LAC	S	26:05	3	6	.500	2	3	.667	0	0	.000	0	1	1	1	0	1	0	1	-7	8	L	115-129
02/01/21	at CHI	S	21:49	1	7	.143	0	4	.000	2	2	1.000	0	2	2	1	1	0	0	1	-1	4	L	102-110
02/03/21	at CHI	S	27:25	4	7	.571	1	3	.333	0	0	.000	1	3	4	0	0	0	2	2	2	9	W	107-103
02/06/21	POR	S	26:04	4	6	.667	2	4	.500	0	0	.000	0	1	1	1	0	2	0	1	14	10	W	110-99
02/07/21	MIA	S	31:04	7	17	.412	7	14	.500	0	0	.000	0	3	3	2	4	0	2	3	-7	21	L	103-109
02/09/21	at MIA	S	23:10	3	4	.750	1	2	.500	2	2	1.000	0	3	3	3	0	0	0	4	-10	9	L	96-98
02/12/21	at WAS	S	18:30	2	7	.286	2	5	.400	0	0	.000	0	3	3	1	1	0	0	5	2	6	W	109-91
02/13/21	HOU	S	25:11	3	5	.600	3	5	.600	0	0	.000	0	3	3	1	0	0	0	2	1	9	W	121-99
02/15/21	ATL	S	22:10	3	7	.429	2	5	.400	0	0	.000	1	1	2	2	0	0	1	3	1	8	W	123-112
02/17/21	at ORL	S	33:10	1	2	.500	0	1	.000	2	2	1.000	0	3	3	3	1	1	1	1	-3	4	L	89-107
02/21/21	MIN	S	30:59	3	8	.375	1	6	.167	3	3	1.000	0	2	2	0	0	0	1	0	6	10	W	103-99
02/23/21	GSW	S	18:30	2	6	.333	1	3	.333	2	2	1.000	1	3	4	0	0	0	0	1	-21	7	L	106-114
02/25/21	SAC	S	19:43	4	8	.500	2	6	.333	0	0	.000	0	1	1	1	1	0	1	1	0	10	W	140-121
02/27/21	IND	S	26:52	4	11	.364	1	4	.250	0	0	.000	1	4	5	2	0	0	1	3	0	9	W	110-107
02/28/21	at DET	S	21:48	3	5	.600	3	3	1.000	0	0	.000	0	5	5	3	0	0	1	1	21	9	W	109-90
03/02/21	at SAS	S	21:43	1	3	.333	1	2	.500	0	0	.000	0	1	1	0	0	1	1	0	-7	3	L	93-119
03/04/21	DET	S	32:31	4	13	.308	2	9	.222	2	3	.667	1	3	4	2	1	0	0	1	17	12	W	114-104
03/11/21	at MIL	S	20:35	2	6	.333	2	6	.333	2	2	1.000	0	1	1	0	0	0	0	3	-24	8	L	101-134
03/13/21	at OKC	S	36:58	5	12	.417	4	11	.364	0	0	.000	0	2	2	1	0	0	0	3	23	14	W	119-97
03/15/21	at BKN	S	42:21	7	12	.583	5	10	.500	0	0	.000	1	5	6	1	1	0	1	4	1	19	L	112-117
03/16/21	at PHI	S	29:06	4	7	.571	3	5	.600	1	1	1.000	0	5	5	0	2	0	2	5	-2	12	L	96-99
03/18/21	ORL	P	35:39	7	16	.438	6	13	.462	0	0	.000	0	3	3	3	3	0	1	1	16	20	W	94-93
03/21/21	PHI	S	46:36	2	5	.400	2	3	.667	0	0	.000	0	4	4	3	2	0	2	3	1	6	L	100-101 (OT)
03/23/21	WAS	S	30:50	3	7	.429	3	7	.429	1	1	1.000	0	2	2	3	1	1	0	1	17	10	W	131-113
03/25/21	WAS	P																						106-102
03/27/21	at MIL	P																						102-96
03/29/21	MIA	S	22:08	1	5	.200	0	4	.000	1	1	1.000	0	3	3	0	0	0	1	3	-12	3	L	88-98
03/31/21	at MIN	S	38:39	4	6	.667	2	4	.500	0	0	.000	0	4	4	3	2	0	1	1	-10	10	L	101-102
04/02/21	DAL	S	22:25	4	10	.400	4	9	.444	1	1	1.000	0	2	2	1	0	0	0	2	-8	13	L	86-99
04/03/21	at DET	S	27:45	8	12	.667	6	10	.600	0	0	.000	0	5	5	1	1	0	0	0	27	22	W	125-81
04/05/21	at BKN	S	31:20	6	11	.545	5	10	.500	4	4	1.000	0	3	3	2	0	0	0	4	7	21	L	112-114
04/07/21	at BOS	S	25:54	2	8	.250	2	7	.286	0	0	.000	0	3	3	1	1	0	0	1	-3	6	L	99-101
04/09/21	MEM	S	20:27	3	5	.600	2	4	.500	0	0	.000	0	1	1	1	0	0	0	1	-15	8	W	133-129 (OT)
04/11/21	TOR	S	27:22	4	11	.364	2	8	.250	0	0	.000	0	3	3	0	4	0	1	1	11	10	W	102-96
04/12/21	LAL	S	30:58	4	12	.333	3	10	.300	1	1	1.000	0	2	2	3	2	0	0	3	19	12	W	111-96
04/14/21	at NOP	S	35:07	6	10	.600	4	7	.571	0	0	.000	0	4	4	2	0	0	1	2	-11	16	W	116-106
04/16/21	at DAL	S	40:43	4	10	.400	2	6	.333	1	1	1.000	0	5	5	1	1	0	2	3	1	11	W	117-109
04/18/21	NOP	S	36:41	6	8	.750	3	5	.600	0	0	.000	0	4	4	1	0	0	0	6	-3	15	W	122-112 (OT)
04/20/21	CHA	S	37:37	5	12	.417	5	12	.417	1	1	1.000	1	3	4	4	1	1	1	1	6	16	W	109-97
04/21/21	ATL	S	40:14	6	11	.545	6	11	.545	0	0	.000	0	3	3	4	1	0	1	2	3	18	W	137-127 (OT)
04/24/21	TOR	S	37:02	6	10	.600	3	7	.429	1	1	1.000	0	3	3	2	0	0	0	0	1	16	W	120-103
04/26/21	PHX	S	29:16	6	11	.545	4	8	.500	1	1	1.000	0	3	3	2	1	0	1	5	-7	17	L	110-118
04/28/21	CHI	S	36:00	4	8	.500	3	5	.600	2	3	.667	1	3	4	2	0	0	0	0	12	13	W	113-94
05/02/21	at HOU	S	26:17	4	7	.571	3	6	.500	0	0	.000	0	3	3	1	1	0	0	3	17	11	W	122-97
05/03/21	at MEM	S	33:34	4	9	.444	2	6	.333	3	3	1.000	1	4	5	1	1	0	1	3	13	13	W	118-104
05/05/21	at DEN	S	24:01	4	9	.444	3	7	.429	3	3	1.000	0	2	2	2	1	0	1	2	-14	14	L	97-113
05/07/21	at PHX	S	37:37	3	11	.273	2	8	.250	4	4	1.000	1	2	3	3	0	0	1	3	-22	12	L	105-128
05/09/21	at LAC	S	45:35	8	17	.471	5	12	.417	3	3	1.000	0	4	4	3	2	1	1	1				



TREY BURKE



9TH SEASON IN THE NBA

4TH SEASON WITH THE MAVS

HEIGHT
6'0"WEIGHT
185BIRTHDAY
11.12.92ACQUIRED
SIGNED (12/1/20)PRIOR TO NBA
MICHIGANCOUNTRY
USA**GUARD**

CAREER TRANSACTIONS

- » Selected by Minnesota in the first round (ninth overall pick) of the 2013 NBA Draft...draft rights traded to Utah in exchange for the draft rights to 14th overall pick Shabazz Muhammad and 21st overall selection Gorgui Dieng (6/27/13).
- » Traded by Utah to Washington in exchange for a future second round pick (7/7/16).
- » Signed by New York (10/11/17) and waived by New York (10/14/17).
- » Signed multi-year deal with New York (1/14/18).
- » Traded by New York to Dallas with Kristaps Porzingis, Tim Hardaway Jr., and Courtney Lee in exchange for Dennis Smith Jr., DeAndre Jordan, Wesley Matthews and two future first round picks (1/31/19).
- » Signed by Philadelphia (7/30/19).
- » Waived by Philadelphia (2/6/20).
- » Signed by Dallas as a substitute player (7/1/20).
- » Signed multi-year deal with Dallas (12/1/20).

PROFESSIONAL CAPSULE

- » Holds career averages of 10.0 points, 1.9 rebounds, 3.2 assists and 21.8 minutes in 456 games (130 starts) with Utah, Washington, New York, Philadelphia and Dallas.
- » Has shot 80.8% (514-636 FTs) from the foul line
- » Has five career 30-point scoring games, including one 40-point effort (career-high 42 points at CHA 3/26/18).
- » Earned 2014 NBA All-Rookie First Team honors and honored three times as Western Conference Rookie of the Month (December, January, April)...led all rookies in FT% (.903)...ranked second among rookies in assists (5.7 apg), third in scoring (12.8 ppg), sixth in 3FG% (.330), second in 3-pointers made (111) and second in minutes (32.3 mpg)...finished third in balloting for the 2014 Kia NBA Rookie of the Year award, behind Michael Carter-Williams and Victor Oladipo...selected for BBVA Compass Rising Stars Challenge at NBA All-Star Weekend in 2014 (New Orleans) and 2015 (Brooklyn)...participated in Taco Bell Skills Challenge in 2014 and 2015, winning in 2014 with Team West alongside Damian Lillard.
- » Named 2018 All-NBA G League Third Team after averaging 26.6 ppg for Westchester.

SEASON HIGHLIGHTS

2020-21 (Dallas)

- Averaged 6.6 points, 1.3 assists and 14.7 minutes in 62 games (1 start).
- » Shot 42.8% (151-353 FG) from the field, 35.4% (58-164 3FG) from 3-point range and 89.5% (51-57 FT) from the line.
- » One game with 25+ points...two games with 20+ points (2-0 record)...six games with 15+ points...12 games with 10+ points.
- » Season-high 29 points (11-13 FG, 7-8 3FG) to go with 4 assists in 21 minutes vs. ORL (1/9/21)...his seven 3-pointers were his second-most in a game ever (8-10 3FG vs. HOU 7/31/20).
- » 22 points (9-16 FG, 4-8 3FG), including 16 in first half, to go with 3 assists and 2 steals in 32 minutes at IND (1/20/21).
- » Knocked his 500th career 3-pointer at the 2:12 mark of the fourth quarter at MIL (1/15/21).
- » 19 points (8-14 FG), including 15 in second quarter, to go with 5 assists and 2 steals in 28 minutes at SAC (4/26/21).
- » Recorded seven DNP-CDs...missed one game due to an illness (1/7/21) and two due a left calf strain (4/5-4/7/21).

2019-20 Season (Philadelphia and Dallas)

- » Averaged 7.4 points, 1.5 rebounds, 2.5 assists and 15.8 minutes in 33 games (1 start) for DAL and PHI.
- » Averaged 12.0 points, 1.9 rebounds, 3.8 assists, 1.1 steals and 23.9 minutes in 8 games (1 start) for DAL in the bubble...shot 42.7% (35-82 FG) from the field, 43.2% (16-37 3FG) from 3-point range and 90.9% (10-11 FT) from the line.
- » Averaged 5.9 points, 1.4 rebounds, 2.1 assists and 13.2 minutes in 32 games with PHI before being waived (2/6/20)...shot 46.5% (59-127 FG) from the field, 42.1% (16-38 3FGs) from 3-point range and 72.2% (13-18 FT) from the line.
- » 10 games with 10+ points, including two with 20+ points and one with 30+ points.
- » 21 points (9-12 FG, 1-3 3FG, 2-3 FT), season-high 8 assists and career-high-tying 4 steals in 27 minutes vs. CLE (12/7/19).
- » In first game with DAL in 2019-20, season-high 31 points (11-16 FG, 8-10 3FG, 1-2 FT) and 6 assists in 30 minutes off the bench vs. HOU (7/31/20).

2018-19 Season (New York and Dallas)

- » Averaged 10.9 points, 2.7 assists and 19.4 minutes in 58 games (8 starts) with NYK and DAL...in 25 games (1 start) with DAL, averaged 9.7 points and 2.6 assists in 17.4 minutes.
- » One 20-point/10-assist game (with NYK)...one game with 30+ points (with NYK)...four games with 25+ points (1 with DAL)...seven games with 20+ points (3 with DAL)...one game with 10+ assists (with NYK)...eight games with 5+ assists (4 with DAL).
- » Season-high 31 points (11-20 FG, 1-7 3FG, 8-10 FT) in 29 minutes at ORL (11/18/18).
- » 29 points (11-20 FG, 4-6 3FG, 3-3 FT), 6 rebounds, season-high 11 assists and season-high-tying 2 steals in 32 minutes at BOS (11/21/18).
- » Team-high 25 points (10-18 FG, 4-8 3FG, 1-2 FT), including 10 in third quarter, to go with team-high 8 assists in 31 minutes at OKC (3/31/19)
- » Missed six games due to a sprained right knee (12/3-14/18) and two due to illness (1/21/19, 2/27/19).



**2017-18 Season (New York and G League Westchester Knicks)**

- » Averaged career-high-tying 12.8 points, 2.0 rebounds, 4.7 assists and 21.8 minutes in 36 games (9 starts) after signing with NYK (1/14/18)...shot career-high 50.3% (193-384 FG) from the field, including 36.2% (38-105 3FG) from 3-point range.
- » Three double-doubles, three games with 20+ points and three games with 10+ assists.
- » Career-high 42 points (19-31 FG, 3-9 3FG, 1-1 FT) to go with 12 assists in 41 minutes at CHA (3/26/18).
- » Began season with Westchester, after being waived by NYK...in 26 games (all starts), averaged 26.6 points (2nd in G League), 3.3 rebounds, 5.5 assists and 1.9 steals in 37.0 minutes en route to being named to All-NBA G League Third Team.

2016-17 Season (Washington)

- » Appeared in 57 games, averaging 5.0 points and 1.8 assists in 12.3 minutes...shot 45.5% (116-255 FG) from the floor, career-high 44.3% (31-70 3FG) from 3-point range and 75.9% (22-29 FT) from the line.
- » Two games with 20+ points...four games with 10+ points.
- » Season-high 27 points (10-12 FG, 5-5 3FG, 2-2 FT) in 30 minutes vs. BKN (12/30/16).
- » In season finale, season-high-tying 27 points (10-13 FG, 5-7 3FG, 2-2 FT) to go with 4 assists in season-high 31 minutes at MIA (4/12/17).

2015-16 Season (Utah)

- » Averaged 10.6 points, 2.3 assists and 21.3 minutes in 64 games...shot 41.3% (262-634 FG) from the field, 34.4% (88-256 3FG) from 3-point range and 81.7% (67-82 FT) from the line.
- » Five games with 20+ points and 41 games with 10+ points.
- » Season-high 27 points (12-19 FG, 2-5 3FG, 1-2 FT) in 29 minutes vs. POR (12/31/15),

2014-15 Season (Utah)

- » Averaged career-high-tying 12.8 points, 2.7 rebounds, 4.3 assists, career-high 0.9 steals and 30.1 minutes in career-high 76 games (43 starts).
- » Knocked down a career-high 124 3-pointers (124-390, .318) and set career highs for FTM and FTA (109-145, .752).
- » In the 2015 BBVA Compass Rising Stars Challenge at NBA All-Star Weekend (Brooklyn), tallied 17 points for Team USA...also participated in 2015 Taco Bell Skills Challenge.
- » Three double-doubles...11 games with 20+ points...career-high 52 games with 10+ points...three games with 10+ assists.

2013-14 Season (Utah)

- » Appeared in 70 games (career-high 68 starts) for UTA, averaging career highs for points (12.8), rebounds (3.0), assists (5.7) and minutes (32.3)...shot 33.0% (111-336 3FG) from 3-point range and career-high 90.3% (102-113 FT) from the line.
- » Earned 2014 NBA All-Rookie First Team honors...honored three times as Western Conference Rookie of the Month (December, January, April) and became second Jazz player to win Rookie of the Month (Karl Malone, December 1985) and first to win the award in multiple months...finished third in balloting for the 2014 Kia NBA Rookie of the Year award.
- » Led all rookies in FT%...ranked second among rookies in assists, third in scoring, sixth in 3FG%, second in 3-pointers made (111) and second in minutes.
- » Participated in 2014 BBVA Compass Rising Stars Challenge at NBA All-Star Weekend (New Orleans)...won 2014 Taco Bell Skills Challenge alongside Damian Lillard.
- » Career-high eight double-doubles...two games with 30+ points...career-high 12 games with 20+ points...48 games with 10+ points...career-high seven games with 10+ assists.
- » Missed first 12 games of regular season due to right index finger surgery (10/30-11/18/13).

PLAYOFF CAPSULE

- » **2021 (DAL):** In two first round games vs. LAC, averaged 0.5 points, 0.5 rebounds and 0.5 assists in 8.5 minutes.
- » **2020 (DAL):** In six first round games (3 starts) vs. LAC, averaged 12.3 points, 3.2 rebounds, 2.0 assists, 1.3 steals and 26.0 minutes while shooting 50.8% (30-59 FG) from the field and 47.1% (8-17 3FG) from 3-point range...playoff career-high 25 points (10-14 FG, 4-5 3FG, 1-2 FT), 5 rebounds and 2 steals in 37 minutes in Game 4 vs. LAC (8/23/20).
- » **2017 (WAS):** Appeared in three postseason games for WAS (all in second round series vs. BOS) and recorded 5 assists in 20 minutes.

COLLEGE CAPSULE

- » In two seasons at Michigan, averaged 16.9 points, 3.3 rebounds, 5.7 assists, 1.3 steals and 35.7 minutes in 73 games (71 starts)...shot 45.0% (436-969 FG) from the field, 36.7% (133-362 3FG) from 3-point range and 77.7% (226-291 FT) from the line...played both seasons at Michigan alongside Hardaway Jr., who he also teamed with on the Knicks...consensus 2013 National Player of the Year, winning the 2013 Naismith National Player of the Year, John R. Wooden National Player of the Year, Sports Illustrated National Player of the Year, Oscar Robertson National Player of the Year and AP National Player of the Year awards, along with Bob Cousy Award as nation's top point guard...2013 consensus All-American and named to the John R. Wooden All-America Team and Associated Press All-America First Team...2013 Big Ten Player of the Year and All-Big Ten First Team.
- » **2012-13:** As team captain, started all 39 games and averaged team-highs of 18.6 points and 6.7 assists over 35.3 minutes in leading Michigan to 2013 NCAA title game...shot 46.3% (259-560 FG) from the field, 38.4% (76-198 3FG) from 3-point range and 80.1% (133-166 FT) from the line...led Big Ten and recorded single-season school record 260 assists...also led the conference in assists per game (6.7)...ranked second in Big Ten in scoring, third in FG%, ninth in 3-pointers made (76), seventh in FTM (133), and fifth in steals and minutes...hit game-tying 3-pointer to force OT in 87-85 win over Kansas to advance to Elite Eight (3/29/13 in Arlington, Texas)...game-high 24 points in 82-76 championship game loss to Louisville (4/8/13 in Atlanta)...named to 2013 NCAA Final Four All-Tournament Team...NCAA South Regional Most Outstanding Player.
- » **2011-12:** Played in all 34 games (33 starts) as a freshman, averaging team-high 14.8 points, 3.5 rebounds and 4.6 assists in 36.1 minutes en route to earning Big Ten Freshman of the Year and Big Ten All-Freshman Team honors...helped Michigan to its first Big Ten regular season championship in 26 years (shared title with Michigan State and Ohio State)...set a Michigan freshman assist record with 156...in 18 conference games (17 starts), led all Big Ten freshmen in scoring (15.8 ppg) and assists (4.3 apg).

INTERNATIONAL CAPSULE

- » Member of 2014 USA Men's Select Team that trained against the USA Basketball Men's National Team prior to the 2014 FIBA World Cup.

PERSONAL CAPSULE

- » Given name is Alfonso Clark Burke III...son of Alfonso "Benji" Burke II and Ronda Burke...hails from Columbus, Ohio.
- » Participated in NBA's Basketball Without Borders Africa 2015 and in the first-ever NBA Africa Game that summer.
- » Visited the Philippines to help host basketball clinics as part of NBA Cares.
- » Active in YMCAs and Boys & Girls Clubs in Columbus during the offseason.
- » Three-year starter at Northland High School and helped lead school to 2009 OHSAA Division I State Championship...Associated Press Ohio Mr. Basketball (2011)...All-City first team in 2011, second team in 2010...was a high school teammate of Jared Sullinger...high school coach was Jared's dad Satch Sullinger.
- » On Twitter [@TreyBurke](#).





TREY BURKE - NBA REGULAR SEASON STATISTICS

SEASON	TEAM	GP	GS	MIN	FG	FGA	FG%	3PM	3PA	3P%	FT	FTA	FT%	OR	DR	TOT	A	ST	TO	BS	PTS	PPG
2013-14	UTA	70	68	2,262	341	897	.380	111	336	.330	102	113	.903	37	171	208	396	42	131	6	895	12.8
2014-15	UTA	76	43	2,288	370	1,005	.368	124	390	.318	109	145	.752	31	173	204	328	65	124	15	973	12.8
2015-16	UTA	64	0	1,366	262	634	.413	88	256	.344	67	82	.817	18	94	112	148	35	80	6	679	10.6
2016-17	WAS	57	0	703	116	255	.455	31	70	.443	22	29	.759	7	40	47	100	11	48	5	285	5.0
2017-18	NYK	36	9	785	193	384	.503	38	105	.362	37	57	.649	13	58	71	170	24	43	4	461	12.8
2018-19	NYK	33	7	689	148	358	.413	30	86	.349	62	75	.827	15	47	62	94	21	29	5	388	11.8
Went from NYK to DAL.																						
2018-19	DAL	25	1	436	88	191	.461	26	74	.351	41	49	.837	13	24	37	65	12	19	2	243	9.7
2018-19	TOT	58	8	1,124	236	549	.430	56	160	.350	103	124	.831	28	71	99	159	33	48	7	631	10.9
2019-20	PHI	25	0	329	59	127	.465	16	38	.421	13	18	.722	15	20	35	53	7	12	1	147	5.9
Went from PHI to DAL.																						
2019-20	DAL	8	1	191	35	82	.427	16	37	.432	10	11	.909	1	14	15	30	9	9	1	96	12.0
2019-20	TOT	33	1	520	94	209	.450	32	75	.427	23	29	.793	16	34	50	83	16	21	2	243	7.4
2020-21	DAL	62	1	911	151	353	.428	58	164	.354	51	57	.895	10	44	54	81	36	33	7	411	6.6
TOTALS		456	130	9,959	1,763	4,286	.411	538	1,556	.346	514	636	.808	160	685	845	1,465	262	528	52	4,578	10.0
PER GAME		--	--	21.8	3.9	9.4	--	1.2	3.4	--	1.1	1.4	--	0.4	1.5	1.9	3.2	0.6	1.2	0.1	10.0	--

TREY BURKE - NBA POSTSEASON STATISTICS

SEASON	TEAM	GP	GS	MIN	FG	FGA	FG%	3PM	3PA	3P%	FT	FTA	FT%	OR	DR	TOT	A	ST	TO	BS	PTS	PPG	
2016-17	WAS	3	0	20	0	4	.000	0	2	.000	0	0	.000	0	0	0	5	0	0	0	0	0	0.0
2019-20	DAL	6	3	156	30	59	.508	8	17	.471	6	10	.600	2	17	19	12	8	6	2	74	12.3	
2020-21	DAL	2	0	17	0	7	.000	0	3	.000	1	2	.500	1	0	1	1	0	0	0	1	0.5	
TOTALS		11	3	193	30	70	.429	8	22	.364	7	12	.583	3	17	20	18	8	6	2	75	6.8	
PER GAME		--	--	17.5	2.7	6.4	--	0.7	2.0	--	0.6	1.1	--	0.3	1.5	1.8	1.6	0.7	0.5	0.2	6.8	--	

	REG CAREER HIGHS		2020-21 REG HIGHS		2020-21 POST HIGHS
PTS	42 at CHA 3/26/18	PTS	29 vs. ORL 1/9/21	PTS	1 vs. LAC 5/30/21
FGM	19 at CHA 3/26/18	FGM	11 vs. ORL 1/9/21	FGM	--
FGA	31 at CHA 3/26/18	FGA	16 at IND 1/20/21	FGA	4 vs. LAC 5/30/21
3FGM	8 vs. HOU 7/31/20	3FGM	7 vs. ORL 1/9/21	3FGM	--
3FGA	13 vs. MIN 3/23/15	3FGA	8 3 times	3FGA	2 vs. LAC 5/30/21
FTM	10 at MIN 4/16/14	FTM	6 at NOP 3/27/21	FTM	1 vs. LAC 5/30/21
FTA	10 2 times	FTA	7 at NOP 3/27/21	FTA	2 vs. LAC 5/30/21
OREB	3 7 times	OREB	2 at MIL 1/15/21	OREB	1 vs. LAC 5/30/21
DREB	9 vs. SAC 12/7/13	DREB	4 vs. CHI 1/17/21	DREB	--
TREB	10 vs. SAC 12/7/13	TREB	4 vs. CHI 1/17/21	TREB	1 vs. LAC 5/30/21
ASTS	15 2 times	ASTS	6 vs. OKC 3/3/21	ASTS	1 vs. LAC 5/30/21
STLS	4 5 times	STLS	4 at GSW 4/27/21	STLS	--
BLKS	2 7 times	BLKS	2 at CLE 5/9/21	BLKS	--
MINS	48 at MIN 4/16/14	MINS	32 at CHA 1/13/21	MINS	9 vs. LAC 5/30/21






2020-21 GAME-BY-GAME REGULAR SEASON STATISTICS (DAL)

DATE	OPP	P/S	MIN	FG	FGA	FG%	3PM	3PA	3P%	FT	FTA	FT%	OR	DR	TOT	A	ST	BS	TO	PF	+/-	PTS	W/L	SCORE	
12/23/20	at PHX	P	19:35	3	6	.500	1	1	1.000	0	0	.000	0	0	0	0	0	0	1	0	-1	7	L	102-106	
12/25/20	at LAL	P	24:28	5	10	.500	4	7	.571	3	4	.750	0	1	1	2	0	1	0	5	-13	17	L	115-138	
12/27/20	at LAC	P	17:30	2	3	.667	1	2	.500	0	0	.000	0	2	2	1	1	0	1	0	28	5	W	124-73	
12/30/20	CHA	P	19:46	1	9	.111	1	6	.167	0	0	.000	0	1	1	4	2	0	1	0	0	3	L	99-118	
01/01/21	MIA	P	17:19	2	5	.400	0	1	.000	4	4	1.000	0	3	3	0	0	0	1	3	-4	8	W	93-83	
01/03/21	at CHI	P	17:17	3	9	.333	0	3	.000	1	1	1.000	0	2	2	3	1	0	1	1	-12	7	L	108-118	
01/04/21	at HOU	P	08:42	1	5	.200	1	3	.333	0	0	.000	0	1	1	0	0	0	1	3	-13	3	W	113-100	
01/07/21	at DEN	P																					W	124-117 (OT)	
01/09/21	ORL	P	21:02	11	13	.846	7	8	.875	0	0	.000	0	0	0	4	0	1	1	3	25	29	W	112-98	
01/13/21	at CHA	P	32:23	2	12	.167	2	8	.250	2	3	.667	1	1	2	4	1	0	1	2	13	8	W	104-93	
01/15/21	at MIL	P	27:42	5	12	.417	3	6	.500	0	0	.000	2	1	3	1	0	0	0	1	-9	13	L	109-112	
01/17/21	CHI	P	28:42	2	7	.286	0	2	.000	1	3	.333	0	4	4	1	1	0	1	3	-23	5	L	101-117	
01/18/21	at TOR	P	26:06	5	11	.455	2	6	.333	5	5	1.000	0	0	0	3	2	0	0	2	-16	17	L	93-116	
01/20/21	at IND	P	31:43	9	16	.563	4	8	.500	0	0	.000	1	0	1	3	2	0	2	3	7	22	W	124-112	
01/22/21	at SAS	P	20:30	5	10	.500	2	5	.400	1	1	1.000	0	1	1	0	1	0	0	2	3	13	W	122-117	
01/23/21	HOU	P	23:48	4	9	.444	1	4	.250	4	4	1.000	0	1	1	1	3	0	0	2	-16	13	L	108-133	
01/25/21	DEN	P	25:46	4	6	.667	1	3	.333	0	0	.000	0	0	0	1	2	0	1	2	1	9	L	113-117	
01/27/21	at UTA	P	21:07	2	3	.667	2	2	1.000	2	2	1.000	0	1	1	3	0	0	0	0	4	8	L	104-116	
01/29/21	at UTA	P	18:20	3	8	.375	0	4	.000	0	0	.000	0	3	3	2	2	0	1	4	-2	6	L	101-120	
01/30/21	PHX	P	09:08	2	3	.667	0	1	.000	0	0	.000	0	1	1	1	0	0	2	2	-1	4	L	105-111	
02/01/21	PHX	P	3:18	0	1	.000	0	0	.000	0	0	.000	0	0	0	0	0	0	0	1	-1	0	L	108-109	
02/03/21	at ATL	P	5:18	0	2	.000	0	1	.000	0	0	.000	0	0	0	1	1	0	0	0	-4	0	W	122-116	
02/04/21	GSW	P	13:40	2	7	.286	0	3	.000	0	0	.000	0	1	1	2	0	0	0	0	-5	4	L	116-147	
02/06/21	GSW	P	5:29	2	3	.667	1	1	1.000	0	0	.000	0	0	0	1	1	0	0	1	4	5	W	134-132	
02/08/21	MIN	P	7:59	2	4	.500	1	2	.500	0	0	.000	0	1	1	1	0	0	0	1	5	W	127-122		
02/10/21	ATL	P	4:34	0	0	.000	0	0	.000	0	0	.000	0	0	0	0	1	0	0	0	-4	0	W	118-117	
02/12/21	NOP	P	5:31	1	2	.500	1	2	.500	0	0	.000	0	0	0	0	1	0	0	0	3	3	W	143-130	
02/14/21	POR	P	9:39	1	2	.500	1	2	.500	0	0	.000	0	1	1	3	0	0	0	0	8	3	L	118-121	
02/22/21	MEM	P	9:59	0	1	.000	0	1	.000	0	0	.000	0	0	0	0	0	0	1	0	1	0	W	102-92	
02/23/21	BOS	P	2:57	0	0	.000	0	0	.000	0	0	.000	0	0	0	0	0	0	2	0	-4	0	W	110-107	
02/25/21	at PHI	P	16:32	3	6	.500	1	3	.333	2	2	1.000	0	1	1	2	0	0	0	1	-6	9	L	97-111	
02/27/21	at BKN	P	9:59	2	6	.333	2	3	.667	0	0	.000	0	0	0	0	0	0	1	0	-10	6	W	115-98	
03/01/21	at ORL	P	9:52	4	5	.800	1	2	.500	2	2	1.000	0	1	1	2	0	0	0	0	9	11	W	130-124	
03/03/21	OKC	P	21:35	4	9	.444	1	4	.250	0	0	.000	0	2	2	6	1	0	0	0	13	9	W	87-78	
03/10/21	SAS	P	7:49	2	3	.667	1	2	.500	0	0	.000	0	0	0	0	0	0	0	0	4	5	W	115-104	
03/11/21	at OKC	P	18:50	1	6	.167	0	2	.000	0	0	.000	0	0	0	0	3	0	0	0	2	6	L	108-116	
03/13/21	at DEN	P	12:38	2	5	.400	1	4	.250	0	0	.000	0	0	0	1	0	0	0	1	3	5	W	116-103	
03/15/21	LAC	P	6:41	0	1	.000	0	0	.000	0	0	.000	0	0	0	0	0	0	1	0	7	0	L	99-109	
03/17/21	LAC	P	04:59	1	1	1.000	0	0	.000	0	0	.000	0	0	0	0	0	0	0	0	-7	2	W	105-89	
03/19/21	at POR	P	11:41	4	4	1.000	2	2	1.000	0	0	.000	0	2	2	0	1	0	1	0	-1	10	L	119-125	
03/21/21	at POR	P	8:34	1	2	.500	0	1	.000	0	0	.000	0	1	1	1	0	0	0	2	2	2	W	132-92	
03/24/21	at MIN	P	8:40	0	2	.000	0	2	.000	0	0	.000	0	0	0	2	0	1	0	0	-1	0	W	128-108	
03/26/21	IND	P	17:34	3	8	.375	0	1	.000	0	0	.000	1	1	2	2	0	0	2	1	-7	6	L	94-109	
03/27/21	at NOP	P	16:48	3	7	.429	1	3	.333	6	7	.857	0	2	2	1	0	0	0	0	-2	13	L	103-112	
03/29/21	at OKC	P	12:42	3	5	.600	0	2	.000	0	0	.000	0	1	1	1	0	2	0	1	0	-12	6	W	127-106
03/31/21	at BOS	P	2:41	1	2	.500	1	2	.500	0	0	.000	0	0	0	0	0	0	0	0	4	3	W	113-108	
04/02/21	at NYK	P	5:39	1	2	.500	0	0	.000	0	0	.000	0	0	0	1	0	0	0	0	-10	2	W	99-86	
04/03/21	at WAS	P	9:54	1	4	.250	0	1	.000	1	2	.500	0	0	0	0	0	0	0	1	0	3	W	109-87	
04/05/21	UTA	P																					W	111-103	
04/07/21	at HOU	P																					L	93-102	
04/08/21	MIL	P																					W	116-101	
04/11/21	SAS	P	09:46	2	6	.333	0	2	.000	0	0	.000	0	1	1	2	2	0	0	0	12	4	L	117-119	
04/12/21	PHI	P	7:52	1	3	.333	0	2	.000	0	0	.000	0	0	0	0	0	0	1	1	1	2	L	95-113	
04/14/21	at MEM	P																					W	114-113	
04/16/21	NYK	P																					L	109-117	
04/18/21	SAC	P																					L	107-121	
04/21/21	DET	P																					W	127-117	
04/22/21	LAL	P																					W	115-110	
04/24/21	LAL	P																					W	108-93	
04/26/21	at SAC	P	28:13	8	14	.571	3	7	.429	0	0	.000	1	1	2	5	2	0	0	1	13	19	L	106-113	
04/27/21	at GSW	S	31:16	2	13	.154	1	1	1.000	3	3	1.000	0	0	0	2	4	1	1	2	32	8	W	133-103	
04/29/21	at DET	P	18:43	5	8	.625	1	2	.500	4	4	1.000	0	1	1	2	1	1	3	3	1	15	W	115-105	
05/01/21	WAS	P	11:51	3	4	.750	1	2	.500	0	0	.000	0	0	0	0	0	0	0	0	9	7	W	125-124	
05/02/21	SAC	P	17:17	2	6	.333	1	2	.500	2	2	1.000	0	0	0	0	0	0	1	1	-18	7	L	99-111	
05/04/21	at MIA	P	6:53	2	4	.500	0	1	.000	1	1	1.000	0	0	0	0	0	0	0	1	-7	5	W	127-113	
05/06/21	BKN	P	11:18	0	6	.000	0	1	.000	2	2	1.000	1	1	2	0	0	0	0	0	-3	2	W	113-109	
05/07/21	CLE	P	19:54	3	7	.429	1	3	.333	1	1	1.000	1	1	2	1	0	0	1	1	2	8	W	110-90	
05/09/21	at CLE	P	15:02	3	8	.375	1	3	.333	0	0	.000	1	0	1	2	1	2	1	2	12	7	W	124-97	
05/11/21	at MEM	P	20:58	1	5	.200	1	5	.200	4	4	1.000	0	0	0	1	0	0	0	1	-13	7	L	104-133</	



WILLIE CAULEY-STEIN



7TH SEASON IN THE NBA

3RD SEASON WITH THE MAVS

HEIGHT
7'0"WEIGHT
240BIRTHDAY
8.18.93ACQUIRED
SIGNED (12/1/20)PRIOR TO NBA
KENTUCKYCOUNTRY
USA**CENTER**

CAREER NOTES AND TRANSACTIONS

- » Selected by Sacramento in the first round (sixth overall pick) of the 2015 NBA Draft.
- » Signed by Golden State (7/8/19).
- » Traded from Golden State to Dallas in exchange for a second round pick (1/25/20).
- » Signed by Dallas (12/1/20).

PROFESSIONAL CAPSULE

- » Holds career averages of 9.1 points (.545 FG%), 6.0 rebounds, 1.5 assists and 22.6 minutes in 402 career games (253 starts) with Sacramento, Golden State and Dallas.
- » Named to the 2015-16 NBA All-Rookie Second Team.

SEASON HIGHLIGHTS

2020-21 (Dallas)

- » Averaged 5.3 points, 4.5 rebounds and 17.1 minutes in 53 games (16 starts) while shooting career-high (team-high) 63.2% (115-182 FG) from the field.
- » As a starter, averaged 6.9 points (.639 FG%), 6.6 rebounds, 1.2 assists and 1.1 blocks in 23.1 minutes.
- » One double-double...two games with 15+ points...nine games with 10+ points...three games with 10+ rebounds.
- » In first start of season (3rd with DAL), 15 points (5-7 FG, 5-6 FT), 7 rebounds, 2 assists, 1 steal and 1 block in 24 minutes at HOU (1/4/21).
- » Pulled down a season-high 14 boards at CHA (1/13/21), his most in a DAL uniform.
- » 14 points (7-8 FG), 9 rebounds, 2 assists and season-high 4 blocks in 30 minutes vs. PHX (1/30/21).
- » Season-high 16 points (7-8 FG, 2-3 FT) to go with 8 rebounds (3 OR) in 15 minutes at MEM (5/11/21).
- » Recorded seven DNP-CDs...missed 12 games due to health and safety protocols (3/19-4/8/21).

2019-20 Season (Golden State and Dallas)

- » Averaged 7.2 points, 5.8 rebounds, 1.3 assists, 0.9 steals, career-high 1.1 blocks and 20.3 minutes in 54 games (39 starts) with GSW and DAL...shot 57.9% (175-302 FG) from the field, including 68.9% (31-45 FG) with DAL.
- » In 41 games (37 starts) with GSW, averaged 7.9 points, 6.2 rebounds and 1.5 blocks in 23.0 minutes.
- » In 13 games (2 starts) with DAL, averaged 5.2 points and 4.6 rebounds in 12.1 minutes.
- » Three double-doubles (1 with DAL)...two games with 15+ points (1 with DAL)...18 games with 10+ points (1 with DAL)...six games with 10+ rebounds (2 with DAL).
- » Season-high 17 points and 8 rebounds in 24 minutes vs. MEM (12/9/19).
- » 15 points (7-7 FG, 1-1 FT), 10 rebounds and 2 blocks in 25 minutes at CHA (2/8/20).
- » Did not travel with the team to the Orlando bubble...missed 15 games due to personal reasons (2/21-3/2/20; 7/31-8/13/20), one due to an illness (3/10/20) and an additional two due to his trade transition.

2018-19 Season (Sacramento)

- » Appeared in career-high 81 games (all starts), averaging 11.9 points (.556 FG%), career-high 8.4 rebounds, 2.4 assists, career-high 1.2 steals and 27.3 minutes while shooting 55.6% (412-741 FG) from the field.
- » Set career highs for double-doubles (22), 10-point games (55), 15-rebound efforts (3) and 10-rebound outings (27)...eight games with 20+ points.
- » Season-high 26 points (11-17 FG) and 13 rebounds in 34 minutes at MIA (10/29/18).

2017-18 Season (Sacramento)

- » Averaged career-high 12.8 points, 7.0 rebounds, 2.4 assists, 1.1 steals, 0.9 blocks and career-high 28.0 minutes in 73 games (57 starts)...shot 50.2% (388-733 FG) from the floor.
- » Team-high 12 double-doubles...career-high 11 20-point games...48 games with 10+ points...13 games with 10+ rebounds.
- » Led SAC in scoring 14 times, rebounding 32 times and assists nine times.
- » Missed seven games due to a lower back strain (12/6-12/10/17, 3/3-3/9/18) and two due to a right knee bone contusion (1/28/18, 1/30/18).

2016-17 Season (Sacramento)

- » Appeared in 75 games (21 starts), averaging 8.1 points, 4.5 rebounds, 1.1 assists and 18.9 minutes while shooting 53.0% (255-481 FG) from the field.
- » Eight double-doubles...two games with 20+ points...28 games with 10+ points...10 games with 10+ rebounds.
- » Led the Kings in scoring five times, rebounding 12 times and assists twice.
- » Career-high 29 points (14-22 FG) and 10 rebounds in 35 minutes vs. DEN (2/23/17).

2015-16 Season (Sacramento)

- » Appeared in 66 games (39 starts), averaging 7.0 points, 5.3 rebounds, 1.0 blocks and 21.4 minutes while shooting 56.3% (191-339 FG) from the field.
- » Three double-doubles...two games with 20+ points...20 games with 10+ points...five games with 10+ rebounds (4-1 record).
- » First career double-double with 12 points (5-8 FG), 10 rebounds, 2 steals and 2 blocks in 29 minutes in win at LAL (1/20/16).
- » Season-high 26 points (11-19 FG) vs. PHX (3/25/16) followed by 21 points (8-11 FG, 5-5 FT) vs. DAL (3/27/16), becoming the first Kings rookie to score 20+ points in consecutive games off the bench (and the first Kings player to accomplish the feat since Walt Williams did so in 3 straight games during the 1992-93 campaign).





- » Missed 12 games due to a right index finger open dislocation (12/5-12/30/15) suffered in the fourth quarter vs. BOS in Mexico City (12/3/15)...missed two games due to a right middle finger laceration (1/5-1/7/16)...missed two games due flu-like symptoms (3/18-3/20/16).

PLAYOFF CAPSULE

- » **2021 (DAL):** In six first round games vs. LAC, averaged 2.5 points, 2.7 rebounds and 0.7 blocks in 10.5 minutes while shooting 66.7% (6-9 FG) from the floor and going 3-for-3 from the free throw line...postseason highs of 6 points (3-3 FG) and 6 rebounds in 15 minutes in Game 2 at LAC (5/25/21)...5 points, 4 rebounds, 1 assist, 1 steal and 2 blocks in 14 minutes in Game 3 vs. LAC (5/28/21).
- » **2020 (DAL):** Missed the 2020 postseason due to personal reasons (did not travel with the team to the Orlando bubble).

COLLEGE CAPSULE

- » Played three seasons at Kentucky, averaging 8.0 points, 6.2 rebounds and 2.2 blocks in 105 career games (70 starts)...finished his Wildcat career as the only player in school history to record at least 500 rebounds, 200 blocks and 100 steals...ranks second all-time in the UK record books with 233 blocks...consensus First Team All-American (2015)...First Team All-SEC (2015)...SEC Defensive Player of the Year (2015)...two-time All-SEC Defensive Team selection (2014, 2015)...SEC All-Freshman Team (2013).
- » **2014-15:** As a junior, averaged 8.9 points (.572 FG%), 6.4 rebounds, 1.2 steals and 1.7 blocks in 39 games (38 starts)...became the first AP First Team All-America selection to average less than 10 ppg...also named 2015 SEC Tournament MVP and selected to NCAA Tournament Midwest Region All-Tournament Team...helped Kentucky, the 2014-15 SEC regular-season and tournament champion, become the first Division I team to reach the Final Four with an undefeated record (39-0) since UNLV in 1991.
- » **2013-14:** As a sophomore, averaged 6.8 points, 6.1 rebounds, 1.2 steals, 2.9 blocks and 23.8 minutes in 37 games (18 starts)...recorded 106 blocked shots, tied for the second-most in a single season in UK history (Anthony Davis, 186, 2011-12; Nerlens Noel, 106, 2012-13)...suffered a left ankle injury in the Wildcats' victory over Louisville in the Sweet 16 and did not play in the team's Elite Eight game vs. Notre Dame or Final Four game vs. Wisconsin.
- » **2012-13:** Earned SEC All-Freshman Team honors after averaging 8.3 points, 6.2 rebounds, 2.1 blocks and 23.6 minutes in 29 games (14 starts).

PERSONAL CAPSULE

- » Born in Spearville, Kansas, as the son of Willie Cauley and Marlene Stein.
- » Given name is Willie Durmond Cauley Jr....in 2015, changed his full name to Willie Trill Cauley Stein to honor his mother and maternal grandparents Norma and Val Stein...added "Trill" as a middle name, a nickname given to him by his friends.
- » Transferred to Olathe Northwest High School (Olathe, Kansas) as a sophomore...averaged 15.8 points and 8.5 rebounds as a junior...ranked the 10th-best center in the country by Scout.com and ESPNU Recruiting and the sixth-best by Rivals.com...ranked 20th overall by Scout, while ESPNU rated him at 32nd and Rivals at 39th...also starred on the football field, catching 57 passes for 1,140 yards and 14 touchdowns through nine games in 2011 as a wide receiver.
- » On Twitter @THEwillieCS15.

WILLIE CAULEY-STEIN - NBA REGULAR SEASON STATISTICS

SEASON	TEAM	GP	GS	MIN	FG	FGA	FG%	3PM	3PA	3P%	FT	FTA	FT%	OR	DR	TOT	A	ST	TO	BS	PTS	PPG
2015-16	SAC	66	39	1,412	191	339	.563	0	2	.000	81	125	.648	134	218	352	37	47	46	66	463	7.0
2016-17	SAC	75	21	1,421	255	481	.530	0	2	.000	101	151	.669	85	254	339	80	53	69	44	611	8.1
2017-18	SAC	73	57	2,044	388	773	.502	3	12	.250	153	247	.619	131	379	510	172	77	109	67	932	12.8
2018-19	SAC	81	81	2,213	412	741	.556	1	2	.500	140	254	.551	181	497	678	194	96	84	51	965	11.9
2019-20	GSW	41	37	941	144	257	.560	0	0	.000	35	57	.614	71	184	255	60	45	35	50	323	7.9
Went from GSW to DAL.																						
2019-20	DAL	13	2	157	31	45	.689	0	1	.000	5	9	.556	13	47	60	10	4	5	11	67	5.2
2019-20	TOT	54	39	1,097	175	302	.579	0	1	.000	40	66	.606	84	231	315	70	49	40	61	390	7.2
2020-21	DAL	53	16	906	115	182	.632	1	11	.091	49	78	.628	66	170	236	35	21	29	43	280	5.3
TOTALS		402	253	9,092	1,536	2,818	.545	5	30	.167	564	921	.612	681	1,749	2,430	588	343	377	332	3,641	9.1
PER GAME		--	--	22.6	3.8	7.0	--	0.0	0.1	--	1.4	2.3	--	1.7	4.4	6.0	1.5	0.9	0.9	0.8	9.1	--

WILLIE CAULEY-STEIN - NBA POSTSEASON STATISTICS

SEASON	TEAM	GP	GS	MIN	FG	FGA	FG%	3PM	3PA	3P%	FT	FTA	FT%	OR	DR	TOT	A	ST	TO	BS	PTS	PPG	
2018-19	GSW	0	0	0	0	0	0	0	0	0	0	0	0	0	0	0	0	0	0	0	0	0	0.0
2020-21	DAL	6	0	63	6	9	.667	0	0	.000	3	3	1.000	3	13	16	3	2	3	4	15	2.5	
TOTALS		6	0	63	6	9	.667	0	0	.000	3	3	1.000	3	13	16	3	2	3	4	15	2.5	
PER GAME		--	--	10.5	1.0	1.5	--	0.0	0.0	--	0.5	0.5	--	0.5	2.2	2.7	0.5	0.3	0.5	0.7	2.5	--	

	REG CAREER HIGHS	2020-21 REG HIGHS	2020-21 POST HIGHS
PTS	29 vs. DEN 2/23/17	16 at MEM 5/11/21	6 at LAC 5/25/21
FGM	14 vs. DEN 2/23/17	7 2 times	3 at LAC 5/25/21
FGA	22 vs. DEN 2/23/17	9 at IND 1/20/21	3 at LAC 5/25/21
3FGM	1 5 times	1 vs. GSW 2/4/21	3FGM --
3FGA	2 2 times	2 vs. GSW 2/4/21	3FGA --
FTM	8 2 times	5 at HOU 1/4/21	FTM 3 vs. LAC 5/28/21
FTA	11 2 times	6 3 times	FTA 3 vs. LAC 5/28/21
OREB	6 6 times	OREB 4 at LAC 12/27/20	OREB 2 vs. LAC 5/28/21
DREB	15 vs. DAL 3/21/19	DREB 11 at CHA 1/13/21	DREB 5 at LAC 5/25/21
TREB	18 vs. DAL 3/21/19	TREB 14 at CHA 1/13/21	TREB 6 at LAC 5/25/21
ASTS	7 2 times	ASTS 2 10 times	ASTS 1 3 times
STLS	7 vs. DEN 1/6/18	STLS 3 at SAC 4/26/21	STLS 1 2 times
BLKS	5 2 times	BLKS 4 vs. PHX 1/30/21	BLKS 2 vs. LAC 5/28/21
MINS	42 vs. WAS 3/10/17	MINS 31 vs. LAL 4/22/21	MINS 19 vs. LAC 6/4/21





2020-21 GAME-BY-GAME REGULAR SEASON STATISTICS (DAL)

DATE	OPP	P/S	MIN	FG	FGA	FG%	3PM	3PA	3P%	FT	FTA	FT%	OR	DR	TOT	A	ST	BS	TO	PF	+/-	PTS	W/L	SCORE
12/23/20	at PHX	P	6:02	1	1	1.000	0	0	.000	0	0	.000	0	2	2	1	0	0	0	1	14	2	L	102-106
12/25/20	at LAL	P	14:05	0	3	.000	0	0	.000	0	0	.000	0	2	2	0	2	1	1	3	-6	0	L	115-138
12/27/20	at LAC	P	18:01	3	5	.600	0	1	.000	3	3	1.000	4	2	6	2	0	1	0	0	31	9	W	124-73
12/30/20	CHA	P	9:21	2	2	1.000	0	0	.000	1	4	.250	1	2	3	0	0	0	1	4	-2	5	L	99-118
01/01/21	MIA	P	11:06	0	1	.000	0	0	.000	0	0	.000	1	2	3	0	0	0	2	2	-1	0	W	93-83
01/03/21	at CHI	P	11:44	4	5	.800	0	0	.000	0	2	.000	2	2	4	0	0	0	0	6	-1	8	L	108-118
01/04/21	at HOU	S	24:08	5	7	.714	0	0	.000	5	6	.833	2	5	7	2	1	1	0	4	18	15	W	113-100
01/07/21	at DEN	S	26:16	1	1	1.000	0	0	.000	3	4	.750	2	7	9	1	0	1	0	4	4	5	W	124-117 (OT)
01/09/21	ORL	S	23:19	2	5	.400	0	0	.000	2	2	1.000	1	6	7	2	0	0	1	2	4	6	W	112-98
01/13/21	at CHA	S	29:46	2	2	1.000	0	0	.000	0	0	.000	3	11	14	2	1	3	2	1	7	4	W	104-93
01/15/21	at MIL	S	30:29	5	7	.714	0	0	.000	1	2	.500	3	7	10	1	0	1	0	4	-3	11	L	109-112
01/17/21	CHI	S	27:06	5	8	.625	0	1	.000	0	1	.000	1	4	5	0	0	0	1	2	-4	10	L	101-117
01/18/21	at TOR	S	19:23	2	5	.400	0	0	.000	2	4	.500	0	3	3	0	1	0	3	4	-3	6	L	93-116
01/20/21	at IND	P	18:56	4	9	.444	0	0	.000	2	4	.500	1	4	5	2	2	2	0	3	4	10	W	124-112
01/22/21	at SAS	P	14:32	3	4	.750	0	0	.000	1	2	.500	2	2	4	1	0	0	0	2	-16	7	W	122-117
01/23/21	HOU	S	18:16	3	4	.750	0	0	.000	0	0	.000	1	2	3	0	0	1	0	3	-26	6	L	108-133
01/25/21	DEN	S	26:32	0	3	.000	0	0	.000	2	4	.500	1	2	3	1	1	0	0	3	17	2	L	113-117
01/27/21	at UTA	P	3:03	1	1	1.000	0	0	.000	0	0	.000	1	0	1	0	0	0	0	1	2	2	L	104-116
01/29/21	at UTA	P	9:11	0	0	.000	0	0	.000	0	0	.000	0	3	3	0	0	0	1	1	-1	0	L	101-120
01/30/21	PHX	S	29:44	7	8	.875	0	0	.000	0	0	.000	3	6	9	2	0	4	1	6	5	14	L	105-111
02/01/21	PHX	P	13:47	2	2	1.000	0	0	.000	0	0	.000	0	1	1	0	0	0	0	0	-4	4	L	108-109
02/03/21	at ATL	P	10:53	1	1	1.000	0	0	.000	0	0	.000	1	1	2	1	0	2	0	3	-4	2	W	122-116
02/04/21	GSW	P	5:35	1	2	.500	1	2	.500	0	0	.000	0	0	0	0	0	1	0	-6	3	L	116-147	
02/06/21	GSW	P																					W	134-132
02/08/21	MIN	P																					W	127-122
02/10/21	ATL	P	23:26	5	6	.833	0	0	.000	4	4	1.000	0	6	6	0	0	0	0	2	19	14	W	118-117
02/12/21	NOP	P	13:02	3	4	.750	0	1	.000	0	0	.000	0	3	3	2	0	0	0	3	5	6	W	143-130
02/14/21	POR	P	16:27	0	3	.000	0	0	.000	2	2	1.000	3	2	5	0	1	2	0	1	5	2	L	118-121
02/22/21	MEM	P	20:50	1	3	.333	0	0	.000	2	2	1.000	2	4	6	0	1	1	1	3	2	4	W	102-92
02/23/21	BOS	P	23:56	2	2	1.000	0	0	.000	1	2	.500	0	4	4	0	0	1	0	2	-4	5	W	110-107
02/25/21	at PHI	P	17:08	1	4	.250	0	1	.000	0	0	.000	2	3	5	2	0	0	1	1	-7	2	L	97-111
02/27/21	at BKN	P	16:58	3	3	1.000	0	0	.000	0	0	.000	1	3	4	1	0	2	0	1	12	6	W	115-98
03/01/21	at ORL	P	3:50	1	1	1.000	0	0	.000	0	0	.000	1	0	1	1	0	0	0	1	-3	2	W	130-124
03/03/21	OKC	P																					W	87-78
03/10/21	SAS	P	13:51	5	6	.833	0	0	.000	0	0	.000	1	1	2	0	0	0	0	2	3	10	W	115-104
03/11/21	at OKC	S	20:09	0	2	.000	0	1	.000	0	0	.000	0	4	4	2	0	2	0	1	-3	0	L	108-116
03/13/21	at DEN	P																					W	116-103
03/15/21	LAC	P	16:13	3	5	.600	0	0	.000	0	0	.000	0	2	2	0	1	1	0	2	8	6	L	99-109
03/17/21	LAC	P	11:55	1	2	.500	0	1	.000	2	2	1.000	0	2	2	0	0	2	0	2	10	4	W	105-89
03/19/21	at POR	P																					L	119-125
03/21/21	at POR	P																					W	132-92
03/24/21	at MIN	P																					W	128-108
03/26/21	IND	P																					L	94-109
03/27/21	at NOP	P																					L	103-112
03/29/21	at OKC	P																					W	127-106
03/31/21	at BOS	P																					W	113-108
04/02/21	at NYK	P																					W	99-86
04/03/21	at WAS	P																					W	109-87
04/05/21	UTA	P																					W	111-103
04/07/21	at HOU	P																					L	93-102
04/08/21	MIL	P																					W	116-101
04/11/21	SAS	P																					L	117-119
04/12/21	PHI	P	10:05	0	1	.000	0	0	.000	0	0	.000	0	2	2	0	0	0	1	3	-7	0	L	95-113
04/14/21	at MEM	P																					W	114-113
04/16/21	NYK	P																					L	109-117
04/18/21	SAC	P	5:16	1	1	1.000	0	0	.000	2	2	1.000	0	3	3	0	0	0	0	1	2	4	L	107-121
04/21/21	DET	P	12:56	3	4	.750	0	0	.000	2	3	.667	2	2	4	1	0	1	0	6	10	8	W	127-117
04/22/21	LAL	P	31:05	4	7	.571	0	1	.000	3	6	.500	3	5	8	1	1	2	0	1	18	11	W	115-110
04/24/21	LAL	P	19:26	2	2	1.000	0	0	.000	4	6	.667	1	1	2	1	0	0	2	3	-8	8	W	108-93
04/26/21	at SAC	P	26:47	4	6	.667	0	0	.000	0	3	.000	3	4	7	0	3	1	1	1	6	8	L	106-113
04/27/21	at GSW	P	23:12	3	4	.750	0	0	.000	0	0	.000	2	3	5	0	0	2	0	2	41	6	W	133-103
04/29/21	at DET	P	11:41	0	1	.000	0	0	.000	0	0	.000	1	0	1	0	0	0	1	4	-4	0	W	115-105
05/01/21	WAS	P	26:46	3	5	.600	0	1	.000	0	0	.000	3	9	12	0	2	2	1	4	-3	6	W	125-124
05/02/21	SAC	P	9:18	0	0	.000	0	0	.000	1	2	.500	2	2	4	0	0	0	1	1	-12	1	L	99-111
05/04/21	at MIA	S	18:15	1	2	.500	0	0	.000	0	0	.000	0	3	3	1	0	0	0	1	5	2	W	127-113
05/06/21	BKN	S	20:50	3	6	.500	0	0	.000	0	0	.000	2	6	8	2	1	2	1	2	-1	6	W	113-109
05/07/21	CLE	S	22:50	1	2	.500	0	1	.000	1	2	.500	1	5	6	1	2	2	0	1	15	3	W	110-90
05/09/21	at CLE	S	16:33	2	2	1.000	0	0	.000	0	0	.000	0	7	7	1	0	1	1	5	-2	4	W	124-97
05/11/21	at MEM	S	15:09	7	8	.875	0	0	.000	2	3	.667	3	5	8	1	0	0	1	2	1	16	L	104-133
05/12/21	NOP	P	13:13	2	3	.667	0	0	.000	1	1	1.000	2	0	2	0	1	1	1	4	10	5	W	125-107
05/14/21	TOR	P	14:15	0	0	.000	0	0	.000	0	0	.000	0	2	2	0	0	0	1	4	-9	0	W	114-110
05/16/21	at MIN	P	9:23	0	1	.000	0	0	.000	0	0	.000	1</											



LUKA DONČIĆ



4TH SEASON IN THE NBA

4TH SEASON WITH THE MAVS

HEIGHT
6'7"WEIGHT
230BIRTHDAY
2.28.99ACQUIRED
SIGNED EXTENSION (8/10/21)PRIOR TO NBA
REAL MADRIDCOUNTRY
SLOVENIA**GUARD**

chime

CAREER NOTES AND TRANSACTIONS

- » Played in Spain (2012-18).
- » Selected by Atlanta in the first round (third overall pick) of the 2018 NBA Draft...draft rights traded to Dallas in exchange for the draft rights to the fifth overall pick Trae Young and a protected 2019 first round pick.
- » Signed contract extension with Dallas (8/10/21).

PROFESSIONAL CAPSULE

- » Holds career averages of 25.7 points, 8.4 rebounds, 7.7 assists, 1.0 steals and 33.3 minutes in 199 games (all starts).
- » Franchise leader in triple-doubles (36), 20-point triple-doubles (33), 30-point triple-doubles (17) and 40-point triple-doubles (2, only Maverick to record a 40-point triple-double)...needed just 119 games to tie Jason Kidd's then-franchise record of 21 triple-doubles and 122 games to break it (Kidd played 500 games with Dallas).
- » Ranks 15th in franchise history in career scoring (5,155), 12th in assists (1,534), third in 40-point games (9), third in 35-point efforts (30), fifth in 30-point games (61), fifth in 25-point outings (112) and seventh in 20-point games (156).
- » Added 10+ assists to each of his first seven career 40-point games, the longest streak of 40-point games with 10+ assists to begin a career in NBA history (previous: 4, Michael Adams, Dec. 1990 through Feb. 1991), before seeing it snapped in his 44-point, 9-assist effort vs. POR (2/14/21).
- » Among NBA all-time leaders, ranks 11th in triple-doubles (36), 10th in 20-point triple-doubles (33) and T-6th in 30-point triple-doubles (17).
- » Has led Dallas in points, rebounds and assists in the same game a team-record 57 times (including ties), passing Dirk Nowitzki (38) for the franchise mark in his 139th career game at HOU (1/4/21) (Nowitzki played in 1,522 games for Dallas over 21 seasons).
- » Named First Team All-NBA in 2020 and 2021, becoming the youngest player in league history (22 years, 77 days) to earn multiple All-NBA First Team selections...joined Kevin Durant, Rick Barry and Max Zaslofsky as one of four players to garner multiple All-NBA First Team accolades before age 23.
- » Started consecutive All-Star games in 2020 and 2021, becoming the sixth player in NBA history to start multiple All-Star games at age 22-or-younger (LeBron James, Kobe Bryant, Shaquille O'Neal, Isiah Thomas, Barry) while joining Nowitzki (2007, 2010) as the only Mavericks to start multiple All-Star games and becoming the only Maverick voted in as a starter twice (Nowitzki was named a replacement starter both times)...became the youngest European-born player (20 years, 353 days) to start an All-Star Game in 2020.
- » In 2019-20, became the youngest player in NBA history (21 years, 168 days) to lead the league outright in triple-doubles (17).
- » Has earned four career Western Conference Player of the Week awards (11/18-11/24/19; 1/4-1/10/21; 3/29-4/3/21; 4/19-4/25/21).
- » Named Western Conference Player of the Month for October/November 2019 after averaging 30.8 points, 9.9 rebounds and 9.6 assists in 18 games.
- » Averaged 32.4 points, 10.3 rebounds and 10.4 assists in 14 games in November 2019, becoming just the third player in league history to average a 30-point triple-double over any calendar month (Oscar Robertson, Russell Westbrook).
- » Registered 21 triple-doubles before his 21st birthday, by far the most triple-doubles by a player before turning 21 in NBA history...also set NBA records by a player 20-or-younger for most 20-point triple-doubles (19), 30-point triple-doubles (10), 40-point triple-doubles (2), 30-10-7 efforts (16), 25-10-15 games (4) and 3-pointers made (305).
- » Finished with the second-highest scoring average by a player before his 21st birthday in league history (24.2 ppg), behind James (25.0 ppg).
- » Racked up 2,332 points, 828 rebounds and 681 assists through first 100 career NBA games (10/17/18-12/29/19), joining Robertson as the only players in league history to total at least 2,000 points, 750 rebounds and 500 assists through their first 100 games...set the NBA record for most 3-pointers made through 100 career games (250).
- » Started for the World Team in the Rising Stars Challenge in 2019 and 2020 (as a sophomore, became the 1st Maverick selected for the ASG and the Rookie/Sophomore Game in the same season)...competed in the Skills Competition in 2020 and 2021.
- » Named 2018-19 Kia NBA Rookie of the Year after receiving 98 of 100 first-place votes from a global panel of sportswriters and broadcasters...joined Kidd as the only Mavericks to win the award (Kidd shared the honor with Detroit's Grant Hill in 1994-95)...also became the first international player who did not attend a U.S. high school or college to garner the award since Spain's Pau Gasol in 2001-02.
- » Averaged 21.2 points, 7.8 rebounds and 6.0 assists as a rookie, joining Robertson (30.5 ppg, 10.1 rpg, 9.7 apg) as the only rookies in league history to average at least 20 points, 7 rebounds and 6 assists per game.

SEASON HIGHLIGHTS

2020-21 (Dallas)

- » Averaged team-high 27.7 points, 8.0 rebounds, team-high 8.6 assists and 34.3 minutes in 66 games (all starts).
- » Shot 47.9% (647-1,351 FG) from the field and 35.0% (192-548 3FG) from 3-point range, setting new career highs in FGM, FG%, 3FGM and 3FG%.
- » Led DAL in points/rebounds/assists in the same game 22 times, the second-most times a player led his team in all three categories on the season (28, Nikola Jokić)...among NBA leaders, ranked sixth in scoring, 21st in rebounding and fifth in assists, finishing in the top 25 for all three categories for the second straight season...also ranked in the top 25 in minutes (20th).
- » Led the NBA in 30-point/8-rebound/8-assist games (15), 30-5-5 games (22) and 25-5-5 efforts (38)...after recording a league-high 50 20-5-5 games in 2019-20, finished second with 49 such games in 2020-21...also ranked second in 20-point games (57), third in 25-point efforts (45) and fourth in 30-point outings (26)...11 triple-doubles (4th-most in NBA), including four 30-point triple-doubles (T-2nd-most) and 10 20-point triple-doubles (3rd-most)...26 double-doubles (21-5 record), the 18th-most in the league...four games with 40+ points (3-1 record)...two 40-point/10-assist games (2-0 record)...13 games with 35+ points...26 games with 30+ points (17-9 record)...two 30-point/15-rebound/10-assist games and three 30-point/10-rebound/15-assist efforts...eight 30-point/10-rebound games (6-2 record) and eight 30-point/10-assist outings (6-2 record)...17 20-point/10-rebound games (13-4 record) and 17 20-point/10-assist efforts (12-5 record)...18 games with 10+ rebounds (14-4 record), including three with 15+ boards...19 games with 10+ assists (14-5 record), including five with 15+ assists and one with 20+ assists.





- » Named Western Conference Player of the Week three times (1/4-1/10/21; 3/29-4/4/21; 4/19-4/25/21), joining Nowitzki (4 times, 2009-10) as the only players in franchise history to garner the award three-or-more times in a single season...led the Mavericks to a 3-0 week with averages of 30.3 points, 11.7 rebounds and 11.3 assists (1/4-1/10/21), a 4-0 week with averages of 28.3 points, 6.8 rebounds and 6.3 assists (3/29-4/4/21) and a 3-0 week with averages of 26.0 points, 9.0 rebounds and 10.0 assists (4/19-4/25/21).
- » 33 points (12-25 FG), 16 rebounds and 11 assists in 38 minutes at HOU (1/4/21), passing Nowitzki (38) for the most times leading DAL in points, rebounds and assists in the same game in franchise history...dished out his 1,000th career assist to Dorian Finney-Smith at the 10:28 mark of the first quarter, becoming the 11th player in NBA history to reach the milestone before his 22nd birthday.
- » 38 points (13-22 FG), 9 rebounds, 13 assists and career-high 5 steals in 43 minutes at DEN (1/7/21), becoming the first player in league history to hit each of those benchmarks in the same game.
- » 34 points (14-24 FG, 5-9 3FG), 13 rebounds, 9 assists, 2 steals and career-high 4 blocks in 35 minutes at CHA (1/13/21), joining Kareem Abdul-Jabbar (1979), Robert Parish (1986) and James (2010) as the only players in NBA history to achieve that stat line.
- » 36 points, 16 rebounds and 15 assists in 38 minutes vs. CHI (1/17/21), joining Robertson (5 times), Wilt Chamberlain and James Harden as the only players in league history to produce a 35-15-15 game...34 points, 16 rebounds and 11 assists through three quarters, becoming the first player over the last 25 seasons (since 1996-97) to record 30-15-10 through three quarters.
- » Recorded 30th career triple-double in his 146th career game at IND (1/20/21), becoming the fastest player in NBA history to reach the milestone in terms of age (21 years, 327 days) and the second-fastest in terms of games played (Robertson, 75).
- » 36 points, 9 rebounds, 11 assists and only 2 turnovers in 36 minutes at SA (1/22/21)...19 points, 5 rebounds and 6 assists in first quarter alone, his third career 15-point, 5-rebound, 5-assist opening quarter (Giannis Antetokounmpo, 2, is the only other player with multiple 15-5-5 quarters over the past 25 seasons).
- » 35 points (11-23 FG, 10-10 FT), 11 rebounds, 16 assists and 4 steals in 39 minutes vs. DEN (1/25/21), joining James (39 points, 12 rebounds, 16 assists, 4 steals; LAL at DAL, 11/1/19) as the only players in NBA history to post a 35-11-16-4 stat line.
- » 42 points (12-23 FG, 7-12 3FG), 7 rebounds and 11 assists in 38 minutes vs. GSW (2/6/21).
- » With 32nd career triple-double (28 points, 10 rebounds, 10 assists) vs. ATL (2/10/21), passed Magic Johnson (31) for the second-most triple-doubles by a player within his first three seasons in NBA history (Robertson, 87).
- » Career-high 46 points (17-30 FG, 5-8 3FG) to go with 8 rebounds and 12 assists in 40 minutes vs. NOP (2/12/21).
- » Followed up his 46-point, 8-rebound, 12-assist effort vs. NOP (2/12/21) with a 44-point (14-20 FG, 5-8 3FG, 11-12 FT), 7-rebound, 9-assist night vs. POR (2/14/21) en route to joining Westbrook (94 points, 26 rebounds, 21 assists; 3/27-3/29/17) as the only players in NBA history to record at least 90 points, 15 boards and 21 assists over a two-game span...also set a new franchise record for the most points (90) over a two-game stretch (surpassing Mark Aguirre's previous such record of 87, 1/26-1/28/85) while joining Aguirre (twice) as the only Mavericks to post consecutive 40-point games.
- » Posted 40+ points three times in a five-game span (42 vs. GSW 2/6/21, 46 vs. NOP 2/12/21, 44 vs. POR 2/14/21), totaling 186 points over those five games – the most over a five-game span in Mavericks history (previous: 181, Aguirre, 1983-84).
- » Scored 25+ points in a career-high 14 straight games (1/22-2/14/21), setting a new franchise record for most consecutive 25-point efforts (previous: 13, Aguirre, 1983-84; 13 Nowitzki, 2005-06) while averaging 31.9 points (.493 FG%, .385 3FG%, .828 FT%), 7.3 rebounds and 9.3 assists in that span.
- » 31 points, including two late go-ahead 3-pointers (and game-winning 3 with 0.1 seconds remaining), to go with 10 rebounds and 8 assists in 38 minutes in 110-107 win vs. BOS (2/23/21)...it marked his 100th career 20-point, 5-rebound, 5-assist game (achieved at 21 years, 361 days; in 162nd career game) and he became the second-fastest to the milestone in terms of both games played (Robertson, 115) and age (James, 21 years, 43 days).
- » Turned 22 years old (2/28/21), finishing first in NBA history among players 21-or-younger in triple-doubles (32), 35-point triple-doubles (10), 30-point triple-doubles (16), 20-point triple-doubles (29) and 3-pointers (419) and ranking T-1st in 40-point/10-assist games (7) and 40-point triple-doubles (2).
- » 42 points (16-28 FG, 6-11 3FG), 6 rebounds, 9 assists, 3 assists and 2 steals in 43 minutes vs. LAC (3/17/21), joining Dwyane Wade (4 times), Michael Jordan and Bradley Beal as the only players in NBA history to achieve that stat line.
- » Scored 37+ points in three consecutive games (42 vs. LAC 3/17/21, 38 at POR 3/19/21, 37 at POR 3/21/21) while totaling 117 points in that stretch (3/17-3/21/21), the second-most points by a Maverick over a three-game span, behind the 118 he totaled the previous month (2/10-2/14/21).
- » Floated in an off-balance, one-handed 3-pointer at the buzzer to lift DAL to a 114-113 win at MEM (4/14/21)...joined Nowitzki, Michael Finley and Monta Ellis as one of four Mavericks with multiple game-winning buzzer beaters (including playoffs) while becoming the first player in franchise history with multiple game-winning 3-point buzzer beaters.
- » 31 points (12-23 FG), 12 rebounds, career-high 20 assists and only 1 turnover in 39 minutes vs. WAS (5/1/21), including 20 points, 6 boards and 11 assists in the first half alone (1st career 20-point, 10-assist half)...it marked his 17th career 30-point triple-double, moving him past Jordan (16) and into a tie with Johnson and Larry Bird for sixth place on the NBA's all-time 30-point triple-double list...joined Robertson (1961), Johnson (1988) and Westbrook (2021) as the only players in NBA history to record a 30-point, 20-assist triple-double...at 22 years, 62 days, became the first player in league history to record a 30-point, 20-assist triple-double before turning 23 years old...also became the first player to record 20 assists with 1-or-fewer turnovers since Chris Paul in 2016.
- » Scored 5,000th career point on a free throw at the 8:01 mark of the first quarter vs. CLE (5/7/21) to become the fourth-youngest player (22 years, 67 days) to reach the milestone, behind James (21 years, 22 days), Durant (21 years, 133 days) and Carmelo Anthony (21 years, 292 days).
- » Missed one game due to a left quadriceps contusion (1/3/21), two due to low back tightness (3/3/21, 3/26/21), one for injury recovery, right ankle (3/11/21), one due to an illness (3/27/21) and one due to a left elbow contusion (4/29/21).

2019-20 (Dallas)

- » Averaged team-high 28.8 points, 9.4 rebounds, team-best 8.8 assists, 1.0 steals and 33.6 minutes in 61 games (all starts), joining Robertson (4 times) and Westbrook (2016-17) as the only players in NBA history to average at least 28 points, 9 rebounds and 8 assists per game over the course of a season.
- » Among league leaders, ranked sixth in scoring, 17th in rebounding, third in assists and 33rd in minutes...became the seventh player since the merger (1976-77) to finish a season ranked in the top 20 among qualifiers in scoring, rebounding and assists (Abdul-Jabbar, Larry Bird, Hill, Kevin Garnett, James, Westbrook).
- » His 28.8 ppg was the 10th-highest scoring average by a player in his second season in NBA history (3rd-highest since the merger).
- » Shot 46.3% (581-1,255 FG) from the field...knocked down 171 3-pointers (22nd-most in NBA), hitting 150+ 3s for the second time in as many seasons (168 in 2018-19)...shot 75.8% (426-562 FT) from the line.
- » Five games with 40+ points (4-1 record)...15 games with 35+ points (2nd-most in single season in franchise history, behind Aguirre's 18 in 1983-84)...27 games with 30+ points (2nd-most to Aguirre's 40 in 1983-84)...46 games with 25+ points...56 games with 20+ points...five games with 15+ rebounds (5-0 record), including career-high 20 boards at SAC (8/4/20)...30 games with 10+ rebounds (20-10 record)...five games with 15+ assists (4-1 record)...26 games with 10+ assists (17-9 record).
- » Led DAL in points, rebounds and assists in the same game 25 times in 2019-20 (including ties), breaking his own franchise record for the most times leading the team in all three categories (10 in 2018-19).
- » Led the NBA in triple-doubles (17), all of which were of the 20+ point variety, breaking Kidd's Mavericks single-season triple-double record (9, 1995-96) while becoming the youngest player to lead the league outright in the category (21 years, 168 days)...also led the NBA in 30-point triple-doubles (12), joining Robertson and Westbrook as one of only three players in league history to record 12+ 30-point triple-doubles in a single season...finished T-1st (Harden) for most 40-point triple-doubles (2).
- » Also led the league in 25-point, 10-rebound, 15-assist games (5), 30-10-7 efforts (18) and 20-5-5 games (50)...became the eighth player in NBA history to record 50+ 20-5-5 games in a single season (Robertson, James, Westbrook, John Havlicek, Harden, Jordan).
- » Registered 19 30-point, 10-rebound games, breaking Nowitzki's franchise record for most in a single season (15 in 2006-07)...easily set a new team-record for most 30-point, 10-assist games as well with 16 (previous: 3, Aguirre, 1982-83; 3, Michael Finley, 1990-00).
- » Recorded the fourth- and eighth-longest 20-point game streaks in 2019-20 (25 games, 1/14-8/11/20; 20 games, 11/1-12/12/19).
- » As a 20-year-old, recorded a streak of 20 straight games with at least 20 points, 5 rebounds and 5 assists (11/1-12/12/19), the third-longest such streak in NBA history and the longest since the merger (Robertson, twice, is the only other player to produce a 20-5-5 streak of 20+ consecutive games)...saw his streak come to an end after suffering a right ankle sprain less than 2 minutes into the game vs. MIA (12/14/19).
- » Became the first player in NBA history to record at least 29 points, 13 rebounds and 15 assists in consecutive games and the youngest ever to record back-to-back 25-point triple-doubles (20 years, 248 days) when he went for 31 points, 13 rebounds and 15 assists vs. LAL (11/1/19) and 29 points, 14 rebounds and 15 assists at CLE (11/3/19).
- » 38 points (13-26 FG, 9-9 FT), 14 rebounds and 10 assists in 35 minutes vs. NYK (11/8/19).





- » 33 points, 10 rebounds, 11 assists and 3 steals in 36 minutes at NYK (11/14/19), becoming the youngest player in NBA history (20 years, 259 days) to record a 30-point triple-double at MSG.
- Season-high 42 points (14-27 FG), 11 rebounds and 12 assists in 35 minutes vs. SAS (11/18/19), becoming the second-youngest player in NBA history (20 years, 263 days) to record a 40-point triple-double, behind James (20 years, 100 days).
- » 35 points (11-18 FG, 6-10 3FG, 7-8 FT), 10 rebounds, 11 assists and 4 steals in just 26 minutes vs. GSW (11/20/19), becoming the first player in league history to record a 35-point triple-double in under 29 minutes...22 points, 5 rebounds and 5 assists in first quarter alone, single-handedly outscoring, outrebounding and out-assisting the Warriors in the period (became the 1st player to outscore, rebound and out-assist a team in a quarter since Allen Iverson on 2/19/03 vs. CHI).
- » Became the youngest player in NBA history (20 years, 265 days) to record consecutive 35-point triple-doubles vs. SAS (11/18/19) and vs. GSW (11/20/19).
- » Fourth straight 30-point, 10-assist game with 41 points (15-30 FG), 10 assists, 6 rebounds and 2 steals in 34 minutes at HOU (11/24/19), becoming the youngest player in NBA history (20 years, 269 days) to record four consecutive 30-point, 10-assist efforts.
- Season-high-tying 42 points (12-24 FG), 9 rebounds and 11 assists in 38 minutes at PHX (11/29/19).
- » 33 points (9-18 FG, 5-12 3FG, 10-13 FT), 18 rebounds and 5 assists in 28 minutes at NOP (12/3/19).
- » 41 points, 12 rebounds and 11 assists in just 34 minutes at DET in Mexico City (12/12/19)...it marked the first triple-double recorded in a regular season game played in Mexico City and the 41 points set a new individual scoring record for a game played there (previous record: 39 by Devin Booker, twice).
- » 31 points (8-16 FG, 5-8 3FG, 10-10 FT), 12 rebounds and 15 assists in just 30 minutes at GSW (12/28/19), becoming the first player in NBA history to go for 30-12-15 in 30 minutes or less...it was his second 30-point triple-double in 30-or-fewer minutes (35 points, 10 rebounds, 11 assists in 26 minutes vs. GSW 11/20/19), making him the first player in league history to record multiple such games...it was also his third consecutive triple-double against the Warriors (23 points, 11 rebounds, 10 assists in 27 minutes at GSW 3/23/19), all achieved through three quarters of play, making him the only player over the last 20 seasons to produce a triple-double through three quarters in three straight games against the same opponent.
- » 39 points, 12 rebounds and 10 assists in 43 minutes vs. CHA (1/4/20).
- » 38 points (14-24 FG, 5-10 3FG), 11 rebounds and 10 assists in 34 minutes vs. CHI (1/6/20).
- » Registered at least 30 points, 10 rebounds and 7 assists in four straight games (12/31/19-1/6/20), which tied the second-longest such streak in NBA history (joined Westbrook, Robertson, Wilt Chamberlain and Elgin Baylor as the only players in league history to produce a streak of at least 4 consecutive 30-10-7 games).
- » 25 points, 15 rebounds and 17 assists in 34 minutes at SAC (1/15/20), becoming the youngest player in NBA history (20 years, 321 days) to post a 25-point, 15-rebound, 15-assist effort.
- » 30 points, 17 rebounds and 10 assists in 41 minutes vs. NOP (3/4/20), becoming the youngest player in league history (21 years, 5 days) to record a 30-point, 15-rebound, 10-assist game...also registered his 22nd career triple-double vs. NOP (3/4/20), breaking Kidd's then-franchise record of 21.
- » 40 points (11-20 FG, career highs 18-19 FT), 8 rebounds and 11 assists in 38 minutes at PHX (8/2/20).
- » 34 points, career-high 20 rebounds, 12 assists and 2 blocks 44 minutes in 114-110 OT win at SAC (8/4/20), becoming the youngest player in NBA history (21 years, 158 days) to record a 30-20-10 game.
- » Helped the Mavericks sweep the Bucks with 36 points (12-14 FG, 9-10 FT), 14 rebounds and season-high 19 assists in 136-132 OT win over MIL (8/8/20), becoming the first player in league history to post a 36-point, 14-rebound, 19-assist stat line.
- » Unanimous Kia NBA All-Seeding Games First Team selection after leading all bubble players in triple-doubles (3), ranking sixth in scoring (30.0 ppg), eighth in rebounding (10.1 rpg) and second in assists (9.7 apg).
- » Missed 11 games due to a right ankle sprain (4 from 12/16/19-12/22/19, 7 from 1/31-2/5/20), which he injured in first quarter vs. MIA (12/14/19) and re-injured at practice (1/30/20)...missed an additional game due to right ankle soreness (2/22/20) and another due to a left thumb sprain (3/1/20)...missed the game at UTA (8/10/20) due to injury recovery, right ankle.

2018-19 (Dallas)

- » Averaged team-high 21.2 points, 7.8 rebounds (2nd on team), team-high 6.0 assists, 1.1 steals (2nd on team) and 32.2 minutes (2nd on team) in 72 games (all starts) en route to being named the 2018-19 Kia NBA Rookie of the Year.
- » Among all rookies, ranked first in scoring, second in rebounding, second in assists, fifth in steals and first in minutes.
- » Among all NBA players, ranked 22nd in scoring, 29th in rebounding, 19th in assists and 40th in minutes.
- » Eight triple-doubles, the third-most by a rookie in NBA history (behind Robertson's 26 in 1960-61 and Ben Simmons' 12 in 2017-18)...it broke Johnson's previous record (7) for the most triple-doubles by a player before his 21st birthday...four of his eight triple-doubles occurred as a teenager (became the 1st player in NBA history to record multiple triple-doubles before turning 20).
- » At 19 years, 333 days, became the first teenager in NBA history to record a 30-point triple-double when he went for 35 points, 12 rebounds and 10 assists vs. TOR (1/27/19)...six 20-point triple-doubles, the second-most by a rookie in NBA history (behind Robertson's 25 in 1960-61)...three 30-point/10-rebound/5-assist efforts (2 as a teenager – only player in NBA history to record multiple 30-10-5 games before his 20th birthday)...24 double-doubles, the most by a DAL rookie in team history.
- » Scored a season-high 35 points twice (vs. TOR 1/27/19, at CLE 2/2/19)...eight games with 30+ points...21 games with 25+ points...43 games with 20+ points...22 games with 10+ rebounds, including season-high 16 boards vs. PHX (4/9/19)...11 games with 10+ assists, including season-high 12 dimes on three occasions.
- » Made a DAL rookie-record 168 3-pointers (168-of-514, .327), which was the third-most by a rookie in NBA history (behind Donovan Mitchell's 187 in 2017-18 and Lillard's 185 in 2012-13)...also set DAL rookie records for FTM and FTA (346-485, .713).
- » Swept the Kia NBA Western Conference Rookie of the Month Award, winning it all five months it was given out during the season (Oct./Nov., Dec., Jan., Feb. and Mar./Apr.); became the only Maverick to win the Rookie of the Month Award 4+ times in a season and the first player from either conference to sweep the award since MIN's Karl-Anthony Towns in 2015-16.

Unanimously selected to the NBA All-Rookie First Team (6th Maverick to earn All-Rookie First Team honors and the first since Kidd in 1994-95).

- » At 19 years, 231 days, made NBA debut in season opener at PHX (10/17/18), becoming the second-youngest player ever to appear in a game for the Mavericks (behind Bruno Šundov; 19 years, 70 days).
- » In seventh career game, team-high 31 points to go with 8 rebounds and 4 assists in 40 minutes in OT loss at SAS (10/29/18), becoming the first player to post a 30-8-4 stat line within his first seven career games since Jordan in 1984-85 (Jordan went for 33-8-5 in his 7th career game at NYK 11/8/84)...also became the youngest player in franchise history to produce a 30-point effort (previous youngest: Jamal Mashburn, 20 years, 348 days).
- » Totaled 292 points through his first 15 career games (10/17-11/17/18), the most by a teenager through his first 15 games in NBA history (previous: 290, Durant).
- » Went 7-of-10 (.700) from 3-point range en route to scoring 34 points at NOP (12/28/18), becoming the youngest player in NBA history (1st teenager) to hit seven 3s in a game (previous youngest: D'Angelo Russell, 8-of-12, .667, vs. BKN 3/1/16; at 20 years, 7 days).
- » Had three go-ahead field goals in the final 1:28 of DAL's 119-115 win at MIN (1/11/19), becoming the first rookie with three go-ahead baskets in the final 2 minutes of regulation since Vince Carter on 4/1/99 vs. IND.
- » Scored 25+ points in five straight games from 1/7-1/16/19, becoming the first rookie to do so since Stephen Curry in 2010 (5 games from 4/4-4/11/10).
- » Racked up at least 25 points, 5 rebounds and 5 assists in four consecutive games from 1/9-1/16/19, becoming the first rookie to post at least 25-5-5 in four straight games since Jordan in 1984-85 (5 games, twice).
- » 32 points, 8 rebounds, 8 assists, 2 steals and 1 block in 35 minutes vs. DET (1/25/19), becoming the first teenager in NBA history (19 years, 331 days) to go for 30-8-8-2-1 in a game.
- » Missed one game due to a right hip strain (12/2/18), one due to left ankle soreness (1/31/19), two due right ankle soreness (2/22-2/23/19), one due to a right knee contusion (3/16/19) and five due to a right thigh contusion (3/31-4/1/19; 4/5-4/7/19; 4/10/19).

PLAYOFF CAPSULE

- » In 13 career playoff games (all starts), averages 33.5 points, 8.8 rebounds, 9.5 assists and 1.2 steals in 38.2 minutes...surpassed Jordan (33.4 ppg) for the highest career scoring average in postseason history (min. 10 games) and is the lone player in NBA history with career playoff averages of at least 30.0 points, 8.0 rebounds and 8.0 assists...shoots 49.4% (160-342 FG) from the field and 39.2% (31-76 3FG) from 3-point range...three triple-doubles (only Maverick with a postseason triple-double), five 40-point games, eight 30-point efforts, 11 20-point games, six games with 10+ assists and three with 10+ rebounds...racked up 319 points, 91 rebounds and 85 assists through first 10 career playoff games,





becoming the first player in NBA history to post those numbers through 10 games...319 points through 10 games are the fifth-most by any player in first 10 games in league history (Jordan, 355; Abdul-Jabbar, 352; Chamberlain, 345; Bob McAdoo, 345)...is one of only nine players in league history to record multiple 30-point playoff triple-doubles (James, Robertson, Westbrook, Charles Barkley, Jimmy Butler, Chamberlain, Curry, Harden).

- » **2021 (DAL):** In seven first round starts vs. LAC, averaged 35.7 points, 7.9 rebounds, 10.3 assists 1.3 steals and 40.1 minutes...shot 49.0% (96-196 FG) from the field and 40.8% (31-76 3FG) from 3-point range...one triple-double...three games with 40+ points...four 30-point/7-rebound/7-assist efforts...three games with 35+ points...four games with 30+ points...playoff career-high 46 points (17-30 FG, 5-11 3FG) to go with a playoff career-high-tying 14 assists and 7 boards in Game 7 loss at LAC (6/6/21)...his 46 points were tied for the second-most by any player in a Game 7 (Sam Jones, 47, vs. CIN 4/10/63; Dominique Wilkins, 47, at BOS 5/22/88; Kevin Johnson, 46, vs. HOU 5/20/95)...No. 77 scored or assisted on 77 points for DAL in the final game of the series, the most ever by a player in a Game 7.
- » **2020 (DAL):** In six first round games (all starts) vs. LAC, averaged team highs of 31.0 points (.500 FG%), 9.8 rebounds and 8.7 assists to go with 1.2 steals in 35.8 minutes...became the fifth player to average at least 30-8-8 in a playoff series (James, Westbrook, Jordan, Robertson) and the first to do so in his first postseason series...recorded two triple-doubles (Games 3 and 4), joining Johnson (2 in 1980) as the only players in NBA history to record multiple triple-doubles within their first four career playoff games...scored 40+ points twice, 30+ points three times and 20+ points on five occasions...in playoff debut, 42 points (13-21 FG, 14-15 FT), 7 rebounds, 9 assists and 3 steals in 38 minutes in Game 1 at LAC (8/17/20)...his 42 points were the most by a player making his playoff debut in NBA history (previous: 38, John Williamson, at PHI 4/11/79)...totaled 126 points, 42 rebounds and 39 assists through his first four career playoff games, joining Robertson (115 points, 44 rebounds, 44 assists) as the only players in league history to rack up at least 100 points, 40 rebounds and 30 assists through their first four career postseason games...despite dealing with a left ankle sprain, game highs of 43 points (18-31 FG, 4-10 3FG), 17 rebounds and 13 assists in 46 minutes while hitting a game-winning step-back 3-pointer at the buzzer in 135-133 OT win over LAC in Game 4 (8/23/20)...became the first player in NBA playoff history to post a 43-point, 17-rebound, 13-assist stat line (Wilt Chamberlain, 53-32-14 vs. LAL 3/18/68, is the only player to post those numbers in a regular season game)...became the youngest player in NBA playoff history (21 years, 177 days) to hit a game-winning shot at the buzzer and the youngest to record a 40-point triple-double in the postseason...also joined James, Kawhi Leonard, Lillard and Jordan as one of five players in league history to cap a 40-point playoff performance with a game-winning shot at the buzzer (Jordan was the only other to do so with his team trailing).

INTERNATIONAL CAPSULE

Professional

- » EuroLeague champion (2018)...EuroLeague MVP (2018)...EuroLeague Final Four MVP (2018)...All-EuroLeague First Team (2018)...two-time EuroLeague Rising Star (2017, 2018)...three-time Liga ACB champion (2015, 2016, 2018)...Liga ACB MVP (2018)...All-Liga ACB First Team (2018)...two-time Spanish ACB Best Young Player (2017, 2018)...three-time ACB All-Young Players Team (2016, 2017, 2018)...two-time Spanish King's Cup winner (2016, 2017)...FIBA Intercontinental Cup champion (2015)...EB Next Generation Tournament champion (2015)...EB Next Generation Tournament MVP (2015).
- » **2017-18:** Became youngest-ever EuroLeague and EuroLeague Final Four MVP as he helped lead Real Madrid to the 2018 EuroLeague title...also became the youngest player ever to be named All-EuroLeague First Team...repeated as the winner of the EuroLeague Rising Star award, joining Nikola Mirotić and Bogdan Bogdanović as the only repeat winners...in 33 EuroLeague games, averaged 16.0 points, 4.3 rebounds and 3.9 assists in 25.9 minutes...tabbed EuroLeague Player of the Round four times, tying the most of any player in 2017-18...named EuroLeague MVP of the Month for October 2017 (24.0 ppg, 6.8 rpg, 3.8 apg)...at age 18, he became the youngest monthly MVP in EuroLeague history...career-high 33 points against Olympiacos (12/8/17)...saw action in 28 Spanish ACB regular season games, averaging 12.8 points, 5.7 rebounds and 5.0 assists in 24.0 minutes...earned Liga ACB MVP honors after leading Real Madrid to their third ACB championship in four years...also named to 2018 All-Liga ACB First Team and repeated as the ACB Best Young Player Award winner...named Spanish Liga ACB Player of the Month for December 2017, making him the youngest player (18 years, 10 months) to win the award...hit game-winning 3-pointer at the buzzer in an 82-79 win over Crvena zvezda Belgrade (3/30/18)...first triple-double in Liga ACB with 17 points, 10 rebounds and 10 assists in 22 minutes vs. Real Betis (3/9/18), becoming the youngest player ever to record a triple-double in the league.
- » **2016-17:** In 35 EuroLeague games for Real Madrid, averaged 7.8 points, 4.2 rebounds and 4.2 assists while shooting 50.5% from the field, 37.1% from 3-point range and 84.4% from the line...in 42 Spanish ACB games, averaged 7.5 points, 4.4 rebounds and 3.0 assists while shooting 56.3% from the field...named Liga ACB Player of the Week for the first time after posting 23 points and 11 rebounds in win over Montakit Fuenlabrada...won first EuroLeague MVP of the Round award after producing 16 points, 6 rebounds and 5 assists in win over Brose Bamberg...won an additional three EuroLeague MVP of the Round awards.
- » **2015-16:** In 11 EuroLeague games for Real Madrid, averaged 3.8 points, 2.5 rebounds and 2.2 assists...in 39 Spanish ACB games, averaged 4.5 points, 2.6 rebounds and 1.7 assists...at 16 years, 61 days, became the youngest player to debut with Real Madrid in the Liga ACB (4/30/15)...also became the third-youngest player to compete in the Liga ACB, behind Ricky Rubio (14 years and 11 months) and Angel Rebolo (15 years and 3 months).
- » **2014-15:** Spent the majority of the season with Real Madrid's U18 and reserve team...with the reserve team, averaged 13.5 points, 5.9 rebounds, 3.1 assists and 1.1 steals in 24 games while helping the club win Group B of the Liga EBA, the amateur fourth division of Spanish basketball...earned All-league honorable mention from Eurobasket.com...in January 2015, won the U18 Ciutat de L'Hospitalet Tournament and was selected to the All-Tournament Team despite being two years younger than the rest of the team...in May 2015, won the U18 Next Generation Tournament for which he was selected MVP after helping defeat defending champions Crvena zvezda Belgrade in the final.
- » **2013-14:** Played for Real Madrid's U16 team.
- » **2012-13:** In September 2012, signed with Real Madrid (Spain) at age 13...in February 2013, led Real Madrid to a Minicopa Endesa win, averaging 24.5 points, 13 rebounds, 4 assists and 6 steals per game...in final game of tournament, 25 points, 16 rebounds and 5 steals to defeat FC Barcelona and take home MVP honors...in March 2013, was named MVP of the U16 Spain Championship, scoring 25 points in the title game against Gran Canaria's youth team.

Slovenian National Team

- » Has gone 17-2 with the Slovenian national team (won first 17 games).
- » **Summer 2021:** Led Slovenian national team to the bronze medal game, where it lost 107-93 to Australia, at the 2020 Olympic Games in Tokyo in the country's first Olympic appearance in men's basketball (Slovenia, 2.1 million, became the smallest country to participate in an Olympic men's basketball tournament since Estonia and Latvia in 1936)...in six games, averaged 23.8 points (2nd in tournament), 9.7 rebounds (T-2nd) and a tournament-best 9.5 assists in 32.7 minutes (4th)...in first group phase game vs. Argentina (Olympic debut), scored an Olympic-high 48 points (12-15 FG, 6-14 3FG, 6-7 FT) to go with 11 rebounds and 5 assists...his 48 points were tied for the second-most in a single Olympic game ever (Australia's Eddie Palubinskas, 48 vs. Mexico, 1976; Brazil's Oscar Schmidt, 55 vs. Spain, in 1988)...recorded third-ever Olympic triple-double in 89-90 semifinal loss vs. France with 16 points, 10 rebounds and Olympic-high 18 assists...qualified for the Olympics in early July 2021 by winning one of four FIBA Olympic Qualifying tournaments...went undefeated through the Olympic qualifier in a group that included Lithuania, Korea, Venezuela, Poland and Angola...averaged 21.3 points (2nd), 8.0 rebounds (T-3rd), 11.3 assists (1st) and 25.5 minutes, while shooting 55.6% FG (4th) in four games.
- » **Summer 2017:** Helped lead the Slovenian national team to a gold-medal finish at EuroBasket 2017...named to the competition's All-Tournament Team, joining teammate Goran Dragić, who was voted MVP...27 points and 9 rebounds in the quarterfinals against Kristaps Porziņģis and the Latvian national team...near triple-double with 11 points, 12 rebounds and 8 assists in the semifinals against Spain.
- » **Summer 2014:** Competed for Slovenia's U16 national team.

PERSONAL CAPSULE

- » Born in Ljubljana, Slovenia.
- » Began basketball career with the youth teams of Olimpija at age 8...signed a five-year contract with Real Madrid at age 13.
- » Is one of 14 players in NBA history to wear No. 77, the same number he has donned for the Slovenian national team...wore No. 7 for Real Madrid.
- » Joined Mark Cuban, teammate Dwight Powell and the Dallas Mavericks Foundation to make a donation to healthcare workers at Dallas' UT Southwestern Medical Center and Parkland Hospital to support childcare costs in the wake of the coronavirus pandemic in the Spring of 2020.
- » Helped Texans get through the historic winter snowstorm in February 2021 by joining the Mavericks in donating \$1.25 million to the Mayor's Disaster Relief Fund and other sources for winter storm relief.
- » Returned home from the Tokyo Olympics Dončić to refurbish two basketball courts in his hometown of Ljubljana, Slovenia.
- » Announced The Luka Dončić Foundation in August 2021...the international nonprofit's goal is to support is to support Dončić's native Slovenia and the communities of North Texas.
- » For his work both on and off the court, saw the Dallas County Commissioners Court pass a resolution declaring July 6, 2021, Luka Dončić Day.
- » Enjoys playing the game Fortnite in his free time.





- » Has two dogs, Hugo and Gia.
- » Name is pronounced "LOO-kuh DON-chitch."
- » On Twitter [@luka7doncic](https://twitter.com/luka7doncic).

LUKA DONČIĆ - NBA REGULAR SEASON STATISTICS

SEASON	TEAM	GP	GS	MIN	FG	FGA	FG%	3PM	3PA	3P%	FT	FTA	FT%	OR	DR	TOT	A	ST	TO	BS	PTS	PPG
2018-19	DAL	72	72	2,318	506	1,187	.426	168	515	.326	346	485	.713	86	476	562	429	77	247	25	1,526	21.2
2019-20	DAL	61	61	2,047	581	1,255	.463	171	541	.316	426	562	.758	78	495	573	538	62	260	14	1,759	28.8
2020-21	DAL	66	66	2,262	647	1,351	.479	192	548	.350	344	471	.730	54	473	527	567	64	281	36	1,830	27.7
TOTALS		199	199	6,628	1,734	3,793	.457	531	1,604	.331	1,116	1,518	.735	218	1,444	1,662	1,534	203	788	75	5,115	25.7
PER GAME		--	--	33.3	8.7	19.1	--	2.7	8.1	--	5.6	7.6	--	1.1	7.3	8.4	7.7	1.0	4.0	0.4	25.7	--

LUKA DONČIĆ - NBA POSTSEASON STATISTICS

SEASON	TEAM	GP	GS	MIN	FG	FGA	FG%	3PM	3PA	3P%	FT	FTA	FT%	OR	DR	TOT	A	ST	TO	BS	PTS	PPG
2019-20	DAL	6	6	215	64	128	.500	16	44	.364	42	64	.656	4	55	59	52	7	31	3	186	31.0
2020-21	DAL	7	7	281	96	196	.490	31	76	.408	27	51	.529	4	51	55	72	9	32	3	250	35.7
TOTALS		13	13	496	160	324	.494	47	120	.392	69	115	.600	8	106	114	124	16	63	6	436	33.5
PER GAME		--	--	38.1	12.3	24.9	--	3.6	9.2	--	5.3	8.8	--	0.6	8.2	8.8	9.5	1.2	4.8	0.5	33.5	--

	REG CAREER HIGHS	2020-21 REG HIGHS	2020-21 POST HIGHS
PTS	46 vs. NOP 2/12/21	46 vs. NOP 2/12/21	46 at LAC 6/6/21
FGM	17 vs. NOP 2/12/21	17 vs. NOP 2/12/21	17 2 times
FGA	32 vs. CHA 1/4/20	30 2 times	37 at LAC 6/2/21
3FGM	8 2 times	8 at POR 3/21/21	7 vs. LAC 5/28/21
3FGA	16 at OKC 12/31/19	15 vs. NOP 5/12/21	13 2 times
FTM	18 at PHX 8/2/20	11 2 times	7 2 times
FTA	19 2 times	15 at DEN 1/7/21	13 vs. LAC 5/28/21
OREB	6 vs. CHI 1/17/21	6 vs. CHI 1/17/21	2 vs. LAC 5/28/21
DREB	16 3 times	14 2 times	9 at LAC 5/22/21
TREB	20 at SAC 8/4/20	16 2 times	10 at LAC 5/22/21
ASTS	20 vs. WAS 5/1/21	20 vs. WAS 5/1/21	14 2 times
STLS	5 at DEN 1/7/21	5 at DEN 1/7/21	4 vs. LAC 6/4/21
BLKS	4 at CHA 1/13/21	4 at CHA 1/13/21	2 at LAC 5/22/21
MINS	44 at SAC 8/4/20	43 at DEN 1/7/21	45 at LAC 6/6/21






2020-21 GAME-BY-GAME REGULAR SEASON STATISTICS (DAL)

DATE	OPP	P/S	MIN	FG	FGA	FG%	3PM	3PA	3P%	FT	FTA	FT%	OR	DR	TOT	A	ST	BS	TO	PF	+/-	PTS	W/L	SCORE
12/23/20	at PHX	S	35:57	11	26	.423	0	6	.000	10	12	.833	2	6	8	5	0	0	1	2	-9	32	L	102-106
12/25/20	at LAL	S	34:08	9	19	.474	2	5	.400	7	8	.875	0	4	4	7	0	1	3	0	-14	27	L	115-138
12/27/20	at LAC	S	25:55	8	18	.444	0	5	.000	8	9	.889	0	9	9	8	1	0	2	0	29	24	W	124-73
12/30/20	CHA	S	24:04	4	10	.400	0	5	.000	4	7	.571	0	2	2	5	2	0	3	3	-27	12	L	99-118
01/01/21	MIA	S	35:49	9	22	.409	3	10	.300	6	9	.667	1	14	15	7	0	1	5	2	12	27	W	93-83
01/03/21	at CHI	P																						108-118
01/04/21	at HOU	S	37:56	12	25	.480	3	10	.300	6	6	1.000	2	14	16	11	0	0	8	3	28	33	W	113-100
01/07/21	at DEN	S	43:17	13	22	.591	2	7	.286	10	15	.667	0	9	9	13	5	1	8	0	14	38	W	124-117 (OT)
01/09/21	ORL	S	34:37	7	20	.350	3	9	.333	3	3	1.000	1	9	10	10	1	2	6	1	0	20	W	112-98
01/13/21	at CHA	S	34:48	14	25	.560	5	9	.556	1	2	.500	2	11	13	9	2	4	4	3	14	34	W	104-93
01/15/21	at MIL	S	35:45	12	24	.500	1	7	.143	3	7	.429	0	10	10	13	0	0	3	4	-2	28	L	109-112
01/17/21	CHI	S	37:30	13	30	.433	6	11	.545	4	6	.667	6	10	16	15	2	0	5	2	-7	36	L	101-117
01/18/21	at TOR	S	34:34	4	11	.364	0	3	.000	7	8	.875	2	5	7	9	0	0	3	0	-10	15	L	93-116
01/20/21	at IND	S	37:55	5	15	.333	0	3	.000	3	4	.750	0	12	12	12	0	1	3	0	11	13	W	124-112
01/22/21	at SAS	S	36:28	13	28	.464	4	12	.333	6	6	1.000	0	9	9	11	0	0	2	5	-6	36	W	122-117
01/23/21	HOU	S	29:28	9	18	.500	1	6	.167	7	12	.583	0	5	5	8	0	1	3	0	-15	26	L	108-133
01/25/21	DEN	S	39:03	11	23	.478	3	8	.375	10	10	1.000	2	9	11	16	4	1	5	3	8	35	L	113-117
01/27/21	at UTA	S	33:51	13	24	.542	2	7	.286	2	2	1.000	0	4	4	6	1	0	4	1	-7	30	L	104-116
01/29/21	at UTA	S	32:15	8	17	.471	2	6	.333	7	10	.700	0	6	6	7	1	0	2	2	-27	25	L	101-120
01/30/21	PHX	S	33:23	12	22	.545	3	7	.429	2	4	.500	0	8	8	7	0	0	4	3	2	29	L	105-111
02/01/21	PHX	S	38:18	7	19	.368	1	4	.250	10	11	.909	0	5	5	8	1	2	4	2	8	25	L	108-109
02/03/21	at ATL	S	37:50	8	20	.400	1	5	.200	10	10	1.000	1	7	8	14	2	1	4	1	3	27	W	122-116
02/04/21	GSW	S	32:26	8	20	.400	3	7	.429	8	9	.889	2	4	6	6	1	0	5	3	-28	27	L	116-147
02/06/21	GSW	S	38:11	12	23	.522	7	12	.583	11	14	.786	1	6	7	11	1	0	7	3	18	42	W	134-132
02/08/21	MIN	S	37:06	9	22	.409	1	7	.143	7	9	.778	0	8	8	5	1	0	7	4	4	26	W	127-122
02/10/21	ATL	S	36:35	9	18	.500	2	7	.286	8	10	.800	0	10	10	10	1	2	5	4	9	28	W	118-117
02/12/21	NOP	S	40:01	17	30	.567	5	8	.625	7	9	.778	1	7	8	12	1	1	3	4	13	46	W	143-130
02/14/21	POR	S	36:21	14	20	.700	5	8	.625	11	12	.917	1	6	7	9	0	0	5	4	-10	44	L	118-121
02/22/21	MEM	S	33:05	8	18	.444	3	10	.300	2	9	.222	0	7	7	5	2	1	4	1	5	21	W	102-92
02/23/21	BOS	S	37:53	11	23	.478	6	8	.750	3	4	.750	2	8	10	8	1	0	3	0	5	31	W	110-107
02/25/21	at PHI	S	29:25	6	13	.462	3	6	.500	4	6	.667	0	3	3	4	0	3	7	2	-20	19	L	97-111
02/27/21	at BKN	S	33:43	11	21	.524	3	10	.300	2	6	.333	0	6	6	7	2	0	1	2	21	27	W	115-98
03/01/21	at ORL	S	37:27	12	22	.545	5	10	.500	4	6	.667	1	9	10	9	0	0	4	0	5	33	W	130-124
03/03/21	OKC	P																						87-78
03/10/21	SAS	S	38:57	9	20	.450	2	10	.200	2	3	.667	1	11	12	12	0	0	6	4	18	22	W	115-104
03/11/21	at OKC	P																						108-116
03/13/21	at DEN	S	32:48	7	16	.438	3	10	.300	4	6	.667	0	5	5	12	0	0	3	3	9	21	W	116-103
03/15/21	LAC	S	38:23	9	23	.391	4	11	.364	3	4	.750	0	10	10	16	2	0	7	5	-2	25	L	99-109
03/17/21	LAC	S	42:48	16	28	.571	6	11	.545	4	5	.800	1	5	6	9	3	2	4	2	29	42	W	105-89
03/19/21	at POR	S	38:51	15	27	.556	4	13	.308	4	5	.800	0	9	9	9	1	0	4	1	-3	38	L	119-125
03/21/21	at POR	S	29:36	13	19	.684	8	9	.889	3	6	.500	2	5	7	4	0	0	5	2	24	37	W	132-92
03/24/21	at MIN	S	27:03	6	16	.375	2	9	.222	1	2	.500	0	4	4	4	1	1	4	1	7	15	W	128-108
03/26/21	IND	P																						94-109
03/27/21	at NOP	P																						103-112
03/29/21	at OKC	S	27:39	9	17	.529	4	10	.400	3	4	.750	0	3	3	7	2	0	3	3	6	25	W	127-106
03/31/21	at BOS	S	34:40	11	15	.733	7	11	.636	7	11	.636	0	8	8	5	0	0	8	3	-2	36	W	113-108
04/02/21	at NYK	S	35:02	11	23	.478	3	8	.375	1	4	.250	0	8	8	7	1	0	5	2	-7	26	W	99-86
04/03/21	at WAS	S	32:20	12	24	.500	1	8	.125	1	4	.250	1	7	8	6	1	1	4	3	14	26	W	109-87
04/05/21	UTA	S	35:53	11	26	.423	6	11	.545	3	3	1.000	2	7	9	8	0	0	4	2	4	31	W	111-103
04/07/21	at HOU	S	37:27	9	26	.346	1	9	.111	4	5	.800	2	7	9	5	1	1	5	5	-7	23	L	93-102
04/08/21	MIL	S	36:55	11	20	.550	3	8	.375	2	5	.400	0	9	9	9	0	1	4	3	18	27	W	116-101
04/11/21	SAS	S	35:20	10	17	.588	2	8	.250	7	8	.875	0	3	3	7	1	0	5	2	-6	29	L	117-119
04/12/21	PHI	S	33:01	10	20	.500	2	7	.286	10	11	.909	2	2	4	4	1	1	4	0	-17	32	L	95-113
04/14/21	at MEM	S	34:16	10	20	.500	3	10	.300	6	9	.667	0	5	5	9	2	1	3	4	-4	29	W	114-113
04/16/21	NYK	S	38:03	7	16	.438	2	9	.222	6	10	.600	0	8	8	19	0	1	3	3	5	22	L	109-117
04/18/21	SAC	S	35:50	14	27	.519	4	13	.308	5	10	.500	2	6	8	4	1	3	4	5	-20	37	L	107-121
04/21/21	DET	S	33:00	10	22	.455	4	11	.364	6	10	.600	2	8	10	9	2	0	3	2	10	30	W	127-117
04/22/21	LAL	S	36:29	9	21	.429	3	9	.333	9	11	.818	1	8	9	8	3	0	5	5	-4	30	W	115-110
04/24/21	LAL	S	38:57	6	15	.400	2	6	.333	4	5	.800	0	8	8	13	0	0	6	1	26	18	W	108-93
04/26/21	at SAC	S	37:54	8	20	.400	4	12	.333	4	6	.667	0	8	8	8	0	0	4	2	-19	24	L	106-113
04/27/21	at GSW	S	28:06	15	23	.652	4	10	.400	5	5	1.000	2	4	6	8	2	0	7	3	29	39	W	133-103
04/29/21	at DET	P																						115-105
05/01/21	WAS	S	39:13	12	23	.522	1	6	.167	6	11	.545	2	10	12	20	0	0	1	4	6	31	W	125-124
05/02/21	SAC	S	36:28	11	22	.500	1	7	.143	7	8	.875	0	6	6	2	0	6	4	4	30	L	99-111	
05/04/21	at MIA	S	30:16	8	15	.533	5	10	.500	2	5	.400	1	11	12	8	0	0	7	1	20	23	W	127-113
05/06/21	BKN	S	35:38	7	22	.318	5	13	.385	5	10	.500	1	9	10	8	2	0	6	0	7	24	W	113-109
05/07/21	CLE	S	23:09	8	17	.471	1	5	.200	7	7	1.000	1	7										



DORIAN FINNEY-SMITH



6TH SEASON IN THE NBA

6TH SEASON WITH THE MAVS

HEIGHT
6'7"WEIGHT
220BIRTHDAY
5.4.93ACQUIRED
RE-SIGNED (7/11/19)PRIOR TO NBA
FLORIDACOUNTRY
USA**FORWARD**

CAREER NOTES AND TRANSACTIONS

- » After going undrafted in the 2016 NBA Draft, signed by Dallas (7/8/16) and re-signed (7/11/19).

PROFESSIONAL CAPSULE

- » Holds career averages of 7.5 points, 4.5 rebounds, 1.3 assists and 25.8 minutes in 314 games (202 starts).
- » Has increased his scoring average, FG% and 3FG% in each of his first five seasons, joining Hall of Famer Gary Payton as the only players in NBA history to accomplish the feat...also increased his rebounding average in each of his first four years (2016-20).
- » Led the team in games played in both 2016-17 and 2018-19 (appeared in 81 games both years)...his 81 appearances in 2016-17 marked the most by an undrafted rookie in Mavericks history.
- » Has produced 10 career double-doubles (8-2 record) and seven career 20-point efforts (6-1 record)...had more 20-point games in 2020-21 (4) than in previous seasons combined (3).

SEASON HIGHLIGHTS

2020-21 (Dallas)

- » Averaged career-high 9.8 points, 5.4 rebounds, career-high 1.7 assists, career-best 0.9 steals and career-high 32.0 minutes in 60 games (all starts).
- » Shot career-high 47.2% (220-466 FG) from the field, career-high 39.4% (119-302 3FG) from 3-point range and career-best 75.6% (31-41 FT) from the line.
- » One double-double...four games with 20+ points (3-1 record), all since April 5...30 games with 10+ points (21-9 record)...two games with 10+ rebounds...21 games with 7+ rebounds (14-7 record).
- » Garnered a team-high seven defensive player of the game belts, awarded by the coaching staff to a Mavericks player after a win (started at IND, 1/20/21).
- » Season-high 23 points (5-12 3FG) to go with 6 rebounds, 4 assists, 1 steal and 1 block in 34 minutes vs. UTA (4/5/21).
- » 10th career double-double with 12 points (5-10 FG) and season-high 11 rebounds (4 OR) in 35 minutes vs. PHI (4/12/21).
- » 22 points (8-11 FG), including 11 in second quarter, to go with 4 rebounds in 35 minutes vs. SAC (4/18/21).
- » 21 points (8-13 FG, 4-7 3FG, 1-1 FT), 7 rebounds (4 OR) and 2 assists in 32 minutes vs. LAL (4/24/21).
- » 22 points (8-12 FG, 6-9 3FG), including go-ahead 3-pointer with 9.2 seconds left, to go with 5 rebounds vs. WAS (5/1/21).
- » Recorded career-best eight-game double-figure scoring streak (4/16-5/1/21), averaging 15.3 points, 5.5 rebounds and 1.6 assists while shooting 60.8% (45-74 FG) from the field and 58.0% (29-50 3FG) from 3.
- » After returning to the lineup after the birth of his son Aysen, averaged 11.4 points (.516 FG%, .436 3FG%), 5.5 rebounds and 2.0 assists in his final 31 games of the season (since 3/21/21).
- » Missed nine games due to health and safety protocols (1/9-1/25/21), two due to personal reasons (3/17-3/19/21) and one due to lower leg soreness (4/29/21).

2019-20 (Dallas)

- » Averaged 9.5 points, career-high 5.7 rebounds, 1.6 assists and 29.9 minutes in 71 games (career-high 68 starts).
- » Shot 46.6% (243-522 FG) from the field, 37.6% (114-303 3FG) from 3-point range and 72.2% (78-108 FT) from the line.
- » Career-high five double-doubles (5-0 record), after he had four in his first three seasons combined...three games with 20+ points (3-0 record), after he entered the 2019-20 season without a single 20-point effort...career-best 32 games with 10+ points (21-11 record)...career-high nine games with 10+ rebounds (6-3 record), after he had seven in his previous three seasons combined.
- » 22 points (8-10 FG, 3-4 3FG, 3-4 FT), 5 rebounds and 3 assists in 35 minutes vs. SAS (11/18/19).
- » 22 points (7-13 FG, 4-7 3FG, 4-4 FT), 7 rebounds, 4 assists and 2 steals in 29 minutes vs. ATL (2/1/20).
- » Collected 1,000th career rebound at the 4:56 mark of the fourth quarter at ORL (2/21/20).
- » 16 points and career-high 16 boards in 41 minutes at SAC (8/4/20), marking his first career 15/15 game.
- » Helped the Mavericks sweep the Bucks with career-best 27 points (10-19 FG, 6-12 3FG), including career-high 6 3-pointers, to go with 11 rebounds, season-high-tying 5 assists and 0 turnovers in career-high 43 minutes vs. MIL (8/8/20)...it was his first career 20/10 effort and he joined Giannis Antetokounmpo and Luka Dončić as the only players to post at least 25 points, 10 boards, 5 assists and 0 turnovers in a game in 2019-20.
- » Over a three-game stretch (8/4-8/8/20), averaged 18.3 points (.463 FG%, .375 3FG%), 11.7 rebounds and 3.0 assists in 40.3 minutes.
- » Missed three games due to a right hip injury (3/6-3/8/20; 3/11/20) and one game due to a left hip strain (8/10/20).

2018-19 (Dallas)

- » Averaged 7.5 points, 4.8 rebounds, 1.2 assists, 0.9 steals and 24.5 minutes in career-high-tying 81 games (26 starts)...led the Mavericks in games played for the second time in three seasons (81 in 2016-17).
- » Shot 43.2% (228-528 FG) from the field, 31.1% (79-254 3FG) from 3-point range and 70.9% (73-103 FT) from the line.
- » As a starter, averaged 9.0 points, 5.8 rebounds and 1.9 assists in 31.8 minutes.
- » Three double-doubles (3-0 record)...four games with 15+ points (3-1 record)...25 games with 10+ points.
- » Season-high 19 points (8-10 FG, 2-2 3FG, 1-2 FT), including 10 in first quarter, to go with 7 rebounds and 2 steals in 27 minutes vs. NYK (11/2/18).
- » Missed one game due to a mouth laceration vs. MIN (4/3/19).

2017-18 (Dallas)





- » Appeared in 21 games (13 starts), averaging 5.9 points, 3.6 rebounds and 1.2 assists in 21.3 minutes.
- » One double-double...scored in double figures five times, including each of the team's final four games.
- » In 100th career game, first career double-double with season highs of 15 points (6-12 FG, 3-6 3FG), 10 rebounds (3 OR) and 4 assists in 37 minutes at DET (4/6/18).
- » Missed 55 games due to left quadriceps tendinitis (10/30-11/4/17; 11/14/17-3/6/18) and four for return from injury management (3/11/18, 3/17/18, 3/27/18, 4/3/18).

2016-17 (Dallas)

- » Appeared in a team-high 81 games (35 starts), the most ever by a Mavericks undrafted rookie...averaged 4.3 points and 2.7 rebounds in 20.3 minutes.
- » As a starter, averaged 5.6 points, 4.0 rebounds and 1.2 assists in 25.9 minutes.
- » One game with 15+ points...five games with 12+ points (5-0 record)...eight games with 10+ points (6-2 record)...one game with 10+ rebounds.
- » Led team in scoring for first time in career with season-high 17 points (5-9 FG, 3-6 3FG, 4-4 FT) in 29 minutes vs. SAC (12/18/16).

PLAYOFF CAPSULE

- » Holds playoff career averages of 10.2 points, 6.2 rebounds, 2.6 assists, 1.2 steals and 35.5 minutes in 13 games (all starts)...has shot 40.3% (27-67 3FG) from 3-point range and 80.0% (8-10 FT) from the line.
- » **2021 (DAL):** In seven first round starts vs. LAC, averaged 10.3 points, 6.6 rebounds, 2.1 assists and 1.1 steals in 38.7 minutes...playoff career-high 18 points (7-9 FG, 4-5 3FG), 5 rebounds, 2 assists and 1 steal in 37 minutes in Game 1 at LAC (5/22/21)...playoff career-high-tying 18 points (7-13 FG, 4-7 3FG), playoff career-high 10 rebounds (6 OR) and 2 assists in 39 minutes in Game 7 at LAC (6/6/21).
- » **2020 (DAL):** In playoff debut, averaged 10.2 points, 5.7 rebounds, 3.2 assists, 1.2 steals and 31.8 minutes in six first round games (all starts) vs. LAC...playoff high 16 points (6-11 FG) to go with 6 rebounds and 4 assists in 37 minutes in Game 6 vs. LAC (8/30/20).

COLLEGE CAPSULE

- » In 134 career games (91 starts) at Virginia Tech and Florida, averaged 10.7 points, 7.1 rebounds and 1.9 assists in 28.6 minutes...in three seasons at Florida (2013-16), averaged 12.1 points, 7.1 rebounds, 1.9 assists and 28.5 minutes in 101 games (61 starts)...two-time second-team All-SEC selection by the coaches (2015, 2016)...third-team All-SEC by the Associated Press (2016)...led Florida in rebounding in each of his three seasons at the school and led the team in scoring in both his junior and senior years...the Gators were 12-1 (.923) all-time when he scored 20+ points...became the first Florida player to join the 1,000-point club after transferring to the school (finished with 1,220 career points at UF)...named the 2014 SEC Sixth Man of the Year, becoming the second Gator to win the award (joining Chris Richard, 2007)...named to ACC All-Freshman Team at Virginia Tech (2012).
- » **2015-16:** As a senior at Florida, averaged team highs of 14.7 points and 8.3 rebounds to go with 2.1 assists and 31.8 minutes in 36 games (all starts)...shot 43.6% (169-388 FG) from the field, 36.6% (71-194 3FG) from 3-point range and 73.3% (121-165 FT) from the line...team-high eight double-doubles, eight 20-point games and 10 double-figure rebounding efforts.
- » **2014-15:** As a junior at Florida, averaged team highs of 13.1 points and 6.2 rebounds to go with 1.6 assists, 1.1 steals and 27.9 minutes in 28 games (23 starts) while shooting 47.2% (137-290 FG) from the field and team-best 42.6% (49-115 FT) from 3-point range...three double-doubles...four games with 20+ points (4-0 record)...22 games with 10+ points...career-high 25 points (10-15 FG, 5-7 3FG) in Florida's win over Jacksonville (12/14/14).
- » **2013-14:** As a sophomore at Florida, averaged 8.7 points, team-high 6.7 rebounds, 2.1 assists and 25.7 minutes in 37 games (2 starts)...22 points and 15 boards in an OT win over Arkansas (1/11/14), the first 20/15 performance by a Gator in a road venue during Billy Donovan's tenure.
- » **2012-13:** Redshirted, per NCAA regulations, after transferring to Florida from Virginia Tech.
- » **2011-12:** As a freshman at Virginia Tech, averaged 6.3 points, 7.0 rebounds, 1.9 assists and 29.0 minutes in 33 games (30 starts) en route to earning ACC All-Freshman honors.

PERSONAL CAPSULE

- » Son of Desiree Finney-Jones...brother, Ben Finney, played basketball at Old Dominion.
- » Holds an annual turkey giveaway in his native Portsmouth, Virginia around the holidays...has also given out turkeys to Dallas families in need...his foundation, the Finney Family First Foundation, aims to inspire youth to become productive members of society by providing service to the community.
- » Four-year letter winner at I.C. Norcom High School...two-time VHSL Class AAA Player of the Year and first-team all-state, all-region, All-Tidewater and all-district...led team to back-to-back Group AAA championships, along with Eastern Region and District titles...averaged 18 points, 10.7 rebounds and 3.8 blocks as a senior...posted 19 points, 17 rebounds and 3 blocks in the state championship game vs. L.C. Bird his senior year.
- » On Twitter [@doefinney_10](#).

DORIAN FINNEY-SMITH - NBA REGULAR SEASON STATISTICS

SEASON	TEAM	GP	GS	MIN	FG	FGA	FG%	3PM	3PA	3P%	FT	FTA	FT%	OR	DR	TOT	A	ST	TO	BS	PTS	PPG
2016-17	DAL	81	35	1,642	124	333	.372	56	191	.293	46	61	.754	55	167	222	67	52	45	25	350	4.3
2017-18	DAL	21	13	448	46	121	.380	20	67	.299	11	15	.733	22	53	75	26	10	21	4	123	5.9
2018-19	DAL	81	26	1,985	228	528	.432	79	254	.311	73	103	.709	138	251	389	95	70	74	36	608	7.5
2019-20	DAL	71	68	2,120	243	522	.466	114	303	.376	78	108	.722	145	260	405	114	45	69	39	678	9.5
2020-21	DAL	60	60	1,921	220	466	.472	119	302	.394	31	41	.756	98	228	326	102	52	48	25	590	9.8
TOTALS		314	202	8,116	861	1,970	.437	388	1,117	.347	239	328	.729	458	959	1,417	404	229	257	129	2,349	7.5
PER GAME		--	--	25.8	2.7	6.3	--	1.2	3.6	--	0.8	1.0	--	1.5	3.1	4.5	1.3	0.7	0.8	0.4	7.5	--

DORIAN FINNEY-SMITH - NBA POSTSEASON STATISTICS

SEASON	TEAM	GP	GS	MIN	FG	FGA	FG%	3PM	3PA	3P%	FT	FTA	FT%	OR	DR	TOT	A	ST	TO	BS	PTS	PPG
2019-20	DAL	6	6	191	23	52	.442	11	30	.367	4	5	.800	12	22	34	19	7	9	3	61	10.2
2020-21	DAL	7	7	271	26	64	.406	16	37	.432	4	5	.800	17	29	46	15	8	12	2	72	10.3
TOTALS		13	13	461	49	116	.422	27	67	.403	8	10	.800	29	51	80	34	15	21	5	133	10.2
PER GAME		--	--	35.5	3.8	8.9	--	2.1	5.2	--	0.6	0.8	--	2.2	3.9	6.2	2.6	1.2	1.6	0.4	10.2	--

	REG CAREER HIGHS	2020-21 REG HIGHS	2020-21 POST HIGHS
PTS	27 vs. MIL 8/8/20	23 vs. UTA 4/5/21	18 2 times
FGM	10 vs. MIL 8/8/20	8 4 times	7 2 times
FGA	19 2 times	17 vs. UTA 4/5/21	13 at LAC 6/6/21
3FGM	6 3 times	3FGM 2 times	4 2 times
3FGA	12 2 times	3FGA 12 vs. UTA 4/5/21	7 2 times
FTM	7 2 times	FTM 4 vs. SAS 3/10/21	2 2 times
FTA	9 at SAC 8/4/20	FTA 4 2 times	2 2 times
OREB	7 at PHX 4/9/17	OREB 5 vs. MIL 4/8/21	6 at LAC 6/6/21
DREB	10 at SAC 8/4/20	DREB 8 at GSW 4/27/21	7 vs. LAC 6/4/21
TREB	16 at SAC 8/4/20	TREB 11 vs. PHI 4/12/21	10 at LAC 6/6/21
ASTS	6 vs. CLE 3/16/19	ASTS 4 5 times	4 vs. LAC 6/4/21
STLS	4 at OKC 1/26/17	STLS 3 3 times	5 at LAC 6/2/21
BLKS	3 5 times	BLKS 3 vs. MIL 4/8/21	1 2 times
MINS	43 vs. MIL 8/8/20	MINS 40 vs. WAS 5/1/21	42 vs. LAC 6/4/21






2020-21 GAME-BY-GAME REGULAR SEASON STATISTICS (DAL)

DATE	OPP	P/S	MIN	FG	FGA	FG%	3PM	3PA	3P%	FT	FTA	FT%	OR	DR	TOT	A	ST	BS	TO	PF	+/-	PTS	W/L	SCORE	
12/23/20	at PHX	S	35:48	4	11	.364	1	6	.167	2	2	1.000	1	7	8	3	2	0	0	3	11	11	L	102-106	
12/25/20	at LAL	S	29:22	4	9	.444	2	6	.333	0	0	.000	0	2	2	0	3	0	1	4	-19	10	L	115-138	
12/27/20	at LAC	S	18:02	2	4	.500	2	4	.500	2	2	1.000	0	1	1	1	0	0	0	1	25	8	W	124-73	
12/30/20	CHA	S	24:05	2	8	.250	1	6	.167	0	0	.000	4	2	6	0	1	1	1	2	-22	5	L	99-118	
01/01/21	MIA	S	22:25	5	8	.625	2	5	.400	0	0	.000	1	4	5	0	0	0	0	4	3	12	W	93-83	
01/03/21	at CHI	S	35:43	2	5	.400	0	3	.000	1	2	.500	1	5	6	1	1	1	1	3	1	5	L	108-118	
01/04/21	at HOU	S	32:39	3	8	.375	2	5	.400	1	1	1.000	1	3	4	1	1	1	1	3	22	9	W	113-100	
01/07/21	at DEN	S	36:29	5	12	.417	4	8	.500	0	0	.000	3	5	8	2	3	2	0	4	-1	14	W	124-117 (OT)	
01/09/21	ORL	P																						W	112-98
01/13/21	at CHA	P																						W	104-93
01/15/21	at MIL	P																						L	109-112
01/17/21	CHI	P																						L	101-117
01/18/21	at TOR	P																						L	93-116
01/20/21	at IND	P																						W	124-112
01/22/21	at SAS	P																						W	122-117
01/23/21	HOU	P																						L	108-133
01/25/21	DEN	P																						L	113-117
01/27/21	at UTA	S	24:11	1	8	.125	1	6	.167	0	0	.000	2	2	4	2	0	0	0	1	-12	3	L	104-116	
01/29/21	at UTA	S	22:33	4	9	.444	3	8	.375	0	0	.000	0	0	0	0	1	0	1	3	-13	11	L	101-120	
01/30/21	PHX	S	34:04	3	5	.600	2	4	.500	1	2	.500	0	5	5	1	1	0	1	2	7	9	L	105-111	
02/01/21	PHX	S	37:17	2	7	.286	1	4	.250	0	0	.000	2	3	5	1	1	0	1	3	3	5	L	108-109	
02/03/21	at ATL	S	28:50	5	10	.500	3	7	.429	0	0	.000	3	2	5	0	1	0	1	3	6	13	W	122-116	
02/04/21	GSW	S	26:38	1	3	.333	1	3	.333	2	2	1.000	1	3	4	2	0	0	0	4	-19	5	L	116-147	
02/06/21	GSW	S	35:08	4	9	.444	2	5	.400	0	0	.000	3	3	6	2	0	0	1	3	3	10	W	134-132	
02/08/21	MIN	S	32:45	3	4	.750	0	1	.000	1	1	1.000	2	5	7	3	1	1	1	1	-12	7	W	127-122	
02/10/21	ATL	S	37:16	3	6	.500	2	4	.500	0	0	.000	2	5	7	3	1	1	1	2	8	8	W	118-117	
02/12/21	NOP	S	34:52	5	6	.833	4	5	.800	0	0	.000	1	4	5	0	1	0	0	3	10	14	W	143-130	
02/14/21	POR	S	34:33	5	8	.625	4	7	.571	0	0	.000	1	2	3	1	1	1	1	3	-10	14	L	118-121	
02/22/21	MEM	S	31:40	2	10	.200	0	6	.000	0	0	.000	2	7	9	2	0	0	0	3	4	4	W	102-92	
02/23/21	BOS	S	38:32	0	5	.000	0	3	.000	0	0	.000	0	3	3	1	2	0	0	2	4	0	W	110-107	
02/25/21	at PHI	S	31:08	2	7	.286	2	4	.500	0	0	.000	1	4	5	1	1	0	1	4	-9	6	L	97-111	
02/27/21	at BKN	S	34:43	5	6	.833	2	3	.667	0	0	.000	3	5	8	4	2	1	0	2	24	12	W	115-98	
03/01/21	at ORL	S	34:05	3	5	.600	0	2	.000	0	0	.000	0	4	4	2	0	1	1	3	-8	6	W	130-124	
03/03/21	OKC	S	34:22	2	7	.286	0	4	.000	0	0	.000	2	6	8	1	1	0	1	1	3	4	W	87-78	
03/10/21	SAS	S	31:03	1	5	.200	1	4	.250	4	4	1.000	1	6	7	2	0	0	1	3	11	7	W	115-104	
03/11/21	at OKC	S	35:15	2	7	.286	2	6	.333	0	0	.000	1	7	8	1	0	2	0	3	-10	6	L	108-116	
03/13/21	at DEN	S	27:39	4	8	.500	2	5	.400	1	1	1.000	2	6	8	2	1	0	0	0	-2	11	W	116-103	
03/15/21	LAC	S	26:48	3	8	.375	2	5	.400	0	0	.000	1	2	3	2	1	0	2	2	-2	8	L	99-109	
03/17/21	LAC	P																						W	105-89
03/19/21	at POR	P																						L	119-125
03/21/21	at POR	S	28:07	4	8	.500	3	6	.500	2	2	1.000	2	3	5	2	0	0	1	3	32	13	W	132-92	
03/24/21	at MIN	S	28:36	4	7	.571	1	3	.333	2	2	1.000	3	1	4	2	1	0	0	2	11	11	W	128-108	
03/26/21	IND	S	33:16	4	6	.667	0	2	.000	0	0	.000	3	2	5	2	1	0	2	2	-8	8	L	94-109	
03/27/21	at NOP	S	37:31	2	5	.400	0	1	.000	2	2	1.000	2	2	4	4	0	0	1	4	-10	6	L	103-112	
03/29/21	at OKC	S	27:05	5	8	.625	2	3	.667	0	2	.000	0	1	1	2	0	0	0	1	32	12	W	127-106	
03/31/21	at BOS	S	39:31	4	7	.571	3	5	.600	0	0	.000	3	6	9	0	2	0	1	3	13	11	W	113-108	
04/02/21	at NYK	S	32:38	2	8	.250	2	6	.333	0	0	.000	3	6	9	0	0	0	0	1	12	6	W	99-86	
04/03/21	at WAS	S	37:17	4	8	.500	3	6	.500	0	0	.000	1	3	4	2	1	1	0	1	14	11	W	109-87	
04/05/21	UTA	S	34:24	8	17	.471	5	12	.417	2	2	1.000	2	4	6	4	1	1	0	4	0	23	W	111-103	
04/07/21	at HOU	S	35:55	3	8	.375	3	6	.500	0	0	.000	1	6	7	1	2	1	1	3	-16	9	L	93-102	
04/08/21	MIL	S	35:59	3	10	.300	2	7	.286	1	3	.333	5	5	10	3	0	3	0	1	25	9	W	116-101	
04/11/21	SAS	S	33:36	4	7	.571	1	4	.250	0	0	.000	2	5	7	3	0	1	1	2	2	9	L	117-119	
04/12/21	PHI	S	34:38	5	10	.500	2	7	.286	0	0	.000	4	7	11	1	1	0	1	2	-19	12	L	95-113	
04/14/21	at MEM	S	29:10	3	8	.375	1	4	.250	0	0	.000	2	4	6	1	1	1	0	3	14	7	W	114-113	
04/16/21	NYK	S	34:42	5	12	.417	3	6	.500	0	0	.000	2	5	7	1	1	0	0	2	-4	13	L	109-117	
04/18/21	SAC	S	35:24	8	11	.727	6	8	.750	0	0	.000	2	2	4	1	0	1	1	1	-20	22	L	107-121	
04/21/21	DET	S	35:01	4	7	.571	3	6	.500	0	0	.000	0	3	3	0	1	0	0	3	12	11	W	127-117	
04/22/21	LAL	S	36:52	4	5	.800	2	3	.667	0	0	.000	1	2	3	2	3	0	2	1	2	10	W	115-110	
04/24/21	LAL	S	32:11	8	13	.615	4	7	.571	1	1	1.000	4	3	7	2	0	0	1	0	28	21	W	108-93	
04/26/21	at SAC	S	33:00	4	9	.444	2	7	.286	0	0	.000	4	3	7	4	2	1	1	3	-14	10	L	106-113	
04/27/21	at GSW	S	30:10	4	5	.800	3	4	.750	2	2	1.000	0	8	8	1	2	0	0	2	23	13	W	133-103	
04/29/21	at DET	P																						W	115-105
05/01/21	WAS	S	40:29	8	12	.667	6	9	.667	0	0	.000	1	4	5	2	1	0	3	2	4	22	W	125-124	
05/02/21	SAC	S	35:27	1	7	.143	0	5	.000	1	2	.500	2	3	5	4	2	0	4	1	-10	3	L	99-111	
05/04/21	at MIA	S	33:26	5	6	.833	2	3	.667	0	0	.000	1	3	4	3	0	1	2	2	28	12	W	127-113	
05/06/21	BKN	S	38:38	6	11	.545	3	6	.500	2	4	.500	4	4	8	3	0	0	1	1	23	17	W	113-109	
05/07/21	CLE	S	26:02	2	6	.333	1	5	.200	0	0	.000	0	5	5	2	1	1	0	2	14	5	W	110-90	
05/09/21	at CLE	S	22:19	2	10	.200	0	6	.000	0	0	.000	1	4	5	2	1	0	2	3	10	4	W	124-97	
05/11/21	at MEM	S	27:12	1	5	.200	0	4	.000	0	0	.000	0	1	1	3	1	1	2	1	-6	2	L	104-133	
05/																									



JOSH GREEN



2ND SEASON IN THE NBA

2ND SEASON WITH THE MAVS

HEIGHT
6'6"WEIGHT
210BIRTHDAY
11.16.00ACQUIRED
DRAFTED 18TH OVERALL IN 2020PRIOR TO NBA
ARIZONACOUNTRY
AUSTRALIAchime
GUARD/FORWARD

CAREER NOTES AND TRANSACTIONS

- Selected by Dallas in the first round (18th overall pick) of the 2020 NBA Draft.

SEASON HIGHLIGHTS

2020-21 (Dallas)

- Appeared in 39 games (5 starts) as a rookie, averaging 2.6 points and 2.0 rebounds in 11.4 minutes while shooting 45.2% (42-93 FG) from the field.
- As part of a flex-assignment, appeared in six games (3 starts) with the G League's Salt Lake City Stars in the G League bubble (Orlando), where he averaged 13.5 points (.455 FG%), 4.8 rebounds, 3.5 assists and 2.2 steals in 29.7 minutes.
- Made NBA debut at PHX (12/23/20) and had 2 points (1-1 FG) in 3 minutes.
- 5 points, 5 rebounds (3 OR) and 1 assist while recording a game-high plus-minus of +17 in 18 minutes at CHA (1/13/21).
- In third career start, season-high 8 points (4-7 FG) to go with 6 rebounds and 2 assists in 23 minutes at IND (1/20/21).
- 4 points (2-2 FG), 2 rebounds and 2 assists in 14 minutes while earning the Defensive Player of the Game belt at DET (4/29/21).
- 4 points (1-2 FG, 2-2 FT), 4 rebounds, season-high 3 assists and season-best 3 steals in 24 minutes while garnering the Defensive Player of the Game belt for the second time in last three games.
- 8 points (4-8 FG), 2 rebounds, 1 assist and 1 steal in 17 minutes at MIN (5/16/21).
- Recorded 27 DNP-CDs and spent six games on the inactive list (G League).

PLAYOFF CAPSULE

- 2021 (DAL):** Made career playoff debut, playing 4 minutes in Game 4 vs. LAC (5/30/21).

INTERNATIONAL CAPSULE (Australian National Team)

- SUMMER 2021:** Competed with the Australian national team at the 2020 Olympic Games in Tokyo, winning a bronze medal (the country's first-ever Olympic medal in men's basketball)...appeared in five games, averaging 1.2 points and 0.8 assists in 3.0 minutes...6 points and 2 rebounds in 4 minutes in the quarterfinals vs. Argentina.

COLLEGE CAPSULE

- 2019-20:** In only season at Arizona, averaged 12.0 points, 4.6 rebounds, 2.6 assists and 1.5 steals in 30 games (all starts)...shot 36.1% (30-83 3FG) from 3-point range and 78.0% (85-109 FT) on the line...recorded a team-high 46 steals, the sixth-most by an Arizona freshman ever...ranked sixth in the PAC-12 in steals per game...two games with 20+ points (22 vs. Illinois 11/10/19, career-high 24 vs. Pepperdine 11/28/19)...the Wildcats were 14-4 when he scored in double figures, including 5-0 when he tallied 18+ points...18 points, season-high 6 assists and season-best 4 steals vs. Oregon State (2/20/20)...19 points in Pac-12 Tournament win over Washington (3/11/20)...saw freshman season come to end when the Pac-12 cancelled its tournament due to the COVID-19 pandemic (3/12/20).

PERSONAL CAPSULE

- Born in Sydney to Australian mother Cahla and American-born father Delmas...both parents played professional basketball in Australia...brother, Jay Green, plays basketball at UNLV.
- Competed in the 2018 and 2019 Nike Hoop Summit with Team World.
- Attended The King's School in Sydney, where he was selected to represent the New South Wales' under 16 state team at the age of 13...family relocated to Phoenix in 2014, where he played two years at Mountain Ridge High School before transferring to IMG Academy in Bradenton, Florida (the same high school Mavericks center Dwight Powell attended)...helped lead the IMG to the high school national championship as a senior, scoring a team-high 19 points in the title game while earning MVP honors...named a McDonald's All-American and USA Today All-USA third-team selection in 2019.
- Played Australian rules football, basketball, rugby, soccer and swimming growing up...by the age of 10, had been selected to represent New South Wales in nine separate sports.
- On Twitter @JoshBGreen.

JOSH GREEN - NBA REGULAR SEASON STATISTICS

SEASON	TEAM	GP	GS	MIN	FG	FGA	FG%	3PM	3PA	3P%	FT	FTA	FT%	OR	DR	TOT	A	ST	TO	BS	PTS	PPG
2020-21	DAL	39	5	445	42	93	.452	4	25	.160	13	23	.565	28	50	78	28	16	17	3	101	2.6
TOTALS		39	5	445	42	93	.452	4	25	.160	13	23	.565	28	50	78	28	16	17	3	101	2.6
PER GAME		--	--	11.4	1.1	2.4	--	0.1	0.6	--	0.3	0.6	--	0.7	1.3	2.0	0.7	0.4	0.4	0.1	2.6	--

JOSH GREEN - NBA POSTSEASON STATISTICS

SEASON	TEAM	GP	GS	MIN	FG	FGA	FG%	3PM	3PA	3P%	FT	FTA	FT%	OR	DR	TOT	A	ST	TO	BS	PTS	PPG
2020-21	DAL	1	0	4	0	0	.000	0	0	.000	0	0	.000	0	0	0	0	0	0	0	0	0.0
TOTALS		1	0	4	0	0	.000	0	0	.000	0	0	.000	0	0	0	0	0	0	0	0	0.0
PER GAME		--	--	4.2	0.0	0.0	--	0.0	0.0	--	0.0	0.0	--	0.0	0.0	0.0	0.0	0.0	0.0	0.0	0.0	--





	REG CAREER HIGHS		2020-21 REG HIGHS		2020-21 POST HIGHS
PTS	8 2 times	PTS	8 2 times	PTS	--
FGM	4 2 times	FGM	4 2 times	FGM	--
FGA	8 at MIN 5/16/21	FGA	8 at MIN 5/16/21	FGA	--
3FGM	1 4 times	3FGM	1 4 times	3FGM	--
3FGA	3 vs. HOU 1/23/21	3FGA	3 vs. HOU 1/23/21	3FGA	--
FTM	2 4 times	FTM	2 4 times	FTM	--
FTA	4 at CHA 1/13/21	FTA	4 at CHA 1/13/21	FTA	--
OREB	3 at CHA 1/13/21	OREB	3 at CHA 1/13/21	OREB	--
DREB	5 3 times	DREB	5 3 times	DREB	--
TREB	7 at WAS 4/3/21	TREB	7 at WAS 4/3/21	TREB	--
ASTS	4 at CLE 5/9/21	ASTS	4 at CLE 5/9/21	ASTS	--
STLS	3 at MIA 5/4/21	STLS	3 at MIA 5/4/21	STLS	--
BLKS	1 3 times	BLKS	1 3 times	BLKS	--
MINS	32 vs. CHI 1/17/21	MINS	32 vs. CHI 1/17/21	MINS	4 vs. LAC 5/30/21

2020-21 GAME-BY-GAME REGULAR SEASON STATISTICS (DAL)

DATE	OPP	P/S	MIN	FG	FGA	FG%	3PM	3PA	3P%	FT	FTA	FT%	OR	DR	TOI	A	ST	BS	TO	PF	+/-	PTS	WL	SCORE	
12/23/20	at PHX	P	3:16	1	1	1.000	0	0	.000	0	0	.000	0	0	0	0	0	0	0	0	0	-5	2	L	102-106
12/25/20	at LAL	P	2:23	0	0	.000	0	0	.000	0	0	.000	0	0	0	0	0	0	0	0	0	-4	0	L	115-138
12/27/20	at LAC	P	11:34	1	3	.333	0	0	.000	2	2	1.000	0	2	2	2	2	0	0	1	0	2	4	W	124-73
12/30/20	CHA	P	12:44	0	0	.000	0	0	.000	0	0	.000	1	1	2	0	0	0	0	1	0	10	0	L	99-118
01/01/21	MIA	P																							
01/03/21	at CHI	P	00:18	0	0	.000	0	0	.000	0	0	.000	1	0	1	0	0	0	0	0	0	-2	0	L	108-118
01/04/21	at HOU	P																							
01/07/21	at DEN	P	02:34	0	0	.000	0	0	.000	0	0	.000	0	1	1	0	0	0	0	0	1	-4	0	W	124-117 (OT)
01/09/21	ORL	S	15:28	0	1	.000	0	1	.000	0	0	.000	0	3	3	0	0	0	0	0	0	-6	0	W	112-98
01/13/21	at CHA	P	18:03	2	4	.500	0	2	.000	1	4	.250	3	2	5	1	0	0	0	2	3	17	5	W	104-93
01/15/21	at MIL	P	18:55	0	2	.000	0	0	.000	0	0	.000	1	2	3	0	2	0	1	5	-1	0	L	109-112	
01/17/21	CHI	S	32:11	1	4	.250	0	2	.000	2	2	1.000	1	3	4	1	0	0	3	2	0	4	L	101-117	
01/18/21	at TOR	P	19:03	2	2	1.000	0	0	.000	0	0	.000	1	2	3	2	0	0	0	0	-16	4	L	93-116	
01/20/21	at IND	S	22:52	4	7	.571	0	1	.000	0	0	.000	1	5	6	2	0	0	0	3	3	8	W	124-112	
01/22/21	at SAS	S	16:45	1	4	.250	0	2	.000	0	0	.000	1	5	6	1	1	0	0	0	14	2	W	122-117	
01/23/21	HOU	S	20:00	2	5	.400	1	3	.333	1	2	.500	2	0	2	0	1	0	3	2	-17	6	L	108-133	
01/25/21	DEN	P																							
01/27/21	at UTA	P	1:34	0	0	.000	0	0	.000	0	0	.000	0	0	0	0	0	0	0	0	4	0	L	104-116	
01/29/21	at UTA	P	8:31	3	3	1.000	1	1	1.000	0	1	.000	0	1	1	0	0	1	0	0	4	7	L	101-120	
01/30/21	PHX	P																							
02/01/21	PHX	P																							
02/03/21	at ATL	P																							
02/04/21	GSW	P	5:35	0	0	.000	0	0	.000	0	0	.000	0	0	0	1	0	0	0	0	-6	0	L	116-147	
02/06/21	GSW	P																							
02/08/21	MIN	P																							
02/10/21	ATL	P																							
02/12/21	NOP	P																							
02/14/21	POR	P																							
02/22/21	MEM	P																							
02/23/21	BOS	P																							
02/25/21	at PHI	P																							
02/27/21	at BKN	P																							
03/01/21	at ORL	P																							
03/03/21	OKC	P																							
03/10/21	SAS	P																							
03/11/21	at OKC	P	2:19	0	2	.000	0	0	.000	0	0	.000	0	1	1	0	0	0	0	0	1	3	0	L	108-116
03/13/21	at DEN	P	2:24	0	1	.000	0	0	.000	0	0	.000	0	0	0	0	0	0	0	0	0	-4	0	W	116-103
03/15/21	LAC	P																							
03/17/21	LAC	P																							
03/19/21	at POR	P																							
03/21/21	at POR	P	9:36	2	4	.500	0	0	.000	0	0	.000	0	0	0	1	0	0	0	0	5	4	W	132-92	
03/24/21	at MIN	P	2:16	0	0	.000	0	0	.000	0	0	.000	0	0	0	0	0	0	1	0	2	0	W	128-108	
03/26/21	IND	P	8:32	3	5	.600	0	1	.000	1	2	.500	1	0	1	0	0	0	1	0	-8	7	L	94-109	
03/27/21	at NOP	P																							
03/29/21	at OKC	P	16:00	2	4	.500	0	2	.000	0	0	.000	1	1	2	1	1	1	1	0	-5	4	W	127-106	
03/31/21	at BOS	P	2:41	0	1	.000	0	0	.000	0	0	.000	0	0	0	0	1	0	0	0	4	0	W	113-108	
04/02/21	at NYK	P																							
04/03/21	at WAS	P	20:35	1	3	.333	0	1	.000	2	2	1.000	2	5	7	1	2	0	0	2	7	4	W	109-87	
04/05/21	UTA	P																							
04/07/21	at HOU	P	3:06	0	2	.000	0	1	.000	0	0	.000	1	0	1	0	0	1	0	0	1	0	L	93-102	
04/08/21	MIL	P	00:50	0	0	.000	0	0	.000	0	0	.000	0	0	0	0	0	0	0	0	-1	0	W	116-101	
04/11/21	SAS	P																							
04/12/21	PHI	P	4:02	1	2	.500	0	0	.000	0	0	.000	1	1	2	0	0	0	1	1	-3	2	L	95-113	
04/14/21	at MEM	P																							
04/16/21	NYK	P																							
04/18/21	SAC	P																							
04/21/21	DET	P																							
04/22/21	LAL	P																							
04/24/21	LAL	P																							
04/26/21	at SAC	P	16:09	1	2	.500	0	0	.000	0	0	.000	1	2	3	1	1	0	0	1	15	2	L	106-113	
04/27/21	at GSW	P	10:06	1	3	.333	1	1	1.000	0															



2020-21 GAME-BY-GAME POSTSEASON STATISTICS (DAL)

DATE	OPP	P/S	MIN	FG	FGA	FG%	3PM	3PA	3P%	FT	FTA	FT%	OR	DR	TOT	A	ST	BS	TO	PF	+/-	PTS	W/L	SCORE	
05/22/21	at LAC	P																					W	113-103	
05/25/21	at LAC	P																					W	127-121	
05/28/21	LAC	P																					L	108-118	
05/30/21	LAC	P	4:14	0	0	.000	0	0	.000	0	0	.000	0	0	0	0	0	0	0	0	0	-1	0	L	81-106
06/02/21	at LAC	P																					W	105-100	
06/04/21	LAC	P																					L	97-104	
06/06/21	at LAC	P																					L	111-126	
2020	TTL	1-0	4.2	0	0	.000	0	0	.000	0	0	.000	0	0	0	0	0	0	0	0	0	-1	0	3-4	
2020	AVG	--	4.2	0.0	0.0	--	0.0	0.0	--	0.0	0.0	--	0.0	0.0	0.0	0.0	0.0	0.0	0.0	0.0	0.0	-1.0	0.0	--	






TIM HARDAWAY JR.

9TH SEASON IN THE NBA

3RD SEASON WITH THE MAVS

HEIGHT
6'5"WEIGHT
205BIRTHDAY
3.16.92ACQUIRED
SIGNED (8/9/21)PRIOR TO NBA
MICHIGANCOUNTRY
USA**GUARD****CAREER NOTES AND TRANSACTIONS**

- » Selected by New York in the first round (24th overall pick) of the 2013 NBA Draft.
- » As part of a three-team deal, traded by New York to Atlanta in a deal that sent the draft rights to Jerian Grant (19th overall pick in 2015) from the Hawks to the Knicks, the draft rights to Kelly Oubre Jr. (15th overall pick in 2015) from Atlanta to Washington and two future second round picks from the Wizards to the Hawks (6/25/15).
- » Signed by New York (7/8/17).
- » Traded by New York with Kristaps Porzingis, Courtney Lee and Trey Burke to Dallas in exchange for Dennis Smith Jr., DeAndre Jordan, Wesley Matthews and two future first round picks (1/31/19).
- » Signed by Dallas (8/9/21).

PROFESSIONAL CAPSULE

- » Holds career averages of 13.9 points, 2.7 rebounds, 1.8 assists and 26.8 minutes in 544 games (268 starts) with New York, Atlanta and Dallas.
- » Has hit 120+ 3-pointers in seven of his first eight NBA seasons, including a career-high 207 triples in 2020-21.
- » Is a career 81.6% (1,114-1,365 FT) foul shooter and has shot at least 80.0% from the stripe in seven of his eight seasons.
- » Has registered 22 30-point games as a pro (2 in 2016-17, 5 in 2017-18, 6 in 2018-19, 4 in 2019-20, 5 in 2020-21), after scoring 30 just once in his three-year college career.
- » Earned 2014 NBA All-Rookie First Team honors and finished fifth in media balloting for Kia 2014 NBA Rookie of the Year award...set the Knicks rookie record for 3-pointers made (130).
- » Played in the 2014 BBVA Compass Rising Stars Challenge at All-Star Weekend (New Orleans) and scored a game-high 36 points...competed alongside his father Tim Sr. and the WNBA's Elena Delle Donne on Team Hardaway in Sears Shooting Stars competition.

SEASON HIGHLIGHTS**2020-21 (Dallas)**

- » Averaged 16.6 points, 3.3 rebounds, 1.8 assists and 28.4 minutes in team-high 70 games (31 starts).
- » Shot 44.7% (407-911 FG) from the field, 39.1% (207-529 3FG) from 3-point range and 81.6% (142-174 FT) from the line.
- » Connected on a career-high 207 3-pointers (8th-most in the NBA), his second straight season with 200+ 3s (204-513 3FG, 2019-20) and the second-most in a single season in Mavericks history (George McCloud, 257, 1995-96, is the only other player in franchise history to make 200+ 3s in a single season).
- » One game with 40+ points (1st career 40-point effort)...three games with 35+ points (3-0 record)...five games with 30+ points (4-1 record)...nine games with 25+ points (7-2 record)...18 games with 20+ points (13-5 record)...six games with 7+ 3-pointers (5-1 record).
- » As a starter, averaged 18.6 points (.450 FG%, .398 3FG%, .814 FT%), 3.4 rebounds and 2.0 assists in 31.8 minutes.
- » As a reserve, averaged 15.1 points (.444 FG%, .385 3FG%, .818 FT%), the third-highest scoring average among players with 30+ appearances off the bench, to go with 3.2 rebounds and 1.6 assists in 25.6 minutes.
- » In first appearance off the bench since November 2019, 30 points (11-14 FG, 8-10 3FG), 7 rebounds and 2 assists in 31 minutes at HOU (1/4/21).
- » 36 points (12-20 FG, 8-13 3FG), including 16 in third quarter, to go with 5 rebounds and 2 assists in 40 minutes vs. ORL (1/9/21).
- » Knocked down 1,000th career 3-pointer at the 4:26 mark of the first quarter vs. PHX (1/30/21), becoming the 118th player in NBA history to reach the milestone.
- » 30 points (11-19 FG, 5-10 3FG), including 16 in second quarter, to go with 5 rebounds and 3 assists in 35 minutes at NOP (3/27/21).
- » In return to where he played collegiately in Michigan, career-high 42 points (13-23 FG, 6-10 3FG, 10-10 FT), including 17 consecutive points in fourth quarter, in 36 minutes at DET (4/29/21).
- » In return to his native South Florida, 36 points (13-24), including career-high 10 3-pointers (10-18 3FG), in 33 minutes at MIA (5/4/21)...his 10 3-pointers tied the Mavericks franchise record (Wesley Matthews, 10-17 3FG, at WAS 12/6/15; McCloud, 10-12 3FG, OT, vs. PHX 12/16/95)...scored 18 points in the third quarter, his highest-scoring period of the season.
- » Over an eight-game span (4/29-5/12/21), averaged 26.0 points (.557 FG%, .494 3FG%, .889 FT%) and the Mavericks went 7-1 in those games.
- » Missed one game due to a left groin strain (1/17/21) and one due to right ankle soreness (5/2/21).

2019-20 (Dallas)

- » Averaged 15.8 points, 3.3 rebounds, 1.9 assists and 29.5 minutes in 71 games (58 starts).
- » Shot 43.4% (384-884 FG) from the field, career-high 39.8% (204-513 3FG) from 3-point range and 81.9% (149-182 FT) from the line.
- » Among NBA leaders, ranked seventh in 3-pointers made (204) and 33rd in 3FG%...joined McCloud (257, 1995-96) as the only players in franchise history with 200+ 3s in a season.
- » The Miami Palmetto HS alum hit both his 800th and 900th career 3-pointers against the Heat in 2019-20 (No. 800 vs. MIA 12/14/19, No. 900 at MIA 2/28/20).
- » Four games with 30+ points...13 games with 25+ points...21 games with 20+ points...54 games with 10+ points...career-high 13 games with 5+ 3-pointers.
- » 31 points (10-18 FG, 5-11 3FG), 4 rebounds, 5 assists and 2 steals in 38 minutes at HOU (11/24/19).
- » 29 points (10-13 FG), including season-high 9 3-pointers (9-12 3FG), in 36 minutes vs. SAC (12/8/19).
- » Season-high 33 points (12-18 FG, 5-10 3FG) en route to surpassing 6,000 career points vs. UTA (2/10/20).
- » Season-high-tying 33 points (11-22 FG, 6-14 3FG), 4 rebounds and 5 assists in 35 minutes at ATL (2/22/20).
- » 30 points (11-21 FG, 6-11 3FG) in 39 minutes vs. IND (3/8/20).
- » Over a 20-game stretch (2/10-8/11/20), averaged 19.9 points (.460 FG%, .398 3FG%, .833 FT%) while scoring 20+ points 10 times and 30+ 3 times.
- » Missed three games due to a left hamstring strain (12/31/19-1/4/20) and one game due to illness (3/6/20).



**2018-19 (New York, Dallas)**

- » Averaged career-high 18.1 points, 3.4 rebounds, 2.4 assists and 31.6 minutes in 65 games (63 starts).
- » Shot 34.0% (162-477 3FG) from 3-point range and 84.1% (career highs 232-276 FT) from the line.
- » In 46 games (all starts) with NYK, averaged team-high 19.1 points, 3.5 rebounds and 2.7 assists in 32.6 minutes.
- » In 19 games (17 starts) with DAL, averaged 15.5 points, 3.2 rebounds and 1.9 assists in 29.3 minutes.
- » Two double-doubles (both with NYK)...one game with 35+ points...six 30-point efforts, all coming within first 17 games of the year...10 games with 25+ points (all with NYK)...32 20-point outings (7 with DAL), including 20 in first 28 games of the season...55 games with 10+ points (17 with DAL)...two games with 10+ rebounds (both with NYK).
- » Recorded 30+ points in three straight games (30 at NOP 11/16/18, 32 at ORL 11/18/18, 32 vs. POR 11/20/18), the lone 30-point streak of his career...also posted the two longest 20-point streaks of his career in 2018-19 (5 games, 11/14-11/21/18; 4 games, 10/17-10/22/18).
- » Season-high 37 points (10-19 FGs, 7-11 3FGs, 10-10 FTs) in 38 minutes vs. IND (10/31/18).
- » Surpassed 5,000 career points and hit his 700th career 3-pointer vs. POR (2/10/19).
- » Missed one game due to a sore back (11/5/18), one due to a sore right heel (12/17/18), one due to an illness (12/27/18), one due to a sore left hamstring (1/13/19) and the final 11 contests due to a left tibia stress reaction (3/21-4/10/19).

2017-18 (New York)

- » In return to Knicks, averaged 17.5 points, career-high 3.9 rebounds, career-high 2.7 assists, career-best 1.1 steals and career-high 33.1 minutes in 57 games (54 starts).
- » Shot 42.1% (360-856 FG) from the field, 31.7% (130-410 3FG) from 3-point range and 81.6% (146-179 FT) from the line (did not qualify for the NBA leaderboard in ppg or mpg, as he missed 23 games due to illness/injury).
- » Two double-doubles...three games with 35+ points...five games with 30+ points...12 games with 25+ points...18 games with 20+ points.
- » 38 points (13-27 FG, 4-9 3FG, 8-10 FT), 6 rebounds and 7 assists in 37 minutes vs. TOR (11/22/17).
- » 37 points (14-24 FG, 6-9 3FG, 3-3 FT), 5 rebounds and 2 steals in 40 minutes vs. WAS (2/14/18).
- » Season-high 39 points (14-25 FG, 6-11 3FG) in 36 minutes vs. MIN (3/23/18).
- » Missed 20 games with a lower left leg stress injury (12/3/17-1/10/18) and three games with a sprained left ankle (4/7-4/11/18).

2016-17 (Atlanta)

- » Averaged 14.5 points, 2.8 rebounds, 2.3 assists and 27.3 minutes in 79 games (30 starts).
- » Shot career-high 45.5% (415-912 FG) from the field, 35.7% (149-417 3FG) from 3-point range and 76.6% (164-214 FT) from the line.
- » Two games with 30+ points...eight games with 25+ points...23 games with 20+ points...59 games with 10+ points.
- » Season-high 36 points (13-20 FG, 5-9 3FG, 5-6 FT) in 35 minutes vs. CLE (3/3/17).

2015-16 (Atlanta)

- » Averaged 6.4 points, 1.7 rebounds and 16.9 minutes in 51 games (1 start).
- » Shot 43.0% (114-265 FG) from the field, 33.6% (48-143 3FG) from 3-point range and career-high 89.3% (50-56 FT) from the line.
- » Two games with 20+ points (2-0 record)...12 games with 10+ points.
- » Set or tied season highs for points (21), rebounds (7), assists (4) and minutes (30) vs. DEN (3/17/16).
- » Had two stints in the G League (2 games with Canton, 3 games with Austin) and averaged a combined 18.8 points in five games (2 starts).

2014-15 (New York)

- » Averaged 11.5 points, 2.2 rebounds, 1.8 assists and 24.0 minutes in 70 games (30 starts).
- » Shot 34.2% (121-354 3FG) from 3-point range and 80.1% (125-156 FT) from the line.
- » 10 games with 20+ points...41 games with 10+ points.
- » Season-high 25 points (9-17 FG, 5-8 3FG), 6 rebounds and 5 assists in 35 minutes at CHA (1/24/15).
- » Season-high-tying 25 points (7-12 FG, 5-8 3FGs, 6-8 FT) in 34 minutes vs. DET (4/15/15).

2013-14 (New York)

- » As a rookie, averaged 10.2 points, 1.5 rebounds and 23.1 minutes in career-high 81 games (1 start)...shot 42.8% (294-687 FG) from the field, 36.3% (130-358 3FG) from 3-point range and 82.8% (106-128 FT) from the line.
- » Earned 2014 NBA All-Rookie First Team honors and finished fifth in media balloting for Kia 2014 NBA Rookie of the Year award...among all rookies, ranked fourth in scoring, behind Michael Carter-Williams (16.7 ppg), Victor Oladipo (13.8 ppg) and Trey Burke (12.8 ppg)...ranked second among rookies in FT% (Burke, .903), third in 3FG%, fifth in FG% and sixth in minutes.
- » Two games with 25+ points (2-0 record)...nine games with 20+ points...four games with 5+ 3-pointers (3-1 record).
- » Season-high 29 points (11-17 FG, season highs 6-12 3FG) in 30 minutes vs. CLE (1/30/14).
- » Played in 2014 BBVA Compass Rising Stars Challenge at All-Star Weekend (New Orleans) and scored a game-high 36 points...competed alongside father Tim Sr. and the WNBA's Elena Delle Donne on Team Hardaway in Sears Shooting Stars competition.

PLAYOFF CAPSULE

- » Holds career playoff averages of 11.5 points, 2.5 rebounds, 1.3 assists and 26.9 minutes in 28 games (19 starts) with ATL and DAL.
- » **2021 (DAL):** In seven first round starts vs. LAC, averaged 17.0 points, 3.3 rebounds, 1.4 assists and playoff career-high 37.4 minutes...shot postseason career-best 40.4% (23-57 3FG) from 3-point range...four games with 20+ points...two games with 5+ 3-pointers...six games with 10+ points...playoff career-high 28 points (9-14 FG), including playoff career-best 6 3-pointers (6-8 3FG), to go with postseason career-high 5 assists in Game 2 at LAC (5/25/21).
- » **2020 (DAL):** Set new playoff career highs for scoring (17.8 ppg), rebounding (3.5 rpg) and assists (1.8 apg) in six first round games (all starts) vs. LAC...shot 42.1% (40-95 FG) from the field, including 19-of-54 (.352) from 3-point range...recorded first two career 20-point performances in the playoffs (22 in Game 3 vs. LAC 8/21/20, 21 in Game 4 8/23/20).
- » **2017 (ATL):** Averaged 12.8 points, 2.7 rebounds, 1.2 assists and 33.3 minutes in six first round games (all starts) vs. WAS.
- » **2016 (ATL):** Made playoff debut with ATL and averaged 2.2 points, 1.0 rebounds and 9.7 minutes in nine games.

INTERNATIONAL CAPSULE (Team USA)

- » **Summer 2014:** Member of 2014 USA Men's Select Team that trained with the 2014 USA Basketball Men's National Team in Las Vegas in July 2014.
- » **Summer 2011:** Played with Team USA at the 2011 FIBA U19 World Championships, where he averaged 9.4 points, 2.1 rebounds and 1.8 assists in nine games...shot 43.3% (29-67 FG) from the field and 85.0% (17-20 FT) from the line.

COLLEGE CAPSULE

- » Played three seasons at Michigan (2010-13), including final two as a teammate of Burke, where he averaged 14.3 points, 4.1 rebounds, 2.1 assists and 33.3 minutes in 107 games (all starts)...concluded college career as the school's 18th all-time leading scorer (1,532 points) and sixth on the program's all-time 3-pointers made (202)...helped lead the Wolverines to a 76-32 (.703) record, including three straight NCAA Tournament appearances...Michigan was 18-1 (.947) all-time when he scored 20+ points and 5-0 when he had a double-double.
- » **2012-13:** As a junior, averaged 14.5 points, 4.7 rebounds, 2.4 assists and 34.8 minutes in 38 games (all starts) en route to being named First Team All-Big Ten by the coaches and Second Team All-Big Ten by the media...helped Michigan advance to 2013 national title game, where it lost to Louisville...named Rudy Tomjanovich team Most Improved Player as well as Most Outstanding Player at NIT Season Tip-Off at Madison Square Garden...shot career-high 43.7% (201-460 FG) from the field and career-best 37.4% (73-195 3FG) from 3-point range...career-high seven games with 20+ points (7-0 record).
- » **2011-12:** As a sophomore, averaged 14.6 points, 3.8 rebounds, 2.1 assists and 34.2 minutes in 34 games (all starts) en route to earning Third Team All-Big Ten honors...helped Wolverines to first Big Ten regular season title in 26 years...six games with 20+ points (6-0 record).





- » **2010-11:** As a freshman, averaged 13.9 points, 3.8 rebounds, 1.7 assists and 30.7 minutes in 35 games (all starts) en route to garnering Big Ten All-Freshman Team honors...shot 42.0% (159-379 FG) from the field, 36.7% (76-207 3FG) from 3-point range and 76.5% (91-119 FT) from the line...career-high 30 points (9-14 FG, 5-7 3FG, 7-7 FT) in win at Iowa (2/19/11)...six games with 20+ points (5-1 record).

PERSONAL CAPSULE

- » Full name is Timothy Duane Hardaway Jr.
- » Son of five-time NBA All-Star Tim Hardaway Sr., who played in 54 games for Dallas in 2001-02...the Hardaways are the first father/son combo in Mavericks history.
- » Donned No. 10 at Michigan, which is the same number his father wore in college (and had retired at UTEP)...wore No. 5 in his first Knicks stint, as that was his father's rookie number with the Warriors...wore No. 10 with the Hawks, which was the number his dad went on to wear in Golden State, Miami, Dallas and Denver...wore No. 3 in his second stint with the Knicks and is currently sporting No. 11 with the Mavericks.
- » Three-time All-City performer at Miami Palmetto High School.
- » On Twitter [@T_HardJR](#).

TIM HARDAWAY JR. - NBA REGULAR SEASON STATISTICS

SEASON	TEAM	GP	GS	MIN	FG	FGA	FG%	3PM	3PA	3P%	FT	FTA	FT%	OR	DR	TOT	A	ST	TO	BS	PTS	PPG
2013-14	NYK	81	1	1,875	294	687	.428	130	358	.363	106	128	.828	19	102	121	66	44	47	7	824	10.2
2014-15	NYK	70	30	1,681	279	717	.389	121	354	.342	125	156	.801	12	144	156	127	20	82	14	804	11.5
2015-16	ATL	51	1	864	114	265	.430	48	143	.336	50	56	.893	7	79	86	51	21	23	7	326	6.4
2016-17	ATL	79	30	2,154	415	912	.455	149	417	.357	164	214	.766	35	189	224	182	55	106	15	1,143	14.5
2017-18	NYK	57	54	1,885	360	856	.421	130	410	.317	146	179	.816	32	192	224	155	62	92	10	996	17.5
2018-19	NYK	46	46	1,499	282	726	.388	117	337	.347	199	233	.854	26	135	161	122	42	81	6	880	19.1
Went from NYK to DAL.																						
2018-19	DAL	19	17	558	108	267	.404	45	140	.321	33	43	.767	7	54	61	37	11	24	2	294	15.5
2018-19	TOT	65	63	2,057	390	993	.393	162	477	.340	232	276	.841	33	189	222	159	53	105	8	1,174	0.0
2019-20	DAL	71	58	2,091	384	884	.434	204	513	.398	149	182	.819	25	207	232	137	41	69	5	1,121	15.8
2020-21	DAL	70	31	1,985	407	911	.447	207	529	.391	142	174	.816	20	209	229	126	31	64	11	1,163	16.6
TOTALS		544	268	14,592	2,643	6,225	.425	1,151	3,201	.360	1,114	1,365	.816	183	1,311	1,494	1,003	327	588	77	7,551	13.9
PER GAME		--	--	26.8	4.9	11.4	--	2.1	5.9	--	2.0	2.5	--	0.3	2.4	2.7	1.8	0.6	1.1	0.1	13.9	--

TIM HARDAWAY JR. - NBA POSTSEASON STATISTICS

SEASON	TEAM	GP	GS	MIN	FG	FGA	FG%	3PM	3PA	3P%	FT	FTA	FT%	OR	DR	TOT	A	ST	TO	BS	PTS	PPG
2015-16	ATL	9	0	87	7	26	.269	2	14	.143	4	6	.667	0	9	9	7	0	3	1	20	2.2
2016-17	ATL	6	6	200	27	82	.329	11	42	.262	12	19	.632	3	13	16	7	3	10	0	77	12.8
2019-20	DAL	6	6	204	40	95	.421	19	54	.352	8	11	.727	3	18	21	11	2	3	0	107	17.8
2020-21	DAL	7	7	262	42	101	.416	23	57	.404	12	16	.750	5	18	23	10	3	6	0	119	17.0
TOTALS		28	19	753	116	304	.382	55	167	.329	36	52	.692	11	58	69	35	8	22	1	323	11.5
PER GAME		--	--	26.9	4.1	10.9	--	2.0	6.0	--	1.3	1.9	--	0.4	2.1	2.5	1.2	0.3	0.8	0.0	11.5	--

	REG CAREER HIGHS	2020-21 REG HIGHS	2020-21 POST HIGHS
PTS	42 at DET 4/29/21	42 at DET 4/29/21	28 at LAC 5/25/21
FGM	14 2 times	13 2 times	9 2 times
FGA	27 vs. TOR 11/22/17	24 at MIA 5/4/21	FGA 19 2 times
3FGM	10 at MIA 5/4/21	3FGM 10 at MIA 5/4/21	3FGM 6 at LAC 5/25/21
3FGA	18 at MIA 5/4/21	3FGA 18 at MIA 5/4/21	3FGA 11 vs. LAC 6/4/21
FTM	16 at ATL 11/7/18	FTM 10 at DET 4/29/21	FTM 5 at LAC 6/2/21
FTA	20 at ATL 11/7/18	FTA 10 at DET 4/29/21	FTA 8 at LAC 5/25/21
OREB	3 3 times	OREB 3 vs. DEN 1/25/21	OREB 2 at LAC 5/22/21
DREB	10 3 times	DREB 7 2 times	DREB 6 at LAC 6/2/21
TREB	11 at ORL 11/8/17	TREB 7 3 times	TREB 7 at LAC 6/2/21
ASTS	8 4 times	ASTS 5 at POR 3/19/21	ASTS 5 at LAC 5/25/21
STLS	3 17 times	STLS 2 7 times	STLS 1 3 times
BLKS	2 5 times	BLKS 2 at PHI 2/25/21	BLKS --
MINS	58 vs. NYK 1/29/17	MINS 40 vs. ORL 1/9/21	MINS 45 at LAC 6/2/21





2020-21 GAME-BY-GAME REGULAR SEASON STATISTICS (DAL)

DATE	OPP	P/S	MIN	FG	FGA	FG%	3PM	3PA	3P%	FT	FTA	FT%	OR	DR	TOT	A	ST	BS	TO	PF	+/-	PTS	W/L	SCORE	
12/23/20	at PHX	S	26:48	3	10	.300	3	8	.375	3	6	.500	0	4	4	0	1	0	0	1	-4	12	L	102-106	
12/25/20	at LAL	S	28:03	4	12	.333	1	5	.200	1	2	.500	1	3	4	2	0	0	0	1	-9	10	L	115-138	
12/27/20	at LAC	S	22:59	7	14	.500	4	8	.500	0	0	.000	0	5	5	2	2	0	0	2	27	18	W	124-73	
12/30/20	CHA	S	27:31	7	10	.700	3	6	.500	1	1	1.000	0	2	2	1	1	0	1	0	-27	18	L	99-118	
01/01/21	MIA	S	38:33	6	18	.333	3	10	.300	3	4	.750	0	2	2	3	2	1	2	3	17	18	W	93-83	
01/03/21	at CHI	S	33:04	4	15	.267	2	12	.167	3	5	.600	0	4	4	4	0	0	3	3	-16	13	L	108-118	
01/04/21	at HOU	P	31:16	11	14	.786	8	10	.800	0	0	.000	0	7	7	2	0	0	2	1	18	30	W	113-100	
01/07/21	at DEN	P	24:36	3	11	.273	3	8	.375	2	3	.667	0	3	3	4	0	1	0	0	3	11	W	124-117 (OT)	
01/09/21	ORL	S	40:26	12	20	.600	8	13	.615	4	6	.667	0	5	5	2	0	0	4	2	6	36	W	112-98	
01/13/21	at CHA	S	33:26	7	16	.438	3	10	.300	1	1	1.000	0	2	2	3	2	0	0	1	8	18	W	104-93	
01/15/21	at MIL	S	37:00	9	17	.529	4	9	.444	0	0	.000	0	6	6	0	0	1	0	3	3	22	L	109-112	
01/17/21	CHI	P																						101-117	
01/18/21	at TOR	S	26:41	0	12	.000	0	6	.000	0	0	.000	1	4	5	1	0	0	2	1	-12	0	L	93-116	
01/20/21	at IND	S	34:02	6	13	.462	3	6	.500	4	4	1.000	0	3	3	3	1	0	1	2	15	19	W	124-112	
01/22/21	at SAS	S	38:13	8	12	.667	2	6	.333	3	4	.750	0	2	2	0	0	0	1	2	6	21	W	122-117	
01/23/21	HOU	S	30:35	4	13	.308	1	6	.167	6	6	1.000	0	2	2	0	0	0	0	1	-19	15	L	108-133	
01/25/21	DEN	S	37:09	7	18	.389	2	7	.286	3	4	.750	3	4	7	2	1	0	1	3	1	19	L	113-117	
01/27/21	at UTA	S	34:05	6	10	.600	4	6	.667	3	3	1.000	0	3	3	2	1	0	1	0	-12	19	L	104-116	
01/29/21	at UTA	S	26:24	1	5	.200	0	1	.000	0	0	.000	0	1	1	3	1	0	1	3	-13	2	L	101-120	
01/30/21	PHX	S	35:32	8	19	.421	3	10	.300	0	0	.000	1	3	4	4	1	0	1	0	-2	19	L	105-111	
02/01/21	PHX	P	31:17	6	12	.500	3	7	.429	3	3	1.000	0	4	4	0	2	1	1	3	-3	18	L	108-109	
02/03/21	at ATL	P	30:02	8	15	.533	5	10	.500	1	2	.500	0	4	4	0	0	0	1	2	2	22	W	122-116	
02/04/21	GSW	P	23:40	6	14	.429	5	11	.455	2	2	1.000	0	3	3	1	0	0	0	1	-12	19	L	116-147	
02/06/21	GSW	P	27:26	3	15	.200	2	9	.222	3	3	1.000	0	1	1	3	2	0	1	1	-20	11	W	134-132	
02/08/21	MIN	P	28:53	9	15	.600	4	9	.444	2	3	.667	0	1	1	1	1	0	0	1	9	24	W	127-122	
02/10/21	ATL	P	28:55	6	10	.600	3	5	.600	1	1	1.000	0	1	1	0	0	0	0	3	10	16	W	118-117	
02/12/21	NOP	P	21:04	3	8	.375	2	6	.333	0	0	.000	0	0	0	0	0	0	1	1	-3	8	W	143-130	
02/14/21	POR	P	27:22	4	12	.333	2	7	.286	2	2	1.000	0	1	1	0	0	0	1	2	-2	12	L	118-121	
02/22/21	MEM	P	28:10	9	14	.643	7	11	.636	4	5	.800	0	4	4	0	0	0	1	1	3	29	W	102-92	
02/23/21	BOS	P	24:46	6	17	.353	0	8	.000	2	2	1.000	1	1	2	3	0	0	0	3	7	14	W	110-107	
02/25/21	at PHI	P	21:22	5	8	.625	2	4	.500	0	0	.000	2	0	2	3	0	2	0	2	-13	12	L	97-111	
02/27/21	at BKN	P	21:23	4	12	.333	2	6	.333	3	3	1.000	1	2	3	1	1	0	0	0	5	13	W	115-98	
03/01/21	at ORL	P	22:37	2	8	.250	1	5	.200	0	0	.000	0	2	2	4	1	0	0	0	2	5	W	130-124	
03/03/21	OKC	P	31:24	6	15	.400	2	7	.286	5	6	.833	2	4	6	2	0	0	4	2	3	19	W	87-78	
03/10/21	SAS	P	23:52	3	11	.273	1	6	.167	2	2	1.000	0	2	2	3	1	0	1	0	-18	9	W	115-104	
03/11/21	at OKC	P	32:49	7	18	.389	4	8	.500	6	9	.667	1	5	6	1	0	0	1	3	-5	24	L	108-116	
03/13/21	at DEN	P	23:43	4	9	.444	0	5	.000	0	0	.000	0	3	3	1	0	0	2	0	22	8	W	116-103	
03/15/21	LAC	P	30:07	8	12	.667	5	9	.556	0	0	.000	0	1	1	1	1	0	0	2	1	21	L	99-109	
03/17/21	LAC	S	36:34	6	12	.500	3	7	.429	0	0	.000	0	6	6	1	0	0	2	1	17	15	W	105-89	
03/19/21	at POR	S	40:25	9	14	.643	7	11	.636	0	0	.000	0	5	5	5	0	0	1	3	-4	25	L	119-125	
03/21/21	at POR	P	18:51	4	9	.444	1	5	.200	2	2	1.000	0	6	6	0	0	0	1	2	22	11	W	132-92	
03/24/21	at MIN	P	27:23	7	17	.412	5	9	.556	2	4	.500	0	4	4	4	0	0	0	3	17	21	W	128-108	
03/26/21	IND	P	23:34	7	14	.500	2	7	.286	0	0	.000	0	5	5	1	0	0	1	1	-20	16	L	94-109	
03/27/21	at NOP	P	34:42	11	19	.579	5	10	.500	3	4	.750	1	4	5	3	0	0	0	1	-18	30	L	103-112	
03/29/21	at OKC	P	20:32	6	10	.600	3	6	.500	4	5	.800	0	3	3	1	0	0	1	2	17	19	W	127-106	
03/31/21	at BOS	P	25:12	3	10	.300	1	6	.167	0	0	.000	0	3	3	2	0	0	0	3	-9	7	W	113-108	
04/02/21	at NYK	P	20:48	5	9	.556	3	6	.500	1	2	.500	0	3	3	1	2	0	0	2	12	14	W	99-86	
04/03/21	at WAS	S	30:45	6	19	.316	3	7	.429	1	1	1.000	0	4	4	0	1	0	1	0	10	16	W	109-87	
04/05/21	UTA	P	29:46	6	13	.462	3	7	.429	1	1	1.000	1	4	5	1	0	0	1	1	12	16	W	111-103	
04/07/21	at HOU	P	30:46	5	11	.455	3	9	.333	5	5	1.000	0	6	6	1	0	1	1	1	-7	18	L	93-102	
04/08/21	MIL	P	21:20	4	11	.364	2	6	.333	2	2	1.000	0	3	3	3	0	0	1	1	-14	12	W	116-101	
04/11/21	SAS	P	22:25	0	5	.000	0	3	.000	2	2	1.000	0	0	0	2	0	0	2	1	-17	2	L	117-119	
04/12/21	PHI	P	21:18	3	9	.333	3	6	.500	0	0	.000	0	3	3	2	0	0	0	2	1	-8	9	L	95-113
04/14/21	at MEM	P	22:21	5	11	.455	1	5	.200	0	1	.000	1	0	1	0	0	0	0	2	-11	11	W	114-113	
04/16/21	NYK	P	24:18	6	11	.545	2	6	.333	2	2	1.000	0	2	2	2	0	0	0	1	-9	16	L	109-117	
04/18/21	SAC	P	24:12	2	10	.200	2	8	.250	2	2	1.000	0	3	3	0	0	1	2	1	10	8	L	107-121	
04/21/21	DET	P	25:53	6	13	.462	3	9	.333	0	0	.000	1	0	1	2	0	0	1	0	13	15	W	127-117	
04/22/21	LAL	P	27:04	2	10	.200	1	4	.250	3	4	.750	0	4	4	3	0	1	2	1	13	8	W	115-110	
04/24/21	LAL	S	29:41	2	13	.154	1	7	.143	3	5	.600	0	4	4	0	0	0	2	2	-13	8	W	108-93	
04/26/21	at SAC	S	28:53	8	20	.400	3	12	.250	0	0	.000	0	1	1	2	0	0	0	3	-20	19	L	106-113	
04/27/21	at GSW	P	18:26	3	8	.375	2	5	.400	5	6	.833	0	7	7	1	0	0	0	3	29	13	W	133-103	
04/29/21	at DET	S	35:49	13	23	.565	6	10	.600	10	10	1.000	0	1	1	3	1	0	2	3	9	42	W	115-105	
05/01/21	WAS	P	26:41	7	12	.583	2	5	.400	0	0	.000	0	3	3	4	1	0	1	5	7	16	W	125-124	
05/02/21	SAC	P																						99-111	
05/04/21	at MIA	S	33:15	13	24	.542	10	18	.556	0	2	.000	1	3	4	1	0	1	1	2	19	36	W	127-113	
05/06/21	BKN	S	37:07	8	16	.500	4	8	.500	3	4	.750	0	6	6	2	0	0	2	3	9	23			



MAXI KLEBER



5TH SEASON IN THE NBA

5TH SEASON WITH THE MAVS

HEIGHT
6'10"WEIGHT
240BIRTHDAY
1.29.92ACQUIRED
RE-SIGNED (7/10/19)PRIOR TO NBA
BAYERN MUNICHCOUNTRY
GERMANYchime
FORWARD/CENTER

CAREER NOTES AND TRANSACTIONS

- » Played in Germany (2009-14)...played in Spain (2014-15)...played in Germany (2015-17).
- » Signed by Dallas (7/13/17) and re-signed (7/10/19).

PROFESSIONAL CAPSULE

- » Holds career averages of 7.1 points, 4.5 rebounds, 1.0 assists, 0.9 blocks and 22.2 minutes in 267 games (114 starts).
- » Has shot 45.8% (679-1,484 FG) from the field, 36.8% (323-877 3FG) from beyond the arc and 81.7% (215-263 FT) from the line.

SEASON HIGHLIGHTS

2020-21 (Dallas)

- » Averaged 7.1 points, career-high-tying 5.2 rebounds and career-high 1.4 assists in 50 games (40 starts).
- » Shot 42.2% (116-275 FG) from the field, career-high 41.0% (78-212 3FG) from 3-point range and career-best 91.9% (34-37 FT) from the line.
- » Four games with 15+ points...13 games with 10+ points...one game with 10 rebounds.
- » 16 points (5-8 FG, 3-6 3FG, 3-4 FT) and 5 rebounds in 29 minutes at CHI (1/3/21).
- » Collected 1,000th career rebound at the 10:58 mark of the first quarter vs. PHX (2/1/21).
- » 16 points (5-11 FG, 4-9 3FG, 2-2 FT), 8 rebounds and 4 assists in 32 minutes vs. GSW (2/6/21).
- » 9 points (3-6 3FG), season-high (game-high) 10 rebounds and career-high 5 assists while earning the Defensive Player of the Game belt.
- » Season-high 17 points (5-9 FG, 5-9 3FG), all in the first half, in 27 minutes vs. WAS (5/1/21)...17 first half points were tied for his most in any half of his career (17, second half, at ORL 2/21/20).
- » Missed 11 games due to health and safety protocols (1/13-1/30/21), one due to a left ankle sprain (2/23/21), one due to a left leg contusion (4/3/21), two due to right lower leg soreness (4/7/21, 4/11/21), one due to a low back contusion (4/22/21) and seven due to right Achilles soreness (5/4-5/16/21).

2019-20 (Dallas)

- » In 74 games (21 starts), averaged career-high 9.1 points, career-high 5.2 rebounds, 1.2 assists and career-best 1.1 blocks in 25.5 minutes...74 games played marked season-high among all NBA players.
- » Shot 37.3% (119-319 3FG) from 3-point range and 84.9% (79-93 FT) from the line.
- » Two games with 20+ points...32 games with 10+ points...12 games with 3+ blocks.
- » Career-high 26 points (career-high 10 FG) in 23 minutes at ORL (2/21/20).
- » 14 points and career-high 14 rebounds in 35 minutes at OKC (12/31/19).
- » Followed up an 18-point effort vs. BKN (1/2/20) with 24 points (6-12 3FG) vs. CHA (1/4/20).
- » 13 points and 10 rebounds in 34 minutes at CHI (3/2/20).
- » Missed one game due to a right knee contusion (11/3/19).

2018-19 (Dallas)

- » Averaged 6.8 points, 4.6 rebounds, 1.1 blocks and 21.2 minutes in 71 games (18 starts).
- » Shot 45.3% (175-386 FG) from the field, 35.3% (77-218 3FG) from 3-point range and 78.4% (58-74 FT) from the line...led the team in blocks per game and total blocks (78).
- » As a starter, averaged 7.7 points, 4.8 rebounds and 1.3 blocks in 26.6 minutes.
- » Three double-doubles...three games with 15+ points...21 games with 10+ points...five games with 10+ rebounds...nine games with 3+ blocks.
- » In first start of season, career-high 6 blocks to go with 10 points in 24 minutes vs. NO (12/26/18), becoming the first Maverick with a 6-block game since Salah Mejri in March 2016.
- » Season highs of 18 points (5-11 FG, 3-6 3FG, 5-5 FT) and 12 rebounds (5 OR) in 25 minutes vs. CLE (3/16/19).
- » Missed two games due to right knee soreness (11/30-12/2/18), two due to a left great toe sprain (12/8/18, 12/18/18), one due to an illness (2/23/19), two due to left knee effusion (3/6-3/8/19), one due to a left wrist sprain (3/20/19), one due to a right knee contusion (4/7/19) and one due to left knee soreness (4/10/19).

2017-18 (Dallas)

- » As a rookie, averaged 5.4 points, 3.3 rebounds, 0.7 blocks and 16.8 minutes in 72 games (35 starts).
- » 47 blocks marked the seventh-highest total by a Mavericks rookie in franchise history.
- » Shot 48.9% (151-309 FG) from the field, 31.3% (40-128 3FG) from 3-point range and 74.6% (44-59 FT) from the line.
- » Among all rookies, ranked fifth in FG% and eighth in blocks.
- » As a starter, averaged 6.3 points (.500 FG%), 3.8 rebounds and 0.9 blocks in 20.8 minutes (made 27 straight starts from 11/17/17-1/9/18).
- » One double-double...one game with 20+ points...four games with 15+ points...12 games with 10+ points...one game with 10+ rebounds...two games with 5+ blocks (Mejri was only other Maverick with 5-block game for season)...four games with 3+ blocks.
- » Season-high (team-high) 21 points (9-10 FG, 3-4 3FG) and 3 blocks in 34 minutes at SA (12/16/17)...became first Mavericks rookie forward with a 20-point game since fellow Würzburg, Germany, native Dirk Nowitzki (1998-99).
- » First career double-double with 11 points and season-high 10 rebounds in 20 minutes at PHI (4/8/18).

PLAYOFF CAPSULE





- » Holds postseason career averages of 5.9 points, 4.9 rebounds, 1.5 assists and 30.0 minutes in 13 games (10 starts).
- » **2021 (DAL):** In seven first round games (4 starts) vs. LAC, averaged 5.3 points, 3.6 rebounds and 1.4 assists in 26.7 minutes...13 points (5-6 FG, 2-2 3FG, 1-2 FT), 4 rebounds and 3 assists in 34 minutes in Game 2 at LAC (5/25/21)...playoff career-high 14 points (5-9 FG, 4-7 3FG) in 35 minutes in Game 3 vs. LAC (5/28/21).
- » **2020 (DAL):** Started all six games of DAL's first round series vs. LAC and averaged 6.7 points, 6.5 rebounds, 1.5 assists and team-high 1.2 blocks in 33.9 minutes.

INTERNATIONAL CAPSULE

Professional

- » **2016-17:** Played for FC Bayern Munich (Germany)...in 37 BBL games, averaged 8.9 points, 5.3 rebounds, 1.8 assists and 1.2 blocks...in 17 EuroCup games, averaged 9.7 points, 6.6 rebounds and 1.4 assists...2017 German NBBL champion...two-time German BBL Player of the Week...German Bundesliga Cup finalist...2017 BBL All-Star...All-BBL Second Team...All-EuroCup Second Team...2017 BBL Most Effective Player.
- » **2015-16:** Played for FC Bayern Munich (Germany)...in 24 BBL games, averaged 8.0 points, 4.9 rebounds, 1.5 assists and 1.4 blocks...in four EuroCup games, averaged 5.5 points, 3.8 rebounds and 1.3 assists...German Bundesliga Cup finalist.
- » **2014-15:** Averaged 11.5 points and 6.5 rebounds in 33 games for Obradoiro CAB (Spain)...Eurobasket.com All-Spanish Liga Endesa Honorable Mention.
- » **2013-14:** Averaged 9.9 points, 6.7 rebounds and 1.0 assist in 23 games for s.Oliver Würzburg (Germany)...2014 BBL All-Star.
- » **2012-13:** Played for s.Oliver Würzburg (Germany).
- » **2011-12:** Averaged 3.1 points and 1.2 rebounds in 26 games for s.Oliver Würzburg (Germany).
- » **2010-11:** Played in two games for s.Oliver Würzburg (Germany), averaging 2.5 points...also played for TG 48 Würzburg.
- » **2009-10:** Averaged 4.0 points and 1.4 rebounds in 13 games for s.Oliver Würzburg (Germany).
- » **2008-09:** Averaged 2.9 points in 20 games for s.Oliver Würzburg (Germany)...2009 Regionalliga South-East champion...Eurobasket.com All-Regionalliga South-East Newcomer of the Year.

German National Team

- » **Summer 2016:** Member of German national team.
- » **Summer 2015:** Member of German national team.
- » **Summer 2014:** Competed for the German national team...in five games during EuroBasket qualification rounds, averaged 11.8 points, 6.8 rebounds, 1.0 assists, 1.0 steals and 1.4 blocks.
- » **Summer 2013:** Member of the German national team.
- » **Summer 2012:** Competed for the German U20 national team...also attended the Adidas EuroCamp (Treviso, Italy).
- » **Summer 2011:** Competed for the German U20 national team.

PERSONAL CAPSULE

- » Hails from Würzburg, Germany, the same hometown as Nowitzki (who he played alongside in Dallas for two seasons from 2017-19).
- » Full name is Maximilian Kleber.
- » On Twitter [@maxikleber](https://twitter.com/maxikleber).

MAXI KLEBER - NBA REGULAR SEASON STATISTICS

SEASON	TEAM	GP	GS	MIN	FG	FGA	FG%	3PM	3PA	3P%	FT	FTA	FT%	OR	DR	TOT	A	ST	TO	BS	PTS	PPG
2017-18	DAL	72	35	1,206	151	309	.489	40	128	.313	44	59	.746	71	163	234	51	26	30	47	386	5.4
2018-19	DAL	71	18	1,502	175	386	.453	77	218	.353	58	74	.784	90	239	329	70	36	54	78	485	6.8
2019-20	DAL	74	21	1,890	237	514	.461	119	319	.373	79	93	.849	112	276	388	88	25	58	83	672	9.1
2020-21	DAL	50	40	1,341	116	275	.422	87	212	.410	34	37	.919	47	213	260	68	24	30	35	353	7.1
TOTALS		267	114	5,939	679	1,484	.458	323	877	.368	215	263	.817	320	891	1,211	277	111	172	243	1,896	7.1
PER GAME		--	--	22.2	2.5	5.6	--	1.2	3.3	--	0.8	1.0	--	1.2	3.3	4.5	1.0	0.4	0.6	0.9	7.1	--

MAXI KLEBER - NBA POSTSEASON STATISTICS

SEASON	TEAM	GP	GS	MIN	FG	FGA	FG%	3PM	3PA	3P%	FT	FTA	FT%	OR	DR	TOT	A	ST	TO	BS	PTS	PPG
2019-20	DAL	6	6	203	13	39	.333	5	26	.192	9	12	.750	10	29	39	9	2	4	7	40	6.7
2020-21	DAL	7	4	187	12	30	.400	8	20	.400	5	7	.714	5	20	25	10	3	1	0	37	5.3
TOTALS		13	10	391	25	69	.362	13	46	.283	14	19	.737	15	49	64	19	5	5	7	77	5.9
PER GAME		--	--	30.1	1.9	5.3	--	1.0	3.5	--	1.1	1.5	--	1.2	3.8	4.9	1.5	0.4	0.4	0.5	5.9	--

	REG CAREER HIGHS	2020-21 REG HIGHS	2020-21 POST HIGHS
PTS	26 at ORL 2/21/20	17 vs. WAS 5/1/21	14 vs. LAC 5/28/21
FGM	10 at ORL 2/21/20	6 at POR 3/19/21	5 2 times
FGA	14 vs. CHA 1/4/20	13 at NOP 3/27/21	9 vs. LAC 5/28/21
3FGM	6 vs. CHA 1/4/20	5 vs. WAS 5/1/21	4 vs. LAC 5/28/21
3FGA	12 vs. CHA 1/4/20	10 at NOP 3/27/21	7 vs. LAC 5/28/21
FTM	5 vs. CLE 3/16/19	4 at PHX 12/23/20	3 at LAC 5/22/21
FTA	5 3 times	4 3 times	4 at LAC 5/22/21
OREB	6 at OKC 12/31/19	4 vs. SAS 3/10/21	3 at LAC 5/22/21
DREB	10 at CHI 3/2/20	7 9 times	6 at LAC 5/22/21
TREB	14 at OKC 12/31/19	10 vs. LAL 4/24/21	9 at LAC 5/22/21
ASTS	5 vs. LAL 4/24/21	5 vs. LAL 4/24/21	4 at LAC 5/22/21
STLS	4 vs. SAS 1/16/19	3 at ORL 3/1/21	1 3 times
BLKS	6 vs. NOP 12/26/18	2 9 times	--
MINS	41 vs. LAC 3/17/21	41 vs. LAC 3/17/21	36 at LAC 5/22/21






2020-21 GAME-BY-GAME REGULAR SEASON STATISTICS (DAL)

DATE	OPP	P/S	MIN	FG	FGA	FG%	3PM	3PA	3P%	FT	FTA	FT%	OR	DR	TOT	A	ST	BS	TO	PF	+/-	PTS	W/L	SCORE	
12/23/20	at PHX	P	26:53	2	8	.250	2	7	.286	4	4	1.000	1	2	3	1	0	0	1	4	-19	10	L	102-106	
12/25/20	at LAL	P	19:45	1	2	.500	1	2	.500	2	2	1.000	1	4	5	0	2	0	0	0	0	-8	5	L	115-138
12/27/20	at LAC	P	17:04	1	2	.500	1	2	.500	2	2	1.000	0	5	5	1	0	1	0	2	26	5	W	124-73	
12/30/20	CHA	P	20:55	4	5	.800	4	5	.800	0	0	.000	1	5	6	1	0	2	2	1	1	-9	12	L	99-118
01/01/21	MIA	P	27:32	1	3	.333	1	3	.333	2	2	1.000	0	4	4	1	1	1	1	1	13	5	W	93-83	
01/03/21	at CHI	P	28:35	5	8	.625	3	6	.500	3	4	.750	1	4	5	1	0	0	0	3	-3	16	L	108-118	
01/04/21	at HOU	S	18:24	0	1	.000	0	1	.000	0	0	.000	2	7	9	3	0	0	1	5	16	0	W	113-100	
01/07/21	at DEN	S	36:00	3	7	.429	3	5	.600	0	0	.000	1	7	8	3	0	2	1	0	15	9	W	124-117 (OT)	
01/09/21	ORL	S	23:38	1	5	.200	1	3	.333	2	2	1.000	0	3	3	1	0	2	0	1	-3	5	W	112-98	
01/13/21	at CHA	P																					W	104-93	
01/15/21	at MIL	P																					L	109-112	
01/17/21	CHI	P																					L	101-117	
01/18/21	at TOR	P																					L	93-116	
01/20/21	at IND	P																					W	124-112	
01/22/21	at SAS	P																					W	122-117	
01/23/21	HOU	P																					L	108-133	
01/25/21	DEN	P																					L	113-117	
01/27/21	at UTA	P																					L	104-116	
01/29/21	at UTA	P																					L	101-120	
01/30/21	PHX	P																					L	105-111	
02/01/21	PHX	S	17:58	1	5	.200	0	1	.000	0	0	.000	3	3	6	1	1	1	2	3	-10	2	L	108-109	
02/03/21	at ATL	S	32:12	3	6	.500	2	4	.500	0	0	.000	1	4	5	3	0	2	0	3	9	8	W	122-116	
02/04/21	GSW	S	20:22	1	2	.500	0	0	.000	0	0	.000	0	7	7	1	0	1	1	4	-11	2	L	116-147	
02/06/21	GSW	S	32:20	5	11	.455	4	9	.444	2	2	1.000	3	5	8	4	0	0	0	3	3	16	W	134-132	
02/08/21	MIN	S	25:29	2	4	.500	1	2	.500	0	0	.000	0	3	3	0	0	0	0	2	13	5	W	127-122	
02/10/21	ATL	S	25:29	2	3	.667	2	3	.667	0	0	.000	0	2	2	1	0	0	1	2	-24	6	W	118-117	
02/12/21	NOP	S	37:04	2	6	.333	2	5	.400	0	0	.000	0	6	6	2	1	0	0	4	12	6	W	143-130	
02/14/21	POR	S	25:09	3	8	.375	2	6	.333	0	0	.000	2	4	6	1	1	1	0	2	-11	8	L	118-121	
02/22/21	MEM	S	26:46	0	1	.000	0	0	.000	2	2	1.000	0	5	5	1	0	1	0	0	13	2	W	102-92	
02/23/21	BOS	P																					W	110-107	
02/25/21	at PHI	S	21:33	2	5	.400	2	5	.400	0	0	.000	0	4	4	0	0	1	0	3	-9	6	L	97-111	
02/27/21	at BKN	S	26:44	2	3	.667	2	3	.667	0	0	.000	1	3	4	2	1	1	0	2	17	6	W	115-98	
03/01/21	at ORL	S	28:18	4	6	.667	3	5	.600	2	2	1.000	1	5	6	1	3	2	0	2	13	13	W	130-124	
03/03/21	OKC	S	31:16	3	8	.375	1	5	.200	1	1	1.000	1	6	7	1	0	2	2	3	5	8	W	87-78	
03/10/21	SAS	S	32:56	4	7	.571	3	6	.500	0	0	.000	4	3	7	2	0	0	0	4	21	11	W	115-104	
03/11/21	at OKC	S	28:09	4	8	.500	4	6	.667	2	2	1.000	1	3	4	3	2	0	1	2	-5	14	L	108-116	
03/13/21	at DEN	S	31:25	3	6	.500	2	4	.500	0	0	.000	2	5	7	1	0	0	2	2	10	8	W	116-103	
03/15/21	LAC	S	35:55	1	4	.250	1	4	.250	0	0	.000	1	4	5	0	1	1	1	2	-21	3	L	99-109	
03/17/21	LAC	S	40:54	4	8	.500	2	5	.400	2	2	1.000	0	6	6	0	0	0	1	3	24	12	W	105-89	
03/19/21	at POR	S	34:25	6	9	.667	4	7	.571	0	0	.000	1	3	4	4	0	1	0	2	1	16	L	119-125	
03/21/21	at POR	S	25:28	3	4	.750	2	3	.667	0	0	.000	0	7	7	1	1	0	0	2	16	8	W	132-92	
03/24/21	at MIN	S	32:50	2	5	.400	2	4	.500	1	2	.500	1	4	5	0	0	1	0	1	13	7	W	128-108	
03/26/21	IND	S	32:07	1	4	.250	1	4	.250	0	0	.000	0	6	6	1	0	2	0	4	-9	3	L	94-109	
03/27/21	at NOP	S	31:26	4	13	.308	3	10	.300	2	2	1.000	1	6	7	0	1	2	1	5	-10	13	L	103-112	
03/29/21	at OKC	S	21:14	2	9	.222	2	7	.286	0	0	.000	1	7	8	2	0	0	0	0	-9	6	W	127-106	
03/31/21	at BOS	S	25:21	1	5	.200	0	3	.000	3	4	.750	0	3	3	2	1	0	1	3	-5	5	W	113-108	
04/02/21	at NYK	S	35:34	3	5	.600	1	3	.333	0	0	.000	0	7	7	2	2	0	0	1	25	7	W	99-86	
04/03/21	at WAS	P																					W	109-87	
04/05/21	UTA	S	34:20	0	2	.000	0	2	.000	0	0	.000	1	4	5	2	0	0	2	2	-3	0	W	111-103	
04/07/21	at HOU	P																					L	93-102	
04/08/21	MIL	S	34:10	4	8	.500	4	7	.571	0	0	.000	1	4	5	0	2	0	3	2	13	12	W	116-101	
04/11/21	SAS	P																					L	117-119	
04/12/21	PHI	S	14:19	1	2	.500	1	2	.500	0	0	.000	1	2	3	0	1	0	1	4	-3	3	L	95-113	
04/14/21	at MEM	S	36:52	3	11	.273	2	9	.222	0	0	.000	1	7	8	1	0	1	0	0	-2	8	W	114-113	
04/16/21	NYK	S	27:52	2	5	.400	2	5	.400	0	0	.000	0	1	1	2	1	2	1	3	-7	6	L	109-117	
04/18/21	SAC	S	21:24	0	3	.000	0	3	.000	0	0	.000	1	2	3	0	0	1	2	4	6	0	L	107-121	
04/21/21	DET	P	13:31	0	3	.000	0	2	.000	0	0	.000	2	3	5	1	1	1	0	0	-1	0	W	127-117	
04/22/21	LAL	P																					W	115-110	
04/24/21	LAL	S	33:32	3	9	.333	3	6	.500	0	0	.000	3	7	10	5	1	0	0	3	21	9	W	108-93	
04/26/21	at SAC	S	9:42	1	1	1.000	0	0	.000	0	0	.000	0	0	0	0	0	0	1	0	-12	2	L	106-113	
04/27/21	at GSW	S	21:12	4	6	.667	2	3	.667	0	0	.000	0	6	6	2	0	1	0	3	27	10	W	133-103	
04/29/21	at DET	P	28:00	2	3	.667	1	2	.500	0	0	.000	0	7	7	2	0	0	0	0	15	5	W	115-105	
05/01/21	WAS	S	27:07	5	9	.556	5	9	.556	2	2	1.000	0	1	1	1	0	1	1	2	-6	17	W	125-124	
05/02/21	SAC	S	28:52	2	8	.250	1	7	.143	0	0	.000	2	1	3	0	0	0	0	0	-16	5	L	99-111	
05/04/21	at MIA	P																					W	127-113	
05/06/21	BKN	P																					W	113-109	
05/07/21	CLE	P																					W	110-90	
05/09/21	at CLE	P																					W	124-97	
05/11/21	at MEM	P	14:07	1	4	.250	1	3	.333	0	0	.000	3	1	4	1	0	0	0	0	-21	3	L	104-133	
05/12/21	NOP	P	18:38	2	5	.400	1	4	.250	0	0	.000	1	5	6	3	0	1	0	1	26	5	W	125-107	
05/14/21	TOR	P																					W	114-110	
05/16/21	at MIN	P																					L	121-136	
2020	TTL	50-40	1,340.8	1																					



BOBAN MARJANOVIĆ



7TH SEASON IN THE NBA

3RD SEASON WITH THE MAVS

HEIGHT
7'4"WEIGHT
290BIRTHDAY
8.15.88ACQUIRED
RE-SIGNED (8/10/21)PRIOR TO NBA
KK CRVENA ZVEZDACOUNTRY
SERBIA**CENTER**

CAREER NOTES AND TRANSACTIONS

- » Played in Serbia (2006-10)...played in Russia (2010-11)...played in Lithuania (2011)...returned to play in Russia (2011-12)...returned to play in Serbia (2012-15).
- » Signed by San Antonio (7/17/15).
- » Signed by Detroit (7/12/16).
- » Traded by Detroit with Tobias Harris, Avery Bradley, a future first round and second round selection to the L.A. Clippers in exchange for Blake Griffin, Brice Johnson and Willie Reed (1/29/18).
- » Traded by the L.A. Clippers with Tobias Harris and Mike Scott to Philadelphia in exchange for Wilson Chandler, Mike Muscala, Landry Shamet, two future first round picks and two future second round picks (2/6/19).
- » Signed by Dallas (7/23/19)...re-signed by Dallas (8/10/21).

PROFESSIONAL CAPSULE

- » Holds averages of 6.1 points, 4.1 rebounds and 9.6 minutes in 261 career games (25 starts) with San Antonio, Detroit, the L.A. Clippers, Philadelphia and Dallas.
- » Has shot 52.7% (599-1,047 FG) from the field and 77.4% (383-495 FT) from the line.
- » Has 24 career double-doubles, including three career 20-point, 10-rebound games...career-high 31 points vs. DEN (3/11/20).
- » Since 1983-84, is one of only two players (Peter Thibeaux) to record multiple games of 18+ points and 5+ rebounds in 15-or-fewer minutes (18 points and 6 rebounds in 15 minutes at DEN 2/27/18; 19 points and 8 rebounds in 13 minutes at MEM 12/5/18)...overall, one of nine players to produce such a stat line in the past 35+ years (Marjanović and Thibeaux both accomplished it twice, while Jerome Kersey, Thurl Bailey, Vlade Divac, Eric Williams, Charlie Villanueva, Enes Kanter and Michael Beasley each did it once).

SEASON HIGHLIGHTS

2020-21 (Dallas)

- » In 33 games (3 starts), averaged 4.7 points and 3.9 rebounds in 8.2 minutes.
- » Shot 50.8% (62-122 FG) from the field and career-high 81.6% (31-38 FT) from the line.
- » In three starts, averaged 11.7 points and 11.7 rebounds in 23.3 minutes.
- » Three double-doubles...two games with 15+ points...six games with 10+ points...four games with 10+ rebounds.
- » Season highs of 15 points and 12 rebounds (4 OR) in 19 minutes vs. HOU (1/23/21).
- » In second start, 13 points (6-11 FG), 11 rebounds (5 OR), season-high 3 assists and 1 block in 29 minutes at NOP (3/27/21).
- » In third start, matched his season highs with 15 points (5-11 FG, 5-6 FT) and 12 boards (4 OR) in 24 minutes at WAS (4/3/21).
- » Recorded 39 DNP-CDs.

2019-20 (Dallas)

- » In 42 games (5 starts), averaged 6.9 points and 4.7 rebounds in 10.0 minutes.
- » Tied career high with six double-doubles (6 in 2018-19)...three games with at least 15 points and 15 rebounds...14 games with 10+ points...six games with 10+ rebounds.
- » 15 points (6-7 FG) and 16 rebounds in 23 minutes at NOP (12/7/19).
- » Became the second player in NBA history to record a double-double in 10-or-fewer minutes when he posted 14 points and 10 rebounds in 10 minutes vs. LAL (1/10/20), joining Jim Washington (12 points and 10 rebounds in 9 minutes vs. NYK, 3/6/66).
- » In three-game span (1/10-1/14/20), averaged 13.0 points and 7.3 rebounds in 13.0 minutes.
- » 14 points (7-11 FG) and 12 rebounds in 22 minutes at CHI (3/2/20).
- » Career-high 31 points (12-20 FG) and 17 rebounds (9 OR) in 31 minutes vs. DEN (3/12/20).
- » 18 points and career-high 20 rebounds in 30 minutes at PHX (8/13/20).

2018-19 (L.A. Clippers, Philadelphia)

- » Averaged career highs for points (7.3), rebounds (4.6) and minutes (11.7) in career-high 58 games (career-high 12 starts).
- » Shot career-best 61.5% (160-260 FG) from the floor and 74.8% (98-131 FT) from the line...also connected on 4 of his first 10 career 3-point attempts (.400), with all 4 of his makes coming with the Sixers (4-8 3FG with PHI).
- » In 36 games (9 starts) with LAC, averaged 6.7 points (.607 FG%, .758 FT%) and 4.2 rebounds in 10.4 minutes.
- » In 22 games (3 starts) with PHI, averaged 8.2 points (.625 FG%, .500 3FG%, .722 FT%), 5.1 rebounds and 1.5 assists in 13.9 minutes.
- » Set career highs for double-doubles (6), 15-point games (7) and double-figure scoring efforts (24; 14 with LAC, 10 with PHI).
- » In season opener, 18 points (6-8 FG, 6-6 FT) and 8 rebounds in 18 minutes vs. DEN (10/17/18).
- » Season-high 19 points (4-5 FG, 11-12 FT) and 8 rebounds (4 OR) in 13 minutes at MEM (12/5/18)...became the only player since 1983-84 to record 19+ points and 8+ rebounds in 13-or-fewer minutes.
- » 18 points (7-9 FG, 4-4 FT) and 7 rebounds in 16 minutes vs. TOR (12/11/18).
- » In first start with PHI, tied season highs with 19 points (6-7 FG, 7-10 FT) and 12 rebounds in season-high 27 minutes vs. MIA (2/21/19).
- » In regular season finale, 18 points (8-12 FG, career highs 2-3 3FG), 8 rebounds, career-high 6 assists and 2 blocks in 25 minutes vs. CHI (4/10/19).

2017-18 (Detroit, L.A. Clippers)





- » Appeared in 39 games (1 start), averaging 6.0 points and 3.7 rebounds in 8.6 minutes.
- » Shot 53.4% (79-148 FG) from the field and 79.4% (77-97 FT) from the line.
- » In 19 games (1 start) with DET, averaged 6.2 points (.519 FG%, .800 FT%) and 3.0 boards in 9.0 minutes.
- » In 20 games with LAC, averaged 5.9 points (.551 FG%, .788 FT%) and 4.4 rebounds in 8.3 minutes.
- » One double-double...nine games with 10+ points (5 with DET, 4 with LAC).
- » Season-high 18 points, 6 rebounds and career-high-tying 2 steals in 15 minutes at DEN (2/27/18)...became the only player to produce 18+ points and 6+ rebounds in 15 minutes or less in 2017-18 and the seventh since 1983-84 to post those numbers in 15-or-fewer minutes off the bench.
- » 8 points (0-0 FG, 8-10 FT) vs. SA (4/3/18), becoming the third player since 1983-84 to score 8+ points without attempting a field goal (Clint McDaniels, 1996; Jarron Collins, 2005).
- » 12 points and season-high 10 rebounds (5 OR) in 13 minutes vs. LAL (4/11/18), becoming the third player since 1983-84 to record 12+ points and 10+ rebounds in 13 minutes or less (Joe Kleine, 1985; Will Perdue, 1991).

2016-17 (Detroit)

- » Averaged 5.5 points, 3.7 rebounds and 8.4 minutes in 35 games.
- » Shot 54.5% (72-132 FG) from the floor and career-high 81.0% (47-58 FT) from the line.
- » Led the team in scoring twice and in rebounds four times.
- » Five double-doubles...one game with 20+ points...six games with 10+ points...one game with 15+ rebounds...five games with 10+ boards.
- » 15 points (3-4 FG, 9-11 FT) and season-high 19 rebounds (career-best 9 OR) in 22 minutes vs. CHA (1/5/17).
- » Season-high 27 points (12-18 FG, 3-4 FT) to go with 12 rebounds in season-high 28 minutes at HOU (4/7/17).
- » Averaged 15.8 points (.591 FG%, .846 FT%), 10.3 rebounds and 23.0 minutes over the final four games of the season (4/7-4/12/17).

2015-16 (San Antonio)

- » As a rookie, averaged 5.5 points, 3.6 rebounds and 9.4 minutes in 54 games (4 starts).
- » Shot 60.3% (105-174 FG) from the field and 76.3% (87-114 FT) from the line.
- » Among NBA rookie leaders, ranked seventh in FT% (.763).
- » Three double-doubles...one game with 20+ points...five games with 15+ points...12 games with 10+ points.
- » First career double-double with 17 points (6-10 FG, 5-6 FT) and season-high 13 rebounds in 22 minutes at PHX (1/21/16).
- » 19 points (9-12 FG, 1-1 FT) in 14 minutes vs. MIA (3/23/16).
- » Season-high 22 points (7-9 FG, 8-8 FT) to go with 12 rebounds and 2 blocks in career-high 37 minutes at DAL (4/13/16).
- » Also played in three D League games for the Austin Spurs and averaged 23.7 points, 12.3 rebounds, 2.3 assists and 1.3 blocks.

PLAYOFF CAPSULE

- » Holds postseason averages of 6.3 points, 4.2 rebounds and 11.1 minutes in 28 games (3 starts)...has shot 57.0% (69-121 FG) from the field and 82.6% (38-46 FT) from the line.
- » **2021 (DAL):** In four first round games (3 starts) vs. LAC, averaged playoff career highs of 11.8 points, 8.0 rebounds, 1.0 assists (career-high tying) and 20.8 minutes...shot 51.3% (20-39 FG) from the field...three games with 10+ points...12 points and 6 rebounds in 15 minutes vs. LAC in Game 4 (5/30/21)...first career postseason start in Game 5 at LAC (6/2/21), finishing with 9 points and 7 boards...12 points and 9 rebounds in 17 minutes in Game 6 vs. LAC (6/4/21)...first postseason double-double with 14 points (7-11 FG), playoff career-high 10 rebounds, 3 assists and 1 block in 31 minutes in Game 7 at LAC (6/6/21).
- » **2020 (DAL):** Averaged 6.8 points, 5.8 rebounds and 13.7 minutes in six first round games vs. LAC...shot 56.7% (17-30 FG) from the field...13 points (6-8 FG, 1-1 FT) and 9 rebounds in 9:43 in Game 2 at LAC (8/19/20), becoming the first player in the shot clock era (since 1954-55) to record at least 10 points and 7 rebounds in 10-or-fewer minutes of a playoff game.
- » **2019 (PHI):** Averaged 5.8 points, 3.3 rebounds, 1.0 assists and 9.5 minutes in 11 games for PHI vs. BKN/TOR...shot 60.0% (24-40 FG) from the floor and 84.2% (16-19 FT) from the line...had 13+ points in each of the Sixers' first three games against the Nets, including a playoff career-best 16 points (8-14 FG) and 8 rebounds in 18 minutes in Game 2 vs. BKN (4/15/19).
- » **2016 (SAS):** Made postseason debut with SAS, appearing in seven games vs. MEM and OKC and averaging 3.4 points and 2.0 rebounds in 6.0 minutes...shot 66.7% (8-12 FG) from the field and 88.9% (8-9 FT) from the line.

INTERNATIONAL CAPSULE

Professional

- » All-EuroLeague First Team (2015)...three-time Serbian Super League MVP (2013-15)...Serbian League champion (2015)...three-time All Serbian League First Team (2013-15)...All-Adriatic League Player of the Year...ABA League champion (2015)...ABA League playoffs MVP (2015)...two-time All-ABA League Team (2014, 2015)...two-time Serbian Cup winner (2014, 2015)...LKL All-Star (2011)...Lithuanian League champion (2011)...Baltic League champion (2011)...Lithuanian Cup winner (2011).
- » **2014-15:** Helped Serbia's Crvena Zvezda Telekom Beograd win both the Adriatic League (ABA League) and Serbian League championships...in 24 EuroLeague games, averaged 16.6 points (3rd in the league) and league-high 10.7 rebounds while shooting 62.3% from the field and 78.1% from the line...led the EuroLeague in double-doubles (16)...in 17 KLS games, averaged 14.6 points (.685 FG%, .828 FT%) and 8.3 rebounds (3rd in the league)...in 33 Adriatic League games, averaged 10.5 points (.549 FG%, .789 FT%) and 7.5 boards.
- » **2013-14:** Played for Serbia's Crvena Zvezda Telekom Beograd...in 10 EuroLeague games, averaged 10.8 points (.625 FG%) and 7.7 rebounds (2nd in the league)...in 12 EuroCup games, averaged 8.3 points (.554 FG%) and 6.1 rebounds...in 27 Adriatic League games, averaged 9.7 points (.642 FG%), 7.3 rebounds (2nd in the league) and 1.4 blocks (2nd in the league)...in 20 Serbian League contests, averaged 13.0 points (.685 FG%) and 7.1 boards.
- » **2012-13:** In 41 games for Serbia's Mega Vizura, averaged 16.9 points (5th in the league), league-high 11.7 rebounds, 1.8 assists and 1.7 blocks (2nd in the league)...shot 68.9% from the floor and 85.4% from the line.
- » **2011-12:** Played the first half of the season for Russia's BC Nizhny Novgorod before finishing the season with Serbia's Radnicki Kragujevac...in two PBL games for Nizhny Novgorod, averaged 3.0 points, 2.5 rebounds and 1.0 assists...in two VTB League games for Nizhny Novgorod, averaged 3.5 points and 4.0 rebounds...in January 2012, moved to Radnicki Kragujevac...in 17 Serbian League games for Radnicki Kragujevac, averaged 6.1 points (.694 FG%) and 2.1 rebounds...in six Adriatic League games for Radnicki Kragujevac, averaged 5.2 points (.500 FG%, .929 FT%) and 2.5 boards.
- » **2010-11:** Began the season with Russia's CSKA Moscow before moving to Lithuania's BC Zalgiris...in five Russian League games for CSKA Moscow, averaged 6.4 points and 4.4 rebounds...in eight EuroLeague games for CSKA Moscow, averaged 4.3 points and 3.5 boards...in four VTB League contests for CSKA Moscow, averaged 8.3 points and 6.0 rebounds...loaned to BC Zalgiris in January 2011...in 17 LKL games for BC Zalgiris, averaged 5.6 points and 3.5 boards...in six EuroLeague games for BC Zalgiris, averaged 5.2 points and 3.5 rebounds...in three VTB League games for BC Zalgiris, averaged 1.7 points and 3.0 rebounds...in two Baltic League games for BC Zalgiris, averaged 4.0 points and 3.0 rebounds.
- » **2009-10:** Played for Serbia's Hemofarm Vrsac...in 27 Adriatic League games, averaged 7.1 points and 4.9 rebounds...in 18 Serbian League games, averaged 9.5 points, 5.2 boards and 1.1 blocks...in six EuroCup games, averaged 9.0 points, 5.3 rebounds, 1.2 assists and 1.0 blocks.
- » **2008-09:** Competed for Serbia's Hemofarm Vrsac...in 27 Adriatic League games, averaged 6.0 points and 4.2 rebounds...in 14 EuroCup games, averaged 7.6 points and 4.1 boards...in 10 Serbian League contests, averaged 7.6 points and 4.3 boards.
- » **2007-08:** Played for Serbia's Hemofarm Vrsac...in 16 Adriatic League games, averaged 4.6 points and 3.3 rebounds...in 12 Superleague games, averaged 6.8 points and 3.5 boards...in seven playoff games, averaged 1.9 points and 2.8 rebounds...participated in the Nike Hoop Summit with the World Select Team in 2008.
- » **2006-07:** Began the season with Serbia's Hemofarm Vrsac...averaged 0.8 points in six Adriatic League games and 1.7 points in three ULEB Cup games...loaned to Serbia's team Swisslion Takovo in January 2007.
- » **2003-06:** Played for the Hemofarm Vrsac youth team (Serbia) from 2003-06...joined Hemofarm's first team for the second half of the 2005-06 season.

Serbian National Team

- » Competed for the Serbian senior national team in 2011, 2017 and 2021, helping the squad to a silver medal finish at EuroBasket 2017...won gold medals for the Serbian junior





national team at the 2007 FIBA Under-19 World Championship and the 2008 FIBA Europe Under-20 Championship.

- » **Summer 2021:** Competed with the Serbian national team in one of four FIBA Olympic Qualifying tournaments, where it fell to Italy in the final...in four games, averaged 13.8 points (.615% FG, 1.000% 3FG, .750% FT), 7.0 rebounds, 1.0 assists and 18.5 minutes.
- » **Summer 2017:** Helped the Serbian national team win silver at EuroBasket 2017, where it fell to Luka Dončić's Slovenian national team in the finals...over nine tournament games, averaged 12.4 points, 4.8 rebounds and 1.4 assists while shooting 56.2% from the field and 87.0% from the line.
- » **Summer 2011:** Made debut for the Serbian senior national team at EuroBasket 2011 (Lithuania) and averaged 1.0 points, 1.5 rebounds and 1.0 assists in two games.
- » **Summer 2008:** Won a gold medal for Serbia's junior national team at the 2008 FIBA Europe Under-20 Championship (Latvia)...averaged 6.5 points, 2.5 rebounds and 1.5 blocks in eight games.
- » **Summer 2007:** Won a gold medal for host country Serbia's junior national team at the 2007 FIBA Under-19 World Championship...averaged 8.4 points, 6.6 rebounds and 1.3 blocks.
- » **Summer 2006:** Competed for Serbia's junior national team at the 2006 FIBA Under-18 World Championship (Greece) and averaged 1.0 points and 1.5 rebounds in four games.

PERSONAL CAPSULE

- » Nicknames are "Bobi" and "The Bobinator."
- » At 7-4, is the NBA's second-tallest active player behind Tacko Fall (7-5).
- » Has a 7-8 wingspan and a 9-7 standing reach...was 6-10 when he was signed by Serbia's Hemofarm Vrsac at age 14.
- » Has a wide array of off-court interests, particularly in comedy/entertainment...appeared in the action thriller "John Wick: Chapter 3 – Parabellum," which was released in May 2019...along with friend and former teammate Tobias Harris, launched "The Bobi + Tobi Show," a web series chronicling their friendship, in 2018...also made a cameo in the 2015 Serbian sports drama "We Will Be the World Champions."
- » Favorite food is soup, which he eats every day.
- » On Twitter @BobanMarjanović.

BOBAN MARJANOVIĆ - NBA REGULAR SEASON STATISTICS

SEASON	TEAM	GP	GS	MIN	FG	FGA	FG%	3PM	3PA	3P%	FT	FTA	FT%	OR	DR	TOT	A	ST	TO	BS	PTS	PPG
2015-16	SAS	54	4	508	105	174	.603	0	0	.000	87	114	.763	73	121	194	21	12	29	23	297	5.5
2016-17	DET	35	0	293	72	132	.545	0	0	.000	47	58	.810	46	84	130	9	6	10	12	191	5.5
2017-18	DET	19	1	171	41	79	.519	0	0	.000	36	45	.800	15	42	57	14	4	22	6	118	6.2
Went from DET to LAC.																						
2017-18	LAC	20	0	167	38	69	.551	0	0	.000	41	52	.788	33	54	87	8	6	14	5	117	5.9
2017-18	TOT	39	1	338	79	148	.534	0	0	.000	77	97	.794	48	96	144	22	10	36	11	235	6.0
2018-19	LAC	35	9	376	85	140	.607	0	2	.000	72	95	.758	55	97	152	22	11	37	17	242	6.9
Went from LAC to PHI.																						
2018-19	PHI	22	3	305	75	120	.625	4	8	.500	26	36	.722	32	81	113	32	5	22	10	180	8.2
2018-19	TOT	57	12	681	160	260	.615	4	10	.400	98	131	.748	87	178	265	54	16	59	27	422	7.4
2019-20	DAL	42	5	422	121	211	.573	4	17	.235	43	57	.754	66	131	197	20	8	30	10	289	6.9
2020-21	DAL	33	3	271	62	122	.508	1	8	.125	31	38	.816	47	81	128	10	2	12	6	156	4.7
TOTALS		260	25	2,513	599	1,047	.572	9	35	.257	383	495	.774	367	691	1,058	136	54	176	89	1,590	6.1
PER GAME		--	--	9.7	2.3	4.0	--	0.0	0.1	--	1.5	1.9	--	1.4	2.7	4.1	0.5	0.2	0.7	0.3	6.1	--


BOBAN MARJANOVIĆ - NBA POSTSEASON STATISTICS

SEASON	TEAM	GP	GS	MIN	FG	FGA	FG%	3PM	3PA	3P%	FT	FTA	FT%	OR	DR	TOT	A	ST	TO	BS	PTS	PPG
2015-16	SAS	7	0	42	8	12	.667	0	0	.000	8	9	.889	4	10	14	3	0	3	2	24	3.4
2018-19	PHI	11	0	105	24	40	.600	0	3	.000	16	19	.842	13	23	36	11	2	14	3	64	5.8
2019-20	DAL	6	0	82	17	30	.567	0	1	.000	7	9	.778	6	29	35	5	0	3	2	41	6.8
2020-21	DAL	4	3	83	20	39	.513	0	0	.000	7	9	.778	14	18	32	4	0	4	1	47	11.8
TOTALS		28	3	312	69	121	.570	0	4	.000	38	46	.826	37	80	117	23	2	24	8	176	6.3
PER GAME		--	--	11.1	2.5	4.3	--	0.0	0.1	--	1.4	1.6	--	1.3	2.9	4.2	0.8	0.1	0.9	0.3	6.3	--


	REG CAREER HIGHS	2020-21 REG HIGHS	2020-21 POST HIGHS
PTS	31 vs. DEN 3/11/20	15 2 times	14 at LAC 6/6/21
FGM	12 2 times	6 2 times	7 at LAC 6/6/21
FGA	20 vs. DEN 3/11/20	11 4 times	13 vs. LAC 6/4/21
3FGM	2 vs. CHI 4/10/19	1 at CLE 5/9/21	--
3FGA	3 vs. CHI 4/10/19	2 at LAC 12/27/20	--
FTM	11 at MEM 12/5/18	5 at WAS 4/3/21	3 at LAC 6/2/21
FTA	12 at MEM 12/5/18	6 at WAS 4/3/21	4 at LAC 6/2/21
OREB	9 2 times	5 at NOP 3/27/21	6 at LAC 6/6/21
DREB	14 2 times	8 3 times	5 2 times
TREB	20 at PHX 8/13/20	12 3 times	10 at LAC 6/6/21
ASTS	6 vs. CHI 4/10/19	3 at NOP 3/27/21	3 at LAC 6/6/21
STLS	2 5 times	1 2 times	--
BLKS	4 vs. DEN 12/26/15	1 6 times	1 at LAC 6/6/21
MINS	37 at DAL 4/13/16	29 at NOP 3/27/21	31 at LAC 6/6/21







JAUORI MCLAUGHLIN



ROOKIE SEASON IN THE NBA

HEIGHT
6'4"

ROOKIE SEASON WITH THE MAVS

WEIGHT
190

BIRTHDAY
1.29.98

ACQUIRED
SIGNED TWO-WAY DEAL (9/3/21)

PRIOR TO NBA
UC SANTA BARBARA

COUNTRY
USA

GUARD

CAREER TRANSACTIONS

- » Went undrafted in the 2021 NBA Draft...signed to a two-way contract by Dallas (9/3/21).

PROFESSIONAL CAPSULE

SUMMER 2021

- » Averaged 10.2 points, 4.4 rebounds, a team-high 5.8 assists and 1.6 steals in five games (2 starts) for Golden State at MGM Resorts NBA Summer League 2021...was one of three players (Payton Pritchard, Trent Forrest) to average at least 10.0 points, 4.0 rebounds, 5.0 assists and 1.5 steals in Las Vegas (min. 3 games)...also appeared in two games for the Warriors at the 2021 California Classic.

COLLEGE CAPSULE


- » Finished college career at UC Santa Barbara after transferring from Oregon State...became just the third player in UCSB history to score 1,000+ points and dish out 300+ assists...started 123 of his 126 career games, including all 88 at USCB.
- » **2020-21 (UC Santa Barbara):** As a redshirt senior, earned AP Honorable Mention All-American, Big West Conference Player of the Year and Big West Tournament MVP honors after leading UCSB to the Big West Conference regular season title and its first Big West Tournament crown and NCAA Tournament berth since 2011...averaged 16.0 points, 3.5 rebounds, 5.2 assists and 1.5 steals in 26 games (all starts) while shooting 48.8% (138-283 FG) from the field, 40.8% (42-103 3FG) from 3-point range and 83.2% (99-119 FT) from the line...led the Big West in assists (136), FTM, FTA and minutes (840)...ranked second in the conference in scoring, FG% and 3FGM...finished third in the conference in assists per game and steals (39) and fourth in FT%...eight games with 20+ points (6-2 record), including career-high 25 points (10-11 FG, 1-1 3FG, 4-4 FT) at Cal State Northridge (1/23/21).
- » **2019-20 (UC Santa Barbara):** As a redshirt junior, averaged 13.4 points, 3.3 rebounds, 4.1 assists, 1.0 steals and 34.2 minutes in 30 games (all starts)...shot 44.4% (123-277 FG) from the field, 40.7% (44-108 3FG) from 3-point range and 79.9% (111-139 FT) from the line...six games with 20+ points (6-0 record), including season-high 24 vs. Southern (12/20/19)...UCSB was 10-0 when he scored 17+ points.
- » **2018-19 (UC Santa Barbara):** As a redshirt sophomore, averaged 10.3 points, 2.8 rebounds, 3.2 assists and 32.3 minutes in 32 games (all starts).
- » **2017-18 (Oregon State):** As a sophomore, appeared in six games (5 starts) for Oregon State before receiving a redshirt and transferring to UC Santa Barbara.
- » **2016-17 (Oregon State):** As a freshman, averaged 10.5 points, 2.2 rebounds, 3.3 assists and 33.8 minutes in 32 games (30 starts)...set a program record with 58 3-pointers (58-158 3FG).

PERSONAL CAPSULE


- » Born in Port Angeles, Washington...son of Jason and Kanisha McLaughlin...father, Jason, serves as an assistant coach at Tacoma Community College, where his brother, Elijah, plays point guard.
- » Attended Peninsula High School (Gig Harbor, WA), where he averaged 19.3 points, 9.1 assists and 5.5 steals per game as a senior en route to being named Washington Mr. Basketball, an award also recently given to Bulls guard Zach LaVine and Nuggets forward Michael Porter Jr....holds 13 school records, including career points, single-season points, career assists and career 3-pointers made...was also a member of the Principal's Honor Roll at Peninsula HS.
- » Favorite movie is He Got Game...favorite athletes include Damian Lillard and Cristiano Ronaldo.
- » Name is pronounced "juh-Corey muh-GLOCK-lin"...nickname is "J-roc."
- » On Twitter [@Jroc_3](#).







EUGENE OMORUYI



ROOKIE SEASON IN THE NBA

HEIGHT
6'6"

WEIGHT
235

BIRTHDAY
2.14.97

ACQUIRED
SIGNED TWO-WAY DEAL (8/13/21)

PRIOR TO NBA
OREGON

ROOKIE SEASON WITH THE MAVS

COUNTRY
CANADA

chime

FORWARD

CAREER TRANSACTIONS

- » Went undrafted in the 2021 NBA Draft...signed to a two-way contract by Dallas (8/13/21).

PROFESSIONAL CAPSULE

SUMMER 2021

- » Appeared four of the Mavericks' five summer league games in Las Vegas, averaging 14.8 points (2nd on team), 5.3 rebounds and 1.3 assists while shooting 55.3% (21-38 FG) from the floor.

COLLEGE CAPSULE

- » Finished collegiate career at Oregon, where he earned All-Pac-12 First Team honors, after playing three seasons at Rutgers...holds four-year career averages of 9.9 points, 4.8 rebounds, 1.6 assists, 0.9 steals and 22.8 minutes in 121 games (72 starts)...sat out 2019-20 season as a redshirt transfer.
- » **2020-21 (Oregon):** As a senior, was the only Duck to start all 28 games as Oregon advanced to the Sweet 16... averaged career-high 17.1 points (1st Oregon, 6th Pac-12), 5.4 rebounds (14th Pac-12), career-high 1.5 steals (6th Pac-12) and career-high 30.6 minutes...shot 47.3% (174-368 FG) from the field, 37.6% (41-109 3FG) from 3 and 76.5% (91-119 FT) from the line...named All-Pac-12 First Team, All-International Third Team (NetScouts Basketball), USBWA All-District IX First Team and NABC All-District 19 Second Team...scored in double figures in 26 games and led team in scoring 15 games...named Pac-12 Player of the Week (12/7/20) after averaging 26.5 points (.556% FG) and 7.5 rebounds in opening week...career-high 31 points, the most ever player in the first game as a Duck, and 11 rebounds vs. Missouri (12/2/20)...joined Michael Beasley (Kansas State, 2007-08) and Cole Anthony (UNC, 2019-20) as only major conference players in the last 25 years to have 30+ points and 10+ rebounds in team debut.
- » **2019-20 (Oregon):** Redshirt season.
- » **2018-19 (Rutgers):** As a junior, averaged team-high 13.8 points and 7.2 rebounds in 28 games (26 starts)...named honorable mention All-Big Ten.
- » **2017-18 (Rutgers):** As a sophomore, appeared in 32 games (7 starts), averaging 7.9 points and 5.0 rebounds.
- » **2016-17 (Rutgers):** As a freshman, averaged 12.0 minutes, 2.4 points and 2.2 in 33 games (11 starts).

PERSONAL CAPSULE

- » Parents are Jane Edo-Omoruyi and Frank Omoruyi...last name is pronounced oh-moh-ROO-yee...speaks English and Edu (Nigerian).
- » Began playing basketball in 10th grade after previously competing in soccer.
- » Attended Orangeville Prep (Ontario) and averaged 16.9 points and 9.6 rebounds as a senior...named the player and defensive player of the year while helping Orangville to the OSBA championship...teammates included Top-10 NBA draft picks Thon Maker and Jamal Murray.





KRISTAPS PORZINGIS



6TH SEASON IN THE NBA

3RD SEASON WITH THE MAVS

HEIGHT
7'3"WEIGHT
240BIRTHDAY
8.2.95ACQUIRED
SIGNED (7/12/19)PRIOR TO NBA
CAJASOLSEVILLECOUNTRY
LATVIAchime
FORWARD/CENTER

CAREER NOTES AND TRANSACTIONS

- » Played in Spain (2011-15).
- » Selected by New York in the first round (fourth overall pick) of the 2015 NBA Draft.
- » Traded by New York with Tim Hardaway Jr., Courtney Lee and Trey Burke to Dallas in exchange for Dennis Smith Jr., DeAndre Jordan, Wesley Matthews and two future first round picks (1/31/19).
- » Signed by Dallas (7/12/19).

PROFESSIONAL CAPSULE

- » Holds career averages of 18.7 points, 7.8 rebounds, 1.5 assists, 1.9 blocks and 31.1 minutes in 286 games (285 starts) with New York and Dallas.
- » Named to 2018 NBA All-Star Game but did not play due to left ACL injury suffered 2/6/18.
- » Has finished among the NBA's top 10 in blocks four times (7th with 1.86 bpg in 2015-16, 5th with 1.95 bpg in 2016-17, 5th with 2.02 bpg in 2019-20) and led the NBA in blocks (2.40 bpg) at the time of season-ending knee injury in 2017-18.
- » Fastest player to 500+ 3-pointers and 500+ blocks in NBA history (247 games).
- » Has produced the only two games with 35+ points, 10+ rebounds, 5+ blocks and 5+ 3-pointers in NBA history (37 points, 11 rebounds, 5 blocks, 5 3FG vs. LAL 12/12/17; 38 points, 13 boards, 5 blocks, 6 3FG at MIN 3/1/20).
- » Has earned Player of the Week honors twice in his career (Eastern Conference POW, 10/30-11/5/17; Western Conference POW, 2/24-3/1/20).
- » Has scored 20+ points 120 times, including 30+ points 27 times and 40+ points once...has recorded 79 career double-doubles.
- » Has produced two seasons with 100+ 3-pointers and 100+ blocks (2016-17, 2019-20).
- » As a 21-year-old in 2016-17, became one of three players in NBA history, 22 years or younger, to make 100+ 3-pointers and block 100+ shots in a season (Dirk Nowitzki, 2000-01; Karl-Anthony Towns, 2016-17 and 2017-18).
- » One of five players in league history to record 4,000+ points, 1,500+ rebounds, 400+ 3-pointers and 400+ blocks before 25th birthday (LeBron James, Kevin Durant, Tracy McGrady, Towns).
- » Competed in BBVA Compass Rising Stars Challenge in 2016 (Toronto) and 2017 (New Orleans)...won the 2017 Taco Bell Skills Challenge at All-Star Weekend (also selected to compete in event held in Los Angeles in 2018, but did not participate due to knee injury).
- » NBA All-Rookie First Team (2016)...finished second to Karl-Anthony Towns in media balloting for 2016 Kia NBA Rookie of the Year...three-time Kia NBA Eastern Conference Rookie of the Month in 2015-16 (joined Mark Jackson in 1987-88 as only Knicks in club history to win as many as three ROM awards)...led NBA rookies in blocks (1.86) in 2015-16, setting Knicks rookie record with 134 total blocks.

SEASON HIGHLIGHTS

2020-21 (Dallas)

- » Averaged 20.1 points, 8.9 rebounds, 1.6 assists, 1.4 blocks and 30.9 minutes in 43 games (all starts).
- » Shot career-high 47.6% (325-683 FG) from the field, 37.6% (97-258 3FG) from 3-point range and career-high 85.5% (118-138 FT) from the line, which ranked 37th among league leaders.
- » 16 double-doubles, including 10 20-point/10-rebound games and two 30-point/15-rebound efforts...one game with 35+ points (1-0 record)...three games with 30+ points...10 games with 25+ points (7-3 record)...20 games with 20+ points...17 games with 10+ rebounds, including three with 15+ boards...five games with 3+ blocks (4-1 record).
- » Blocked 500th career shot at the 9:23 mark of the third quarter at TOR (1/18/21).
- » Shot 80.0% (12-15 FG) from the field, his highest career FG% in a game (min. 10 FGA), en route to posting 27 points, 13 rebounds and 4 assists in 32 minutes at IND (1/20/21).
- » 27 points (10-19 FG, 4-7 3FG, 3-3 FT), 13 rebounds, 4 assists and season-high 5 blocks in 31 minutes vs. MIN (2/8/21)...15 points, 6 boards, 2 assists and 2 blocks in the first quarter alone.
- » Season-high 36 points (13-21 FG), including career-high 8 3-pointers (8-13 3FG), to go with 7 rebounds in 32 minutes vs. NOP (2/12/21)...joined Channing Frye, Brook Lopez, Lauri Markkanen and Nowitzki as the only 7-footers in NBA history to connect on 8+ 3s.
- » Third straight double-double (7th in his last 12 games) with 28 points (11-17 FG) and 14 rebounds in 34 minutes vs. SAS (3/10/21).
- » 31 points, career-high-tying 18 rebounds (7 OR) and 3 assists in 38 minutes vs. IND (3/26/21).
- » 26 points (10-20 FG, 4-7 3FG, 2-2 FT), 17 rebounds (6 OR) and 2 blocks in 33 minutes vs. MIL (4/8/21)...knocked down 500th career 3-pointer at the 6:43 mark of the fourth quarter, becoming the fastest player to 500 3-pointers and 500 blocks in NBA history (247 games).
- » Third straight 20/10 game with 31 points (12-21 FG), 15 rebounds, 3 assists and 2 blocks in 36 minutes vs. SAS (4/11/21)...20 points and 10 boards in the opening half alone (1st career 20/10 half).
- » Missed the first nine games of the season recovering from right knee surgery (12/23/20-1/9/21), three games due to low back tightness (2/22-2/25/21), one due to a right wrist sprain (4/5/21), three due to a left ankle sprain (4/24-4/27/21), seven due to right knee soreness (5/1-5/11/21) and six due to right knee injury recovery (1/23/21; 1/30/21; 3/11/21; 3/27/21; 4/3/21; 4/12/21).

2019-20 (Dallas)

- » Averaged 20.4 points (2nd on team), career-high (team-high) 9.5 rebounds, career-best 1.8 assists, team-high 2.0 blocks and 31.8 minutes in 57 games (all starts).
- » Among NBA leaders, ranked fifth in blocks per game, seventh in total blocks (115) and 16th in rebounds per game.





- » Knocked down a career-high 142 3-pointers (142-403 3FG), the most by a 7-footer in 2019-20 (Markkanen, 109, and Brook Lopez, 102, were the only other 7-footers to hit 100+ 3s)...shot 42.7% (398-932 FG) from the field and 79.9% (career highs 226-283 FT) from the line.
- » Career-high 25 double-doubles...also recorded single-season career bests for 35-point, 10-rebound games (4), 30/10 efforts (6), 25/10 outings (11) and 20/10 games (19).
- » 10 games with 30+ points...17 games with 25+ points...30 games with 20+ points...51 games with 10+ points...three games with 15+ rebounds...27 games with 10+ boards...five games with 5+ 3-pointers...seven games with 5+ blocks (6-1 record).
- » Fourth straight 20-point, 10-rebound effort (5th straight 20-point outing) with 22 points (10-19 FG), career-high 18 rebounds and 3 blocks in 37 minutes at PHI (12/20/19).
- » Averaged 22.0 points, 12.8 rebounds and 2.7 blocks over a six-game stretch (12/12-22/19), recording 20+ points in each of the first five games and a double-double in each of the final five.
- » Posted consecutive 35-point, 10-rebound outings at HOU (35 points, 12 rebounds on 1/31/20) and at IND (38 points, 12 rebounds on 2/3/20), after recording one 35/10 effort in his first 222 games.
- » Third straight 30/10 game with 32 points (10-20 FG, 5-11 3FG, 7-7 FT) and 12 rebounds in 29 minutes vs. MEM (2/5/20)...joined Nowitzki (3 games, 1/12-16/07) and Luka Dončić (4, 12/31/19-1/6/20) as the only Mavericks to produce three consecutive 30-point, 10-rebound efforts...also joined Giannis Antetokounmpo, Kawhi Leonard and Dončić as one of only four players to record three consecutive 30-point, 10-rebound games in 2019-20.
- » Made 25 straight FT from 1/31-2/7/20, marking a new career streak.
- » 38 points (13-25 FG, 6-14 3FG), 13 rebounds, 4 assists and 5 blocks in 37 minutes at MIN (3/1/20), marking second career game with 35 points, 10 rebounds, 5 blocks and 5 3-pointers (was already the lone player in NBA history to achieve such a stat line vs. LAL, 12/12/17)...joined Nowitzki as the only Mavericks to produce a 35-point, 10-rebound, 5-block game and Anthony Davis as the only players to record a 35-10-5 effort in 2019-20.
- » Named Western Conference Player of the Week for games played from 2/24-3/1/20 after leading DAL to a 3-1 week with averages of 26.3 points, 11.8 rebounds and 2.3 blocks (all team highs for that stretch).
- » Second straight 30-point, 10-rebound, 5-block game with 34 points (14-28 FG), 12 rebounds, 3 assists and 5 blocks in career-high 45 minutes vs. NOP (3/4/20), becoming the first player to record back-to-back 30-point, 10-rebounds, 5-block efforts since Shaquille O'Neal (2000).
- » Recorded a career-best streak of five consecutive 20-point, 10-rebound efforts (2/26-3/6/20), averaging 30.0 points (.495 FG%, .426 3FG%), 12.2 rebounds and 3.6 blocks (4-1 record).
- » Season-high 39 points (13-26 FG, 10-11 FT), 16 rebounds and 2 steals in 39 minutes vs. HOU (7/31/20).
- » 30 points (10-20 FG), 8 rebounds and 4 blocks in 37 minutes at PHX (8/2/20).
- » 30 points (9-19 FG, 9-9 FT), 9 rebounds and 5 assists in 38 minutes vs. LAC (8/6/20).
- » 36 points (12-17 FG), including season-high 7 3-pointers (7-9 3FG), to go with 6 rebounds and 2 blocks in 36 minutes vs. POR (8/11/20).
- » Over final 21 games of season (1/31-8/11/20), averaged 26.7 points (.468 FG%, .368 3FG%, .852 FT%), 10.5 rebounds, 2.4 assists and 2.1 blocks in 34.4 minutes while recording a plus-minus of +116...was one of only two players (Antetokounmpo) to average at least 25 points and 10 rebounds from 1/31/20 onward...produced 10 25-point, 10-rebound games during that stretch (7-3 record), after he had eight 25/10 efforts in first 222 games combined.
- » In six games in the bubble (7/31-8/11/20), ranked T-4th among all players in scoring (30.5 ppg) and T-10th in rebounding (9.5 rpg) while garnering Kia NBA All-Seeding Games Second Team honors.
- » Missed seven games due to injury recovery, left knee (11/9/19, 2/1/20, 2/8/20, 2/22/20, 3/2/20, 3/11/20, 8/10/20), 10 games due to right knee soreness (12/31/19-1/17/20) and the season's final game due to a left heel contusion (8/13/20).

2018-19 (New York and Dallas)

- » Missed the entire 2018-19 season recovering from left knee ACL surgery.
- » Traded from NYK to DAL (1/31/19).

2017-18 (New York)

- » Averaged career-high (team-high) 22.7 points, 6.6 rebounds, career-high 2.4 blocks and 32.4 minutes in 48 games (all starts) before suffering season-ending left ACL injury vs. MIL (2/6/18).
- » Shot 43.9% (390-889 FG) from the field, career-high 39.5% (90-228 3FG) from 3-point range and 79.3% (career highs 218-275 FT) from the line.
- » Named to 2018 NBA All-Star Game but did not play due to knee injury...was leading the NBA in blocks (2.40) at the time of injury.
- » One 40-point game...four games with 35+ points (4-0 record)...11 games with 30+ points (9-2 record)...19 games with 25+ points (14-5 record)...30 games with 20+ points...five double-doubles...three 30-point/10-rebound efforts...four 20-point/10-rebound outings (3-1 record)...five games with 10+ rebounds...six games with 5+ blocks.
- » 38 points (14-26 FG, 4-7 3FG, 6-6 FT), 7 rebounds and 3 blocks in 34 minutes vs. DEN (10/30/17).
- » 37 points (13-22 FG, 1-2 3FG, 10-13 FT), 7 rebounds and 3 blocks in 31 minutes vs. PHX (11/3/17).
- » Career-high 40 points (15-24 FG, 2-4 3FG, 8-9 FT), 8 rebounds and season-high 6 blocks in 38 minutes vs. IND (11/5/17).
- » Named Eastern Conference Player of the Week for games played from 10/30-11/5/17, after leading NYK to a 3-1 week with averages of 33.5 points (.544 FG%, .467 3FG%, .879 FT%), 6.8 rebounds and 3.3 blocks.
- » 37 points (14-26 FG, 5-8 3FG, 4-5 FT), 11 rebounds and 5 blocks in 40 minutes in OT win vs. LAL (12/12/17), becoming the first player in NBA history to record at least 35 points, 10 rebounds, 5 blocks and 5 3-pointers in a game.
- » Tore left ACL tear vs. MIL (2/6/18) and missed the final 27 games...underwent surgery (2/13/18).

2016-17 (New York)

- » Averaged 18.1 points, 7.2 rebounds, 2.0 blocks and career-high 32.8 minutes in 66 games (65 starts).
- » Shot career-high 45.0% (443-985 FG) from the field, 35.7% (career highs 112-314 3FG) from 3-point range and 78.6% (198-252 FT) from the line.
- » Knocked down 112 3-pointers and blocked 129 shots as a 21-year-old, becoming one of three players in NBA history, 22 years or younger, to make 100+ 3-pointers and block 100+ shots in a season (Nowitzki, 2000-01; Towns, 2016-17 and 2017-18).
- » Among NBA leaders, ranked fifth in blocks.
- » Competed in 2017 BBVA Compass Rising Stars Challenge at All-Star Weekend (New Orleans)...won 2017 Taco Bell Skills Challenge at All-Star Weekend.
- » 12 double-doubles...one 35-point game...three games with 30+ points...10 games with 25+ points...26 games with 20+ points...59 games with 10+ points...five 20-point/10-rebound efforts...12 games with 10+ rebounds...five games with 5+ blocks.
- » Season-high 35 points (13-22 FG, 3-7 3FG, 6-7 FT), 7 rebounds and 3 assists in 40 minutes vs. DET (11/16/16).

2015-16 (New York)

- » As a rookie, averaged 14.3 points, 7.3 rebounds, 1.9 blocks and 28.4 minutes in career-high 72 games (all starts).
- » Shot 42.1% (373-886 FG) from the field, 33.3% (81-243 3FG) from 3-point range and career-high 83.8% (201-240 FT) from the line.
- » Named to 2016 NBA All-Rookie First Team...finished second to Towns in media balloting for 2016 Kia NBA Rookie of the Year...three-time Kia NBA Eastern Conference Rookie of the Month (each of the first three months of the season), joining Mark Jackson (1987-88) as only Knicks in club history to win as many as three ROM awards...led rookies in bpg (1.86), setting a Knicks rookie record with career-high 134 total swats.
- » Competed in BBVA Compass Rising Stars Challenge in 2016 (Toronto), where he teamed with Mavericks center Dwight Powell on Team World.
- » 21 double-doubles...five games with 25+ points...14 games with 20+ points...eight 20-point/10-rebound efforts...21 games with 10+ rebounds.

PLAYOFF CAPSULE

- » Holds career playoff averages of 16.3 points, 6.4 rebounds, 1.1 assists and 32.7 minutes in 10 games (all starts)...shoots 49.1% (55-112 FG) from the field, 38.6% (17-44 3FG) from 3 and 85.7% (36-42 FT) from the line...one 30-point game, two 20-point efforts and two double-doubles.
- » **2021 (DAL):** In seven first round starts vs. LAC, averaged 13.1 points, 5.4 rebounds, 1.3 assists, 1.3 steals and 33.3 minutes...shot 47.2% (34-72 FG) from the floor and 84.2% (16-19 FT) from the line...series-high 20 points (8-12 FG, 3-4 3FG, 1-2 FT), 4 rebounds, 3 steals and 2 blocks in 32 minutes in Game 2 at LAC (5/25/21)...16 points (6-12 FG, 4-4 FT),





series-high 11 rebounds, 1 assist and 2 steals in 43 minutes in Game 7 at LAC (6/6/21).

- » **2020 (DAL):** In playoff debut, averaged 23.7 points, 8.7 rebounds, 1.0 blocks and 31.3 minutes in three first round games (all starts) vs. LAC...shot 52.5% (21-40 FG) from the field, 52.9% (9-17 3FG) from 3-point range and 87.0% (20-23 FT) from the line...missed final three games of the series due to a lateral meniscus tear of his right knee (suffered in Game 1 on 8/17/20)...despite the injury, went for 23 points and 7 rebounds in Game 2 (8/19/20) and 34 points and 14 boards in Game 3 (8/21/20)...underwent surgery to repair the meniscus tear (10/9/20).

INTERNATIONAL CAPSULE

Professional

- » Prior to joining the Knicks, played entire pro career in Spain...in three seasons in Spain's ACB League, averaged 8.1 points, 3.5 rebounds and 17.3 minutes in 75 games while shooting 47.4% (242-511 FG) from the field...two-time ACB All-Young Players Team (2014, '15)...also played three years of EuroCup competition, earning EuroCup Rising Star honors in 2015.
- » **2014-15:** With Baloncesto Seville in Spain's ACB, averaged 10.7 points, 4.8 rebounds and 21.7 minutes in 33 games...also played in 16 EuroCup games and averaged 11.6 points, 4.1 rebounds and 20.6 minutes while shooting 55.6% from the floor...named 2015 EuroCup Rising Star.
- » **2013-14:** Saw first extended playing time in Spain's ACB and averaged 6.9 points, 2.8 rebounds and 15.2 minutes in 35 games for Cajasol Seville.
- » **2012-13:** Averaged 2.6 points over seven games for Cajasol Seville in first ACB season...competed for Seville's junior team in the EBA and averaged 15.0 points and 8.1 rebounds.
- » **2011-12:** Played for Baloncesto Seville's junior team...competed in the Torneig de Basquet International Junior Tournament, averaging 9.2 points, 4.8 rebounds and 2.6 blocks.

Latvian National Team

- » **Summer 2017:** Competed at EuroBasket 2017, averaging 23.6 points, 5.9 rebounds and 1.9 blocks in seven games...ranked third in the tournament in scoring and first in blocks...Latvia was eliminated in the quarterfinals by the eventual champion Slovenia, whose squad featured Dončić.
- » **Summer 2013:** Represented Latvia at the 2013 U18 Euros, Division A, earning All-Tournament honors...averaged 11.6 points, 10.0 rebounds, 1.1 steals and 4.9 blocks in nine games.
- » **Summer 2011:** Competed for the Latvian U16 national team and won the Baltic Sea Cup (Estonia).
- » **2010-11:** Played for BK Liepajas Lauvas junior team (Latvia).

PERSONAL CAPSULE

- » Name is pronounced KRIS-taps Por-ZING-is.
- » At 7-foot-3, is the third-tallest active NBA player behind Tacko Fall (7-5) and teammate Boban Marjanović (7-4).
- » During his rookie season, was given the nickname "The Unicorn" by Kevin Durant because of his rare combination of basketball talents.
- » Is a native of Liepaja, Latvia.
- » Played in youth competition with BK Liepajas Lauvas until he was 15 years old.
- » Upon NBA debut in 2015, became third Latvian-born player in league history (Gundars Vetra, Andris Biedrins).
- » Comes from a family of basketball players...father, Talis, is 6-4 and played semi-pro ball before becoming a bus driver...mother, Ingrida, is 6-1 and played on Latvia's youth national teams...oldest brother, Janis, is 6-7 and played for 15 different teams in multiple European national domestic leagues over his 14-year career...older brother, Martins, is 6-4 and played basketball in Latvia.
- » Competed for Team World at NBA Africa Game 2017 in Johannesburg (Nowitzki was also part of the event).
- » On Twitter @kporzee.

KRISTAPS PORZINGIS - NBA REGULAR SEASON STATISTICS

SEASON	TEAM	GP	GS	MIN	FG	FGA	FG%	3PM	3PA	3P%	FT	FTA	FT%	OR	DR	TOT	A	ST	TO	BS	PTS	PPG
2015-16	NYK	72	72	2,047	373	886	.421	81	243	.333	201	240	.838	132	394	526	94	53	121	134	1,028	14.3
2016-17	NYK	66	65	2,164	443	985	.450	112	314	.357	198	252	.786	111	364	475	97	47	118	129	1,196	18.1
2017-18	NYK	48	48	1,553	390	889	.439	90	228	.395	218	275	.793	62	254	316	57	36	93	115	1,088	22.7
2018-19	NYK	0	0	0	0	0	0	0	0	0	0	0	0	0	0	0	0	0	0	0	0	0.0
Went from NYK to DAL.																						
2018-19	DAL	0	0	0	0	0	0	0	0	0	0	0	0	0	0	0	0	0	0	0	0	0.0
2018-19	TOT	0	0	0	0	0	.000	0	0	.000	0	0	.000	0	0	0	0	0	0	0	0	0.0
2019-20	DAL	57	57	1,814	398	932	.427	142	403	.352	226	283	.799	100	440	540	102	41	92	115	1,164	20.4
2020-21	DAL	43	43	1,327	325	683	.476	97	258	.376	118	138	.855	82	299	381	68	20	51	58	865	20.1
TOTALS		286	285	8,904	1,929	4,375	.441	522	1,446	.361	961	1,188	.809	487	1,751	2,238	418	197	475	551	5,341	18.7
PER GAME		--	--	31.1	6.7	15.3	--	1.8	5.1	--	3.4	4.2	--	1.7	6.1	7.8	1.5	0.7	1.7	1.9	18.7	--

KRISTAPS PORZINGIS - NBA POSTSEASON STATISTICS

SEASON	TEAM	GP	GS	MIN	FG	FGA	FG%	3PM	3PA	3P%	FT	FTA	FT%	OR	DR	TOT	A	ST	TO	BS	PTS	PPG
2019-20	DAL	3	3	94	21	40	.525	9	17	.529	20	23	.870	3	23	26	2	0	3	3	71	23.7
2020-21	DAL	7	7	233	34	72	.472	8	27	.296	16	19	.842	7	31	38	9	9	3	5	92	13.1
TOTALS		10	10	327	55	112	.491	17	44	.386	36	42	.857	10	54	64	11	9	6	8	163	16.3
PER GAME		--	--	32.7	5.5	11.2	--	1.7	4.4	--	3.6	4.2	--	1.0	5.4	6.4	1.1	0.9	0.6	0.8	16.3	--

	REG CAREER HIGHS	2020-21 REG HIGHS	2020-21 POST HIGHS
PTS	40 vs. IND 11/5/17	36 vs. NOP 2/12/21	20 at LAC 5/25/21
FGM	15 vs. IND 11/5/17	13 vs. NOP 2/12/21	8 at LAC 5/25/21
FGA	28 3 times	28 vs. IND 3/26/21	13 at LAC 5/22/21
3FGM	8 vs. NOP 2/12/21	8 vs. NOP 2/12/21	3 at LAC 5/25/21
3FGA	14 2 times	13 vs. NOP 2/12/21	3FGA 5 2 times
FTM	12 at IND 2/3/20	8 vs. POR 2/14/21	5 at LAC 5/22/21
FTA	14 vs. PHI 12/25/17	8 vs. POR 2/14/21	6 at LAC 5/22/21
OREB	9 vs. MIL 11/6/15	7 vs. IND 3/26/21	2 2 times
DREB	15 at PHI 12/20/19	12 2 times	10 at LAC 6/6/21
TREB	18 2 times	18 vs. IND 3/26/21	11 at LAC 6/6/21
ASTS	5 5 times	5 at OKC 3/29/21	4 vs. LAC 5/28/21
STLS	5 vs. NOP 1/14/18	3 vs. DET 4/21/21	3 2 times
BLKS	7 3 times	5 vs. MIN 2/8/21	2 at LAC 5/25/21
MINs	45 vs. NOP 3/4/20	38 vs. NYK 4/16/21	43 at LAC 6/6/21






2020-21 GAME-BY-GAME REGULAR SEASON STATISTICS (DAL)

DATE	OPP	P/S	MIN	FG	FGA	FG%	3PM	3PA	3P%	FT	FTA	FT%	OR	DR	TOT	A	ST	BS	TO	PF	+/-	PTS	W/L	SCORE	
12/23/20	at PHX	P									Inactive - Injury												L	102-106	
12/25/20	at LAL	P									Inactive - Injury												L	115-138	
12/27/20	at LAC	P									Inactive - Injury												W	124-73	
12/30/20	CHA	P									Inactive - Injury												L	99-118	
01/01/21	MIA	P									Inactive - Injury												W	93-83	
01/03/21	at CHI	P									Inactive - Injury												L	108-118	
01/04/21	at HOU	P									Inactive - Injury												W	113-100	
01/07/21	at DEN	P									Inactive - Injury												W	124-117 (OT)	
01/09/21	ORL	P									Inactive - Injury												W	112-98	
01/13/21	at CHA	S	21:03	6	16	.375	4	9	.444	0	0	.000	0	4	4	0	0	2	0	3	1	16	W	104-93	
01/15/21	at MIL	S	29:00	6	19	.316	2	7	.286	1	2	.500	2	8	10	1	0	2	4	1	-7	15	L	109-112	
01/17/21	CHI	S	33:22	9	19	.474	0	7	.000	2	2	1.000	2	6	8	0	0	2	0	5	-3	20	L	101-117	
01/18/21	at TOR	S	31:53	8	14	.571	2	5	.400	5	7	.714	4	5	9	1	0	2	1	2	-9	23	L	93-116	
01/20/21	at IND	S	32:24	12	15	.800	1	3	.333	2	2	1.000	5	8	13	4	0	1	0	2	6	27	W	124-112	
01/22/21	at SAS	S	33:25	7	14	.500	3	5	.600	4	4	1.000	1	7	8	1	1	2	0	4	24	21	W	122-117	
01/23/21	HOU	P									DNP - Injury												L	108-133	
01/25/21	DEN	S	32:58	6	18	.333	1	8	.125	3	4	.750	0	6	6	1	1	1	1	3	5	-14	16	L	113-117
01/27/21	at UTA	S	31:47	8	18	.444	2	7	.286	0	0	.000	0	5	5	0	0	2	0	3	-24	18	L	104-116	
01/29/21	at UTA	S	24:36	4	14	.286	1	5	.200	2	3	.667	3	6	9	0	0	0	1	5	-18	11	L	101-120	
01/30/21	PHX	P									Inactive - Injury												L	105-111	
02/01/21	PHX	S	34:13	6	15	.400	3	7	.429	4	4	1.000	0	10	10	1	1	3	4	1	3	19	L	108-109	
02/03/21	at ATL	S	34:29	10	20	.500	1	6	.167	3	3	1.000	3	8	11	2	1	0	1	2	9	24	W	122-116	
02/04/21	GSW	S	25:12	9	16	.563	5	8	.625	2	2	1.000	1	4	5	3	0	2	1	4	-21	25	L	116-147	
02/06/21	GSW	S	31:09	7	18	.389	0	3	.000	4	5	.800	5	5	10	3	0	0	1	1	3	18	W	134-132	
02/08/21	MIN	S	30:47	10	19	.526	4	7	.571	3	3	1.000	4	9	13	4	0	5	2	4	-4	27	W	127-122	
02/10/21	ATL	S	19:28	6	14	.429	1	5	.200	2	2	1.000	0	4	4	0	1	0	0	5	-10	15	W	118-117	
02/12/21	NOP	S	32:19	13	21	.619	8	13	.615	2	4	.500	3	4	7	1	0	1	2	4	8	36	W	143-130	
02/14/21	POR	S	31:11	5	9	.556	0	3	.000	8	8	1.000	2	6	8	0	1	2	1	5	-6	18	L	118-121	
02/22/21	MEM	P									Inactive - Injury												W	102-92	
02/23/21	BOS	P									Inactive - Injury												W	110-107	
02/25/21	at PHI	P									Inactive - Injury												L	97-111	
02/27/21	at BKN	S	25:34	7	13	.538	0	2	.000	4	5	.800	0	4	4	2	1	3	2	1	7	18	W	115-98	
03/01/21	at ORL	S	32:56	5	15	.333	3	10	.300	4	4	1.000	1	9	10	3	1	1	1	1	4	17	W	130-124	
03/03/21	OKC	S	33:49	7	15	.467	3	6	.500	2	4	.500	1	12	13	0	0	0	1	1	16	19	W	87-78	
03/10/21	SAS	S	34:03	11	17	.647	2	5	.400	4	5	.800	4	10	14	1	0	0	1	3	8	28	W	115-104	
03/11/21	at OKC	P									DNP - Injury												L	108-116	
03/13/21	at DEN	S	28:56	10	15	.667	5	7	.714	0	0	.000	0	6	6	1	1	3	0	4	0	25	W	116-103	
03/15/21	LAC	S	31:47	9	14	.643	3	7	.429	1	1	1.000	1	6	7	0	0	1	1	0	-18	22	L	99-109	
03/17/21	LAC	S	34:19	5	14	.357	1	4	.250	0	1	.000	3	10	13	0	0	2	4	2	9	11	W	105-89	
03/19/21	at POR	S	33:37	3	11	.273	1	4	.250	4	4	1.000	1	7	8	1	0	2	2	4	-10	11	L	119-125	
03/21/21	at POR	S	25:02	3	7	.429	2	4	.500	4	4	1.000	1	7	8	4	1	2	1	0	30	12	W	132-92	
03/24/21	at MIN	S	28:40	11	23	.478	3	9	.333	4	4	1.000	1	8	9	4	1	2	1	2	14	29	W	128-108	
03/26/21	IND	S	37:32	12	28	.429	3	9	.333	4	6	.667	7	11	18	3	0	1	2	4	-6	31	L	94-109	
03/27/21	at NOP	P									DNP - Injury												L	103-112	
03/29/21	at OKC	S	27:26	9	15	.600	2	6	.333	0	0	.000	0	9	9	5	1	2	0	2	26	20	W	127-106	
03/31/21	at BOS	S	32:05	6	15	.400	3	7	.429	4	6	.667	1	7	8	2	2	3	2	2	15	19	W	113-108	
04/02/21	at NYK	S	33:39	6	17	.353	1	7	.143	1	2	.500	0	8	8	1	0	1	3	1	16	14	W	99-86	
04/03/21	at WAS	P									DNP - Injury												W	109-87	
04/05/21	UTA	P									DNP - Injury												W	111-103	
04/07/21	at HOU	S	36:16	10	19	.526	2	4	.500	1	1	1.000	3	9	12	1	0	1	1	0	-19	23	L	93-102	
04/08/21	MIL	S	33:17	10	20	.500	4	7	.571	2	2	1.000	6	11	17	1	0	2	1	2	17	26	W	116-101	
04/11/21	SAS	S	35:57	12	21	.571	3	8	.375	4	4	1.000	3	12	15	3	0	2	3	6	-4	31	L	117-119	
04/12/21	PHI	P									Inactive - Injury												L	95-113	
04/14/21	at MEM	S	32:24	7	13	.538	2	5	.400	5	5	1.000	1	5	6	1	0	0	1	4	4	21	W	114-113	
04/16/21	NYK	S	38:02	8	20	.400	2	8	.250	5	5	1.000	3	9	12	1	1	2	3	1	-4	23	L	109-117	
04/18/21	SAC	S	37:29	3	14	.214	1	7	.143	2	2	1.000	2	9	11	3	0	0	0	1	-24	9	L	107-121	
04/21/21	DET	S	33:06	6	13	.462	2	5	.400	5	6	.833	1	6	7	4	3	0	0	6	5	19	W	127-117	
04/22/21	LAL	S	28:57	6	11	.545	1	1	1.000	6	7	.857	2	4	6	1	1	0	0	3	-6	19	W	115-110	
04/24/21	LAL	P									DNP - Injury												W	108-93	
04/26/21	at SAC	P									DNP - Injury												L	106-113	
04/27/21	at GSW	P									DNP - Injury												W	133-103	
04/29/21	at DET	S	20:36	5	11	.455	1	3	.333	0	0	.000	0	1	1	0	0	0	0	0	-3	11	W	115-105	
05/01/21	WAS	P									Inactive - Injury												W	125-124	
05/02/21	SAC	P									Inactive - Injury												L	99-111	
05/04/21	at MIA	P									Inactive - Injury												W	127-113	
05/06/21	BKN	P									Inactive - Injury												W	113-109	
05/07/21	CLE	P									Inactive - Injury												W	110-90	
05/09/21	at CLE	P									Inactive - Injury												W	124-97	
05/11/21	at MEM	P									Inactive - Injury												L	104-133	
05/12/21	NOP	S	21:56	7	14	.500	2	5	.400	3	3	1.000	0	5	5	1	1	0	0	3	-1	19	W	125-107	
05/14/21	TOR	S	34:23	9	19	.474	3	5	.600	0	0	.000	5	5	10	2	0	0	0	4	8	21	W	114-110	
05/16/21	at MIN	S	25:35	6	10	.600	4	5	.800	2	2	1.000	0	4	4	1	0	1	0	2	-14	18	L	121-136	
2020	TTL	43-43	1,326.7	325	683	.476	97	258	.376	118	138	.855	82	299	381	68	20	58	51	115	8</				



DWIGHT POWELL



8TH SEASON IN THE NBA

7TH SEASON WITH THE MAVS

HEIGHT
6'10"WEIGHT
240BIRTHDAY
7.20.91ACQUIRED
SIGNED EXTENSION (7/6/19)PRIOR TO NBA
STANFORDCOUNTRY
CANADA

CENTER

CAREER NOTES AND TRANSACTIONS

- » Selected by Charlotte in the second round (45th overall pick) of the 2014 NBA Draft...rights traded by Charlotte with Brendan Haywood to Cleveland in exchange for Scotty Hopson and cash considerations (7/12/14).
- » Signed by Cleveland (8/23/14).
- » Traded by Cleveland with Malcolm Thomas, Erik Murphy, John Lucas III, two future second round draft picks and a trade exception to Boston in exchange for Keith Bogans and two future Sacramento conditional second round picks (9/25/14).
- » Traded by Boston with Rajon Rondo to Dallas in exchange for Brandon Wright, Jae Crowder, Jameer Nelson, a 2015 first round pick and a 2016 second round pick (12/18/14).
- » Signed by Dallas (7/8/16)...signed contract extension (7/6/19).

PROFESSIONAL CAPSULE

- » Holds career averages of 7.5 points, 4.5 rebounds and 18.5 minutes in 429 games (107 starts) with Boston and Dallas.
- » Shoots 56.9% (1,182-2,079 FG) from the field.
- » Increased his scoring average in each of his first five NBA seasons (3.1 ppg in 2014-15, 5.8 ppg in 2015-16, 6.7 ppg in 2016-17, 8.5 ppg in 2017-18, 10.6 ppg in 2018-19).
- » Played for the World Team in the Rising Stars Challenge at All-Star 2016 in his native Toronto and recorded a double-double with 12 points and a game-high 11 rebounds.

SEASON HIGHLIGHTS

2020-21 (Dallas)

- » Averaged 5.9 points, 4.0 rebounds and 16.6 minutes in 58 games (19 starts) while shooting 61.9% (120-194 FG) from the field and career-high 78.2% (97-124 FT) from the line.
- » One double-double...one game with 20+ points...12 games with 10+ points (10-2 record)...three games with 10+ rebounds (3-0 record)...14 games with 7+ rebounds (12-2 record).
- » Season-high 25 points (11-12 FG, 3-3 FT), including 21 in second half (12 in 4th quarter), to go with 9 rebounds in 28 minutes vs. LAL (4/24/21)...it was the second-highest scoring effort of his career and tied for his highest career FG% in a game, min. 10 FGA (career-high 26 points, 11-12 FG, .917, at WAS 3/6/19).
- » 12 points (4-4 FG, 4-4 FT), season-high-tying 10 rebounds and 5 assists in 27 minutes vs. BKN (5/6/21).
- » Recorded five DNP-CDs...missed eight games due to health and safety protocols (1/13-1/25/21) and one game due to an illness (3/15/21).

2019-20 (Dallas)

- » In 40 games (37 starts), averaged 9.4 points, 5.7 rebounds and 1.5 assists in 26.5 minutes while shooting career-high 63.8% (146-229 FG) from the field.
- » 17 games with 10+ points...three games with 10+ rebounds.
- » Season-high 24 points (9-9 FG, 2-2 3FG, 4-5 FT), 5 rebounds, 4 assists and 2 blocks vs. MIN (12/4/19).
- » 19 points and season-high 12 rebounds vs. PHI (1/11/20).
- » 21 points (9-9 FG, 1-1 3FG, 2-2 FT) and 6 rebounds at GS (1/14/20).
- » Underwent season-ending surgery to repair a ruptured right Achilles tendon on 1/27/20 after sustaining the injury in the first quarter vs. LAC (1/21/20).

2018-19 (Dallas)

- » Averaged career-high 10.6 points, 5.3 rebounds, career-high 1.5 assists and career-high 21.6 minutes in 77 games (22 starts all after All-Star break)...shot 59.8% (219-366 FG) from the field and 77.2% (196-254 FT) from the line while knocking down a career-high 39 3-pointers (39-127 3FG, .307).
- » After All-Star break, averaged 14.8 points, 7.5 rebounds, 2.5 assists and 30.7 minutes in 24 games while shooting 62.1% (126-203 FG) from the field, 39.6% (21-53 3FG) from 3-point range and 79.6% (82-103 FT) from the line.
- » Career-high six double-doubles...two 20-point/10-rebound efforts...two games with 25+ points...seven games with 20+ points (all after All-Star break)...seven games with 10+ rebounds (5 after All-Star break).
- » Reached 2,000 career points with an alley-oop dunk (assist from Luka Dončić) at the 9:00-mark of the second quarter at MIN (1/11/19).
- » Career-high 26 points (11-12 FG, 1-1 3FG, 3-6 FT), including 10 in fourth quarter, to go with 10 rebounds in 36 minutes at WAS (3/6/19) after making his first 10 shots and finishing 11-of-12 (.917) from the floor...his 91.7% (11-12 FG) at WAS (3/6/19) was tied for the second-highest FG% ever by a Maverick in a game, minimum 10 FGA (Brandon Wright, 10-10, 1,000, at LAL 4/4/14; Rolando Blackman, 11-12, .917, vs. CHI 11/24/82).
- » Scored 20+ points four times in a seven-game stretch (2/22-3/6/19) immediately following All-Star break, after not reaching 20 in any of his first 53 games...scored 20 just four times in first four NBA seasons combined (1 in 2016-17, 3 in 2017-18).
- » Scored 10+ points in a career-high eight consecutive games (2/22-3/8/19), averaging 17.5 points, 7.1 rebounds, 3.3 assists 1.0 steals and 32.8 minutes while shooting 66.2% (51-77 FG) from the field and 55.0% (11-20 3FG) from 3-point range.
- » Scored 10+ points in 24 of his final 29 games (2/6-4/10/19), averaging 14.1 points, 7.4 rebounds, 2.3 assists and 29.8 minutes while shooting 61.5% (142-231 FG) from the field, 40.3% (25-62 3FG) from 3-point range and 80.6% (100-124 FT) from the stripe.
- » Missed three games due to left knee effusion (11/19-24/18) and one game due to load management/right hand (4/5/19).

2017-18 (Dallas)

- » Averaged 8.5 points, career-high 5.6 rebounds, 1.2 assists, career-high 0.9 steals and 21.2 minutes in 79 games (24 starts) while shooting 59.3% (255-430 FG) from the field, career-high 33.3% (28-84 3FG) from 3-point range and 71.9% (133-185 FT) from the line.
- » As a starter, averaged 11.3 points, 7.5 rebounds, 1.7 assists and 26.4 minutes while shooting 61.3% (100-163 FG) from the floor, 43.3% (13-30 3FG) from deep and 72.2% (57-79





FT) from the line (started 24 games after starting 5 in his first three seasons combined).

- » Posted five double-doubles (all point/rebound) after he had five in his previous three seasons combined...three 20-point efforts...12 games with 15+ points, 30 games with 10+ points and 11 games with 10+ rebounds.
- » Went 6-for-6 (1.000) from 3-point range over a five-game span (3/11-20/18).
- » Missed two games due to left knee bursitis (3/27/18, 4/4/18).

2016-17 (Dallas)

- » Averaged 6.7 points, 4.0 rebounds, 0.8 steals and 17.3 minutes in 77 games (3 starts) while shooting 51.5% (194-377 FG) from the field, 28.4% (21-74 3FG) from 3-point range and 75.9% (107-141 FT) from the line.
- » Recorded two double-doubles (both point/rebound), one game with 20+ points, three games with 15+ points, 24 games with 10+ points, two games with 10+ rebounds and seven games with 3+ steals (5-2 record).
- » 17 points (7-11 FG, 3-4 FT) and 7 rebounds in 28 minutes vs. CHI (12/3/16) followed by 15 points (7-11 FG, 1-3 FT) and 7 rebounds in 32 minutes vs. CHA (12/5/16) marking first consecutive games with 15+ points.

2015-16 (Dallas)

- » Averaged 5.8 points, 4.0 rebounds and 14.4 minutes in 69 games (2 starts) while shooting 49.3% (146-296 FG) from the floor and 73.9% (105-142 FT) from the line.
- » Three double-doubles...three games with 15+ points...18 double-figure scoring efforts, including nine in DAL's first 14 games...three games with 10+ rebounds.
- » First career double-double with 10 points, 10 rebounds, 3 assists and 2 steals in 26 minutes vs. TOR (11/3/15).
- » In first career start, season-high 16 points (8-13 FG), including 10 on 5-5 FG in fourth quarter, to go with 7 rebounds and 2 steals in 30 minutes at DEN (3/28/16).
- » Selected to play for the World Team in the 2016 BBVA Compass Rising Stars Challenge at All-Star Weekend (Toronto) and recorded a double-double with 12 points (6-9 FG), game-high 11 rebounds, 2 assists and 2 steals in 16 minutes.

2014-15 (Boston, Dallas, D League Red Claws and Texas Legends)

- » As a rookie, averaged 3.1 points, 1.7 rebounds and 8.1 minutes in 29 games while shooting 46.3% (31-67 FG) from the field and 75.8% (25-33 FT) from the line.
- » In 24 games with DAL, averaged 3.4 points and 2.0 rebounds in 9.5 minutes and recorded two games with 10+ points.
- » Appeared in 12 games (all starts) for the Celtics' and Mavericks' D League affiliates (4 for Maine, 8 for Texas), averaging a combined 26.0 points, 9.8 rebounds, 2.7 assists and 1.1 blocks in 35.8 minutes.
- » Made NBA debut with BOS vs. CLE (11/14/14) and played 2 seconds.

PLAYOFF CAPSULE

- » Holds career playoff averages of 3.3 points, 2.4 rebounds and 9.2 minutes in 13 games.
- » **2021 (DAL):** Averaged 2.7 points, 1.9 rebounds, 0.9 assists and 7.4 minutes in seven first round games vs. LAC.
- » **2020 (DAL):** Did not play in first round series vs. LAC due to injury (right Achilles injury).
- » **2016 (DAL):** Averaged 6.0 points, 4.3 rebounds, 1.0 assists and 16.0 minutes in four first round games vs. OKC...16 points (6-7 FG, 4-6 FT), 9 rebounds, 3 assists and 28 minutes (all playoff career highs) in Game 5 at OKC (4/25/16).
- » **2015 (DAL):** Appeared in two first round games vs. HOU and logged a total of 3 minutes...made playoff debut in Game 2 at HOU (4/21/15) and played 2 minutes.

INTERNATIONAL CAPSULE (Canadian National Team)

- » **Summer 2021:** Competed with the Canadian national team in one of four FIBA Olympic Qualifying tournaments...in three games, averaged 10.0 points (.647% FG, 1.000% 3FG, 875% FT), 6.3 rebounds, 2.0 assists and 23.7 minutes.
- » **Summer 2018:** Played in two games for the Canadian national team at the FIBA Basketball World Cup Americas Qualifiers and averaged 10.0 points and 6.0 rebounds in 17.5 minutes.
- » **Summer 2015:** In four Marchand Cup games (Puerto Rico), averaged 8.3 points and 5.3 rebounds for the Canadian national team that won gold...in nine games at the 2015 FIBA Americas Championship (Mexico), averaged 4.7 points and 3.1 rebounds as Team Canada won bronze.
- » **Summer 2014:** Played for the Canadian national team.
- » **Summer 2013:** Represented Canada in the World University Games (Russia).
- » **Summer 2009:** Played for Team Canada at the Adidas Nations Tournament (Texas).

COLLEGE CAPSULE

- » Played four years at Stanford, averaging 10.8 points, 6.3 rebounds, 1.8 assists, 0.9 steals, 0.9 blocks and 26.2 minutes in 136 games (107 starts)...earned All-Pac-12 First Team honors his junior and senior seasons...Pac-12 Most Improved Player (2012-13)...NIT champion (2012)...Pac-10 All-Freshman Team (2020-11).
- » **2013-14:** In 36 starts, averaged 14.0 points, 6.9 rebounds and career-highs of 3.1 assists, 1.3 steals and 32.4 minutes...NCAA All-South Regional Team selection...led team in assists (112) and steals (47).
- » **2012-13:** In 34 starts, averaged career-high (team-high) 14.9 points, career-best 8.4 rebounds, 2.1 assists and career-high 1.1 blocks in 30.4 minutes while setting career highs for FG% (.467, 179-383 FG), 3FG% (.455, 15-33 3FG) and FT% (.796, 133-167 FT) and leading the team in scoring 13 times...Pac-12 All-Academic Second Team honoree.
- » **2011-12:** Averaged 5.8 points (.453 FG%, .705 FT%), 4.6 rebounds and 17.5 minutes in 35 games (11 starts)...during five-game NIT title run, averaged 8.8 points and 5.8 rebounds.
- » **2010-11:** Averaged 8.1 points, 5.2 rebounds and 24.4 minutes in 31 games (26 starts) while shooting 47.1% from the field and 68.3% from the line...26 starts were third-most all-time among Stanford freshmen.

PERSONAL CAPSULE

- » Son of Harlan Powell and Jacqueline Weir...originally from Toronto and moved from Canada to Bradenton, Florida, where he prepped at IMG Academy for three years.
- » Majored in science, technology and society at Stanford...Pac-12 Scholar-Athlete of the Year as a senior (2013-14) and Pac-12 All-Academic honorable mention as a junior (2012-13).
- » Honored as a recipient of the NBA Cares 2019-20 End-of-Season Community Assist Award...joined Mark Cuban, teammate Luka Dončić and the Dallas Mavericks Foundation to make a donation to healthcare workers at Dallas' UT Southwestern Medical Center and Parkland Hospital to support childcare costs in the wake of the coronavirus pandemic in the spring of 2020.
- » Received the NBA Cares Community Assist Award for October 2018 in recognition of his efforts to support families battling cancer in DFW; also named one of the 10 finalists for the 2018-19 season-long NBA Cares Community Assist Award.
- » Has participated in the NBA's Basketball Without Borders program, coaching at the event in 2017 (The Bahamas) and 2018 (India).
- » On Twitter [DwightPowell33](#).





DWIGHT POWELL - NBA REGULAR SEASON STATISTICS

SEASON	TEAM	GP	GS	MIN	FG	FGA	FG%	3PM	3PA	3P%	FT	FTA	FT%	OR	DR	TOT	A	ST	TO	BS	PTS	PPG
2014-15	BOS	5	0	9	4	5	.800	0	0	.000	1	2	.500	0	1	1	0	2	2	0	9	1.8
Went from BOS to DAL .																						
2014-15	DAL	24	0	227	27	62	.435	3	11	.273	24	31	.774	18	31	49	9	7	9	6	81	3.4
2014-15	TOT	29	0	236	31	67	.463	3	11	.273	25	33	.758	18	32	50	9	9	11	6	90	3.1
2015-16	DAL	69	2	992	146	296	.493	2	16	.125	105	142	.739	84	189	273	44	36	40	24	399	5.8
2016-17	DAL	77	3	1,333	194	377	.515	21	74	.284	107	141	.759	93	213	306	49	61	34	39	516	6.7
2017-18	DAL	79	24	1,672	255	430	.593	28	84	.333	133	185	.719	135	309	444	91	67	59	32	671	8.5
2018-19	DAL	77	22	1,662	290	486	.597	39	127	.307	196	254	.772	140	272	412	112	43	67	51	815	10.6
2019-20	DAL	40	37	1,061	146	229	.638	10	39	.256	74	111	.667	75	152	227	59	34	36	22	376	9.4
2020-21	DAL	58	19	966	120	194	.619	5	21	.238	97	124	.782	80	154	234	63	36	40	30	342	5.9
TOTALS		429	107	7,922	1,182	2,079	.569	108	372	.290	737	990	.744	625	1,321	1,946	427	286	287	204	3,209	7.5
PER GAME		--	--	18.5	2.8	4.8	--	0.3	0.9	--	1.7	2.3	--	1.5	3.1	4.5	1.0	0.7	0.7	0.5	7.5	--

DWIGHT POWELL - NBA POSTSEASON STATISTICS

SEASON	TEAM	GP	GS	MIN	FG	FGA	FG%	3PM	3PA	3P%	FT	FTA	FT%	OR	DR	TOT	A	ST	TO	BS	PTS	PPG
2014-15	DAL	2	0	3	0	1	.000	0	0	.000	0	0	.000	0	1	1	1	0	0	0	0	0.0
2015-16	DAL	4	0	64	9	19	.474	0	1	.000	6	11	.545	9	8	17	4	1	1	0	24	6.0
2019-20	DAL	0	0	0	0	0	0	0	0	0	0	0	0	0	0	0	0	0	0	0	0	0.0
2020-21	DAL	7	0	52	7	8	.875	0	0	.000	5	6	.833	5	8	13	6	2	1	0	19	2.7
TOTALS		13	0	119	16	28	.571	0	1	.000	11	17	.647	14	17	31	11	3	2	0	43	3.3
PER GAME		--	--	9.1	1.2	2.2	--	0.0	0.1	--	0.8	1.3	--	1.1	1.3	2.4	0.8	0.2	0.2	0.0	3.3	--

	REG CAREER HIGHS	2020-21 REG HIGHS	2020-21 POST HIGHS	
PTS	26 at WAS 3/6/19	25 vs. LAL 4/24/21	8 at LAC 6/2/21	
FGM	11 2 times	11 vs. LAL 4/24/21	3 at LAC 6/2/21	
FGA	15 vs. SAS 3/12/19	12 vs. LAL 4/24/21	3 at LAC 6/2/21	
3FGM	5 at BKN 3/4/19	3FGM	--	
3FGA	9 at MEM 4/12/17	3FGA	--	
FTM	9 2 times	FTM	7 vs. SAC 5/2/21	
FTA	11 vs. SAC 3/26/19	FTA	9 vs. SAC 5/2/21	
OREB	6 2 times	OREB	5 at MIA 5/4/21	
DREB	12 vs. IND 2/26/18	DREB	8 3 times	
TREB	14 vs. IND 2/26/18	TREB	10 3 times	
ASTS	8 at MIN 5/16/21	ASTS	8 at MIN 5/16/21	
STLS	5 2 times	STLS	3 3 times	
BLKS	4 2 times	BLKS	4 at CLE 5/9/21	
MINS	39 vs. SAS 3/12/19	MINS	30 vs. NOP 5/12/21	
			MINS	22 at LAC 6/2/21







2020-21 GAME-BY-GAME REGULAR SEASON STATISTICS (DAL)

DATE	OPP	P/S	MIN	FG	FGA	FG%	3PM	3PA	3P%	FT	FTA	FT%	OR	DR	TOT	A	ST	BS	TO	PF	+/-	PTS	W/L	SCORE
12/23/20	at PHX	S	17:32	1	3	.333	0	0	.000	0	0	.000	1	1	2	1	1	0	2	3	-3	2	L	102-106
12/25/20	at LAL	S	23:32	4	4	1.000	1	1	1.000	2	4	.500	0	3	3	1	3	0	1	2	-11	11	L	115-138
12/27/20	at LAC	S	17:54	1	1	1.000	0	0	.000	2	2	1.000	1	3	4	0	1	0	1	2	12	4	W	124-73
12/30/20	CHA	S	24:16	2	6	.333	0	1	.000	5	7	.714	3	1	4	2	1	1	2	3	-21	9	L	99-118
01/01/21	MIA	S	28:07	0	1	.000	0	1	.000	2	4	.500	0	8	8	1	2	0	0	4	8	2	W	93-83
01/03/21	at CHI	S	20:13	1	5	.200	0	0	.000	2	2	1.000	1	3	4	4	1	1	1	3	-1	4	L	108-118
01/04/21	at HOU	P	14:33	1	2	.500	0	0	.000	0	0	.000	2	0	2	0	1	1	0	3	-9	2	W	113-100
01/07/21	at DEN	P	10:28	2	2	1.000	0	0	.000	3	3	1.000	0	0	0	0	1	0	0	1	3	7	W	124-117 (OT)
01/09/21	ORL	P	20:56	2	6	.333	0	2	.000	0	0	.000	2	3	5	2	0	2	1	2	10	4	W	112-98
01/13/21	at CHA	P																					W	104-93
01/15/21	at MIL	P																					L	109-112
01/17/21	CHI	P																					L	101-117
01/18/21	at TOR	P																					L	93-116
01/20/21	at IND	P																					W	124-112
01/22/21	at SAS	P																					W	122-117
01/23/21	HOU	P																					L	108-133
01/25/21	DEN	P																					L	113-117
01/27/21	at UTA	P	13:10	0	1	.000	0	0	.000	0	0	.000	0	3	3	1	0	1	0	1	10	0	L	104-116
01/29/21	at UTA	P	14:07	2	4	.500	0	1	.000	2	4	.500	2	3	5	0	0	0	0	0	1	6	L	101-120
01/30/21	PHX	P	17:59	2	3	.667	0	1	.000	4	7	.571	0	2	2	1	2	0	2	6	-12	8	L	105-111
02/01/21	PHX	P																					L	108-109
02/03/21	at ATL	P																					W	122-116
02/04/21	GSW	P	14:30	0	0	.000	0	0	.000	1	2	.500	1	5	6	1	0	0	0	4	0	1	L	116-147
02/06/21	GSW	P	16:31	3	3	1.000	0	0	.000	2	2	1.000	3	2	5	0	0	0	1	3	7	8	W	134-132
02/08/21	MIN	P	16:47	3	5	.600	0	0	.000	6	8	.750	4	3	7	2	0	0	0	2	11	12	W	127-122
02/10/21	ATL	P	4:52	0	1	.000	0	0	.000	0	0	.000	0	1	1	0	0	0	0	2	4	0	W	118-117
02/12/21	NOP	P	1:11	0	0	.000	0	0	.000	0	0	.000	0	0	0	0	0	0	0	0	0	0	W	143-130
02/14/21	POR	P																					L	118-121
02/22/21	MEM	S	26:42	2	8	.250	0	1	.000	2	2	1.000	0	4	4	3	0	1	2	5	10	6	W	102-92
02/23/21	BOS	S	10:50	1	4	.250	0	0	.000	2	2	1.000	1	1	2	0	0	0	0	0	-7	4	W	110-107
02/25/21	at PHI	P	9:46	0	2	.000	0	0	.000	6	6	1.000	0	1	1	1	0	0	2	2	7	6	L	97-111
02/27/21	at BKN	P	5:28	1	2	.500	0	0	.000	0	0	.000	0	0	0	0	0	0	0	1	-2	2	W	115-98
03/01/21	at ORL	P	12:50	3	4	.750	0	0	.000	2	2	1.000	1	3	4	0	0	0	1	3	9	8	W	130-124
03/03/21	OKC	P	3:59	0	0	.000	0	0	.000	0	0	.000	1	0	1	0	0	0	0	1	-1	0	W	87-78
03/10/21	SAS	P																					W	115-104
03/11/21	at OKC	P	11:54	0	2	.000	0	0	.000	1	2	.500	1	3	4	0	0	1	1	3	-4	1	L	108-116
03/13/21	at DEN	P	19:04	2	4	.500	0	1	.000	2	2	1.000	3	7	10	0	1	0	0	4	13	6	W	116-103
03/15/21	LAC	P																					L	99-109
03/17/21	LAC	P	3:19	0	0	.000	0	0	.000	0	0	.000	0	0	0	0	0	0	0	0	-5	0	W	105-89
03/19/21	at POR	P	11:48	0	1	.000	0	1	.000	0	0	.000	0	2	2	1	0	0	0	1	-6	0	L	119-125
03/21/21	at POR	P	13:20	4	4	1.000	1	1	1.000	2	2	1.000	1	1	2	1	0	1	0	1	9	11	W	132-92
03/24/21	at MIN	P	19:20	7	10	.700	1	2	.500	1	1	1.000	4	4	8	2	1	1	0	4	6	16	W	128-108
03/26/21	IND	P	10:28	0	2	.000	0	2	.000	0	0	.000	0	2	2	2	1	0	1	3	-9	0	L	94-109
03/27/21	at NOP	P	17:02	0	2	.000	0	1	.000	0	0	.000	0	1	1	0	1	0	0	3	-10	0	L	103-112
03/29/21	at OKC	P	15:20	2	2	1.000	1	1	1.000	2	2	1.000	3	3	6	0	0	0	0	4	-1	7	W	127-106
03/31/21	at BOS	P																					W	113-108
04/02/21	at NYK	P	12:21	2	4	.500	0	0	.000	0	0	.000	0	0	0	0	0	1	0	1	2	4	W	99-86
04/03/21	at WAS	P	24:02	1	5	.200	1	1	1.000	2	2	1.000	4	3	7	2	0	1	0	4	8	5	W	109-87
04/05/21	UTA	P	13:40	2	2	1.000	0	0	.000	0	0	.000	1	2	3	1	0	0	0	1	11	4	W	111-103
04/07/21	at HOU	P	08:58	1	2	.500	0	1	.000	1	2	.500	2	0	2	1	0	0	0	0	8	3	L	93-102
04/08/21	MIL	P	14:43	2	2	1.000	0	0	.000	4	4	1.000	2	2	4	0	2	1	0	2	-2	8	W	116-101
04/11/21	SAS	P	15:14	4	4	1.000	0	0	.000	1	1	1.000	0	1	1	0	1	0	0	0	4	9	L	117-119
04/12/21	PHI	P	13:50	1	2	.500	0	1	.000	1	2	.500	1	3	4	2	3	0	2	1	0	3	L	95-113
04/14/21	at MEM	P	15:24	6	7	.857	0	0	.000	0	0	.000	2	6	8	0	1	0	1	3	-3	12	W	114-113
04/16/21	NYK	P	9:55	0	0	.000	0	0	.000	0	0	.000	1	1	2	0	0	0	2	1	-3	0	L	109-117
04/18/21	SAC	P	16:41	0	1	.000	0	0	.000	0	0	.000	1	3	4	2	1	2	0	2	11	0	L	107-121
04/21/21	DET	S	11:26	3	4	.750	0	0	.000	0	0	.000	1	2	3	0	0	0	1	1	-2	6	W	127-117
04/22/21	LAL	S	16:55	4	5	.800	0	0	.000	2	4	.500	1	1	2	1	2	0	1	2	-13	10	W	115-110
04/24/21	LAL	S	28:28	11	12	.917	0	0	.000	3	3	1.000	1	8	9	1	0	0	1	4	20	25	W	108-93
04/26/21	at SAC	S	12:41	2	4	.500	0	0	.000	1	2	.500	1	3	4	0	0	0	1	2	-17	5	L	106-113
04/27/21	at GSW	S	18:31	1	2	.500	0	0	.000	1	2	.500	3	5	8	0	0	0	1	2	-2	3	W	133-103
04/29/21	at DET	S	25:50	3	4	.750	0	1	.000	2	3	.667	2	0	2	1	1	1	1	1	10	8	W	115-105
05/01/21	WAS	S	18:52	3	5	.600	0	0	.000	5	6	.833	1	2	3	0	0	0	0	3	1	11	W	125-124
05/02/21	SAC	S	20:09	3	3	1.000	0	0	.000	7	9	.778	3	4	7	0	2	3	3	3	-15	13	L	99-111
05/04/21	at MIA	P	28:33	3	4	.750	0	0	.000	1	1	1.000	5	5	10	3	3	2	0	5	13	7	W	127-113
05/06/21	BKN	P	27:11	4	4	1.000	0	0	.000	4	4	1.000	2	8	10	5	1	1	0	2	6	12	W	113-109
05/07/21	CLE	P	21:45	3	4	.750	0	0	.000	2	2	1.000	1	3	4	3	0	1	2	5	5	8	W	110-90
05/09/21	at CLE	P	27:03	6	8	.750	0	0	.000	0	0	.000	3	6	9	4	1	4	2	3	28	12	W	124-97
05/11/21	at MEM	P	11:27	1	1	1.000	0	0	.000	0	0	.000	1	0	1	2	0	0	1	3	-15	2	L	104-133
05/12/21	NOP	S	30:19	5	5	1.000	0	0	.000	2	3	.667	2	6	8	0	1	0	1	3	14	12		





TYRELL TERRY



2ND SEASON IN THE NBA

HEIGHT
6'2"

2ND SEASON WITH THE MAVS

WEIGHT
170

BIRTHDAY
9.28.00

ACQUIRED
DRAFTED 31ST OVERALL IN 2020

PRIOR TO NBA
STANFORD

COUNTRY
USA

GUARD

CAREER TRANSACTIONS

- Selected by Dallas in the second round (31st overall pick) of the 2020 NBA Draft.

SEASON HIGHLIGHTS

2020-21 (Dallas)

- Appeared in 11 NBA games as a rookie, totaling 11 points in 56 minutes.
- As part of a flex-assignment, also appeared in 13 games (all starts) with the G League's Memphis Hustle (2/4/21) in Orlando, where he averaged 14.7 points, 5.1 rebounds, 3.2 assists and 1.1 steals in 29.4 minutes.
- Made NBA debut at LAL (12/25/20) and had 2 points (1-1 FG) and 1 assist in 2 minutes.
- Recorded season highs for points (4), steals (2) and minutes (15) vs. CHI (1/17/21).
- Recorded 12 DNP-CDs...spent 12 games on assignment for the G League (2/4-3/3/21)...missed three games due to an illness (3/10-3/13/21) and 31 due to personal reasons (3/17-5/11/21)...was also inactive (CD) for the final three games (5/12-5/16/21).

COLLEGE CAPSULE

- 2019-20:** Played in 31 games in his lone season with the Cardinal, averaging 14.6 points, 4.5 rebounds, 3.2 assists and 1.4 steals in 32.6 minutes en route to being named Pac-12 All-Freshman and All-Pac-12 Honorable Mention...posted the second-highest scoring average by a Stanford freshman in school history...helped the Cardinal to its first 20-win regular season in 12 years...shot a Pac-12-high 89.1% from the free throw line, which also marked the fifth-best in a single season in Stanford history...ranked sixth in the Pac-12 in 3FG% (.408).

PERSONAL CAPSULE

- Averaged 22.6 points and 7.1 assists as a senior at DeLaSalle High School in Minneapolis and was a finalist for the Minnesota Mr. Basketball award...won three class 3A Minnesota state championships and competed with the USA Select Team at the 2018 Albert Schweitzer Tournament in Germany.
- Raised by his mother, Carrie Grise, who worked in outpatient sports medicine.
- Is an avid Manchester City fan and loves "How I Met Your Mother."
- On Twitter [@tyterry05](https://twitter.com/tyterry05).

TYRELL TERRY - NBA REGULAR SEASON STATISTICS

SEASON	TEAM	GP	GS	MIN	FG	FGA	FG%	3PM	3PA	3P%	FT	FTA	FT%	OR	DR	TOT	A	ST	TO	BS	PTS	PPG
2020-21	DAL	11	0	56	5	16	.313	0	7	.000	1	3	.333	0	6	6	6	5	2	0	11	1.0
TOTALS		11	0	56	5	16	.313	0	7	.000	1	3	.333	0	6	6	6	5	2	0	11	1.0
PER GAME		--	--	5.1	0.5	1.5	--	0.0	0.6	--	0.1	0.3	--	0.0	0.5	0.5	0.5	0.5	0.2	0.0	1.0	--

TYRELL TERRY - NBA POSTSEASON STATISTICS

SEASON	TEAM	GP	GS	MIN	FG	FGA	FG%	3PM	3PA	3P%	FT	FTA	FT%	OR	DR	TOT	A	ST	TO	BS	PTS	PPG	
2020-21	DAL	0	0	0	0	0	0	0	0	0	0	0	0	0	0	0	0	0	0	0	0	0	0.0
TOTALS		0	0	0	0	0	.000	0	0	.000	0	0	.000	0	0	0	0	0	0	0	0	0	0.0
PER GAME		--	--	0.0	0.0	0.0	--	0.0	0.0	--	0.0	0.0	--	0.0	0.0	0.0	0.0	0.0	0.0	0.0	0.0	0.0	--

	REG CAREER HIGHS	2020-21 REG HIGHS	2020-21 POST HIGHS
PTS	4 vs. CHI 1/17/21	4 vs. CHI 1/17/21	--
FGM	2 vs. CHI 1/17/21	2 vs. CHI 1/17/21	--
FGA	4 2 times	4 2 times	--
3FGM	--	--	--
3FGA	2 vs. CHI 1/17/21	2 vs. CHI 1/17/21	--
FTM	1 at UTA 1/27/21	1 at UTA 1/27/21	--
FTA	2 at UTA 1/27/21	2 at UTA 1/27/21	--
OREB	--	--	--
DREB	2 vs. HOU 1/23/21	2 vs. HOU 1/23/21	--
TREB	2 vs. HOU 1/23/21	2 vs. HOU 1/23/21	--
ASTS	2 2 times	2 2 times	--
STLS	2 vs. CHI 1/17/21	2 vs. CHI 1/17/21	--
BLKS	--	--	--
MINS	15 vs. CHI 1/17/21	15 vs. CHI 1/17/21	--





**NATIONAL BASKETBALL ASSOCIATION
NBA ENTERTAINMENT
WOMEN'S NATIONAL BASKETBALL ASSOCIATION
NBA G LEAGUE
NBA 2K LEAGUE
BASKETBALL AFRICA LEAGUE**

NEW YORK

Olympic Tower 645 Fifth Avenue
New York, NY 10022
Telephone: (212) 407-8000
Fax: (212) 832-3861

NEW JERSEY

100 Plaza Drive
Secaucus, NJ 07094
Telephone: (201) 865-1500
Fax: (201) 974-5973

INTERNATIONAL OFFICES AFRICA

9th Floor GreenPark Corner
3 Lower Road Morningside 2196
Johannesburg, South Africa
Telephone: +27-100-072-668

Levels 4 and 5, Serenity Building
King Fahd Palace Road
Almadies, Dakar
Senegal

ASIA/PACIFIC CHINA—BEIJING

19th Floor, Office Tower 2, China Central Place
No. 79 Jianguo Road, Chaoyang District
Beijing, China 100025
Telephone: +86-10-5200-8200
Fax: +86-10-5200-8202

CHINA—SHANGHAI

Unit 2703-2708, 27F, Tower 2 Plaza
66 1266 Nanjing West Road,
Jing An District
Shanghai, China 200040
Telephone: +86-21-6137-2200
Fax: +86-21-6288-9920

HONG KONG

Room 3101, Lee Gardens One
33 Hysan Avenue
Causeway Bay, Hong Kong
Telephone: +852-2843-9600
Fax: +852-2536-4808

PHILIPPINES

Unit 1701, World Plaza Building
5th Avenue corner 30th Street
Bonifacio Global City
Taguig, 1634 Philippines
Jandric Lim, Communications
Telephone: +632-866-8205

TAIWAN

Suite 1303, No. 88, Section 2
Chung Hsiao East Road
Taipei, Taiwan ROC 100
Telephone: +886-2-2397-8000
Fax: +886-2-2358-1098

CANADA

50 Bay Street, Suite 1402
Toronto, Ontario Canada M5J 3A5
Telephone: (416) 682-2000





Fax: (416) 364-0205

EUROPE & THE MIDDLE EAST

LONDON

Endeavour House,
189 Shaftesbury Avenue
London, United Kingdom WC2H 8JR
Telephone: +44-20-7420-8900

SPAIN

Leganitos Street 6th Floor
28013 Madrid, Spain
Ignasi Castello, Communications
Telephone +34-912-153-573

INDIA

C-1804, ONE BKC
G Block, Bandra Kurla Complex,
Bandra East, Mumbai - 400051
Telephone: +91-22-6124-6100

LATIN AMERICA

BRAZIL

Av Borges de Medeiros, 633
Sala 301 – Leblon
Rio de Janeiro, RJ, Brazil 22430-041
Telephone: +55-21-3206-6400
Fax: +55-21-2586-6001

MEXICO

Av. Prolongación Paseo de la Reforma
No. 1236, Piso 6,
Planta Baja Desarrollo Santa Fe
Cuajimalpa De Morelos, Ciudad De Mexico 05348
Telephone: +52-55-9171-7700

2021-22 NATIONAL BASKETBALL ASSOCIATION KEY DATES

2021

October 18	Rosters set for NBA Opening Day (5 p.m. ET)
October 19	Start of the 2021-22 NBA Regular Season
November 5	NBA G League Showcase Cup begins
December 19-22	NBA G League Winter Showcase and Showcase Cup Championship Game
December 27	NBA G League 36-game regular season begins

2022

January 5	10-day contracts may now be signed
January 10	All Standard NBA contracts are guaranteed for the remainder of the season
January 20	All Two-Way Contracts are guaranteed for the remainder of the season
February 10	NBA Trade Deadline (3 p.m. ET)
February 18-20	NBA All-Star 2022 (Cleveland, OH)
February 18-23	NBA All-Star break
March 1	Playoff Eligibility Waiver Deadline
April 2	NBA G League Regular Season ends
April 5	NBA G League Playoffs begin
April 10	Regular Season ends
April 12-15	NBA Play-In Tournament
April 11	Rosters set for NBA Playoffs 2022 (3 p.m. ET)
April 16	NBA Playoffs 2022 begin
April 24	NBA Early Entry Eligibility Deadline (11:59 p.m. ET)
May 2-3	Conference Semifinals begin (possible move up to April 30/May 1)
May 17	NBA Draft Lottery 2022 presented by State Farm
May 17-18	Conference Finals begin (possible move up to May 15-16)
June 2	NBA Finals 2022 begin
June 13	NBA Draft Early Entry Entrant Withdrawal Deadline (5 p.m. ET)
June 19	The Finals 2022 latest possible date
June 23	NBA Draft 2022 presented by State Farm





ATLANTA HAWKS



Principal Owner & Chair of the Board of Directors/NBA Governor Tony Ressler
 Chief Executive Officer Steve Koonin
 President of Basketball Operations and General Manager Travis Schlenk
 Head Coach Nate McMillan
 Assistant Coaches Chris Jent, Joe Prunty, Janelle McMillan, Matt Hill, Nick Van Exel
 Head Athletic Trainer Scottie Parker
 Team Colors Torch Red, Infinity Black, Legacy Yellow, Granite Gray
 Home Court State Farm Arena – 16,841 (1999)
 TV Bob Rathbun, Dominique Wilkins (Bally Sports Southeast)
 Radio Steve Holman, Mike Conti (92.9 The Game)

ATLANTA PR STAFF

Senior Vice President, Public Relations
 Garin Narain (garin.narain@hawks.com)

Vice President, Basketball Communications
 Jon Steinberg (jon.steinberg@hawks.com)

Media Relations Manager
 Jelani Downing (jelani.downing@hawks.com)

2020-21 SEASON SERIES RESULTS

Feb. 3 @ Atlanta Dallas, 122-116
 Feb. 10 vs. Dallas Dallas, 118-117

2020-21 REGULAR SEASON VS. HAWKS

DATE	SITE	TIME/RESULT
2/3/21	Atlanta	W, 122-116
2/10/21	Dallas	W, 118-117

2019-20 REGULAR SEASON VS. HAWKS

DATE	SITE	RESULT
2/1/20	Dallas	W, 123-100
2/22/20	Atlanta	L, 107-111

SERIES HISTORY VS. HAWKS

	ALL-TIME	STREAKS	LAST WIN	LAST LOSS
Overall	36-44	Won 2	Feb. 10	Feb. 22
Home	21-19	Won 3	Feb. 10	Oct. 18
Road	15-25	Won 1	Feb. 3	Feb. 22

2020-21 DALLAS STATISTICS VS. ATLANTA

PLAYER	GP-GS	MIN	FG-ATT	FG%	3FG-ATT	3FG%	FT-FTA	FT%	OFF	DEF	TOT/AVG	AST	PF-D	STL	TO	BLK	PTS	AVG
L. Dončić	2-2	74.4	17-38	.447	3-12	.250	18-20	.900	1	17	18/9.0	24	5-13	3	9	3	55	27.5
K. Porzingis	2-2	54.0	16-34	.471	2-11	.182	5-5	1.000	3	12	15/7.5	2	7-3	2	1	0	39	19.5
T. Hardaway Jr.	2-0	59.0	14-25	.560	8-15	.533	2-3	.667	0	5	5/2.5	0	5-2	0	1	0	38	19.0
J. Brunson	2-0	54.1	14-26	.538	2-6	.333	3-3	1.000	1	7	8/4.0	9	4-7	1	2	0	33	16.5
J. Richardson	2-2	64.9	6-19	.316	3-12	.250	9-10	.900	5	3	8/4.0	7	4-8	2	3	2	24	12.0
D. Finney-Smith	2-2	66.1	8-16	.500	5-11	.455	0-0	.000	5	7	12/6.0	3	5-1	2	2	1	21	10.5
W. Cauley-Stein	2-0	34.3	6-7	.857	0-0	.000	4-4	1.000	1	7	8/4.0	1	5-3	0	0	2	16	8.0
M. Kleber	2-2	57.7	5-9	.556	4-7	.571	0-0	.000	1	6	7/3.5	4	5-3	0	1	2	14	7.0
T. Burke	2-0	9.9	0-2	.000	0-1	.000	0-0	.000	0	0	0/0.0	2	0-0	1	0	0	0	0.0
J. Johnson	1-0	0.8	0-0	.000	0-0	.000	0-0	.000	0	0	0/0.0	0	1-0	0	0	0	0	0.0
D. Powell	1-0	4.9	0-1	.000	0-0	.000	0-0	.000	0	1	1/1.0	0	2-0	0	0	0	0	0.0
TEAM	20-10	480.0	86-177	.486	27-75	.360	41-45	.911	17	65	82/41.0	52	43-40	11	19	10	240	120.0

2020-21 ATLANTA STATISTICS VS. DALLAS

PLAYER	GP-GS	MIN	FG-ATT	FG%	3FG-ATT	3FG%	FT-FTA	FT%	OFF	DEF	TOT/AVG	AST	PF-D	STL	TO	BLK	PTS	AVG
J. Collins	2-2	77.8	29-39	.744	4-7	.571	6-6	1.000	6	14	20/10.0	2	3-8	1	3	1	68	34.0
T. Young	2-2	77.7	16-40	.400	7-19	.368	7-9	.778	1	10	11/5.5	24	5-14	2	7	1	46	23.0
K. Huerter	2-2	73.3	17-30	.567	8-15	.533	2-3	.667	3	10	13/6.5	13	5-3	3	2	0	44	22.0
D. Gallinari	2-0	51.0	6-23	.261	3-15	.200	15-15	1.000	1	4	5/2.5	5	4-9	0	0	1	30	15.0
C. Capela	2-2	51.0	7-11	.636	0-0	.000	2-6	.333	5	15	20/10.0	2	9-6	3	7	4	16	8.0
T. Snell	2-0	42.9	5-7	.714	4-4	1.000	0-0	.000	2	7	9/4.5	4	2-0	0	1	0	14	7.0
C. Reddish	2-2	49.5	3-15	.200	0-8	.000	3-4	.750	1	3	4/2.0	4	7-2	2	2	0	9	4.5
S. Hill	2-0	35.9	2-6	.333	2-6	.333	0-2	.000	2	2	4/2.0	1	2-1	1	0	1	6	3.0
B. Goodwin	2-0	3.7	0-2	.000	0-1	.000	0-0	.000	0	0	0/0.0	0	0-0	1	0	0	0	0.0
S. Mays	1-0	0.2	0-0	.000	0-0	.000	0-0	.000	0	0	0/0.0	0	0-0	0	0	0	0	0.0
O. Okongwu	1-0	5.9	0-1	.000	0-0	.000	0-0	.000	1	0	1/1.0	0	2-0	0	1	0	0	0.0
R. Rondo	1-0	11.3	0-4	.000	0-2	.000	0-0	.000	0	1	1/1.0	3	1-0	0	2	0	0	0.0
TEAM	21-10	480.0	85-178	.478	28-77	.364	35-45	.778	22	66	88/44.0	58	40-43	13	25	8	233	116.5





DATE	SITE	W/L	SCORE	DATE	SITE	W/L	SCORE	DATE	SITE	W/L	SCORE	DATE	SITE	W/L	SCORE	DATE	SITE	W/L	SCORE
12/6/80	ATL	L	104-110	11/25/88	DAL	W	100-95	12/17/96	DAL	L	73-109	12/22/04	ATL	L	100-113	10/30/13	DAL	W	118-109
2/6/81	DAL	L	98-100	2/27/89	ATL	L	83-105	3/21/97	ATL	L	72-93	11/17/05	DAL	W	87-78	11/29/13	ATL	L	87-88
1/26/82	ATL	W	90-88	12/27/89	DAL	W	114-101	12/2/97	DAL	L	79-112	3/25/06	ATL	W	98-83	12/22/14	DAL	L	102-105
3/27/82	DAL	L	85-98	3/19/90	ATL	W	117-110	1/14/98	ATL	L	82-108	2/26/07	DAL	W	110-87	2/25/15	ATL	L	87-104
1/7/83	ATL	L	102-110	2/23/91	ATL	L	107-122	2/23/99	DAL	W	89-85	3/25/07	ATL	W	104-97	12/9/15	DAL	L	95-98
2/19/83	DAL	W	122-100	3/15/91	DAL	L	117-127	1/8/00	DAL	W	95-85	11/2/07	ATL	L	94-101	2/1/16	ATL	L	97-112
12/27/83	ATL	L	109-112	12/3/91	DAL	L	99-103	3/19/00	ATL	W	89-85	12/29/07	DAL	W	97-84	1/7/17	DAL	L	82-97
3/21/84	DAL	W	102-101	1/9/92	ATL	L	108-124	2/5/01	ATL	W	91-81	12/6/08	DAL	W	100-98	3/1/17	ATL	L	95-100
11/8/84	DAL	W	112-105*	11/14/92	DAL	W	113-105	4/5/01	DAL	W	108-94	3/19/09	ATL	L	87-95	10/18/17	DAL	L	111-117
2/5/85	ATL	W	112-103	3/23/93	ATL	L	107-125	12/29/01	DAL	W	113-97	12/5/09	DAL	L	75-80	12/23/17	ATL	L	107-112
12/19/85	ATL	W	120-108	1/14/94	ATL	L	96-113	1/15/02	ATL	W	116-107	2/26/10	ATL	W	111-103*	10/24/18	ATL	L	104-111
3/21/86	DAL	L	103-107	1/31/94	DAL	L	85-90	1/8/03	ATL	W	117-99	11/20/10	ATL	W	98-93	12/12/18	DAL	W	114-107
3/13/87	DAL	L	105-113	2/17/95	DAL	L	90-110	2/18/03	DAL	W	105-79	1/29/11	DAL	W	102-91	2/1/20	DAL	W	123-100
3/26/87	ATL	L	112-120	2/23/95	ATL	L	92-110	2/9/04	ATL	L	96-102	4/26/12	ATL	L	89-106	2/22/20	ATL	L	107-111
1/16/88	DAL	L	98-101	11/11/95	DAL	L	100-113	3/17/04	DAL	L	110-111	2/11/13	DAL	L	101-105	2/3/21	ATL	W	122-116
3/29/88	ATL	L	106-120	12/1/95	ATL	W	106-98	12/18/04	DAL	W	90-68	3/18/13	ATL	W	127-113	2/10/21	DAL	W	118-117

* overtime

2021-22 VS MAVERICKS

Oct. 21 at Atlanta
Feb. 6 at Dallas

2020-21 SEASON

41-31 (.569)
in Southeast

PLAYOFFS

Defeated New York, 4-1
Defeated Philadelphia, 4-3
Lost to Milwaukee, 4-2

2020-21 REGULAR SEASON INDIVIDUAL BESTS			2020-21 REGULAR SEASON HAWKS BESTS			2020-21 REGULAR SEASON TEAM		
Points	28	Luka Dončić vs. ATL 2/10/21	Points	35	John Collins @ ATL 2/3/21	Biggest Win	6	@ ATL 2/3/21
Rebounds	11	Kristaps Porzingis @ ATL 2/3/21	Rebounds	13	Clint Capela @ ATL 2/3/21	** No Biggest Loss **		
Assists	14	Luka Dončić @ ATL 2/3/21	Assists	15	Trae Young vs. ATL 2/10/21			

SERIES INFORMATION & NOTES

Overall Series Atlanta leads 44-36**Home games vs. Hawks** Dallas leads 21-19**Road games at Hawks** Atlanta leads 25-15**Current series streak** Dallas won last two**in Dallas** Dallas won last two**in Atlanta** Dallas won last game

DALLAS

Last home win 118-117 (2/10/21)**Last road win** 122-116 (2/3/21)**Largest margin of victory** 26 (105-79, 2/18/03)**High point total** 127 (3/18/13)**Low point total** 72 (3/21/97)

ATLANTA

Last home win 111-107 (2/22/20)**Last road win** 117-111 (10/18/17)**Largest margin of victory** 36 (109-73, 12/17/96)**High point total** 127 (3/15/91)**Low point total** 68 (12/18/04)**Series scoring record vs. Atlanta**

Dirk Nowitzki (40 on 1/15/02)

Series scoring record vs. Dallas

Jason Terry (46 on 1/15/02)

The Mavericks have taken four of the last five meetings (after the Hawks won the previous 10)...Rick Carlisle recorded his 500th win with the Mavericks in a 123-100 victory over Atlanta (2/1/20), becoming the 13th coach in NBA history to win at least 500 games with a single franchise...after being traded for one another on draft night, Dallas' Luka Dončić and Atlanta's Trae Young finished first and second, respectively, in voting for the 2018-19 NBA Rookie the Year Award...Dennis Smith Jr. tallied 16 points and 10 assists in Dallas' 2017-18 season opener against Atlanta (10/18/17), becoming the youngest player in NBA history (19 years, 327 days) to record a point-assist double-double in his NBA debut...Don Nelson earned his 1,000th victory on 12/29/01, joining former Hawks coach Lenny Wilkens and Pat Riley as the only coaches in the 1,000-win club...on 1/15/02, Jason Terry tallied a career-high 46 points for the Hawks in a loss to the Mavericks.





BOSTON CELTICS



Managing Partner, Governor & Chief Executive Officer Wyc Grousbeck
 President Rich Gotham
 President of Basketball Operations Brad Stevens
 Head Coach Ime Udoka
 Assistant Coaches Will Hardy, Joe Mazzulla, Damon Stoudamire, Tony Dobbins, Aaron Miles, Ben Sullivan
 Director of Performance Art Horne
 Address 226 Causeway Street Fourth Floor Boston, MA 02114
 Phone 617-854-8000
 Television NBC Sports Boston. Broadcasters: Mike Gorman, Brian Scalabrine, Abby Chin
 Radio 98.5 The Sports Hub Broadcasters: Sean Grande, Cedric Maxwell
 Arena TD Garden (19,156)
 Colors Green, Gold, Black, Brown, Beige and White

BOSTON PR STAFF

Sr. Vice President of Communications
 Christian Megliola (cmegliola@celtics.com)

Vice President of Media Services/Alumni Relations
 Jeff Twiss (jtwiss@celtics.com)

Sr. Director of Public Relations
 Heather Walker (hwalker@celtics.com)

Director of Communications
 Brian Olive (bolive@celtics.com)

Sr. Manager of Communications
 Brandon Chinn (bchinn@celtics.com)

2020-21 SEASON SERIES RESULTS

Feb. 23 vs. Dallas Dallas, 110-107
 Mar. 31 @ Boston Dallas, 113-108

2020-21 REGULAR SEASON VS. CELTICS			2019-20 REGULAR SEASON VS. CELTICS			SERIES HISTORY VS. CELTICS				
DATE	SITE	TIME/RESULT	DATE	SITE	RESULT	ALL-TIME	STREAKS	LAST WIN	LAST LOSS	
2/23/21	Dallas	W, 110-107	11/11/19	Boston	L, 106-116	Overall	38-42	Won 2	Mar. 31	Dec. 18
3/31/21	Boston	W, 113-108	12/18/19	Dallas	L, 103-109	Home	23-17	Won 1	Feb. 23	Dec. 18
						Road	15-25	Won 1	Mar. 31	Nov. 11

2020-21 DALLAS STATISTICS VS. BOSTON

PLAYER	GP-GS	MIN	FG-ATT	FG%	3FG-ATT	3FG%	FT-FTA	FT%	OFF	DEF	TOT/AVG	AST	PF-D	STL	TO	BLK	PTS	AVG
L. Dončić	2-2	72.6	22-38	.579	13-19	.684	10-15	.667	2	16	18/9.0	13	3-11	1	11	0	67	33.5
J. Brunson	2-0	63.2	14-21	.667	6-8	.750	9-9	1.000	0	7	7/3.5	5	3-9	1	3	0	43	21.5
J. Richardson	2-2	69.1	10-21	.476	4-7	.571	0-0	.000	0	10	10/5.0	5	5-1	0	4	1	24	12.0
T. Hardaway Jr.	2-0	50.0	9-27	.333	1-14	.071	2-2	1.000	1	4	5/2.5	5	6-6	0	0	0	21	10.5
K. Porzingis	1-1	32.1	6-15	.400	3-7	.429	4-6	.667	1	7	8/8.0	2	2-5	2	2	3	19	19.0
D. Finney-Smith	2-2	78.0	4-12	.333	3-8	.375	0-0	.000	3	9	12/6.0	1	5-2	4	1	0	11	5.5
B. Marjanović	1-0	13.0	5-7	.714	0-0	.000	0-0	.000	3	5	8/8.0	1	1-0	0	1	0	10	10.0
J. Johnson	1-1	28.1	4-8	.500	0-3	.000	0-0	.000	1	2	3/3.0	3	4-0	2	0	0	8	8.0
W. Cauley-Stein	1-0	23.9	2-2	1.000	0-0	.000	1-2	.500	0	4	4/4.0	0	2-2	0	0	1	5	5.0
M. Kleber	1-1	25.4	1-5	.200	0-3	.000	3-4	.750	0	3	3/3.0	2	3-2	1	1	0	5	5.0
D. Powell	1-1	10.8	1-4	.250	0-0	.000	2-2	1.000	1	1	2/2.0	0	0-2	0	0	0	4	4.0
T. Burke	2-0	5.6	1-2	.500	1-2	.500	0-0	.000	0	0	0/0.0	0	0-0	0	2	0	3	1.5
N. Melli	1-0	5.6	1-3	.333	1-1	1.000	0-0	.000	0	1	1/1.0	1	1-0	0	0	0	3	3.0
J. Green	1-0	2.7	0-1	.000	0-0	.000	0-0	.000	0	0	0/0.0	1	0-0	0	0	0	0	0.0
TEAM	20-10	480.0	80-166	.482	32-72	.444	31-40	.775	12	69	81/40.5	39	35-40	11	25	5	223	111.5

2020-21 BOSTON STATISTICS VS. DALLAS

PLAYER	GP-GS	MIN	FG-ATT	FG%	3FG-ATT	3FG%	FT-FTA	FT%	OFF	DEF	TOT/AVG	AST	PF-D	STL	TO	BLK	PTS	AVG
J. Brown	2-2	74.2	21-37	.568	6-19	.316	5-7	.714	3	8	11/5.5	6	6-4	6	6	0	53	26.5
J. Tatum	2-2	73.7	20-47	.426	4-18	.222	9-10	.900	2	13	15/7.5	7	4-8	4	7	2	53	26.5
K. Walker	2-2	70.6	15-38	.395	6-20	.300	7-7	1.000	0	9	9/4.5	9	5-7	1	1	0	43	21.5
M. Smart	1-1	36.0	5-12	.417	2-7	.286	5-6	.833	2	3	5/5.0	7	2-4	2	0	1	17	17.0
P. Pritchard	2-0	35.0	4-11	.364	3-8	.375	4-4	1.000	1	2	3/1.5	3	4-3	0	1	0	15	7.5
S. Ojeleye	1-0	23.9	3-4	.750	2-3	.667	0-0	.000	1	6	7/7.0	1	1-0	1	0	0	8	8.0
T. Thompson	1-1	21.7	3-6	.500	0-1	.000	2-2	1.000	4	6	10/10.0	2	3-1	1	2	0	8	8.0
E. Fournier	1-0	30.7	3-6	.500	0-2	.000	0-1	.000	0	3	3/3.0	1	2-1	1	0	0	6	6.0
L. Kornet	1-0	16.1	2-5	.400	0-2	.000	0-0	.000	1	1	2/2.0	0	1-0	0	0	1	4	4.0
R. Williams III	1-0	14.1	2-3	.667	0-0	.000	0-2	.000	1	2	3/3.0	0	1-2	0	0	1	4	4.0
D. Theis	1-1	25.9	1-4	.250	0-2	.000	0-2	.000	1	2	3/3.0	0	2-2	1	1	2	2	2.0
M. Wagner	1-1	16.0	1-4	.250	0-1	.000	0-0	.000	2	2	4/4.0	2	3-1	0	2	0	2	2.0
T. Fall	1-0	0.0	0-0	.000	0-0	.000	0-0	.000	0	0	0/0.0	0	0-0	0	0	0	0	0.0
A. Nesmith	2-0	26.2	0-1	.000	0-1	.000	0-0	.000	1	3	4/2.0	0	3-1	0	1	1	0	0.0
G. Williams	2-0	16.1	0-2	.000	0-2	.000	0-0	.000	1	2	3/1.5	1	3-1	0	1	0	0	0.0
TEAM	21-10	480.0	80-180	.444	23-86	.267	32-41	.780	20	62	82/41.0	39	40-35	17	22	8	215	107.5





DATE	SITE	W/L	SCORE	DATE	SITE	W/L	SCORE	DATE	SITE	W/L	SCORE	DATE	SITE	W/L	SCORE	DATE	SITE	W/L	SCORE
12/5/80	BOS	L	87-97	12/29/88	DAL	W	131-115	11/24/96	BOS	L	91-105	12/10/05	DAL	W	103-94	2/9/14	BOS	W	102-91
3/3/81	DAL	L	105-117	3/3/89	BOS	L	106-107	3/13/97	DAL	W	109-107	1/9/06	BOS	W	104-102	3/17/14	DAL	W	94-89
12/16/81	BOS	L	92-109	2/28/90	BOS	L	96-111	2/4/98	BOS	L	99-110	3/16/07	DAL	W	106-101	11/3/14	DAL	W	118-113
3/2/82	DAL	L	97-101	3/14/90	DAL	W	113-102	3/17/98	DAL	W	99-93	3/23/07	BOS	W	109-95	11/2/15	BOS	W	119-101
11/12/82	BOS	L	110-118	12/7/90	DAL	L	104-112	2/28/00	BOS	W	108-100	1/31/08	BOS	L	90-96	11/18/15	BOS	W	106-102
1/8/83	DAL	L	110-114	1/6/91	BOS	L	110-127	3/18/00	DAL	L	99-104	3/20/08	DAL	L	90-94	1/18/16	DAL	W	118-113*
12/30/83	DAL	L	109-114	2/12/92	DAL	W	108-100	12/18/00	BOS	W	106-98	1/25/09	BOS	L	100-124	11/16/16	BOS	L	83-90
3/28/84	BOS	L	107-114	3/1/92	BOS	L	91-101	2/22/01	DAL	W	98-91	2/12/09	DAL	L	92-99	2/13/17	DAL	L	98-111
11/27/84	DAL	L	99-114	2/12/93	DAL	L	100-109	2/21/02	DAL	W	98-92	1/18/10	BOS	W	99-90	11/20/17	DAL	L	102-110*
3/8/85	BOS	L	122-133	3/26/93	BOS	L	97-106	3/29/02	BOS	W	108-82	3/20/10	DAL	L	93-102	12/6/17	BOS	L	90-97
12/18/85	BOS	L	117-137	1/19/94	DAL	L	84-89	11/15/02	BOS	W	97-86	1/18/10	DAL	W	89-87	11/24/18	DAL	W	113-104
3/10/86	DAL	W	116-115	1/24/94	BOS	L	102-110	1/10/03	DAL	W	103-78	2/4/11	BOS	W	101-97	1/4/19	BOS	L	93-114
1/14/87	BOS	L	108-117	12/15/94	DAL	W	122-113	12/17/03	BOS	L	103-105	1/11/12	BOS	W	90-85	11/11/19	BOS	L	106-116
2/18/87	DAL	L	96-113	4/2/95	BOS	L	87-94	3/19/04	DAL	W	120-104	2/20/12	DAL	W	89-73	12/18/19	DAL	L	103-109
2/12/88	DAL	L	104-105	1/7/96	BOS	W	117-96	12/28/04	DAL	W	113-94	12/12/12	BOS	L	115-117**	2/23/21	DAL	W	110-107
4/3/88	BOS	L	101-110	1/19/96	DAL	W	129-124	3/30/05	BOS	W	112-100	3/22/13	DAL	W	104-94	3/31/21	BOS	W	113-108

* overtime

2021-22 VS MAVERICKS

Nov. 6 at Dallas
Mar. 13 at Boston

2020-21 SEASON

36-36 (.500)
in Atlantic

PLAYOFFS

Lost to Brooklyn, 4-1

2020-21 REGULAR SEASON INDIVIDUAL BESTS			2020-21 REGULAR SEASON CELTICS BESTS			2020-21 REGULAR SEASON TEAM		
Points	36	Luka Dončić @ BOS 3/31/21	Points	29	Jaylen Brown vs. BOS 2/23/21	Biggest Win	5	@ BOS 3/31/21
Rebounds	10	Luka Dončić vs. BOS 2/23/21	Rebounds	10	Tristan Thompson vs. BOS 2/23/21			** No Biggest Loss **
Assists	8	Luka Dončić vs. BOS 2/23/21	Assists	7	Marcus Smart @ BOS 3/31/21			

SERIES INFORMATION & NOTES

Overall series Boston leads 42-38**Home games vs. Celtics** Dallas leads 23-17**Road games at Celtics** Boston leads 25-15**Current series streak** Dallas won last two**in Dallas** Dallas won last game**in Boston** Dallas won last game

DALLAS

Last home win 110-107 (2/23/21)**Last road win** 113-108 (3/31/21)**Largest margin of victory** 26 (108-82, 3/29/02)**High point total** 131 (12/29/88)**Low point total** 83 (11/16/16)

BOSTON

Last home 116-106 (11/11/19)**Last road win** 109-103 (12/18/19)**Largest margin of victory** 24 (124-100, 1/25/09)**High point total** 137 (12/18/85)**Low point total** 73 (2/20/12)

Series scoring record vs. Boston

Jim Jackson (40 on 12/15/94)

Series scoring record vs. Dallas

Larry Bird (50 on 3/10/86)

The Mavericks swept the 2020-21 season series, 2-0, after the Celtics had taken seven of the previous eight from 2016-17 to 2019-20...Dirk Nowitzki passed former Celtic Robert Parish (23,334) for 20th place on the NBA's all-time scoring list against Boston (2/20/12)...Nowitzki also recorded his 1,000th career block on 2/20/12, becoming the third player in NBA history with at least 1,000 3-pointers and 1,000 blocks (Clifford Robinson, Rasheed Wallace)...Jason Kidd passed Michael Jordan (2,514) for second place on the NBA's all-time steals list vs. Boston (2/20/12) with his first steal of the game at the 5:59 mark of the second quarter as the Mavericks held the Celtics to an all-time series-low 73 points...Jason Terry scored his 15,000th career point at Boston (2/4/11)...Terry connected on a career-high seven 3-pointers in a 104-102 win for Dallas on 1/9/06...on 2/21/02, Nowitzki notched his first career 20-point, 20-rebound game with a career-high 23 rebounds to go with 33 points...before a Dallas win on 1/7/96, the Celtics had claimed 15 straight victories over the Mavericks in Boston...Boston won the first 11 games of the series until the Mavericks broke the streak on 3/10/86...Brad Davis made 11 straight field goals vs. Boston (3/3/81)...with 50 points, Larry Bird owns the record for most points in a game at Reunion Arena (3/10/86).





DATE	SITE	W/L	SCORE	DATE	SITE	W/L	SCORE	DATE	SITE	W/L	SCORE	DATE	SITE	W/L	SCORE	DATE	SITE	W/L	SCORE
1/27/81	DAL	L	100-112	3/6/89	DAL	W	105-99	1/25/97	DAL	W	92-81	1/14/06	DAL	W	110-77	1/5/15	BKN	W	96-88*
2/22/81	NJN	W	132-109	12/20/89	NJN	W	84-78	2/10/98	NJN	L	81-90	3/19/06	NJN	L	89-100	2/28/15	DAL	L	94-104
11/28/81	DAL	W	111-107	1/29/90	DAL	W	108-98	3/14/98	DAL	L	93-108	12/5/06	NJN	W	92-75	12/23/15	BKN	W	119-118*
2/14/82	NJN	W	111-109	1/7/91	NJN	W	98-87	3/17/99	NJN	L	87-88	3/6/07	DAL	W	102-89	1/29/16	DAL	W	91-79
1/1/83	NJN	L	105-111	3/4/91	DAL	W	102-100	1/22/00	NJN	L	95-98	2/10/08	NJN	L	82-101	3/10/17	DAL	W	105-96
1/28/83	DAL	L	110-115	11/29/91	DAL	L	91-97	1/23/00	NJN	L	95-98	3/8/08	DAL	W	111-91	3/19/17	BKN	W	111-104
11/17/83	DAL	W	115-113	1/14/92	NJN	L	88-97	3/2/00	DAL	L	102-103	12/19/08	NJN	L	97-121	11/29/17	DAL	L	104-109
12/22/83	NJN	L	98-101	2/1/93	DAL	L	96-115	12/10/00	NJN	W	99-73	2/18/09	DAL	W	113-98	3/17/18	BKN	L	106-114
1/26/85	DAL	L	93-103	2/12/93	DAL	L	100-109	3/13/01	DAL	W	122-98	12/2/09	NJN	W	117-101	11/21/18	DAL	W	119-113
3/10/85	NJN	W	126-113	3/21/93	NJN	L	84-106	1/21/02	DAL	W	113-102	3/10/10	DAL	W	96-87	3/4/19	BKN	L	88-127
11/15/85	DAL	W	110-98	11/9/93	DAL	L	80-86	2/6/02	NJN	W	112-100	12/9/10	DAL	W	102-89	1/2/20	DAL	W	123-111
2/17/86	NJN	W	126-124	2/27/94	NJN	L	90-117	11/16/02	NJN	W	96-88	1/22/11	NJN	W	87-86	2/27/21	BKN	W	115-98
11/28/86	DAL	W	119-94	11/5/94	DAL	W	112-103	3/4/03	DAL	W	88-79	2/28/12	DAL	L	92-93	5/6/21	DAL	W	113-109
3/24/87	NJN	W	119-107	2/24/95	NJN	L	104-114	1/20/04	DAL	W	106-93	3/1/13	BKN	W	98-90	--	--	--	--
12/16/87	NJN	W	109-105*	1/5/96	NJN	L	99-107	3/21/04	NJN	W	101-98	3/20/13	DAL	L	96-113	--	--	--	--
2/1/88	DAL	L	103-108	3/5/96	DAL	W	127-117	11/13/04	NJN	W	94-78	1/24/14	BKN	L	106-107	--	--	--	--
12/21/88	NJN	L	120-122*	11/23/96	NJN	L	91-114	1/15/05	DAL	W	98-93	3/23/14	DAL	L	104-107*	--	--	--	--

* overtime

2021-22 VS MAVERICKS

Dec. 7 at Dallas
Mar. 16 at Brooklyn

2020-21 SEASON

48-24 (.667)
in Atlantic

PLAYOFFS

Defeated Boston, 4-1
Lost to Milwaukee, 4-3

2020-21 REGULAR SEASON INDIVIDUAL BESTS			2020-21 REGULAR SEASON NETS BESTS			2020-21 REGULAR SEASON TEAM		
Points	27	Luka Dončić @ BKN 2/27/21	Points	45	Kyrie Irving vs. BKN 5/6/21	Biggest Win	17	@ BKN 2/27/21
Rebounds	10	Dwight Powell vs. BKN 5/6/21, Luka Dončić vs. BKN 5/6/21	Rebounds	10	Blake Griffin vs. BKN 5/6/21	** No Biggest Loss **		
Assists	8	Luka Dončić vs. BKN 5/6/21	Assists	6	James Harden @ BKN 2/27/21			

SERIES INFORMATION & NOTES

Overall series Dallas leads 47-32
Home games vs. Nets Dallas leads 26-14
Road games at Nets Dallas leads 21-18
Current series streak Dallas won last three
in Dallas Dallas won last three
in Brooklyn Dallas won last game

DALLAS

Last home win 113-109 (5/6/21)
Last road win 115-98 (2/27/21)
Largest margin of victory 33 (110-77, 11/14/06)
High point total 132 (2/22/81)
Low point total 80 (11/9/93)

BROOKLYN

Last home win 127-88 (3/4/19)
Last road win 109-104 (11/29/17)
Largest margin of victory 39 (127-88, 3/4/19)
High point total 127 (3/4/19)
Low point total 73 (12/10/00)

Series scoring records vs. Nets

Mark Aguirre (43 on 3/24/87)

Series scoring record vs. Dallas

Kyrie Irving (45 on 5/6/21)

The Mavericks have gone 29-11 (.725) against the Nets since the start of the 2000-01 season...Kyrie Irving scored a series-best 45 points for the Nets in a 113-109 loss at Dallas (5/6/21)...the Nets defeated the Mavericks by a series-record 39 points (127-88) at Brooklyn on 3/4/19 (127-88)...Dirk Nowitzki passed Kevin Garnett (1,462) for fifth place on the NBA's all-time games played list at Brooklyn (3/17/18)...Nowitzki moved into sixth place on the NBA's all-time scoring list, passing Shaquille O'Neal, when he reached 28,597 career points in Dallas' 119-118 overtime win at Brooklyn (12/23/15)...the season prior, Nowitzki (27,412 career points) passed Moses Malone (27,409) for seventh place on the league's all-time scoring list with a dagger 3-pointer in the Mavericks' 96-88 overtime win at Brooklyn (1/5/15)...J.J. Barea scored a career-high 32 points in Dallas' win at Brooklyn (12/23/15)...Dallas won 11 straight games against the Nets from 12/10/00 to 3/19/06...Rolando Blackman set two Mavericks free throw records, going 22-for-23 from the charity stripe in a 126-124 win at New Jersey (2/17/86).





CHARLOTTE HORNETS



Chairman Michael Jordan
 Managing Partner Curtis Polk
 President, Vice Chairman & Alternate Governor Fred Whitfield
 President of Basketball Operations & GM Mitch Kupchak
 Assistant General Manager/Greensboro Swarm President of Basketball Operations Buzz Peterson
 Head Coach James Borrego
 Assistant Coaches .. Jay Triano, Chad Iske, Marlon Garnett, Jay Hernandez, Dutch Gaitley, Nick Friedman, Norman Richards
 Director of Health Care & Sports Performance Joe Sharpe
 Associate Head Athletic Trainer Quinton Sawyer

CHARLOTTE PR STAFF

Chief Communications Officer
 Mike Cristaldi

Director of Basketball Communications
 Brian Travis

Manager of Basketball Communications
 Maggie Yang

Coordinator of Basketball Communications
 Michael Martinez

Senior Director of Corporate Communications
 Josh Rosen

2020-21 SEASON SERIES RESULTS

Dec. 30 vs. Dallas
 Jan. 13 @ Charlotte
 Charlotte, 118-99
 Dallas, 104-93

2020-21 REGULAR SEASON VS. HORNETS			2019-20 REGULAR SEASON VS. HORNETS			SERIES HISTORY VS. HORNETS				
DATE	SITE	TIME/RESULT	DATE	SITE	RESULT	ALL-TIME	STREAKS	LAST WIN	LAST LOSS	
12/30/20	Dallas	L, 99-118	1/4/20	Dallas	L, 120-123 (OT)	Overall	41-20	Won 1	Jan. 13	Dec. 30
1/13/21	Charlotte	W, 104-93	2/8/20	Charlotte	W, 116-100	Home	21-10	Lost 2	Feb. 6	Dec. 30
						Road	20-10	Won 4	Jan. 13	Dec. 1

2020-21 DALLAS STATISTICS VS. CHARLOTTE

PLAYER	GP-GS	MIN	FG-ATT	FG%	3FG-ATT	3FG%	FT-FTA	FT%	OFF	DEF	TOT/AVG	AST	PF-D	STL	TO	BLK	PTS	AVG
L. Dončić	2-2	58.9	18-35	.514	5-14	.357	5-9	.556	2	13	15/7.5	14	6-6	4	7	4	46	23.0
T. Hardaway Jr.	2-2	61.0	14-26	.538	6-16	.375	2-2	1.000	0	4	4/2.0	4	1-6	3	1	0	36	18.0
J. Brunson	1-0	20.3	5-13	.385	2-5	.400	4-6	.667	0	4	4/4.0	4	0-4	1	1	0	16	16.0
K. Porzingis	1-1	21.1	6-16	.375	4-9	.444	0-0	.000	0	4	4/4.0	0	3-1	0	0	2	16	16.0
J. Johnson	2-0	44.8	6-15	.400	1-7	.143	1-5	.200	3	8	11/5.5	6	1-4	4	0	4	14	7.0
M. Kleber	1-0	20.9	4-5	.800	4-5	.800	0-0	.000	1	5	6/6.0	1	1-1	0	2	2	12	12.0
T. Burke	2-0	52.2	3-21	.143	3-14	.214	2-3	.667	1	2	3/1.5	8	2-1	3	2	0	11	5.5
W. Iwundu	2-1	29.9	3-10	.300	1-4	.250	3-4	.750	0	3	3/1.5	1	1-2	0	0	0	10	5.0
B. Marjanović	2-0	18.7	4-8	.500	0-0	.000	2-2	1.000	3	3	6/3.0	0	1-3	0	0	0	10	5.0
W. Cauley-Stein	2-1	39.1	4-4	1.000	0-0	.000	1-4	.250	4	13	17/8.5	2	5-3	1	3	3	9	4.5
D. Powell	1-1	24.3	2-6	.333	0-1	.000	5-7	.714	3	1	4/4.0	2	3-7	1	2	1	9	9.0
D. Finney-Smith	1-1	24.1	2-8	.250	1-6	.167	0-0	.000	4	2	6/6.0	0	2-0	1	1	1	5	5.0
J. Green	2-0	30.8	2-4	.500	0-2	.000	1-4	.250	4	3	7/3.5	1	3-5	0	3	0	5	2.5
J. Richardson	1-1	26.8	1-10	.100	0-4	.000	2-2	1.000	1	1	2/2.0	2	2-2	0	1	1	4	4.0
T. Bey	1-0	1.3	0-1	.000	0-0	.000	0-0	.000	0	0	0/0.0	0	0-0	0	0	0	0	0.0
N. Hinton	1-0	1.3	0-0	.000	0-0	.000	0-0	.000	0	0	0/0.0	0	0-0	0	0	0	0	0.0
T. Terry	2-0	4.9	0-1	.000	0-1	.000	0-1	.000	0	1	1/0.5	1	0-0	0	1	0	0	0.0
TEAM	26-10	480.0	74-183	.404	27-88	.307	28-49	.571	26	67	93/46.5	46	31-45	18	24	18	203	101.5

2020-21 CHARLOTTE STATISTICS VS. DALLAS

PLAYER	GP-GS	MIN	FG-ATT	FG%	3FG-ATT	3FG%	FT-FTA	FT%	OFF	DEF	TOT/AVG	AST	PF-D	STL	TO	BLK	PTS	AVG
T. Rozier	2-2	66.6	16-35	.457	4-12	.333	0-0	.000	1	10	11/5.5	3	7-3	1	4	1	36	18.0
G. Hayward	2-2	57.8	9-31	.290	4-12	.333	5-6	.833	2	9	11/5.5	4	4-4	1	3	1	27	13.5
P. Washington	2-2	49.9	10-23	.435	3-9	.333	4-4	1.000	4	8	12/6.0	9	9-6	1	4	0	27	13.5
L. Ball	2-0	54.8	9-18	.500	4-9	.444	4-5	.800	4	11	15/7.5	10	6-3	1	4	1	26	13.0
M. Bridges	2-0	58.5	8-18	.444	4-9	.444	4-4	1.000	4	18	22/11.0	7	4-4	1	9	2	24	12.0
D. Graham	2-2	65.3	8-22	.364	4-11	.364	1-1	1.000	0	0	0/0.0	12	4-0	5	2	0	21	10.5
B. Biyombo	2-2	54.5	5-8	.625	0-0	.000	4-9	.444	5	10	15/7.5	4	6-7	0	2	5	14	7.0
C. Martin	2-0	18.7	6-7	.857	1-1	1.000	0-1	.000	3	1	4/2.0	1	1-1	2	1	0	13	6.5
C. Martin	2-0	29.2	5-12	.417	0-5	.000	0-2	.000	2	7	9/4.5	5	2-1	2	1	2	10	5.0
J. McDaniels	2-0	17.4	4-6	.667	1-2	.500	1-1	1.000	0	1	1/0.5	0	2-1	0	4	0	10	5.0
V. Carey Jr.	2-0	4.9	1-3	.333	0-1	.000	1-2	.500	2	1	3/1.5	1	0-1	0	0	1	3	1.5
M. Monk	1-0	1.3	0-1	.000	0-1	.000	0-0	.000	0	0	0/0.0	0	0-0	0	0	0	0	0.0
N. Richards	1-0	1.1	0-0	.000	0-0	.000	0-0	.000	0	0	0/0.0	0	0-0	0	0	0	0	0.0
TEAM	24-10	480.0	81-184	.440	25-72	.347	24-35	.686	27	76	103/51.5	56	45-31	14	34	13	211	105.5





DATE	SITE	W/L	SCORE	DATE	SITE	W/L	SCORE	DATE	SITE	W/L	SCORE	DATE	SITE	W/L	SCORE	DATE	SITE	W/L	SCORE
11/17/88	DAL	W	105-93	4/1/94	DAL	L	104-106	11/6/01	DAL	W	110-92	3/1/10	CHA	W	89-84	12/5/16	DAL	L	101-109
12/16/88	CHH	W	107-88	12/10/94	DAL	W	99-86	11/21/01	CHH	W	89-78	10/27/10	DAL	W	101-86	1/10/18	CHA	W	115-111
11/29/89	DAL	W	102-83	3/30/95	CHH	W	125-107	1/21/05	CHA	W	105-99	2/5/11	CHA	W	101-92	3/24/18	DAL	L	98-102
12/19/89	CHH	L	97-102	1/13/96	DAL	L	83-103	3/19/05	DAL	W	104-93	3/15/12	DAL	W	101-96	1/2/19	CHA	W	122-84
4/19/90	CHH	W	111-102	3/7/96	CHH	L	105-119	11/11/05	CHA	W	98-88	11/3/12	DAL	W	126-99	2/6/19	DAL	W	96-93
4/22/90	DAL	W	118-107	1/2/97	CHH	L	97-107	3/3/06	DAL	W	90-76	11/10/12	CHA	L	97-101*	1/4/20	DAL	L	120-123*
1/19/91	DAL	W	110-95	2/25/97	DAL	W	86-84	11/20/06	CHA	W	93-85	12/3/13	DAL	W	89-82	2/8/20	CHA	W	116-100
2/12/91	CHH	L	92-100	11/5/97	CHH	L	103-110	12/26/06	DAL	L	84-97	2/11/14	CHA	L	89-114	12/30/20	DAL	L	99-118
12/11/91	CHH	W	106-103	1/24/98	DAL	L	92-94	1/23/08	CHA	W	102-95	11/17/14	CHA	W	107-80	1/13/21	CHA	W	104-93
3/11/92	DAL	L	105-120	11/17/99	CHH	L	99-104	3/12/08	DAL	W	118-93	2/22/15	DAL	W	92-81	--	--	--	--
11/17/92	CHH	L	111-134	2/3/00	DAL	W	106-96	11/18/08	CHA	W	100-83	11/5/15	DAL	L	94-108	--	--	--	--
1/11/93	DAL	L	113-132	1/17/01	CHH	W	91-90	12/11/08	DAL	W	95-90	3/14/16	CHA	W	107-96	--	--	--	--
2/24/94	CHH	W	115-110	3/24/01	DAL	W	103-100	12/12/09	DAL	W	98-97*	12/1/16	CHA	L	87-97	--	--	--	--

* overtime

2021-22 VS MAVERICKSDec. 13 at Dallas
Mar. 19 at Charlotte**2020-21 SEASON**33-39 (.458)
in Southeast**PLAYOFFS**

Did not qualify

2020-21 REGULAR SEASON INDIVIDUAL BESTS			2020-21 REGULAR SEASON HORNETS BESTS			2020-21 REGULAR SEASON TEAM		
Points	34	Luka Dončić @ CHA 1/13/21	Points	22	LaMelo Ball vs. CHA 12/30/20	Biggest Win	11	@ CHA 1/13/21
Rebounds	14	Willie Cauley-Stein @ CHA 1/13/21	Rebounds	16	Miles Bridges vs. CHA 12/30/20	Biggest Loss	19	vs. CHA 12/30/20
Assists	9	Luka Dončić @ CHA 1/13/21	Assists	7	Devonte' Graham @ CHA 1/13/21			

SERIES INFORMATION & NOTES**Overall series** Dallas leads 41-20**Home games vs. Hornets** Dallas leads 21-10**Road games at Hornets** Dallas leads 20-10**Current series streak** Dallas won last game**in Dallas** Charlotte won last two**in Charlotte** Dallas won last four**DALLAS****Last home win** 99-93 (2/6/19)**Last road win** 104-93 (1/13/21)**Largest margin of victory** 38 (122-84, 1/2/19)**High point total** 126 (11/3/12)**Low point total** 83 (1/13/96)**CHARLOTTE****Last home win** 97-87 (12/1/16)**Last road win** 118-99 (12/30/20)**Largest margin of victory** 25 (114-89, 2/11/14)**High point total** 134 (11/17/92)**Low point total** 76 (3/3/06)**Series scoring record vs. Charlotte**

Luka Dončić (39 on 1/4/20)

Series scoring record vs. Dallas

Kemba Walker (41 on 1/10/18)

The road team has won 10 of the last 12 showdowns...Despite splitting each of the last two season series (with the road team winning all 4 games), Dallas has taken 30 of the last 38 meetings...Luka Dončić recorded a 39-point triple-double in an overtime loss to Charlotte on 1/4/20, marking the highest-scoring effort by a Maverick against the franchise...the Mavericks defeated the Hornets by a series-record 38 points (122-84) at Charlotte on 1/2/19...Dallas went 10-of-17 (.588) from deep in the opening period of that game on 1/2/19, setting a new franchise record for most 3-pointers made in a quarter...Kemba Walker scored a series-best 41 points in a losing effort against Dallas (1/10/18)...Dallas won 21 straight against Charlotte from 2/3/00-11/3/12 (Charlotte was held to 100-or-fewer points in all 21 games)...Jason Kidd dished out 18 assists against Charlotte to begin the 2010-11 campaign (10/27/10), setting a franchise record for the most assists in an opener...Dallas held the Charlotte to a series-low 76 points on 3/3/06.





CHICAGO BULLS



Chairman/Alternate NBA Governor Jerry Reinsdorf
 President & Chief Operating Officer/NBA Governor Michael Reinsdorf
 Executive Vice President - Basketball Operations Arturas Karnisovas
 General Manager Marc Eversley
 Head Coach Billy Donovan
 Assistant Coaches ... Maurice Cheeks, Chris Fleming, Josh Longstaff, John Bryant, Damian Cotter, Billy Schmidt
 Head Athletic Trainer Todd Campbell
 Address 1901 W. Madison Street, Chicago, IL 60612
 Home Court United Center (20,917) - 1994
 Team Colors Red, black and white
 Television NBC Sports Chicago: Adam Amin, Stacey King
 Radio WSCR (670 AM): Chuck Swirsky, Bill Wennington

CHICAGO PR STAFF

Sr. Director of Public and Media Relations
 Tim Hallam (thallam@bulls.com)

Director of Public and Media Relations
 Matt Yob (myob@bulls.com)

Sr. Manager of Public and Media Relations
 Beth Esler (bgrady@bulls.com)

Manager of Public and Media Relations
 Kristen Deahl (kdeahl@bulls.com)

2020-21 SEASON SERIES RESULTS

Jan. 3 @ Chicago Chicago, 118-108
 Jan. 17 vs. Dallas Chicago, 117-101

2020-21 REGULAR SEASON VS. BULLS			2019-20 REGULAR SEASON VS. BULLS			SERIES HISTORY VS. BULLS				
DATE	SITE	TIME/RESULT	DATE	SITE	RESULT		ALL-TIME	STREAKS	LAST WIN	LAST LOSS
1/3/21	Chicago	L, 108-118	1/6/20	Dallas	W, 118-110	Overall	41-40	Lost 3	Jan. 6	Jan. 17
1/17/21	Dallas	L, 101-117	3/2/20	Chicago	L, 107-109	Home	23-18	Lost 1	Jan. 6	Jan. 17
						Road	18-22	Lost 2	Nov. 12	Jan. 3

2020-21 DALLAS STATISTICS VS. CHICAGO

PLAYER	GP-GS	MIN	FG-ATT	FG%	3FG-ATT	3FG%	FT-FTA	FT%	OFF	DEF	TOT/AVG	AST	PF-D	STL	TO	BLK	PTS	AVG
L. Dončić	1-1	37.5	13-30	.433	6-11	.545	4-6	.667	6	10	16/16.0	15	2-7	2	5	0	36	36.0
J. Brunson	1-1	37.5	11-17	.647	3-7	.429	6-6	1.000	0	5	5/5.0	7	0-7	1	4	0	31	31.0
K. Porzingis	1-1	33.4	9-19	.474	0-7	.000	2-2	1.000	2	6	8/8.0	0	5-6	0	0	2	20	20.0
W. Cauley-Stein	2-1	38.8	9-13	.692	0-1	.000	0-3	.000	3	6	9/4.5	0	8-3	0	1	0	18	9.0
M. Kleber	1-0	28.6	5-8	.625	3-6	.500	3-4	.750	1	4	5/5.0	1	3-2	0	0	0	16	16.0
J. Richardson	1-1	35.8	5-14	.357	3-7	.429	3-4	.750	2	2	4/4.0	2	5-4	0	3	1	16	16.0
T. Hardaway Jr.	1-1	33.1	4-15	.267	2-12	.167	3-5	.600	0	4	4/4.0	4	3-3	0	3	0	13	13.0
T. Burke	2-0	46.0	5-16	.313	0-5	.000	2-4	.500	0	6	6/3.0	4	4-3	2	2	0	12	6.0
J. Johnson	2-0	32.9	5-11	.455	1-4	.250	1-4	.250	0	2	2/1.0	1	6-3	2	7	1	12	6.0
W. Iwundu	1-1	30.4	4-7	.571	1-4	.250	0-0	.000	1	2	3/3.0	1	2-2	1	1	0	9	9.0
B. Marjanović	2-0	13.6	4-8	.500	0-0	.000	0-0	.000	4	6	10/5.0	0	4-0	0	0	0	8	4.0
D. Finney-Smith	1-1	35.7	2-5	.400	0-3	.000	1-2	.500	1	5	6/6.0	1	3-1	1	1	1	5	5.0
J. Green	2-1	32.5	1-4	.250	0-2	.000	2-2	1.000	2	3	5/2.5	1	2-1	0	3	0	4	2.0
D. Powell	1-1	20.2	1-5	.200	0-0	.000	2-2	1.000	1	3	4/4.0	4	3-3	1	1	1	4	4.0
T. Terry	2-0	15.6	2-5	.400	0-3	.000	0-0	.000	0	0	0/0.0	0	0-1	2	0	0	4	2.0
T. Bey	1-0	2.0	0-1	.000	0-0	.000	1-2	.500	0	1	1/1.0	0	0-1	0	0	0	1	1.0
N. Hinton	2-0	6.4	0-4	.000	0-1	.000	0-0	.000	0	0	0/0.0	0	0-0	0	0	0	0	0.0
TEAM	24-10	480.0	80-182	.440	19-73	.260	30-46	.652	23	65	88/44.0	41	50-47	12	31	6	209	104.5

2020-21 CHICAGO STATISTICS VS. DALLAS

PLAYER	GP-GS	MIN	FG-ATT	FG%	3FG-ATT	3FG%	FT-FTA	FT%	OFF	DEF	TOT/AVG	AST	PF-D	STL	TO	BLK	PTS	AVG
Z. LaVine	2-2	70.0	15-33	.455	3-14	.214	16-17	.941	0	6	6/3.0	15	7-14	6	6	0	49	24.5
L. Markkanen	1-1	32.9	10-19	.526	2-7	.286	7-8	.875	1	9	10/10.0	3	2-4	0	2	0	29	29.0
O. Porter Jr.	2-1	51.7	11-21	.524	2-7	.286	5-6	.833	2	14	16/8.0	4	4-6	3	4	0	29	14.5
G. Temple	2-0	54.1	10-21	.476	3-9	.333	1-2	.500	2	6	8/4.0	3	6-1	2	1	1	24	12.0
C. White	2-2	58.1	7-19	.368	4-11	.364	5-5	1.000	1	9	10/5.0	8	6-5	1	5	0	23	11.5
T. Young	2-0	47.9	10-16	.625	1-3	.333	1-2	.500	4	3	7/3.5	4	6-2	3	4	2	22	11.0
W. Carter Jr.	2-2	49.4	5-15	.333	1-2	.500	8-13	.615	4	10	14/7.0	2	4-9	6	3	1	19	9.5
D. Gafford	2-0	32.2	6-6	1.000	0-0	.000	7-8	.875	2	4	6/3.0	1	5-7	0	1	2	19	9.5
P. Williams	2-2	51.0	5-13	.385	1-2	.500	0-0	.000	0	10	10/5.0	2	5-1	3	1	2	11	5.5
D. Valentine	1-0	15.8	2-4	.500	2-4	.500	0-0	.000	0	4	4/4.0	1	0-0	1	0	0	6	6.0
R. Arcidiacono	1-0	16.9	1-3	.333	1-3	.333	1-2	.500	0	4	4/4.0	5	2-1	0	2	0	4	4.0
TEAM	19-10	480.0	82-170	.482	20-62	.323	51-63	.810	16	79	95/47.5	48	47-50	25	29	8	235	117.5





DATE	SITE	W/L	SCORE	DATE	SITE	W/L	SCORE	DATE	SITE	W/L	SCORE	DATE	SITE	W/L	SCORE	DATE	SITE	W/L	SCORE
1/13/81	DAL	W	112-106	1/24/89	CHI	L	91-109	12/29/97	CHI	L	105-111	11/14/06	DAL	W	111-99	2/23/15	DAL	L	98-102
1/23/81	CHI	L	98-106	12/12/89	CHI	L	97-105	3/12/98	DAL	W	104-97	1/25/07	CHI	L	85-96	12/26/15	DAL	W	118-111
2/21/82	CHI	W	113-97	4/7/90	DAL	L	108-109	4/28/99	DAL	W	101-83	12/3/07	CHI	W	103-88	1/15/16	CHI	W	83-77
3/17/82	DAL	L	92-102	2/1/91	DAL	L	90-101	11/27/99	DAL	W	95-83	2/25/08	DAL	W	102-94	12/3/16	DAL	W	107-82
11/24/82	DAL	W	133-127	3/1/91	CHI	L	86-109	12/2/99	CHI	W	101-95	11/13/08	CHI	L	91-98	1/17/17	CHI	W	99-98
2/20/83	CHI	L	111-124	11/8/91	CHI	L	92-108	12/8/00	DAL	W	105-86	2/7/09	DAL	W	115-114*	1/5/18	DAL	L	124-127
12/3/83	DAL	W	110-100	11/31/92	DAL	L	92-107	1/8/01	CHI	W	104-91	3/6/10	CHI	W	122-116	3/2/18	CHI	L	100-108
12/17/83	CHI	L	84-102	1/26/93	DAL	L	88-123	12/27/01	DAL	W	89-74	3/17/10	DAL	W	113-106	10/22/18	DAL	W	115-109
12/8/84	CHI	L	97-99	3/3/93	CHI	L	97-125	1/2/02	CHI	W	107-97	11/19/10	DAL	L	83-88	11/12/18	CHI	W	103-98
3/23/85	DAL	L	97-107	11/26/93	DAL	L	85-108	11/8/02	CHI	W	114-87	1/20/11	CHI	L	77-82	1/6/20	DAL	W	118-110
1/27/86	DAL	W	124-116	1/8/94	CHI	L	81-100	11/30/02	DAL	W	103-90	4/21/12	CHI	L	83-93	3/2/20	CHI	L	107-109
2/16/86	CHI	W	120-114	11/12/94	CHI	W	124-120*	11/25/03	DAL	W	124-98	11/28/12	CHI	L	78-101	1/3/21	CHI	L	108-118
3/8/87	CHI	L	105-115*	11/19/94	DAL	L	85-111	1/23/04	CHI	W	106-93	3/30/13	DAL	W	100-98	1/17/21	DAL	L	101-117
3/17/87	DAL	W	114-96	11/21/95	DAL	L	102-108*	12/13/04	CHI	W	94-93	12/28/13	CHI	W	105-83	--	--	--	--
11/27/87	DAL	W	94-93	12/19/95	CHI	L	101-114	2/8/05	DAL	L	100-107	2/28/14	DAL	L	91-100	--	--	--	--
12/22/87	CHI	W	111-100	11/29/96	DAL	L	97-116	12/5/05	CHI	W	102-94	12/2/14	CHI	W	132-129**	--	--	--	--
12/3/88	DAL	L	100-113	3/25/97	CHI	L	92-94	1/31/06	DAL	W	98-94	1/23/15	DAL	L	98-102	--	--	--	--

* overtime

2021-22 VS MAVERICKS

Nov. 10 at Chicago
Jan. 9 at Dallas

2020-21 SEASON

31-41 (.431)
in Central

PLAYOFFS

Did not qualify

2020-21 REGULAR SEASON INDIVIDUAL BESTS			2020-21 REGULAR SEASON BULLS BESTS			2020-21 REGULAR SEASON TEAM		
Points	36	Luka Dončić vs. CHI 1/17/21	Points	39	Zach LaVine @ CHI 1/3/21	** No Biggest Win **		
Rebounds	16	Luka Dončić vs. CHI 1/17/21	Rebounds	10	Lauri Markkanen vs. CHI 1/17/21	Biggest Loss	16	vs. CHI 1/17/21
Assists	15	Luka Dončić vs. CHI 1/17/21	Assists	10	Zach LaVine vs. CHI 1/17/21			

SERIES INFORMATION & NOTES

Overall Series Dallas leads 41-39**Home games vs. Bulls** Dallas leads 23-17**Road games at Bulls** Chicago leads 22-18**Current series streak** Chicago won last three**in Dallas** Chicago won last game**in Chicago** Chicago won last two

DALLAS

Last home win 118-110 (1/6/20)**Last road win** 103-98 (11/12/18)**Largest margin of victory** 27 (114-87, 11/8/02)**High point total** 133 (11/24/82)**Low point total** 77 (1/20/11)

CHICAGO

Last home win 118-108 (1/3/21)**Last road win** 117-101 (1/17/21)**Largest margin of victory** 35 (123-88, 1/26/93)**High point total** 127 (twice)**Low point total** 74 (12/27/01)

Series scoring record vs. Chicago

Jamal Mashburn (50 on 11/12/94)

Series scoring record vs. Dallas

George Gervin (45 on 1/27/86)

The Bulls have taken the last three meetings, after the Mavericks won 10 of the previous 14...Dallas has gone 31-14 (.689) in the last 45 matchups between the two clubs...on 3/30/12, Dirk Nowitzki hit a game-winning 3-pointer with 2.9 seconds left to give the Mavericks a 100-98 victory...Chicago's 107-100 win in Dallas on 2/8/05 snapped a 13-game losing streak against the Mavericks and marked the first time the Bulls cracked the century mark against the Mavericks since their previous win on 12/29/97...Dallas defeated Chicago just once from December 1988 through February 1998.





DATE	SITE	W/L	SCORE	DATE	SITE	W/L	SCORE	DATE	SITE	W/L	SCORE	DATE	SITE	W/L	SCORE	DATE	SITE	W/L	SCORE
12/2/80	DAL	L	102-109	12/10/88	DAL	L	98-102	3/22/97	DAL	L	72-75	3/14/06	DAL	W	91-87	2/3/14	DAL	W	124-107
12/29/80	CLE	L	100-112	3/28/89	CLE	L	90-102	3/30/97	CLE	L	80-84	3/29/06	CLE	L	94-107	1/4/15	CLE	W	109-90
11/3/81	DAL	L	110-125	1/20/90	DAL	W	105-96*	12/23/97	CLE	L	85-99	3/1/07	DAL	W	95-82	3/10/15	DAL	L	94-127
2/20/82	CLE	L	109-116	2/18/90	CLE	W	95-87	1/27/98	DAL	W	84-77*	3/21/07	CLE	W	99-90	1/12/16	DAL	L	107-110*
2/16/83	CLE	L	96-99	1/23/91	DAL	L	85-99	11/30/99	CLE	L	99-106	10/31/07	CLE	W	92-74	3/16/16	CLE	L	98-99
3/5/83	DAL	L	91-98	2/13/91	CLE	L	93-95	3/23/00	DAL	L	87-97	12/27/07	DAL	L	81-88	11/25/16	CLE	L	90-128
11/4/83	CLE	L	84-105	11/5/91	DAL	L	101-112	12/12/00	CLE	L	87-92	11/3/08	DAL	L	81-100	1/30/17	DAL	W	104-97
3/7/84	DAL	W	115-103	12/14/91	CLE	W	99-97	2/15/01	DAL	W	102-81	3/29/09	CLE	L	74-102	11/11/17	DAL	L	104-111
2/12/85	CLE	W	131-112	11/21/92	DAL	L	108-119	11/14/01	CLE	W	107-94	11/28/09	CLE	L	95-111	4/1/18	CLE	L	87-98
3/16/85	DAL	L	128-135*	2/17/93	CLE	L	97-124	12/13/01	DAL	W	102-82	12/20/09	DAL	W	102-95	2/2/19	CLE	W	111-98
12/22/85	CLE	L	105-119	2/26/94	CLE	L	99-110	11/13/02	CLE	W	103-99	1/2/11	CLE	W	104-95	3/16/19	DAL	W	121-116
1/31/86	DAL	W	107-91	4/2/94	DAL	L	88-95	3/18/03	DAL	W	114-93	2/7/11	DAL	W	99-96	11/3/19	CLE	W	131-111
11/15/86	DAL	W	111-96	3/2/95	DAL	W	90-84	2/18/04	CLE	W	114-98	2/4/12	CLE	L	88-91	11/22/19	DAL	W	143-101
3/29/87	CLE	W	101-98	3/20/95	CLE	W	102-100*	3/30/04	DAL	W	126-109	11/17/12	CLE	W	103-95	5/7/21	DAL	W	110-90
12/15/87	CLE	L	93-106	12/3/95	CLE	L	107-108*	3/26/05	DAL	W	117-86	3/15/13	DAL	W	96-86	5/9/21	CLE	W	124-97
2/24/88	DAL	W	93-89	3/19/96	DAL	L	72-81	4/3/05	CLE	L	80-100	1/20/14	CLE	W	102-97	--	--	--	--

* overtime

2021-22 VS MAVERICKS

Nov. 29 at Dallas
Mar. 30 at Cleveland

2020-21 SEASON

22-50 (.306)
in Central

PLAYOFFS

Did not qualify

2020-21 REGULAR SEASON INDIVIDUAL BESTS			2020-21 REGULAR SEASON CAVALIERS BESTS			2020-21 REGULAR SEASON TEAM		
Points	25	Tim Hardaway Jr. @ CLE 5/9/21	Points	27	Collin Sexton vs. CLE 5/7/21	Biggest Win	27	@ CLE 5/9/21
Rebounds	9	Dwight Powell @ CLE 5/9/21	Rebounds	12	Jarrett Allen vs. CLE 5/7/21			** No Biggest Loss **
Assists	7	Jalen Brunson @ CLE 5/9/21	Assists	7	Collin Sexton @ CLE 5/9/21, Cedi Osman vs. CLE 5/7/21			

SERIES INFORMATION & NOTES

Overall Series Cleveland leads 40-39**Home Games vs. Cavaliers** Dallas leads 22-17**Road Games vs. Cavaliers** Cleveland leads 23-17**Current Series Streak** Dallas won last six**in Dallas** Dallas won last three**in Cleveland** Dallas won last three

DALLAS

Last Home Win 110-90 (5/7/21)**Last Road Win** 124-97 (5/9/21)**Largest Margin of Victory** 42 (143-101, 11/22/19)**High Point Total** 143 (11/22/19)**Low Point Total** 72 (twice)

CLEVELAND

Last Home Win 98-87 (4/1/18)**Last Road Win** 111-104 (11/11/17)**Largest Margin of Victory** 38 (128-90, 11/25/16)**High Point Total** 135 (OT) (3/16/85)**Low Point Total** 74 (10/31/07)

Series scoring record vs. Cleveland

Michael Finley (39 on 1/27/98)

Series scoring records vs. Dallas

LeBron James (46 on 3/29/06)

The Mavericks have taken the last six meetings (after Cleveland won 6 of the previous 7)...Dallas recorded 32 assists and just five turnovers a 121-116 win over Cleveland (3/16/19), marking the first time in franchise history that the Mavericks dished out 30+ assists while committing five-or-fewer miscues...the Mavericks accomplished the feat against Cleveland again on 11/22/19, finishing with 31 helpers and only five giveaways in 143-101 win...Dallas set series records for margin of victory (42) and highest point total (143) in its win on 11/22/19...LeBron James scored 46 points in Cleveland's 107-94 win on 3/29/06, setting the series high-scoring mark for the Cavaliers...the Cavaliers' 74 points in the 2007-08 season opener (10/31/07) was their fewest in the all-time series...Cleveland held Dallas to a series-low 72 points in both 1996 and 1997 (both wins).





DATE	SITE	W/L	SCORE	DATE	SITE	W/L	SCORE	DATE	SITE	W/L	SCORE	DATE	SITE	W/L	SCORE	DATE	SITE	W/L	SCORE
10/15/80	DEN	L	98-133	12/19/86	DAL	W	141-118	12/5/93	DEN	L	110-115	12/18/02	DEN	W	80-75	12/26/11	DAL	L	93-115
11/28/80	DAL	L	117-119*	12/26/86	DEN	W	123-121	12/28/93	DAL	L	85-97	1/6/03	DAL	W	86-71	2/8/12	DEN	W	105-95
12/10/80	DEN	L	107-116	1/9/87	DEN	W	113-116	2/6/94	DEN	L	89-99	2/1/03	DAL	W	122-100	2/15/12	DAL	W	102-84
12/26/80	DAL	W	119-111	1/29/87	DEN	W	132-102	3/26/94	DEN	L	101-112	3/24/03	DEN	W	108-96	3/19/12	DEN	W	112-95
3/20/81	DAL	W	126-125	3/4/87	DAL	W	115-107	4/15/94	DAL	W	99-97	11/22/03	DAL	W	115-101	3/19/12	DEN	W	112-95
3/25/81	DEN	W	126-115	11/28/87	DEN	L	98-106	11/8/94	DAL	L	107-115	11/28/03	DEN	L	103-113	12/28/12	DAL	L	85-106
11/25/81	DEN	L	133-139	12/5/87	DAL	W	109-96	11/26/94	DEN	W	124-123*	1/16/04	DEN	W	91-88	4/4/13	DEN	L	94-95
12/5/81	DAL	W	109-105	2/3/88	DEN	L	105-115	12/1/94	DAL	L	80-89	1/31/04	DAL	L	102-107	4/12/13	DAL	W	108-105*
12/26/81	DAL	L	117-124	2/29/88	DAL	W	123-96	1/12/95	DEN	L	78-94	11/21/04	DEN	L	82-110	11/23/13	DEN	L	100-102
1/15/82	DEN	L	113-128	4/9/88	DAL	W	135-109	3/7/95	DAL	L	96-99	12/26/04	DEN	W	102-88	11/25/13	DAL	L	96-110
3/31/82	DAL	L	119-120	4/17/88	DEN	L	122-133	11/24/95	DAL	L	109-112*	1/23/05	DAL	W	95-93	3/5/14	DEN	L	110-115
4/17/82	DEN	L	124-130	4/123/88	DAL	W	125-106	12/26/95	DEN	L	102-114	11/15/05	DAL	W	83-80	3/21/14	DAL	W	122-106
10/29/82	DEN	W	125-117	1/7/89	DEN	L	94-115	2/29/96	DEN	W	137-120	1/6/06	DEN	W	114-112*	1/14/15	DEN	W	107-114
11/13/82	DAL	L	130-140	1/18/89	DAL	W	102-92	4/18/96	DAL	W	132-98	2/10/06	DEN	W	113-104	1/16/15	DAL	W	97-89
11/30/82	DEN	W	140-129	2/22/89	DEN	L	106-109	11/1/96	DEN	W	92-91	2/10/06	DEN	L	104-113	4/10/15	DEN	W	144-143**
1/14/83	DAL	W	149-139	3/24/89	DAL	L	105-114	11/1/97	DAL	W	104-99	4/2/06	DAL	W	103-79	11/28/15	DAL	W	92-81
4/8/83	DAL	L	115-132	4/23/89	DEN	W	113-96	1/18/97	DEN	W	107-104	12/9/06	DAL	W	105-90	2/26/16	DAL	W	122-116*
4/15/83	DEN	L	126-137	1/12/89	DEN	L	95-111	4/19/97	DAL	L	95-100	12/31/06	DEN	W	89-83	3/6/16	DEN	L	114-116*
11/1/83	DEN	W	130-124	12/30/89	DAL	W	116-109*	1/6/98	DAL	W	108-90	2/24/07	DAL	W	115-95	3/28/16	DEN	W	97-88
1/7/84	DEN	L	117-141	1/15/90	DEN	L	90-101	1/31/98	DEN	L	98-110	4/6/07	DEN	L	71-75	12/12/16	DEN	W	112-92
1/15/84	DAL	W	126-107	3/3/90	DEN	L	89-106	3/25/98	DEN	W	105-94	4/6/07	DEN	L	71-75	12/19/16	DEN	L	107-117
2/3/84	DAL	L	111-114	3/16/90	DAL	W	104-97	4/11/98	DAL	W	99-81	12/6/07	DAL	L	109-122	2/6/17	DEN	L	87-110
2/8/84	DEN	W	120-114	11/3/90	DAL	W	140-110	2/12/99	DEN	L	94-100	1/27/08	DAL	W	90-85	4/11/17	DAL	L	91-109
3/24/84	DAL	W	119-101	12/22/90	DEN	W	119-110	2/25/99	DAL	W	90-81	3/27/08	DEN	L	105-118	12/4/17	DAL	W	122-105
12/21/84	DEN	L	93-116	3/10/91	DEN	L	110-124	3/26/99	DAL	W	98-79	11/7/08	DEN	L	105-108	1/16/18	DEN	L	102-105
1/31/85	DEN	L	110-121	4/2/91	DAL	W	133-126	1/4/00	DEN	L	96-98	11/7/08	DEN	L	105-108	1/27/18	DEN	L	89-91
2/3/85	DAL	W	114-106	11/19/91	DEN	W	96-93	1/29/00	DAL	W	107-96	12/15/08	DAL	L	88-98	3/6/18	DAL	W	118-107
3/1/85	DAL	L	140-141*	1/16/92	DAL	L	90-101	2/26/00	DAL	W	98-96	1/13/09	DEN	L	97-99	12/18/18	DEN	L	118-126
3/15/85	DAL	W	127-108	2/14/92	DEN	L	85-105	4/6/00	DEN	W	116-115*	3/27/09	DAL	L	101-103	2/22/19	DAL	L	104-114
3/18/85	DEN	L	111-113	3/29/92	DAL	W	105-98	11/6/00	DEN	W	104-96	12/27/09	DEN	W	100-90	3/14/19	DEN	L	99-100
11/7/85	DEN	L	99-131	4/19/92	DEN	W	104-92	11/25/00	DAL	W	108-84	2/9/10	DEN	L	91-127	3/14/19	DEN	L	99-100
12/14/85	DAL	W	127-100	1/16/93	DEN	L	91-106	1/20/01	DAL	W	97-79	3/29/10	DAL	W	109-93	10/29/19	DEN	W	109-106
1/7/86	DEN	L	110-132	1/21/93	DAL	L	94-110	1/27/01	DEN	L	100-102	11/3/10	DEN	W	102-93	1/8/20	DAL	L	106-107
2/12/86	DAL	W	117-110	2/6/93	DEN	L	93-111	11/8/01	DAL	W	105-91	11/6/10	DAL	L	92-103	3/11/20	DAL	W	113-97
2/22/86	DEN	L	106-113	2/24/93	DAL	L	92-113	1/8/02	DAL	W	95-94	2/10/11	DEN	L	120-121	1/7/21	DEN	W	124-117*
4/3/86	DAL	W	115-114	4/16/93	DAL	W	99-86	1/24/02	DEN	W	104-97	2/10/11	DEN	L	120-121	1/25/21	DAL	L	113-117
11/14/86	DEN	L	138-142	4/21/93	DEN	L	112-137	3/3/02	DEN	W	116-110*	4/6/11	DAL	L	96-104	3/13/21	DEN	W	116-103

* overtime

2021-22 VS MAVERICKS

Oct. 29 at Denver
Nov. 15 at Dallas
Jan. 3 at Dallas

2020-21 SEASON

47-25 (.653)
in Northwest

PLAYOFFS

Defeated Portland, 4-2
Lost to Phoenix, 4-0

2020-21 REGULAR SEASON INDIVIDUAL BESTS			2020-21 REGULAR SEASON NUGGETS BESTS			2020-21 REGULAR SEASON TEAM		
Points	38	Luka Dončić @ DEN 1/7/21	Points	38	Nikola Jokic @ DEN 1/7/21	Biggest Win	13	@ DEN 3/13/21
Rebounds	11	Luka Dončić vs. DEN 1/25/21	Rebounds	11	Nikola Jokic @ DEN 1/7/21	Biggest Loss	4	vs. DEN 1/25/21
Assists	16	Luka Dončić vs. DEN 1/25/21	Assists	11	Nikola Jokic @ DEN 3/13/21			

SERIES INFORMATION & NOTES

Overall series Dallas leads 92-87

Home games vs. Nuggets Dallas leads 57-31

Road games at Nuggets Denver leads 56-35

Current series streak Dallas won last game

in Dallas Denver won last game

in Denver Dallas won last three

DALLAS

Last home win 113-97 (3/11/20)

Last road win 116-103 (3/13/21)

Largest margin of victory 34 (132-98, 4/18/96)

High point total 149 (1/14/83)

Low point total 71 (4/6/07)

DENVER

Last home win 100-99 (3/14/19)

Last road win 117-113 (1/25/21)

Largest margin of victory 36 (127-91, 2/9/10)

High point total 143 (2OT) (4/10/15)

Low point total 71 (1/6/03)

Series scoring record vs. Denver

Jim Jackson (50 on 11/26/94)

Series scoring record vs. Dallas

Danilo Gallinari (47 on 4/10/15)

The Mavericks have taken four of the last six meetings, after the Nuggets won eight of the previous 10...Luka Dončić registered 35 points, 11 rebounds, 16 assists and 4 steals in a 117-113 loss to Denver on 1/25/21, joining LeBron James (39-12-16-4, LAL at DAL, 11/1/19) as the only players in NBA history to post those numbers in a game...Dallas defeated Denver 113-97 on 3/11/20, in what was the final game before the 2019-20 season was temporarily suspended due to the COVID-19 pandemic...the Mavericks tied a franchise record with nine double-figure scorers in their 109-106 win at Denver (10/29/19)...Nikola Jokic hit a turnaround jumper at the buzzer to give the Nuggets a 100-99 win on 3/14/19...the Mavericks held the Nuggets to an opponent-low five points in the third period on 11/28/15...on 4/10/15, the Mavericks defeated the Nuggets 144-143 in double overtime...the 143 points by Denver marked its most in the all-time series...Danilo Gallinari finished that game with 47 points, which set a Nuggets scoring record in the series...the Mavericks came back from 25 down in the first quarter to defeat the Nuggets 124-123 in overtime on 11/12/94, marking their second-biggest comeback in team history...Mark Aguirre recorded the first triple-double (30 points, 11 rebounds, 16 assists) in Mavericks history in a 149-139 win over the Nuggets (1/14/83)...the 149 points are tied for the most by Dallas in a regulation-length game.





DETROIT PISTONS



Owner Tom Gores
 Vice Chairman Arn Tellem
 General Manager Troy Weaver
 Head Coach Dwane Casey
 Assistant Coaches Rex Kalamian, Jerome Allen, Jim Moran, Bill Bayno
 Athletic Trainer Jim Scholler
 Radio 97.1 The Ticket: Mark Champion, Rick Mahorn, George Blaha
 TV Bally Sports Detroit: George Blaha, Greg Kelsner
 Home Court Little Caesars Arena (20,491)
 Team Colors Red, White, Blue

DETROIT PR STAFF

Sr. Vice President, Public Relations
 Kevin Grigg (kgrigg@pistons.com)

Vice President, Public Relations
 Cletus Lewis (clewis@pistons.com)

Manager, Public Relations
 Josh Schur (jschur@pistons.com)

2020-21 SEASON SERIES RESULTS

Apr. 21 vs. Dallas Dallas, 127-117
 Apr. 29 @ Detroit Dallas, 115-105

2020-21 REGULAR SEASON VS. PISTONS

DATE	SITE	TIME/RESULT
4/21/21	Dallas	W, 127-117
4/29/21	Detroit	W, 115-105

2019-20 REGULAR SEASON VS. PISTONS

DATE	SITE	RESULT
12/12/19	Detroit	W, 122-111

SERIES HISTORY VS. PISTONS

	ALL-TIME	STREAKS	LAST WIN	LAST LOSS
Overall	37-42	Won 3	Apr. 29	Jan. 31
Home	19-19	Won 3	Apr. 21	Dec. 14
Road	18-23	Won 2	Apr. 29	Jan. 31

2020-21 DALLAS STATISTICS VS. DETROIT

PLAYER	GP-GS	MIN	FG-ATT	FG%	3FG-ATT	3FG%	FT-FTA	FT%	OFF	DEF	TOT/AVG	AST	PF-D	STL	TO	BLK	PTS	AVG
T. Hardaway Jr.	2-1	61.7	19-36	.528	9-19	.474	10-10	1.000	1	1	21/0	5	3-4	1	3	0	57	28.5
J. Brunson	2-1	62.0	13-27	.481	2-6	.333	5-5	1.000	1	8	9/4.5	9	0-6	0	1	0	33	16.5
L. Dončić	1-1	33.0	10-22	.455	4-11	.364	6-10	.600	2	8	10/10.0	9	2-6	2	3	0	30	30.0
K. Porzingis	2-2	53.7	11-24	.458	3-8	.375	5-6	.833	1	7	8/4.0	4	6-7	3	0	0	30	15.0
J. Richardson	2-2	59.6	7-21	.333	3-6	.500	5-6	.833	2	8	10/5.0	5	5-7	3	3	0	22	11.0
T. Burke	1-0	18.7	5-8	.625	1-2	.500	4-4	1.000	0	1	1/1.0	2	3-3	1	3	1	15	15.0
D. Powell	2-2	37.3	6-8	.750	0-1	.000	2-3	.667	3	2	5/2.5	1	2-5	1	2	1	14	7.0
D. Finney-Smith	1-1	35.0	4-7	.571	3-6	.500	0-0	.000	0	3	3/3.0	0	3-0	1	0	0	11	11.0
J. Redick	2-0	23.4	3-12	.250	3-10	.300	0-0	.000	0	3	3/1.5	4	4-2	1	1	0	9	4.5
W. Cauley-Stein	2-0	24.6	3-5	.600	0-0	.000	2-3	.667	3	2	5/2.5	1	10-4	0	1	1	8	4.0
M. Kleber	2-0	41.5	2-6	.333	1-4	.250	0-0	.000	2	10	12/6.0	3	0-1	1	0	1	5	2.5
J. Green	1-0	14.1	2-2	1.000	0-0	.000	0-0	.000	1	1	2/2.0	2	2-1	0	0	0	4	4.0
B. Marjanović	1-0	9.9	1-3	.333	0-0	.000	2-2	1.000	3	4	7/7.0	2	1-1	0	0	0	4	4.0
N. Melli	1-0	5.6	0-0	.000	0-0	.000	0-0	.000	0	1	1/1.0	0	1-0	0	0	0	0	0.0
TEAM	22-10	480.0	86-181	.475	29-73	.397	41-49	.837	19	59	78/39.0	47	42-47	14	17	4	242	121.0

2020-21 DETROIT STATISTICS VS. DALLAS

PLAYER	GP-GS	MIN	FG-ATT	FG%	3FG-ATT	3FG%	FT-FTA	FT%	OFF	DEF	TOT/AVG	AST	PF-D	STL	TO	BLK	PTS	AVG
S. Bey	2-2	60.9	8-18	.444	6-13	.462	7-9	.778	1	10	11/5.5	5	2-4	1	2	0	29	14.5
I. Stewart	2-1	45.2	12-20	.600	2-5	.400	1-2	.500	4	12	16/8.0	2	7-2	2	1	3	27	13.5
J. Grant	1-1	26.8	9-16	.563	3-6	.500	5-8	.625	0	2	2/2.0	2	4-6	0	1	0	26	26.0
J. Jackson	2-2	50.3	8-15	.533	3-6	.500	6-7	.857	0	3	3/1.5	9	3-4	2	7	1	25	12.5
C. Joseph	1-1	36.0	9-15	.600	3-5	.600	3-4	.750	1	4	5/5.0	5	2-3	0	3	1	24	24.0
F. Jackson	2-0	44.6	8-16	.500	2-8	.250	5-5	1.000	0	5	5/2.5	2	2-2	0	2	0	23	11.5
S. Doumbouya	1-1	29.3	5-10	.500	1-5	.200	3-6	.500	0	2	2/2.0	1	3-3	0	1	0	14	14.0
M. Plumlee	1-1	32.1	4-4	1.000	0-0	.000	5-5	1.000	2	14	16/16.0	7	6-4	0	2	0	13	13.0
H. Diallo	2-0	45.7	3-12	.250	0-4	.000	6-11	.545	1	12	13/6.5	3	4-6	1	3	1	12	6.0
W. Ellington	1-0	18.6	3-7	.429	3-7	.429	2-2	1.000	0	0	0/0.0	2	1-2	0	0	0	11	11.0
S. Lee	2-0	30.0	3-8	.375	0-0	.000	2-2	1.000	0	3	3/1.5	5	5-4	0	3	0	8	4.0
T. Cook	2-0	12.0	1-1	1.000	0-0	.000	2-2	1.000	1	1	2/1.0	1	4-1	0	1	0	4	2.0
J. Okafor	1-0	18.8	2-2	1.000	0-0	.000	0-2	.000	0	2	2/2.0	1	2-1	1	2	1	4	4.0
K. Hayes	1-1	30.0	1-6	.167	0-2	.000	0-0	.000	0	1	1/1.0	11	2-0	2	3	0	2	2.0
TEAM	21-10	480.0	76-150	.507	23-61	.377	47-65	.723	10	71	81/40.5	56	47-42	9	31	7	222	111.0

2021-22 VS MAVERICKS

Feb. 8 at Dallas
 Apr. 6 at Detroit

2020-21 SEASON

20-52 (.278)
 in Central

PLAYOFFS

Did not qualify

2020-21 REGULAR SEASON INDIVIDUAL BESTS

Points 42 Tim Hardaway Jr. @ DET 4/29/21
 Rebounds 10 Luka Dončić vs. DET 4/21/21
 Assists 9 Luka Dončić vs. DET 4/21/21

2020-21 REGULAR SEASON PISTONS BESTS

Points 26 Jerami Grant vs. DET 4/21/21
 Rebounds 16 Mason Plumlee vs. DET 4/21/21
 Assists 11 Killian Hayes @ DET 4/29/21

2020-21 REGULAR SEASON TEAM

Biggest Win 10 vs. DET 4/21/21, @ DET 4/29/21
 ** No Biggest Loss **





DATE	SITE	W/L	SCORE	DATE	SITE	W/L	SCORE	DATE	SITE	W/L	SCORE	DATE	SITE	W/L	SCORE	DATE	SITE	W/L	SCORE
11/8/80	DET	L	73-101	11/15/88	DAL	L	99-108	11/6/96	DET	L	84-103	3/28/05	DET	W	95-88	1/26/14	DAL	W	116-106
2/10/81	DAL	L	95-101	3/27/89	DET	L	77-90	4/1/97	DAL	L	82-100	11/19/05	DAL	W	119-82	2/22/14	DET	W	113-102
12/22/81	DAL	L	98-106	3/18/90	DET	L	84-114	2/21/98	DAL	L	82-94	3/28/06	DET	L	90-97	12/17/14	DET	W	117-106
4/1/82	DET	W	121-120	3/25/90	DAL	W	98-96*	3/2/98	DET	L	94-100	12/7/06	DAL	L	82-92	1/7/15	DAL	L	95-108
12/10/82	DET	W	122-121	1/14/91	DAL	L	81-89	3/19/99	DET	L	87-94	3/18/07	DET	W	92-88	3/9/16	DAL	L	96-102
2/9/83	DAL	W	122-113	1/25/91	DET	L	82-84	1/23/00	DET	W	99-91	1/9/08	DAL	W	102-86	4/1/16	DET	W	98-89
12/20/83	DET	L	104-116	1/3/92	DAL	L	96-106	2/17/00	DAL	W	106-97	2/3/08	DET	L	67-90	12/14/16	DAL	L	85-95
2/18/84	DAL	L	115-120	1/13/92	DET	L	81-84	12/17/00	DET	W	99-90	1/23/09	DET	W	112-91	2/15/17	DET	L	91-98
11/17/84	DAL	L	110-124	1/13/93	DET	L	96-112	1/3/01	DAL	L	104-107	3/17/09	DAL	W	103-101	12/20/17	DAL	W	110-93
2/13/85	DET	L	119-124	1/19/93	DAL	W	113-103	10/30/01	DAL	W	94-87	11/15/09	DET	W	95-90	4/6/18	DET	L	106-113*
1/24/86	DAL	L	120-129	2/19/94	DAL	L	96-105	11/15/01	DET	L	89-115	1/5/10	DAL	W	98-93	1/25/19	DAL	W	106-101
2/14/86	DET	L	110-119	2/21/94	DET	W	98-88	11/9/02	DAL	W	114-75	11/23/10	DAL	W	88-84	1/31/19	DET	L	89-93
3/6/87	DET	L	115-125	3/4/95	DAL	L	91-98	11/27/02	DET	W	102-82	1/17/11	DET	L	89-103	12/12/19	DET	W	122-111
3/21/87	DAL	W	122-118	3/23/95	DET	W	102-94	1/11/04	DET	L	102-115	1/10/12	DET	W	100-86	4/21/21	DAL	W	127-117
11/25/87	DAL	W	113-107	1/25/96	DAL	L	92-93	2/7/04	DAL	W	111-108	12/1/12	DAL	W	92-77	4/29/21	DET	W	115-105
12/18/87	DET	L	112-117	3/9/96	DET	L	91-92	12/6/04	DAL	L	85-101	3/8/13	DET	W	102-99	--	--	--	--

* overtime † neutral location

SERIES INFORMATION & NOTES

Overall series Detroit leads 42-37

Home games vs. Pistons Series tied 19-19

Road games at Pistons Detroit leads 23-17

Neutral site games Dallas 1-0

Current series streak Dallas won last three

in Dallas Dallas won last three

in Detroit Dallas won last two

DALLAS

Last home win 127-117 (4/21/21)

Last road win 115-105 (4/29/21)

Largest margin of victory 39 (114-75, 11/9/02)

High point total 127 (4/21/21)

Low point total 67 (2/3/08)

DETROIT

Last home win 93-89 (1/31/19)

Last road win 95-85 (12/14/16)

Largest margin of victory 30 (114-84, 3/18/90)

High point total 129 (1/24/86)

Low point total 75 (11/9/02)

Series scoring record vs. Detroit

Tim Hardaway Jr. (42 on 4/29/21)

Dirk Nowitzki (42 on 11/23/10)

Michael Finley (42 on 11/27/02)

Series scoring record vs. Dallas

Joe Dumars (40 on 2/21/94)

The Mavericks have won three straight and four of the last five meetings...Michigan alum Tim Hardaway Jr. tallied a career-high 42 points in the Mavericks' 115-105 win at Detroit (4/29/21)...in their lone meeting in 2019-20, Dallas defeated Detroit 122-111 in Mexico City (12/12/19)...Luka Dončić racked up 41 points, 12 rebounds and 11 assists in just 34 minutes, recording the first triple-double in an NBA game in Mexico City and setting a new individual scoring record for a regular season game played there...Dallas scored a series-low 67 points on 2/3/08, with the previous low of 73 being set in the Mavericks' inaugural year (1980)...Pistons great Isiah Thomas dished out a Mavericks opponent-high 25 assists in a 124-119 win on 2/13/85...the meeting between Dallas and Detroit on 10/30/01 not only opened the 2001-02 season, but also marked the first regular season game at American Airlines Center (the Mavericks won, 94-87).





GOLDEN STATE WARRIORS



Co-Executive Chairman & CEO Joe Lacob
 Co-Executive Chairman Peter Guber
 President & Chief Operating Officer Brandon Schneider
 President of Basketball Operations/General Manager Bob Myers
 Head Coach Steve Kerr
 Assistant Coaches Ron Adams, Kenny Atkinson, Mike Brown, Chris DeMarco, Bruce Fraser, DeJan Milojević
 Director, Medical Services Drew Yoder
 Address 1 Warriors Way, San Francisco, CA 94158
 Phone 415-388-0100
 Arena (capacity) Chase Center (18,064)
 Radio KGMZ-FM (95.7 The Game): Tim Roye, Jim Barnett, Tom Tolbert
 TV NBC Sports Bay Area: Bob Fitzgerald, Kelenna Azubuike

GOLDEN STATE PR STAFF

Sr. Vice President, Communications
 Raymond Ridder (rridder@warriors.com)

Sr. Director, Public Relations
 Brett Winkler (bwinkler@warriors.com)

Director, Basketball Communications
 Michael Ravina (mravina@warriors.com)

Director, Publications & Statistical Information
 Darryl Arata (darata@warriors.com)

Manager, Public Relations
 Cole Lawrence (clawrence@warriors.com)

2020-21 SEASON SERIES RESULTS

Feb. 4 vs. Dallas Golden State, 147-116
 Feb. 6 vs. Dallas Dallas, 134-132
 Apr. 27 @ Golden State Dallas, 133-103

2020-21 REGULAR SEASON VS. WARRIORS			2019-20 REGULAR SEASON VS. WARRIORS			SERIES HISTORY VS. WARRIORS				
DATE	SITE	TIME/RESULT	DATE	SITE	RESULT	ALL-TIME	STREAKS	LAST WIN	LAST LOSS	
2/4/21	Dallas	L, 116-147	11/20/19	Dallas	W, 142-94	Overall	86-84	Won 2	Apr. 27	Feb. 4
2/6/21	Dallas	W, 134-132	12/28/19	Golden State	W, 141-121	Home	49-33	Won 1	Feb. 6	Feb. 4
4/27/21	Golden State	W, 133-103	1/14/20	Golden State	W, 124-97	Road	37-51	Won 4	Apr. 27	Dec. 22

2020-21 DALLAS STATISTICS VS. GOLDEN STATE

PLAYER	GP-GS	MIN	FG-ATT	FG%	3FG-ATT	3FG%	FT-FTA	FT%	OFF	DEF	TOT/AVG	AST	PF-D	STL	TO	BLK	PTS	AVG
L. Dončić	3-3	98.7	35-66	.530	14-29	.483	24-28	.857	5	14	19/6.3	25	9-16	4	19	0	108	36.0
T. Hardaway Jr.	3-0	69.5	12-37	.324	9-25	.360	10-11	.909	0	11	11/3.7	5	5-6	2	1	0	43	14.3
K. Porzingis	2-2	56.3	16-34	.471	5-11	.455	6-7	.857	6	9	15/7.5	6	5-11	0	2	2	43	21.5
J. Brunson	3-0	63.4	14-24	.583	6-11	.545	3-4	.750	2	13	15/5.0	9	3-4	0	2	0	37	12.3
D. Finney-Smith	3-3	91.9	9-17	.529	6-12	.500	4-4	1.000	4	14	18/6.0	5	9-2	2	1	0	28	9.3
M. Kleber	3-3	73.9	10-19	.526	6-12	.500	2-2	1.000	3	18	21/7.0	7	10-2	0	1	2	28	9.3
J. Richardson	2-2	62.0	7-17	.412	6-13	.462	3-4	.750	1	2	3/1.5	6	3-5	2	4	0	23	11.5
T. Burke	3-1	50.4	6-23	.261	2-5	.400	3-3	1.000	0	1	1/0.3	5	3-2	5	1	1	17	5.7
N. Melli	1-0	12.0	5-8	.625	1-2	.500	2-3	.667	2	0	2/2.0	1	0-2	0	0	0	13	13.0
D. Powell	3-1	49.5	4-5	.800	0-0	.000	4-6	.667	7	12	19/6.3	1	9-8	0	2	0	12	4.0
W. Cauley-Stein	2-0	28.8	4-6	.667	1-2	.500	0-0	1.000	2	3	5/2.5	0	2-1	0	1	2	9	4.5
T. Bey	1-0	8.9	2-5	.400	1-2	.500	1-1	1.000	0	0	0/0.0	0	1-1	0	1	0	6	6.0
B. Marjanović	2-0	9.5	2-5	.400	0-0	.000	2-2	1.000	2	6	8/4.0	0	1-1	0	0	0	6	3.0
J. Green	2-0	15.7	1-3	.333	1-1	1.000	0-0	1.000	0	1	1/0.5	2	0-0	0	1	0	3	1.5
J. Redick	1-0	7.2	1-2	.500	1-1	1.000	0-0	1.000	0	0	0/0.0	1	0-0	0	0	0	3	3.0
N. Hinton	1-0	8.9	1-3	.333	0-2	.000	0-0	1.000	0	1	1/1.0	1	0-0	1	1	0	2	2.0
J. Johnson	1-0	7.7	1-4	.250	0-2	.000	0-0	1.000	0	0	0/0.0	0	1-0	0	0	0	2	2.0
W. Iwundu	1-0	5.6	0-2	.000	0-2	.000	0-0	1.000	0	0	0/0.0	0	1-0	0	0	0	0	0.0
TEAM	37-15	720.0	130-280	.464	59-132	.447	64-75	.853	34	105	139/46.3	74	62-61	16	37	7	383	127.7

2020-21 GOLDEN STATE STATISTICS VS. DALLAS

PLAYER	GP-GS	MIN	FG-ATT	FG%	3FG-ATT	3FG%	FT-FTA	FT%	OFF	DEF	TOT/AVG	AST	PF-D	STL	TO	BLK	PTS	AVG
S. Curry	3-3	96.8	37-66	.561	20-38	.526	18-18	1.000	0	6	6/2.0	13	6-14	3	7	0	112	37.3
K. Oubre Jr.	3-2	92.1	21-47	.447	11-23	.478	11-17	.647	4	12	16/5.3	3	7-14	2	3	1	64	21.3
A. Wiggins	3-3	89.0	19-41	.463	4-14	.286	13-17	.765	4	8	12/4.0	8	9-11	2	4	3	55	18.3
M. Mulder	3-1	55.6	17-28	.607	11-21	.524	1-2	.500	1	6	7/2.3	0	5-1	0	1	1	46	15.3
K. Bazemore	2-0	39.9	9-16	.563	3-8	.375	4-4	1.000	2	8	10/5.0	4	5-3	2	2	1	25	12.5
D. Lee	2-0	45.3	7-12	.583	4-9	.444	1-1	1.000	2	9	11/5.5	2	2-3	1	0	0	19	9.5
J. Toscano-Anderson	3-2	93.6	8-12	.667	2-5	.400	0-0	1.000	1	21	22/7.3	11	10-1	2	6	2	18	6.0
D. Green	3-3	94.6	3-8	.375	0-2	.000	7-7	1.000	2	21	23/7.7	33	9-7	10	14	6	13	4.3
J. Poole	1-0	22.1	3-14	.214	2-7	.286	2-2	1.000	1	4	5/5.0	3	0-2	0	2	0	10	10.0
B. Wanamaker	2-0	36.7	1-4	.250	0-1	.000	5-6	.833	1	5	6/3.0	4	4-5	3	2	0	7	3.5
N. Mannion	1-0	13.4	2-4	.500	1-2	.500	0-0	1.000	0	2	2/2.0	5	1-0	0	1	0	5	5.0
G. Payton II	1-0	13.8	2-2	1.000	0-0	.000	0-0	1.000	0	3	3/3.0	1	2-1	1	0	0	4	4.0
K. Looney	1-1	20.6	1-3	.333	0-1	.000	0-0	1.000	2	2	4/4.0	1	1-0	1	0	0	2	2.0
A. Smallagic	1-0	6.5	1-2	.500	0-0	.000	0-0	1.000	0	1	1/1.0	1	0-0	1	0	1	2	2.0
TEAM	29-15	720.0	131-259	.506	58-131	.443	62-74	.838	20	108	128/42.7	89	61-62	28	42	15	382	127.3





DATE	SITE	W/L	SCORE	DATE	SITE	W/L	SCORE	DATE	SITE	W/L	SCORE	DATE	SITE	W/L	SCORE	DATE	SITE	W/L	SCORE
10/25/80	GOS	L	79-86	4/9/87	GOS	W	125-100	11/4/95	DAL	W	99-84	12/7/02	GSW	W	121-116	4/12/12	GSW	W	112-103
12/20/80	DAL	L	98-101	12/4/87	DAL	W	116-95	12/30/95	DAL	W	110-94	3/14/03	GSW	W	116-114	4/20/12	DAL	W	104-94
1/7/81	GOS	W	111-109	1/9/88	GOS	W	115-99	2/19/96	DAL	L	100-112	4/12/03	DAL	W	117-108	1/19/12	DAL	L	101-105*
3/6/81	GOS	L	109-115	2/19/88	DAL	W	113-100	4/8/96	GOS	W	104-102	10/23/03	GSW	W	95-87	1/31/13	GSW	L	97-100
3/12/81	DAL	W	120-118	3/14/88	DAL	W	121-101	12/26/96	DAL	L	108-113	1/7/04	DAL	W	105-99	2/9/13	DAL	W	116-91
11/14/81	DAL	L	112-118	4/13/88	GOS	L	110-112	1/21/97	GSW	L	93-105	2/3/04	DAL	W	107-93	11/27/13	DAL	W	103-99
1/2/82	GOS	L	100-119	12/3/88	DAL	W	117-111	1/21/97	GSW	L	93-105	4/11/04	GSW	L	107-108	12/11/13	GSW	L	93-95
2/25/82	DAL	L	104-106	1/11/89	GOS	L	106-107	2/13/97	DAL	L	99-107	11/8/04	DAL	W	101-98*	3/11/14	GSW	L	85-108
3/4/82	GOS	L	98-104	2/24/89	DAL	L	92-127	4/3/97	DAL	L	90-106	12/14/04	DAL	L	107-111	4/1/14	DAL	L	120-122*
4/3/82	DAL	L	102-107	3/15/89	GOS	L	100-113	4/3/97	GSW	L	90-106	2/15/05	GSW	W	114-107	12/13/14	DAL	L	98-105
12/2/82	DAL	W	110-100	12/5/89	DAL	W	107-88	11/20/97	DAL	L	97-101*	3/23/05	GSW	W	109-97	2/4/15	GSW	L	114-128
12/14/82	GOS	L	113-122	1/10/90	GOS	L	119-123	12/16/97	GSW	L	92-103	12/30/05	DAL	L	109-111	3/6/15	GSW	L	89-104
1/18/83	GOS	W	112-102	3/27/90	DAL	W	118-108	12/16/97	GSW	L	92-103	1/25/06	GSW	W	102-93	4/4/15	DAL	L	110-123
3/22/83	DAL	W	111-102	4/12/90	GOS	W	140-133	3/19/98	DAL	W	88-82*	3/23/06	DAL	L	121-122	12/30/15	DAL	W	114-91
3/29/83	GOS	L	106-109	2/7/91	DAL	W	102-101	4/16/98	GSW	L	82-88	4/12/06	GSW	L	102-114	1/27/16	GSW	L	107-127
11/26/83	DAL	W	115-109	2/18/91	GOS	W	107-101	4/16/98	GSW	L	82-88	11/6/06	DAL	L	104-107	3/18/16	DAL	L	112-130
12/10/83	GOS	W	126-123*	3/16/91	DAL	L	105-117	2/7/99	GSW	W	102-99**	3/12/07	GSW	L	100-117	3/25/16	GSW	L	120-128
1/25/84	DAL	W	112-110*	4/13/91	GOS	L	114-132	2/19/99	GSW	L	79-84	4/17/07	GSW	L	82-111	1/19/16	GSW	L	95-116
3/10/84	DAL	W	120-103	12/5/91	GOS	L	107-117	2/19/99	GSW	L	79-84	11/8/07	GSW	W	120-115	12/30/16	DAL	L	99-108
4/15/84	GOS	L	96-98	1/18/92	DAL	L	141-143	4/10/99	DAL	L	90-91	1/2/08	DAL	W	121-99	3/21/17	DAL	L	87-112
11/15/84	GOS	L	112-117	2/24/92	DAL	L	131-138	5/1/99	DAL	W	105-94	3/30/08	GSW	L	104-114	10/23/17	DAL	L	103-133
1/15/85	GOS	W	149-104	4/8/92	GOS	L	91-110	11/2/99	DAL	W	108-96	4/2/08	DAL	W	111-86	12/14/17	GSW	L	97-112
2/6/85	DAL	W	129-103	12/23/92	GOS	L	97-111	11/6/99	GSW	W	120-97	1/28/09	DAL	W	117-93	1/3/18	DAL	L	122-125
3/26/85	DAL	W	134-107	12/26/92	DAL	L	96-110	1/11/00	GSW	W	109-102	3/13/09	GSW	L	110-119	2/8/18	GSW	L	103-121
4/2/85	GOS	W	127-121	4/2/93	DAL	L	93-134	1/25/00	DAL	W	117-103	3/25/09	DAL	W	128-106	11/17/18	DAL	W	112-109
12/3/85	GOS	W	107-100	4/10/93	GOS	L	94-100	12/2/00	GSW	W	97-78	11/24/09	DAL	L	103-111	12/22/18	GSW	L	116-120
12/7/85	DAL	W	120-110	11/6/93	DAL	L	89-93	2/3/01	DAL	W	101-95	2/3/10	DAL	W	110-101	1/13/19	DAL	L	114-119
1/11/86	DAL	W	127-123*	11/30/93	GOS	L	91-103	3/9/01	DAL	W	102-73	2/8/10	GSW	W	127-117	3/23/19	GSW	W	126-91
3/1/86	DAL	W	119-110	3/19/94	DAL	L	107-116	4/16/01	GSW	W	110-101	3/27/10	GSW	W	111-90	11/20/19	DAL	W	142-94
4/8/86	GOS	L	115-129	4/11/94	GOS	L	108-122	11/27/01	DAL	W	116-106	12/7/10	DAL	W	105-100	12/28/19	GSW	W	141-121
12/6/86	GOS	W	109-104	12/20/94	GOS	W	110-107	12/1/01	GSW	W	111-82	3/16/11	GSW	W	112-106	1/14/20	GSW	W	124-97
2/21/87	DAL	W	122-111*	1/18/95	GOS	L	108-121	3/9/02	DAL	W	107-105	3/20/11	DAL	W	101-73	2/4/21	DAL	L	116-147
2/23/87	GOS	W	121-98	3/13/95	GOS	W	130-125	3/16/02	GSW	W	117-100	4/2/11	GSW	L	92-99	2/6/21	DAL	W	134-132
4/3/87	DAL	W	136-116	4/10/95	DAL	L	112-123	11/4/02	DAL	W	107-100	3/10/12	GSW	L	87-111	4/27/21	GSW	W	133-103

*overtime

2021-22 VS MAVERICKS

Jan. 5 at Dallas

Jan. 25 at San Francisco

Feb. 27 at San Francisco

Mar. 3 at Dallas

2020-21 SEASON

39-33 (.542)

in Pacific

PLAYOFFS

Did not qualify

2020-21 REGULAR SEASON INDIVIDUAL BESTS

Points	42	Luka Dončić vs. GSW 2/6/21
Rebounds	10	Kristaps Porzingis vs. GSW 2/6/21
Assists	11	Luka Dončić vs. GSW 2/6/21

2020-21 REGULAR SEASON WARRIORS BESTS

Points	57	Stephen Curry vs. GSW 2/6/21
Rebounds	11	Draymond Green @ GSW 4/27/21
Assists	15	Draymond Green vs. GSW 2/6/21, Draymond Green vs. GSW 2/4/21

2020-21 REGULAR SEASON TEAM

Biggest Win	30	@ GSW 4/27/21
Biggest Loss	31	vs. GSW 2/4/21

SERIES INFORMATION & NOTES

Overall Series Dallas leads 86-79**Home games vs. Golden State** Dallas leads 49-33**Road games at Golden State** Golden State leads 46-37**Current series streak** Dallas won last two**in Dallas** Dallas won last game**in Oakland/San Francisco** Dallas won last four

DALLAS

Last home win 134-132 (2/6/21)**Last road win** 133-103 (4/27/21)**Largest margin of victory** 48 (142-94, 11/20/19)**High point total** 149 (1/15/85)**Low point total** 79 (twice)

GOLDEN STATE

Last home win 120-116 (12/22/18)**Last road win** 147-116 (2/4/21)**Largest margin of victory** 41 (134-93, 4/2/93)**High point total** 147 (2/4/21)**Low point total** 73 (twice)**Series scoring record vs. Golden State**

Dirk Nowitzki (51 on 3/23/06)

Series scoring record vs. Dallas

Stephen Curry (57 on 2/6/21)

The Mavericks have taken six of the last seven meetings, after the Warriors won 19 of the previous 21...Dallas went on a 28-0 run spanning the first and second quarters in its 133-103 win at Golden State (4/27/21), marking the most unanswered points by any team in 2020-21 and the longest such scoring run by the Mavericks over the last 20 years...Stephen Curry scored a series-record 57 points in a 134-132 loss at American Airlines Center (2/6/21)...Curry connected on 11 3-pointers (11-19 3FG) at Dallas (2/6/21), tying his own personal record for the most triples by an opposing player against the Mavericks (11-19 3FG, at DAL 1/13/19)...the Mavericks defeated the Warriors by 48 (142-94) at home on 11/20/19, marking the largest margin of victory by either team in the all-time series...Luka Dončić recorded three straight triple-doubles through three quarters of play against the Warriors (23-11-10 at GSW 3/23/19; 35-10-11 vs. GSW 11/20/19; 31-12-15 at GSW 12/28/19), becoming the only player over the last 20 seasons to accomplish the feat...in their final trip to Oracle Arena, the Mavericks snapped a 12-game road game losing streak against the Warriors with a 35-point win (126-91) on 3/23/19...the 35-point win was also their largest margin of victory over a defending champion in franchise history...Curry scored a then series-high-tying 51 points against Dallas at home on 2/4/15...on 3/27/10, Rodrigue Beaubois registered a career-high 40 points (9-11 3FG) while becoming just the third Maverick rookie to score 40+ points in a game and the first rookie in league history to connect on 9 3-pointers...in 2006-07, the Warriors were the only team Dallas didn't defeat (0-3)...in 2005-06, the Warriors, along with the Lakers, were one of just two teams to take the season series from the 60-win Mavericks...on 3/23/06, Dirk Nowitzki set a then series-high scoring mark when he went for 51 points in a 122-121 loss to the Warriors...Mark Aguirre set Mavericks rookie records by going 18-of-40 from the field and scoring 42 points in a 118-112 loss to the Warriors on 11/14/81.





HOUSTON ROCKETS



Owner Tilman J. Fertitta
 General Manager Rafael Stone
 Head Coach Stephen Silas
 Assistant Coaches John Lucas, Jeff Hornacek, Will Weaver, Rick Higgins, DeSagana Diop
 Head Athletic Trainer/Director of Athlete Care & Science Jason Biles
 Address Toyota Center, 1510 Polk Street, Houston, TX 77002
 Home Court Toyota Center (18,055) - 2003
 Team Colors Red, black, silver and white
 Television AT&T SportsNet: Craig Ackerman, Ryan Hollins, Cayleigh Griffin
 Radio KBME (790 AM): Matt Thomas
 Spanish Radio TUDN (1010 AM): Adrian Chavarria
 Phone 713-758-7200

HOUSTON PR STAFF

VP, Media and Player Relations
 Tracey Hughes (traceyh@rocketball.com)

Senior Manager, Media Relations
 Sean McCloskey (seanm@rocketball.com)

Media Relations Coordinator
 Tomorrow Huff (tomorrowh@rocketball.com)

2020-21 SEASON SERIES RESULTS

Jan. 4 @ Houston Dallas, 113-100
 Jan. 23 vs. Dallas Houston, 133-108
 Apr. 7 @ Houston Houston, 102-93

2020-21 REGULAR SEASON VS. ROCKETS			2019-20 REGULAR SEASON VS. ROCKETS			SERIES HISTORY VS. ROCKETS				
DATE	SITE	TIME/RESULT	DATE	SITE	RESULT		ALL-TIME	STREAKS	LAST WIN	LAST LOSS
1/4/21	Houston	W, 113-100	11/24/19	Houston	W, 137-123	Overall	85-100	Lost 2	Jan. 4	Apr. 7
1/23/21	Dallas	L, 108-133	1/31/20	Houston	L, 121-128	Home	47-45	Lost 3	Dec. 8	Jan. 23
4/7/21	Houston	L, 93-102	7/31/20	Dallas	L, 149-153 (OT)	Road	38-55	Lost 1	Jan. 4	Apr. 7

2020-21 DALLAS STATISTICS VS. HOUSTON

PLAYER	GP-GS	MIN	FG-ATT	FG%	3FG-ATT	3FG%	FT-FTA	FT%	OFF	DEF	TOT/AVG	AST	PF-D	STL	TO	BLK	PTS	AVG
L. Dončić	3-3	104.9	30-69	.435	5-25	.200	17-23	.739	4	26	30/10.0	24	8-16	1	16	2	82	27.3
T. Hardaway Jr.	3-1	92.6	20-38	.526	12-25	.480	11-11	1.000	0	15	15/5.0	3	3-7	0	3	1	63	21.0
J. Brunson	3-1	82.0	9-17	.529	1-3	.333	10-13	.769	2	4	6/2.0	10	5-8	1	2	0	29	9.7
K. Porzingis	1-1	36.3	10-19	.526	2-4	.500	1-1	1.000	3	9	12/12.0	1	0-4	0	1	1	23	23.0
W. Cauley-Stein	2-2	42.4	8-11	.727	0-0	.000	5-6	.833	3	7	10/5.0	2	7-4	1	0	2	21	10.5
D. Finney-Smith	2-2	68.6	6-16	.375	5-11	.455	1-1	1.000	2	9	11/5.5	2	6-2	3	2	2	18	9.0
T. Burke	2-0	32.5	5-14	.357	2-7	.286	4-4	1.000	0	2	2/1.0	1	5-3	3	1	0	16	8.0
J. Richardson	2-2	60.3	4-19	.211	2-13	.154	6-7	.857	2	2	4/2.0	4	8-5	2	2	0	16	8.0
B. Marjanović	1-0	19.3	6-11	.545	0-0	.000	3-4	.750	4	8	12/12.0	0	2-3	0	1	0	15	15.0
J. Green	2-1	23.1	2-7	.286	1-4	.250	1-2	.500	3	0	3/1.5	0	2-1	1	3	1	6	3.0
T. Bey	1-0	7.3	2-3	.667	0-0	.000	1-2	.500	2	0	2/2.0	0	2-2	0	0	1	5	5.0
N. Hinton	2-0	11.0	2-7	.286	0-2	.000	1-2	.500	0	0	0/0.0	0	1-2	0	1	0	5	2.5
J. Johnson	2-0	36.5	2-7	.286	1-3	.333	0-0	.000	0	4	4/2.0	2	6-0	0	1	1	5	2.5
D. Powell	2-0	23.5	2-4	.500	0-1	.000	1-2	.500	4	0	4/2.0	1	3-3	1	0	1	5	2.5
N. Melli	1-1	23.9	0-3	.000	0-1	.000	2-2	1.000	0	3	3/3.0	0	2-1	0	0	0	2	2.0
T. Terry	1-0	12.0	1-4	.250	0-1	.000	0-0	.000	0	2	2/2.0	2	1-1	1	0	0	2	2.0
W. Iwundu	2-0	25.6	0-2	.000	0-2	.000	1-2	.500	0	4	4/2.0	0	3-3	1	0	0	1	0.5
M. Kleber	1-1	18.4	0-1	.000	0-1	.000	0-0	.000	2	7	9/9.0	3	5-0	0	1	0	0	0.0
TEAM	33-15	720.0	109-252	.433	31-103	.301	65-82	.793	31	102	133/44.3	55	69-65	15	34	12	314	104.7

2020-21 HOUSTON STATISTICS VS. DALLAS

PLAYER	GP-GS	MIN	FG-ATT	FG%	3FG-ATT	3FG%	FT-FTA	FT%	OFF	DEF	TOT/AVG	AST	PF-D	STL	TO	BLK	PTS	AVG
E. Gordon	2-1	56.2	15-29	.517	10-19	.526	13-15	.867	1	7	8/4.0	4	3-9	1	3	1	53	26.5
J. Wall	3-3	87.8	19-42	.452	5-17	.294	9-13	.692	3	5	8/2.7	19	3-12	4	4	1	52	17.3
C. Wood	2-2	69.6	16-32	.500	5-13	.385	8-10	.800	2	15	17/8.5	1	5-12	2	3	1	45	22.5
D. Cousins	2-1	32.7	11-19	.579	4-9	.444	6-7	.857	5	15	20/10.0	5	6-5	0	5	2	32	16.0
D. Nwaba	2-1	55.9	8-13	.615	3-5	.600	4-9	.444	1	3	4/2.0	4	6-9	2	0	0	23	11.5
J. Tate	3-2	80.9	9-16	.563	1-4	.250	3-3	1.000	4	9	13/4.3	2	6-5	0	4	0	22	7.3
J. Harden	1-1	38.5	5-17	.294	3-11	.273	8-10	.800	0	3	3/3.0	10	1-5	2	2	0	21	21.0
S. Brown	3-0	54.6	6-21	.286	4-13	.308	2-5	.400	1	4	5/1.7	5	5-2	1	0	1	18	6.0
M. Jones	1-0	18.6	6-8	.750	3-4	.750	1-2	.500	0	5	5/5.0	3	4-1	0	1	0	16	16.0
K. Porter Jr.	1-1	31.0	5-9	.556	2-5	.400	2-2	1.000	1	3	4/4.0	3	3-1	0	6	1	14	14.0
K. Martin Jr.	2-0	36.5	4-10	.400	0-2	.000	2-2	1.000	6	5	11/5.5	0	6-1	1	0	4	10	5.0
K. Olynyk	1-1	33.9	4-9	.444	1-4	.250	1-1	1.000	2	16	18/18.0	3	5-2	2	2	2	10	10.0
P. Tucker	2-2	60.1	3-6	.500	0-2	.000	0-0	.000	2	8	10/5.0	1	6-3	0	2	0	6	3.0
B. Thomas	2-0	6.3	1-3	.333	1-3	.333	2-2	1.000	0	1	1/0.5	0	0-1	1	1	1	5	2.5
D. Augustin	1-0	18.7	1-9	.111	1-5	.200	0-0	.000	2	1	3/3.0	2	2-1	0	0	0	3	3.0
A. Bradley	1-0	11.9	1-3	.333	1-2	.500	0-0	.000	0	2	2/2.0	1	1-0	0	0	0	3	3.0
R. Kurucs	1-0	5.5	1-2	.500	0-0	.000	0-0	.000	0	2	2/2.0	0	1-0	1	1	0	2	2.0
B. Caboclo	1-0	1.1	0-0	.000	0-0	.000	0-0	.000	0	0	0/0.0	0	0-0	0	0	0	0	0.0
B. McLemore	1-0	20.4	0-3	.000	0-3	.000	0-0	.000	0	2	2/2.0	3	2-0	0	2	0	0	0.0
TEAM	32-15	720.0	115-251	.458	44-121	.364	61-81	.753	30	106	136/45.3	66	65-69	17	36	14	335	111.7





DATE	SITE	W/L	SCORE	DATE	SITE	W/L	SCORE	DATE	SITE	W/L	SCORE	DATE	SITE	W/L	SCORE	DATE	SITE	W/L	SCORE
10/29/80	HOU	L	103-109	1/10/87	HOU	L	96-106	12/18/93	HOU	L	93-104	4/11/02	DAL	L	95-98*	3/24/12	HOU	W	101-99*
11/11/80	DAL	L	94-105	2/16/87	HOU	L	100-105	1/5/94	DAL	L	102-114	11/21/02	DAL	W	103-90	3/27/12	DAL	W	90-81
11/29/80	HOU	L	90-115	3/14/87	DAL	W	118-109	3/13/94	DAL	L	93-106	12/1/03	DAL	W	107-86	4/18/12	DAL	W	117-110
1/2/81	DAL	L	120-124*	4/15/87	DAL	W	113-107	4/21/94	HOU	L	100-126	1/23/03	HOU	W	104-81	12/8/12	HOU	W	116-109
2/4/81	HOU	L	68-116	4/17/87	HOU	L	99-121	4/22/94	DAL	W	107-95	2/21/03	HOU	W	100-85	1/16/13	DAL	W	105-100
3/24/81	DAL	L	111-114*	12/26/87	DAL	W	105-100	1/3/95	DAL	L	98-110	11/13/03	DAL	W	97-86	3/3/13	HOU	L	103-136
12/12/81	HOU	L	97-101	1/4/88	HOU	L	107-117	1/5/95	HOU	L	99-108	2/21/04	DAL	W	97-88	3/6/13	DAL	W	112-108
12/18/81	DAL	L	93-112	1/30/88	DAL	L	92-108	2/28/95	DAL	W	102-101	3/7/04	HOU	L	98-101	11/11/13	HOU	L	105-113
2/23/82	HOU	L	95-105	2/25/88	HOU	W	108-106	3/11/95	HOU	L	102-109	4/14/04	HOU	W	92-89	11/20/13	DAL	W	123-120
2/27/82	DAL	W	108-105*	3/4/88	DAL	W	118-110	4/11/95	HOU	W	156-147**	12/2/04	DAL	W	113-106*	12/23/13	HOU	W	111-104
3/30/82	HOU	L	95-99	4/19/88	HOU	W	104-96	12/30/95	DAL	L	102-105	12/11/04	HOU	W	102-78	1/29/14	DAL	L	115-117
4/11/82	DAL	W	109-97	11/5/88	HOU	W	114-113*	2/13/96	HOU	L	106-121	1/12/05	DAL	L	114-124	11/22/14	HOU	L	92-95
11/2/82	HOU	W	113-103	11/30/88	DAL	L	89-101	3/27/96	DAL	W	111-114	3/6/05	HOU	L	69-90	1/28/15	HOU	L	94-99
11/3/82	DAL	W	102-101	1/14/89	HOU	L	98-110	4/13/96	HOU	L	111-112	11/22/05	DAL	W	102-93	2/20/15	DAL	W	111-100
1/29/83	DAL	W	119-113	2/18/89	DAL	L	94-105	1/17/97	DAL	L	78-88	1/18/06	HOU	W	103-76	4/2/15	DAL	L	101-108
3/1/83	HOU	W	123-115	3/10/89	HOU	L	87-96	3/1/97	HOU	L	80-89	3/15/06	HOU	W	95-81	11/14/15	HOU	W	110-98
3/15/83	HOU	W	123-110	4/16/89	DAL	L	112-114*	3/9/97	DAL	L	83-88	3/21/06	DAL	W	88-72	12/4/15	DAL	L	96-100
4/6/83	HOU	L	99-101	12/2/89	HOU	W	106-103	4/18/97	HOU	L	102-112*	1/14/06	HOU	L	76-107	1/24/16	HOU	L	104-115
11/12/83	HOU	L	98-100	1/27/90	HOU	W	99-92	12/6/97	DAL	L	106-108	1/16/07	DAL	W	109-96	4/6/16	DAL	W	88-86
11/30/83	DAL	W	113-102	1/31/90	DAL	W	98-91	1/13/98	HOU	L	87-100	2/9/07	DAL	W	95-74	10/28/16	DAL	L	98-106
1/3/84	HOU	W	119-117	3/10/90	HOU	L	95-105	3/10/98	HOU	L	91-97	2/15/07	HOU	W	107-77	10/30/16	HOU	L	92-93
2/2/84	HOU	L	107-123	4/20/90	DAL	W	121-120	3/21/98	DAL	L	95-103	1/15/07	DAL	W	80-78	12/10/16	HOU	L	87-109
2/22/84	DAL	W	112-106	12/8/90	DAL	L	107-113	2/11/99	DAL	L	95-105	11/21/07	HOU	W	100-94	12/27/16	DAL	L	107-123
3/23/84	DAL	W	116-104	3/7/91	HOU	L	90-122	3/24/99	DAL	L	78-88	12/15/07	HOU	W	96-83	10/21/17	HOU	L	91-107
10/27/84	DAL	L	111-121	4/3/91	HOU	L	86-102	4/21/99	HOU	W	109-95	3/6/08	DAL	L	98-113	1/24/18	DAL	L	97-104
10/30/84	HOU	L	84-106	4/19/91	DAL	W	113-107	4/29/99	HOU	W	91-81	10/30/08	DAL	L	102-112	2/11/18	HOU	L	97-104
11/24/84	DAL	W	113-95	11/12/91	DAL	L	92-98	11/16/99	DAL	W	114-95	11/19/08	HOU	W	96-86	3/11/18	DAL	L	82-105
12/15/84	HOU	L	115-117	12/23/91	HOU	W	105-85	11/23/99	HOU	L	99-119	2/20/09	HOU	L	86-93	11/28/18	HOU	W	128-108
2/19/85	HOU	W	124-115	2/15/92	DAL	W	103-99	1/17/00	DAL	L	111-121	4/15/09	DAL	W	95-84	12/8/18	DAL	W	107-104
4/6/85	DAL	L	127-139*	3/10/92	HOU	L	93-116	4/13/00	HOU	L	102-111	11/10/09	DAL	W	121-103	2/11/19	HOU	L	104-120
11/9/85	DAL	L	110-115	4/11/92	HOU	W	99-92	12/5/00	HOU	L	102-109	11/25/09	HOU	W	130-99	3/10/19	DAL	L	93-94
11/16/85	HOU	L	117-122	4/17/92	DAL	W	109-106	12/30/00	DAL	L	99-114	12/18/09	HOU	L	108-116*	11/24/19	HOU	W	137-123
12/12/85	HOU	L	120-123	12/6/92	DAL	L	96-117	3/3/01	DAL	W	100-95	1/23/09	DAL	L	94-97	1/3/20	HOU	L	121-128
1/19/86	DAL	W	131-96	12/19/92	HOU	L	93-112	4/3/01	HOU	W	109-97	11/29/10	DAL	W	101-91	7/31/20	DAL	L	114-153*
2/21/86	DAL	L	104-111	2/3/93	DAL	L	102-119	11/17/01	HOU	L	87-124	1/27/11	DAL	W	111-106	1/4/21	HOU	W	149-100
2/24/86	HOU	L	105-110	3/5/93	DAL	L	86-105	1/22/02	HOU	W	113-107	2/12/11	HOU	W	106-102	1/23/21	DAL	L	108-133
11/12/86	DAL	W	114-85	4/24/93	HOU	W	128-123	1/31/02	DAL	W	95-91	4/11/11	HOU	W	98-91*	4/7/21	HOU	L	93-102

* overtime

2021-22 VS MAVERICKS

Oct. 26 at Dallas
Jan. 7 at Houston
Mar. 11 at Houston
Mar. 23 at Dallas

2020-21 SEASON

17-55 (.236)
in Southwest

PLAYOFFS

Did not qualify

2020-21 REGULAR SEASON INDIVIDUAL BESTS			2020-21 REGULAR SEASON ROCKETS BESTS			2020-21 REGULAR SEASON TEAM		
Points	33	Luka Dončić @ HOU 1/4/21	Points	33	Eric Gordon vs. HOU 1/23/21	Biggest Win	13	@ HOU 1/4/21
Rebounds	16	Luka Dončić @ HOU 1/4/21	Rebounds	18	Kelly Olynyk @ HOU 4/7/21	Biggest Loss	25	vs. HOU 1/23/21
Assists	11	Luka Dončić @ HOU 1/4/21	Assists	10	James Harden @ HOU 1/4/21			

SERIES INFORMATION & NOTES

Overall series Houston leads 100-85

Home games vs. Rockets Dallas leads 47-43

Road games at Rockets Houston leads 55-38

Neutral site games Houston 2-0

Current series streak Houston won last two

in Dallas Houston won last three

in Houston Houston won last game

DALLAS

Last home win 107-104 (12/8/18)

Last road win 113-100 (1/4/21)

Largest margin of victory 35 (131-96, 1/19/86)

High point total 156 (2OT) (4/11/95)

Low point total 68 (2/4/81)

HOUSTON

Last home win 102-93 (4/7/21)

Last road win 133-108 (1/23/21)

Largest margin of victory 48 (116-68, 2/4/81)

High point total 153 (OT) (7/31/20)

Low point total 72 (3/21/06)

Series scoring record vs. Houston

Dirk Nowitzki (53 on 12/2/04)

Series scoring record vs. Dallas

James Harden (49 on 7/31/20 in OT)

The Rockets have taken 20 of the last 27 matchups...Houston produced the highest-scoring outing by a Dallas opponent ever in its 153-149 overtime win in Orlando on 7/31/20...James Harden finished with 49 points on 7/31/20, which also marked the highest individual scoring effort by a Rocket in the all-time series...Devin Harris and J.J. Barea both delivered historically efficient performances off the bench in the Mavericks' 128-108 win at Houston (11/28/18)...Harris recorded 20 points and 4 assists in 15 minutes, while Barea posted 13 points and 12 assists in 18 minutes (both performances were the first of their kind by reserves since the NBA began tracking subs on the box score in 1970-71)...Dirk Nowitzki became the 13th player in NBA history to reach the 26,000-point mark vs. Houston (1/29/14)...two of the top individual performances of the 2004-05 season took place on 12/2/04 when Nowitzki poured in a career-high 53 points and Tracy McGrady recorded a 48-point effort in Dallas' 113-106 overtime win...Dallas recorded a franchise-high 20 steals in a 101-98 loss to the Rockets on 3/7/04...on 4/11/95, the Mavericks' 156-147 double-overtime victory was the top team scoring game in club history.





INDIANA PACERS



Chairman, CEO and NBA Governor Herbert Simon
 Vice Chairman and NBA Alternate Governor Steve Simon
 Vice Chairman Jim Morris
 President of Basketball Operations Kevin Pritchard
 General Manager Chad Buchanan
 Head Coach Rick Carlisle
 Assistant Coaches Lloyd Pierce, Ronald Nored, Mike Weinar, Jenny Boucek
 Senior Director of Medical Operations/Head Athletic Trainer Josh Corbeil
 Radio 1070 The Fan/93.5 FM Broadcasters: Mark Boyle
 TV Bally Sports Indiana Broadcasters: Quinn Buckner, Chris Denari, Jeremiah Johnson, Eddie Gill
 Arena (Capacity) Gainbridge Fieldhouse 17,923

INDIANA PR STAFF

Vice President of Basketball Communications & Media Relations
 Michael Preston (mpreston@pacers.com)

Associate Director of Media Relations
 Krissy Myers (kmyers@pacers.com)

Public Relations Manager
 Wes Kaminski (wkaminski@pacers.com)

Senior Media Advisor
 David Benner

2020-21 SEASON SERIES RESULTS

Jan. 20 @ Indiana Dallas, 124-112
 Mar. 26 vs. Dallas Indiana, 109-94

2020-21 REGULAR SEASON VS. PACERS			2019-20 REGULAR SEASON VS. PACERS			SERIES HISTORY VS. PACERS				
DATE	SITE	TIME/RESULT	DATE	SITE	RESULT		ALL-TIME	STREAKS	LAST WIN	LAST LOSS
1/20/21	Indiana	W, 124-112	2/3/20	Indiana	W, 112-103	Overall	46-33	Lost 1	Jan. 20	Mar. 26
3/26/21	Dallas	L, 94-109	3/8/20	Dallas	L, 109-112	Home	26-14	Lost 2	Feb. 27	Mar. 26
						Road	20-19	Won 2	Jan. 20	Jan. 19

2020-21 DALLAS STATISTICS VS. INDIANA

PLAYER	GP-GS	MIN	FG-ATT	FG%	3FG-ATT	3FG%	FT-FTA	FT%	OFF	DEF	TOT/AVG	AST	PF-D	STL	TO	BLK	PTS	AVG
K. Porzingis	2-2	69.9	24-43	.558	4-12	.333	6-8	.750	12	19	31/15.5	7	6-10	0	2	2	58	29.0
T. Hardaway Jr.	2-1	57.6	13-27	.481	5-13	.385	4-4	1.000	0	8	8/4.0	4	3-2	1	2	0	35	17.5
J. Brunson	2-2	67.7	13-26	.500	0-4	.000	3-5	.600	0	7	7/3.5	6	4-7	0	4	0	29	14.5
T. Burke	2-0	49.3	12-24	.500	4-9	.444	0-0	.000	2	1	3/1.5	5	4-3	2	4	0	28	14.0
J. Green	2-1	31.4	7-12	.583	0-2	.000	1-2	.500	2	5	7/3.5	2	3-3	0	1	0	15	7.5
L. Dončić	1-1	37.9	5-15	.333	0-3	.000	3-4	.750	0	12	12/12.0	12	0-5	0	3	1	13	13.0
J. Richardson	1-1	36.0	4-14	.286	2-7	.286	1-2	.500	1	3	4/4.0	3	1-1	2	3	1	11	11.0
W. Cauley-Stein	1-0	18.9	4-9	.444	0-0	.000	2-4	.500	1	4	5/5.0	2	3-3	2	0	2	10	10.0
D. Finney-Smith	1-1	33.3	4-6	.667	0-2	.000	0-0	.000	3	2	5/5.0	2	2-0	1	2	0	8	8.0
J. Johnson	1-0	26.4	3-8	.375	0-4	.000	0-0	.000	1	5	6/6.0	2	2-0	0	1	2	6	6.0
M. Kleber	1-1	32.1	1-4	.250	1-4	.250	0-0	.000	0	6	6/6.0	1	4-1	0	0	2	3	3.0
N. Hinton	1-0	3.6	0-1	.000	0-0	.000	2-2	1.000	0	1	1/1.0	1	0-1	0	0	0	2	2.0
T. Bey	1-0	3.6	0-0	.000	0-0	.000	0-0	.000	2	1	3/3.0	0	0-0	0	0	0	0	0.0
W. Iwundu	1-0	1.9	0-1	.000	0-0	.000	0-0	.000	0	0	0/0.0	0	0-0	0	0	0	0	0.0
D. Powell	1-0	10.5	0-2	.000	0-2	.000	0-0	.000	0	2	2/2.0	2	3-1	1	1	0	0	0.0
TEAM	20-10	480.0	90-192	.469	16-62	.258	22-31	.710	24	76	100/50.0	49	35-37	9	23	10	218	109.0

2020-21 INDIANA STATISTICS VS. DALLAS

PLAYER	GP-GS	MIN	FG-ATT	FG%	3FG-ATT	3FG%	FT-FTA	FT%	OFF	DEF	TOT/AVG	AST	PF-D	STL	TO	BLK	PTS	AVG
M. Brogdon	2-2	66.5	16-33	.485	9-18	.500	7-9	.778	1	8	9/4.5	6	1-8	2	2	0	48	24.0
D. Sabonis	2-2	74.9	15-26	.577	4-7	.571	13-21	.619	6	19	25/12.5	9	6-14	0	7	1	47	23.5
D. McDermott	2-1	49.4	10-22	.455	6-13	.462	2-4	.500	4	5	9/4.5	6	4-2	0	1	1	28	14.0
E. Sumner	2-1	31.8	5-11	.455	3-6	.500	4-4	1.000	2	4	6/3.0	2	3-3	1	1	0	17	8.5
J. Holiday	2-2	59.1	6-15	.400	4-12	.333	0-0	.000	0	5	5/2.5	3	5-1	2	2	0	16	8.0
A. Holiday	2-0	28.1	5-14	.357	3-7	.429	0-0	.000	0	1	1/0.5	1	3-0	0	0	0	13	6.5
T. McConnell	2-0	44.9	6-12	.500	1-2	.500	0-0	.000	1	3	4/2.0	10	5-1	5	2	0	13	6.5
J. Lamb	2-0	33.3	5-13	.385	1-5	.200	1-1	1.000	1	2	3/1.5	3	2-3	3	1	0	12	6.0
C. LeVert	1-1	34.7	4-14	.286	2-7	.286	0-0	.000	0	5	5/5.0	3	1-1	0	0	0	10	10.0
M. Turner	1-1	33.4	3-10	.300	3-8	.375	0-0	.000	0	7	7/7.0	3	4-0	2	3	7	9	9.0
G. Bitadze	1-0	10.7	3-5	.600	0-1	.000	0-0	.000	3	3	6/6.0	1	1-2	0	0	3	6	6.0
J. Sampson	2-0	9.0	1-4	.250	0-0	.000	0-0	.000	3	4	7/3.5	0	1-0	0	1	1	2	1.0
B. Bowen II	1-0	1.6	0-0	.000	0-0	.000	0-0	.000	0	0	0/0.0	0	1-0	0	0	0	0	0.0
K. Martin	1-0	0.5	0-0	.000	0-0	.000	0-0	.000	0	0	0/0.0	0	0-0	0	0	0	0	0.0
C. Stanley	2-0	2.2	0-0	.000	0-0	.000	0-0	.000	0	0	0/0.0	0	0-0	0	0	0	0	0.0
TEAM	25-10	480.0	79-179	.441	36-86	.419	27-39	.692	21	66	87/43.5	47	37-35	15	20	13	221	110.5





DATE	SITE	W/L	SCORE	DATE	SITE	W/L	SCORE	DATE	SITE	W/L	SCORE	DATE	SITE	W/L	SCORE	DATE	SITE	W/L	SCORE
1/24/81	IND	L	89-107	3/31/89	IND	W	105-102	11/12/96	DAL	W	103-82	12/6/05	IND	W	84-75	3/9/14	DAL	W	105-94
2/27/81	DAL	L	111-118	4/10/89	DAL	L	103-110	3/26/97	IND	L	80-104	12/26/05	DAL	W	102-80	11/24/14	DAL	L	100-111
2/6/82	IND	W	95-89	1/2/90	DAL	W	110-106	1/10/98	DAL	L	79-94	1/4/07	DAL	W	100-91	3/29/15	IND	L	99-104
3/7/82	DAL	L	106-108	2/23/90	IND	W	102-91	2/13/98	IND	W	85-82*	11/23/07	IND	W	115-113*	12/16/15	IND	L	81-107
1/25/83	IND	W	134-126	2/5/91	DAL	W	114-109	2/21/00	IND	L	93-94	11/23/07	IND	L	107-111	3/12/16	DAL	L	105-112
3/17/83	DAL	W	120-105	2/27/91	IND	W	108-104	3/14/00	DAL	W	111-90	3/14/08	DAL	W	116-97	10/26/16	IND	L	121-130*
12/14/83	DAL	W	117-109	11/27/91	DAL	W	113-106	11/2/00	DAL	W	94-88	11/25/08	DAL	W	109-106	12/9/16	DAL	W	111-103
1/21/84	IND	W	118-111	12/13/91	IND	L	108-124	12/13/00	IND	L	92-97	3/20/09	IND	W	94-92	12/27/17	IND	W	98-94
10/31/84	IND	W	101-100	2/5/93	DAL	W	105-104	1/12/02	DAL	W	111-102	11/27/09	IND	W	113-92	2/26/18	DAL	W	109-103
3/5/85	DAL	W	108-102	2/28/93	IND	L	96-110	2/5/02	IND	W	141-140**	2/22/10	DAL	W	91-82	1/19/19	IND	L	99-111
11/23/85	DAL	W	117-104	2/5/93	DAL	L	73-84	11/28/02	IND	L	98-110	1/12/11	IND	L	89-102	2/27/19	DAL	W	110-101
3/24/86	IND	W	126-120	2/22/94	IND	L	101-107	12/17/02	DAL	W	118-97	3/4/11	DAL	W	116-108	2/3/20	IND	W	112-103
1/5/87	DAL	L	135-144	1/6/95	DAL	W	103-92	1/9/04	DAL	L	80-92	2/3/12	DAL	L	87-98	3/8/20	DAL	L	109-112
1/17/87	IND	W	119-115**	2/26/95	IND	L	92-100	3/24/04	IND	L	99-103	11/16/12	IND	L	83-103	1/20/21	IND	W	124-112
12/23/87	IND	W	110-109	12/22/95	IND	L	79-90	1/8/05	DAL	W	121-101	3/28/13	DAL	L	87-103	3/26/21	DAL	L	94-109
1/13/88	DAL	W	110-108	1/9/96	DAL	L	84-91	2/4/05	IND	L	94-95	2/12/14	IND	W	81-73	--	--	--	--

*overtime

2021-22 VS MAVERICKS

Dec. 10 at Indiana
Jan. 29 at Dallas

2020-21 SEASON

34-38 (.472)
in Central

PLAYOFFS

Did not qualify

2020-21 REGULAR SEASON INDIVIDUAL BESTS			2020-21 REGULAR SEASON PACERS BESTS			2020-21 REGULAR SEASON TEAM		
Points	31	Kristaps Porzingis vs. IND 3/26/21	Points	26	Malcolm Brogdon @ IND 1/20/21	Biggest Win	12	@ IND 1/20/21
Rebounds	18	Kristaps Porzingis vs. IND 3/26/21	Rebounds	15	Domantas Sabonis vs. IND 3/26/21	Biggest Loss	15	vs. IND 3/26/21
Assists	12	Luka Dončić @ IND 1/20/21	Assists	6	T.J. McConnell @ IND 1/20/21			

SERIES INFORMATION & NOTES

Overall series Dallas leads 45-34
Home games vs. Pacers Dallas leads 26-14
Road games at Pacers Indiana leads 20-19
Current series streak Indiana won last game
in Dallas Indiana won last game
in Indiana Dallas won last two

DALLAS

Last home win 110-101 (2/27/19)
Last road win 124-112 (1/20/21)
Largest margin of victory 22 (102-80, 12/26/06)
High point total 141 (2OT) (2/5/02)
Low point total 73 (2/17/94)

INDIANA

Last home win 111-99 (1/19/19)
Last road win 109-94 (3/26/21)
Largest margin of victory 26 (107-81, 12/16/15)
High point total 144 (1/5/87)
Low point total 73 (2/12/14)

Series scoring record vs. Indiana

Dirk Nowitzki (43 on 1/12/07)

Mark Aguirre (43 on 1/25/83)

Series scoring record vs. Dallas

Butch Carter (42 on 1/25/83)

Indiana has taken two of the last three meetings (after Dallas won 5 of the previous 6)...the Mavericks are 26-14 (.650) all-time at home against the Pacers (compared to 19-20 on the road)...on 12/16/15, the Pacers defeated the Mavericks by 26 (107-81), the largest margin of victory in the all-time series...Jason Kidd passed Dale Ellis (1,719) for third place on the NBA's all-time 3-point field goals made list with a trey at the 7:48 mark of the third period at Indiana (1/12/11)...Indiana handed the Mavericks their first loss of the 2002-03 season on 11/28/02, as Dallas (14-1) fell one win shy of the best start in NBA history...James Donaldson played a franchise-record 51 minutes without committing a turnover in the Mavericks' 119-115 double-overtime loss to the Pacers (1/17/87).





LA CLIPPERS



Owner Steve Ballmer
 President, Basketball Operations Lawrence Frank
 Head Coach Tyronn Lue
 General Manager Michael Winger
 Associate Head Coach Daniel Craig
 Assistant Coaches .. Jeremy Castleberry, Larry Drew, Shaun Fein, Jay Larranaga, Brendan O'Connor, Brian Shaw
 Director of Medical Services/Head Athletic Trainer Jasen Powell
 Television SoCal. Brian Sieman
 Radio (English) AM 570 (LA Sports). Noah Eagle
 Team Colors Red, Blue, Silver, Black
 Address 6951 S. Centinela Ave. Playa Vista, CA 90094
 Arena STAPLES Center – 19,060 (1999)

LA CLIPPERS PR STAFF

Chief Communications Officer
 Chris Wallace (cwallace@clippers.com)

Director of Communications
 Dennis Rogers (drogers@clippers.com)

Basketball Communications Manager
 Curtis Jackson (cjackson@clippers.com)

Basketball Communications Assistant
 Cooper Dzierzanowski (cdzierzanowski@clippers.com)

2020-21 SEASON SERIES RESULTS

Dec. 27 @ LA Clippers Dallas, 124-73
 Mar. 15 vs. Dallas LA Clippers, 109-99
 Mar. 17 vs. Dallas Dallas, 105-89

2020-21 REGULAR SEASON VS. CLIPPERS			2019-20 REGULAR SEASON VS. CLIPPERS			SERIES HISTORY VS. CLIPPERS				
DATE	SITE	TIME/RESULT	DATE	SITE	RESULT		ALL-TIME	STREAKS	LAST WIN	LAST LOSS
12/27/20	LA Clippers	W, 124-73	11/26/19	Dallas	L, 99-114	Overall	95-67	Won 1	Mar. 17	Mar. 15
3/15/21	Dallas	L, 99-109	1/21/20	Dallas	L, 107-110	Home	56-27	Won 1	Mar. 17	Mar. 15
3/17/21	Dallas	W, 105-89	8/6/20	Dallas	L, 111-126	Road	39-40	Won 1	Dec. 27	Feb. 25

2020-21 DALLAS STATISTICS VS. LA CLIPPERS

PLAYER	GP-GS	MIN	FG-ATT	FG%	3FG-ATT	3FG%	FT-FTA	FT%	OFF	DEF	TOT/AVG	AST	PF-D	STL	TO	BLK	PTS	AVG
L. Dončić	3-3	107.1	33-69	.478	10-27	.370	15-18	.833	1	24	25/8.3	33	7-19	6	13	2	91	30.3
T. Hardaway Jr.	3-2	89.7	21-38	.553	12-24	.500	0-0	.000	0	12	12/4.0	4	5-2	3	2	0	54	18.0
J. Richardson	3-3	95.8	16-30	.533	6-15	.400	3-3	1.000	4	7	11/3.7	6	6-2	6	2	2	41	13.7
K. Porzingis	2-2	66.1	14-28	.500	4-11	.364	1-2	.500	4	16	20/10.0	0	2-7	0	5	3	33	16.5
J. Brunson	3-0	52.9	9-15	.600	4-7	.571	2-2	1.000	1	6	7/2.3	8	4-2	1	6	0	24	8.0
M. Kleber	3-2	93.9	6-14	.429	4-11	.364	4-4	1.000	1	15	16/5.3	1	7-2	1	2	2	20	6.7
W. Cauley-Stein	3-0	46.2	7-12	.583	0-2	.000	5-5	1.000	4	6	10/3.3	2	4-4	1	0	4	19	6.3
D. Finney-Smith	2-2	44.8	5-12	.417	4-9	.444	2-2	1.000	1	3	4/2.0	3	3-1	1	2	0	16	8.0
T. Burke	3-0	29.2	3-5	.600	1-2	.500	0-0	.000	0	2	2/0.7	1	0-0	1	2	0	7	2.3
W. Iwundu	2-0	22.2	3-6	.500	0-2	.000	0-0	.000	0	3	3/1.5	0	3-1	1	1	0	6	3.0
J. Johnson	1-0	20.4	1-6	.167	1-3	.333	2-2	1.000	2	6	8/8.0	3	2-1	2	0	0	5	5.0
J. Green	1-0	11.6	1-3	.333	0-0	.000	2-2	1.000	0	2	2/2.0	2	0-1	0	1	0	4	4.0
B. Marjanović	1-0	10.3	2-4	.500	0-2	.000	0-2	.000	2	3	5/5.0	0	0-1	0	1	0	4	4.0
D. Powell	2-1	21.2	1-1	1.000	0-0	.000	2-2	1.000	1	3	4/2.0	0	2-3	1	1	0	4	2.0
T. Terry	1-0	8.8	0-2	.000	0-1	.000	0-0	.000	0	1	1/1.0	0	1-0	1	0	0	0	0.0
TEAM	33-15	720.0	122-245	.498	46-116	.397	38-44	.864	21	109	130/43.3	63	46-46	25	38	13	328	109.3

2020-21 LA CLIPPERS STATISTICS VS. DALLAS

PLAYER	GP-GS	MIN	FG-ATT	FG%	3FG-ATT	3FG%	FT-FTA	FT%	OFF	DEF	TOT/AVG	AST	PF-D	STL	TO	BLK	PTS	AVG
P. George	3-3	103.3	19-51	.373	7-20	.350	13-15	.867	2	14	16/5.3	13	3-15	1	12	1	58	19.3
K. Leonard	2-2	77.3	18-41	.439	2-9	.222	4-7	.571	4	11	15/7.5	14	6-8	6	3	0	42	21.0
I. Zubac	3-2	86.4	17-21	.810	0-0	.000	5-6	.833	9	11	20/6.7	3	4-6	4	4	1	39	13.0
R. Jackson	3-2	66.2	10-25	.400	4-12	.333	1-2	.500	0	8	8/2.7	5	2-4	3	3	0	25	8.3
M. Morris Sr.	2-2	66.6	11-25	.440	3-15	.200	0-0	.000	2	11	13/6.5	6	5-3	3	2	0	25	12.5
N. Batum	3-1	76.4	7-13	.538	5-9	.556	0-0	.000	1	14	15/5.0	4	5-1	2	2	0	19	6.3
L. Williams	3-0	58.0	7-24	.292	3-8	.375	2-2	1.000	1	2	3/1.0	6	2-2	2	1	1	19	6.3
S. Ibaka	1-1	19.5	6-11	.545	0-4	.000	1-2	.500	1	8	9/9.0	1	2-1	0	0	1	13	13.0
L. Kennard	1-1	29.0	3-11	.273	1-6	.167	0-0	.000	0	2	2/2.0	1	2-0	1	2	0	7	7.0
T. Mann	3-0	50.4	3-10	.300	0-3	.000	1-2	.500	1	8	9/3.0	2	6-3	1	1	0	7	2.3
M. Kabengele	2-0	16.6	1-4	.250	1-4	.250	2-2	1.000	0	2	2/1.0	0	2-1	1	0	0	5	2.5
P. Patterson	2-0	15.6	2-3	.667	1-2	.500	0-0	.000	0	2	2/1.0	1	0-0	0	0	0	5	2.5
D. Otuuru	2-0	13.5	2-4	.500	0-1	.000	0-0	.000	0	2	2/1.0	0	2-0	0	2	1	4	2.0
P. Beverley	1-1	21.9	0-2	.000	0-2	.000	2-2	1.000	0	2	2/2.0	0	4-1	0	1	0	2	2.0
A. Coffey	3-0	19.3	0-5	.000	0-2	.000	1-2	.500	1	0	1/0.3	2	1-1	0	0	0	1	0.3
TEAM	34-15	720.0	106-250	.424	27-97	.278	32-42	.762	22	97	119/39.7	58	46-46	24	33	5	271	90.3





DATE	SITE	W/L	SCORE	DATE	SITE	W/L	SCORE	DATE	SITE	W/L	SCORE	DATE	SITE	W/L	SCORE	DATE	SITE	W/L	SCORE
11/4/80	DAL	L	102-116	3/31/87	DAL	W	118-102	4/18/96	DAL	W	104-91	12/10/03	LAC	L	99-100	1/9/13	LAC	L	93-99
12/12/80	DAL	W	112-109*	4/11/87	LAC	W	129-100	4/23/96	LAC	L	102-124	12/20/03	DAL	L	105-115	3/26/13	DAL	W	109-102*
12/18/80	SDC	L	92-102	11/18/87	DAL	W	97-87	11/17/95	LAC	L	90-101	2/24/04	DAL	W	116-91	1/3/14	DAL	L	112-119
1/18/81	SDC	L	109-115	1/18/88	LAC	W	109-91	1/30/96	DAL	W	105-101	3/14/04	LAC	W	101-88	1/15/14	LAC	L	127-129
3/1/81	DAL	W	99-91	1/22/88	DAL	W	110-87	3/14/96	LAC	L	96-110	1/20/05	DAL	W	99-77	3/27/14	DAL	L	103-109
12/3/81	SDC	L	111-113	2/14/88	LAC	W	110-100	4/6/96	DAL	W	101-96	1/24/05	LAC	L	87-97	4/3/14	LAC	W	113-107
1/7/82	SDC	W	113-112	3/18/88	LAC	W	106-98	11/21/96	DAL	W	105-94	3/2/05	LAC	L	92-101	1/10/15	LAC	L	100-120
1/13/82	DAL	L	102-105	1/25/89	DAL	W	117-98	12/10/96	LAC	W	100-95	1/20/06	LAC	W	101-81	2/9/15	DAL	L	98-115
2/3/82	DAL	L	106-113	2/6/89	LAC	W	129-111	2/18/97	LAC	L	69-87	2/21/06	DAL	W	93-91	3/13/15	DAL	W	129-99
3/13/82	SDC	W	126-118	2/14/89	DAL	W	117-98	4/14/97	DAL	L	93-99	4/10/06	LAC	W	75-73	10/29/15	LAC	L	88-104
12/11/82	DAL	W	124-118	3/22/89	LAC	L	112-116	12/9/97	DAL	L	112-116	12/9/97	DAL	L	71-85	11/11/15	DAL	W	118-108
12/21/82	SDC	W	121-118	11/8/89	LAC	W	123-99	1/3/98	LAC	W	88-97	11/8/06	LAC	L	85-103	3/7/16	DAL	L	90-109
1/12/83	DAL	W	112-110	11/17/89	DAL	W	122-105	3/5/98	DAL	L	119-109	12/22/06	DAL	W	115-83	4/10/16	LAC	L	91-98
3/13/83	DAL	W	111-102	12/22/89	DAL	W	101-92	3/29/98	LAC	L	86-108	4/9/07	DAL	L	86-96	11/23/16	DAL	L	104-124
3/24/83	SDC	W	118-113	4/10/90	LAC	L	90-98	2/20/99	LAC	W	105-90	12/21/07	DAL	W	102-89	12/23/16	LAC	W	90-88
12/11/83	SDC	L	116-118	11/28/90	DAL	W	107-88	3/2/99	DAL	W	112-99	1/12/08	LAC	W	95-94	3/23/17	DAL	W	97-95
12/28/83	SDC	W	109-92	12/5/90	DAL	L	89-93	4/1/99	DAL	W	93-84	3/25/08	DAL	W	103-90	4/5/17	LAC	L	101-112
1/6/84	DAL	W	123-106	1/18/91	LAC	L	112-119†	1/27/00	DAL	W	99-90	3/3/08	LAC	W	93-86	11/11/17	LAC	L	98-119
3/14/84	DAL	W	105-101	3/29/91	LAC	L	96-105	2/5/00	LAC	W	119-106	11/9/08	LAC	L	92-103	12/2/17	DAL	W	108-82
4/10/84	SDC	W	116-114	11/14/91	DAL	W	95-88	3/28/00	LAC	W	112-102	12/2/08	DAL	W	100-98	2/5/18	LAC	L	101-104
12/5/84	DAL	L	106-110	2/4/92	LAC	L	80-97	4/8/00	DAL	W	98-96	12/28/08	LAC	W	98-76	12/2/18	DAL	W	114-110
12/26/84	DAL	W	124-118	3/13/92	LAC	L	97-105	11/13/00	LAC	W	90-76	1/6/09	DAL	W	107-102	12/20/18	LAC	L	121-125
1/19/85	LAC	W	101-100	3/18/92	DAL	L	86-117	12/28/00	DAL	W	105-96	10/31/09	LAC	W	93-84	1/22/19	DAL	W	106-98
4/5/85	DAL	L	122-126*	11/25/92	DAL	L	112-130	2/26/01	LAC	W	102-92	3/23/10	DAL	W	106-96	2/25/19	LAC	L	112-121
4/14/85	LAC	W	96-92	12/22/92	LAC	L	94-108	3/11/01	DAL	W	111-93	4/12/10	LAC	W	117-94	11/26/19	DAL	L	99-114
11/30/85	DAL	W	124-115	4/4/93	LAC	L	115-119	1/26/02	LAC	W	133-112	10/31/10	LAC	W	99-83	1/21/20	DAL	L	107-110
12/10/85	LAC	L	118-120	4/20/93	DAL	L	98-107	1/29/02	DAL	L	100-117	1/25/11	DAL	W	112-105	8/6/20	DAL	L	111-126
1/22/86	DAL	L	118-131	11/18/93	LAC	L	84-88	2/16/02	LAC	L	110-119	3/30/11	LAC	W	106-100	12/27/20	LAC	W	124-73
3/6/86	LAC	W	131-113	11/23/93	DAL	L	98-105	4/4/02	DAL	W	115-90	4/8/11	DAL	W	107-96	3/15/21	DAL	L	99-109
4/12/86	LAC	L	108-115	3/8/94	DAL	L	110-116	12/10/02	DAL	W	110-116	1/18/12	LAC	L	89-91	3/17/21	DAL	W	105-89
11/4/86	DAL	W	118-86	3/11/94	LAC	L	96-106	1/2/03	LAC	W	102-92	2/13/12	DAL	W	96-92	--	--	--	--
11/20/86	LAC	W	113-108	12/17/94	LAC	W	106-87	1/12/03	DAL	W	96-90	4/2/12	DAL	L	75-94	--	--	--	--
2/14/87	DAL	W	138-107	1/11/95	DAL	W	98-93	3/26/03	LAC	W	114-107	12/5/12	LAC	L	90-112	--	--	--	--

* overtime † neutral location

2021-22 VS MAVERICKS

Nov. 21 at Los Angeles
 Nov. 23 at Los Angeles
 Feb. 10 at Dallas
 Feb. 12 at Dallas

2020-21 SEASON

47-25 (.653)
 in Pacific

PLAYOFFS

Defeated Dallas, 4-3
 Defeated Utah, 4-2
 Lost to Phoenix, 4-2

2020-21 REGULAR SEASON INDIVIDUAL BESTS			2020-21 REGULAR SEASON CLIPPERS BESTS			2020-21 REGULAR SEASON TEAM		
Points	42	Luka Dončić vs. LAC 3/17/21	Points	28	Paul George vs. LAC 3/17/21	Biggest Win	51	@ LAC 12/27/20
Rebounds	13	Kristaps Porzingis vs. LAC 3/17/21	Rebounds	11	Ivica Zubac vs. LAC 3/15/21	Biggest Loss	10	vs. LAC 3/15/21
Assists	16	Luka Dončić vs. LAC 3/15/21	Assists	7	Kawhi Leonard vs. LAC 3/17/21, Kawhi Leonard vs. LAC 3/15/21			

SERIES INFORMATION & NOTES

Overall series Dallas leads 95-67
Home games vs. Clippers Dallas leads 56-27
Road games at Clippers L.A. leads 40-39
Neutral site games L.A. 1-0
Current series streak Dallas won last game
in Dallas Dallas won last game
in L.A. Dallas won last game

DALLAS

Last home win 105-89 (3/17/21)
Last road win 124-73 (12/27/20)
Largest margin of victory 51 (12/27/20)
High point total 138 (2/14/87)
Low point total 69 (2/18/97)

LA CLIPPERS

Last home win 121-112 (2/25/19)
Last road win 109-99 (3/15/21)
Largest margin of victory 31 (117-86, 3/18/92)
High point total 131 (1/22/86)
Low point total 73 (twice)

Series scoring record vs. L.A. Clippers

Luka Dončić (42 on 3/17/21)

Series scoring record vs. Dallas

Norm Nixon (39 on 1/19/85)

The Mavericks defeated the Clippers by 51 (124-73) at STAPLES Center on 12/27/20, marking the second-biggest win in franchise history (53, 123-70, vs. PHI 11/13/14)...Dallas held a 50-point advantage at the half (12/27/20), setting a new NBA record for the largest half-time lead in the shot-clock era (since 1954-55)...Los Angeles won 21-of-31 meetings from January 2012 to April 2020...Dallas won 16-of-17 from December 2006 to April 2011...Rick Carlisle recorded his 700th career win in Dallas' 108-82 victory over the Clippers (12/2/17), becoming the 18th coach in NBA history and the third active coach (Gregg Popovich, Doc Rivers) to reach the milestone...on 1/18/12, the Clippers snapped a 10-game losing streak against the Mavericks after Chauncey Billups hit a game-winning 3-pointer with 1.0 second left (L.A. won 91-89)...on 1/12/08, Jerry Stackhouse sank a 3-pointer with no time on the clock to give Dallas the 95-94 victory.





LOS ANGELES LAKERS



Governor Jeanie Buss
 VP, Basketball Operations & General Manager Rob Pelinka
 Head Coach Frank Vogel
 Assistant Coaches ... David Fizdale, Phil Handy, Mike Penberthy, Miles Simon, Quinton Crawford, John Lucas III
 Head Athletic Trainer Roger Sancho
 Radio ESPNLA Radio (710 AM) – John Ireland (Play-by-Play), Mychal Thompson (Analyst)
 Television Spectrum SportsNet – Bill Macdonald (Play-by-Play), Stu Lantz (Analyst), Mike Trudell (Sideline)
 Address 2275 E. Mariposa Ave., El Segundo, CA 90245
 Main Phone (310) 426-6000
 Team Colors Purple and Gold

LA LAKERS PR STAFF

Associate Director, Media Relations
 TaNisha Cooper (tcooper@la-lakers.com)

Coordinator, Media Relations
 Noah Camarena (ncamarena@la-lakers.com)

Media Relations Assistant
 Matt Fleer (mfleer@la-lakers.com)

2020-21 SEASON SERIES RESULTS

Dec. 25 @ LA Lakers LA Lakers, 138-115
 Apr. 22 vs. Dallas Dallas, 115-110
 Apr. 24 vs. Dallas Dallas, 108-93

2020-21 REGULAR SEASON VS. LAKERS			2019-20 REGULAR SEASON VS. LAKERS			SERIES HISTORY VS. LAKERS				
DATE	SITE	TIME/RESULT	DATE	SITE	RESULT		ALL-TIME	STREAKS	LAST WIN	LAST LOSS
12/25/20	LA Lakers	L, 115-138	11/1/19	Dallas	L, 110-119 (OT)	Overall	50-115	Won 2	Apr. 24	Dec. 25
4/22/21	Dallas	W, 115-110	12/1/19	LA Lakers	W, 114-100	Home	30-52	Won 2	Apr. 24	Jan. 10
4/24/21	Dallas	W, 108-93	12/29/19	LA Lakers	L, 95-108	Road	20-63	Lost 2	Dec. 1	Dec. 25
			1/10/20	Dallas	L, 114-129					

2020-21 DALLAS STATISTICS VS. LA LAKERS

PLAYER	GP-GS	MIN	FG-ATT	FG%	3FG-ATT	3FG%	FT-FTA	FT%	OFF	DEF	TOT/AVG	AST	PF-D	STL	TO	BLK	PTS	AVG
L. Dončić	3-3	109.6	24-55	.436	7-20	.350	20-24	.833	1	20	21/7.0	28	6-22	3	14	1	75	25.0
D. Powell	3-3	68.9	19-21	.905	1-1	1.000	7-11	.636	2	12	14/4.7	3	8-10	5	3	0	46	15.3
D. Finney-Smith	3-3	98.4	16-27	.593	8-16	.500	1-1	1.000	5	7	12/4.0	4	5-3	6	4	0	41	13.7
J. Richardson	2-2	58.1	11-23	.478	3-8	.375	5-5	1.000	1	3	4/2.0	3	4-3	2	1	2	30	15.0
T. Hardaway Jr.	3-2	84.8	8-35	.229	3-16	.188	7-11	.636	1	11	12/4.0	5	4-8	0	4	1	26	8.7
W. Cauley-Stein	3-0	64.6	6-12	.500	0-1	.000	7-12	.583	4	8	12/4.0	2	7-9	3	3	3	19	6.3
K. Porzingis	1-1	28.9	6-11	.545	1-1	1.000	6-7	.857	2	4	6/6.0	1	3-4	1	0	0	19	19.0
T. Burke	1-0	24.5	5-10	.500	4-7	.571	3-4	.750	0	1	1/1.0	2	5-2	0	0	1	17	17.0
J. Brunson	3-0	58.1	6-19	.316	0-2	.000	4-5	.800	2	9	11/3.7	9	6-4	2	5	0	16	5.3
J. Redick	2-0	30.9	6-9	.667	3-4	.750	0-0	.000	0	1	1/0.5	1	1-2	0	3	1	15	7.5
M. Kleber	2-1	53.3	4-11	.364	4-8	.500	2-2	1.000	4	11	15/7.5	5	3-2	3	0	0	14	7.0
B. Marjanović	1-0	7.0	3-4	.750	0-0	.000	0-0	.000	0	1	1/1.0	0	1-1	0	0	0	6	6.0
N. Melli	1-0	14.5	2-3	.667	1-2	.500	1-2	.500	0	5	5/5.0	1	1-1	1	0	1	6	6.0
J. Johnson	1-0	11.9	1-1	1.000	0-0	.000	2-3	.667	0	1	1/1.0	4	0-2	1	0	0	4	4.0
W. Iwundu	1-0	2.4	1-1	1.000	0-0	.000	0-0	.000	0	0	0/0.0	0	0-0	0	0	0	2	2.0
T. Terry	1-0	1.7	1-1	1.000	0-0	.000	0-0	.000	0	0	0/0.0	1	0-0	0	0	0	2	2.0
J. Green	1-0	2.4	0-0	.000	0-0	.000	0-0	.000	0	0	0/0.0	0	0-0	0	0	0	0	0.0
TEAM	32-15	720.0	119-243	.490	35-86	.407	65-87	.747	22	94	116/38.7	69	54-73	27	37	10	338	112.7

2020-21 LA LAKERS STATISTICS VS. DALLAS

PLAYER	GP-GS	MIN	FG-ATT	FG%	3FG-ATT	3FG%	FT-FTA	FT%	OFF	DEF	TOT/AVG	AST	PF-D	STL	TO	BLK	PTS	AVG
D. Schroder	3-3	99.5	23-42	.548	5-14	.357	8-10	.800	3	5	8/2.7	29	14-8	1	10	0	59	19.7
A. Davis	3-3	75.3	17-45	.378	3-12	.250	12-17	.706	3	12	15/5.0	9	2-13	3	4	1	49	16.3
K. Caldwell-Pope	2-2	58.6	12-24	.500	8-18	.444	5-5	1.000	0	1	1/0.5	2	6-3	2	0	2	37	18.5
M. Harrell	2-0	45.8	17-21	.810	0-1	.000	2-5	.400	7	6	13/6.5	2	9-4	2	3	0	36	18.0
K. Kuzma	3-2	83.8	14-32	.438	7-15	.467	0-0	.000	4	10	14/4.7	6	8-0	3	4	2	35	11.7
B. McLemore	2-1	39.2	8-15	.533	7-13	.538	0-1	.000	1	2	3/1.5	0	8-0	0	1	1	23	11.5
L. James	1-1	31.4	8-18	.444	3-8	.375	3-4	.750	1	6	7/7.0	10	0-4	1	4	0	22	22.0
A. Drummond	2-2	60.2	8-15	.533	0-0	.000	4-4	1.000	6	25	31/15.5	4	6-6	4	5	3	20	10.0
A. Caruso	3-0	65.1	5-11	.455	3-7	.429	5-6	.833	1	6	7/2.3	8	6-8	6	3	2	18	6.0
M. Morris	3-0	56.8	7-24	.292	3-16	.188	0-0	.000	3	7	10/3.3	4	3-0	3	2	0	17	5.7
T. Horton-Tucker	3-0	36.6	5-11	.455	1-4	.250	4-4	1.000	1	2	3/1.0	5	6-4	1	3	1	15	5.0
W. Matthews	2-0	22.7	2-6	.333	0-4	.000	0-0	.000	0	2	2/1.0	0	1-2	1	0	0	4	2.0
M. Gasol	2-1	38.0	0-1	.000	0-1	.000	3-4	.750	4	12	16/8.0	2	4-2	0	2	1	3	1.5
A. McKinnie	1-0	2.4	1-1	1.000	1-1	1.000	0-0	.000	0	1	1/1.0	0	0-0	0	0	0	3	3.0
Q. Cook	1-0	2.4	0-1	.000	0-0	.000	0-0	.000	0	0	0/0.0	0	0-0	0	0	0	0	0.0
J. Dudley	1-0	2.4	0-0	.000	0-0	.000	0-0	.000	1	2	3/3.0	0	0-0	0	0	0	0	0.0
TEAM	34-15	720.0	127-267	.476	41-114	.360	46-60	.767	35	99	134/44.7	81	73-54	27	41	13	341	113.7





DATE	SITE	W/L	SCORE	DATE	SITE	W/L	SCORE	DATE	SITE	W/L	SCORE	DATE	SITE	W/L	SCORE	DATE	SITE	W/L	SCORE
11/7/80	DAL	L	102-126	2/2/87	LAL	W	103-99	4/5/95	DAL	W	130-111	4/8/03	LAL	L	99-108	4/15/12	LAL	L	108-112*
11/16/80	LAL	L	102-110	11/20/87	LAL	L	116-119	4/16/95	LAL	L	111-125	10/28/03	LAL	L	93-109	10/30/12	LAL	W	99-91
12/9/80	DAL	L	92-103	1/6/88	LAL	L	89-103	1/15/95	LAL	L	97-114	12/4/03	DAL	L	103-114	1/24/12	DAL	L	89-115
2/15/81	LAL	L	99-107	3/6/88	DAL	L	97-108	2/16/96	LAL	L	114-119	12/12/03	LAL	W	110-93	2/24/13	DAL	L	99-103
3/17/81	DAL	L	109-114	3/12/88	LAL	W	110-101	2/23/96	DAL	L	88-114	1/22/04	DAL	W	106-87	4/2/13	LAL	L	81-101
11/8/81	LAL	L	111-121	4/20/88	DAL	L	107-114	4/16/96	DAL	L	95-113	1/5/05	DAL	W	118-104	1/15/13	DAL	W	123-104
11/24/81	DAL	L	110-125	1/14/88	DAL	L	113-116	1/20/97	LAL	L	99-109	3/4/05	LAL	L	103-108	1/7/14	DAL	W	110-97
3/14/82	LAL	L	116-138	1/20/89	LAL	L	99-115	1/28/97	DAL	L	83-102	3/10/05	DAL	L	95-100	4/4/14	LAL	W	107-95
3/19/82	DAL	L	106-112	1/29/89	DAL	L	93-118	3/4/97	DAL	L	92-102	4/17/05	LAL	W	114-112	11/21/14	DAL	W	140-106
3/23/82	LAL	W	118-116	3/17/89	LAL	L	103-106	4/6/97	LAL	L	80-87	12/12/05	DAL	L	106-109	12/26/14	DAL	W	102-98
11/17/82	DAL	W	118-117	1/13/89	DAL	L	98-102	1/11/97	DAL	L	96-118	12/20/05	LAL	L	90-112	3/8/15	LAL	W	100-93
12/19/82	LAL	L	108-110	1/12/89	LAL	L	98-107	12/14/97	LAL	L	89-119	2/7/06	DAL	W	102-87	4/12/15	LAL	W	120-106
2/2/83	DAL	W	122-120	3/7/90	DAL	L	91-103	2/17/98	LAL	L	88-101	12/13/06	DAL	W	110-101	1/11/15	LAL	W	103-93
3/20/83	LAL	L	110-117	4/9/90	LAL	L	106-113	4/14/98	DAL	L	95-111	1/7/07	LAL	L	98-101	1/13/15	DAL	W	90-82
11/5/83	DAL	W	107-102	11/16/90	DAL	W	99-86	4/17/98	LAL	L	95-124	1/18/07	DAL	W	114-95	1/26/16	LAL	W	92-90
11/9/83	LAL	L	106-120	12/12/90	LAL	W	112-97	2/17/99	LAL	L	88-101	3/11/07	LAL	W	108-72	1/18/16	LAL	W	109-97
12/2/83	DAL	L	133-118	2/12/91	DAL	L	92-106	3/22/99	DAL	L	93-96	1/25/08	DAL	W	112-105	12/29/16	DAL	W	101-89
3/9/84	DAL	L	120-121**	4/15/91	LAL	L	106-112	5/3/99	LAL	L	102-115	3/2/08	LAL	L	104-108*	1/22/17	DAL	W	122-73
4/13/84	LAL	W	104-103	11/29/91	DAL	L	113-114*	11/7/99	LAL	L	97-105	3/18/08	DAL	L	100-102	3/7/17	DAL	W	122-111
10/28/84	DAL	W	107-96	12/8/91	LAL	L	88-103	11/9/99	DAL	L	101-123	4/4/08	LAL	L	108-112	1/13/18	DAL	L	101-107*
1/11/85	DAL	L	102-121	1/7/92	DAL	L	80-104	12/27/99	LAL	L	106-108	11/11/08	DAL	L	99-106	2/10/18	DAL	W	130-123
1/18/85	LAL	L	92-110	3/26/92	LAL	L	92-115	4/18/00	DAL	W	112-102	11/28/08	LAL	L	107-114	2/23/18	LAL	L	102-124
3/2/85	DAL	L	106-125	11/29/92	LAL	L	85-114	12/3/00	LAL	L	97-99	3/15/09	LAL	L	100-107	3/28/18	LAL	L	93-103
3/29/85	LAL	L	115-120	12/16/92	DAL	W	102-95	12/22/00	DAL	L	103-108	10/30/09	LAL	W	94-80	10/31/18	LAL	L	113-114
10/29/85	DAL	L	115-133	2/8/93	LAL	L	100-108*	2/20/01	DAL	L	109-119	1/3/10	LAL	L	96-131	11/30/18	LAL	L	103-114
12/8/85	LAL	L	119-125	2/17/93	DAL	L	110-127	3/30/01	LAL	L	89-98	1/13/10	DAL	L	95-100	1/7/19	DAL	L	97-107
2/4/86	LAL	L	102-110	4/14/93	DAL	L	99-112	12/5/01	LAL	L	94-98	2/24/10	DAL	W	101-96	11/1/19	DAL	L	110-119*
2/26/86	DAL	L	116-119	12/1/93	LAL	L	91-124	2/3/02	DAL	L	94-101	1/19/11	DAL	W	109-100	12/1/19	LAL	W	114-100
4/13/86	LAL	W	127-104	2/4/94	DAL	L	87-95	3/17/02	DAL	L	103-105	3/12/11	DAL	L	91-96	12/29/19	LAL	L	95-108
11/18/86	DAL	L	110-114	3/10/94	LAL	L	101-106	3/19/02	DAL	W	114-98	3/31/11	LAL	L	82-110	1/10/20	DAL	L	114-129
12/5/86	LAL	L	104-112	3/23/94	DAL	L	109-112	11/19/02	DAL	W	98-72	1/16/12	LAL	L	70-73	12/25/20	LAL	L	115-138
12/20/86	DAL	W	130-119	11/23/94	LAL	L	106-118	12/6/02	LAL	L	103-105	2/22/12	DAL	L	91-96	4/22/21	DAL	W	115-110
1/24/87	DAL	W	132-117	12/13/94	DAL	L	108-115	4/3/03	DAL	L	89-100	3/21/12	DAL	L	93-103	4/24/21	DAL	W	108-93

* overtime

2021-22 VS MAVERICKS

Dec. 15 at Dallas
Mar. 1 at Los Angeles
Mar. 29 at Dallas

2020-21 SEASON

42-30 (.583)
in Pacific

PLAYOFFS

Lost to Phoenix, 4-2

2020-21 REGULAR SEASON INDIVIDUAL BESTS			2020-21 REGULAR SEASON LAKERS BESTS			2020-21 REGULAR SEASON TEAM		
Points	30	Luka Dončić vs. LAL 4/22/21	Points	29	Kentavious Caldwell-Pope vs. LAL 4/22/21	Biggest Win	15	vs. LAL 4/24/21
Rebounds	10	Maxi Kleber vs. LAL 4/24/21	Rebounds	19	Andre Drummond vs. LAL 4/22/21	Biggest Loss	23	@ LAL 12/25/20
Assists	13	Luka Dončić vs. LAL 4/24/21	Assists	13	Dennis Schroder vs. LAL 4/22/21			

SERIES INFORMATION & NOTES

Overall series L.A. leads 114-50
Home games vs. Lakers L.A. leads 52-30
Road games at Lakers L.A. leads 62-20
Current series streak Dallas won last two
in Dallas Dallas won last two
in L.A. L.A. won last two

DALLAS

Last home win 108-93 (4/24/21)
Last road win 114-110 (12/1/19)
Largest margin of victory 49 (122-73, 1/22/17)
High point total 140 (11/21/14)
Low point total 70 (1/16/12)

LA LAKERS

Last home win 138-115 (12/25/20)
Last road win 129-114 (1/10/20)
Largest margin of victory 35 (131-96, 1/3/10)
High point total 138 (twice)
Low point total 72 (twice)

Series scoring record vs. L.A. Lakers

Mark Aguirre (42 on 12/2/83)

Series scoring record vs. Dallas

Kobe Bryant (62 on 12/20/05)

Dallas won back-to-back games against Los Angeles on 4/22/21 and 4/24/21, after the Lakers won nine of the previous 10 meetings...the Mavericks won 14 straight against the Lakers from 2013-14 to 2016-17, their longest ever win streak against the franchise...Dirk Nowitzki became the sixth player in NBA history (first international player) to reach the 30,000-point plateau with a 15-foot baseline jumper over Larry Nance Jr. at the 10:58 mark of the second quarter against the Lakers (3/7/17)...Nowitzki also eclipsed 20,000 career points against the Lakers on 1/13/10 (with a 14-foot jumper over Lamar Odom at the 10:57 mark of fourth quarter) and passed Lakers great Jerry West (7,160) for sixth place on the NBA's all-time free throws made list against Los Angeles (1/13/18)...the Mavericks handed the Lakers their most lopsided loss in franchise history on 1/22/17, defeating Los Angeles by 49 points (122-73)...Rick Carlisle became the winningest coach in Mavericks history at Los Angeles (11/1/15), passing Don Nelson (339) with his 340th victory with the franchise...Dallas scored a series-high 140 points in a 34-point win (140-106) over the Lakers on 11/21/14...Vince Carter appeared in his 1,000th career game against the Lakers on 11/24/12...the Lakers held the Mavericks to a series-low 70 points en route to edging Dallas by three (73-70) on 1/16/12...Kobe Bryant scored 62 points in 33 minutes on 12/20/05, which stands as the highest individual scoring effort against the Mavericks...on 12/12/03, Dallas snapped a 26-game road losing streak against the Lakers with a 110-93 victory in L.A....on 12/6/02, Dallas led by as many as 30 points and by 27 heading into the fourth, before L.A. rallied to win (the largest blown lead in team history)...on 4/6/97, the Lakers held the Mavericks to two points in the third quarter, an NBA record low.





MEMPHIS GRIZZLIES



Chairman and Controlling Owner Robert Pera
 President Jason Wexler
 EVP of Basketball Operations & General Manager Zachary Z. Kleiman
 Head Coach Taylor Jenkins
 Assistant Coaches .. Blake Ahearn, Brad Jones, Darko Rajaković, David McClure, James "Scoonie" Penn, Sonia Raman, Vitaly Potapenko
 Head Athletic Trainer Pete Elliott
 Radio (ESPN 92.9 FM/680AM) .. Eric Hasseltine (play-by-play), Elliot Perry (analyst), Michael Wallace (analyst), Jessica Benson (pre/postgame/halftime)
 Television (Bally Sports Southeast) .. Pete Pranica (play-by-play), Brevin Knight (analyst), Rob Fischer (sideline reporter), Chris Vernon (pre/postgame analyst)
 Home Court FedExForum (17,794 – opened September 6, 2004)
 Team Colors Beale Street Blue, Midnight Navy, Grizzlies Gold, Steel Gray

MEMPHIS PR STAFF

Vice President of Communications & Basketball Information Strategy
 Laura Ehret (lehret@grizzlies.com)

Senior Director of Communications & Publications
 Jason Wallace (jwallace@grizzlies.com)

Manager of Communications & Publications
 Ross Wooden (rwooden@grizzlies.com)

Senior Coordinator of Communications & Publications
 Avery Franklin (afranklin@grizzlies.com)

Coordinator of Communications & Publications
 Corey Moore (cmoore@grizzlies.com)

2020-21 SEASON SERIES RESULTS

Feb. 22 vs. Dallas
 Apr. 14 @ Memphis
 May. 11 @ Memphis

Dallas, 102-92
 Dallas, 114-113
 Memphis, 133-104

2020-21 REGULAR SEASON VS. GRIZZLIES			2019-20 REGULAR SEASON VS. GRIZZLIES			SERIES HISTORY VS. GRIZZLIES				
DATE	SITE	TIME/RESULT	DATE	SITE	RESULT		ALL-TIME	STREAKS	LAST WIN	LAST LOSS
2/22/21	Dallas	W, 102-92	11/9/19	Memphis	W, 138-122	Overall	69-31	Lost 1	Apr. 14	May. 11
4/14/21	Memphis	W, 114-113	2/5/20	Dallas	L, 107-121	Home	37-13	Won 2	Feb. 22	Feb. 5
5/11/21	Memphis	L, 104-133	3/6/20	Dallas	W, 121-96	Road	32-18	Lost 1	Apr. 14	May. 11

2020-21 DALLAS STATISTICS VS. MEMPHIS

PLAYER	GP-GS	MIN	FG-ATT	FG%	3FG-ATT	3FG%	FT-FTA	FT%	OFF	DEF	TOTI/AVG	AST	PF-D	STL	TO	BLK	PTS	AVG
L. Dončić	3-3	92.9	22-54	.407	6-24	.250	12-22	.545	1	16	17/5.7	19	6-16	4	12	2	62	20.7
T. Hardaway Jr.	3-1	78.1	20-36	.556	11-22	.500	8-10	.800	1	9	10/3.3	2	5-7	0	2	0	59	19.7
J. Brunson	3-0	80.5	17-27	.630	5-11	.455	3-4	.750	1	17	18/6.0	15	2-8	2	3	0	42	14.0
J. Richardson	3-3	84.1	13-31	.419	5-13	.385	4-4	1.000	2	9	11/3.7	8	6-5	6	7	1	35	11.7
K. Porzingis	1-1	32.4	7-13	.538	2-5	.400	5-5	1.000	1	5	6/6.0	1	4-5	0	1	0	21	21.0
W. Cauley-Stein	2-1	36.0	8-11	.727	0-0	.000	4-5	.800	5	9	14/7.0	1	5-4	1	2	1	20	10.0
D. Powell	3-1	53.5	9-16	.563	0-1	.000	2-2	1.000	3	10	13/4.3	5	11-2	1	4	1	20	6.7
D. Finney-Smith	3-3	88.0	6-23	.261	1-14	.071	0-0	.000	4	12	16/5.3	6	7-1	2	2	2	13	4.3
M. Kleber	3-2	77.8	4-16	.250	3-12	.250	2-2	1.000	4	13	17/5.7	3	0-1	0	0	2	13	4.3
J. Redick	2-0	17.0	3-5	.600	3-4	.750	0-0	.000	0	0	0/0.0	1	1-0	0	4	0	9	4.5
N. Hinton	1-0	7.8	2-5	.400	2-4	.500	2-2	1.000	0	0	0/0.0	2	0-1	2	0	0	8	8.0
T. Burke	2-0	31.0	1-6	.167	1-6	.167	4-4	1.000	0	0	0/0.0	1	1-2	0	1	0	7	3.5
N. Melli	1-0	16.0	2-7	.286	1-3	.333	2-2	1.000	2	1	3/3.0	0	1-4	0	1	0	7	7.0
J. Green	1-0	12.0	1-3	.333	0-0	.000	0-0	.000	2	1	3/3.0	1	1-0	0	0	0	2	2.0
B. Marjanović	1-0	5.2	1-2	.500	0-0	.000	0-0	.000	0	1	1/1.0	0	0-0	0	0	0	2	2.0
T. Bey	1-0	7.8	0-1	.000	0-0	.000	0-0	.000	0	0	0/0.0	0	0-1	0	0	0	0	0.0
TEAM	33-15	720.0	116-256	.453	40-119	.336	48-62	.774	26	103	129/43.0	65	50-57	18	39	9	320	106.7

2020-21 MEMPHIS STATISTICS VS. DALLAS

PLAYER	GP-GS	MIN	FG-ATT	FG%	3FG-ATT	3FG%	FT-FTA	FT%	OFF	DEF	TOTI/AVG	AST	PF-D	STL	TO	BLK	PTS	AVG
J. Morant	3-3	97.8	24-49	.490	4-14	.286	11-16	.688	3	12	15/5.0	22	5-13	4	6	0	63	21.0
D. Brooks	2-2	63.7	15-38	.395	3-12	.250	4-4	1.000	1	4	5/2.5	6	6-3	3	6	3	37	18.5
D. Bane	3-1	65.5	11-22	.500	8-15	.533	4-4	1.000	1	5	6/2.0	6	6-4	1	1	0	34	11.3
K. Anderson	3-3	74.4	13-25	.520	3-10	.300	2-4	.500	1	12	13/4.3	5	8-5	4	3	1	31	10.3
B. Clarke	3-1	69.0	11-20	.550	1-3	.333	8-8	1.000	7	12	19/6.3	3	6-6	4	1	2	31	10.3
J. Valanciunas	2-2	62.2	12-31	.387	0-2	.000	6-10	.600	13	18	31/15.5	2	8-7	0	5	1	30	15.0
G. Allen	2-2	59.8	8-19	.421	6-15	.400	4-6	.667	0	9	9/4.5	2	4-4	3	1	0	26	13.0
T. Jones	3-0	43.8	12-18	.667	2-5	.400	0-0	.000	0	4	4/1.3	13	1-1	3	1	0	26	8.7
J. Konchar	2-0	37.2	8-12	.667	2-4	.500	2-2	1.000	2	6	8/4.0	3	2-1	0	1	0	20	10.0
X. Tillman	3-1	57.0	9-12	.750	2-3	.667	0-0	.000	4	14	18/6.0	2	1-1	2	1	1	20	6.7
D. Melton	2-0	33.7	3-12	.250	2-8	.250	2-2	1.000	1	3	4/2.0	4	3-3	1	2	0	10	5.0
J. Porter	1-0	5.2	2-2	1.000	0-0	.000	0-0	.000	0	1	1/1.0	0	2-0	0	1	0	4	4.0
K. Tillie	1-0	14.6	1-2	.500	1-1	1.000	0-0	.000	0	1	1/1.0	2	2-0	0	0	1	3	3.0
J. Winslow	2-0	30.8	1-10	.100	1-5	.200	0-0	.000	1	4	5/2.5	4	3-1	0	1	0	3	1.5
T. Frazier	1-0	5.2	0-1	.000	0-1	.000	0-0	.000	0	1	1/1.0	2	0-1	0	0	1	0	0.0
TEAM	33-15	720.0	130-273	.476	35-98	.357	43-56	.768	34	106	140/46.7	76	57-50	25	30	10	338	112.7





DATE	SITE	W/L	SCORE	DATE	SITE	W/L	SCORE	DATE	SITE	W/L	SCORE	DATE	SITE	W/L	SCORE	DATE	SITE	W/L	SCORE
11/7/95	DAL	W	99-88	11/18/00	VAN	W	91-88	12/9/05	MEM	W	90-83	11/10/10	MEM	W	106-91	2/6/16	MEM	W	114-110*
11/13/95	VAN	W	94-89	1/25/01	DAL	W	120-83	2/1/06	MEM	W	81-80	1/15/11	MEM	L	70-89	4/8/16	DAL	W	103-93
12/28/95	DAL	W	103-101**	2/27/01	VAN	W	116-112	2/23/06	DAL	W	97-87	3/6/11	DAL	L	103-104	1/18/16	DAL	L	64-80
3/1/96	VAN	W	119-111	1/14/01	MEM	W	94-95	11/17/06	MEM	W	115-103	2/29/12	MEM	L	85-96	3/3/17	DAL	W	104-100
12/7/96	DAL	W	96-85	1/17/02	MEM	W	108-97	11/18/06	DAL	L	89-94	4/4/12	DAL	W	95-85	3/31/17	MEM	L	90-99
12/19/96	VAN	W	105-98	2/26/02	DAL	W	104-91	1/31/07	MEM	W	95-94	4/7/12	MEM	L	89-94	4/12/17	MEM	W	100-93
2/17/97	VAN	W	100-95	3/23/02	DAL	W	111-100	2/7/07	DAL	W	113-97	12/21/12	MEM	L	82-92	10/25/17	DAL	W	103-94
4/12/97	DAL	L	85-96	10/30/02	MEM	W	119-108	11/17/07	DAL	W	108-105	1/12/13	DAL	W	104-83	10/26/17	MEM	L	91-96
10/31/97	VAN	W	90-88	12/14/02	DAL	W	104-87	1/28/08	MEM	W	103-84	2/27/13	MEM	L	84-90	11/22/17	MEM	W	95-94
11/4/97	DAL	W	92-87	2/14/03	MEM	W	110-103	2/8/08	DAL	W	92-81	4/15/13	DAL	L	97-103	3/10/18	DAL	W	114-80
2/2/98	DAL	W	104-90	3/1/03	DAL	W	114-87	2/22/08	MEM	W	98-83	11/2/13	DAL	W	111-99	11/19/18	MEM	L	88-98
3/31/98	VAN	W	104-101	11/15/03	MEM	L	101-108*	11/21/08	DAL	W	91-76	12/18/13	DAL	W	105-91	3/2/19	DAL	L	81-111
2/14/99	VAN	L	92-96	12/27/03	DAL	W	104-98	12/23/08	DAL	W	100-82	2/5/14	MEM	W	110-96	4/5/19	DAL	L	112-122
3/13/99	DAL	W	91-74	2/17/04	MEM	L	92-109	1/4/09	MEM	L	82-102	4/16/14	MEM	L	105-106*	4/7/19	MEM	W	129-127*
4/27/99	DAL	W	84-75	4/13/04	DAL	L	11-103	4/3/09	MEM	L	102-107	12/9/14	MEM	L	105-114	11/9/19	MEM	W	138-122
12/7/99	DAL	L	95-104	11/6/04	DAL	W	112-88	12/4/09	MEM	L	82-98	1/19/15	MEM	W	103-95	2/5/20	DAL	L	107-121
2/6/00	VAN	W	103-99*	11/27/04	MEM	W	98-85	12/26/09	DAL	W	106-101	1/27/15	DAL	L	90-109	3/6/20	DAL	W	121-96
4/2/00	VAN	W	100-86	4/11/05	DAL	W	110-89	3/31/10	MEM	W	106-102	3/20/15	DAL	L	101-112	2/22/21	DAL	W	102-92
4/16/00	DAL	W	114-106	4/20/05	MEM	W	108-88	4/7/10	DAL	W	110-84	11/24/15	MEM	L	96-110	4/14/21	MEM	W	114-113
11/8/00	DAL	L	74-101	11/26/05	DAL	L	92-112	10/29/10	DAL	L	90-91	12/18/15	DAL	W	97-88	5/11/21	MEM	L	104-133

* overtime

2021-22 VS MAVERICKS

Dec. 4 at Dallas
 Dec. 8 at Memphis
 Jan. 14 at Memphis
 Jan. 23 at Dallas

2020-21 SEASON

38-34 (.528)
 in Southwest

PLAYOFFS

Lost to Utah, 4-1

2020-21 REGULAR SEASON INDIVIDUAL BESTS

Points	29	Luka Dončić @ MEM 4/14/21, Tim Hardaway Jr. vs. MEM 2/22/21
Rebounds	9	Dorian Finney-Smith vs. MEM 2/22/21
Assists	9	Luka Dončić @ MEM 4/14/21, Jalen Brunson @ MEM 4/14/21

2020-21 REGULAR SEASON GRIZZLIES BESTS

Points	24	Ja Morant @ MEM 5/11/21
Rebounds	16	Jonas Valanciunas @ MEM 4/14/21
Assists	9	Ja Morant vs. MEM 2/22/21

2020-21 REGULAR SEASON TEAM

Biggest Win	10	vs. MEM 2/22/21
Biggest Loss	29	@ MEM 5/11/21

SERIES INFORMATION & NOTES

Overall series Dallas leads 67-30
Home games vs. Grizzlies Dallas leads 36-13
Road games at Grizzlies Dallas leads 31-17
Current series streak Dallas won last game
in Dallas Dallas won last game
in Memphis Dallas won last game

DALLAS

Last home win 121-96 (3/6/20)
Last road win 138-122 (11/9/19)
Largest margin of victory 37 (120-83, 1/25/01)
High point total 138 (11/9/19)
Low point total 64 (11/18/16)

MEMPHIS

Last home win 96-91 (10/26/17)
Last road win 121-107 (2/5/20)
Largest margin of victory 30 (111-81, 3/2/19)
High point total 127 (OT) (4/7/19)
Low point total 74 (2/13/99)

Series scoring record vs. Memphis

Dirk Nowitzki (38 on 2/7/07)

Series scoring record vs. Dallas

Shareef Abdur-Rahim (36 on 2/6/00 and 2/27/01)

Pau Gasol (36 on 11/26/05)

In 100 all-time meetings, the Mavericks have gone 69-31 against the Grizzlies...Luka Dončić floated in an off-balance, one-handed 3-pointer at the buzzer to lift Dallas to a thrilling 114-113 win at Memphis (4/14/21)...Memphis' two-biggest wins over Dallas have both come since March 2019 (30, 111-81, at DAL 3/2/19; 29, 133-104, at MEM 5/11/21)...the 133 points put up by the Grizzlies in the most recent meeting (5/11/21) were their most in the all-time series...Dallas recorded a franchise-record 84 bench points in a 129-127 overtime win at Memphis (4/7/19)...Rick Carlisle recorded his 750th career victory at Memphis (4/7/19), becoming the 17th coach in NBA history to reach the milestone...the 256 combined points in that game were the most in the all-time series...Harrison Barnes banked in a 30-foot 3-pointer at the buzzer to give Dallas a 95-94 win at Memphis (11/22/17)...Memphis held Dallas to a series-low 64 points in its 80-64 win on 11/18/16...Dirk Nowitzki saw his streak of 82 consecutive free throws made come to an end against Memphis (10/29/10)...the Mavericks' series-best 13-game win streak against the Grizzlies ended with a 20-point Memphis victory on 1/4/09...the matchup on 3/13/99 took on a historical note as the Mavericks' A.C. Green tallied his 1,000th consecutive game played, the longest streak in NBA history...Dallas won 46 of the first 53 meetings after the Grizzlies franchise was formed in 1995.





MIAMI HEAT



Managing General Partner Micky Arison
 Chief Executive Officer Nick Arison
 President Pat Riley
 Senior Vice President, Basketball Operations/General Manager Andy Elisburg
 Head Coach Erik Spoelstra
 Assistant Coaches Chris Quinn, Malik Allen, Caron Butler, Octavio de la Grana, Anthony Carter, Eric Glass
 Head Athletic Trainer/VP, Sport Performance Jay Sabol
 Home Court (Capacity) FTX Arena (19,600)
 Team Colors Red, Yellow, Black, White
 Cable Television Bally Sports Sun. Broadcasters: Eric Reid, John Crotty, Jason Jackson, Will Manso, Kristen Hewitt
 Radio 790 The Ticket (AM 790/FM 104.3 HD-2). Broadcasters: Jason Jackson, Ruth Riley Hunter, Ron Rothstein

MIAMI PR STAFF

Vice President, Sports Media Relations
 Tim Donovan (tim@heat.com)

Senior Director of Sports Media Relations
 Rob Wilson (rwilson@heat.com)

Director of Sports Media Relations
 Michael Lissack (mlissack@heat.com)

Sports Media Relations Senior Manager
 Nick Maiorana (nmaiorana@heat.com)

Sports Media Relations/Basketball Operations Assistant
 Maddox Burnett (mburnett@heat.com)

2020-21 SEASON SERIES RESULTS

Jan. 1 vs. Dallas Dallas, 93-83
 May. 4 @ Miami Dallas, 127-113

2020-21 REGULAR SEASON VS. HEAT			2019-20 REGULAR SEASON VS. HEAT			SERIES HISTORY VS. HEAT				
DATE	SITE	TIME/RESULT	DATE	SITE	RESULT	ALL-TIME	STREAKS	LAST WIN	LAST LOSS	
1/1/21	Dallas	W, 93-83	12/14/19	Dallas	L, 118-122 (OT)	Overall	33-36	Won 2	May. 4	Feb. 28
5/4/21	Miami	W, 127-113	2/28/20	Miami	L, 118-126	Home	17-17	Won 1	Jan. 1	Dec. 14
						Road	16-19	Won 1	May. 4	Feb. 28

2020-21 DALLAS STATISTICS VS. MIAMI

PLAYER	GP-GS	MIN	FG-ATT	FG%	3FG-ATT	3FG%	FT-FTA	FT%	OFF	DEF	TOT/AVG	AST	PF-D	STL	TO	BLK	PTS	AVG
T. Hardaway Jr.	2-2	71.8	19-42	.452	13-28	.464	3-6	.500	1	5	6/3.0	4	5-7	2	3	2	54	27.0
L. Dončić	2-2	66.1	17-37	.459	8-20	.400	8-14	.571	2	25	27/13.5	15	3-10	0	12	1	50	25.0
J. Richardson	2-2	57.4	11-21	.524	4-10	.400	2-2	1.000	2	2	4/2.0	4	3-2	0	3	0	28	14.0
D. Finney-Smith	2-2	55.9	10-14	.714	4-8	.500	0-0	.000	2	7	9/4.5	3	6-3	0	2	1	24	12.0
J. Brunson	2-0	30.5	8-17	.471	2-5	.400	3-3	1.000	0	4	4/2.0	4	2-3	2	2	0	21	10.5
T. Burke	2-0	24.2	4-9	.444	0-2	.000	5-5	1.000	0	3	3/1.5	0	4-3	0	1	0	13	6.5
D. Powell	2-1	56.7	3-5	.600	0-1	.000	3-5	.600	5	13	18/9.0	4	9-9	5	0	2	9	4.5
J. Johnson	1-0	12.2	3-5	.600	2-2	1.000	0-0	.000	0	3	3/3.0	1	3-0	2	2	0	8	8.0
M. Kleber	1-0	27.5	1-3	.333	1-3	.333	2-2	1.000	0	4	4/4.0	1	1-2	1	1	1	5	5.0
J. Green	1-0	23.7	1-2	.500	0-1	.000	2-2	1.000	2	2	4/4.0	3	1-1	3	1	0	4	4.0
W. Cauley-Stein	2-1	29.4	1-3	.333	0-0	.000	0-0	.000	1	5	6/3.0	1	3-0	0	2	0	2	1.0
J. Redick	1-0	6.2	0-2	.000	0-2	.000	2-2	1.000	0	1	1/1.0	0	0-1	0	0	0	2	2.0
T. Bey	1-0	1.7	0-1	.000	0-1	.000	0-0	.000	0	0	0/0.0	1	1-0	0	0	0	0	0.0
N. Hinton	1-0	1.7	0-0	.000	0-0	.000	0-0	.000	0	0	0/0.0	0	0-0	0	0	0	0	0.0
N. Melli	1-0	15.1	0-4	.000	0-2	.000	0-0	.000	1	3	4/4.0	3	1-0	0	0	0	0	0.0
TEAM	23-10	480.0	78-165	.473	34-85	.400	30-41	.732	16	77	93/46.5	44	42-41	15	29	7	220	110.0

2020-21 MIAMI STATISTICS VS. DALLAS

PLAYER	GP-GS	MIN	FG-ATT	FG%	3FG-ATT	3FG%	FT-FTA	FT%	OFF	DEF	TOT/AVG	AST	PF-D	STL	TO	BLK	PTS	AVG
B. Adebayo	2-2	66.8	12-22	.545	0-0	.000	6-10	.600	5	15	20/10.0	13	4-9	6	6	0	30	15.0
G. Dragic	2-0	55.8	8-25	.320	2-12	.167	11-12	.917	0	10	10/5.0	10	6-10	1	7	0	29	14.5
D. Robinson	2-2	71.1	7-22	.318	5-19	.263	5-7	.714	1	14	15/7.5	6	5-9	3	3	0	24	12.0
T. Ariza	1-1	26.0	7-11	.636	4-7	.571	0-0	.000	1	3	4/4.0	1	4-0	1	2	0	18	18.0
A. Bradley	1-0	17.6	5-8	.625	2-4	.500	3-4	.750	0	1	1/1.0	1	5-2	0	0	0	15	15.0
K. Nunn	2-1	38.5	5-18	.278	2-7	.286	2-2	1.000	0	1	1/0.5	3	1-2	1	3	0	14	7.0
G. Vincent	1-0	12.0	5-7	.714	4-5	.800	0-0	.000	0	1	1/1.0	1	2-0	0	0	0	14	14.0
P. Achiuwa	2-0	17.7	4-6	.667	0-0	.000	4-6	.667	2	5	7/3.5	2	0-3	0	1	1	12	6.0
T. Herro	1-1	29.2	5-11	.455	1-4	.250	0-0	.000	0	3	3/3.0	2	0-1	0	0	0	11	11.0
K. Olynyk	1-0	28.7	3-10	.300	2-7	.286	0-0	.000	0	3	3/3.0	2	3-1	2	0	2	8	8.0
M. Strus	1-0	14.7	2-3	.667	2-3	.667	2-2	1.000	0	1	1/1.0	1	1-1	0	1	0	8	8.0
D. Dedmon	1-0	12.0	3-3	1.000	0-0	.000	0-0	.000	2	4	6/6.0	3	1-1	1	0	0	6	6.0
A. Iguodala	2-2	35.4	1-7	.143	1-4	.250	0-0	.000	0	2	2/1.0	2	3-1	2	0	0	3	1.5
J. Butler	1-1	26.8	0-6	.000	0-0	.000	2-3	.667	1	2	3/3.0	2	1-2	2	3	0	2	2.0
K. Okpala	1-0	20.1	1-2	.500	0-1	.000	0-0	.000	1	1	2/2.0	1	2-0	0	0	1	2	2.0
M. Harkless	1-0	7.6	0-1	.000	0-1	.000	0-0	.000	0	1	1/1.0	0	3-0	0	0	0	0	0.0
TEAM	22-10	480.0	68-162	.420	25-74	.338	35-46	.761	13	67	80/40.0	50	41-42	19	26	4	196	98.0





DATE	SITE	W/L	SCORE	DATE	SITE	W/L	SCORE	DATE	SITE	W/L	SCORE	DATE	SITE	W/L	SCORE	DATE	SITE	W/L	SCORE
11/8/88	DAL	W	92-88	12/7/93	DAL	L	101-106	3/7/01	MIA	W	93-86	3/16/08	MIA	W	98-73	1/30/15	MIA	W	93-72
12/17/88	MIA	W	104-87	3/17/94	MIA	L	98-115	11/23/01	MIA	W	104-94	1/31/09	MIA	W	111-96	1/1/16	MIA	L	82-106
2/16/89	DAL	W	93-80	11/15/94	MIA	L	102-115	3/2/02	DAL	L	95-109	4/1/09	DAL	W	98-96	2/3/16	DAL	L	90-93
2/28/89	MIA	W	111-110*	11/4/95	DAL	L	77-94	2/15/03	DAL	W	98-92	12/11/09	MIA	W	106-93	1/19/17	MIA	L	95-99
4/2/89	DAL	W	98-96	11/28/95	MIA	L	89-111	3/7/03	MIA	W	91-89	2/20/10	DAL	W	97-91	2/27/17	DAL	W	96-89
4/18/89	MIA	W	103-99	3/12/96	DAL	L	118-125	11/3/03	DAL	W	103-93	11/27/10	DAL	W	106-95	12/22/17	MIA	L	101-113
11/18/89	DAL	W	100-99	11/9/96	DAL	L	84-91	3/26/04	MIA	L	118-119*	12/20/10	MIA	W	98-96	1/29/18	DAL	L	88-95
3/23/90	MIA	W	106-103	12/4/96	MIA	L	79-101	11/11/04	MIA	W	113-93	12/25/11	DAL	L	94-105	2/13/19	DAL	L	101-112
11/14/90	MIA	L	93-105	2/26/98	MIA	L	72-91	2/1/05	DAL	W	109-104	3/29/12	MIA	L	85-106	3/28/19	MIA	L	99-105
3/2/91	DAL	L	103-109	3/7/98	DAL	L	88-94	11/25/05	MIA	W	103-90	12/20/12	DAL	L	95-110	12/14/19	DAL	L	118-122*
12/10/91	DAL	W	114-110*	4/7/99	MIA	L	87-93	2/9/06	DAL	W	112-76	1/2/13	MIA	L	109-119*	2/28/20	MIA	L	118-126
1/25/92	MIA	L	101-103	11/11/99	MIA	L	105-128	1/21/07	MIA	W	99-93	11/15/13	MIA	L	104-110	1/1/21	DAL	W	93-83
12/8/92	DAL	L	112-126	12/20/99	DAL	L	89-92	2/22/07	DAL	W	112-100	2/18/14	DAL	L	106-117	5/4/21	MIA	W	127-113
1/24/93	MIA	L	106-122	2/1/01	DAL	W	95-91*	1/4/08	DAL	W	94-89	11/9/14	DAL	L	96-105	--	--	--	--

* overtime

2021-22 VS MAVERICKS

Nov. 2 at Dallas
Feb. 15 at Miami

2020-21 SEASON

40-32 (.556)
in Southeast

PLAYOFFS

Lost to Milwaukee, 4-0

2020-21 REGULAR SEASON INDIVIDUAL BESTS			2020-21 REGULAR SEASON HEAT BESTS			2020-21 REGULAR SEASON TEAM		
Points	36	Tim Hardaway Jr. @ MIA 5/4/21	Points	19	Duncan Robinson @ MIA 5/4/21, Goran Dragic @ MIA 5/4/21, Bam Adebayo vs. MIA 1/1/21	Biggest Win	14	@ MIA 5/4/21
Rebounds	15	Luka Dončić vs. MIA 1/1/21	Rebounds	11	Bam Adebayo vs. MIA 1/1/21	** No Biggest Loss **		
Assists	8	Luka Dončić @ MIA 5/4/21	Assists	11	Bam Adebayo @ MIA 5/4/21			

SERIES INFORMATION & NOTES

Overall series Miami leads 36-33**Home games vs. Heat** Miami leads 37-32**Road games at Heat** Miami leads 19-16**Current series streak** Dallas won last two**in Dallas** Dallas won last game**in Miami** Dallas won last game

DALLAS

Last home win 93-83 (1/1/21)**Last road win** 127-113 (5/4/21)**Largest margin of victory** 36 (112-76, 2/9/06)**High point total** 127 (5/4/21)**Low point total** 72 (2/26/98)

MIAMI

Last home win 126-118 (2/28/20)**Last road win** 122-118 (12/14/19)**Largest margin of victory** 24 (106-82, 1/1/16)**High point total** 128 (11/11/99)**Low point total** 73 (3/16/08)**Series scoring record vs. Miami**

Dirk Nowitzki (41 on 11/11/04)

Series scoring record vs. Dallas

LeBron James (42 on 2/18/14)

Dallas swept the 2020-21 season series, 2-0, after Miami won 16 of the previous 18 showdowns...Miami native Tim Hardaway Jr. connected on a career-high 10 3-pointers (10-18 3FG) en route to scoring a game-high 36 points in a 127-113 win at AmericanAirlines Arena (5/4/21), tying the Mavericks franchise record for most 3-point field goals made in a game...the Mavericks won 20-of-22 meetings from February 2001 to December 2010, including 14 straight (11/11/04-12/20/10)...LeBron James scored a series-best 42 points in a 117-106 victory for Miami (2/18/14)...Dirk Nowitzki registered a Mavericks series-high 41 points in a 113-93 win at Miami (11/11/04)...on 2/1/01, the Mavericks broke the then-longest losing streak in professional sports with a 95-91 win over the Heat (ended a streak of 16 consecutive wins for Miami)...later in the 2000-01 season, the Mavericks won in Miami for the first time in 11 years (in their first appearance at AmericanAirlines Arena) on 3/7/01...Dallas won the first eight and nine of the first 11 meetings between the teams.





MILWAUKEE BUCKS



Owners Marc Lasry, Wes Edens, Jamie Dinan
 General Manager Jon Horst
 Head Coach Mike Budenholzer
 Assistant Coaches .. Darvin Ham, Charles Lee, Patrick St. Andrews, Chad Forcier, Vin Baker, Josh Oppenheimer, Mike Dunlap
 Head Athletic Trainer Scott Faust
 Address 1111 N. Vel R. Phillips Ave. Milwaukee, WI 53203
 Phone (414) 227-0500
 Arena Fiserv Forum (17,385)
 Radio 620 AM/103.3 FM WTMJ: Dave Koehn
 TV Bally Sports Wisconsin Broadcasters: Lisa Byington, Marques Johnson, Steve Novak, Zora Stephenson
 Team colors Good Land Green, Cream City Cream, Great Lakes Blue, Bucks Black

MILWAUKEE PR STAFF

Chief Communications Officer
 Barry Baum (bbaum@bucks.com)

Vice President of Communications
 Dan Smyczek (dsmyczek@bucks.com)

Communications Manager
 Eric Kohlbeck (ekohlbeck@bucks.com)

2020-21 SEASON SERIES RESULTS

Jan. 15 @ Milwaukee
 Apr. 8 vs. Dallas

Milwaukee, 112-109
 Dallas, 116-101

2020-21 REGULAR SEASON VS. BUCKS			2019-20 REGULAR SEASON VS. BUCKS			SERIES HISTORY VS. BUCKS				
DATE	SITE	TIME/RESULT	DATE	SITE	RESULT	Overall	ALL-TIME	STREAKS	LAST WIN	LAST LOSS
1/15/21	Milwaukee	L, 109-112	12/16/19	Milwaukee	W, 120-116	Overall	37-42	Won 1	Apr. 8	Jan. 15
4/8/21	Dallas	W, 116-101	8/8/20	Dallas	W, 136-132 (OT)	Home	26-14	Won 2	Apr. 8	Feb. 8
						Road	11-28	Lost 1	Dec. 16	Jan. 15

2020-21 DALLAS STATISTICS VS. MILWAUKEE

PLAYER	GP-GS	MIN	FG-ATT	FG%	3FG-ATT	3FG%	FT-FTA	FT%	OFF	DEF	TOT/AVG	AST	PF-D	STL	TO	BLK	PTS	AVG
L. Dončić	2-2	72.7	23-44	.523	4-15	.267	5-12	.417	0	19	19/9.5	22	7-12	0	7	1	55	27.5
K. Porzingis	2-2	62.3	16-39	.410	6-14	.429	3-4	.750	8	19	27/13.5	2	3-6	0	5	4	41	20.5
T. Hardaway Jr.	2-1	58.3	13-28	.464	6-15	.400	2-2	1.000	0	9	9/4.5	3	4-3	0	1	1	34	17.0
J. Richardson	1-1	33.5	6-16	.375	0-6	.000	2-2	1.000	1	4	5/5.0	4	2-1	2	0	1	14	14.0
T. Burke	1-0	27.7	5-12	.417	3-6	.500	0-0	.000	2	1	3/3.0	1	1-1	0	0	0	13	13.0
J. Johnson	1-0	29.2	5-9	.556	2-5	.400	1-2	.500	0	0	0/0.0	3	5-1	2	1	2	13	13.0
M. Kleber	1-1	34.2	4-8	.500	4-7	.571	0-0	.000	1	4	5/5.0	0	2-1	2	3	0	12	12.0
W. Cauley-Stein	1-1	30.5	5-7	.714	0-0	.000	1-2	.500	3	7	10/10.0	1	4-1	0	0	1	11	11.0
D. Finney-Smith	1-1	36.0	3-10	.300	2-7	.286	1-3	.333	5	5	10/10.0	3	1-3	0	0	3	9	9.0
D. Powell	1-0	14.7	2-2	1.000	0-0	.000	4-4	1.000	2	2	4/4.0	0	2-4	2	0	1	8	8.0
N. Melli	1-0	6.7	2-2	1.000	2-2	1.000	0-0	.000	0	0	0/0.0	0	0-0	0	0	0	6	6.0
W. Iwundu	1-1	22.9	1-2	.500	1-2	.500	0-0	.000	1	5	6/6.0	1	0-0	0	0	0	3	3.0
J. Brunson	1-0	21.7	1-8	.125	0-2	.000	0-0	.000	0	2	2/2.0	3	2-1	0	2	0	2	2.0
B. Marjanović	1-0	4.2	1-4	.250	0-0	.000	0-0	.000	2	0	2/2.0	0	0-0	0	0	0	2	2.0
T. Terry	1-0	4.8	1-1	1.000	0-0	.000	0-0	.000	0	1	1/1.0	2	0-0	1	0	0	2	2.0
J. Green	2-0	19.8	0-2	.000	0-0	.000	0-0	.000	1	2	3/1.5	0	5-0	2	1	0	0	0.0
N. Hinton	1-0	0.8	0-0	.000	0-0	.000	0-0	.000	0	1	1/1.0	0	0-0	0	0	0	0	0.0
TEAM	21-10	480.0	88-194	.454	30-81	.370	19-31	.613	26	81	107/53.5	45	38-34	11	20	14	225	112.5

2020-21 MILWAUKEE STATISTICS VS. DALLAS

PLAYER	GP-GS	MIN	FG-ATT	FG%	3FG-ATT	3FG%	FT-FTA	FT%	OFF	DEF	TOT/AVG	AST	PF-D	STL	TO	BLK	PTS	AVG
K. Middleton	2-2	72.4	14-47	.298	6-13	.462	5-5	1.000	4	12	16/8.0	9	5-5	1	2	0	39	19.5
G. Antetokounmpo	1-1	30.2	14-21	.667	2-5	.400	1-10	.100	3	6	9/9.0	1	4-8	0	5	1	31	31.0
J. Holiday	2-2	69.2	13-31	.419	2-8	.250	1-1	1.000	1	7	8/4.0	8	4-3	2	5	2	29	14.5
D. DiVincenzo	2-2	55.9	9-18	.500	8-14	.571	2-2	1.000	0	9	9/4.5	4	4-2	3	3	0	28	14.0
B. Portis	2-1	52.1	11-27	.407	2-5	.400	4-7	.571	8	19	27/13.5	2	2-5	1	0	0	28	14.0
B. Lopez	2-2	64.4	11-23	.478	4-8	.500	1-2	.500	3	12	15/7.5	2	2-4	1	0	1	27	13.5
T. Antetokounmpo	2-0	22.3	3-5	.600	1-3	.333	0-1	.000	3	1	4/2.0	1	6-2	1	2	0	7	3.5
D. Augustin	1-0	21.0	2-4	.500	0-1	.000	3-3	1.000	1	1	2/2.0	1	0-2	0	0	0	7	7.0
B. Forbes	2-0	29.5	1-9	.111	1-7	.143	3-4	.750	1	3	4/2.0	1	2-2	0	0	0	6	3.0
J. Teague	1-0	15.5	1-3	.333	0-1	.000	4-4	1.000	0	1	1/1.0	3	2-2	0	2	0	6	6.0
P. Connaughton	2-0	44.0	2-8	.250	0-5	.000	0-0	.000	6	7	13/6.5	6	3-2	4	0	0	4	2.0
A. Toupane	1-0	2.2	0-0	.000	0-0	.000	1-2	.500	0	0	0/0.0	0	0-1	0	0	0	1	1.0
M. Diakite	1-0	1.4	0-0	.000	0-0	.000	0-0	.000	0	1	1/1.0	0	0-0	0	0	0	0	0.0
TEAM	21-10	480.0	81-196	.413	26-70	.371	25-41	.610	30	79	109/54.5	38	34-38	13	19	4	213	106.5





DATE	SITE	W/L	SCORE	DATE	SITE	W/L	SCORE	DATE	SITE	W/L	SCORE	DATE	SITE	W/L	SCORE	DATE	SITE	W/L	SCORE
12/27/80	MIL	L	96-112	12/23/88	MIL	L	101-113	11/19/96	MIL	L	97-100	11/29/05	MIL	L	111-113*	12/14/13	DAL	W	106-93
2/17/81	DAL	L	106-114	3/13/89	DAL	L	95-111	2/20/97	DAL	L	99-101	1/16/06	DAL	W	114-95	12/3/14	MIL	W	107-105
1/20/82	DAL	W	109-104	2/22/90	MIL	L	97-108	11/22/97	DAL	L	62-83	2/13/07	MIL	W	99-93	12/7/14	DAL	W	125-102
2/5/82	MIL	L	92-117	4/1/90	DAL	W	86-72	12/30/97	MIL	L	98-105*	3/28/07	DAL	W	105-103	12/28/15	DAL	W	103-93
12/30/82	MIL	L	99-111	12/21/90	DAL	W	103-89	12/5/99	MIL	L	97-103	11/24/07	MIL	L	95-97	1/8/16	MIL	L	95-96
3/4/83	DAL	L	102-108	1/3/91	MIL	L	87-97	2/15/00	DAL	L	99-112	2/6/08	DAL	W	107-96	11/6/16	DAL	W	86-75*
12/16/83	MIL	L	105-110	11/9/91	MIL	L	95-111	10/31/00	DAL	W	97-93	1/21/09	MIL	L	99-133	4/2/17	MIL	W	109-105
2/24/84	DAL	L	88-95	1/22/92	DAL	W	118-116	1/11/01	MIL	L	94-102	2/25/09	DAL	W	116-96	11/18/17	DAL	W	111-79
11/20/84	DAL	W	109-108	11/11/92	DAL	L	116-124	12/20/01	DAL	W	113-101	11/16/09	MIL	W	115-113*	12/8/17	MIL	L	102-109
12/18/84	MIL	L	96-110	3/2/93	MIL	L	86-120	3/26/02	MIL	W	112-106*	1/26/10	DAL	W	108-107	1/21/19	MIL	L	106-116
12/21/85	MIL	L	107-132	12/3/93	DAL	L	106-107	12/30/02	DAL	L	107-110	12/13/10	DAL	L	99-103	2/8/19	DAL	L	107-122
2/19/86	DAL	L	107-124	12/22/93	MIL	L	86-96	2/12/03	MIL	L	114-120	1/1/11	MIL	L	87-99	12/16/19	MIL	W	120-116
1/16/87	MIL	W	124-122*	1/31/95	MIL	L	105-107	12/30/03	DAL	W	101-92	1/13/12	DAL	W	102-76	8/8/20	DAL	W	136-132*
1/30/87	DAL	W	133-117	3/28/95	DAL	W	114-93	1/2/04	MIL	L	101-109	2/26/13	DAL	L	90-95	1/15/21	MIL	L	109-112
12/13/87	MIL	W	113-99	11/9/95	DAL	W	104-94	1/2/05	DAL	W	123-104	3/12/13	MIL	W	115-108	4/8/21	DAL	W	116-101
1/23/88	DAL	W	113-97	2/6/96	MIL	L	111-114	3/11/05	MIL	W	112-110	11/9/13	MIL	W	91-83	--	--	--	--

* overtime † neutral location

2021-22 VS MAVERICKS

Dec. 23 at Dallas
Apr. 3 at Milwaukee

2020-21 SEASON

46-26 (.639)
in Central

PLAYOFFS

Defeated Miami, 4-0
Defeated Brooklyn, 4-3
Defeated Atlanta, 4-2
Defeated Phoenix, 4-2

2020-21 REGULAR SEASON INDIVIDUAL BESTS		2020-21 REGULAR SEASON BUCKS BESTS		2020-21 REGULAR SEASON TEAM	
Points	28 Luka Dončić @ MIL 1/15/21	Points	31 Giannis Antetokounmpo @ MIL 1/15/21	Biggest Win	15 vs. MIL 4/8/21
Rebounds	17 Kristaps Porzingis vs. MIL 4/8/21	Rebounds	14 Bobby Portis vs. MIL 4/8/21	Biggest Loss	3 @ MIL 1/15/21
Assists	13 Luka Dončić @ MIL 1/15/21	Assists	6 Khris Middleton @ MIL 1/15/21		

SERIES INFORMATION & NOTES

Overall series Milwaukee leads 42-37**Home games vs. Bucks** Dallas leads 25-14**Road games at Bucks** Milwaukee leads 28-11**Neutral site games** Dallas 1-0**Current series streak** Dallas won last game**in Dallas** Dallas won last two**in Milwaukee** Milwaukee won last game

DALLAS

Last home win 116-101 (4/8/21)**Last road win** 120-116 (12/16/19)**Largest margin of victory** 32 (111-79, 11/18/17)**High point total** 136 (8/8/20)**Low point total** 62 (11/22/97)

MILWAUKEE

Last home win 112-109 (1/15/21)**Last road win** 122-107 (2/8/19)**Largest margin of victory** 34 (twice)**High point total** 133 (1/21/09)**Low point total** 72 (4/1/90)**Series scoring record vs. Milwaukee**

Dirk Nowitzki (40 on 12/30/02)

Series scoring record vs. Dallas

Giannis Antetokounmpo (48 on 12/16/19)

The Mavericks have won three of the last four meetings against the defending NBA champion Bucks...Dallas swept Milwaukee (56-17, .767), 2-0, in 2019-20, marking the first time in franchise history that the Mavericks swept the team with the best eventual winning percentage (tied or outright) in a single season...the Mavericks snapped the Bucks' 18-game win streak with a 120-116 victory at Fiserv Forum (12/16/19), marking the longest win streak broken by Dallas in franchise history...after the Bucks won 27 of the first 38 meetings between the two franchises (1980-81 to 1999-00), the Mavericks have since taken 26 of the last 41 (2000-01 to 2019-20)...the Mavericks beat the Bucks by 32 (111-79) on 11/18/17, marking their largest margin of victory over Milwaukee...on 11/6/16, the Mavericks outscored the Bucks 12-1 in overtime en route to an 86-75 win...Dallas set new franchise records for fewest points allowed in an overtime game (75) and an overtime period (1)...the Bucks broke the Mavericks' season-high 12-game win streak with a 103-99 victory at Dallas (12/13/10), ending their seven-game losing streak at American Airlines Center...Dirk Nowitzki, who was originally selected ninth overall by the Bucks in 1998 (before having his draft rights traded to Dallas), recorded his first career triple-double with a 29-point, 10-rebound, 12-assist effort against Milwaukee (2/6/08)...Nowitzki scored a series-best 40 points in a loss to the Bucks on 12/30/02...Dallas snapped a 12-game road losing streak against the Bucks with a 112-106 triumph at the Bradley Center on 3/26/02...Milwaukee held the Mavericks to a team record-low 62 points in an 83-62 win in Dallas on 11/22/97.





MINNESOTA TIMBERWOLVES



Owner Glen Taylor
 Chief Executive Officer Ethan Casson
 Executive Vice President of Basketball Operations Sachin Gupta
 Head Coach Chris Finch
 Assistant Coaches Micah Nori, Pablo Prigioni, Elston Turner, Kevin Hanson, Kevin Burleson
 Vice President, Player Health/Head Athletic Trainer Gregg Farnam
 Arena Target Center (19,356)
 Address 600 N 1st Ave, Minneapolis, MN 55403
 Television Bally Sports North (Cable), Dave Benz, Jim Petersen, Katie Storm
 Radio WCCO-AM 830, Alan Horton

MINNESOTA PR STAFF

Communications Manager
 Aaron Freeman (Aaron.Freeman@timberwolves.com)

Communications Manager
 Sara Perez (Sara.Perez@timberwolves.com)

Communications Coordinator
 Corrie Hemry (Corrie.Hemry@timberwolves.com)

2020-21 SEASON SERIES RESULTS

Feb. 8 vs. Dallas Dallas, 127-122
 Mar. 24 @ Minnesota Dallas, 128-108
 May. 16 @ Minnesota Minnesota, 136-121

2020-21 REGULAR SEASON VS. TIMBERWOLVES			2019-20 REGULAR SEASON VS. TIMBERWOLVES			SERIES HISTORY VS. TIMBERWOLVES				
DATE	SITE	TIME/RESULT	DATE	SITE	RESULT	ALL-TIME	STREAKS	LAST WIN	LAST LOSS	
2/8/21	Dallas	W, 127-122	12/4/19	Dallas	W, 121-114	Overall	73-52	Lost 1	Mar. 24	May. 16
3/24/21	Minnesota	W, 128-108	2/24/20	Dallas	W, 139-123	Home	38-25	Won 3	Feb. 8	Apr. 3
5/16/21	Minnesota	L, 121-136	3/1/20	Minnesota	W, 111-91	Road	35-27	Lost 1	Mar. 24	May. 16

2020-21 DALLAS STATISTICS VS. MINNESOTA

PLAYER	GP-GS	MIN	FG-ATT	FG%	3FG-ATT	3FG%	FT-FTA	FT%	OFF	DEF	TOT/AVG	AST	PF-D	STL	TO	BLK	PTS	AVG
K. Porzingis	3-3	85.0	27-52	.519	11-21	.524	9-9	1.000	5	21	26/8.7	9	8-10	1	3	8	74	24.7
T. Hardaway Jr.	3-1	80.6	21-39	.538	11-21	.524	7-10	.700	0	5	5/1.7	9	5-9	1	1	1	60	20.0
L. Dončić	3-3	84.9	21-51	.412	5-23	.217	12-16	.750	0	18	18/6.0	15	6-16	4	15	1	59	19.7
J. Richardson	3-2	89.7	14-30	.467	4-12	.333	7-7	1.000	4	12	16/5.3	15	9-9	0	5	0	39	13.0
J. Brunson	3-0	75.7	14-28	.500	2-8	.250	4-5	.800	3	11	14/4.7	14	9-6	3	5	0	34	11.3
D. Powell	3-1	63.7	12-18	.667	1-2	.500	9-11	.818	11	11	22/7.3	12	11-11	1	1	3	34	11.3
D. Finney-Smith	3-3	89.7	13-20	.650	4-9	.444	3-3	1.000	6	9	15/5.0	6	4-6	2	4	1	33	11.0
M. Kleber	2-2	58.3	4-9	.444	3-6	.500	1-2	.500	1	7	8/4.0	0	3-1	0	0	1	12	6.0
N. Melli	1-0	15.0	3-6	.500	2-5	.400	2-2	1.000	2	3	5/5.0	2	0-2	1	0	0	10	10.0
J. Green	2-0	19.2	4-8	.500	0-2	.000	0-1	.000	1	1	2/1.0	1	1-1	1	1	0	8	4.0
T. Burke	3-0	26.7	3-10	.300	1-6	.167	0-0	.000	0	2	2/0.7	4	0-0	0	0	1	7	2.3
B. Marjanović	1-0	4.3	0-0	.000	0-0	.000	3-4	.750	0	0	0/0.0	1	0-2	0	1	0	3	3.0
T. Bey	2-0	6.6	1-3	.333	0-0	.000	0-0	.000	1	2	3/1.5	0	0-0	0	1	0	2	1.0
N. Hinton	2-0	6.6	0-2	.000	0-1	.000	1-2	.500	0	1	1/0.5	1	1-1	0	1	0	1	0.5
W. Cauley-Stein	1-0	9.4	0-1	.000	0-0	.000	0-0	.000	1	1	2/2.0	0	4-0	0	1	1	0	0.0
W. Iwundu	1-0	4.6	0-0	.000	0-0	.000	0-0	.000	0	0	0/0.0	0	2-0	0	1	0	0	0.0
TEAM	36-15	720.0	137-277	.495	44-116	.379	58-72	.806	35	104	139/46.3	89	63-74	14	40	17	376	125.3

2020-21 MINNESOTA STATISTICS VS. DALLAS

PLAYER	GP-GS	MIN	FG-ATT	FG%	3FG-ATT	3FG%	FT-FTA	FT%	OFF	DEF	TOT/AVG	AST	PF-D	STL	TO	BLK	PTS	AVG
A. Edwards	3-3	106.4	27-63	.429	11-29	.379	16-18	.889	0	7	7/2.3	11	6-10	3	2	4	81	27.0
K. Towns	2-2	64.8	14-32	.438	5-13	.385	12-13	.923	4	10	14/7.0	11	9-13	2	3	0	45	22.5
J. McDaniels	3-2	80.8	14-24	.583	6-13	.462	0-0	.000	4	9	13/4.3	4	12-2	1	4	2	34	11.3
N. Reid	3-1	52.2	13-23	.565	4-9	.444	1-3	.333	1	12	13/4.3	2	9-4	2	5	0	31	10.3
M. Beasley	1-1	34.3	10-21	.476	6-12	.500	4-6	.667	1	8	9/9.0	6	0-4	1	0	1	30	30.0
J. Nowell	2-0	45.5	10-17	.588	1-4	.250	8-9	.889	0	7	7/3.5	5	3-5	2	2	1	29	14.5
D. Russell	2-2	41.3	10-21	.476	5-11	.455	4-5	.800	0	4	4/2.0	10	0-4	3	2	0	29	14.5
J. Hernangomez	3-0	54.5	7-14	.500	3-8	.375	7-11	.636	3	7	10/3.3	4	5-6	0	3	0	24	8.0
J. Okogie	2-1	46.7	5-7	.714	2-4	.500	5-6	.833	1	3	4/2.0	2	6-5	2	1	2	17	8.5
J. Vanderbilt	3-2	59.2	7-14	.500	0-2	.000	2-4	.500	7	14	21/7.0	4	10-3	4	0	0	16	5.3
R. Rubio	3-1	84.5	5-19	.263	3-12	.250	1-2	.500	1	8	9/3.0	21	8-5	5	5	0	14	4.7
J. McLaughlin	1-0	10.5	3-3	1.000	1-1	1.000	0-0	.000	0	0	0/0.0	3	1-1	1	0	0	7	7.0
J. Layman	2-0	26.0	3-6	.500	0-2	.000	0-0	.000	0	3	3/1.5	2	3-0	0	2	1	6	3.0
E. Davis	1-0	5.4	1-1	1.000	0-0	.000	0-0	.000	2	0	2/2.0	1	1-0	0	1	0	2	2.0
J. Culver	1-0	7.8	0-2	.000	0-0	.000	1-2	.500	0	0	0/0.0	0	1-1	0	0	0	1	1.0
TEAM	32-15	720.0	129-267	.483	47-120	.392	61-79	.772	24	92	116/38.7	86	74-63	26	30	11	366	122.0





DATE	SITE	W/L	SCORE	DATE	SITE	W/L	SCORE	DATE	SITE	W/L	SCORE	DATE	SITE	W/L	SCORE	DATE	SITE	W/L	SCORE
11/24/89	DAL	W	99-89	4/24/94	DAL	W	116-102	1/10/01	MIN	W	106-86	2/27/07	MIN	W	91-65	12/30/13	MIN	W	100-98
12/13/89	MIN	W	90-87	11/29/94	DAL	W	84-83	3/15/01	DAL	W	103-83	4/11/07	MIN	W	105-88	3/19/14	DAL	L	122-123*
2/8/90	DAL	W	90-77	1/27/95	DAL	L	94-102	3/21/01	MIN	L	97-109	11/28/07	DAL	W	109-103	11/15/14	DAL	L	131-117
2/5/90	MIN	W	87-82	2/1/95	MIN	W	104-83	4/18/01	DAL	W	120-100	1/6/08	MIN	W	101-78	1/21/15	MIN	W	98-75
3/30/90	DAL	L	82-84	3/22/95	MIN	W	99-96	12/15/01	DAL	W	125-117	2/24/08	MIN	W	98-83	2/2/15	DAL	W	100-94
11/2/90	MIN	L	85-98	4/7/95	DAL	W	111-94	12/18/01	MIN	W	107-103	11/1/08	MIN	W	95-85	1/10/16	MIN	W	93-87
11/20/90	DAL	L	91-92*	12/23/95	MIN	L	98-111	2/19/02	DAL	L	100-117	12/30/08	DAL	W	107-100	1/20/16	DAL	W	106-94*
1/2/91	MIN	L	95-115	2/3/96	DAL	L	96-105	3/28/02	MIN	L	111-113	3/31/09	MIN	W	108-88	2/28/16	DAL	W	128-101
2/26/91	MIN	L	94-100	2/5/96	MIN	L	92-104	1/30/03	DAL	W	112-109	4/13/09	DAL	W	96-94	4/3/16	MIN	W	88-78
4/17/91	DAL	W	102-100	3/22/96	DAL	L	84-110	2/11/03	MIN	L	98-100	11/13/09	MIN	W	89-77	1/9/17	MIN	L	92-101
11/6/91	MIN	W	97-94	11/14/96	MIN	L	90-100	3/10/03	DAL	L	83-92	2/5/10	DAL	L	108-117	1/15/17	DAL	W	98-87
11/30/91	DAL	W	79-78	1/30/97	DAL	L	82-92	3/30/03	MIN	W	119-95	3/3/10	DAL	W	112-109	2/24/17	MIN	L	84-97
2/21/92	DAL	W	109-94	2/27/97	DAL	L	105-107**	11/29/03	DAL	W	92-88	3/8/10	MIN	W	125-112	11/4/17	MIN	L	99-112
2/26/92	MIN	L	105-106	4/16/97	MIN	W	92-77	12/18/03	MIN	L	109-114	12/1/10	DAL	W	100-86	11/17/17	DAL	L	87-111
4/3/92	DAL	L	95-104	1/17/98	DAL	L	110-113*	1/3/04	DAL	W	119-112	3/7/11	MIN	W	108-105	12/10/17	MIN	L	92-97
11/10/92	MIN	L	104-118	2/15/98	MIN	L	99-105*	3/3/04	MIN	L	97-121	3/24/11	DAL	W	104-96	3/30/18	DAL	L	92-93
12/10/92	DAL	L	88-111	3/3/98	MIN	W	110-99	11/22/04	DAL	L	82-83	1/1/12	MIN	L	82-99	10/20/18	DAL	W	140-136
1/2/93	MIN	L	71-103	3/23/98	DAL	W	91-87	12/7/04	MIN	W	97-87	1/25/12	DAL	L	90-105	1/11/19	MIN	W	119-115
2/26/93	MIN	L	89-99	3/30/99	MIN	L	78-98	3/13/05	MIN	W	102-93	2/10/12	MIN	W	104-97	4/3/19	DAL	L	108-110
4/23/93	DAL	W	103-100	4/5/99	MIN	L	93-100	3/15/05	DAL	L	91-100	11/12/12	DAL	L	82-90	12/4/19	DAL	W	121-114
11/12/93	MIN	W	115-99	4/15/99	DAL	W	101-95	12/18/05	DAL	W	102-95	12/15/12	MIN	L	106-114*	2/24/20	DAL	W	139-123
12/23/93	MIN	W	93-89	12/4/99	MIN	W	103-84	1/4/06	DAL	L	78-91	1/14/13	DAL	W	113-98	3/1/20	MIN	W	111-91
1/12/94	DAL	L	85-103	12/18/99	DAL	L	104-108	1/7/06	DAL	W	83-79	3/10/13	MIN	W	100-77	2/8/21	DAL	W	127-122
2/2/94	MIN	W	92-88	3/9/00	DAL	L	79-100	11/27/06	DAL	W	93-87	11/8/13	MIN	L	108-116	3/24/21	MIN	W	128-108
2/8/94	DAL	W	108-105*	4/19/00	MIN	W	113-107	2/3/07	DAL	W	94-93	11/30/13	DAL	L	106-112	5/16/21	MIN	L	121-136

* overtime

2021-22 VS MAVERICKS

Dec. 19 at Minnesota
 Dec. 21 at Dallas
 Mar. 21 at Dallas
 Mar. 25 at Minnesota

2020-21 SEASON

23-49 (.319)
 in Northwest

PLAYOFFS

Did not qualify

2020-21 REGULAR SEASON INDIVIDUAL BESTS			2020-21 REGULAR SEASON TIMBERWOLVES BESTS			2020-21 REGULAR SEASON TEAM		
Points	29	Kristaps Porzingis @ MIN 3/24/21	Points	30	Anthony Edwards @ MIN 5/16/21, Malik Beasley vs. MIN 2/8/21	Biggest Win	20	@ MIN 3/24/21
Rebounds	13	Kristaps Porzingis vs. MIN 2/8/21	Rebounds	12	Jarred Vanderbilt @ MIN 5/16/21	Biggest Loss	15	@ MIN 5/16/21
Assists	8	Dwight Powell @ MIN 5/16/21, Josh Richardson vs. MIN 2/8/21	Assists	10	D'Angelo Russell @ MIN 5/16/21			

SERIES INFORMATION & NOTES

Overall series Dallas leads 73-52

Home games vs. Timberwolves Dallas leads 38-25

Road games at Timberwolves Dallas leads 35-27

Current series streak Minnesota won last game

in Dallas Dallas won last three

in Minnesota Minnesota won last game

DALLAS

Last home win 127-122 (2/8/21)

Last road win 128-120 (3/24/21)

Largest margin of victory 27 (twice)

High point total 140 (10/20/18)

Low point total 71 (1/2/93)

MINNESOTA

Last home win 136-121 (5/16/21)

Last road win 110-108 (4/3/19)

Largest margin of victory 32 (103-71, 1/2/93)

High point total 136 (10/20/18; 5/16/21))

Low point total 65 (2/27/07)

Series scoring record vs. Minnesota

Kristaps Porzingis (38 on 3/1/20)

Series scoring record vs. Dallas

Kevin Love (36 on 12/30/13)

Al Jefferson (36 on 3/8/10)

Chauncey Billups (36 on 2/19/02)

The Timberwolves snapped a five-game losing streak against the Mavericks with a 136-121 win at home on the final day of the 2020-21 regular season (5/16/21)...Dallas has gone 37-16 (.698) in the last 53 meetings despite dropping five straight from February 2017 to March 2018...Luka Dončić had three go-ahead field goals in the final 1:28 of the Mavericks' 119-115 win at Minnesota (1/11/19), becoming the first rookie with three go-ahead baskets in the final 2:00 of regulation since Vince Carter (4/1/99 vs. Indiana)...Dallas defeated Minnesota 140-136 in its 2018-19 home opener (10/20/18), a game that saw both teams post their highest point totals in the history of the all-time series...Dallas recorded its largest series win over Minnesota (27, 128-101) on 2/28/16...Tyson Chandler set a franchise record for the most rebounds in a period when he pulled down 14 of his game-high 18 rebounds in the third quarter vs. Minnesota (12/1/10)...Rick Carlisle recorded his 400th win as a head coach against Minnesota (12/1/10)...it also marked the 300th win by Dallas at American Airlines Center.





NEW ORLEANS PELICANS



Governor Gayle Benson
 President Dennis Lauscha
 Executive Vice President of Basketball Operations David Griffin
 General Manager Trajan Langdon
 Head Coach Willie Green
 Assistant Coaches Jarron Collins, Casey Hill, Fred Vinson, Teresa Weatherspoon
 Head Athletic Trainer Tom Maystadt
 Home Court Smoothie King Center (16,867, 2002)
 Team Colors Blue, Gold, Red
 Radio ESPN New Orleans (100.3 FM) - Todd Graffagnini, John DeShazier, Daniel Sallerson, Erin Summers
 Television Bally Sports New Orleans - Joel Meyers, Antonio Daniels, Jen Hale
 Address 5800 Airline Drive New Orleans, LA 70003

NEW ORLEANS PR STAFF

Dir. of Basketball Communications
 Matt Ryan (matt.ryan@pelicans.com)

Basketball Communications & Broadcast Manager
 Chris Trahant (chris.trahant@pelicans.com)

Basketball Communications Coordinator
 Henry Valier (henry.valier@pelicans.com)

2020-21 SEASON SERIES RESULTS

Feb. 12 vs. Dallas Dallas, 143-130
 Mar. 27 @ New Orleans New Orleans, 112-103
 May. 12 vs. Dallas Dallas, 125-107

2020-21 REGULAR SEASON VS. PELICANS			2019-20 REGULAR SEASON VS. PELICANS			SERIES HISTORY VS. PELICANS				
DATE	SITE	TIME/RESULT	DATE	SITE	RESULT	ALL-TIME	STREAKS	LAST WIN	LAST LOSS	
2/12/21	Dallas	W, 143-130	10/25/19	New Orleans	W, 123-116	Overall	47-23	Won 1	May. 12	Mar. 27
3/27/21	New Orleans	L, 103-112	12/3/19	New Orleans	W, 118-97	Home	29-6	Won 4	May. 12	Mar. 18
5/12/21	Dallas	W, 125-107	12/7/19	Dallas	W, 130-84	Road	18-17	Lost 1	Dec. 3	Mar. 27
			3/4/20	Dallas	W, 127-123 (OT)					

2020-21 DALLAS STATISTICS VS. NEW ORLEANS

PLAYER	GP-GS	MIN	FG-ATT	FG%	3FG-ATT	3FG%	FT-FTA	FT%	OFF	DEF	TOT/AVG	AST	PF-D	STL	TO	BLK	PTS	AVG
L. Dončić	2-2	71.3	29-54	.537	12-23	.522	9-11	.818	2	14	16/8.0	20	5-9	1	7	1	79	39.5
T. Hardaway Jr.	3-1	85.0	24-45	.533	10-26	.385	7-8	.875	2	7	9/3.0	5	4-7	1	2	0	65	21.7
K. Porzingis	2-2	54.2	20-35	.571	10-18	.556	5-7	.714	3	9	12/6.0	2	7-5	1	2	1	55	27.5
J. Brunson	3-1	80.1	15-24	.625	3-5	.600	9-14	.643	1	10	11/3.7	17	7-9	0	1	0	42	14.0
D. Finney-Smith	3-3	100.1	11-16	.688	5-7	.714	2-2	1.000	4	10	14/4.7	5	10-2	1	1	0	29	9.7
M. Kleber	3-2	87.1	8-24	.333	6-19	.316	2-2	1.000	2	17	19/6.3	5	10-3	2	1	3	24	8.0
J. Richardson	3-2	81.0	5-24	.208	2-10	.200	6-6	1.000	0	9	9/3.0	11	6-7	0	3	1	18	6.0
T. Burke	3-0	30.9	4-11	.364	2-7	.286	6-7	.857	0	2	2/0.7	1	2-3	1	0	0	16	5.3
B. Marjanović	2-1	33.2	7-13	.538	0-1	.000	1-2	.500	5	8	13/6.5	3	2-3	0	2	1	15	7.5
D. Powell	3-1	48.5	5-7	.714	0-1	.000	2-3	.667	2	7	9/3.0	0	6-5	2	1	0	12	4.0
W. Cauley-Stein	2-0	26.3	5-7	.714	0-1	.000	1-1	1.000	2	3	5/2.5	2	7-1	1	1	1	11	5.5
J. Green	1-0	6.1	1-1	1.000	0-0	.000	1-2	.500	0	1	1/1.0	0	2-1	0	0	0	3	3.0
N. Hinton	1-0	5.3	1-5	.200	0-3	.000	0-0	.000	0	0	0/0.0	0	1-0	0	0	0	2	2.0
T. Bey	1-0	3.5	0-0	.000	0-0	.000	0-0	.000	1	0	1/1.0	1	0-0	0	0	0	0	0.0
N. Melli	1-0	7.4	0-1	.000	0-0	.000	0-0	.000	0	2	2/2.0	0	0-0	0	0	0	0	0.0
TEAM	33-15	720.0	135-267	.506	50-121	.413	51-65	.785	24	99	123/41.0	72	69-55	10	21	8	371	123.7

2020-21 NEW ORLEANS STATISTICS VS. DALLAS

PLAYER	GP-GS	MIN	FG-ATT	FG%	3FG-ATT	3FG%	FT-FTA	FT%	OFF	DEF	TOT/AVG	AST	PF-D	STL	TO	BLK	PTS	AVG
Z. Williamson	2-2	71.7	27-35	.771	0-3	.000	20-29	.690	2	5	7/3.5	10	3-20	2	5	0	74	37.0
B. Ingram	2-2	69.2	19-38	.500	4-10	.400	7-7	1.000	1	8	9/4.5	6	3-7	1	3	0	49	24.5
E. Bledsoe	3-3	94.8	14-27	.519	7-16	.438	7-12	.583	0	8	8/2.7	10	6-10	2	5	0	42	14.0
N. Alexander-Walker	2-2	66.1	12-31	.387	7-15	.467	2-3	.667	0	7	7/3.5	4	8-2	1	2	1	33	16.5
K. Lewis Jr.	3-0	63.3	11-22	.500	4-7	.571	5-6	.833	1	8	9/3.0	7	6-5	0	2	0	31	10.3
W. Hermangomez	3-1	66.0	9-17	.529	0-1	.000	9-15	.600	10	15	25/8.3	7	3-9	2	1	0	27	9.0
J. Hayes	1-0	21.8	4-10	.400	0-1	.000	7-8	.875	3	3	6/6.0	0	1-4	1	0	1	15	15.0
L. Ball	1-1	32.3	4-12	.333	4-10	.400	0-0	.000	0	6	6/6.0	7	4-1	0	1	1	12	12.0
N. Marshall	2-1	32.7	5-11	.455	0-3	.000	2-3	.667	0	6	6/3.0	2	4-2	1	4	0	12	6.0
J. Johnson	1-1	21.9	4-8	.500	1-2	.500	2-3	.667	0	3	3/3.0	2	2-2	0	0	0	11	11.0
J. Redick	1-0	14.6	4-8	.500	3-5	.600	0-0	.000	0	1	1/1.0	2	1-2	0	1	2	11	11.0
S. Adams	2-2	50.0	4-6	.667	0-0	.000	0-0	.000	7	4	11/5.5	2	4-1	1	2	4	8	4.0
J. Hart	2-0	58.0	2-15	.133	1-10	.100	3-4	.750	1	14	15/7.5	8	6-2	1	0	0	8	4.0
W. Gabriel	1-0	26.1	3-5	.600	1-3	.333	0-0	.000	1	4	5/5.0	1	1-2	0	1	1	7	7.0
W. Iwundu	1-0	12.5	2-5	.400	0-0	.000	0-0	.000	2	2	4/4.0	0	1-0	0	0	0	4	4.0
J. Nunnally	1-0	4.5	1-3	.333	1-3	.333	0-0	.000	0	1	1/1.0	1	0-0	0	0	0	3	3.0
D. Louzada	1-0	14.7	1-5	.200	0-2	.000	0-0	.000	0	1	1/1.0	0	2-0	0	0	0	2	2.0
TEAM	29-15	720.0	126-258	.488	33-91	.363	64-90	.711	28	96	124/41.3	69	55-69	12	27	10	349	116.3





DATE	SITE	W/L	SCORE	DATE	SITE	W/L	SCORE	DATE	SITE	W/L	SCORE	DATE	SITE	W/L	SCORE	DATE	SITE	W/L	SCORE
12/26/02	NOH	W	83-81	12/30/06	DAL	W	94-80	11/15/10	DAL	W	98-95	2/26/14	DAL	W	108-89	12/29/17	NOP	W	128-120
4/1/03	DAL	W	95-86	3/27/07	NOK	W	105-89	11/17/10	NOH	L	97-99	11/11/14	NOP	W	109-104	3/4/18	DAL	L	109-126
11/11/03	DAL	W	125-97	12/1/07	NOH	L	108-112*	3/9/11	NOH	L	92-93	12/10/14	DAL	W	112-107	3/20/18	NOP	L	105-115
2/4/04	NOH	W	113-104	12/14/07	DAL	W	89-90	4/13/11	DAL	W	121-89	1/25/15	NOP	L	106-109	12/5/18	NOP	L	106-132
11/3/04	NOH	W	106-91	2/20/08	NOH	L	93-104	1/7/12	DAL	W	96-81	3/2/15	DAL	W	102-93	12/26/18	DAL	W	122-119
2/2/05	NOH	W	90-82	4/16/08	DAL	W	111-98	1/21/12	NOH	W	83-81	11/7/15	DAL	W	93-87	12/28/18	NOP	L	112-114
2/28/05	DAL	W	90-86	1/14/09	DAL	L	97-104	3/2/12	NOH	L	92-97	11/10/15	NOP	L	105-120	3/18/19	DAL	L	125-129*
3/21/05	DAL	W	103-86	3/5/09	NOH	L	88-104	1/5/13	DAL	L	96-99*	1/2/16	DAL	L	98-105	10/25/19	NOP	W	123-116
11/12/05	NOK	W	109-103	4/10/09	DAL	W	100-92	2/22/13	NOH	W	104-100	1/6/16	NOP	W	100-91	12/3/19	NOP	W	118-97
12/3/05	DAL	W	97-88	4/12/09	NOH	L	92-102	4/14/13	NOH	W	107-89	11/27/16	DAL	W	91-81	12/7/19	DAL	W	130-84
12/31/05	NOK	W	95-90	11/4/09	NOH	L	107-114*	4/17/13	DAL	W	99-87	12/26/16	NOP	L	104-111	3/4/20	DAL	W	127-123*
4/8/06	DAL	W	101-77	12/14/09	DAL	W	94-90	12/4/13	NOP	W	100-97	2/25/17	DAL	W	96-83	2/12/21	DAL	W	143-130
11/25/06	DAL	W	85-73	2/28/10	DAL	W	108-100	1/10/14	NOP	W	107-90	3/29/17	NOP	L	118-121	3/27/21	NOP	L	103-112
12/16/06	NOK	W	90-79	3/22/10	NOH	L	99-115	1/11/14	DAL	W	110-107	11/3/17	DAL	L	94-99	5/12/21	DAL	W	125-107

* overtime

2021-22 VS MAVERICKS

Nov. 8 at Dallas
Dec. 1 at New Orleans
Dec. 3 at Dallas
Feb. 17 at New Orleans

2020-21 SEASON

31-41 (.431)
in Southwest

PLAYOFFS

Did not qualify

2020-21 REGULAR SEASON INDIVIDUAL BESTS			2020-21 REGULAR SEASON PELICANS BESTS			2020-21 REGULAR SEASON TEAM		
Points	46	Luka Dončić vs. NOP 2/12/21	Points	38	Zion Williamson @ NOP 3/27/21	Biggest Win	18	vs. NOP 5/12/21
Rebounds	11	Boban Marjanović @ NOP 3/27/21	Rebounds	10	Willy Hernangomez vs. NOP 5/12/21, Josh Hart @ NOP 3/27/21	Biggest Loss	9	@ NOP 3/27/21
Assists	12	Luka Dončić vs. NOP 2/12/21	Assists	7	Lonzo Ball vs. NOP 2/12/21			

SERIES INFORMATION & NOTES

Overall series Dallas leads 47-23
Home games vs. Pelicans Dallas leads 29-6
Road games at Pelicans Dallas leads 18-17
Current series streak Dallas won last game
in Dallas Dallas won last four
in New Orleans New Orleans won last game

DALLAS

Last home win 125-107 (5/12/21)
Last road win 118-97 (12/3/19)
Largest margin of victory 46 (130-84, 12/7/19)
High point total 143 (2/12/21)
Low point total 83 (twice)

NEW ORLEANS

Last home win 112-103 (3/27/21)
Last road win 129-125 (OT) (3/17/19)
Largest margin of victory 26 (132-106, 12/5/18)
High point total 132 (12/5/18)
Low point total 73 (twice)

Series scoring record vs. New Orleans

Luka Dončić (46 on 2/12/21)

Series scoring record vs. Dallas

Anthony Davis (48 on 12/28/18)

Dallas has taken six of the last seven meetings (after New Orleans won 7 of the previous 9)...the Mavericks are 29-6 all-time at home against the Pelicans (compared to 18-17 on the road)...the Mavericks connected a franchise-high 25 3-pointers (25-45 3FG) in their 143-130 win over New Orleans (2/12/21)...Dallas' Luka Dončić (career-high 46) and Kristaps Porzingis (36) combined for 82 points in the win on 2/12/21, outdueling New Orleans' Zion Williamson (36) and Brandon Ingram (30), who combined for 66...Dončić recorded 30 points, 17 boards and 10 assists in a 127-123 overtime win over the Pelicans (3/4/20) en route to becoming the youngest player in NBA history to record a 30-15-10 game...the Mavericks defeated the Pelicans by a series-best 46 points in their 130-84 win on 12/7/19...as a rookie, Dončić went 7-of-10 (.700) from beyond the arc at New Orleans (12/28/18), becoming the youngest player in NBA history (19 years, 303 days) to hit seven 3-pointers in a game...Dirk Nowitzki passed Wilt Chamberlain (31,419) to reclaim the No. 6 spot on the NBA's all-time scoring list with a 20-foot jumper over Kenrich Williams at the 8:35 mark of the first quarter against New Orleans on 3/18/19 (the basket gave him 31,420 career points)...Nowitzki became the 17th member of the 25,000-point club at New Orleans (4/14/13) with an 18-foot fadeaway jumper over Robin Lopez at the 6:44 mark of the second quarter (the basket gave him 25,001 career points)...Anthony Davis tallied a series-best 48 points to go along with 17 rebounds in New Orleans' 114-112 win over Dallas (12/28/18)...New Orleans recorded its highest point total (132) and largest margin of victory (26, 132-106) against Dallas on 12/5/18...the Mavericks set a franchise record with 17 blocked shots at New Orleans (2/22/13)...Bernard James recorded a career-high seven blocks at New Orleans (2/22/13), setting a Mavericks rookie record...the Mavericks won the first 16 meetings between the two franchises.





NEW YORK KNICKS



Executive Chairman, The Madison Square Garden Company James L. Dolan
 President Leon Rose
 General Manager Scott Perry
 Head Coach Tom Thibodeau
 Associate Head Coach Johnnie Bryant
 Assistant Coaches Andy Greer, Larry Greer, Kenny Payne, Darren Erman
 Head Athletic Trainer Roger Hinds
 Address Two Pennsylvania Plaza, New York, NY 10121
 Home Court Madison Square Garden (19,812) - 1968
 Team Colors Orange, white and blue
 Television MSG Network: Mike Breen, Walt Frazier, Rebecca Haarlow
 Radio ESPN Radio (98.7 FM): Ed Cohen, Brendan Brown

NEW YORK PR STAFF

Vice President, Communications
 Gregg Schwartz (gregg.schwartz@msg.com)

Director of Public Relations
 Mallory Kwitter (Mallory.kwitter@msgsports.com)

Senior Manager, Communications
 Derek Lapinski (derek.lapinski@msg.com)

Coordinator, Communications
 Brittany Stamoulis (brittany.stamoulis@msg.com)

2020-21 SEASON SERIES RESULTS

Apr. 2 @ New York Dallas, 99-86
 Apr. 16 vs. Dallas New York, 117-109

2020-21 REGULAR SEASON VS. KNICKS			2019-20 REGULAR SEASON VS. KNICKS			SERIES HISTORY VS. KNICKS				
DATE	SITE	TIME/RESULT	DATE	SITE	RESULT		ALL-TIME	STREAKS	LAST WIN	LAST LOSS
4/2/21	New York	W, 99-86	11/8/19	Dallas	L, 102-106	Overall	42-38	Lost 1	Apr. 2	Apr. 16
4/16/21	Dallas	L, 109-117	11/14/19	New York	L, 103-106	Home	23-17	Lost 4	Jan. 25	Apr. 16
						Road	19-21	Won 1	Apr. 2	Nov. 14

2020-21 DALLAS STATISTICS VS. NEW YORK

PLAYER	GP-GS	MIN	FG-ATT	FG%	3FG-ATT	3FG%	FT-FTA	FT%	OFF	DEF	TOT/AVG	AST	PF-D	STL	TO	BLK	PTS	AVG
L. Dončić	2-2	73.1	18-39	.462	5-17	.294	7-14	.500	0	16	16/8.0	26	5-11	1	8	1	48	24.0
K. Porzingis	2-2	71.7	14-37	.378	3-15	.200	6-7	.857	3	17	20/10.0	2	2-9	1	6	3	37	18.5
T. Hardaway Jr.	2-0	45.1	11-20	.550	5-12	.417	3-4	.750	0	5	5/2.5	3	3-6	2	0	0	30	15.0
J. Richardson	2-2	60.7	11-22	.500	3-9	.333	0-0	.000	2	6	8/4.0	5	5-2	3	1	2	25	12.5
J. Brunson	2-0	41.8	9-18	.500	1-4	.250	2-2	1.000	2	6	8/4.0	6	0-3	0	1	0	21	10.5
D. Finney-Smith	2-2	67.3	7-20	.350	5-12	.417	0-0	.000	5	11	16/8.0	1	3-1	1	0	0	19	9.5
M. Kleber	2-2	63.4	5-10	.500	3-8	.375	0-0	.000	0	8	8/4.0	4	4-1	3	1	2	13	6.5
J. Redick	1-0	17.3	3-6	.500	2-4	.500	1-2	.500	1	3	4/4.0	0	2-2	1	0	0	9	9.0
D. Powell	2-0	22.3	2-4	.500	0-0	.000	0-0	.000	1	1	2/1.0	0	2-2	0	2	1	4	2.0
T. Burke	1-0	5.7	1-2	.500	0-0	.000	0-0	.000	0	0	0/0.0	1	0-0	0	0	0	2	2.0
N. Melli	1-0	11.6	0-1	.000	0-1	.000	0-0	.000	0	1	1/1.0	1	3-0	0	0	0	0	0.0
TEAM	19-10	480.0	81-179	.453	27-82	.329	19-29	.655	14	74	88/44.0	49	29-37	12	19	9	208	104.0

2020-21 NEW YORK STATISTICS VS. DALLAS

PLAYER	GP-GS	MIN	FG-ATT	FG%	3FG-ATT	3FG%	FT-FTA	FT%	OFF	DEF	TOT/AVG	AST	PF-D	STL	TO	BLK	PTS	AVG
J. Randle	2-2	77.7	21-49	.429	7-18	.389	9-12	.750	0	18	18/9.0	18	4-11	2	8	2	58	29.0
R. Barrett	2-2	76.9	12-29	.414	5-11	.455	3-5	.600	3	11	14/7.0	2	7-4	1	1	0	32	16.0
R. Bullock	2-2	63.1	8-20	.400	6-15	.400	2-2	1.000	0	7	7/3.5	2	5-1	1	2	0	24	12.0
A. Burks	1-0	29.2	6-11	.545	4-6	.667	4-4	1.000	0	2	2/2.0	1	2-3	2	1	0	20	20.0
D. Rose	2-0	50.2	8-23	.348	1-4	.250	0-0	.000	3	3	6/3.0	9	1-2	1	0	0	17	8.5
E. Payton	2-2	37.0	6-14	.429	0-2	.000	0-0	.000	2	9	11/5.5	7	3-0	0	2	0	12	6.0
N. Noel	2-2	51.5	3-5	.600	0-0	.000	4-4	1.000	7	8	15/7.5	1	8-3	1	3	3	10	5.0
I. Quickley	2-0	28.0	3-12	.250	2-7	.286	1-1	1.000	1	4	5/2.5	0	1-2	0	2	0	9	4.5
O. Toppin	2-0	18.3	4-5	.800	0-1	.000	1-1	1.000	1	5	6/3.0	0	2-2	1	1	0	9	4.5
T. Gibson	2-0	44.2	4-6	.667	0-1	.000	0-0	.000	1	3	4/2.0	0	3-0	2	0	3	8	4.0
F. Ntilikina	1-0	3.9	1-1	1.000	1-1	1.000	1-2	.500	0	0	0/0.0	0	1-1	0	0	0	4	4.0
TEAM	20-10	480.0	76-175	.434	26-66	.394	25-31	.806	18	70	88/44.0	40	37-29	11	20	8	203	101.5





DATE	SITE	W/L	SCORE	DATE	SITE	W/L	SCORE	DATE	SITE	W/L	SCORE	DATE	SITE	W/L	SCORE	DATE	SITE	W/L	SCORE
12/30/80	NYK	L	98-100	12/2/88	DAL	L	101-104	1/7/97	NYK	L	72-102	1/11/06	NYK	L	115-117*	1/5/14	DAL	L	80-92
1/16/81	DAL	W	118-100	3/30/89	NYK	L	98-99	3/11/97	DAL	W	91-83	2/13/06	DAL	W	100-72	2/24/14	NYK	W	110-108
1/16/81	DAL	L	95-104	1/19/90	DAL	W	117-103	1/24/97	DAL	W	105-91	3/20/07	NYK	W	92-77	11/28/14	DAL	W	109-102*
2/16/82	NYK	W	112-110	2/27/90	NYK	L	87-110	12/22/97	NYK	L	67-79	3/30/07	DAL	W	105-103	12/16/14	NYK	W	107-87
2/4/83	DAL	L	101-120	11/6/90	NYK	W	96-91	11/29/99	NYK	L	82-107	12/10/07	NYK	W	98-89	12/7/15	NYK	W	104-97
2/22/83	NYK	L	106-108	3/22/91	DAL	W	104-102*	12/16/99	DAL	L	93-100	3/10/08	DAL	W	108-79	3/30/16	DAL	W	91-89
2/1/84	DAL	L	98-105	11/20/91	DAL	L	89-92	12/6/00	DAL	W	94-85	11/16/08	NYK	W	124-114*	11/14/16	NYK	L	77-93
3/27/84	NYK	L	88-97	3/3/92	NYK	L	83-102	2/7/01	NYK	L	93-96**	1/8/09	DAL	W	99-94	1/25/17	DAL	W	103-95
11/6/84	DAL	W	107-104	1/15/93	DAL	L	93-107	1/3/02	NYK	L	101-108*	1/24/10	NYK	W	128-78	1/7/18	DAL	L	96-100
12/6/84	NYK	W	112-83	2/16/93	NYK	L	87-117	11/10/02	DAL	W	111-89	3/13/10	DAL	L	94-128	3/13/18	NYK	W	110-97
1/15/86	DAL	L	112-116	11/16/93	DAL	L	90-103	12/28/02	DAL	W	107-82	2/2/11	NYK	W	113-97	11/2/18	DAL	L	106-118
3/27/86	NYK	W	110-105	12/20/93	NYK	L	92-101	1/24/03	NYK	W	101-90	3/10/11	DAL	W	127-109	1/30/19	NYK	W	114-90
1/13/87	NYK	W	108-103	1/20/95	DAL	L	93-106	1/12/04	NYK	W	127-121*	2/19/12	NYK	L	97-104	11/8/19	DAL	L	102-106
1/21/87	DAL	W	113-93	3/31/95	NYK	L	90-101	2/10/04	DAL	W	105-90	3/6/12	DAL	W	95-85	11/14/19	NYK	L	103-106
3/22/88	DAL	W	124-105	12/5/95	NYK	L	87-92	11/19/04	DAL	W	103-101	11/9/12	NYK	L	94-104	4/2/21	NYK	W	99-86
3/28/88	NYK	L	106-114	3/24/96	DAL	L	79-85	12/21/04	NYK	W	123-94	11/21/12	DAL	W	114-111	4/16/21	DAL	L	109-117

* overtime

2021-22 VS MAVERICKS

Jan. 12 at New York
Mar. 9 at Dallas

2020-21 SEASON

41-31 (.569)
in Atlantic

PLAYOFFS

Lost to Atlanta, 4-1

2020-21 REGULAR SEASON INDIVIDUAL BESTS			2020-21 REGULAR SEASON KNICKS BESTS			2020-21 REGULAR SEASON TEAM		
Points	26	Luka Dončić @ NYK 4/2/21	Points	44	Julius Randle vs. NYK 4/16/21	Biggest Win	13	@ NYK 4/2/21
Rebounds	12	Kristaps Porzingis vs. NYK 4/16/21	Rebounds	10	Julius Randle vs. NYK 4/16/21, Nerlens Noel vs. NYK 4/16/21	Biggest Loss	8	vs. NYK 4/16/21
Assists	19	Luka Dončić vs. NYK 4/16/21	Assists	11	Julius Randle @ NYK 4/2/21			

SERIES INFORMATION & NOTES

Overall series Dallas leads 42-38

Home games vs. Knicks Dallas leads 23-17

Road games at Knicks New York leads 21-19

Current series streak New York won last game

in Dallas New York won last four

in New York Dallas won last game

DALLAS

Last home win 103-95 (1/25/17)

Last road win 99-86 (4/2/21)

Largest margin of victory 50 (128-78, 1/24/10)

High point total 128 (128-78, 1/24/10)

Low point total 67 (12/22/97)

NEW YORK

Last home win 106-102 (11/8/19)

Last road win 117-109 (4/16/21)

Largest margin of victory 34 (3/13/10)

High point total 128 (3/13/10)

Low point total 72 (2/13/06)

Series scoring record vs. New York

Rolando Blackman (41 on 1/13/87)

Series scoring record vs. Dallas

Bernard King (50 on 2/1/84)

New York has taken three of the last four meetings...in the most recent meeting at American Airlines Center (4/16/21), Julius Randle scored a game-high 44 points in a 117-109 win for the Knicks, tying the second-highest individual scoring effort in the all-time series (Carmelo Anthony, 44, NYK vs. DAL 2/24/14; Bernard King, 50, NYK at DAL 2/1/84)...Dallas won 24-of-29 meetings from January 2002 to March 2016...Luka Dončić tallied 33 points, 10 rebounds and 11 assists at New York (11/14/19), becoming the youngest player in NBA history (20 years, 259 days) to record a 30-point triple-double at the new Madison Square Garden and the second-youngest to post a triple-double of any kind at MSG (Magic Johnson, 20 years, 175 days)...Dennis Smith Jr. (21 years, 63 days) previously held the distinction as the second-youngest player to produce a triple-double at MSG after he went for 13-10-15 in a 114-90 win at New York (1/30/19), one day before he was traded from the Mavericks to the Knicks...in 2009-10, both teams recorded their largest margin of victory against one another – the Mavericks recorded a 50-point win (128-70) at New York (1/24/10) and the Knicks recorded a 34-point victory (128-94) at Dallas (3/13/10)...the Mavericks' win on 1/24/03 ended a 10-game losing streak at MSG...on 2/1/84, Bernard King tied a Mavericks then opponent individual high, scoring 50 points in the Knicks' 105-98 win.





OKLAHOMA CITY THUNDER



Chairman Clay Bennett
 Executive Vice President/General Manager Sam Presti
 Head Coach Mark Daigneault
 Assistant Coaches Dave Bliss, Mike Wilks, David Akinyooye, Kameron Woods
 Senior Athletic Performance Coach Andrew Paul
 Team Colors Thunder blue, Thunder navy, Thunder sunset, Thunder yellow
 Home Court Paycom Center (18,203)
 Television .. Bally Sports Oklahoma (Cable), Michael Cage (analyst), Chris Fisher (play-by-play), Nick "Sparky" Gallo (sideline reporter) and Paris Lawson (sideline reporter)
 Radio WWLS 98.1 FM/640 AM, Matt Pinto

OKLAHOMA CITY PR STAFF

Vice President of Basketball Communications & Engagement
 Matt Tumbleson (mtumbleson@okcthunder.com)

Senior Basketball Communications Lead
 John Read (jread@okcthunder.com)

Basketball Communications Coordinator
 Laila Wani (lwani@okcthunder.com)

Basketball Communications Coordinator
 Heather Ward (hward@okcthunder.com)

2020-21 SEASON SERIES RESULTS

Mar. 3 vs. Dallas Dallas, 87-78
 Mar. 11 @ Oklahoma City Oklahoma City, 116-108
 Mar. 29 @ Oklahoma City Dallas, 127-106

2020-21 REGULAR SEASON VS. THUNDER			2019-20 REGULAR SEASON VS. THUNDER			SERIES HISTORY VS. THUNDER				
DATE	SITE	TIME/RESULT	DATE	SITE	RESULT		ALL-TIME	STREAKS	LAST WIN	LAST LOSS
3/3/21	Dallas	W, 87-78	12/31/19	Oklahoma City	L, 101-106	Overall	79-84	Won 1	Mar. 29	Mar. 11
3/11/21	Oklahoma City	L, 108-116	1/27/20	Oklahoma City	W, 107-97	Home	45-34	Won 3	Mar. 3	Feb. 28
3/29/21	Oklahoma City	W, 127-106				Road	34-50	Won 1	Mar. 29	Mar. 11

2020-21 DALLAS STATISTICS VS. OKLAHOMA CITY

PLAYER	GP-GS	MIN	FG-ATT	FG%	3FG-ATT	3FG%	FT-FTA	FT%	OFF	DEF	TOT/AVG	AST	PF-D	STL	TO	BLK	PTS	AVG
T. Hardaway Jr.	3-0	84.8	19-43	.442	9-21	.429	15-20	.750	3	12	15/5.0	4	7-12	0	6	0	62	20.7
J. Richardson	3-3	95.5	19-36	.528	5-15	.333	9-11	.818	0	10	10/3.3	12	9-8	5	5	2	52	17.3
J. Brunson	3-2	87.9	18-35	.514	3-11	.273	7-11	.636	0	12	12/4.0	14	5-12	5	4	0	46	15.3
K. Porzingis	2-2	61.3	16-30	.533	5-12	.417	2-4	.500	1	21	22/11.0	5	3-6	1	1	2	39	19.5
M. Kleber	3-3	80.7	9-25	.360	7-18	.389	3-3	1.000	3	16	19/6.3	6	5-3	2	3	2	28	9.3
L. Dončić	1-1	27.7	9-17	.529	4-10	.400	3-4	.750	0	3	3/3.0	7	3-4	2	3	0	25	25.0
D. Finney-Smith	3-3	96.7	9-22	.409	4-13	.308	0-2	.000	3	14	17/5.7	4	5-3	1	1	2	22	7.3
T. Burke	3-0	53.1	8-20	.400	1-8	.125	0-0	.000	0	3	3/1.0	9	2-2	3	1	0	17	5.7
D. Powell	3-0	31.2	2-4	.500	1-1	1.000	3-4	.750	5	6	11/3.7	0	8-3	0	1	1	8	2.7
N. Melli	1-0	11.5	3-4	.750	0-1	.000	0-0	.000	2	1	3/3.0	0	0-1	1	0	0	6	6.0
J. Johnson	2-0	27.6	1-8	.125	0-4	.000	3-4	.750	0	4	4/2.0	4	4-3	0	0	2	5	2.5
J. Green	2-0	18.3	2-6	.333	0-2	.000	0-0	.000	1	2	3/1.5	1	1-0	1	1	1	4	2.0
N. Hinton	1-0	5.9	2-2	1.000	0-0	.000	0-0	.000	0	0	0/0.0	0	1-0	2	0	0	4	4.0
B. Marjanović	2-0	10.5	1-5	.200	0-1	.000	2-2	1.000	2	3	5/2.5	0	1-1	0	0	1	4	2.0
T. Bey	1-0	5.2	0-2	.000	0-0	.000	0-0	.000	1	1	2/2.0	0	1-0	0	0	0	0	0.0
W. Cauley-Stein	1-1	20.2	0-2	.000	0-1	.000	0-0	.000	0	4	4/4.0	2	1-0	0	0	2	0	0.0
W. Iwundu	1-0	2.2	0-0	.000	0-0	.000	0-0	.000	0	0	0/0.0	0	0-0	0	0	0	0	0.0
TEAM	35-15	720.0	118-261	.452	39-118	.331	47-65	.723	21	112	133/44.3	68	56-58	23	26	15	322	107.3

2020-21 OKLAHOMA CITY STATISTICS VS. DALLAS

PLAYER	GP-GS	MIN	FG-ATT	FG%	3FG-ATT	3FG%	FT-FTA	FT%	OFF	DEF	TOT/AVG	AST	PF-D	STL	TO	BLK	PTS	AVG
S. Gilgeous-Alexander	2-2	67.2	16-37	.432	2-9	.222	13-15	.867	1	4	5/2.5	9	5-11	1	4	1	47	23.5
T. Maledon	3-3	94.9	13-32	.406	5-13	.385	5-6	.833	1	12	13/4.3	11	10-4	1	7	0	36	12.0
A. Pokusevski	2-2	63.8	12-28	.429	5-16	.313	6-7	.857	5	9	14/7.0	5	4-4	0	4	2	35	17.5
A. Horford	2-2	56.8	13-27	.481	4-8	.500	1-1	1.000	3	10	13/6.5	3	7-3	1	1	4	31	15.5
T. Jerome	3-0	85.5	9-20	.450	6-10	.600	3-4	.750	3	9	12/4.0	8	10-3	3	1	1	27	9.0
I. Roby	3-1	75.6	11-28	.393	1-6	.167	3-6	.500	6	17	23/7.7	5	3-4	6	3	3	26	8.7
K. Williams	3-0	59.8	9-19	.474	1-5	.200	1-3	.333	2	10	12/4.0	5	5-6	1	2	0	20	6.7
L. Dort	2-2	54.9	5-18	.278	5-12	.417	4-4	1.000	2	8	10/5.0	4	6-5	0	4	0	19	9.5
S. Mykhailiuk	1-1	27.3	7-10	.700	2-3	.667	0-0	.000	0	3	3/3.0	1	0-1	0	1	0	16	16.0
M. Brown	2-1	48.9	4-13	.308	0-0	.000	6-12	.500	8	13	21/10.5	0	2-9	2	2	3	14	7.0
D. Bazley	1-1	28.0	3-11	.273	2-8	.250	3-6	.500	1	9	10/10.0	0	0-3	0	1	0	11	11.0
J. Hall	1-0	21.7	3-6	.500	1-2	.500	3-4	.750	0	1	1/1.0	1	2-2	0	4	0	10	10.0
T. Bradley	1-0	14.1	3-3	1.000	0-0	.000	2-2	1.000	2	3	5/5.0	1	3-1	1	4	0	8	8.0
J. Jackson	1-0	7.3	0-4	.000	0-2	.000	0-0	.000	0	2	2/2.0	1	0-0	0	0	0	0	0.0
M. Muscala	1-0	14.2	0-3	.000	0-3	.000	0-0	.000	0	3	3/3.0	1	1-0	0	0	0	0	0.0
TEAM	28-15	720.0	108-259	.417	34-97	.351	50-70	.714	34	113	147/49.0	55	58-56	16	38	14	300	100.0





DATE	SITE	W/L	SCORE	DATE	SITE	W/L	SCORE	DATE	SITE	W/L	SCORE	DATE	SITE	W/L	SCORE	DATE	SITE	W/L	SCORE
10/14/80	DAL	L	83-85	2/4/87	DAL	W	124-94	4/8/95	DAL	L	98-125	1/27/04	SEA	W	118-116	12/27/12	OKC	L	105-111*
10/22/80	SEA	W	107-102	3/11/87	DAL	W	130-117	4/13/95	SEA	L	112-133	3/2/04	DAL	W	107-96	1/18/13	DAL	L	114-117*
11/21/80	DAL	L	91-101	11/10/87	SEA	W	117-101	12/12/95	DAL	W	112-101*	4/6/04	DAL	W	118-108	2/4/13	OKC	L	91-112
1/5/81	SEA	L	89-103	11/13/87	DAL	L	95-103	12/19/96	SEA	L	101-108	4/10/04	SEA	L	99-119	3/17/13	DAL	L	101-107
2/24/81	DAL	L	84-102	1/29/88	DAL	W	117-109	2/1/96	DAL	W	103-100	12/9/04	DAL	L	102-107	11/6/13	OKC	L	93-107
11/11/81	SEA	L	79-107	2/15/88	SEA	W	128-122*	3/15/96	SEA	L	97-120	2/13/05	SEA	W	95-92	3/16/14	OKC	W	109-86
11/20/81	DAL	L	89-90	4/15/88	SEA	L	88-115	12/22/96	SEA	L	79-93	4/13/05	SEA	W	95-90	3/25/14	DAL	W	128-119*
1/6/82	SEA	L	100-107	11/19/88	SEA	W	112-106	12/28/96	DAL	W	95-90	4/19/05	DAL	W	101-96	12/28/14	DAL	W	112-107
2/12/82	DAL	W	103-100	12/7/88	DAL	W	102-98	4/5/97	SEA	L	84-103	12/23/05	SEA	W	101-98	2/19/15	OKC	L	89-104
3/5/82	SEA	L	97-98	1/12/89	SEA	L	95-130	4/10/97	DAL	L	82-90	1/26/06	SEA	W	104-97	3/16/15	DAL	W	119-115
11/10/82	DAL	L	91-94	4/8/89	DAL	L	90-114	11/1/97	SEA	W	89-81	2/4/06	DAL	W	110-91	4/1/15	OKC	W	135-131
12/8/82	DAL	W	110-94	11/14/89	SEA	W	113-109*	1/20/98	DAL	W	107-98	12/20/06	SEA	W	103-95	11/22/15	OKC	L	114-117
12/16/82	SEA	L	93-103	11/25/89	DAL	L	70-117	4/2/98	SEA	L	86-107	1/2/07	DAL	W	112-88	1/13/16	OKC	L	89-108
3/2/83	DAL	W	108-105	1/8/90	DAL	W	110-96	4/9/98	DAL	L	101-103	1/30/07	DAL	W	122-102	1/22/16	DAL	L	106-109
4/1/83	SEA	L	95-101	1/11/90	SEA	L	87-98	2/5/99	SEA	L	86-92*	4/18/07	SEA	W	106-75	2/24/16	DAL	L	103-116
12/9/83	SEA	L	124-132	12/15/90	SEA	L	105-106	3/29/99	DAL	L	101-109	1/11/08	SEA	W	90-70	1/26/17	OKC	L	98-109
1/4/84	DAL	W	105-102	11/29/91	DAL	W	117-112	5/4/99	SEA	L	100-110	1/19/08	DAL	W	111-96	3/5/17	DAL	W	104-89
1/6/84	SEA	L	107-114	3/13/91	DAL	W	98-96	11/4/99	SEA	L	96-106	4/8/08	DAL	W	99-83	3/27/17	DAL	L	91-92
2/5/84	SEA	L	96-104	3/30/91	SEA	L	102-115	2/9/00	DAL	L	106-117	4/13/08	SEA	L	95-99	11/12/17	OKC	L	99-112
2/29/84	DAL	L	124-127**	12/7/91	SEA	L	101-104	3/7/00	SEA	L	86-101	12/13/08	DAL	W	103-99	11/25/17	DAL	W	97-81
11/10/84	DAL	W	106-102	1/10/92	DAL	L	82-94	4/14/00	DAL	W	117-103	2/27/09	DAL	W	110-108*	12/31/17	OKC	W	116-113
11/30/84	DAL	W	108-98	3/15/92	SEA	L	100-109	11/17/00	SEA	W	99-95	3/2/09	OKC	L	87-96	2/28/18	DAL	L	110-111*
1/7/85	SEA	W	102-84	3/22/92	DAL	L	105-113	11/21/00	DAL	L	110-116	12/16/09	OKC	W	100-86	11/10/18	DAL	W	111-96
3/11/85	DAL	W	103-100	11/27/92	DAL	L	104-127	12/26/00	DAL	W	114-93	1/15/10	DAL	W	99-98	12/30/18	DAL	W	105-103
4/11/85	SEA	W	124-80	12/3/92	SEA	L	108-125	4/15/01	SEA	W	107-99*	2/16/10	OKC	L	86-99	12/31/18	OKC	L	102-122
10/26/85	DAL	W	101-95	3/31/93	DAL	L	96-103	11/20/01	DAL	L	97-105	4/3/10	DAL	L	116-121	3/31/19	OKC	W	106-103
11/12/85	SEA	L	90-109	4/6/93	SEA	W	109-107	2/12/02	SEA	W	112-106	11/24/10	OKC	W	111-103	12/31/19	OKC	L	101-106
1/13/86	SEA	W	90-89	11/19/93	SEA	L	87-116	3/11/02	DAL	W	119-108	12/27/10	OKC	W	103-93	1/27/20	OKC	W	107-97
4/5/86	DAL	L	109-111	12/9/93	DAL	L	93-125	4/13/02	SEA	W	116-99	1/6/11	DAL	L	95-99	3/3/21	DAL	W	87-78
4/10/86	SEA	W	115-109	1/21/94	DAL	L	87-91	11/23/02	DAL	W	115-105	12/29/11	OKC	L	102-104	3/11/21	OKC	L	108-116
11/6/86	SEA	W	147-124	4/8/94	SEA	L	93-111	1/19/03	SEA	L	81-85	1/2/12	DAL	W	100-87	3/29/21	OKC	W	127-106
12/13/86	SEA	W	126-109	12/22/94	SEA	L	101-103	3/13/03	SEA	L	100-107	2/1/12	DAL	L	86-85	--	--	--	--
1/2/87	DAL	W	117-107	1/21/95	DAL	L	91-117	4/14/03	DAL	W	109-106	3/5/12	OKC	L	91-95	--	--	--	--

*overtime

2021-22 VS MAVERICKS

Dec. 12 at Oklahoma City
 Jan. 2 at Oklahoma City
 Jan. 17 at Dallas
 Feb. 2 at Dallas

2020-21 SEASON

22-50 (.306)
 in Northwest

PLAYOFFS

Did not qualify

2020-21 REGULAR SEASON INDIVIDUAL BESTS			2020-21 REGULAR SEASON THUNDER BESTS			2020-21 REGULAR SEASON TEAM		
Points	27	Josh Richardson @ OKC 3/11/21	Points	32	Shai Gilgeous-Alexander @ OKC 3/11/21	Biggest Win	21	@ OKC 3/29/21
Rebounds	13	Kristaps Porzingis vs. OKC 3/3/21	Rebounds	12	Moses Brown @ OKC 3/11/21	Biggest Loss	8	@ OKC 3/11/21
Assists	7	Luka Dončić @ OKC 3/29/21, Jalen Brunson @ OKC 3/29/21	Assists	9	Theo Maledon @ OKC 3/11/21			

SERIES INFORMATION & NOTES

Overall series OKC leads 84-79

Home games vs. Thunder Dallas leads 45-34

Road games at Thunder OKC leads 50-34

Current series streak Dallas won last game

in Dallas Dallas won last three

in Okla. City Dallas won last game

DALLAS

Last home win 87-78 (3/3/21)

Last road win 127-106 (3/29/21)

Largest margin of victory 44 (124-80, 4/11/85)

High point total 147 (11/6/86)

Low point total 70 (11/25/89)

OKLAHOMA CITY

Last home win 116-108 (3/11/21)

Last road win 111-110 (OT) (2/28/18)

Largest margin of victory 47 (117-70, 11/25/89)

High point total 133 (4/13/95)

Low point total 70 (1/11/08)

Series scoring record vs. Okla. City

Dirk Nowitzki (46 on 12/13/08)

Series scoring record vs. Dallas

Kevin Durant (52 on 1/18/13)

Dallas has taken eight of the last 12 meetings (after Oklahoma City won 19 of the previous 28)...the Mavericks have gone 21-24 (.467) against the Thunder franchise since it relocated from Seattle in 2008, including 9-15 (.375) in games played in Oklahoma City...Dirk Nowitzki became the sixth player in NBA history (first international player) to reach the 31,000-point plateau with a one-legged fadeaway over Jerami Grant at the 7:57 mark of the second quarter against Oklahoma City on 2/28/18 (the basket gave him exactly 31,000 career points)...Nowitzki scored 46 points, the most by a Maverick in the all-time series, in the club's first ever game against the Thunder (12/13/08), a 103-99 Dallas win...Kevin Durant posted a series-high 52 points in the Thunder's 117-114 overtime win on 1/18/13...the Mavericks' win in Seattle on 2/12/02 set their franchise-high mark of eight straight road victories...the shortest game in Mavericks history came was a 1:40-long contest in Seattle on 1/7/85...Dallas' 44-point blowout (124-80) on 4/11/85 was their largest victory over the Sonics...the Mavericks' 47-point loss (117-70) on 11/25/89 was the worst home defeat at Reunion Arena.





ORLANDO MAGIC



Chairman/Governor	Dan DeVos
Chief Executive Officer/Alternate Governor	Alex Martins
President of Basketball Operations	Jeff Weltman
General Manager	John Hammond
Head Coach	Jamahl Mosley
Assistant Coaches .. Nate Tibbetts, Jesse Mermuys, Dale Osbourne, Bret Brielmaier, Lionel Chalmers, Bruce Kreuzer, Dylan Murphy	
Head Athletic Trainer	Ernest Eugene
Arena (capacity)	Amway Center (18,846)
Colors	Blue, Silver and Black
Television	Bally Sports Florida, David Steele, Jeff Turner, Dante Marchitelli
Radio	FM 96.9 The Game (*simulcast with Bally Sports Florida), David Steele, Jeff Turner, Dante Marchitelli
Founded	1989-90

ORLANDO PR STAFF

Chief Communications Officer
Joel Glass (jglass@orlandomagic.com)

Senior Director of Communications
George Galante (ggalante@orlandomagic.com)

Director of Public Relations
Trish Wingerson (twingerson@orlandomagic.com)

Communications Specialist
Louis Axen (laxen@orlandomagic.com)

2020-21 SEASON SERIES RESULTS

Jan. 9 vs. Dallas
Mar. 1 @ Orlando

Dallas, 112-98
Dallas, 130-124

2020-21 REGULAR SEASON VS. MAGIC			2019-20 REGULAR SEASON VS. MAGIC			SERIES HISTORY VS. MAGIC				
DATE	SITE	TIME/RESULT	DATE	SITE	RESULT		ALL-TIME	STREAKS	LAST WIN	LAST LOSS
1/9/21	Dallas	W, 112-98	11/6/19	Dallas	W, 107-106	Overall	38-27	Won 4	Mar. 1	Mar. 8
3/1/21	Orlando	W, 130-124	2/21/20	Orlando	W, 122-106	Home	24-9	Won 9	Jan. 9	Jan. 8
						Road	14-18	Won 2	Mar. 1	Mar. 8

2020-21 DALLAS STATISTICS VS. ORLANDO

PLAYER	GP-GS	MIN	FG-ATT	FG%	3FG-ATT	3FG%	FT-FTA	FT%	OFF	DEF	TOT/AVG	AST	PF-D	STL	TO	BLK	PTS	AVG
L. Dončić	2-2	72.1	19-42	.452	8-19	.421	7-9	.778	2	18	20/10.0	19	1-10	1	10	2	53	26.5
T. Hardaway Jr.	2-1	63.1	14-28	.500	9-18	.500	4-6	.667	0	7	7/3.5	6	2-3	1	4	0	41	20.5
T. Burke	2-0	30.9	15-18	.833	8-10	.800	2-2	1.000	0	1	1/0.5	6	3-2	0	1	1	40	20.0
J. Brunson	1-0	29.1	9-13	.692	3-6	.500	3-5	.600	1	5	6/6.0	3	1-4	1	1	0	24	24.0
M. Kleber	2-2	51.9	5-11	.455	4-8	.500	4-4	1.000	1	8	9/4.5	2	3-4	3	0	4	18	9.0
K. Porzingis	1-1	32.9	5-15	.333	3-10	.300	4-4	1.000	1	9	10/10.0	3	1-3	1	1	1	17	17.0
J. Johnson	1-0	26.2	4-6	.667	1-3	.333	3-5	.600	0	4	4/4.0	3	3-3	2	2	1	12	12.0
D. Powell	2-0	33.8	5-10	.500	0-2	.000	2-2	1.000	3	6	9/4.5	2	5-1	0	2	2	12	6.0
J. Richardson	1-1	29.0	4-11	.364	1-6	.167	2-2	1.000	1	1	2/2.0	4	1-1	0	0	2	11	11.0
W. Cauley-Stein	2-1	27.2	3-6	.500	0-0	.000	2-2	1.000	2	6	8/4.0	3	3-1	0	1	0	8	4.0
D. Finney-Smith	1-1	34.1	3-5	.600	0-2	.000	0-0	.000	0	4	4/4.0	2	3-1	0	1	1	6	6.0
J. Green	1-1	15.5	0-1	.000	0-1	.000	0-0	.000	0	3	3/3.0	0	0-0	0	0	0	0	0.0
W. Iwundu	1-0	32.4	0-2	.000	0-1	.000	0-0	.000	1	5	6/6.0	1	3-0	2	2	0	0	0.0
B. Marjanović	1-0	1.9	0-1	.000	0-0	.000	0-0	.000	1	0	1/1.0	0	0-0	0	0	0	0	0.0
TEAM	20-10	480.0	86-169	.509	37-86	.430	33-41	.805	13	77	90/45.0	54	29-33	11	25	14	242	121.0

2020-21 ORLANDO STATISTICS VS. DALLAS

PLAYER	GP-GS	MIN	FG-ATT	FG%	3FG-ATT	3FG%	FT-FTA	FT%	OFF	DEF	TOT/AVG	AST	PF-D	STL	TO	BLK	PTS	AVG
N. Vučević	2-2	68.9	26-48	.542	7-15	.467	0-0	.000	5	25	30/15.0	10	4-2	2	2	0	59	29.5
T. Ross	2-0	68.9	10-29	.345	3-14	.214	6-6	1.000	0	8	8/4.0	4	3-3	2	3	2	29	14.5
E. Fournier	1-1	27.3	8-13	.615	5-8	.625	5-7	.714	0	5	5/5.0	2	3-3	0	2	0	26	26.0
M. Carter-Williams	1-1	29.3	8-13	.615	1-2	.500	1-2	.500	2	6	8/8.0	6	3-3	1	2	0	18	18.0
D. Bacon	2-2	58.2	6-22	.273	0-3	.000	4-6	.667	2	2	4/2.0	2	7-3	1	0	0	16	8.0
A. Gordon	1-1	35.5	6-16	.375	1-7	.143	3-6	.500	0	4	4/4.0	5	3-5	1	2	1	16	16.0
K. Birch	2-0	36.4	4-6	.667	0-0	.000	4-5	.800	5	5	10/5.0	0	3-5	4	0	0	12	6.0
G. Clark	2-0	25.9	4-8	.500	4-7	.571	0-0	.000	2	2	4/2.0	0	2-0	1	1	0	12	6.0
C. Anthony	1-1	32.1	2-8	.250	1-5	.200	3-4	.750	0	2	2/2.0	3	2-2	0	2	0	8	8.0
A. Aminu	1-1	22.7	3-6	.500	1-2	.500	0-0	.000	0	2	2/2.0	2	2-0	0	0	0	7	7.0
C. Randle	1-0	18.7	3-5	.600	1-3	.333	0-0	.000	0	1	1/1.0	3	1-0	1	0	0	7	7.0
C. Okeke	1-0	22.7	2-3	.667	2-3	.667	0-0	.000	0	3	3/3.0	2	0-1	0	2	0	6	6.0
J. Ennis III	1-1	20.7	2-5	.400	0-2	.000	0-0	.000	0	2	2/2.0	1	0-2	3	1	0	4	4.0
J. Bone	1-0	12.8	1-2	.500	0-1	.000	0-0	.000	0	1	1/1.0	2	0-0	0	0	0	2	2.0
TEAM	19-10	480.0	85-184	.462	26-72	.361	26-36	.722	16	68	84/42.0	42	33-29	16	17	3	222	111.0





DATE	SITE	W/L	SCORE	DATE	SITE	W/L	SCORE	DATE	SITE	W/L	SCORE	DATE	SITE	W/L	SCORE	DATE	SITE	W/L	SCORE
2/17/90	DAL	W	135-108	1/18/95	DAL	L	97-108	12/22/01	DAL	W	102-80	2/4/08	ORL	W	107-98	3/18/15	DAL	W	107-102
3/22/90	ORL	W	116-106	2/6/95	ORL	L	92-110	1/14/02	ORL	L	87-113	11/14/08	DAL	L	100-102	2/19/16	ORL	L	104-101*
11/9/90	DAL	W	111-99	11/30/95	ORL	L	96-110	2/25/03	ORL	L	93-98	2/2/09	ORL	W	105-95	3/1/16	DAL	W	121-108
11/13/90	ORL	L	103-109	1/15/96	DAL	W	119-104	4/5/03	DAL	W	108-90	2/19/10	ORL	W	95-85	11/19/16	ORL	L	87-95
1/12/91	DAL	L	103-127	12/2/96	ORL	W	108-102*	12/6/03	DAL	W	110-97	4/1/10	DAL	L	82-97	2/11/17	DAL	W	112-80
3/23/91	ORL	L	93-105	1/15/97	DAL	L	66-78	3/28/04	ORL	W	118-88	12/21/10	ORL	W	105-99	1/9/18	DAL	W	114-99
3/27/91	DAL	L	85-97	12/11/97	DAL	L	90-100	11/9/04	ORL	L	84-94	1/8/11	DAL	L	107-117	4/4/18	ORL	L	100-105
1/24/92	ORL	L	103-121	2/25/98	ORL	L	79-100	4/5/05	DAL	W	114-105	3/30/12	ORL	W	100-98	12/10/18	DAL	W	101-76
4/1/92	DAL	W	102-89	3/11/99	DAL	W	93-76	12/16/05	DAL	W	109-103*	1/20/13	ORL	W	111-105	3/8/19	ORL	L	106-111
1/23/93	ORL	L	106-127	11/13/99	DAL	W	125-117	3/31/06	ORL	L	99-108	2/20/13	DAL	W	111-96	11/6/19	DAL	W	107-106
3/17/93	DAL	W	102-96	11/24/99	ORL	L	100-112	1/23/07	ORL	W	111-95	11/16/13	ORL	W	108-100	2/21/20	ORL	W	122-106
3/3/94	DAL	L	94-107	1/18/01	DAL	W	115-106*	3/3/07	DAL	W	103-98	1/13/14	DAL	W	107-88	1/9/21	DAL	W	112-98
3/16/94	ORL	L	98-100	3/5/01	ORL	L	81-95	12/17/07	DAL	W	111-108	1/31/15	ORL	W	108-93	3/1/21	ORL	W	130-124

* overtime

2021-22 VS MAVERICKS

Jan. 15 at Dallas
Jan. 30 at Orlando

2020-21 SEASON

21-51 (.292)
in Southeast

PLAYOFFS

Did not qualify

2020-21 REGULAR SEASON INDIVIDUAL BESTS			2020-21 REGULAR SEASON MAGIC BESTS			2020-21 REGULAR SEASON TEAM		
Points	36	Tim Hardaway Jr. vs. ORL 1/9/21	Points	30	Nikola Vučević vs. ORL 1/9/21	Biggest Win	14	vs. ORL 1/9/21
Rebounds	10	Kristaps Porzingis @ ORL 3/1/21, Luka Dončić @ ORL 3/1/21, Luka Dončić vs. ORL 1/9/21	Rebounds	15	Nikola Vučević @ ORL 3/1/21, Nikola Vučević vs. ORL 1/9/21	** No Biggest Loss **		
Assists	10	Luka Dončić vs. ORL 1/9/21	Assists	8	Nikola Vučević @ ORL 3/1/21			

SERIES INFORMATION & NOTES

Overall series Dallas leads 38-27

Home games vs. Magic Dallas leads 24-9

Road games at Magic Orlando leads 18-14

Current series streak Dallas won last four

in Dallas Dallas won last nine

in Orlando Dallas won last two

DALLAS

Last home win 112-98 (1/9/21)

Last road win 130-124 (3/1/21)

Largest margin of victory 32 (112-80, 2/11/17)

High point total 135 (2/17/90)

Low point total 66 (1/15/97)

ORLANDO

Last home win 111-106 (3/8/19)

Last road win 117-107 (1/8/11)

Largest margin of victory 26 (113-87, 1/14/02)

High point total 127 (twice)

Low point total 76 (3/11/99)

Series scoring record vs. Orlando

Dirk Nowitzki (38 on 1/18/10 (OT) and 3/31/06)

Series scoring record vs. Dallas

Shaquille O'Neal (43 on 3/3/94)

The Mavericks have taken four straight and 27 of the last 36 matchups...in the most recent meeting at Amway Center (3/1/21), Dallas defeated Orlando, 130-124, with the Mavericks putting up the most points by either team going head-to-head since they defeated the Magic 135-108 in the first ever showdown between the two franchises at Reunion Arena (2/17/90)...the home team won 10 straight meetings (3/18/15-11/6/19), before Dallas completed the 2019-20 season sweep with a victory at Amway Center on 2/21/20...Mavericks assistant coach Darrell Armstrong, who played for Orlando from 1995 to 2003, was inducted into the Magic Hall of Fame the night Dallas played in Orlando on 2/21/20...the road team won nine straight meetings from 2008 to 2013...Dirk Nowitzki played in his 1,505th career game at Orlando (3/8/19), passing former Jazz guard John Stockton (1,504) for the most games played with a single franchise...Nowitzki banked in a game-winning fadeaway with 5.9 seconds left to give the Mavericks a 100-98 win over the Magic on 3/30/12...Dallas defeated Orlando by 32 (112-80) at home on 2/11/17 – the largest margin of victory by either team in the all-time series...the Magic snapped a nine-game home losing streak against the Mavericks with a 110-104 overtime win at Orlando on 2/19/16.





PHILADELPHIA 76ERS



Managing Partner Josh Harris
 Co-Managing Partner David Blitzer
 Chief Executive Officer Tad Brown
 President, Basketball Operations Daryl Morey
 General Manager Elton Brand
 Head Coach Doc Rivers
 Assistant Coaches .. Dave Joerger, Sam Cassell, Dan Burke, Brian Adams, Eric Hughes, Jamie Young, Dwayne Jones, Todor Pandov, Pete Dominguez, Chris Babcock, Tyler Lashbrook, Jason Love, Spencer Rivers
 Head Athletic Trainer Kevin Johnson
 Team Address 3 Banner Way Camden, NJ 08103
 Business Phone 215-339-7600
 Arena (capacity) Wells Fargo Center (20,007)
 Radio The Fanatic (97.5 FM): Tom McGinnis
 Television NBC Sports Philadelphia, NBC Sports Philadelphia+: Alaa Abdelnaby

PHILADELPHIA PR STAFF

Executive Vice President, Communications
 Dave Sholler (davesholler@76ers.com)

Vice President, Communications
 Patrick Rees (patrickrees@76ers.com)

Media Relations Manager
 Rob King (robertking@76ers.com)

Communications Coordinator
 Erik Chambliss (erikchambliss@76ers.com)

2020-21 SEASON SERIES RESULTS

Feb. 25 @ Philadelphia Philadelphia, 111-97
 Apr. 12 vs. Dallas Philadelphia, 113-95

2020-21 REGULAR SEASON VS. 76ERS			2019-20 REGULAR SEASON VS. 76ERS			SERIES HISTORY VS. 76ERS				
DATE	SITE	TIME/RESULT	DATE	SITE	RESULT		ALL-TIME	STREAKS	LAST WIN	LAST LOSS
2/25/21	Philadelphia	L, 97-111	12/20/19	Philadelphia	W, 117-98	Overall	40-39	Lost 2	Jan. 11	Apr. 12
4/12/21	Dallas	L, 95-113	1/11/20	Dallas	W, 109-91	Home	21-18	Lost 1	Jan. 11	Apr. 12
						Road	19-21	Lost 1	Dec. 20	Feb. 25

2020-21 DALLAS STATISTICS VS. PHILADELPHIA

PLAYER	GP-GS	MIN	FG-ATT	FG%	3FG-ATT	3FG%	FT-FTA	FT%	OFF	DEF	TOT/AVG	AST	PF-D	STL	TO	BLK	PTS	AVG
L. Dončić	2-2	62.4	16-33	.485	5-13	.385	14-17	.824	2	5	7/3.5	8	2-11	1	11	4	51	25.5
J. Brunson	2-1	53.6	10-19	.526	2-6	.333	4-6	.667	0	11	11/5.5	3	3-6	2	3	0	26	13.0
T. Hardaway Jr.	2-0	42.7	8-17	.471	5-10	.500	0-0	.000	2	3	5/2.5	5	3-0	0	2	2	21	10.5
J. Richardson	2-2	62.9	8-18	.444	0-7	.000	4-5	.800	1	6	7/3.5	2	4-5	0	2	1	20	10.0
D. Finney-Smith	2-2	65.8	7-17	.412	4-11	.364	0-0	.000	5	11	16/8.0	2	6-3	2	2	0	18	9.0
T. Burke	2-0	24.4	4-9	.444	1-5	.200	2-2	1.000	0	1	1/0.5	2	2-1	0	1	0	11	5.5
M. Kleber	2-2	35.9	3-7	.429	3-7	.429	0-0	.000	1	6	7/3.5	0	7-1	1	1	1	9	4.5
B. Marjanović	2-1	24.5	3-12	.250	0-1	.000	3-3	1.000	4	12	16/8.0	0	5-2	0	1	2	9	4.5
D. Powell	2-0	23.6	1-4	.250	0-1	.000	7-8	.875	1	4	5/2.5	3	3-5	3	4	0	9	4.5
J. Redick	1-0	13.8	1-7	.143	1-3	.333	1-1	1.000	0	2	2/2.0	2	0-1	0	1	0	4	4.0
W. Iwundu	1-0	6.5	1-1	1.000	0-0	.000	1-1	1.000	0	1	1/1.0	0	0-2	0	1	0	3	3.0
J. Johnson	1-0	14.9	1-5	.200	1-3	.333	0-0	.000	0	5	5/5.0	3	2-0	0	1	2	3	3.0
T. Bey	1-0	5.0	1-1	1.000	0-0	.000	0-0	.000	0	1	1/1.0	0	0-1	0	0	0	2	2.0
W. Cauley-Stein	2-0	27.2	1-5	.200	0-1	.000	0-0	.000	2	5	7/3.5	2	4-1	0	2	0	2	1.0
J. Green	1-0	4.0	1-2	.500	0-0	.000	0-0	.000	1	1	2/2.0	0	1-0	0	1	0	2	2.0
N. Hinton	1-0	2.3	1-1	1.000	0-0	.000	0-0	.000	1	0	1/1.0	0	1-0	0	0	0	2	2.0
N. Melli	1-0	10.5	0-3	.000	0-2	.000	0-0	.000	1	1	2/2.0	1	2-0	0	0	0	0	0.0
TEAM	27-10	480.0	67-161	.416	22-70	.314	36-43	.837	21	75	96/48.0	33	45-39	9	33	12	192	96.0

2020-21 PHILADELPHIA STATISTICS VS. DALLAS

PLAYER	GP-GS	MIN	FG-ATT	FG%	3FG-ATT	3FG%	FT-FTA	FT%	OFF	DEF	TOT/AVG	AST	PF-D	STL	TO	BLK	PTS	AVG
J. Embiid	2-2	53.3	15-37	.405	4-8	.500	25-27	.926	4	12	16/8.0	6	4-16	3	1	1	59	29.5
F. Korkmaz	2-0	37.4	10-17	.588	6-12	.500	3-5	.600	0	3	3/1.5	3	3-5	2	1	0	29	14.5
S. Curry	2-2	53.4	9-17	.529	5-6	.833	0-0	.000	0	5	5/2.5	4	4-0	3	1	1	23	11.5
B. Simmons	2-2	56.3	9-17	.529	0-0	.000	5-11	.455	3	6	9/4.5	14	4-8	3	1	1	23	11.5
S. Milton	2-0	43.5	7-19	.368	0-4	.000	6-8	.750	1	6	7/3.5	11	5-5	1	3	0	20	10.0
D. Howard	2-0	37.2	8-10	.800	0-2	.000	2-3	.667	5	10	15/7.5	1	6-6	2	7	3	18	9.0
T. Harris	2-2	49.9	6-18	.333	1-3	.333	3-4	.750	0	6	6/3.0	6	1-3	2	1	2	16	8.0
D. Green	2-2	48.7	4-9	.444	4-9	.444	0-0	.000	0	7	7/3.5	3	2-0	2	0	1	12	6.0
M. Scott	2-0	39.8	4-11	.364	2-8	.250	0-0	.000	0	4	4/2.0	1	0-1	0	0	0	10	5.0
M. Thybulle	2-0	33.4	3-6	.500	1-4	.250	0-0	.000	1	4	5/2.5	0	5-0	2	0	1	7	3.5
I. Joe	2-0	6.0	1-3	.333	1-2	.500	0-0	.000	0	1	1/0.5	0	0-1	0	0	0	3	1.5
T. Bradley	1-0	4.1	1-1	1.000	0-0	.000	0-0	.000	0	0	0/0.0	0	0-0	0	0	0	2	2.0
T. Maxey	2-0	6.8	1-3	.333	0-1	.000	0-0	.000	0	1	1/0.5	1	3-0	0	0	0	2	1.0
T. Ferguson	1-0	4.1	0-1	.000	0-0	.000	0-0	.000	0	0	0/0.0	0	1-0	0	0	0	0	0.0
M. Jones	1-0	1.4	0-1	.000	0-1	.000	0-0	.000	0	0	0/0.0	0	0-0	0	0	0	0	0.0
V. Poirier	1-0	2.1	0-0	.000	0-0	.000	0-0	.000	0	0	0/0.0	0	1-0	0	1	0	0	0.0
P. Reed	1-0	1.4	0-0	.000	0-0	.000	0-0	.000	0	0	0/0.0	0	0-0	0	0	0	0	0.0
R. Tucker	1-0	1.4	0-0	.000	0-0	.000	0-0	.000	0	0	0/0.0	0	0-0	0	0	0	0	0.0
TEAM	30-10	480.0	78-170	.459	24-60	.400	44-58	.759	14	65	79/39.5	50	39-45	20	16	10	224	112.0





DATE	SITE	W/L	SCORE	DATE	SITE	W/L	SCORE	DATE	SITE	W/L	SCORE	DATE	SITE	W/L	SCORE	DATE	SITE	W/L	SCORE
11/25/80	DAL	L	92-108	12/20/88	PHL	W	108-102	12/5/96	DAL	W	106-102	11/9/05	PHI	L	97-112	2/21/14	PHI	W	124-112
2/20/81	PHL	L	109-117	1/9/89	DAL	L	103-121	1/8/97	PHI	W	111-93	2/27/06	DAL	W	104-92	11/13/14	DAL	W	123-70
1/27/82	DAL	L	86-99	12/15/89	PHL	W	95-88	11/13/97	DAL	L	98-99	12/15/06	DAL	W	93-79	11/29/14	PHI	W	110-103
2/17/82	PHL	L	109-114	1/5/90	DAL	L	79-104	2/11/98	PHI	L	90-91	2/11/07	PHI	W	106-89	11/16/15	PHI	W	92-86
12/29/82	DAL	L	116-126*	1/17/90	PHL	W	104-101	2/1/00	DAL	L	100-101	11/13/07	DAL	W	99-84	2/21/16	DAL	W	129-103
2/23/83	PHL	L	101-133	3/6/91	DAL	L	92-97	2/29/00	PHI	L	87-106	2/11/08	PHI	L	76-84	2/1/17	DAL	W	113-95
2/15/84	DAL	W	119-116**	2/18/92	DAL	L	90-94	12/15/00	PHI	W	112-94	1/2/09	DAL	W	96-86	3/17/17	PHI	L	74-116
3/30/84	PHL	L	110-118	3/6/92	PHL	L	86-88	1/23/01	DAL	L	98-114	1/19/09	PHI	W	95-93	10/28/17	DAL	L	110-112
11/2/84	PHL	L	103-107	2/13/93	DAL	L	96-119	11/1/01	PHI	W	99-92	11/30/09	DAL	W	104-102	4/8/18	PHI	L	97-109
1/28/85	DAL	W	111-109	3/19/93	PHL	W	89-87	11/10/01	DAL	L	91-98	1/22/10	PHI	L	81-92	1/5/19	PHI	L	100-106
2/28/86	DAL	L	120-123	1/7/94	DAL	L	93-103	1/4/03	DAL	W	102-83	11/7/10	DAL	W	99-90	4/1/19	DAL	W	122-102
3/30/86	PHL	L	113-114	1/26/94	PHL	L	90-104	1/23/03	PHI	W	107-94	3/1/11	PHI	W	101-93	12/20/19	PHI	W	117-98
2/27/87	DAL	W	123-110	11/11/94	PHL	W	107-100	1/14/04	DAL	W	125-122**	2/17/12	PHI	W	82-75	1/11/20	DAL	W	109-91
3/23/87	PHL	W	103-100	3/17/95	DAL	W	103-101	3/22/04	PHI	L	98-107	11/27/12	PHI	L	98-100	2/25/21	PHI	L	97-111
12/19/87	PHL	L	90-95	12/6/95	PHL	L	87-108	1/29/05	DAL	L	89-93	12/18/12	DAL	W	107-100	4/12/21	DAL	L	95-113
2/27/88	DAL	W	100-91	2/27/96	DAL	L	115-121	4/1/05	PHI	W	100-83	11/18/13	DAL	W	97-94	--	--	--	--

* overtime

2021-22 VS MAVERICKS

Feb. 4 at Dallas
Mar. 18 at Philadelphia

2020-21 SEASON

49-23 (.681)
in Atlantic

PLAYOFFS

Defeated Washington, 4-1
Lost to Atlanta, 4-3

2020-21 REGULAR SEASON INDIVIDUAL BESTS			2020-21 REGULAR SEASON 76ERS BESTS			2020-21 REGULAR SEASON TEAM		
Points	32	Luka Dončić vs. PHI 4/12/21	Points	36	Joel Embiid vs. PHI 4/12/21	** No Biggest Win **		
Rebounds	12	Boban Marjanović @ PHI 2/25/21	Rebounds	9	Joel Embiid @ PHI 2/25/21	Biggest Loss	18	vs. PHI 4/12/21
Assists	4	Luka Dončić vs. PHI 4/12/21, Luka Dončić @ PHI 2/25/21	Assists	7	Ben Simmons vs. PHI 4/12/21, Ben Simmons @ PHI 2/25/21			

SERIES INFORMATION & NOTES

Overall series Dallas leads 40-39

Home games vs. 76ers Dallas lead 21-18

Road games vs. 76ers Philadelphia leads 21-19

Current series streak Philadelphia won last two

in Dallas Philadelphia won last game

in Philadelphia Philadelphia won last game

DALLAS

Last home win 109-91 (1/11/20)

Last road win 117-98 (12/20/19)

Largest margin of victory 52 (123-70, 11/13/14)

High point total 129 (2/21/16)

Low point total 74 (3/17/17)

PHILADELPHIA

Last home win 111-97 (2/25/21)

Last road win 113-95 (4/12/21)

Largest margin of victory 42 (116-74, 3/17/17)

High point total 133 (2/23/83)

Low point total 70 (11/13/14)

Series scoring record vs. Philadelphia

Mark Aguirre (49 on 1/28/85)

Series scoring record vs. Dallas

Joel Embiid (36 on 4/12/21)

Allen Iverson (36 on 12/5/96)

Andrew Toney (36 on 12/29/82)

After sweeping the 2020-21 season series, 2-0, Philadelphia has now taken six of the last nine meetings...in the most recent meeting at American Airlines Center (4/12/21), Joel Embiid tied the Sixers' series scoring record with 36 points in a 111-97 Philadelphia win (Allen Iverson, 36 at DAL 12/5/96; Andrew Toney, 36, at DAL 12/29/82)...the Mavericks have gone 15-3 in their last 18 home games against the Sixers...Dallas handed Philadelphia just one of its four home losses (31-4) in 2019-20 with a 117-98 victory at the Wells Fargo Center on 12/20/19...the Sixers snapped an 11-game road losing streak against the Mavericks with a 112-110 win at American Airlines Center on 10/28/17...the Sixers defeated Dallas by 42 (116-74) on 3/17/17, marking their largest ever victory over the Mavericks...the 74 points by the Mavericks that day were their fewest ever against Philadelphia...Dallas recorded its highest point total in the all-time series in its 129-103 victory over Philadelphia on 2/21/16...on 11/13/14, the Mavericks set a franchise record for margin of victory with a 53-point win (123-70) over the Sixers...the 70 points by the Sixers on 11/13/14 were the fewest by either team in the all-time series...Jason Kidd recorded his 11,000th assist vs. Philadelphia (11/12/10)...Erick Dampier recorded a career-high 26 boards against the Sixers (1/29/05), the fourth-highest single-game rebounding total in Mavericks history.





PHOENIX SUNS



Managing Partner Robert Sarver
 President & CEO Jason Rowley
 General Manager James Jones
 Head Coach Monty Williams
 Associate Head Coach Kevin Young
 Assistant Coaches Willie Green, Kevin Young, Mark Bryant, Randy Ayers, Brian Randle
 Head Athletic Trainer David Crewe
 Address 201 E. Jefferson Street, Phoenix, AZ 85004
 Home Court Orange and purple
 Television Bally Sports Arizona: Kevin Ray, Eddie Johnson, Ann Meyers Drysdale
 Radio Arizona Sports (98.7 FM): Al McCoy, Jon Bloom, Tim Kempton

PHOENIX PR STAFF

VP, Basketball Communications
 Julie Fie (jfie@suns.com)

Director, Basketball Communications
 Cole Mickelson (cmickelson@suns.com)

Coordinator, Basketball Communications
 Palmer Black (pblack@suns.com)

2020-21 SEASON SERIES RESULTS

Dec. 23 @ Phoenix Phoenix, 106-102
 Jan. 30 vs. Dallas Phoenix, 111-105
 Feb. 1 vs. Dallas Phoenix, 109-108

2020-21 REGULAR SEASON VS. SUNS			2019-20 REGULAR SEASON VS. SUNS			SERIES HISTORY VS. SUNS				
DATE	SITE	TIME/RESULT	DATE	SITE	RESULT		ALL-TIME	STREAKS	LAST WIN	LAST LOSS
12/23/20	Phoenix	L, 102-106	11/29/19	Phoenix	W, 120-113	Overall	74-91	Lost 6	Nov. 29	Feb. 1
1/30/21	Dallas	L, 105-111	1/28/20	Dallas	L, 104-133	Home	47-36	Lost 3	Apr. 9	Feb. 1
2/1/21	Dallas	L, 108-109	8/2/20	Phoenix	L, 115-117	Road	27-55	Lost 3	Nov. 29	Dec. 23
			8/13/20	Phoenix	L, 102-128					

2020-21 DALLAS STATISTICS VS. PHOENIX

PLAYER	GP-GS	MIN	FG-ATT	FG%	3FG-ATT	3FG%	FT-FTA	FT%	OFF	DEF	TOT/AVG	AST	PF-D	STL	TO	BLK	PTS	AVG
L. Dončić	3-3	107.6	30-67	.448	4-17	.235	22-27	.815	2	19	21/7.0	20	7-20	1	9	2	86	28.7
T. Hardaway Jr.	3-2	93.6	17-41	.415	9-25	.360	6-9	.667	1	11	12/4.0	4	4-7	4	2	1	49	16.3
J. Richardson	3-3	108.2	18-38	.474	4-16	.250	5-5	1.000	3	12	15/5.0	7	9-5	3	5	0	45	15.0
J. Brunson	3-0	65.8	12-25	.480	1-8	.125	5-5	1.000	1	7	8/2.7	8	5-11	1	4	0	30	10.0
D. Finney-Smith	3-3	107.1	9-23	.391	4-14	.286	3-4	.750	3	15	18/6.0	5	8-4	4	2	0	25	8.3
W. Cauley-Stein	3-1	49.5	10-11	.909	0-0	.000	0-0	.000	3	9	12/4.0	3	7-3	0	1	4	20	6.7
K. Porzingis	1-1	34.2	6-15	.400	3-7	.429	4-4	1.000	0	10	10/10.0	1	1-3	1	4	3	19	19.0
M. Kleber	2-1	44.9	3-13	.231	2-8	.250	4-4	1.000	4	5	9/4.5	2	7-4	1	3	1	12	6.0
T. Burke	3-0	32.0	5-10	.500	1-2	.500	0-0	.000	0	1	1/0.3	1	3-2	0	3	0	11	3.7
D. Powell	2-1	35.5	3-6	.500	0-1	.000	4-7	.571	1	3	4/2.0	2	9-9	3	4	0	10	5.0
J. Johnson	3-0	38.2	3-4	.750	0-0	.000	0-0	.000	0	8	8/2.7	2	6-1	2	3	0	6	2.0
J. Green	1-0	3.3	1-1	1.000	0-0	.000	0-0	.000	0	0	0/0.0	0	0-0	0	0	0	2	2.0
TEAM	30-15	720.0	117-254	.461	28-98	.286	53-65	.815	18	100	118/39.3	55	66-69	20	40	11	315	105.0

2020-21 PHOENIX STATISTICS VS. DALLAS

PLAYER	GP-GS	MIN	FG-ATT	FG%	3FG-ATT	3FG%	FT-FTA	FT%	OFF	DEF	TOT/AVG	AST	PF-D	STL	TO	BLK	PTS	AVG
C. Paul	3-3	101.0	25-47	.532	5-12	.417	16-17	.941	4	12	16/5.3	26	9-13	8	11	0	71	23.7
D. Booker	2-2	65.5	17-34	.500	6-14	.429	6-8	.750	0	6	6/3.0	3	8-12	3	10	0	46	23.0
M. Bridges	3-3	107.2	15-35	.429	5-13	.385	7-8	.875	2	13	15/5.0	4	6-7	1	6	3	42	14.0
D. Ayton	3-3	96.2	18-37	.486	0-2	.000	5-11	.455	13	29	42/14.0	6	11-11	2	6	3	41	13.7
C. Johnson	3-2	94.3	9-21	.429	4-10	.400	9-9	1.000	2	12	14/4.7	1	7-5	2	0	0	31	10.3
L. Galloway	3-0	52.0	9-15	.600	5-7	.714	6-6	1.000	0	4	4/1.3	1	6-4	1	3	0	29	9.7
J. Crowder	3-2	73.3	7-25	.280	5-18	.278	1-2	.500	0	14	14/4.7	5	3-4	1	3	0	20	6.7
F. Kaminsky	2-0	23.8	7-12	.583	2-3	.667	2-3	.667	3	3	6/3.0	4	4-2	2	4	1	18	9.0
C. Payne	1-0	20.3	5-9	.556	1-2	.500	0-0	.000	1	2	3/3.0	3	2-0	0	1	1	11	11.0
A. Nader	1-0	22.0	1-4	.250	1-2	.500	4-4	1.000	0	7	7/7.0	2	2-4	1	0	0	7	7.0
E. Moore	2-0	26.7	3-7	.429	0-1	.000	0-0	.000	0	2	2/1.0	4	3-2	1	0	0	6	3.0
J. Smith	1-0	16.2	2-3	.667	0-0	.000	0-2	.000	1	2	3/3.0	1	1-1	0	1	1	4	4.0
J. Carter	1-0	13.9	0-3	.000	0-3	.000	0-0	.000	0	2	2/2.0	2	2-0	0	1	0	0	0.0
D. Jones	1-0	7.6	0-0	.000	0-0	.000	0-0	.000	0	1	1/1.0	0	5-1	1	1	1	0	0.0
TEAM	29-15	720.0	118-252	.468	34-87	.391	56-70	.800	26	109	135/45.0	62	69-66	23	47	10	326	108.7





DATE	SITE	W/L	SCORE	DATE	SITE	W/L	SCORE	DATE	SITE	W/L	SCORE	DATE	SITE	W/L	SCORE	DATE	SITE	W/L	SCORE
10/21/80	PHX	L	99-111	3/2/87	DAL	W	135-112	2/7/95	DAL	L	113-114	4/9/03	PHX	L	89-112	3/8/12	PHX	L	94-96
11/18/80	DAL	L	91-102	4/6/87	PHX	L	110-118*	4/21/95	PHX	L	99-110	11/26/03	PHX	L	90-121	12/6/12	PHX	W	97-94
12/17/80	PHX	L	102-115	12/11/87	DAL	W	108-104*	12/16/95	DAL	L	108-111*	3/8/04	DAL	W	103-90	12/27/13	DAL	W	110-95
2/1/81	PHX	L	97-119	1/7/88	PHX	W	105-91	1/12/96	PHX	W	140-130*	3/13/04	PHX	W	113-90	2/1/13	PHX	W	109-99
3/10/81	DAL	W	107-103	1/27/88	PHX	W	121-102	3/3/96	DAL	L	114-121	4/3/04	DAL	W	124-103	4/10/13	DAL	L	91-102
11/5/81	PHX	L	93-121	2/22/88	DAL	W	114-107	4/19/96	PHX	L	103-123	11/16/04	DAL	L	101-107	12/21/13	PHX	L	108-123
11/21/81	DAL	L	88-110	4/6/88	DAL	W	119-93	1/13/97	DAL	L	98-105	2/17/05	PHX	W	119-113	1/17/14	PHX	W	110-107
1/9/82	DAL	W	105-101	11/9/88	PHX	L	103-111	2/23/97	PHX	W	88-86	2/26/05	DAL	L	123-124	4/12/14	DAL	W	101-98
3/24/82	PHX	L	96-104	1/6/89	PHX	L	111-120	3/2/97	DAL	L	108-109*	11/1/05	PHX	W	111-108**	12/5/14	DAL	L	106-118
4/9/82	DAL	W	105-100	2/3/89	DAL	W	121-117	3/15/97	PHX	L	76-101	12/14/05	DAL	W	102-96	12/23/14	PHX	L	115-124
11/6/82	DAL	L	100-112	4/12/89	DAL	L	94-109	12/18/97	DAL	L	75-89	3/5/06	DAL	L	107-115	3/22/15	PHX	L	92-98
12/23/82	PHX	L	106-125	1/4/90	PHX	L	102-119	1/2/98	PHX	L	85-92	4/13/06	PHX	L	104-117	4/8/15	DAL	W	107-104
2/8/83	PHX	W	112-100	1/17/90	DAL	L	88-108	2/17/98	DAL	L	77-95	11/9/06	PHX	W	119-112	10/28/15	PHX	W	111-95
3/8/83	DAL	W	120-99	3/2/90	DAL	W	108-102	3/15/98	PHX	L	90-100	12/28/06	DAL	W	101-99	12/14/15	DAL	W	104-94
3/19/83	PHX	L	112-115*	4/3/90	PHX	L	111-117	2/22/99	PHX	L	83-101	3/14/07	DAL	L	127-129**	1/31/16	DAL	W	91-78
10/29/83	DAL	W	120-103	12/18/90	DAL	L	95-114	3/9/99	DAL	L	91-103	4/1/07	PHX	L	104-126	1/5/17	DAL	L	95-102
11/19/83	DAL	W	116-107	12/26/90	PHX	L	88-115	4/16/99	PHX	L	85-92	12/19/07	DAL	W	108-105	1/12/17	PHX	W	113-108
2/11/84	PHX	L	89-108	3/20/91	DAL	L	96-110	4/20/99	DAL	W	104-100	2/14/08	PHX	L	97-109	3/11/17	DAL	L	98-100
2/17/84	DAL	W	129-123	4/12/91	PHX	L	91-103	12/11/99	DAL	W	120-115	4/6/08	PHX	W	105-98	4/9/17	PHX	L	111-124
4/12/84	PHX	L	118-119	11/16/91	DAL	W	91-88	12/23/99	PHX	W	111-110	12/4/08	DAL	W	112-97	12/18/17	DAL	L	91-97
11/3/84	DAL	L	93-105	12/28/91	PHX	L	103-121	3/4/00	PHX	L	96-110	1/9/09	PHX	L	100-128	1/31/18	PHX	L	88-102
12/28/84	PHX	W	125-111	2/28/92	DAL	W	115-107	3/1/00	DAL	W	104-99	3/10/09	PHX	W	122-117	4/10/18	DAL	L	97-124
1/16/85	PHX	L	95-98	3/17/92	PHX	L	81-92	11/15/00	PHX	L	78-99	4/5/09	DAL	W	140-116	10/17/18	PHX	L	100-121
2/15/85	DAL	L	103-126	1/7/93	DAL	L	107-111	1/13/01	DAL	L	86-103	12/8/09	DAL	W	102-101	12/13/18	PHX	L	89-99
3/4/85	PHX	W	107-99	1/30/93	PHX	L	105-126	3/17/01	DAL	W	109-99	1/28/10	PHX	L	106-112	1/9/19	DAL	W	104-94
11/19/85	DAL	W	123-119	3/6/93	DAL	L	102-109	4/11/01	PHX	L	106-111	2/17/10	DAL	W	107-97	4/9/19	DAL	W	120-109
12/26/85	PHX	W	105-98	3/12/93	PHX	L	98-116	11/24/01	DAL	W	119-104	12/17/10	DAL	W	106-91	11/29/19	PHX	W	120-113
1/10/86	DAL	W	117-104	12/11/93	DAL	L	103-114	2/17/02	PHX	W	105-92	2/17/11	PHX	W	112-106	11/28/20	DAL	L	104-133
3/3/86	PHX	W	139-138**	1/18/94	PHX	L	103-113	3/5/02	DAL	W	81-77	3/27/11	PHX	W	91-83	8/2/20	PHX	L	115-117
4/1/86	DAL	W	128-98	3/25/94	PHX	L	94-99	4/17/02	PHX	L	76-89	4/10/11	DAL	W	115-90	8/13/20	PHX	L	102-128
11/21/86	PHX	W	130-122*	4/18/94	DAL	L	97-106	11/2/02	DAL	W	97-83	1/4/12	DAL	W	98-89	12/23/20	PHX	L	102-106
12/23/86	PHX	L	119-120	12/26/94	PHX	L	113-139	1/17/03	PHX	L	106-111	1/23/12	DAL	W	93-87	1/30/21	DAL	L	105-111
12/27/86	DAL	W	123-97	12/27/94	DAL	L	118-119	3/22/03	DAL	W	102-95	1/30/12	PHX	W	122-99	2/1/21	DAL	L	108-109

*overtime †neutral location

2021-22 VS MAVERICKS

Nov. 17 at Phoenix
Nov. 19 at Phoenix
Jan. 20 at Dallas

2020-21 SEASON

51-21 (.708)
in Pacific

PLAYOFFS

Defeated LA Lakers, 4-2
Defeated Denver, 4-0
Defeated LA Clippers, 4-2
Lost to Milwaukee, 4-2

2020-21 REGULAR SEASON INDIVIDUAL BESTS			2020-21 REGULAR SEASON SUNS BESTS			2020-21 REGULAR SEASON TEAM		
Points	32	Luka Dončić @ PHX 12/23/20	Points	34	Chris Paul vs. PHX 2/1/21	** No Biggest Win **		
Rebounds	10	Kristaps Porzingis vs. PHX 2/1/21	Rebounds	17	Deandre Ayton vs. PHX 2/1/21, Deandre Ayton vs. PHX 1/30/21	Biggest Loss	6	vs. PHX 1/30/21
Assists	8	Luka Dončić vs. PHX 2/1/21	Assists	12	Chris Paul vs. PHX 1/30/21			

SERIES INFORMATION & NOTES

Overall series Phoenix leads 91-74
Home games vs. Suns Dallas leads 47-36
Road games at Suns Phoenix leads 53-26
Neutral site games Phoenix leads 2-1
Current series streak Phoenix won last six
in Dallas Phoenix won last three
in Phoenix Phoenix won last three

DALLAS

Last home win 120-109 (4/9/19)
Last road win 120-113 (11/29/19)
Largest margin of victory 30 (128-98, 4/1/86)
High point total 140 (4/5/09, 1/12/96)
Low point total 75 (12/18/97)

PHOENIX

Last home win 106-102 (12/23/20)
Last road win 109-108 (2/1/21)
Largest margin of victory 31 (121-90, 11/26/03)
High point total 139 (12/26/94)
Low point total 77 (3/5/02)

Series scoring record vs. Phoenix

Luka Dončić (42 on 11/29/19)

Mark Aguirre (42 on 3/3/86 and 2/17/84)

Series scoring record vs. Dallas

Jamal Crawford (51 on 4/9/19)

The Suns have won six straight and 13 of the last 16 meetings...in the most recent showdown at American Airlines Center (2/1/21), Devin Booker hit a game-winning 3-pointer with 1.5 seconds left to lift Phoenix to a 109-108 win...in the final home game of his career, Dirk Nowitzki (40 years, 294 days) scored a team-high 30 points in the Mavericks' 120-109 win over the Suns (4/9/19) en route to becoming the oldest player in NBA history to produce a 30-point game (Nowitzki joined Michael Jordan as the only players in league history to score 30+ points at age 40-or-older)...Nowitzki played in his 1,000th career game vs. the Suns (1/4/12)...Jamal Crawford poured in a series-record 51 points off the bench for the Suns (4/9/19)...the Mavericks defeated the Suns 113-108 in Mexico City on 1/12/17, in what was Dallas' second regular season game played outside of the U.S. or Canada...Shawn Marion appeared in his 1,000th career game against Phoenix (1/27/13)...Jason Terry recorded his 1,000th 3-pointer with the Mavericks vs. Phoenix (4/10/11)...Jason Kidd dished out 20 assists against the Suns (4/5/09)...with his 14th assist Kidd surpassed Magic Johnson for third place on the NBA's all-time assist list (10,142), on his 16th assist he set a new Mavericks record for assists in a half and with his 20th assist he set a new franchise record for most assists in a regulation-length game...Tony Dumas set a Mavericks record for scoring off the bench with 39 points in 33 minutes in Dallas' 140-130 overtime win on 1/12/96.





PORTLAND TRAIL BLAZERS



Chair Jody Allen
 Vice Chair Bert Kolde
 President of Basketball Operations Neil Olshay
 President & CEO Chris McGowan
 Head Coach Chauncey Billups
 Assistant Coaches Scott Brooks, Roy Rogers, Steve Hetzel, Edniesha Curry, Matt Brase, Miit Palacio
 Head Athletic Trainer Geoff Clark
 Arena Moda Center (19,393)
 Television ROOT Sports, Kevin Calabro, Lamar Hurd, Brooke Olzendam
 Radio Rip City Radio (620 AM), Travis Demers, Michael Holton

PORTLAND PR STAFF

Vice President, Basketball Communications
 Jim Taylor (jim.taylor@trailblazers.com)

Basketball Communications Manager
 Jacob Gifford (jacob.gifford@trailblazers.com)

Basketball Communications Coordinator
 Heavyn Jackson (heavyn.jackson@trailblazers.com)

2020-21 SEASON SERIES RESULTS

Feb. 14 vs. Dallas Portland, 121-118
 Mar. 19 @ Portland Portland, 125-119
 Mar. 21 @ Portland Dallas, 132-92

2020-21 REGULAR SEASON VS. TRAIL BLAZERS

DATE	SITE	TIME/RESULT
2/14/21	Dallas	L, 118-121
3/19/21	Portland	L, 119-125
3/21/21	Portland	W, 132-92

2019-20 REGULAR SEASON VS. TRAIL BLAZERS

DATE	SITE	RESULT
10/27/19	Dallas	L, 119-121
1/17/20	Dallas	W, 120-112
1/23/20	Portland	W, 133-125
8/11/20	Dallas	L, 131-134

SERIES HISTORY VS. TRAIL BLAZERS

	ALL-TIME	STREAKS	LAST WIN	LAST LOSS
Overall	76-88	Won 1	Mar. 21	Mar. 19
Home	50-34	Lost 2	Jan. 17	Feb. 14
Road	26-54	Won 1	Mar. 21	Mar. 19

2020-21 DALLAS STATISTICS VS. PORTLAND

PLAYER	GP-GS	MIN	FG-ATT	FG%	3FG-ATT	3FG%	FT-FTA	FT%	OFF	DEF	TOT/AVG	AST	PF-D	STL	TO	BLK	PTS	AVG
L. Dončić	3-3	104.8	42-66	.636	17-30	.567	18-23	.783	3	20	23/7.7	22	7-20	1	14	0	119	39.7
T. Hardaway Jr.	3-1	86.6	17-35	.486	10-23	.435	4-4	1.000	0	12	12/4.0	5	7-7	0	3	0	48	16.0
K. Porzingis	3-3	89.8	11-27	.407	3-11	.273	16-16	1.000	4	20	24/8.0	5	9-12	2	4	6	41	13.7
M. Kleber	3-3	85.0	12-21	.571	8-16	.500	0-0	.000	3	14	17/5.7	6	6-1	2	0	2	32	10.7
J. Richardson	3-3	90.3	13-27	.481	2-9	.222	3-3	1.000	3	8	11/3.7	8	7-2	2	6	1	31	10.3
D. Finney-Smith	2-2	62.7	9-16	.563	7-13	.538	2-2	1.000	3	5	8/4.0	3	6-2	1	2	1	27	13.5
J. Brunson	3-0	68.2	10-23	.435	1-9	.111	3-3	1.000	1	5	6/2.0	5	2-4	0	3	0	24	8.0
T. Burke	3-0	29.9	6-8	.750	3-5	.600	0-0	.000	0	4	4/1.3	4	2-1	1	1	0	15	5.0
D. Powell	2-0	25.1	4-5	.800	1-2	.500	2-2	1.000	1	3	4/2.0	2	2-2	0	0	1	11	5.5
W. Iwundu	2-0	30.6	3-5	.600	0-0	.000	3-3	1.000	1	6	7/3.5	2	4-2	2	0	0	9	4.5
J. Green	1-0	9.6	2-4	.500	0-0	.000	0-0	.000	0	0	0/0.0	1	0-0	0	0	0	4	4.0
N. Hinton	1-0	9.0	2-3	.667	0-1	.000	0-0	.000	0	1	1/1.0	2	0-0	1	1	0	4	4.0
W. Cauley-Stein	1-0	16.4	0-3	.000	0-0	.000	2-2	1.000	3	2	5/5.0	0	1-1	1	0	2	2	2.0
B. Marjanović	1-0	5.1	1-2	.500	0-0	.000	0-0	.000	1	1	2/2.0	1	0-1	0	0	0	2	2.0
T. Bey	1-0	6.9	0-3	.000	0-1	.000	0-0	.000	0	2	2/2.0	1	1-0	0	0	0	0	0.0
TEAM	32-15	720.0	132-248	.532	52-120	.433	53-58	.914	23	103	126/42.0	67	54-55	13	34	13	369	123.0

2020-21 PORTLAND STATISTICS VS. DALLAS

PLAYER	GP-GS	MIN	FG-ATT	FG%	3FG-ATT	3FG%	FT-FTA	FT%	OFF	DEF	TOT/AVG	AST	PF-D	STL	TO	BLK	PTS	AVG
D. Lillard	3-3	100.6	29-61	.475	9-28	.321	17-19	.895	0	7	7/2.3	21	8-19	2	6	0	84	28.0
C. McCollum	2-2	51.6	17-38	.447	7-18	.389	4-4	1.000	2	4	6/3.0	5	3-4	1	0	0	45	22.5
G. Trent Jr.	3-1	84.6	14-33	.424	7-20	.350	5-8	.625	0	7	7/2.3	2	3-7	3	2	0	40	13.3
C. Anthony	3-0	80.8	15-37	.405	4-17	.235	5-6	.833	2	9	11/3.7	4	8-7	0	5	0	39	13.0
R. Covington	3-3	105.8	11-22	.500	9-16	.563	1-2	.500	3	15	18/6.0	2	10-2	9	3	1	32	10.7
E. Kanter	3-3	62.4	15-23	.652	0-0	.000	2-3	.667	9	14	23/7.7	2	5-5	1	2	0	32	10.7
N. Little	3-0	37.2	6-12	.500	4-7	.571	4-5	.800	1	2	3/1.0	1	3-3	0	1	0	20	6.7
D. Jones Jr.	3-3	82.7	6-12	.500	2-6	.333	3-4	.750	4	7	11/3.7	4	6-5	2	0	3	17	5.7
A. Simons	2-0	36.3	5-11	.455	5-8	.625	1-2	.500	0	3	3/1.5	2	3-1	0	4	0	16	8.0
R. Hood	2-0	41.2	3-10	.300	2-5	.400	0-0	.000	5	7	12/6.0	5	2-0	1	1	0	8	4.0
H. Giles III	2-0	25.0	2-5	.400	0-1	.000	1-2	.500	5	5	10/5.0	1	4-1	0	3	1	5	2.5
C. Elleby	1-0	12.0	0-3	.000	0-2	.000	0-0	.000	1	0	1/1.0	0	0-0	0	0	0	0	0.0
TEAM	30-15	720.0	123-267	.461	49-128	.383	43-55	.782	32	80	112/37.3	49	55-54	19	27	5	338	112.7





DATE	SITE	W/L	SCORE	DATE	SITE	W/L	SCORE	DATE	SITE	W/L	SCORE	DATE	SITE	W/L	SCORE	DATE	SITE	W/L	SCORE
10/24/80	POR	L	105-120	2/1/87	POR	L	117-133	2/14/95	DAL	W	95-90	11/17/03	DAL	W	105-98	11/5/12	DAL	W	114-91
11/14/80	DAL	W	113-106	2/10/87	DAL	W	135-115	4/15/95	POR	W	102-90	12/23/03	POR	L	88-97	1/29/13	POR	L	104-106
11/23/80	POR	L	96-116	1/14/87	DAL	W	127-116	4/27/96	DAL	L	103-112	1/17/04	POR	W	108-104	2/6/13	DAL	W	105-99
3/15/81	POR	L	110-135	1/19/88	POR	W	120-116	3/17/96	POR	L	86-112	2/28/04	DAL	W	111-91	4/7/13	POR	W	96-91
3/27/81	DAL	L	109-123	3/8/88	DAL	L	110-112	3/31/96	DAL	L	100-115	11/26/04	DAL	W	92-83	12/7/13	POR	W	108-106
11/10/81	POR	L	95-117	3/20/88	POR	L	99-105	4/11/96	POR	L	99-114	1/26/05	POR	W	95-88	1/18/14	DAL	L	111-127
12/19/81	DAL	W	102-95	3/25/88	DAL	W	106-101	12/20/96	POR	L	77-107	3/17/05	DAL	W	98-94	3/7/14	DAL	W	103-98
1/16/82	DAL	L	103-110	1/15/89	DAL	W	111-108	1/4/97	DAL	L	104-110	4/14/05	POR	W	102-90	1/16/14	POR	L	87-108
3/10/82	DAL	W	104-102	2/7/89	POR	L	125-134	3/7/97	POR	L	69-80	1/3/06	DAL	W	95-81	2/7/15	DAL	W	111-101*
3/21/82	POR	L	101-109	3/8/89	DAL	W	99-92	4/8/97	DAL	W	87-82	1/22/06	POR	W	95-89*	3/5/15	POR	L	75-94
12/18/82	POR	L	105-108	3/20/89	POR	L	91-112	11/8/97	DAL	L	94-101	3/7/06	DAL	W	93-87	4/15/15	DAL	W	114-98
1/20/83	DAL	W	121-112	11/10/89	DAL	L	91-99	11/17/97	POR	L	75-120	3/9/06	POR	W	109-92	12/1/15	POR	W	115-112*
2/6/83	POR	W	112-105	12/29/89	DAL	L	140-144***	4/3/98	POR	L	102-109	11/12/06	POR	W	103-96	3/20/16	DAL	W	132-120*
2/25/83	DAL	W	133-117	2/3/90	POR	L	110-131	4/7/98	DAL	L	91-99	1/10/07	DAL	W	99-74	3/23/16	POR	L	103-109
4/2/83	POR	L	98-110	4/13/90	POR	L	92-124	2/15/99	POR	L	84-99	4/7/07	DAL	W	86-74	11/4/16	DAL	L	95-105
11/2/83	DAL	W	123-117	12/14/90	POR	L	104-106	3/15/99	DAL	L	91-106	11/10/07	POR	L	82-91	12/21/16	POR	W	96-95
1/13/84	POR	L	113-110	1/9/91	DAL	W	109-99	4/17/99	DAL	L	94-102	1/13/07	DAL	W	91-80	2/3/17	POR	W	106-104
1/17/84	POR	L	114-121	2/19/91	POR	L	100-107	1/10/00	POR	L	94-107	2/13/08	DAL	W	95-76	2/7/17	DAL	L	113-114
2/7/84	POR	L	85-101	4/7/91	DAL	L	92-110	1/15/00	DAL	W	113-105	4/12/08	POR	L	105-108	1/20/18	POR	L	108-117
4/3/84	DAL	L	88-91	12/26/91	POR	L	88-113	3/30/00	POR	L	85-96	12/25/08	POR	W	102-94	1/26/18	DAL	L	93-107
11/13/84	POR	W	101-94	2/6/92	DAL	L	98-103	4/11/00	DAL	W	92-81	2/4/09	DAL	W	104-99	4/3/18	DAL	W	115-109
1/8/85	POR	W	108-102	3/24/92	POR	L	83-109	11/30/00	POR	L	84-95	3/11/09	POR	W	93-89	12/4/18	DAL	W	111-102
1/13/85	DAL	W	124-101	4/15/92	DAL	L	94-100	12/20/00	DAL	W	106-101	12/22/09	DAL	L	81-85	12/23/18	POR	L	111-114
2/20/85	DAL	W	104-98	12/30/92	POR	L	92-111	3/20/01	DAL	L	88-96	1/30/10	DAL	L	112-114*	2/10/19	DAL	W	102-101
4/12/85	POR	L	111-131	1/5/93	DAL	L	95-109	3/28/01	POR	W	94-84	3/25/10	POR	L	89-101	3/20/19	POR	L	118-126
11/6/85	DAL	L	109-111	3/10/93	DAL	L	96-124	12/11/01	DAL	W	105-103	4/9/10	POR	W	102-94	10/27/19	DAL	L	119-121
12/27/85	DAL	L	133-142*	4/8/93	POR	L	107-126	2/13/02	POR	L	103-114	12/15/10	DAL	W	103-98	1/17/20	DAL	W	120-112
2/6/86	POR	W	115-111	11/21/93	POR	L	90-103	3/14/02	POR	L	106-132	1/4/11	DAL	W	84-81	1/23/20	POR	W	133-125
3/7/86	POR	L	114-125	12/14/93	DAL	L	93-100*	4/9/02	DAL	W	108-96	3/15/11	POR	L	101-104	8/11/20	DAL	L	131-134
3/14/86	DAL	W	129-118	2/15/94	DAL	L	103-106	11/11/02	DAL	W	82-73	4/3/11	POR	L	96-104	2/14/21	DAL	L	118-121
11/7/86	POR	L	113-120*	4/12/94	POR	W	108-107	12/4/02	POR	W	103-88	2/11/12	DAL	W	97-94*	3/19/21	POR	L	119-125
12/10/86	DAL	W	130-129	11/25/94	DAL	W	101-91	1/26/03	DAL	L	93-100	4/6/12	DAL	L	97-99*	3/21/21	POR	W	132-92
12/14/86	POR	L	100-134	12/23/94	POR	L	92-118	3/28/03	POR	L	95-112	4/13/12	POR	W	97-94	--	--	--	--

* overtime † neutral location

2021-22 VS MAVERICKS

Dec. 27 at Portland
Jan. 26 at Portland
Apr. 8 at Dallas

2020-21 SEASON

42-30 (.583)
in Northwest

PLAYOFFS

Lost to Denver, 4-2

2020-21 REGULAR SEASON INDIVIDUAL BESTS			2020-21 REGULAR SEASON TRAIL BLAZERS BESTS			2020-21 REGULAR SEASON TEAM		
Points	44	Luka Dončić vs. POR 2/14/21	Points	34	Damian Lillard vs. POR 2/14/21	Biggest Win	40	@ POR 3/21/21
Rebounds	9	Luka Dončić @ POR 3/19/21	Rebounds	9	Enes Kanter @ POR 3/19/21	Biggest Loss	6	@ POR 3/19/21
Assists	9	Luka Dončić @ POR 3/19/21, Luka Dončić vs. POR 2/14/21	Assists	11	Damian Lillard vs. POR 2/14/21			

SERIES INFORMATION & NOTES

Overall series Portland leads 88-76
Home games vs. Trail Blazers Dallas leads 50-33
Road games at Trail Blazers Portland leads 54-26
Neutral site games Portland 1-0
Current series streak Dallas won last game
in Dallas Portland won last 2
in Portland Dallas won last game

DALLAS

Last home win 120-112 (1/17/20)
Last road win 132-92 (3/21/21)
Largest margin of victory 40 (132-92, 3/21/21)
High point total 140 (3OT) (12/29/89)
Low point total 69 (3/7/97)

PORTLAND

Last home win 125-119 (3/19/21)
Last road win 121-118 (2/14/21)
Largest margin of victory 45 (120-75, 11/17/97)
High point total 144 (3OT) (12/29/89)
Low point total 73 (11/11/02)

Series scoring record vs. Portland

Luka Dončić (44 on 2/14/21)

Mark Aguirre (44 on 2/6/83)

Series scoring record vs. Dallas

Damian Lillard (61 on 8/11/20)

The Mavericks snapped a three-game losing streak against the Blazers with a 40-point victory (132-92) at Portland (3/21/21), marking their largest ever win against the franchise...Luka Dončić is averaging 30.1 points per game in 11 career games against Portland, his second-highest career scoring average against any team (34.3 ppg, 3 games, vs. Detroit) and highest against any Western Conference club...Dončić tallied a game-high 44 points in a 121-118 loss to Portland at American Airlines Center (2/14/21), tying Mark Aguirre's club record (44 at POR 2/6/83) for the highest-scoring game by a Maverick against the Blazers...Damian Lillard netted a series-record 61 points for the Blazers in a 134-131 win over Dallas in Orlando (8/11/20), marking the second-highest scoring effort ever by an individual against the Mavericks (Kobe Bryant, 62, L.A. Lakers, 12/20/05)...Yogi Ferrell went 9-of-11 from beyond the arc, tying the NBA rookie record for 3-pointers made, in the Mavericks' 108-104 win at Portland (2/3/17)...Ferrell, who finished with a game-high 32 points and a team-high five assists, became the first undrafted rookie in NBA history to score 30+ points in a game in which he also led his team in assists...on 3/20/16, 37-year old Dirk Nowitzki scored 40 points on the Blazers, marking the fourth 40-point effort by a player age 37-or-older...Rick Carlisle recorded his 500th career victory against Portland (2/6/13)...Carlisle also captured his 400th win with the Mavericks at Portland (2/3/17), becoming the first coach in franchise history to reach the milestone...Shawn Bradley set a Mavericks record with 13 blocked shots in a loss to Portland on 4/7/98...Bradley finished the game with 22 points and a career-high 22 rebounds, recording a triple-double...the second-longest game in Mavericks history was a triple-overtime loss in Dallas that lasted 3:10 on 12/29/89...in that game, James Donaldson set a Mavericks record with 58 minutes played, and the Blazers' Clyde Drexler set a Mavericks opponent record with 55 minutes played.





SACRAMENTO KINGS



Owner and Chairman	Vivek Ranadive
General Manager	Monte McNair
Head Coach	Luke Walton
Associate Head Coach	Alvin Gentry
Assistant Coaches	Mike Longabardi, Doug Christie, Jonah Herscu
Head Athletic Trainer	Joe Resendez
Address	500 David J. Stern Walk, Sacramento, CA 95814
Arena (capacity)	Golden 1 Center (17,583)
Radio	KHTK 1140 (1140 AM): Gary Gerould
Television	NBC Sports California: Mark Jones, Kyle Draper, Kayte Hunter

SACRAMENTO PR STAFF

Director, Media Relations
Alexander Sigua (asigua@kings.com)

Director, Media Relations
Rahsaan Gethers (rgethers@kings.com)

Public Relations Coordinator
Kyra Moeller (kmoeller@kings.com)

2020-21 SEASON SERIES RESULTS

Apr. 18 vs. Dallas	Sacramento, 121-107
Apr. 26 @ Sacramento	Sacramento, 113-106
May. 2 vs. Dallas	Sacramento, 111-99

2020-21 REGULAR SEASON VS. KINGS

DATE	SITE	TIME/RESULT
4/18/21	Dallas	L, 107-121
4/26/21	Sacramento	L, 106-113
5/2/21	Dallas	L, 99-111

2019-20 REGULAR SEASON VS. KINGS

DATE	SITE	RESULT
12/8/19	Dallas	L, 106-110
1/15/20	Sacramento	W, 127-123
2/12/20	Dallas	W, 130-111
8/4/20	Sacramento	W, 114-110 (OT)

SERIES HISTORY VS. KINGS

	ALL-TIME	STREAKS	LAST WIN	LAST LOSS
Overall	96-76	Lost 3	Aug. 4	May. 2
Home	58-29	Lost 2	Feb. 12	May. 2
Road	38-47	Lost 1	Aug. 4	Apr. 26

2020-21 DALLAS STATISTICS VS. SACRAMENTO

PLAYER	GP-GS	MIN	FG-ATT	FG%	3FG-ATT	3FG%	FT-FTA	FT%	OFF	DEF	TOT/AVG	AST	PF-D	STL	TO	BLK	PTS	AVG
L. Dončić	3-3	110.2	33-69	.478	9-32	.281	16-24	.667	2	20	22/7.3	18	11-18	3	14	3	91	30.3
J. Brunson	3-0	74.1	19-31	.613	3-8	.375	3-5	.600	3	4	7/2.3	10	4-6	2	4	0	44	14.7
D. Finney-Smith	3-3	103.8	13-27	.481	8-20	.400	1-2	.500	8	8	16/5.3	9	5-1	4	6	2	35	11.7
T. Hardaway Jr.	2-1	53.1	10-30	.333	5-20	.250	2-2	1.000	0	4	4/2.0	2	4-2	0	2	1	27	13.5
T. Burke	2-0	45.5	10-20	.500	4-9	.444	2-2	1.000	1	1	2/1.0	5	2-4	2	1	0	26	13.0
B. Marjanović	2-0	20.5	6-7	.857	0-0	.000	6-6	1.000	3	5	8/4.0	0	2-4	1	1	1	18	9.0
D. Powell	3-2	49.5	5-8	.625	0-0	.000	8-11	.727	5	10	15/5.0	2	7-11	3	4	5	18	6.0
J. Richardson	2-2	53.4	7-19	.368	2-9	.222	2-2	1.000	1	4	5/2.5	3	3-3	2	2	0	18	9.0
W. Cauley-Stein	3-0	41.4	5-7	.714	0-0	.000	3-7	.429	5	9	14/4.7	0	3-4	3	2	1	13	4.3
K. Porzingis	1-1	37.5	3-14	.214	1-7	.143	2-2	1.000	2	9	11/11.0	3	1-3	0	0	0	9	9.0
M. Kleber	3-3	60.0	3-12	.250	1-10	.100	0-0	.000	3	3	6/2.0	0	4-2	0	3	1	7	2.3
N. Melli	3-0	27.8	1-7	.143	1-4	.250	1-2	.500	2	5	7/2.3	1	1-1	1	1	0	4	1.3
J. Green	2-0	24.3	1-5	.200	0-2	.000	0-0	.000	2	2	4/2.0	1	1-0	3	0	0	2	1.0
J. Redick	2-0	19.0	0-4	.000	0-4	.000	0-0	.000	0	1	1/0.5	1	3-1	0	0	0	0	0.0
TEAM	34-15	720.0	116-260	.446	34-125	.272	46-65	.708	37	85	122/40.7	55	51-60	24	40	14	312	104.0

2020-21 SACRAMENTO STATISTICS VS. DALLAS

PLAYER	GP-GS	MIN	FG-ATT	FG%	3FG-ATT	3FG%	FT-FTA	FT%	OFF	DEF	TOT/AVG	AST	PF-D	STL	TO	BLK	PTS	AVG
B. Hield	3-3	95.4	15-36	.417	10-21	.476	5-6	.833	0	14	14/4.7	9	6-3	3	6	2	45	15.0
H. Barnes	2-2	60.0	16-24	.667	8-12	.667	3-3	1.000	1	10	11/5.5	3	3-3	1	2	0	43	21.5
R. Holmes	2-2	50.2	16-22	.727	0-0	.000	9-10	.900	4	9	13/6.5	2	7-5	0	4	3	41	20.5
T. Davis	3-0	70.3	15-23	.652	9-13	.692	0-0	.000	0	10	10/3.3	11	8-2	0	4	1	39	13.0
D. Wright	3-0	78.8	13-24	.542	2-5	.400	6-8	.750	3	10	13/4.3	9	1-7	4	5	0	34	11.3
D. Fox	1-1	36.8	12-21	.571	0-2	.000	6-7	.857	0	4	4/4.0	12	2-6	2	0	0	30	30.0
T. Haliburton	3-2	75.1	10-26	.385	4-13	.308	4-5	.800	0	8	8/2.7	17	2-5	4	6	0	28	9.3
M. Bagley III	1-1	34.1	10-16	.625	1-3	.333	2-3	.667	4	5	9/9.0	3	0-3	1	2	0	23	23.0
D. Jones	2-0	45.8	7-9	.778	0-0	.000	3-4	.750	6	5	11/5.5	3	5-5	1	3	0	17	8.5
C. Metu	2-0	31.6	7-14	.500	1-5	.200	0-0	.000	1	6	7/3.5	0	5-1	1	1	0	15	7.5
M. Harkless	3-3	86.2	3-12	.250	0-3	.000	8-8	1.000	4	7	11/3.7	1	11-4	6	5	2	14	4.7
H. Whiteside	1-1	18.6	5-12	.417	0-0	.000	2-3	.667	5	5	10/10.0	0	3-3	1	1	0	12	12.0
K. Guy	1-0	11.1	1-5	.200	0-2	.000	0-0	.000	1	1	2/2.0	2	1-1	0	1	0	2	2.0
J. James	1-0	19.7	1-4	.250	0-1	.000	0-2	.000	0	2	2/2.0	0	4-3	1	1	0	2	2.0
J. Ramsey	1-0	3.4	0-2	.000	0-1	.000	0-0	.000	0	0	0/0.0	0	1-0	1	0	0	0	0.0
C. Silva	1-0	3.1	0-1	.000	0-0	.000	0-0	.000	0	1	1/1.0	0	1-0	0	0	0	0	0.0
TEAM	30-15	720.0	131-251	.522	35-81	.432	48-59	.814	29	97	126/42.0	72	60-51	26	41	8	345	115.0





DATE	SITE	W/L	SCORE	DATE	SITE	W/L	SCORE	DATE	SITE	W/L	SCORE	DATE	SITE	W/L	SCORE	DATE	SITE	W/L	SCORE
10/17/80	DAL	L	91-103	4/7/86	SAC	L	115-122	4/5/94	SAC	W	88-80	2/4/03	DAL	L	109-110	12/10/12	DAL	W	119-96
12/13/80	KCK	L	107-114	11/26/86	DAL	W	129-117	4/16/94	DAL	L	96-106	2/27/03	DAL	L	124-126*	1/10/13	SAC	W	117-112*
1/20/81	DAL	L	91-104	12/2/86	SAC	W	127-124	11/17/94	DAL	W	96-94	3/16/03	SAC	W	129-123*	2/13/13	DAL	W	123-100
2/3/81	DAL	L	100-121	2/12/87	SAC	L	125-129	1/24/95	SAC	L	109-110**	12/25/03	SAC	W	111-103	4/5/13	SAC	W	117-108
2/26/81	KCK	L	102-105	2/25/87	DAL	W	108-101	1/28/95	DAL	L	84-87	1/25/04	DAL	W	108-99	12/9/13	SAC	L	97-112
3/29/81	KCK	L	104-113	3/19/87	SAC	W	105-104	3/14/95	SAC	W	91-90	3/11/04	SAC	L	102-120	1/31/14	DAL	W	107-103
10/31/81	DAL	W	95-89	4/18/87	DAL	W	125-121	1/23/96	SAC	W	111-109	4/1/04	DAL	W	127-117	3/29/14	DAL	W	103-100
12/9/81	KCK	L	109-113*	11/21/87	SAC	W	103-96	2/21/96	DAL	W	93-91	11/2/04	DAL	W	107-98	4/6/14	SAC	W	93-91
12/29/81	DAL	W	104-92	12/29/87	DAL	W	125-98	4/2/96	DAL	L	97-104	2/11/05	SAC	W	115-113	11/13/14	DAL	W	106-98
1/21/82	KCK	W	110-94	12/29/87	DAL	W	126-117	4/9/96	SAC	L	86-95	2/24/05	DAL	W	122-113	11/13/15	SAC	W	108-104*
3/26/82	DAL	W	96-87	2/4/88	SAC	L	101-118	11/2/96	DAL	L	94-107	3/24/05	SAC	L	101-109	2/5/15	SAC	W	101-78
4/14/82	KCK	L	95-114	3/2/88	DAL	W	115-90	12/12/96	SAC	L	86-93	12/22/05	SAC	W	105-95	11/30/15	SAC	L	98-112
11/5/82	KCK	W	118-113	4/12/88	SAC	W	104-96	2/4/97	DAL	W	104-96	3/12/06	SAC	L	80-85	1/5/16	DAL	W	117-116**
11/20/82	DAL	L	120-127	11/12/88	DAL	W	111-71	3/16/97	SAC	W	89-88	4/4/06	DAL	W	127-101	3/3/16	DAL	L	101-104
1/26/83	KCK	W	125-115	1/3/89	SAC	L	96-123	11/18/97	SAC	L	95-102	12/1/06	DAL	W	109-90	3/27/16	SAC	L	111-133
2/26/83	DAL	W	118-107	3/18/89	SAC	L	90-100	12/20/97	DAL	L	88-89	12/18/06	SAC	W	109-91	12/7/16	DAL	L	89-120
3/9/83	KCK	L	113-129	4/7/89	DAL	W	115-102	1/8/98	DAL	L	92-103	1/27/07	DAL	W	106-104	12/18/16	DAL	W	99-79
3/26/83	DAL	L	111-114	1/17/89	SAC	L	94-96	4/5/98	SAC	L	99-105	4/3/07	SAC	W	97-93	4/4/17	SAC	L	87-98
11/25/83	DAL	W	98-96	12/23/89	DAL	W	102-95	2/27/99	DAL	W	97-90	11/3/07	DAL	W	123-102	10/20/17	DAL	L	88-93
12/6/83	KCK	L	103-112	1/26/90	DAL	W	106-93	3/7/99	SAC	L	89-94	1/14/08	SAC	L	120-122	2/3/18	SAC	W	106-99
1/10/84	KCK	L	102-112	2/6/90	SAC	W	100-90	3/20/99	DAL	W	104-90	2/29/08	DAL	W	115-106	2/13/18	DAL	L	109-114
2/10/84	DAL	W	115-96	12/4/90	SAC	L	83-103	4/24/99	SAC	L	102-105	11/29/08	SAC	W	101-78	3/27/18	SAC	W	103-97
3/2/84	DAL	W	108-94	12/29/90	DAL	W	90-79	11/19/99	DAL	L	94-103	1/11/09	SAC	L	95-102	12/16/18	DAL	L	113-120
3/3/84	KCK	L	103-105	3/18/91	DAL	W	104-86	12/26/99	SAC	L	111-118	2/10/09	DAL	W	118-100	3/21/19	SAC	L	100-116
12/12/84	DAL	W	116-107	4/9/91	SAC	L	104-113	3/6/00	SAC	L	109-130	2/21/09	DAL	W	116-95	3/26/19	DAL	L	121-125
1/5/85	DAL	W	135-107	12/21/91	DAL	W	109-85	4/4/00	DAL	W	105-102	11/20/09	DAL	W	104-102	12/8/19	DAL	L	106-110
1/10/85	KCK	W	117-110*	2/3/92	SAC	L	95-99	11/12/00	SAC	L	84-109	1/2/10	SAC	W	99-91	1/15/20	SAC	W	127-123
2/23/85	KCK	W	121-98	3/20/92	DAL	L	96-125	1/15/01	DAL	L	105-116	3/5/10	DAL	W	108-100	2/12/20	DAL	W	130-111
3/13/85	DAL	W	118-100	4/5/92	SAC	L	89-103	4/1/01	SAC	W	119-107	4/10/10	SAC	W	126-108	8/4/20	SAC	W	114-110*
4/9/85	KCK	L	105-117	12/29/92	SAC	L	81-139	4/13/01	DAL	W	101-97	12/4/10	SAC	W	105-103	4/18/21	DAL	L	107-121
11/2/85	DAL	W	119-113	1/29/93	DAL	L	120-130	11/29/01	DAL	L	98-110	2/9/11	SAC	W	102-100	4/26/21	SAC	L	106-113
11/29/85	DAL	W	113-111	3/13/93	SAC	L	94-122	12/2/01	SAC	W	120-114*	2/16/11	DAL	W	116-100	5/2/21	DAL	L	99-111
1/21/86	SAC	L	110-119	4/17/93	DAL	L	107-108*	2/23/02	DAL	W	111-97	1/14/12	DAL	W	99-60	--	--	--	--
3/9/86	SAC	W	117-102	1/2/94	SAC	L	116-119	4/14/02	SAC	W	113-100	3/9/12	SAC	L	97-110	--	--	--	--
3/12/86	DAL	L	120-127*	1/29/94	DAL	W	108-101	1/15/03	SAC	L	94-123	4/10/12	DAL	W	110-100	--	--	--	--

* overtime † neutral location

2021-22 VS MAVERICKS	2020-21 SEASON	PLAYOFFS
Oct. 31 at Dallas	31-41 (.431)	Did not qualify
Dec. 29 at Sacramento	in Pacific	
Dec. 31 at Sacramento		
Mar. 5 at Dallas		

2020-21 REGULAR SEASON INDIVIDUAL BESTS		2020-21 REGULAR SEASON KINGS BESTS		2020-21 REGULAR SEASON TEAM	
Points	37 Luka Dončić vs. SAC 4/18/21	Points	30 De'Aaron Fox vs. SAC 4/18/21	** No Biggest Win **	
Rebounds	11 Kristaps Porzingis vs. SAC 4/18/21	Rebounds	10 Hassan Whiteside vs. SAC 4/18/21	Biggest Loss	14 vs. SAC 4/18/21
Assists	8 Luka Dončić @ SAC 4/26/21	Assists	12 De'Aaron Fox vs. SAC 4/18/21		

SERIES INFORMATION & NOTES

Overall series Dallas leads 96-76
Home games vs. Kings Dallas leads 58-29
Road games at Kings Sacramento leads 47-37
Neutral site games Dallas 1-0
Current series streak Sacramento won last three
in Dallas Sacramento won last game
in Sacramento Sacramento won last game

DALLAS

Last home win 130-111 (2/12/20)
Last road win 114-110 (OT) (8/4/20)
Largest margin of victory 44 (124-80, 4/11/85)
High point total 135 (1/5/85)
Low point total 80 (3/12/06)

SACRAMENTO

Last home win 113-106 (4/26/21)
Last road win 111-99 (5/2/21)
Largest margin of victory 58 (139-81, 12/29/92)
High point total 139 (12/29/92)
Low point total 60 (1/14/12)

Series scoring record vs. Sacramento

Rolando Blackman (46 on 3/12/86)

Series scoring record vs. Dallas

Kevin Martin (39 on 1/14/08)

The Kings swept the 2020-21 season series, 3-0, and have now taken 14 of the last 21 matchups...Sacramento swept Dallas for the second time in the last three years (3-0, 2018-19), after it previously had not done so since 1997-98 (4-0)...the Mavericks won 37-of-44 (.841) meetings from March 2003 to February 2015...Luka Dončić tallied 25 points, 15 rebounds and 17 assists in Dallas' 127-123 victory at Sacramento (1/15/20), becoming the youngest player in NBA history (20 years, 321 days) to post a 25-point, 15-rebound, 15-assist effort...later that season, Dončić totaled 34 points, 20 rebounds and 12 assists in Dallas' 114-110 overtime win over Sacramento (8/4/20), becoming the youngest player in league history (21 years, 158 days) to record a 30-point, 20-rebound, 10-assist game...on 11/11/14, Dirk Nowitzki passed Hakeem Olajuwon for ninth place on the NBA's all-time scoring list and became the top foreign-born scorer of all time...from 1/25/04 to 1/5/16, the Mavericks defeated the Kings 22 consecutive times in Dallas, marking their longest ever home winning streak against any opponent...Deron Williams hit a game-winning 3-pointer as time expired in double-overtime to give Dallas a thrilling 117-116 victory over the Kings on 1/5/16 (and extend the home winning streak to 22 games)...on 1/14/12, the Mavericks held the Kings to just 60 points on 22-of-86 (.256) shooting, setting new opponent lows for points, field goals made and field goal percentage...the Mavericks suffered their worst loss in team history in a 58-point (139-81) loss to the Kings in Sacramento on 12/29/92...Mavericks great Rolando Blackman started his team-record streak of 865 consecutive games without fouling out on 10/31/81 against the then-Kansas City Kings.





DATE	SITE	W/L	SCORE	DATE	SITE	W/L	SCORE	DATE	SITE	W/L	SCORE	DATE	SITE	W/L	SCORE	DATE	SITE	W/L	SCORE
10/11/80	DAL	W	103-92	1/3/87	SAN	W	106-89	1/15/94	DAL	L	87-104	3/20/03	DAL	L	110-112*	12/23/12	SAS	L	91-129
10/18/80	SAN	L	96-110	1/7/87	DAL	W	108-103	1/22/94	SAN	L	83-103	4/16/03	SAS	W	93-72	12/30/12	DAL	L	86-111
12/16/80	DAL	L	83-89	2/20/87	DAL	W	122-107	3/29/94	DAL	L	92-117	1/18/03	SAS	W	81-78	1/25/13	DAL	L	107-113
2/8/81	SAN	L	98-102	2/28/87	SAN	L	98-123	12/6/94	SAN	W	124-121	11/20/03	DAL	W	95-92	3/14/13	SAS	L	91-92
2/14/81	DAL	L	99-107	1/17/87	SAN	L	106-130	1/15/95	SAN	W	108-103	2/26/04	DAL	W	115-91	12/28/13	DAL	L	107-116
3/8/81	SAN	L	108-133	1/2/88	SAN	W	116-109	2/3/95	DAL	L	103-114	3/5/04	SAS	L	100-113	1/8/14	SAS	L	90-112
11/17/81	DAL	L	105-112	1/26/88	DAL	W	128-111	3/18/95	SAN	L	106-116	11/24/04	SAS	L	80-94	3/2/14	SAS	L	106-112
12/11/81	DAL	L	99-101	3/26/88	DAL	W	131-112	4/20/95	DAL	L	111-112	11/30/04	DAL	L	89-107	4/10/14	DAL	L	100-109
1/12/82	SAN	L	109-127	4/22/88	DAL	W	127-96	1/3/95	SAN	W	103-97	1/14/05	SAS	L	95-98	10/28/14	SAS	L	100-101
2/2/82	SAN	L	98-103	4/24/88	SAN	W	119-109	12/14/95	DAL	L	111-126	4/7/05	DAL	W	104-68	12/20/14	DAL	W	99-93
3/8/82	SAN	W	121-113	11/1/88	DAL	W	115-102	3/29/96	DAL	L	104-119	11/5/05	DAL	W	103-84	3/24/15	DAL	W	101-94
4/16/82	DAL	L	106-118	12/27/88	DAL	W	110-101	4/21/96	SAN	W	103-98	12/1/05	DAL	L	90-92	3/27/15	SAS	L	76-94
11/27/82	DAL	L	106-107	1/27/89	DAL	W	126-82	11/26/96	DAL	W	105-101	3/2/06	SAS	L	89-98	11/25/15	SAS	L	83-88
12/7/82	SAN	L	92-106	2/20/89	SAN	W	105-93	12/14/96	SAS	L	105-106	4/7/06	SAS	W	92-86	1/17/16	SAS	L	83-112
1/5/83	DAL	W	136-131	3/11/89	SAN	L	90-97	1/24/97	SAS	L	87-97	11/2/06	DAL	L	91-97	2/5/16	DAL	L	90-116
1/11/83	SAN	L	101-109	4/14/89	SAN	W	118-110	2/11/97	DAL	L	97-111	11/24/06	SAS	W	95-92	4/13/16	DAL	L	91-96
4/9/83	SAN	W	122-111	11/30/89	SAN	L	89-93	11/25/97	DAL	L	91-102	1/5/07	SAS	W	90-85	11/30/16	SAS	L	91-96
4/15/83	DAL	L	120-132	12/8/89	DAL	L	93-99	11/29/97	SAS	L	87-96	4/15/07	DAL	W	91-86	1/30/16	DAL	L	87-94
10/30/83	SAN	L	101-123	2/13/90	DAL	W	103-96	1/23/98	SAS	L	75-81	11/15/07	DAL	W	105-92	1/29/17	SAS	W	105-101
11/11/83	DAL	W	112-105	3/29/90	SAN	W	109-105	2/19/98	DAL	L	81-87	12/5/07	SAS	L	95-97	4/7/17	DAL	L	89-102
11/22/83	DAL	W	118-117	4/4/90	DAL	W	104-98	3/4/99	DAL	L	79-95	2/28/08	SAS	L	94-97	11/14/17	DAL	L	91-97
2/28/84	SAN	W	116-104	11/23/90	DAL	L	104-107	3/27/99	SAS	L	77-99	3/23/08	DAL	L	81-88	11/27/17	SAS	L	108-115
3/13/84	SAN	L	131-137**	12/1/90	SAN	L	97-109	4/13/99	DAL	W	92-86	1/14/08	SAS	W	98-81	12/12/17	DAL	W	95-89
4/6/84	DAL	W	131-118	1/16/91	SAN	L	94-100	4/22/99	SAS	L	76-103	12/9/08	DAL	L	126-133**	12/16/17	SAS	L	96-98
11/29/84	SAN	L	116-124	2/16/91	DAL	W	96-94	11/20/99	SAS	L	90-106	2/24/09	SAS	L	76-93	10/29/18	SAS	L	108-113*
12/14/84	DAL	W	119-102	4/21/91	SAN	L	101-135	12/14/99	DAL	L	93-111	3/4/09	DAL	W	107-102	1/16/19	DAL	L	101-105
1/3/85	SAN	L	115-116	11/1/91	SAN	L	99-140	3/16/00	SAS	W	110-88	11/1/09	SAS	L	83-92	3/12/19	DAL	L	105-112
1/23/85	DAL	W	122-110	12/17/91	DAL	L	87-98	3/21/00	DAL	W	97-96	11/18/09	DAL	W	99-94*	4/10/19	SAS	L	94-105
3/19/85	DAL	W	96-89	1/29/92	DAL	L	93-108	11/10/00	DAL	W	79-77	1/8/10	SAS	W	112-103	11/18/19	DAL	W	117-110
3/22/85	SAN	W	123-114	3/8/92	DAL	L	81-93	2/13/01	SAS	L	92-104	4/14/10	DAL	W	96-89	12/26/19	DAL	W	102-98
11/1/85	SAN	L	107-116	4/14/92	SAN	L	108-120	2/24/01	DAL	L	104-107	11/26/10	SAS	W	103-94	2/26/20	SAS	W	109-103
12/5/85	DAL	L	116-120	11/19/92	SAN	L	95-123	4/10/01	SAS	L	79-91	12/30/10	DAL	L	93-99	3/10/20	SAS	L	109-119
1/25/86	SAN	W	123-107	12/12/92	DAL	L	91-113	12/28/01	SAS	W	126-123	1/14/11	SAS	L	89-101	1/22/21	SAS	W	122-117
1/29/86	DAL	W	126-114	12/18/92	SAN	L	101-122	1/5/02	DAL	L	102-105	3/18/11	DAL	L	91-97	3/10/21	DAL	W	115-104
2/11/86	SAN	W	121-107	3/9/93	SAN	L	84-119	3/21/02	DAL	L	103-105	1/5/12	SAS	L	71-93	4/11/21	DAL	L	117-119
3/18/86	DAL	W	120-113	3/28/93	DAL	L	107-114	4/6/02	SAS	L	87-89	1/29/12	DAL	W	101-100*	--	--	--	
11/1/86	SAN	L	105-108	11/27/93	SAN	L	80-104	12/11/02	SAS	L	104-111	3/17/12	DAL	W	106-99	--	--	--	
12/16/86	DAL	W	101-98	12/16/93	DAL	L	89-103	2/20/03	DAL	W	95-87	3/23/12	SAS	L	87-104	--	--	--	

* overtime

2021-22 VS MAVERICKS

Oct. 28 at Dallas
Nov. 3 at San Antonio
Nov. 12 at San Antonio

2020-21 SEASON

33-39 (.458)
in Southwest

PLAYOFFS

Did not qualify

2020-21 REGULAR SEASON INDIVIDUAL BESTS

Points 36 Luka Dončić @ SAS 1/22/21
Rebounds 15 Kristaps Porzingis vs. SAS 4/11/21
Assists 12 Luka Dončić vs. SAS 3/10/21

2020-21 REGULAR SEASON SPURS BESTS

Points 33 DeMar DeRozan vs. SAS 4/11/21
Rebounds 14 Keldon Johnson @ SAS 1/22/21
Assists 11 DeMar DeRozan vs. SAS 3/10/21

2020-21 REGULAR SEASON TEAM

Biggest Win 11 vs. SAS 3/10/21
Biggest Loss 2 vs. SAS 4/11/21

SERIES INFORMATION & NOTES

Overall series San Antonio leads 114-73

Home games vs. Spurs San Antonio leads 50-44

Road games at Spurs San Antonio leads 64-29

Current series streak San Antonio won last game

in Dallas San Antonio won last game

in San Antonio Dallas won last game

DALLAS

Last home win 115-104 (3/10/21)

Last road win 122-117 (1/22/1)

Largest margin of victory 44 (126-82, 1/27/89)

High point total 136 (1/5/83)

Low point total 71 (1/5/12)

SAN ANTONIO

Last home win 119-109 (3/10/20)

Last road win 119-117 (4/11/21)

Largest margin of victory 41 (140-99, 11/1/91)

High point total 140 (11/1/91)

Low point total 68 (4/7/05)

Series scoring record vs. San Antonio

Luka Dončić (42 on 11/18/19)

Series scoring record vs. Dallas

Tim Duncan (53 on 12/26/01)

The Spurs have dropped the last two season series (3-1 in 2019-20, 2-1 in 2020-21), but won the final meeting each of those years to continue their streak of never being swept by the Mavericks...in the most recent showdown at American Airlines Center (4/11/21), DeMar DeRozan hit a game-winning jumper with 0.5 seconds left to give San Antonio a 119-117 win...the Spurs have now taken 31 of the last 42 meetings...the Mavericks snapped a 12-game road losing streak against the Spurs with a 105-101 come-from-behind win at the AT&T Center on 1/29/17...in that game, the Mavericks overcame a 10-point halftime deficit (59-49), snapping the Spurs' run of 117 straight wins in home games that they led by at least 10 points at the half...Dirk Nowitzki grabbed his 10,000th career rebound against the Spurs (3/24/15)...Nowitzki also made his 7,000th career free throw against San Antonio (4/13/16)...the Spurs held the Mavericks to 71 points on 1/5/12, a low by Dallas against San Antonio...on 4/7/05, the Spurs scored a series-low 68 points...Tim Duncan scored a series-record 53 points for the Spurs in a 126-123 overtime loss to Dallas (12/26/01)...Michael Finley (28), Steve Nash (27) and Nowitzki (26) all topped 25 points for Dallas in the win on 12/26/01...the Spurs set an NBA record by shooting 70.7% (53-75 FG) from the field in a 132-120 win at Dallas (4/16/83)...the first game in Mavericks history was a 103-92 win over the eventual Midwest Division champion Spurs (10/11/80).





TORONTO RAPTORS



Chairman of the Board & Chairman, NBA Board of Governors Lawrence M. Tanenbaum, O.C.
 Vice-Chairman and President Masai Ujiri
 General Manager Bobby Webster
 Head Coach Nick Nurse
 Assistant Coaches .. Adrian Griffin, Earl Watson, Trevor Gleeson, Jim Sann, Nathaniel Mitchell, Jon Goodwillie, Eric Khoury
 Head Athletic Trainer Scott McCollough
 Home Court Scotiabank Arena (19,800)
 Radio TSN Radio 1050, Sportsnet 590, Paul Jones, Eric Smith, Sherman Hamilton
 Television TSN, Sportsnet, Matt Devlin, Jack Armstrong, Alvin Williams

TORONTO PR STAFF

Director, Communications
 Jennifer Quinn (jquinn@torontoraptors.com)

Senior Manager, Basketball Communications
 Roven Yau (ryau@torontoraptors.com)

Manager, Communications
 Phil Summers (psummers@torontoraptors.com)

2020-21 SEASON SERIES RESULTS

Jan. 18 @ Toronto
 May. 14 vs. Dallas
 Toronto, 116-93
 Dallas, 114-110

2020-21 REGULAR SEASON VS. RAPTORS			2019-20 REGULAR SEASON VS. RAPTORS			SERIES HISTORY VS. RAPTORS				
DATE	SITE	TIME/RESULT	DATE	SITE	RESULT		ALL-TIME	STREAKS	LAST WIN	LAST LOSS
1/18/21	Toronto	L, 93-116	11/16/19	Dallas	W, 110-102	Overall	27-22	Won 1	May. 14	Jan. 18
5/14/21	Dallas	W, 114-110	12/22/19	Toronto	L, 107-110	Home	18-7	Won 2	May. 14	Jan. 27
						Road	9-15	Lost 6	Nov. 28	Jan. 18

2020-21 DALLAS STATISTICS VS. TORONTO

PLAYER	GP-GS	MIN	FG-ATT	FG%	3FG-ATT	3FG%	FT-FTA	FT%	OFF	DEF	TOT/AVG	AST	PF-D	STL	TO	BLK	PTS	AVG
K. Porzingis	2-2	66.3	17-33	.515	5-10	.500	5-7	.714	9	10	19/9.5	3	6-6	0	1	2	44	22.0
L. Dončić	2-2	68.8	11-30	.367	1-11	.091	12-13	.923	3	14	17/8.5	20	4-9	0	4	1	35	17.5
J. Brunson	2-1	52.3	12-21	.571	6-8	.750	2-2	1.000	0	7	7/3.5	6	3-4	1	5	1	32	16.0
T. Burke	2-0	37.3	8-17	.471	3-9	.333	5-5	1.000	1	1	2/1.0	4	3-4	3	1	0	24	12.0
D. Finney-Smith	1-1	28.0	6-8	.750	4-6	.667	1-2	.500	0	3	3/3.0	2	3-2	0	0	0	17	17.0
J. Johnson	1-0	27.3	6-11	.545	2-6	.333	1-1	1.000	0	6	6/6.0	2	3-1	0	2	1	15	15.0
J. Richardson	1-0	20.6	2-7	.286	2-2	1.000	4-4	1.000	1	0	1/1.0	1	1-3	1	1	0	10	10.0
T. Hardaway Jr.	2-2	52.0	1-23	.043	1-14	.071	4-4	1.000	1	5	6/3.0	5	2-5	2	2	0	7	3.5
D. Powell	1-1	26.2	1-3	.333	0-0	.000	5-6	.833	1	3	4/4.0	1	0-3	0	1	1	7	7.0
W. Cauley-Stein	2-1	33.6	2-5	.400	0-0	.000	2-4	.500	0	5	5/2.5	0	8-4	1	4	0	6	3.0
N. Melli	1-0	21.1	2-6	.333	2-6	.333	0-0	.000	2	2	4/4.0	1	0-0	0	1	0	6	6.0
J. Green	1-0	19.1	2-2	1.000	0-0	.000	0-0	.000	1	2	3/3.0	2	0-0	0	0	0	4	4.0
T. Bey	1-0	2.1	0-0	.000	0-0	.000	0-0	.000	0	0	0/0.0	0	0-0	0	0	0	0	0.0
N. Hinton	1-0	2.1	0-0	.000	0-0	.000	0-0	.000	0	0	0/0.0	0	0-0	1	1	1	0	0.0
W. Iwundu	1-0	16.8	0-4	.000	0-4	.000	0-0	.000	0	2	2/2.0	1	1-0	1	0	0	0	0.0
B. Marjanović	1-0	3.3	0-1	.000	0-1	.000	0-0	.000	0	0	0/0.0	0	0-0	0	1	0	0	0.0
T. Terry	1-0	3.3	0-1	.000	0-1	.000	0-0	.000	0	1	1/1.0	0	0-0	0	0	0	0	0.0
TEAM	23-10	480.0	70-172	.407	26-78	.333	41-48	.854	19	61	80/40.0	48	34-41	10	24	7	207	103.5

2020-21 TORONTO STATISTICS VS. DALLAS

PLAYER	GP-GS	MIN	FG-ATT	FG%	3FG-ATT	3FG%	FT-FTA	FT%	OFF	DEF	TOT/AVG	AST	PF-D	STL	TO	BLK	PTS	AVG
J. Harris	1-1	36.5	12-21	.571	5-12	.417	2-3	.667	0	2	2/2.0	4	1-4	1	2	0	31	31.0
M. Flynn	2-1	39.4	11-21	.524	3-8	.375	1-2	.500	1	5	6/3.0	6	2-4	2	0	0	26	13.0
K. Lowry	1-1	35.1	9-12	.750	3-5	.600	2-2	1.000	1	8	9/9.0	7	2-3	0	4	1	23	23.0
C. Boucher	1-0	27.7	8-12	.667	2-5	.400	3-3	1.000	4	6	10/10.0	2	4-3	1	1	3	21	21.0
S. Johnson	2-1	56.2	7-19	.368	3-8	.375	4-5	.800	3	10	13/6.5	1	4-4	1	1	1	21	10.5
P. Siakam	1-1	33.8	7-19	.368	0-4	.000	5-5	1.000	0	3	3/3.0	5	2-6	0	3	0	19	19.0
N. Powell	1-0	22.5	6-11	.545	1-3	.333	4-5	.800	0	2	2/2.0	2	2-1	1	1	0	17	17.0
O. Anunoby	1-1	32.9	5-12	.417	3-5	.600	0-0	.000	3	8	11/11.0	0	1-0	2	1	1	13	13.0
A. Baynes	2-1	32.5	5-7	.714	2-4	.500	1-1	1.000	0	7	7/3.5	1	4-1	1	1	1	13	6.5
K. Birch	1-1	36.0	5-12	.417	1-6	.167	2-2	1.000	0	6	6/6.0	1	4-1	0	4	2	13	13.0
D. Bemby	2-0	40.0	3-8	.375	0-3	.000	2-4	.500	0	7	7/3.5	6	4-3	2	2	1	8	4.0
T. Davis	1-0	11.7	3-5	.600	0-1	.000	0-0	.000	0	1	1/1.0	0	5-0	0	1	0	6	6.0
F. VanVleet	1-1	33.5	2-10	.200	1-6	.167	1-1	1.000	0	4	4/4.0	6	3-2	4	2	0	6	6.0
F. Gillespie	1-1	36.0	1-2	.500	0-0	.000	2-2	1.000	1	6	7/7.0	1	3-2	1	2	1	4	4.0
P. Watson	1-0	2.1	1-1	1.000	1-1	1.000	0-0	.000	0	2	2/2.0	0	0-0	0	0	0	3	3.0
M. Thomas	1-0	2.1	1-1	1.000	0-0	.000	0-0	.000	0	0	0/0.0	0	0-0	0	0	0	2	2.0
Y. Watanabe	1-0	2.1	0-0	.000	0-0	.000	0-0	.000	0	0	0/0.0	0	0-0	0	0	0	0	0.0
TEAM	21-10	480.0	86-173	.497	25-71	.352	29-35	.829	13	77	90/45.0	42	41-34	16	25	11	226	113.0





DATE	SITE	W/L	SCORE	DATE	SITE	W/L	SCORE	DATE	SITE	W/L	SCORE	DATE	SITE	W/L	SCORE	DATE	SITE	W/L	SCORE
2/25/96	DAL	W	105-98	11/2/01	TOR	L	92-109	11/29/06	DAL	W	117-98	12/30/11	DAL	W	99-86	3/25/17	DAL	L	86-94
3/10/96	TOR	L	112-128	3/7/02	DAL	W	122-103	1/14/07	TOR	W	97-96	11/7/12	DAL	W	109-104	12/26/17	DAL	W	98-93
11/5/96	TOR	L	96-100	11/6/02	TOR	W	106-82	11/20/07	DAL	W	105-99	12/14/12	TOR	L	74-95	3/16/18	TOR	L	115-122
2/22/97	DAL	L	92-99	12/2/02	DAL	W	113-102	12/12/07	TOR	L	76-92	12/20/13	DAL	L	108-109	10/26/18	TOR	L	107-116
11/28/97	DAL	W	93-91	11/6/03	TOR	L	71-77	12/17/08	TOR	W	96-86	1/22/14	TOR	L	85-93	1/27/19	DAL	L	120-123
2/5/98	TOR	L	93-101	12/15/03	DAL	W	111-94	3/1/09	DAL	W	109-98	11/28/14	TOR	W	106-102	11/16/19	DAL	W	110-102
12/30/99	DAL	L	104-109	2/6/05	TOR	W	122-113	11/7/09	DAL	W	129-101	2/24/15	DAL	W	99-92	12/22/19	TOR	L	107-110
2/20/00	TOR	W	100-96	3/7/05	DAL	W	113-105	1/17/10	TOR	L	88-110	11/3/15	DAL	L	91-102	1/18/21	TOR	L	93-116
11/28/00	DAL	W	107-93	11/28/05	TOR	W	93-91	12/28/10	DAL	L	76-84	12/22/15	TOR	L	99-103	5/14/21	DAL	W	114-110
1/5/01	TOR	W	115-105	2/25/06	DAL	W	115-113*	2/27/11	TOR	W	114-96	3/13/17	TOR	L	78-100	--	--	--	--

*overtime

2021-22 VS MAVERICKS

Oct. 23 at Toronto
Jan. 19 at Dallas

2020-21 SEASON

27-45 (.375)
in Atlantic

PLAYOFFS

Did not qualify

2020-21 REGULAR SEASON INDIVIDUAL BESTS			2020-21 REGULAR SEASON RAPTORS BESTS			2020-21 REGULAR SEASON TEAM		
Points	23	Kristaps Porzingis @ TOR 1/18/21	Points	31	Jalen Harris vs. TOR 5/14/21	Biggest Win	4	vs. TOR 5/14/21
Rebounds	10	Kristaps Porzingis vs. TOR 5/14/21, Luka Dončić vs. TOR 5/14/21	Rebounds	11	OG Anunoby @ TOR 1/18/21	Biggest Loss	23	@ TOR 1/18/21
Assists	11	Luka Dončić vs. TOR 5/14/21	Assists	7	Kyle Lowry @ TOR 1/18/21			

SERIES INFORMATION & NOTES

Overall series Dallas leads 27-22

Home games vs. Raptors Dallas leads 18-7

Road games at Raptors Toronto leads 15-9

Current series streak Dallas won last game

in Dallas Dallas won last two

in Toronto Toronto won last two

DALLAS

Last home win 114-110 (5/14/21)

Last road win 106-102 (11/28/14)

Largest margin of victory 28 (129-101, 11/7/09)

High point total 129 (11/7/09)

Low point total 71 (11/6/03)

TORONTO

Last home win 116-93 (1/18/21)

Last road win 123-120 (1/27/19)

Largest margin of victory 23 (116-93, 1/18/21)

High point total 128 (3/10/96)

Low point total 77 (11/6/03)

Series scoring record vs. Toronto

Dirk Nowitzki (38 on 1/14/07)

Series scoring record vs. Dallas

DeMar DeRozan (40 on 1/22/14)

The Mavericks defeated the Raptors 114-110 in their final home game of the 2020-21 season (5/14/21)...prior to falling on 5/14/21, Toronto had taken nine of the previous 11 and 12 of the previous 16 meetings...the Raptors overcame a 30-point third quarter deficit to win 110-107 (12/22/19), tying the largest blown lead in Mavericks history...Luka Dončić (19 years, 333 days) became the first teenager in NBA history to record a 30-point triple-double when he went for 35 points, 12 rebounds and 10 assists vs. Toronto (1/27/19)...Dirk Nowitzki recorded his 11,000th career field goal with a 19-foot jumper at the 9:11 mark of the second quarter at Toronto (3/16/18), becoming the eighth player in NBA history to reach the milestone...Rick Carlisle registered his 300th win with the Mavericks at Toronto (11/28/14)...DeMar DeRozan scored a series-best 40 points in a 93-85 win for Toronto (1/22/14)...Dallas rallied from 24 down to defeat Toronto 115-113 in overtime on 2/25/06, which represents the third-largest comeback in franchise history...Dallas matched that comeback when it again fought back from 24 down to defeat the Raptors 105-99 on 11/20/07...in the first-ever meeting between the two clubs, the Mavericks set an NBA record for free throws attempted in a period (30 in the fourth)...Dallas scored only 71 points, a franchise low vs. Toronto, in a 77-71 loss on 11/6/03.





UTAH JAZZ



Owner Ryan Smith
 General Manager Justin Zanik
 Head Coach Quin Snyder
 Assistant Coaches .. Alex Jensen, Dell Demps, Vince Legarza, Lamar Skeeter, Jeff Watkinson, Bryan Bailey, Keyon Dooling, Sergi Oliva, Mike Wells
 Director of Medical Training/Head Athletic Trainer Eric Waters
 Cable TV AT&T SportsNet: Craig Bolerjack, Thurl Bailey, Holly Rowe
 Radio KZNS (1280 AM/97.5 FM): David Locke, Ron Boone
 Team Address Zions Bank Basketball Campus 1420 S 500 W Salt Lake City, UT 84115
 Business Phone 801-325-2500

UTAH PR STAFF

Sr. Vice President, Basketball Communications
 Derek Garduño (dgarduno@utahjazz.com)

Director, Communications
 Madeline Wehle Crandall (madeline.crandall@utahjazz.com)

Manager, Communications
 Danny Franks (danny.franks@utahjazz.com)

Manager, Communications
 Olivia Hill (olivia.hill@utahjazz.com)

2020-21 SEASON SERIES RESULTS

Jan. 27 @ Utah
 Jan. 29 @ Utah
 Apr. 5 vs. Dallas
 Utah, 116-104
 Utah, 120-101
 Dallas, 111-103

2020-21 REGULAR SEASON VS. JAZZ			2019-20 REGULAR SEASON VS. JAZZ			SERIES HISTORY VS. JAZZ				
DATE	SITE	TIME/RESULT	DATE	SITE	RESULT		ALL-TIME	STREAKS	LAST WIN	LAST LOSS
1/27/21	Utah	L, 104-116	1/25/20	Utah	L, 107-112	Overall	75-104	Won 1	Apr. 5	Jan. 29
1/29/21	Utah	L, 101-120	2/10/20	Dallas	L, 119-123	Home	52-37	Won 1	Apr. 5	Feb. 10
4/5/21	Dallas	W, 111-103	8/10/20	Utah	W, 122-114	Road	23-67	Lost 2	Aug. 10	Jan. 29

2020-21 DALLAS STATISTICS VS. UTAH

PLAYER	GP-GS	MIN	FG-ATT	FG%	3FG-ATT	3FG%	FT-FTA	FT%	OFF	DEF	TOT/AVG	AST	PF-D	STL	TO	BLK	PTS	AVG
L. Dončić	3-3	102.0	32-67	.478	10-24	.417	12-15	.800	2	17	19/6.3	21	5-15	2	10	0	86	28.7
J. Brunson	3-0	78.4	15-29	.517	6-12	.500	3-6	.500	2	9	11/3.7	10	5-10	0	1	0	39	13.0
D. Finney-Smith	3-3	81.1	13-34	.382	9-26	.346	2-2	1.000	4	6	10/3.3	6	8-2	2	1	1	37	12.3
T. Hardaway Jr.	3-2	90.2	13-28	.464	7-14	.500	4-4	1.000	1	8	9/3.0	6	4-7	2	3	0	37	12.3
K. Porzingis	2-2	56.4	12-32	.375	3-12	.250	2-3	.667	3	11	14/7.0	0	8-4	0	1	2	29	14.5
J. Richardson	3-3	78.6	12-24	.500	5-9	.556	0-0	.000	1	8	9/3.0	4	7-4	2	2	0	29	9.7
J. Johnson	2-0	44.2	8-16	.500	0-3	.000	2-2	1.000	2	9	11/5.5	5	6-1	1	4	6	18	9.0
T. Burke	2-0	39.5	5-11	.455	2-6	.333	2-2	1.000	0	4	4/2.0	5	4-4	2	1	0	14	7.0
D. Powell	3-0	40.9	4-7	.571	0-1	.000	2-4	.500	3	8	11/3.7	2	2-6	0	0	1	10	3.3
J. Green	2-0	10.1	3-3	1.000	1-1	1.000	0-1	.000	0	1	1/0.5	0	0-2	0	0	1	7	3.5
N. Hinton	1-0	1.6	1-2	.500	1-2	.500	0-0	.000	0	0	0/0.0	0	0-0	0	0	0	3	3.0
W. Cauley-Stein	2-0	12.2	1-1	1.000	0-0	.000	0-0	.000	1	3	4/2.0	0	2-0	0	1	0	2	1.0
W. Iwundu	2-0	8.1	0-3	.000	0-0	.000	2-2	1.000	0	1	1/0.5	1	0-2	0	0	1	2	1.0
B. Marjanović	2-0	5.2	1-1	1.000	0-0	.000	0-1	.000	1	3	4/2.0	1	0-1	0	0	0	2	1.0
T. Terry	2-0	5.2	0-1	.000	0-0	.000	1-2	.500	0	0	0/0.0	0	0-1	0	1	0	1	0.5
M. Kleber	1-1	34.3	0-2	.000	0-2	.000	0-0	.000	1	4	5/5.0	2	2-0	0	2	0	0	0.0
N. Melli	1-1	32.1	0-7	.000	0-5	.000	0-0	.000	1	6	7/7.0	1	4-2	1	1	1	0	0.0
TEAM	37-15	720.0	120-268	.448	44-117	.376	32-44	.727	22	98	120/40.0	64	57-61	12	28	13	316	105.3

2020-21 UTAH STATISTICS VS. DALLAS

PLAYER	GP-GS	MIN	FG-ATT	FG%	3FG-ATT	3FG%	FT-FTA	FT%	OFF	DEF	TOT/AVG	AST	PF-D	STL	TO	BLK	PTS	AVG
M. Conley	3-3	93.6	21-45	.467	13-28	.464	12-12	1.000	4	5	9/3.0	22	6-10	6	3	0	67	22.3
J. Clarkson	3-0	85.2	22-50	.440	10-32	.313	11-11	1.000	3	14	17/5.7	1	6-8	2	6	1	65	21.7
R. Gobert	3-3	97.2	22-33	.667	0-0	.000	16-22	.727	13	34	47/15.7	3	8-16	3	7	7	60	20.0
B. Bogdanovic	3-3	102.2	20-38	.526	8-15	.533	6-9	.667	1	6	7/2.3	3	4-5	0	2	0	54	18.0
J. Ingles	3-2	82.9	12-24	.500	10-17	.588	0-0	.000	1	9	10/3.3	15	10-3	1	8	0	34	11.3
D. Mitchell	1-1	35.0	6-23	.261	0-8	.000	4-6	.667	0	5	5/5.0	4	2-4	0	0	0	16	16.0
R. O'Neale	3-3	103.2	3-19	.158	1-13	.077	8-8	1.000	5	17	22/7.3	8	8-8	3	2	4	15	5.0
J. Morgan	2-0	31.4	5-10	.500	2-6	.333	0-1	.000	3	5	8/4.0	2	8-2	3	1	0	12	6.0
G. Niang	3-0	42.6	4-16	.250	3-11	.273	0-0	.000	3	7	10/3.3	1	3-0	0	2	2	11	3.7
J. Brantley	2-0	4.3	1-2	.500	1-1	1.000	0-0	.000	0	1	1/0.5	0	1-0	0	0	0	3	1.5
D. Favors	1-0	13.7	1-4	.250	0-0	.000	0-0	.000	5	2	7/7.0	1	1-1	0	0	1	2	2.0
U. Azubuike	2-0	4.3	0-0	.000	0-0	.000	0-0	.000	0	2	2/1.0	0	1-0	0	0	1	0	0.0
S. Harrison	2-0	3.3	0-1	.000	0-1	.000	0-0	.000	0	0	0/0.0	0	1-0	0	0	0	0	0.0
M. Oni	2-0	21.3	0-1	.000	0-1	.000	0-0	.000	4	5	9/4.5	1	2-0	0	1	0	0	0.0
TEAM	33-15	720.0	117-266	.440	48-133	.361	57-69	.826	42	112	154/51.3	61	61-57	18	32	16	339	113.0





DATE	SITE	W/L	SCORE	DATE	SITE	W/L	SCORE	DATE	SITE	W/L	SCORE	DATE	SITE	W/L	SCORE	DATE	SITE	W/L	SCORE
10/28/80	DAL	L	96-104	10/31/86	DAL	W	103-77	4/12/93	UTH	L	95-107	1/19/02	DAL	W	108-103	1/19/12	UTA	W	94-91
10/31/80	UTH	L	122-144	11/1/86	UTH	L	103-104	11/15/93	UTH	L	86-102	4/8/02	UTA	W	105-96	1/27/12	DAL	W	116-101
12/23/80	DAL	L	96-101	11/23/86	DAL	W	118-107	11/13/93	DAL	L	100-101	4/16/02	DAL	L	96-87	3/3/12	DAL	W	102-96
1/8/81	UTH	L	97-99	12/1/86	UTH	L	99-103	1/3/94	UTH	L	85-115	12/23/02	DAL	L	81-93	4/16/12	UTA	L	121-123***
3/18/81	DAL	L	113-120	4/4/87	DAL	W	121-107	3/5/94	DAL	L	90-103	2/3/03	UTA	W	92-90	10/31/12	UTA	L	94-113
3/21/81	DAL	W	105-95	4/8/87	UTH	L	90-103	4/7/94	UTH	L	82-99	3/8/03	DAL	W	101-77	1/7/13	UTA	L	94-100
10/30/81	UTH	L	89-105	11/6/87	DAL	W	95-93	12/3/94	DAL	L	87-112	4/11/03	UTA	L	92-95	3/24/13	DAL	W	113-108
12/2/81	UTH	L	103-114	11/11/87	UTH	L	92-121	1/9/95	UTH	L	90-106	11/1/03	DAL	W	127-102	11/22/13	DAL	W	103-93
12/8/81	DAL	W	128-103	2/9/88	DAL	W	124-93	1/23/95	UTH	L	111-116	1/5/04	UTA	L	94-108	2/7/14	DAL	W	103-81
1/23/82	DAL	W	122-110	2/10/88	UTH	L	80-93	2/4/95	DAL	W	119-98	1/28/04	UTA	L	88-91	3/12/14	UTA	W	108-101
4/6/82	UTH	L	114-129	3/16/88	UTH	L	105-120	3/8/95	UTH	L	87-114	4/8/04	DAL	W	117-94	4/8/14	UTA	W	95-83
4/7/82	DAL	W	123-109	4/8/88	DAL	W	118-95	3/25/95	DAL	W	117-110	12/4/04	DAL	W	109-86	10/30/14	DAL	W	120-102
10/30/82	DAL	L	123-128	11/26/88	DAL	W	113-93	1/2/96	DAL	L	92-102	2/23/05	UTA	W	101-83	11/7/14	UTA	W	105-82
1/15/83	UTH	L	105-107	12/9/88	UTH	W	97-89	2/8/96	DAL	W	136-133**	4/9/05	DAL	W	88-81	2/11/15	DAL	W	87-82
1/22/83	DAL	W	126-88	1/31/89	DAL	L	84-89	2/15/96	UTH	L	103-106	11/2/05	UTA	L	82-93	4/13/15	UTA	L	92-109
3/11/83	UTH	L	110-119	2/9/89	UTH	W	94-87	3/25/96	UTH	L	86-103	1/28/06	DAL	W	103-89	11/20/15	DAL	W	102-93
3/30/83	UTH	L	103-117	4/4/89	UTH	L	80-95	1/16/96	DAL	L	87-88	3/11/06	UTA	W	90-87	2/9/16	DAL	L	119-121*
4/13/83	DAL	W	106-99	4/21/89	DAL	W	91-89	2/1/97	DAL	W	100-97	4/16/06	UTA	L	111-95	4/11/16	UTA	W	101-92
1/11/84	DAL	W	117-102	12/7/89	UTH	L	97-107	2/15/97	UTA	L	84-89	12/11/06	UTA	L	79-101	11/2/16	UTA	L	81-97
1/20/84	DAL	L	113-120	1/13/90	DAL	L	99-109	3/5/97	UTA	L	65-96	1/9/07	UTA	W	108-105	12/16/16	UTA	L	100-103
1/24/84	UTH	W	123-115	2/2/90	UTH	L	92-105	11/15/97	DAL	L	77-85	4/13/07	DAL	L	89-104	1/20/17	DAL	L	107-121*
2/25/84	UTH	W	97-95	4/17/90	DAL	W	97-96	12/12/97	UTA	L	66-68	12/8/07	DAL	W	125-117	2/9/17	DAL	W	112-105*
3/17/84	UTH	L	103-118	11/24/90	DAL	L	74-85	1/30/98	UTA	L	94-104	12/26/07	UTA	L	90-99	10/30/17	UTA	L	89-104
4/7/84	DAL	W	109-100	12/27/90	UTH	L	102-110	3/27/98	DAL	L	90-99	3/3/08	UTA	L	110-116	2/24/18	UTA	L	90-97
11/12/84	UTH	L	97-123	1/11/91	DAL	L	99-110	2/9/99	DAL	L	79-90	4/10/08	DAL	W	97-94	3/22/18	DAL	L	112-119
12/22/84	UTH	W	113-96	4/5/91	DAL	L	87-93	2/26/99	UTA	L	65-80	12/26/08	UTA	L	88-97	10/28/18	DAL	L	104-113
12/29/84	DAL	L	97-99	4/10/91	UTH	L	91-97	3/5/99	UTA	L	95-106	1/17/09	DAL	W	115-108	11/7/18	UTA	L	102-117
2/11/85	DAL	L	109-121	11/23/91	DAL	W	121-109*	12/8/99	UTA	L	79-85	2/5/09	UTA	L	87-115	11/14/18	DAL	W	118-68
2/26/85	DAL	L	96-103	1/4/92	UTH	L	78-113	1/6/00	DAL	L	92-105	4/8/09	DAL	W	130-101	2/23/19	UTA	L	109-125
3/27/85	UTH	L	101-116	2/1/92	DAL	L	90-104	2/24/00	DAL	L	85-92	11/3/09	DAL	W	96-85	1/25/20	UTA	L	107-112
11/13/85	UTH	W	115-100	2/19/92	UTH	L	98-118	3/27/00	UTA	W	113-105	1/9/10	UTA	L	93-111	2/10/20	DAL	L	119-123
1/4/86	DAL	W	119-106	4/9/92	UTH	L	90-113	1/14/00	DAL	L	106-112	2/1/10	UTA	L	92-104	8/10/20	UTA	W	122-114
1/17/86	UTH	L	112-139	1/17/92	DAL	L	106-122	1/12/00	UTA	W	107-98	12/3/10	UTA	W	93-81	12/27/21	UTA	L	104-116
2/2/86	DAL	W	100-97	12/1/92	UTH	L	101-116	3/26/01	UTA	W	98-90	12/11/10	DAL	W	103-97	1/29/21	UTA	L	101-120
3/15/86	DAL	W	108-98	1/9/93	DAL	L	102-126	4/7/01	DAL	L	103-116	2/23/11	DAL	W	118-99	4/5/21	DAL	W	111-103
3/20/86	UTH	W	114-107	3/15/93	DAL	L	96-109	12/10/01	UTA	L	98-107	3/26/11	UTA	W	94-77	--	--	--	--

* overtime † neutral location

2021-22 VS MAVERICKS

Dec. 25 at Utah
Feb. 25 at Utah
Mar. 7 at Dallas
Mar. 27 at Dallas

2020-21 SEASON

52-20 (.722)
in Northwest

PLAYOFFS

Defeated Memphis, 4-1
Lost to LA Clippers, 4-2

2020-21 REGULAR SEASON INDIVIDUAL BESTS

Points	31	Luka Dončić vs. UTA 4/5/21
Rebounds	9	Luka Dončić vs. UTA 4/5/21, Kristaps Porzingis @ UTA 1/29/21
Assists	8	Luka Dončić vs. UTA 4/5/21

2020-21 REGULAR SEASON JAZZ BESTS

Points	32	Bojan Bogdanović @ UTA 1/29/21
Rebounds	20	Rudy Gobert @ UTA 1/27/21
Assists	9	Mike Conley @ UTA 1/29/21

2020-21 REGULAR SEASON TEAM

Biggest Win	8	vs. UTA 4/5/21
Biggest Loss	19	@ UTA 1/29/21

SERIES INFORMATION & NOTES

Overall series Utah leads 104-75

Home games vs. Jazz Dallas leads 52-36

Road games at Jazz Utah leads 68-22

Neutral site games Dallas 1-0

Current series streak Dallas won last game

in Dallas Dallas won last game

in Utah Utah won last two

DALLAS

Last home win 111-103 (4/5/21)

Last road win 122-114 (8/10/20)

Largest margin of victory 50 (118-68, 11/14/18)

High point total 136 (2OT) (2/8/86)

Low point total 65 (twice)

UTAH

Last home win 120-101 (1/29/21)

Last road win 123-119 (2/10/20)

Largest margin of victory 35 (113-78, 1/4/92)

High point total 144 (10/31/80)

Low point total 68 (twice)

Series scoring record vs. Utah

Josh Howard (47 on 12/8/07)

Series scoring record vs. Dallas

Adrian Dantley (50 on 10/31/80)

Utah has taken 15 of the last 21 meetings, after Dallas won 15 of the previous 18...the Jazz beat the Mavericks twice in a row at home on 1/27/21 and 1/29/21 to extend their win streak to 11 games, the longest win streak by any team in 2020-21...the Mavericks committed a franchise-low three turnovers at Utah (2/23/19)...Dallas also recorded 25 assists in that game, marking its highest assist/turnover ratio (8.33) in a game in team history...the Mavericks beat the Jazz by 50 (118-68) at American Airlines Center on 11/14/18, handing the Jazz its worst loss since moving to Utah in 1979...Dallas held Utah to just 22 points in the second half on 11/14/18 (outscored Utah 60-22 after intermission), marking the fewest points the Mavericks have allowed in any half in club history...Dirk Nowitzki passed Kevin Garnett (50,418) for third place on the NBA's all-time regular season minutes played list against Utah (3/22/18)...the Mavericks overcame a 21-point third quarter deficit to beat the Jazz 112-105 in overtime on 2/9/17...Nowitzki passed Oscar Robertson (26,710) for 10th place on the NBA's all-time scoring list with a 19-foot jumper at the 11:46 mark of the fourth quarter at Utah on 4/8/14 (the basket gave him 26,711 career points)...Dallas shot 94.1% (16-17 FG) from the field in the first quarter at Utah (4/8/14), which set a franchise record for the highest FG% in a period...the longest game in Mavericks history was a triple-overtime loss to the Jazz at Utah (4/16/12)...the game lasted 3:16 and Dallas fell 123-121 despite a 40-point effort from Nowitzki...Dallas swept a four-game series with Utah for the first time in franchise history in 2010-11...Shawn Marion scored his 15,000th point at Utah (3/26/11)...on 12/8/07, Josh Howard set a career high and Dallas series high by scoring 47 points, besting Mark Aguirre's 41-point game on 1/11/84...the Mavericks snapped a 25-game losing streak at Utah with a 113-105 victory on 3/27/00.





WASHINGTON WIZARDS



Chairman & CEO Ted Leonsis
 General Manager Tommy Sheppard
 Head Coach Wes Unseld Jr.
 Assistant Coaches Pat Delany, Joseph Blair, Mike Miller, Zach Guthrie, Ryan Richman
 Director of Athletic Performance Adam Petway
 Senior Performance Therapist Dr. Powell Bernhardt
 Home Court Capital One Arena (20,362)
 Radio THE TEAM (980. FM)/WFED (1500 AM); Dave Johnson, Glen Consor
 TV NBC Sports Washington; Justin Kutcher, Drew Gooden, Chris Miller

WASHINGTON PR STAFF

Vice President of Communications
 Scott Hall (shall@monumentalsports.com)

Director of Basketball Communications
 Daren Jenkins (djenkins@monumentalsports.com)

Communications Manager
 Matt Quinn (mquinn@monumentalsports.com)

Communications Manager
 Kara Swirsky (kswirsky@monumentalsports.com)

2020-21 SEASON SERIES RESULTS

Apr. 3 @ Washington
 May. 1 vs. Dallas

Dallas, 109-87
 Dallas, 125-124

2020-21 REGULAR SEASON VS. WIZARDS			2019-20 REGULAR SEASON VS. WIZARDS			SERIES HISTORY VS. WIZARDS				
DATE	SITE	TIME/RESULT	DATE	SITE	RESULT	ALL-TIME	STREAKS	LAST WIN	LAST LOSS	
4/3/21	Washington	W, 109-87	10/23/19	Dallas	W, 108-100	Overall	46-33	Won 2	May. 1	Feb. 7
5/1/21	Dallas	W, 125-124	2/7/20	Washington	L, 118-119	Home	24-16	Won 5	May. 1	Dec. 12
						Road	22-17	Won 1	Apr. 3	Feb. 7

2020-21 DALLAS STATISTICS VS. WASHINGTON

PLAYER	GP-GS	MIN	FG-ATT	FG%	3FG-ATT	3FG%	FT-FTA	FT%	OFF	DEF	TOT/AVG	AST	PF-D	STL	TO	BLK	PTS	AVG
L. Dončić	2-2	71.6	24-47	.511	2-14	.143	7-15	.467	3	17	20/10.0	26	7-11	1	5	1	57	28.5
D. Finney-Smith	2-2	77.8	12-20	.600	9-15	.600	0-0	.000	2	7	9/4.5	4	3-2	2	3	1	33	16.5
T. Hardaway Jr.	2-1	57.4	13-31	.419	5-12	.417	1-1	1.000	0	7	7/3.5	4	5-3	2	2	0	32	16.0
J. Brunson	2-0	44.8	8-17	.471	1-4	.250	6-6	1.000	0	0	0/0.0	5	9-7	2	2	0	23	11.5
M. Kleber	1-1	27.1	5-9	.556	5-9	.556	2-2	1.000	0	1	1/1.0	1	2-1	0	1	1	17	17.0
D. Powell	2-1	42.9	4-10	.400	1-1	1.000	7-8	.875	5	5	10/5.0	2	7-6	0	0	1	16	8.0
B. Marjanović	1-1	24.0	5-11	.455	0-1	.000	5-6	.833	4	8	12/12.0	0	3-3	0	0	1	15	15.0
N. Melli	2-1	38.8	5-5	1.000	2-2	1.000	1-3	.333	2	6	8/4.0	3	4-4	0	0	0	13	6.5
T. Burke	2-0	21.7	4-8	.500	1-3	.333	1-2	.500	0	0	0/0.0	0	1-1	0	0	0	10	5.0
J. Richardson	1-1	23.3	3-11	.273	1-5	.200	1-1	1.000	0	0	0/0.0	2	0-1	2	4	1	8	8.0
W. Cauley-Stein	1-0	26.8	3-5	.600	0-1	.000	0-0	.000	3	9	12/12.0	0	4-1	2	1	2	6	6.0
J. Green	1-0	20.6	1-3	.333	0-1	.000	2-2	1.000	2	5	7/7.0	1	2-4	2	0	0	4	4.0
T. Bey	1-0	1.7	0-0	.000	0-0	.000	0-0	.000	0	0	0/0.0	0	0-0	0	0	0	0	0.0
N. Hinton	1-0	1.7	0-0	.000	0-0	.000	0-0	.000	0	0	0/0.0	0	0-0	0	0	0	0	0.0
TEAM	21-10	480.0	87-177	.492	27-68	.397	33-46	.717	21	65	86/43.0	48	47-44	13	18	8	234	117.0

2020-21 WASHINGTON STATISTICS VS. DALLAS

PLAYER	GP-GS	MIN	FG-ATT	FG%	3FG-ATT	3FG%	FT-FTA	FT%	OFF	DEF	TOT/AVG	AST	PF-D	STL	TO	BLK	PTS	AVG
R. Westbrook	2-2	77.6	28-54	.519	3-9	.333	9-13	.692	4	20	24/12.0	14	6-12	3	6	0	68	34.0
B. Beal	1-1	36.7	9-20	.450	1-5	.200	10-11	.909	1	3	4/4.0	3	4-8	2	3	0	29	29.0
R. Neto	2-1	61.0	10-20	.500	1-5	.200	3-4	.750	3	10	13/6.5	6	4-7	0	1	0	24	12.0
R. Lopez	2-0	49.9	10-12	.833	0-0	.000	3-3	1.000	3	5	8/4.0	0	2-3	1	4	1	23	11.5
R. Hachimura	1-1	28.6	7-11	.636	1-2	.500	3-5	.600	1	1	2/2.0	0	3-3	0	2	0	18	18.0
D. Bertans	2-1	45.7	5-14	.357	4-13	.308	2-3	.667	0	5	5/2.5	1	4-3	0	1	1	16	8.0
I. Smith	2-0	46.6	4-14	.286	1-1	1.000	2-2	1.000	1	5	6/3.0	4	7-2	1	3	0	11	5.5
D. Avdija	1-1	39.4	4-11	.364	0-4	.000	1-1	1.000	1	7	8/8.0	1	3-4	0	0	0	9	9.0
D. Gafford	1-0	25.1	4-5	.800	0-0	.000	1-2	.500	5	2	7/7.0	0	2-1	0	0	2	9	9.0
C. Hutchison	2-0	27.2	1-7	.143	0-0	.000	0-0	.000	2	5	7/3.5	0	3-2	1	3	0	2	1.0
C. Winston	1-0	2.6	0-0	.000	0-0	.000	2-2	1.000	0	0	0/0.0	0	0-1	0	0	0	2	2.0
A. Gill	1-0	2.6	0-1	.000	0-1	.000	0-0	.000	0	0	0/0.0	0	1-0	0	0	0	0	0.0
A. Len	2-2	18.2	0-4	.000	0-0	.000	0-0	.000	2	4	6/3.0	2	3-1	1	1	2	0	0.0
G. Mathews	1-1	18.8	0-4	.000	0-4	.000	0-0	.000	0	0	0/0.0	0	2-0	0	0	0	0	0.0
TEAM	21-10	480.0	82-177	.463	11-44	.250	36-46	.783	23	67	90/45.0	31	44-47	9	24	6	211	105.5





DATE	SITE	W/L	SCORE	DATE	SITE	W/L	SCORE	DATE	SITE	W/L	SCORE	DATE	SITE	W/L	SCORE	DATE	SITE	W/L	SCORE
11/6/80	WAS	L	95-116	2/25/89	DAL	W	127-93	3/18/97	DAL	L	85-86	2/15/06	DAL	W	103-97	1/1/14	WAS	W	87-78
11/10/81	DAL	L	94-106	3/4/89	WAS	L	105-119	3/29/97	WAS	L	87-94	3/17/06	WAS	W	104-94	11/19/14	WAS	W	105-102
12/15/81	WAS	W	107-102	12/16/89	WAS	L	108-112	12/26/97	DAL	L	95-97	11/21/06	DAL	W	107-80	12/30/14	DAL	W	114-87
2/10/82	DAL	L	102-119	1/23/90	DAL	W	129-105	2/28/98	WAS	W	103-77	12/4/06	WAS	L	97-106	12/6/15	WAS	W	116-104
12/4/82	DAL	L	105-115	1/26/91	WAS	W	99-96	1/19/00	WAS	W	104-86	11/26/07	DAL	L	98-110	12/12/15	DAL	L	111-114
1/4/83	WAS	L	84-92	2/15/91	DAL	W	121-96	3/25/00	DAL	L	86-93	1/21/08	WAS	L	84-102	1/3/17	DAL	W	113-105
12/7/83	DAL	L	112-114	12/20/91	DAL	L	99-107	1/6/01	WAS	W	103-85	12/21/08	WAS	W	97-86	3/15/17	WAS	W	112-107
4/1/84	WAS	L	98-102	3/5/92	WAS	L	109-119	2/17/01	DAL	W	112-105	3/7/09	DAL	W	119-103	11/7/17	WAS	W	113-99
1/24/85	WAS	L	92-93	2/10/93	DAL	L	102-110	12/8/01	DAL	L	95-102	10/27/09	DAL	L	91-102	1/22/18	DAL	W	98-75
2/22/85	DAL	W	110-101	3/24/93	WAS	W	101-98	3/31/02	WAS	W	110-103	1/20/10	WAS	W	94-93	11/6/18	DAL	W	119-100
11/26/85	DAL	W	112-99	1/27/94	WAS	L	95-98	12/23/02	DAL	W	92-86	1/31/11	DAL	W	102-92	3/6/19	WAS	L	123-132
3/26/86	WAS	L	112-120	2/10/94	DAL	W	87-77	2/23/03	WAS	W	106-101*	2/26/11	WAS	W	105-99	10/23/19	DAL	W	108-100
1/27/87	DAL	L	113-118	12/8/94	DAL	L	121-124*	11/5/03	WAS	L	90-100	3/13/12	DAL	W	107-98	2/7/20	WAS	L	118-119
3/28/87	WAS	W	114-107	2/21/95	WAS	W	102-97	12/2/03	DAL	W	97-72	11/14/12	DAL	W	107-101	4/3/21	WAS	W	109-87
2/17/88	DAL	W	123-108	12/9/95	DAL	L	94-103	11/14/04	WAS	W	122-113	1/1/13	WAS	W	103-94	5/1/21	DAL	W	125-124
4/1/88	WAS	L	103-118	1/4/96	WAS	L	100-112	1/18/05	DAL	W	137-120	11/12/13	DAL	W	105-95	--	--	--	--

* overtime

2021-22 VS MAVERICKS

Nov. 27 at Dallas
Apr. 1 at Washington

2020-21 SEASON

34-38 (.472)
in Southeast

PLAYOFFS

Lost to Philadelphia, 4-1

2020-21 REGULAR SEASON INDIVIDUAL BESTS			2020-21 REGULAR SEASON WIZARDS BESTS			2020-21 REGULAR SEASON TEAM		
Points	31	Luka Dončić vs. WAS 5/1/21	Points	42	Russell Westbrook vs. WAS 5/1/21	Biggest Win	22	@ WAS 4/3/21
Rebounds	12	Luka Dončić vs. WAS 5/1/21, Willie Cauley-Stein vs. WAS 5/1/21, Boban Marjanović @ WAS 4/3/21	Rebounds	14	Russell Westbrook @ WAS 4/3/21			** No Biggest Loss **
Assists	20	Luka Dončić vs. WAS 5/1/21	Assists	9	Russell Westbrook vs. WAS 5/1/21			

SERIES INFORMATION & NOTES

Overall series Dallas leads 46-33**Home games vs. Wizards** Dallas leads 24-16**Road games at Wizards** Dallas leads 22-17**Current series streak** Dallas won last two**in Dallas** Dallas won last five**in Washington** Dallas won last game

DALLAS

Last home win 125-124 (5/1/21)**Last road win** 109-87 (4/3/21)**Largest margin of victory** 34 (127-93, 2/25/89)**High point total** 137 (1/18/05)**Low point total** 84 (twice)

WASHINGTON

Last home win 119-118 (2/7/20)**Last road win** 114-111 (12/12/15)**Largest margin of victory** 21 (116-95, 11/6/80)**High point total** 132 (3/6/19)**Low point total** 72 (12/2/03)**Series scoring record vs. Washington**

Jamal Mashburn (45 on 12/8/94)

Mark Aguirre (45 on 2/22/85)

Series scoring record vs. Dallas

Russell Westbrook (31 on 5/1/21)

The Mavericks have taken 19-of-22 and 34 of the last 44 meetings...Luka Dončić registered 31 points, 12 rebounds, a career-high 20 assists and just 1 turnover in 39 minutes in Dallas' 125-124 win over Washington on 5/1/21, joining Oscar Robertson, Magic Johnson and Russell Westbrook as the only players in NBA history to record a 30-point, 20-assist triple-double while becoming the youngest ever (22 years, 62 days) to accomplish the feat...Dončić's 20 assists tied Jason Kidd's franchise record for the most in a regulation-length game (20 vs. PHX 4/5/09) Dallas won nine straight road games against Washington from 2008-09 to 2018-19, tying its longest ever road win streak against any franchise...Dirk Nowitzki became the third player in NBA history to surpass 51,000 career regular season minutes at Washington (3/6/19)...Wesley Matthews made a career-high and franchise-record-tying 10 3-pointers en route to scoring a career-high-tying 36 points at Washington (12/6/15)...Washington was held to a series-low 72 points in a 97-72 Mavericks victory on 12/2/03...Fat Lever had a Mavericks record nine steals in the 2/10/94 win in Dallas.





2021-22 NBA G LEAGUE DIRECTORY



Agua Caliente Clippers of Ontario

9680 Haven Ave. #120; Rancho Cucamonga, CA 91730
Tel: (909) 406-9090
Arena: Toyota Arena
Media Relations Contact: Cooper Dzierzanowski (cdzierzanowski@clippers.com)
NBA Affiliation: LA Clippers

Austin Spurs

1717 Scottsdale Drive, Suite 155, Cedar Park, TX 78641
Tel: (512) 236-8333
Arena: H-E-B Center at Cedar Park
Media Relations Contact: Amanda Janczak (ajanczak@spurs.com);
NBA Affiliation: San Antonio

Birmingham Squadron

950 22nd St. N, Suite 925, Birmingham, AL 35203
Tel: (205) 719-0850
Arena: Legacy Arena
Media Relations Contact: Joseph Hooven (joseph.hooven@pelicans.com)
NBA Affiliation: New Orleans

Capital City Go-Go

1100 Oak Drive SE, Washington, DC 20032
Tel: (202) 318-5278
Arena: Entertainment & Sports Arena in Congress Heights
Media Relations Contact: Matt Quinn (mquinn@monumentalsports.com)
NBA Affiliation: Washington

Canton Charge

1 Center Ct. Cleveland, OH, 44115
Tel: (216) 420-2730
Arena: Cleveland State University Wolstein Center
Media Relations Contact: Sean Wyatt (swyatt@cavs.com)
NBA Affiliation: Cleveland

College Park Skyhawks

101 Marietta St. NW Suite 1100; Atlanta, GA 30303
Tel: (404) 878-3800
Arena: Gateway Center Arena at College Park
Media Relations Contact: Jerome Schwich (jerome.schwich@cpskyhawks.com)
NBA Affiliate: Atlanta

Delaware Blue Coats

401 Garasches Lane, Wilmington, DE 19801
Tel: (302) 504-7587
Arena: Chase Fieldhouse
Media Relations Contact: Alex Yoh (alex.yoh@76ers.com)
NBA Affiliation: Philadelphia

Fort Wayne Mad Ants

921 East Dupont Road Suite 228, Fort Wayne, Indiana 46825
Tel: (260) 702-9551
Arena: Allen County War Memorial Coliseum
Media Relations Contact: Dan Vance (dvance@ftwaynemadants.com)
NBA Affiliation: Indiana

NBA G League Ignite

2675 Mitchell Drive Walnut Creek, CA 94598
Arena: Ultimate Fieldhouse
Media Relations Contact: Mara Rudolph (mrudolph@nba.com)
NBA Affiliation: None

Grand Rapids Gold

62 Commerce Ave SW Suite 201, Grand Rapids, MI, 49503
Tel: (616) 350-4881
Arena: DeltaPlex Arena
Media Relations Contact: Gwen Vryhof Bultema (gbultema@nbagran-drapsids.com)
NBA Affiliation: Denver

Greensboro Swarm

2411 B West Gate City Blvd.; Greensboro, NC 27403
Tel: (336) 907-3600
Arena: Fieldhouse at the Greensboro Coliseum Complex
Media Relations Contact: Justin Trujillo (jtrujillo@goswarm.com)
NBA Affiliation: Charlotte

Iowa Wolves

730 3rd Street; Des Moines, Iowa 50309
Tel: (515) 564-8550
Arena: Wells Fargo Arena
Media Relations Contact: Randi Burrell (randi.burrell@iawolves.com)
NBA Affiliation: Minnesota

Lakeland Magic

701 West Lime Street; Lakeland, FL 33815
Tel: (863) 825-3258
Arena: RP Funding Center
Media Relations Contact: Owen Fasolas (ofasolas@lakelandmagic.com);
NBA Affiliation: Orlando

Long Island Nets

1255 Hempstead Turnpike, Uniondale, New York 11553
Tel: (516) 654-8199
Arena: Nassau Coliseum
Media Relations Contact: Patricia Douglas (pdouglas@bseglobal.net)
NBA Affiliation: Brooklyn

Maine Celtics

550 Forest Avenue; Portland, ME 04012
Tel: (207) 210-6655
Arena: Portland Exposition Building
Media Relations Contact: Evans Boston (eboston@maineceltics.com)
NBA Affiliation: Boston

Memphis Hustle

191 Beale Street; Memphis, TN 38103
Tel: (901) 205-1234
Arena: Landers Center
Media Relations Contact: Corey Moore (CMoore@grizzlies.com)
NBA Affiliation: Memphis

Mexico City Capitanes

Paseo del Pedregal 610. Jardines del Pedregal, Alvaro Obregon 01900 CDMX Mexico
Tel: +52 55 65414 6100
Arena: Gimnasio Juan de la Barrera Arena
Media Relations Contact: Adriana Barrón (abarron@capitanes.mx)
NBA Affiliation: None

Motor City Cruise

6201 Amsterdam St. Detroit, MI 48202
Tel: (313) 747-8667
Arena: Wayne State Arena
Media Relations Contact: Dylan Daniel (ddaniel@pistons.com)
NBA Affiliation: Detroit

Oklahoma City Blue

208 Thunder Drive; Oklahoma City, OK 73102
Tel: (405) 208-4800
Arena: Paycom Center
Media Relations Contact: Heather Ward (hward@okcthunder.com)
NBA Affiliation: Oklahoma City

Raptors 905

5600 Rose Cherry Place; Mississauga, ON L4Z4B6
Tel: (416) 815-5600
Arena: Paramount Fine Foods Centre
Media Relations Contact: Safia Hersi (shersi@raptors905.com)
NBA Affiliation: Toronto

Rio Grande Valley Vipers

4900 S. I-69; Edinburg, Texas, 78539
Tel: (956) 369-8959
Arena: Bert Ogden Arena
Media Relations Contact: Amairani Ramirez (aramirez@rgvfc.com)
NBA Affiliation: Houston

Salt Lake City Stars

1420 S 500 W; Salt Lake City, UT 84115
Tel: (801) 325-7827
Arena: Lifetime Activities Center – Bruin Arena
Media Relations Derek Ahrensbrak (derek.ahrensbrak@slcstars.com)
NBA Affiliation: Utah

Santa Cruz Warriors

903 Pacific Avenue, Suite 101; Santa Cruz, CA 95060
Tel: (831) 731-4400
Arena: Kaiser Permanente Arena
Media Relations Contact: Shannon Stabler (sstabler@santacruzbasketball.com)
NBA Affiliation: Golden State

Sioux Falls Skyforce

2131 South Minnesota Ave; Sioux Falls, SD 57105
Tel: (605) 332-0605
Arena: Sanford Pentagon
Media Relations Contact: Matt Dykstra (mdykstra@skyforceonline.com)
NBA Affiliation: Miami

South Bay Lakers

2275 E. Mariposa Ave.; El Segundo, CA 90245
Tel: (310) 426-6000
Arena: UCLA Health Training Center
Media Relations Contact: Noah Camarena (ncamarena@la-lakers.com)
NBA Affiliation: LA Lakers

Stockton Kings

400 E. Main, Suite 760, 95202; Stockton, CA
Tel: (888) 564-7209
Arena: Stockton Arena
Media Relations Contact: Rahsaan Gethers (rgethers@kings.com)
NBA Affiliation: Sacramento

Texas Legends

2601 Avenue of the Stars, Suite 300; Frisco, TX 75034
Tel: (214) 469-0822
Arena: Comerica Center
Media Relations Contact: Britney Wynn (bwnynn@texlegends.com)
NBA Affiliation: Dallas

Westchester Knicks

Address TBA
Tel: TBA
Arena: TBA
Media Relations Contact: Ajah Hawley-Alexander (ajah.hawley-alexander@msgsports.com)
NBA Affiliation: New York

Windy City Bulls

5333 Prairie Stone Parkway; Hoffman Estates, IL 60192
Tel: (847) 396-7070
Arena: NOW Arena
Media Relations Contact: Kyle Brown (kylebrown@bulls.com)
NBA Affiliation: Chicago

Wisconsin Herd

549 High Avenue; Oshkosh, WI 54901
Tel: (920) 233-4374
Arena: Oshkosh Arena
Media Relations Contact: Eric Kohlbeck (ekohlbeck@bucks.com)
NBA Affiliation: Milwaukee





DALLAS MAVERICKS

HISTORY

TEAM ROSTERS 1980-2020
ROSTER BY NUMBERS
COLLEGIATE BREAKDOWN
YEARLY STATISTICS
YEARLY ROSTERS
MAVERICKS OF THE PAST
DRAFT RECAPS
ALL-TIME TRANSACTIONS
NBA LEADERS
HONOR ROLL
YEARLY LEADERS
MAVS LISTS





2019-20

ROSTER: JOSE JUAN BAREA, RYAN BROEKHOFF, JALEN BRUNSON, TREY BURKE, WILLIE CAULEY-STEIN, ANTONIUS CLEVELAND SETH CURRY, LUKA DONCIC, DORIAN FINNEY-SMITH, TIM HARDAWAY JR., JUSTIN JACKSON, MICHAEL KIDD-GILCHRIST, MAXI KLEBER, COURTNEY LEE, BOBAN MARJANOVIC, KRISTAPS PORZINGIS, DWIGHT POWELL, JOSH REAVES, DELON WRIGHT

COACHES: RICK CARLISLE, STEPHEN SILAS, JAMAHL MOSLEY, MIKE WEINAR, DARRELL ARMSTRONG, JENNY BOUCEK, GOD SHAMMGOD, PETER PATTON, MIKE SHEDD

SEASON NOTEBOOK: WON 43, LOST 32 (SECOND, SOUTHWEST)...THE MAVERICKS POSTED THE HIGHEST OFFENSIVE RATING IN NBA HISTORY (115.9) AND SET A FRANCHISE RECORD FOR MOST 40-POINT WINS IN A SEASON (3)...THEY REACHED THE POSTSEASON FOR THE FIRST TIME SINCE 2016 AND EARNED THE NO. 7 SEED IN THE WESTERN CONFERENCE, WHERE THEY LOST TO THE SECOND-SEEDED L.A. CLIPPERS IN THE FIRST ROUND...RICK CARLISLE RECORDED HIS 500TH WIN WITH THE FRANCHISE IN A 123-100 VICTORY OVER ATLANTA (2/1/20), BECOMING THE 13TH HEAD COACH IN NBA HISTORY TO WIN AT LEAST 500 GAMES WITH A SINGLE FRANCHISE...LUKA DONČIĆ (21 YEARS, 168 DAYS) BECAME THE YOUNGEST PLAYER IN NBA HISTORY TO LEAD THE LEAGUE OUTRIGHT IN TRIPLE-DOUBLES...DONČIĆ STARTED FOR TEAM LEBRON AT THE 2020 NBA ALL-STAR GAME IN CHICAGO, BECOMING THE YOUNGEST EUROPEAN-BORN STARTER EVER (20 YEARS, 353 DAYS)...THE SECOND-YEAR GUARD ALSO GARNERED FIRST TEAM ALL-NBA HONORS, BECOMING THE FIRST PLAYER NAMED TO THE ALL-NBA FIRST TEAM IN EITHER HIS FIRST OR SECOND SEASON SINCE TIM DUNCAN IN 1998-99.

	G	GS	MIN	FG	FGA	PCT	3FG	3FGA	PCT	FT	FTA	PCT	OFF	DEF	TOT	AST	PF	DQ	STL	TO	BLK	PTS	AVG
Dončić	61	61	2,047	581	1,255	.463	171	541	.316	426	562	.758	78	495	573	538	153	456	62	260	14	1,759	28.8
Porzingis	57	57	1,814	398	932	.427	142	403	.352	226	283	.799	100	440	540	102	185	222	41	92	115	1,164	20.4
Hardaway Jr.	71	58	2,091	384	884	.434	204	513	.398	149	182	.819	25	207	232	137	125	162	41	69	5	1,121	15.8
Curry	64	25	1,576	284	574	.495	145	321	.452	80	97	.825	27	118	145	124	113	75	38	62	9	793	12.4
Finney-Smith	71	68	2,120	243	522	.466	114	303	.376	78	108	.722	145	260	405	114	178	90	45	69	39	678	9.5
Kleber	74	21	1,890	237	514	.461	119	319	.373	79	93	.849	112	276	388	88	176	96	25	58	83	672	9.1
Wright	73	5	1,570	190	411	.462	47	127	.370	77	100	.770	70	210	280	244	93	94	85	73	22	504	6.9
Brunson	57	16	1,022	181	388	.466	43	120	.358	61	75	.813	22	112	134	188	74	118	22	66	4	466	8.2
Powell	40	37	1,061	146	229	.638	10	39	.256	74	111	.667	75	152	227	59	102	116	34	36	22	376	9.4
Jackson	65	3	1,045	135	341	.396	48	163	.294	42	50	.840	27	127	154	52	69	45	15	14	10	360	5.5
Marjanović	42	5	422	121	211	.573	4	17	.235	43	57	.754	66	131	197	20	56	51	8	30	10	289	6.9
Barea	29	6	450	85	207	.411	32	85	.376	20	22	.909	10	43	53	112	27	41	5	38	2	222	7.7
Lee	24	9	345	40	82	.488	21	47	.447	6	7	.857	7	25	32	12	33	5	18	11	6	107	4.5
Burke	8	1	191	35	82	.427	16	37	.432	10	11	.909	1	14	15	30	12	10	9	9	1	96	12.0
Broekhoff	17	1	180	22	59	.373	20	51	.392	7	8	.875	5	38	43	11	15	4	5	6	4	71	4.2
Cauley-Stein	13	2	157	31	45	.689	0	1	.000	5	9	.556	13	47	60	10	19	9	4	5	11	67	5.2
Kidd-Gilchrist	13	0	121	4	13	.308	0	3	.000	4	5	.800	5	27	32	4	19	3	2	9	3	12	0.9
Cleveland	10	0	46	4	14	.286	0	3	.000	3	5	.600	2	5	7	1	8	3	1	2	3	11	1.1
Reaves	4	0	28	3	9	.333	0	2	.000	2	2	1.000	1	2	3	3	5	1	0	0	0	8	2.0
MAVERICKS	75		18,175	3,124	6,772	.461	1,136	3,095	.367	1,392	1,787	.779	791	2,729	3,520	1,849	1,462	1,601	460	909	363	8,776	117.0
OPPONENTS	75		18,175	3,143	6,868	.458	919	2,615	.351	1,200	1,578	.760	782	2,625	3,407	1,794	1,601	1,462	525	850	311	8,405	112.1





2019-20 SEASON STATISTICS & RESULTS

DATE	OPPONENT	W/L	SCORE	HOME RECORD	ROAD TOTAL RECORD	DALLAS HI SCORER	PT	DALLAS REBR	RB	DALLAS HI ASSISTS	AST	OPPONENT HI SCORER	PT	ATTEND	
10/23/19	WIZARDS	W	108-100	1-0	0-0	1-0	DONČIĆ	34	DONČIĆ	9	DONČIĆ/WRIGHT/BRUNSON 3	BEAL	19	19,816	
10/25/19	AT PELICANS	W	123-116	1-0	1-0	2-0	DONČIĆ	25	KLEBER/DONČIĆ	10	DONČIĆ	INGRAM	25	17,027	
10/27/19	TRAIL BLAZERS	L	119-121	1-1	1-0	2-1	PORZINGIS	32	DONČIĆ	12	DONČIĆ	MCCOLLUM	35	19,707	
10/29/19	AT NUGGETS	W	109-106	1-1	2-0	3-1	HARDAWAY JR./KLEBER	14	PORZINGIS	14	BRUNSON	MILLSAP	23	16,605	
11/1/19	LAKERS	L	110-119	1-2	2-0	3-2	DONČIĆ	31	DONČIĆ	13	DONČIĆ	JAMES	39	20,358	
11/3/19	AT CAVALIERS	W	131-111	1-2	3-0	4-2	DONČIĆ	29	DONČIĆ	14	DONČIĆ	LOVE	29	18,078	
11/6/19	MAGIC	W	107-106	2-2	3-0	5-2	DONČIĆ	27	PORZINGIS/POWELL	8	DONČIĆ	GORDON	23	19,487	
11/8/19	KNICKS	L	102-106	2-3	3-0	5-3	DONČIĆ	38	DONČIĆ	14	DONČIĆ	MORRIS SR.	29	20,257	
11/9/19	AT GRIZZLIES	W	138-122	2-3	4-0	6-3	DONČIĆ	24	DONČIĆ	14	DONČIĆ	JACKSON JR.	23	15,753	
11/11/19	AT CELTICS	L	106-116	2-3	4-1	6-4	DONČIĆ	34	KLEBER	8	DONČIĆ	WALKER	29	18,624	
11/14/19	AT KNICKS	L	103-106	2-3	4-2	6-5	DONČIĆ	33	PORZINGIS	11	DONČIĆ	MORRIS SR.	20	19,812	
11/16/19	RAPTORS	W	110-102	3-3	4-2	7-5	DONČIĆ	26	PORZINGIS/DONČIĆ	15	DONČIĆ	POWELL	26	19,926	
11/18/19	SPURS	W	117-110	4-3	4-2	8-5	DONČIĆ	42	DONČIĆ	11	DONČIĆ	DEROZAN	36	19,637	
11/20/19	WARRIORS	W	142-94	5-3	4-2	9-5	DONČIĆ	35	PORZINGIS/DONČIĆ	10	DONČIĆ	PASCHALL	22	19,569	
11/22/19	CAVALIERS	W	143-101	6-3	4-2	10-5	DONČIĆ	30	PORZINGIS/DONČIĆ	7	DONČIĆ	GARLAND	23	19,639	
11/24/19	AT ROCKETS	W	137-123	6-3	5-2	11-5	DONČIĆ	41	PORZINGIS	13	DONČIĆ	HARDEN	32	18,055	
11/26/19	CLIPPERS	L	99-114	6-4	5-2	11-6	DONČIĆ	22	PORZINGIS	10	DONČIĆ	LEONARD	28	20,407	
11/29/19	AT SUNS	W	120-113	6-4	6-2	12-6	DONČIĆ	42	PORZINGIS	13	DONČIĆ	OURBRE JR.	22	18,055	
12/1/19	AT LAKERS	W	114-100	6-4	7-2	13-6	DONČIĆ	27	KLEBER/POWELL/DONČIĆ	9	DONČIĆ	DAVIS	27	18,997	
12/3/19	AT PELICANS	W	118-97	6-4	8-2	14-6	DONČIĆ	33	DONČIĆ	18	BAREA	INGRAM	24	14,664	
12/4/19	TIMBERWOLVES	W	121-114	7-4	8-2	15-6	POWELL	24	DONČIĆ	7	DONČIĆ	WIGGINS/TOWNS	26	19,671	
12/7/19	PELICANS	W	130-84	8-4	8-2	16-6	DONČIĆ	26	MARJANOVIĆ	16	DONČIĆ	REDICK	15	19,456	
12/8/19	KINGS	L	106-110	8-5	8-2	16-7	HARDAWAY JR.	29	FINNEY-SMITH/PORZINGIS	8	DONČIĆ	BJELICA	30	19,566	
12/12/19	AT PISTONS	W	122-111	8-5	9-2	17-7	DONČIĆ	41	DONČIĆ	12	DONČIĆ	DRUMMOND	23	20,064	
12/14/19	HEAT	L	118-122	8-6	9-2	17-8	HARDAWAY JR.	28	PORZINGIS	14	BRUNSON	BUTLER	27	20,333	
12/16/19	AT BUCKS	W	120-116	8-6	10-2	18-8	PORZINGIS/CURRY	26	PORZINGIS	12	BRUNSON	ANETOKOUNMPO	48	17,727	
12/18/19	CELTICS	L	103-109	8-7	10-2	18-9	PORZINGIS	23	PORZINGIS	13	BRUNSON	WALKER	32	20,181	
12/20/19	AT 76ERS	W	117-98	8-7	11-2	19-9	HARDAWAY JR.	27	PORZINGIS	18	BRUNSON	EMBIID	33	20,778	
12/22/19	AT RAPTORS	L	107-110	8-7	11-3	19-10	BRUNSON	21	PORZINGIS	12	BRUNSON	LOWRY	32	19,800	
12/26/19	SPURS	W	102-98	9-7	11-3	20-10	DONČIĆ	24	KLEBER	12	DONČIĆ	DEROZAN	21	20,427	
12/28/19	AT WARRIORS	W	141-121	9-7	12-3	21-10	DONČIĆ	31	DONČIĆ	12	DONČIĆ	RUSSELL	35	18,064	
12/29/19	AT LAKERS	L	95-108	9-7	12-4	21-11	DONČIĆ	19	POWELL	11	DONČIĆ	DAVIS	23	18,997	
12/31/19	AT THUNDER	L	101-106	9-7	12-5	21-12	DONČIĆ	35	KLEBER	14	DONČIĆ	GALLINARI/SCHRÖDER	20	18,203	
1/2/20	NETS	W	123-111	10-7	12-5	22-12	DONČIĆ	31	DONČIĆ	13	DONČIĆ	DINWIDDIE	19	20,289	
1/4/20	HORNETS	L	120-123	10-8	12-5	22-13	DONČIĆ	39	DONČIĆ	12	DONČIĆ	ROZIER	29	20,327	
1/6/20	BULLS	W	118-110	11-8	12-5	23-13	DONČIĆ	38	DONČIĆ	11	DONČIĆ	MARKKANEN	26	20,238	
1/8/20	NUGGETS	L	106-107	11-9	12-5	23-14	DONČIĆ	27	DONČIĆ	9	DONČIĆ	JOKIC	33	20,314	
1/10/20	LAKERS	L	114-129	11-10	12-5	23-15	DONČIĆ	25	MARJANOVIĆ/DONČIĆ	10	DONČIĆ	JAMES	35	20,542	
1/11/20	76ERS	W	109-91	12-10	12-5	24-15	POWELL/DONČIĆ	19	POWELL	12	DONČIĆ	HARRIS	20	20,244	
1/14/20	AT WARRIORS	W	124-97	12-10	13-5	25-15	POWELL	21	MARJANOVIĆ	11	BRUNSON	POOLE	17	18,064	
1/15/20	AT KINGS	W	127-123	12-10	14-5	26-15	DONČIĆ	25	DONČIĆ	15	DONČIĆ	FOX	27	17,029	
1/17/20	TRAIL BLAZERS	W	120-112	13-10	14-5	27-15	DONČIĆ	35	DONČIĆ	8	DONČIĆ	LILLARD	34	20,283	
1/21/20	CLIPPERS	L	107-110	13-11	14-5	27-16	DONČIĆ	36	DONČIĆ	10	DONČIĆ	LEONARD	36	19,783	
1/23/20	AT TRAIL BLAZERS	W	133-125	13-11	15-5	28-16	DONČIĆ	27	FINNEY-SMITH	10	DONČIĆ	LILLARD	47	19,574	
1/25/20	AT JAZZ	L	107-112	13-11	15-6	28-17	DONČIĆ	25	FINNEY-SMITH	10	DONČIĆ	MITCHELL	25	18,306	
1/27/20	AT THUNDER	W	107-97	13-11	16-6	29-17	DONČIĆ	29	WRIGHT	12	DONČIĆ	SCHRÖDER	21	18,203	
1/28/20	SUNS	L	104-133	13-12	16-6	29-18	DONČIĆ	21	DONČIĆ	6	BAREA	BOOKER	32	20,216	
1/31/20	AT ROCKETS	L	121-128	13-12	16-7	29-19	PORZINGIS	35	PORZINGIS	12	BAREA	HARDEN	35	18,055	
2/1/20	HAWKS	W	123-100	14-12	16-7	30-19	BRUNSON	27	CAULEY-STEIN	10	BRUNSON	COLLINS	26	20,328	
2/3/20	AT PACERS	W	112-103	14-12	17-7	31-19	PORZINGIS	38	PORZINGIS	12	HARDAWAY JR.	SABONIS	26	15,086	
2/5/20	GRIZZLIES	L	107-121	14-13	17-7	31-20	PORZINGIS	32	PORZINGIS	12	BRUNSON	MORANT	21	20,069	
2/7/20	AT WIZARDS	L	118-119	14-13	17-8	31-21	CURRY	20	PORZINGIS	9	HARDAWAY JR.	BEAL	29	20,476	
2/8/20	AT HORNETS	W	116-100	14-13	18-8	32-21	CURRY	26	CAULEY-STEIN	10	WRIGHT	GRAHAM	26	19,370	
2/10/20	JAZZ	L	119-123	14-14	18-8	32-22	HARDAWAY JR.	33	PORZINGIS/FINNEY-SMITH	5	BRUNSON/BAREA	6	CLARKSON	25	19,793
2/12/20	KINGS	W	130-111	15-14	18-8	33-22	DONČIĆ	33	PORZINGIS	13	DONČIĆ	HIELD	22	19,842	
2/21/20	AT MAGIC	W	122-106	15-14	19-8	34-22	DONČIĆ	33	PORZINGIS/DONČIĆ	10	DONČIĆ	8	FOURNIER	28	18,846
2/22/20	AT HAWKS	L	107-111	15-14	19-9	34-23	HARDAWAY JR.	33	JACKSON/KLEBER	8	BAREA/HARDAWAY JR./CURRY	5	COLLINS	35	17,050
2/24/20	TIMBERWOLVES	W	139-123	16-14	19-9	35-23	HARDAWAY JR.	23	DONČIĆ/PORZINGIS	9	BAREA	8	RUSSELL	29	19,936
2/26/20	AT SPURS	W	109-103	16-14	20-9	36-23	PORZINGIS	28	PORZINGIS	12	DONČIĆ	14	DEROZAN	27	18,354
2/28/20	AT HEAT	L	118-126	16-14	20-10	36-24	CURRY	37	PORZINGIS	13	DONČIĆ	10	BUTLER	26	19,704
3/1/20	AT TIMBERWOLVES	W	111-91	16-14	21-10	37-24	PORZINGIS	38	PORZINGIS	13	BAREA	7	RUSSELL	16	18,058
3/2/20	AT BULLS	L	107-109	16-14	21-11	37-25	HARDAWAY JR.	26	MARJANOVIĆ	12	DONČIĆ	9	WHITE	19	18,407
3/4/20	PELICANS	W	127-123	17-14	21-11	38-25	PORZINGIS	34	DONČIĆ	17	DONČIĆ	10	INGRAM	27	20,459
3/6/20	GRIZZLIES	W	121-96	18-14	21-11	39-25	PORZINGIS	26	PORZINGIS	11	DONČIĆ	6	JACKSON	16	20,370
3/8/20	PACERS	L	109-112	18-15	21-11	39-26	DONČIĆ	36	DONČIĆ	10	DONČIĆ	8	SABONIS	20	20,324
3/10/20	AT SPURS	L	109-119	18-15	21-12	39-27	DONČIĆ	38	PORZINGIS	12	DONČIĆ	8	ALDRIDGE	24	18,354
3/11/20	NUGGETS	W	113-97	19-15	21-12	40-27	MARJANOVIĆ	31	MARJANOVIĆ	17	DONČIĆ	9	MURRAY	25	20,302
7/31/20	ROCKETS	L	149-153	19-16	21-12	40-28	PORZINGIS	39	PORZINGIS	16	DONČIĆ	10	HARDEN	49	0
8/2/20	AT SUNS	L	115-117	19-16	21-13	40-29	DONČIĆ	40	HARDAWAY JR./FINNEY-SMITH	10	DONČIĆ	11	BOOKER	30	0
8/4/20	AT KINGS	W	114-110	19-16	22-13	41-29	DONČIĆ	34	DONČIĆ	20	DONČIĆ	12	FOX	28	0
8/6/20	CLIPPERS	L	111-126	19-17	22-13	41-30	PORZINGIS	30	PORZINGIS	9	DONČIĆ	6	LEONARD	29	0
8/8/20	BUCKS	W	136-132	20-17	22-13	42-30	DONČIĆ	36	DONČIĆ	14	DONČIĆ	19	ANETOKOUNMPO/LOPEZ	34	0
8/10/20	AT JAZZ	W	122-114	20-17	23-13	43-30	HARDAWAY JR.	27	MARJANOVIĆ	9	BAREA	8	CLARKSON	18	0
8/11/20	TRAIL BLAZERS	L	131-134	20-18	23-13	43-31	PORZINGIS	36	DONČIĆ	8	DONČIĆ	10	LILLARD	61	0
8/13/20	AT SUNS	L	102-128	20-18	23-14	43-32	MARJANOVIĆ/DONČIĆ	18	MARJANOVIĆ	20	BAREA/WRIGHT	4	BOOKER	27	0





2018-19

BOTTOM ROW L-R COURTNEY LEE, TERY BURKE, JALEN BRUNSON, DEVIN HARRIS, CYNTHIA MARSHALL, JOSE JUAN BAREA, LUKA DONCIC, RYAN BROEKHOFF, DARYL MACON, TIM HARDAWAY JR. **MIDDLE ROW L-R** KRISTAPS PORZINGIS, DORIAN FINNEY-SMITH, DWIGHT POWELL, MAXI KLEBER, DIRK NOWITZKI, SALAH MEJRI, KOSTAS ANTETOKOUNMPO, JUSTIN JACKSON **TOP ROW L-R** PETER PATTON, GOD SHAMMGOD, MIKE SHEDD, LARRY SHYATT, STEPHEN SILAS, RICK CARLISLE, JAMAHL MOSLEY, MIKE WEINAR, DARRELL ARMSTRONG, JENNY BOUCEK

SEASON NOTEBOOK: The Dallas Mavericks finished 33-49 (.402) in 2018-19, missing the playoffs for the third straight year (after they reached the postseason 15 times in a 16-year span from 2001 to 2016). Dirk Nowitzki played his 21st and final season with the Mavericks, becoming the only player in NBA history to play 21 years with a single team. Nowitzki, who made his 14th All-Star appearance in 2019 (he was named as a special roster addition by NBA Commissioner Adam Silver), finished his career ranked sixth on the league's all-time scoring list with 31,560 points. Luka Dončić took the league by storm in his first NBA season, averaging a team-high 21.2 points, 7.8 rebounds and a team-high 6.0 assists per game in 72 games (all starts) en route to earning 2018-19 Kia NBA Rookie of the Year honors. Dončić, who joined Jason Kidd as the only Mavericks ever garner the Rookie of the Year award (Kidd shared the honor with Detroit's Grant Hill in 1994-95), also became just the second rookie in NBA history (along with Oscar Robertson) to average at least 20 points, 7 rebounds and 6 assists per game.

	G	GS	MIN	FG	FGA	PCT	3FG	3FGA	PCT	FT	FTA	PCT	OFF	DEF	TOT	AST	PF	DQ	STL	TO	BLK	PTS	AVG
Doncic	72	72	2318	506	1186	.427	168	514	.327	346	485	.713	86	477	563	429	137	0	77	247	25	1526	21.2
Hardaway (TOT)	65	63	2057	390	993	.393	162	477	.340	232	276	.841	33	189	222	159	141	1	54	105	8	1174	18.1
Hardaway (DAL)	19	17	558	108	267	.404	45	140	.321	33	43	.767	7	54	61	37	35	0	12	24	2	294	15.5
Barnes	49	49	1584	290	717	.404	121	311	.389	165	198	.833	36	171	207	62	79	0	33	68	11	866	17.7
Matthews	44	44	1312	194	469	.414	100	263	.380	87	110	.791	20	82	102	100	102	0	33	58	12	575	13.1
Smith	32	32	908	157	357	.440	43	125	.344	57	82	.695	18	79	97	138	82	0	40	100	11	414	12.9
Jordan	50	50	1554	208	323	.644	0	0	---	135	198	.682	161	525	686	99	125	1	33	111	53	551	11.0
Barea	38	0	752	161	385	.418	38	128	.297	55	78	.705	13	82	95	211	50	0	22	72	1	415	10.9
Burke (TOT)	58	8	1124	236	548	.431	56	159	.352	103	124	.831	28	71	99	159	58	0	33	49	7	631	10.9
Burke (DAL)	25	1	436	88	190	.463	26	73	.356	41	49	.837	13	24	37	65	25	0	12	20	2	243	9.7
Powell	77	22	1662	290	486	.597	39	127	.307	196	254	.772	140	271	411	112	201	3	44	67	50	815	10.6
Brunson	73	38	1591	264	565	.467	63	181	.348	87	120	.725	25	144	169	230	127	0	37	88	4	678	9.3
Finney-Smith	81	26	1985	228	528	.432	79	254	.311	73	103	.709	138	251	389	95	186	1	69	74	36	608	7.5
Nowitzki	51	20	795	135	376	.359	64	205	.312	39	50	.780	5	153	158	35	76	0	9	18	18	373	7.3
Jackson (TOT)	81	14	1613	217	485	.447	87	245	.355	62	79	.785	44	168	212	96	99	0	32	29	14	583	7.2
Jackson (DAL)	29	11	531	92	190	.484	32	86	.372	21	29	.724	19	47	66	28	32	0	9	7	1	237	8.2
Kleber	71	18	1502	175	386	.453	77	218	.353	58	74	.784	90	239	329	70	143	0	36	54	78	485	6.8
Harris	68	2	1071	132	347	.380	62	200	.310	102	134	.761	12	100	112	122	133	0	35	56	16	428	6.3
Lee (TOT)	34	6	428	53	129	.411	16	55	.291	14	21	.667	9	45	54	37	32	0	21	14	3	136	4.0
Lee (DAL)	22	4	268	32	82	.390	11	39	.282	5	7	.714	3	24	27	21	19	0	13	9	1	80	3.6
Broekhoff	42	0	453	57	126	.452	38	93	.409	15	19	.789	8	55	63	22	35	0	6	16	4	167	4.0
Mejri	36	4	399	55	112	.491	11	34	.324	20	32	.625	36	95	131	35	55	0	10	21	26	141	3.9
Macon	8	0	90	10	27	.370	5	11	.455	4	7	.571	2	10	12	7	8	0	1	6	0	29	3.6
Antetokounmpo	2	0	11	0	3	.000	0	0	---	2	4	.500	0	1	1	0	0	0	2	1	0	2	1.0
Spalding	1	0	1	0	0	---	0	0	---	0	0	---	0	0	0	0	0	0	0	0	0	0	0.0
MAVERICKS	82	-	19780	3182	7122	.447	1022	3002	.340	1541	2076	.742	832	2884	3716	1918	1650	5	533	1167	351	8927	108.9
OPPONENTS	82	-	19780	3357	7315	.459	918	2667	.344	1400	1802	.777	836	2840	3676	2011	1905	13	643	1065	368	9032	110.1





2018-19 SEASON STATISTICS & RESULTS

DATE	OPPONENT	W/L	SCORE	DAL-OPP	HOME RECORD	ROAD TOTAL RECORD	DALLAS HI SCORER	PT	DALLAS HI REBR	RB	DALLAS HI ASSISTIS	AST	OPPONENT HI SCORER	PT	ATTEND
OCT 17	@ PHOENIX	L	100-121	0-0	0-1	0-1	POWELL	16	JORDAN	12	BAREA	10	BOOKER	35	18,055
OCT 20	MINNESOTA	W	140-136	1-0	0-1	1-1	DONCIC	26	JORDAN	10	BAREA	11	TOWNS	31	20,205
OCT 22	CHICAGO	W	115-109	2-0	0-1	2-1	MATTHEWS	20	JORDAN	16	DONCIC	6	LAVINE	34	19,291
OCT 24	@ ATLANTA	L	104-111	2-0	0-2	2-2	MATTHEWS	23	JORDAN	16	BAREA	9	BAZEMORE	32	16,705
OCT 26	@ TORONTO	L	107-116	2-0	0-3	2-3	DONCIC	22	JORDAN	15	JORDAN	5	LEONARD	21	19,800
OCT 28	UTAH	L	104-113	2-1	0-3	2-4	SMITH	27	JORDAN	19	JORDAN	9	GOBERT	23	19,571
OCT 29	@ SAN ANTONIO	L	108-113(OT)	2-1	0-4	2-5	DONCIC	31	JORDAN	19	DONCIC	4	DEROZAN	34	18,354
OCT 31	@ L.A. LAKERS	L	113-114	2-1	0-5	2-6	MATTHEWS	21	JORDAN	12	BAREA	10	JAMES	29	18,997
NOV 2	NEW YORK	L	106-118	2-2	0-5	2-7	SMITH	23	JORDAN	10	DONCIC/BAREA	6	TRIER	23	20,008
NOV 6	WASHINGTON	W	119-100	3-2	0-5	3-7	DONCIC	23	BARNES	13	BAREA	8	WALL	24	19,234
NOV 7	@ UTAH	L	102-117	3-2	0-6	3-8	DONCIC	24	JORDAN	12	MATTHEWS	4	MITCHELL	23	18,306
NOV 10	OKLAHOMA CITY	W	111-96	4-2	0-6	4-8	DONCIC	22	JORDAN	9	DONCIC	8	GEORGE	20	19,818
NOV 12	@ CHICAGO	W	103-98	4-2	1-6	5-8	BARNES	23	JORDAN	16	BAREA	5	LAVINE	26	19,012
NOV 14	UTAH	W	118-68	5-2	1-6	6-8	BARNES	19	JORDAN	10	BAREA	5	RUBIO	11	19,371
NOV 17	GOLDEN STATE	W	112-109	6-2	1-6	7-8	DONCIC	24	JORDAN	10	SMITH	6	DURANT	32	20,260
NOV 19	@ MEMPHIS	L	88-98	6-2	1-7	7-9	SMITH	19	JORDAN	20	SMITH	5	CONLEY	28	15,997
NOV 21	BROOKLYN	W	119-113	7-2	1-7	8-9	BARNES	28	JORDAN	14	BAREA	7	CRABBE	27	19,926
NOV 24	BOSTON	W	113-104	8-2	1-7	9-9	BAREA/BARNES	20	JORDAN	13	DONCIC/BAREA	8	TATUM	21	20,226
NOV 28	@ HOUSTON	W	128-108	8-2	2-7	10-9	HARRIS/DONCIC	20	JORDAN	7	BAREA	12	HARDEN	25	18,055
NOV 30	@ L.A. LAKERS	L	103-114	8-2	2-8	10-10	BARNES	29	JORDAN	12	DONCIC	5	JAMES	28	18,997
DEC 2	L.A. CLIPPERS	W	114-110	9-2	2-8	11-10	BARNES	30	JORDAN	23	SMITH	5	HARRELL	23	19,551
DEC 4	PORTLAND	W	111-102	10-2	2-8	12-10	DONCIC	21	JORDAN	16	SMITH	9	LILLARD	33	19,341
DEC 5	@ NEW ORLEANS	L	106-132	10-2	2-9	12-11	BARNES	16	POWELL	10	BRUNSON	7	DAVIS/RANDLE	27	14,810
DEC 8	HOUSTON	W	107-104	11-2	2-9	13-11	MATTHEWS	21	JORDAN	20	BAREA	4	HARDEN	35	20,254
DEC 10	ORLANDO	W	101-76	12-2	2-9	14-11	BARNES	19	DONCIC	11	DONCIC	9	SIMMONS	18	19,334
DEC 12	ATLANTA	W	114-107	13-2	2-9	15-11	BARNES	25	JORDAN	11	DONCIC	6	YOUNG	24	19,643
DEC 13	@ PHOENIX	L	89-99	13-2	2-10	15-12	BARNES	15	JORDAN	15	DONCIC	6	WARREN	30	13,265
DEC 16	SACRAMENTO	L	113-120	13-3	2-10	15-13	DONCIC	28	JORDAN	23	DONCIC	9	HIELD/FOX	28	19,935
DEC 18	@ DENVER	L	118-126	13-3	2-11	15-14	BARNES	30	JORDAN	12	DONCIC	12	JOKIC	32	15,764
DEC 20	@ L.A. CLIPPER	L	121-125	13-3	2-12	15-15	DONCIC	32	JORDAN	22	BAREA	8	GALLINARI	32	17,528
DEC 22	@ GOLDEN STATE	L	116-120	13-3	2-13	15-16	MATTHEWS	25	JORDAN	23	BAREA	6	DURANT	29	19,596
DEC 23	@ PORTLAND	L	118-121(OT)	13-3	2-14	15-17	BARNES	27	DONCIC	11	BAREA	8	LILLARD	33	19,707
DEC 26	NEW ORLEANS	W	122-119	14-3	2-14	16-17	DONCIC	21	JORDAN	12	DONCIC	10	DAVIS	32	20,340
DEC 28	@ NEW ORLEANS	L	112-114	14-3	2-15	16-18	DONCIC	34	JORDAN	15	KLEBER/BAREA	4	DAVIS	48	18,364
DEC 30	OKLAHOMA CITY	W	105-103	15-3	2-15	17-18	DONCIC	25	JORDAN	17	BAREA	10	GEORGE	36	20,380
DEC 31	@ OKLAHOMA CIT	L	102-122	15-3	2-16	17-19	BARNES	25	JORDAN	10	BAREA	8	WESTBROOK	32	18,203
JAN 2	@ CHARLOTTE	W	122-84	15-3	3-16	18-19	SMITH/DONCIC	18	JORDAN	13	SMITH	7	WALKER	11	16,955
JAN 4	@ BOSTON	L	93-114	15-3	3-17	18-20	BARNES	20	JORDAN	15	DONCIC	4	BROWN	21	18,624
JAN 5	@ PHILADELPHIA	L	100-106	15-3	3-18	18-21	MATTHEWS	18	BRUNSON	11	BRUNSON	8	EMBIID	25	20,656
JAN 7	L.A. LAKERS	L	97-107	15-4	3-18	18-22	DONCIC	27	JORDAN	19	BAREA	3	B. INGRAM	29	20,354
JAN 9	PHOENIX	W	104-94	16-4	3-18	19-22	DONCIC	30	KLEBER	9	MATTHEWS	5	WARREN	20	19,596
JAN 11	@ MINNESOTA	W	119-115	16-4	4-18	20-22	DONCIC	29	JORDAN	15	DONCIC	12	TOWNS	30	18,978
JAN 13	GOLDEN STATE	L	114-119	16-5	4-18	20-23	DONCIC	26	JORDAN	14	MATTHEWS	5	CURRY	48	20,340
JAN 16	SAN ANTONIO	L	101-105	16-6	4-18	20-24	DONCIC	25	JORDAN	9	DONCIC	8	BELINELLI	17	20,214
JAN 19	@ INDIANA	L	99-111	16-6	4-19	20-25	BARNES	20	JORDAN	16	DONCIC	6	EVANS	19	17,508
JAN 21	@ MILWAUKEE	L	106-116	16-6	4-20	20-26	DONCIC	18	JORDAN	15	DONCIC	10	ANETOKOUNMPO	31	17,963
JAN 22	L.A. CLIPPERS	W	106-98	17-6	4-20	21-26	BARNES	20	JORDAN	16	DONCIC	6	BEVERLEY	16	19,466
JAN 25	DETROIT	W	106-101	18-6	4-20	22-26	DONCIC	32	JORDAN	11	DONCIC	8	GRIFFIN	35	20,327
JAN 27	TORONTO	L	120-123	18-7	4-20	22-27	DONCIC	35	DONCIC	12	DONCIC	10	LEONARD	33	20,308
JAN 30	@ NEW YORK	W	114-90	18-7	5-20	23-27	BARNES	19	SMITH	10	SMITH	15	KNOX	17	18,842
JAN 31	@ DETROIT	L	89-93	18-7	5-21	23-28	BARNES	27	MEJRI	9	BRUNSON	6	GRIFFIN	24	14,075
FEB 2	@ CLEVELAND	W	111-98	18-7	6-21	24-28	DONCIC	35	DONCIC	11	DONCIC	6	CLARKSON	19	19,432
FEB 6	CHARLOTTE	W	99-93	19-7	6-21	25-28	DONCIC	19	POWELL	12	DONCIC	11	WALKER	30	19,606
FEB 8	MILWAUKEE	L	107-122	19-8	6-21	25-29	DONCIC	20	POWELL	8	BURKE	5	ANETOKOUNMPO	29	20,420
FEB 10	PORTLAND	W	102-101	20-8	6-21	26-29	DONCIC	28	DONCIC	9	BRUNSON	7	LILLARD	30	20,340
FEB 11	@ HOUSTON	L	104-120	20-8	6-22	26-30	DONCIC	21	DONCIC	10	DONCIC	8	HARDEN	31	18,055
FEB 13	MIAMI	L	101-112	20-9	6-22	26-31	HARDAWAY	20	DONCIC	12	DONCIC	9	WADE	22	20,364
FEB 22	DENVER	L	104-114	20-10	6-22	26-32	BRUNSON	22	FINNEY-SMITH	9	HARRIS	5	JOKIC	19	20,382
FEB 23	@ UTAH	L	109-125	20-10	6-23	26-33	HARDAWAY	21	BURKE	7	POWELL	5	MITCHELL/RUBIO	25	18,306
FEB 25	@ L.A. CLIPPER	L	112-121	20-10	6-24	26-34	DONCIC	28	DONCIC	10	DONCIC	10	HARRELL	32	19,068
FEB 27	INDIANA	W	110-101	21-10	6-24	27-34	DONCIC	26	DONCIC	10	DONCIC	7	BOGDANOVIC	22	19,978
MAR 2	MEMPHIS	L	81-111	21-11	6-24	27-35	DONCIC	22	POWELL	8	POWELL	4	VALANCIUNAS	20	20,233
MAR 4	@ BROOKLYN	L	88-127	21-11	6-25	27-36	POWELL	20	DONCIC	6	POWELL	6	CARROLL	22	17,064
MAR 6	@ WASHINGTON	L	123-132	21-11	6-26	27-37	DONCIC	31	DONCIC	11	BRUNSON	8	BEAL	30	16,867
MAR 8	@ ORLANDO	L	106-111	21-11	6-27	27-38	DONCIC	24	DONCIC	8	BRUNSON	9	ROSS	22	19,196
MAR 10	HOUSTON	L	93-94	21-12	6-27	27-39	DONCIC	19	DONCIC	15	DONCIC	9	GORDON	26	20,423
MAR 12	SAN ANTONIO	L	105-112	21-13	6-27	27-40	BRUNSON	34	FINNEY-SMITH	7	DONCIC	7	DEROZAN	33	20,366
MAR 14	@ DENVER	L	99-100	21-13	6-28	27-41	DONCIC	24	KLEBER/DONCIC	11	DONCIC	9	MILLSAP	33	19,520
MAR 16	CLEVELAND	W	121-116	22-13	6-28	28-41	HARDAWAY	22	KLEBER	12	HARRIS	9	SEXTON	28	20,347
MAR 18	NEW ORLEANS	L	125-129(OT)	22-14	6-28	28-42	DONCIC	29	DONCIC	13	DONCIC	10	RANDLE	30	20,276
MAR 20	@ PORTLAND	L	118-126	22-14	6-29	28-43	DONCIC	24	POWELL	9	DONCIC	6	LILLARD	33	19,803
MAR 21	@ SACRAMENTO	L	100-116	22-14	6-30	28-44	JACKSON	19	DONCIC	10	POWELL	5	HIELD	29	17,583
MAR 23	@ GOLDEN STATE	W	126-91	22-14	7-30	29-44	DONCIC	23	DONCIC	11	DONCIC	10	DURANT	25	19,596
MAR 26	SACRAMENTO	L	121-125	22-15	7-30	29-45	DONCIC	28	POWELL	13	DONCIC	12	FOX	23	20,168
MAR 28	@ MIAMI	L	99-105	22-15	7-31	29-46	DONCIC	19	KLEBER	10	DONCIC	7	DRAGIC	23	19,851
MAR 31	@ OKLAHOMA CITY	W	106-103	22-15	8-31	30-46	BURKE	25	NOWITZKI	13	BURKE	8	GEORGE	27	18,203
APR 1	PHILADELPHIA	W	122-102	23-15	8-31	31-46	JACKSON	24	MEJRI	14	BRUNSON	7	REDICK	26	19,645
APR 3	MINNESOTA	L	108-110	23-16	8-31	31-47	DONCIC	27	DONCIC	12	DONCIC	6	TOWNS	28	19,576
APR 5	MEMPHIS	L	112-122	23-17	8-31	31-48	LEE	21	NOWITZKI	7	LEE	7	WRIGHT	26	20,111
APR 7	@ MEMPHIS	W	129-127(OT)	23-17	9-31	32-48	BURKE	24	FINNEY-SMITH	12	BRUNSON	10	HOLIDAY	30	16,744
APR 9	PHOENIX	W	120-109	24-17	9-31	33-48	NOWITZKI	30	DONCIC	16	DONCIC	11	CRAWFORD	51	21,041
APR 10	@ SAN ANTONIO	L	94-105	24-17	9-32	33-49	NOWITZKI	20	POWELL	11	BRUNSON	10	ALDRIDGE	34	18,629





2017-2018

BOTTOM ROW L-R AARON HARRISON, KYLE COLLINSWORTH, DORIAN FINNEY-SMITH, YOGI FERRELL, JOSE JUAN BAREA, DENNIS SMITH JR., SETH CURRY, WESLEY MATTHEWS **MIDDLE ROW L-R** NERLENS NOEL, JOHNATHAN MOTLEY, DWIGHT POWELL, SALAH MEJRI, DIRK NOWITZKI, DOUG MCDERMOTT, MAXI KLEBER, JALEN JONES, HARRISON BARNES **TOP ROW L-R** LARRY SHYATT, DARRELL ARMSTRONG, KALEB CANALES, MELVIN HUNT, RICK CARLISLE, JAMAHL MOSLEY, MIKE WEINAR, MIKE SHEDD

SEASON NOTEBOOK: The Dallas Mavericks finished 24-58 (.293) in 2017-18, missing the playoffs for the second straight year (after they reached the postseason 15 times in a 16-year span from 2001 to 2016). Dirk Nowitzki played in his 20th season with the Mavericks, joining Kobe Bryant (Lakers) as the sole members of the NBA's 20-year, only one team club. The 39-year-old German logged 1,900 minutes in 77 games (all starts) in 2017-18. He moved into third place on the NBA's all-time minutes played list (50,573) and fifth on the league's all-time games played list (1,471). Nowitzki became the sixth player in league history (first international player) to reach the 31,000-point plateau against Oklahoma City on 2/28/18. Rick Carlisle became the 18th coach in NBA history to reach 700 career victories with Dallas' 108-82 win over the L.A. Clippers on 12/2/17. Harrison Barnes averaged a team-high 18.9 points per game in 2017-18, leading Dallas in scoring for the second straight year (19.2 ppg in 2016-17). Dennis Smith Jr. had a fine rookie season, finishing second on the team in both scoring (15.2 ppg) and assists (5.2 apg) while earning NBA All-Rookie Second Team honors.

	G	GS	MIN	FG	FGA	PCT	3FG	3FGA	PCT	FT	FTA	PCT	OFF	DEF	TOT	AST	PF	DQ	STL	TO	BLK	PTS	AVG
Barnes	77	77	2635	537	1208	.445	119	333	.357	259	313	.827	77	391	468	152	94	0	49	118	14	1452	18.9
Smith	69	69	2049	404	1024	.395	106	339	.313	134	193	.694	50	210	260	358	152	1	71	194	18	1048	15.2
Matthews	63	63	2131	283	697	.406	153	402	.381	83	101	.822	28	170	198	172	140	1	76	83	16	802	12.7
Nowitzki	77	77	1900	346	758	.456	138	337	.409	97	108	.898	22	416	438	120	146	0	43	51	45	927	12.0
Barea	69	11	1603	303	690	.439	115	313	.367	80	102	.784	15	186	201	434	83	0	35	143	3	801	11.6
Ferrell	82	21	2281	311	730	.426	134	359	.373	82	103	.796	26	223	249	201	153	0	64	78	9	838	10.2
Motley	11	4	176	40	75	.533	1	6	.167	15	28	.536	14	35	49	7	18	0	3	9	2	96	8.7
Powell	79	24	1672	255	430	.593	28	84	.333	133	185	.719	135	309	444	91	186	1	67	59	32	671	8.5
Harris	44	1	807	118	284	.415	44	125	.352	93	112	.830	9	76	85	85	103	1	33	49	8	373	8.5
McDermott (TOT)	81	4	1768	237	508	.467	92	216	.426	64	81	.790	40	160	200	79	122	0	19	56	16	630	7.8
McDermott (DAL)	26	3	596	86	180	.478	39	79	.494	24	28	.857	7	59	66	29	49	0	9	22	4	235	9.0
Harrison	9	3	233	19	69	.275	9	43	.209	13	17	.765	4	20	24	11	27	0	9	3	2	60	6.7
Finney-Smith	21	13	448	46	121	.380	20	67	.299	11	15	.733	22	53	75	26	43	0	10	21	4	123	5.9
Warney	3	0	27	7	12	.583	0	0	--	3	5	.600	4	5	9	0	2	0	0	1	0	17	5.7
Kleber	72	35	1206	151	309	.489	40	128	.313	44	59	.746	71	163	234	51	114	0	26	30	47	386	5.4
Jones (TOT)	16	0	181	26	68	.382	10	26	.385	12	19	.632	13	25	38	4	22	0	5	7	1	74	4.6
Jones (DAL)	12	0	162	25	64	.391	9	25	.360	10	17	.588	13	22	35	4	20	0	5	7	1	69	5.8
Noel	30	6	472	55	105	.524	0	1	.000	21	28	.750	48	120	168	20	59	1	31	26	22	131	4.4
Mejri	61	1	729	88	137	.642	0	3	.000	38	66	.576	85	161	246	35	121	1	22	39	67	214	3.5
Collinsworth	32	2	480	38	99	.384	4	17	.235	21	40	.525	32	75	107	56	44	0	17	24	9	101	3.2
Clavell	7	0	64	6	18	.333	6	15	.400	2	2	1.000	1	6	7	3	8	0	2	2	0	20	2.9
Withney	10	0	39	6	16	.375	2	10	.200	1	2	.500	1	9	10	0	3	0	0	2	3	15	1.5
Hopson	1	0	8	0	1	.000	0	0	--	1	2	.500	0	0	0	1	0	0	0	1	0	1	1.0
Cleveland	13	0	81	4	14	.286	0	1	.000	2	4	.500	2	8	10	2	11	0	6	2	4	10	0.8
McRoberts	2	0	6	0	1	.000	0	1	.000	0	0	--	0	0	0	0	2	0	0	0	0	0	0.0
MAVERICKS	82	-	19805	3128	7042	.444	967	2688	.360	1167	1530	.763	666	2717	3383	1858	1578	6	578	1007	310	8390	102.3
OPPONENTS	82	-	19805	3219	6870	.469	874	2411	.363	1327	1754	.757	725	3027	3752	1929	1604	2	594	1126	369	8639	105.4





2017-18 SEASON STATISTICS & RESULTS

DATE	H-R	W-L	OPPONENT	SCORE	DAL-OPP	HOME RECORD	ROAD RECORD	TOTAL RECORD	DALLAS HI SCORER	PT	DALLAS HI REBR	RB	DALLAS HI ASSOISTS	AST	OPPONENT HI SCORER	PT	ATTEND
OCT 18	H	L	ATLANTA	111-117	0-1	0-0	0-1		NOEL/SMITH	16	NOEL	11	SMITH	10	SCHRODER	28	19,709
OCT 20	H	L	SACRAMENTO	88-93	0-2	0-0	0-2		BARNES	24	NOWITZKI	9	BAREA	10	HILL	21	19,273
OCT 21	R	L	HOUSTON	91-107	0-2	0-1	0-3		BAREA/FERRELL	19	NOWITZKI	5	FERRELL	6	HARDEN	29	18,055
OCT 23	H	L	GOLDEN STATE	103-133	0-3	0-1	0-4		MATTHEWS	19	NOEL	7	BAREA	8	CURRY	29	19,875
OCT 25	H	W	MEMPHIS	103-94	1-3	0-1	1-4		SMITH	19	BARNES	6	SMITH	5	GASOL	26	19,674
OCT 26	R	L	MEMPHIS	91-96	1-3	0-2	1-5		BARNES	22	BARNES	11	SMITH	9	GASOL	25	15,839
OCT 28	H	L	PHILADELPHIA	110-112	1-4	0-2	1-6		BARNES	25	MATTHEWS	6	SMITH	8	SIMMONS	23	19,567
OCT 30	R	L	UTAH	89-104	1-4	0-3	1-7		NOWITZKI	18	POWELL	10	HARRIS	6	HOOD	25	16,221
NOV 1	R	L	L.A. CLIPPER	98-119	1-4	0-4	1-8		SMITH	18	NOWITZKI	8	MATTHEWS	4	GRIFFIN	20	13,487
NOV 3	H	L	NEW ORLEANS	94-99	1-5	0-4	1-9		BARNES	26	MEJRI	13	BAREA	5	DAVIS	30	19,894
NOV 4	R	L	MINNESOTA	99-112	1-5	0-5	1-10		SMITH	18	SMITH	5	BAREA	6	TOWNS	31	16,837
NOV 7	R	W	WASHINGTON	113-99	1-5	1-5	2-10		BARNES	31	MEJRI	12	SMITH	8	BEAL/WALL	23	14,505
NOV 11	H	L	CLEVELAND	104-111	1-6	1-5	2-11		BARNES	23	BARNES	12	SMITH	7	LOVE	29	20,378
NOV 12	R	L	OKLA CITY	99-112	1-6	1-6	2-12		BARNES	22	BARNES	13	MATTHEWS	4	GEORGE	37	18,203
NOV 14	H	L	SAN ANTONIO	91-97	1-7	1-6	2-13		SMITH	27	BARNES	8	NOWITZKI	6	ALDRIDGE	32	19,535
NOV 17	H	L	MINNESOTA	87-111	1-8	1-6	2-14		BARNES	18	NOWITZKI	7	BAREA	4	BUTLER	21	19,459
NOV 18	H	W	MILWAUKEE	111-79	2-8	1-6	3-14		MATTHEWS	22	POWELL	13	MATTHEWS	8	ANETOKOUM	24	19,949
NOV 20	H	L	BOSTON	102-110(OT)	2-9	1-6	3-15		BARNES	31	NOWITZKI	12	BAREA/SMITH	4	IRVING	47	20,302
NOV 22	R	W	MEMPHIS	95-94	2-9	2-6	4-15		BARNES	22	BARNES	9	BAREA	11	EVANS	18	16,101
NOV 25	H	W	OKLA CITY	97-81	3-9	2-6	5-15		NOWITZKI	19	BARNES	12	BAREA	6	WESTBROOK	28	20,340
NOV 27	R	L	SAN ANTONIO	108-115	3-9	2-7	5-16		MATWS/SMITH	19	BARNES	8	BAREA	6	ALDRIDGE	33	17,918
NOV 29	H	L	BROOKLYN	104-109	3-10	2-7	5-17		BARNES	17	BARNES	8	BAREA/BARNES	6	CARROLL	22	19,327
DEC 2	H	W	L.A. CLIPPERS	108-82	4-10	2-7	6-17		BAREA	21	BARNES	10	BAREA	10	L. WILLIAMS	18	19,245
DEC 4	H	W	DENVER	122-105	5-10	2-7	7-17		BARNES	22	BARNES	10	BAREA	9	BARTON	23	19,419
DEC 6	R	L	BOSTON	90-97	5-10	2-8	7-18		BARNES	19	POWELL	7	BAREA	6	IRVING	23	18,624
DEC 8	R	L	MILWAUKEE	102-109	5-10	2-9	7-19		MATTHEWS	29	BARNES	8	BAREA	6	MIDDLETON	31	15,889
DEC 10	R	L	MINNESOTA	92-97	5-10	2-10	7-20		BARNES	19	POWELL	6	FERRELL	7	TOWNS	28	13,094
DEC 12	H	W	SAN ANTONIO	95-89	6-10	2-10	8-20		BARNES	17	POWELL	12	BAREA	6	ALDRIDGE	23	19,874
DEC 14	R	L	GOLDEN STATE	97-112	6-10	2-11	8-21		NOWITZKI	18	NOWITZKI	9	BAREA/HARRIS	6	DURANT	36	19,596
DEC 16	R	L	SAN ANTONIO	96-98	6-10	2-12	8-22		KLEBER	21	FERRELL	11	BAREA	6	ALDRIDGE	22	18,418
DEC 18	H	L	PHOENIX	91-97	6-11	2-12	8-23		BARNES	26	KLEBER	8	BAREA	6	WARREN	19	19,245
DEC 20	H	W	DETROIT	110-93	7-11	2-12	9-23		BARNES	25	BARNES	7	BAREA	7	TOLLIVER	18	19,580
DEC 22	R	L	MIAMI	101-113	7-11	2-13	9-24		FERRELL	23	MEJRI	5	BAREA	8	ELLINGTON	28	19,600
DEC 23	R	L	ATLANTA	107-112	7-11	2-14	9-25		BARNES	22	NOWITZKI	6	BAREA	12	SCHRODER	33	13,402
DEC 26	H	W	TORONTO	98-93	8-11	2-14	10-25		BAREA	20	BARNES	10	BAREA/SMITH	4	LOWRY	23	20,005
DEC 27	R	W	INDIANA	98-94	8-11	3-14	11-25		NOWITZKI	15	NOWITZKI	7	BAREA	7	STEPHENSON	16	17,923
DEC 29	R	W	NEW ORLEANS	128-120	8-11	4-14	12-25		SMITH	21	NOWITZKI	12	SMITH	10	DAVIS	33	16,878
DEC 31	R	W	OKLA CITY	116-113	8-11	5-14	13-25		BARNES	24	BAREA	7	BAREA	11	WESTBROOK	38	18,203
JAN 3	H	L	GOLDEN STATE	122-125	8-12	5-14	13-26		MATTHEWS	22	POWL/NOWITZ	8	SMITH	8	CURRY	32	20,212
JAN 5	H	L	CHICAGO	124-127	8-13	5-14	13-27		MATTHEWS	24	BARNES	7	BAREA	9	DUNN	32	20,073
JAN 7	H	L	NEW YORK	96-100	8-14	5-14	13-28		BARNES	25	MEJRI/BARNES	7	HARRIS	6	PORZINGIS	29	20,171
JAN 9	H	W	ORLANDO	114-99	9-14	5-14	14-28		NOWITZ/SMITH	20	FERRELL	8	BAREA	12	GORDON	19	19,306
JAN 10	R	W	CHARLOTTE	115-111	9-14	6-14	15-28		BARNES	25	BARNES	11	SMITH	6	WALKER	41	14,462
JAN 13	H	L	L.A. LAKERS	101-107(OT)	9-15	6-14	15-29		SMITH	23	FERRELL	10	MATTHEWS	4	RANDLE	23	20,209
JAN 16	R	L	DENVER	102-105	9-15	6-15	15-30		SMITH	25	POWELL	7	FERRELL	7	JOKIC	29	14,097
JAN 20	R	L	PORTLAND	108-117	9-15	6-16	15-31		MATTHEWS	23	BARNES	10	BAREA/SMITH	6	LILLARD	31	19,464
JAN 22	H	W	WASHINGTON	98-75	10-15	6-16	16-31		BARNES	20	BARNES	10	SMITH	6	BEAL	18	19,328
JAN 24	H	L	HOUSTON	97-104	10-16	6-16	16-32		MATTHEWS	29	MEJRI	10	SMITH	6	HARDEN	25	19,378
JAN 26	H	L	PORTLAND	93-107	10-17	6-16	16-33		BARNES	21	BARNES	7	SMITH	7	LILLARD	29	19,876
JAN 27	R	L	DENVER	89-91	10-17	6-17	16-34		BARNES	22	TIED WITH	6	SMITH	6	G. HARRIS	24	19,520
JAN 29	H	L	MIAMI	88-95	10-18	6-17	16-35		BARNES	20	POWELL	10	SMITH	10	WHITESIDE	25	19,555
JAN 31	R	L	PHOENIX	88-102	10-18	6-18	16-36		SMITH	17	NOWITZKI	10	SMITH	6	JACKSON	21	15,923
FEB 3	R	W	SACRAMENTO	106-99	10-18	7-18	17-36		BARNES	18	POWELL	9	BAREA	11	FOX/TEMPLE	15	17,583
FEB 5	R	L	L.A. CLIPPERS	101-104	10-18	7-19	17-37		MATTHEWS	23	POWELL	10	BAREA/SMITH	5	GALLINARI	28	15,127
FEB 8	R	L	GOLDEN STATE	103-121	10-18	7-20	17-38		SMITH	22	NOWITZKI	11	BAREA	8	DURANT	24	19,596
FEB 10	H	W	L.A. LAKERS	130-123	11-18	7-20	18-38		NOWITZKI	22	POWELL	7	BAREA	9	RANDLE	26	20,162
FEB 11	R	L	HOUSTON	97-104	11-18	7-21	18-39		FERRELL	20	POWELL	12	SMITH	11	HARDEN	27	18,055
FEB 13	H	L	SACRAMENTO	109-114	11-19	7-21	18-40		BAREA	19	NOWITZKI	6	BAREA	13	RANDOLPH	22	19,801
FEB 23	R	L	L.A. LAKERS	102-124	11-19	7-22	18-41		MATWS/BARNES	19	BARNES	7	BAREA	6	RANDLE	18	18,997
FEB 24	R	L	UTAH	90-97	11-19	7-23	18-42		BAREA	17	NOWITZKI	10	BAREA	12	MITCHELL	25	18,306
FEB 26	H	W	INDIANA	109-103	12-19	7-23	19-42		BARNES	21	POWELL	14	BAREA	9	TURNER	24	19,536
FEB 28	H	L	OKLAH CITY	110-111(OT)	12-20	7-23	19-43		BARNES	26	POWELL	8	BAREA	7	WESTBROOK	30	20,202
MAR 2	R	L	CHICAGO	100-108	12-20	7-24	19-44		BARNES	26	POWELL	11	MATTHEWS	4	PORTIS	22	21,017
MAR 4	H	L	NEW ORLEANS	109-126	12-21	7-24	19-45		SMITH/NOWITZ	23	POWELL	11	SMITH	8	HOLIDAY	30	19,798
MAR 6	H	W	DENVER	118-107	13-21	7-24	20-45		FERRELL	24	NOEL	14	SMITH	11	CHANDLER	21	19,504
MAR 10	H	W	MEMPHIS	114-80	14-21	7-24	21-45		BARNES	25	POWELL	10	FERRELL	6	D. BROOKS	17	19,579
MAR 11	H	L	HOUSTON	82-105	14-22	7-24	21-46		POWELL	20	COLLINSWORTH	10	BAREA	13	GORDON	26	20,394
MAR 13	R	W	NEW YORK	110-97	14-22	8-24	22-46		BARNES	30	FINNEY-SMITH	9	BAREA	7	BEASLEY	21	18,597
MAR 16	R	L	TORONTO	115-122(OT)	14-22	8-25	22-47		BARNES	27	POWELL	8	BAREA	6	DEROZAN	29	19,800
MAR 17	R	L	BROOKLYN	106-114	14-22	8-26	22-48		SMITH	21	JONES/NOWITZ	7	FERRELL	12	HOLLIS-JEFF	21	13,877
MAR 20	R	L	NEW ORLEANS	105-115	14-22	8-27	22-49		NOWITZKI	19	FINNEY-SMITH	6	BAREA	8	DAVIS	37	14,484
MAR 22	H	L	UTAH	112-119	14-23	8-27	22-50		BAREA	23	MEJRI	5	BAREA	8	MITCHELL	26	19,725
MAR 24	H	L	CHARLOTTE	98-102	14-24	8-27	22-51		SMITH	21	NOEL	12	SMITH	6	WALKER	24	20,085
MAR 27	R	W	SACRAMENTO	103-97	14-24	9-27	23-51		BARNES	20	KLEBER	9	BARNES/SMITH	6	LABISSIERE	19	17,583
MAR 28	R	L	L.A. LAKERS	93-103	14-24	9-28	23-52		BARNES	17	NOWITZKI	7	SMITH	8	LOPEZ	22	18,997
MAR 30	H	L	MINNESOTA	92-93	14-25	9-28	23-53		BARNES	19	NOEL	12	SMITH	7	CRAWFORD	24	20,244
APR 1	R	L	CLEVELAND	87-98	14-25	9-29	23-54		BARNES	30	NOWITZKI	7	SMITH	6	JAMES	16	20,562
APR 3	H	W	PORTLAND	115-109	15-25	9-29	24-54		SMITH	18	KLEBER/SMITH	8	SMITH	8	LILLARD	29	19,624
APR 4	R	L	ORLANDO	100-105	15-25	9-30	24-55		JONES	16	COLLINSWORTH	9	FERRELL	7	GORDON	20	18,112
APR 6	R	L	DETROIT	106-113(OT)	15-25	9-31	24-56		MOTLEY	26	MOTLEY	12	SMITH	8	JACKSON	24	18,768
APR 8	R	L	PHILADELPHIA	97-109	15-25	9-32	24-57		BARNES	21	KLEBER/POWELL	10	SMITH	11	REDICK	18	20,846
APR 10	H	L	PHOENIX	97-124	15-26	9-32	24-58		MOTLEY	21	COLLINSWORTH	11	COLLINSWORTH	8	PETERS	36	20,041





2016-2017

BOTTOM ROW L-R HARRISON BARNES, DEVIN HARRIS, JOSE JUAN BAREA, WESLEY MATTHEWS, SETH CURRY, YOGI FERRELL. **MIDDLE ROW L-R** NICOLAS BRUSSINO, DWIGHT POWELL, A.J. HAMMONS, DIRK NOWITZKI, SALAH MEJRI, NERLENS NOEL, DORIAN FINNEY-SMITH, JARROD UTHOFF. **TOP ROW L-R** DARRELL ARMSTRONG, MELVIN HUNT, LARRY SHYATT, RICK CARLISLE, KALEB CANALES, JAMAHL MOSLEY.

SEASON NOTEBOOK: The Dallas Mavericks finished 33-49 (.402) in 2016-17, snapping a streak of 16 straight seasons with at least a .500 record. Health played a big part, with injuries costing the team 163 "man games lost" on the year. Eleven undrafted players appeared in at least one game for Dallas in 2016-17 – a then franchise record. The team even started four undrafted players (Dorian Finney-Smith, Wesley Matthews, Seth Curry and Salah Mejri) in a game for the first time ever against San Antonio on 11/21/16. Dirk Nowitzki achieved yet another huge milestone in 2016-17, becoming the sixth player in NBA history and the first international player to reach the 30,000-point plateau with a 15-foot baseline jumper over Larry Nance Jr. at the 10:58 mark of the second quarter against the L.A. Lakers on 3/7/17. Rick Carlisle also became the first coach in Mavericks history to reach 400 wins with the franchise with a 108-104 victory at Portland on 2/3/17. Harrison Barnes enjoyed a breakout season in his first year with the Mavericks, averaging a career-high (team-high) 19.2 points per game.

	G	GS	MIN	FG	FGA	PCT	3FG	3FGA	PCT	FT	FTA	PCT	OFF	DEF	TOT	AST	PF	DQ	STL	TO	BLK	PTS	AVG
Barnes	79	79	2804	599	1280	.468	78	222	.351	242	281	.861	93	301	394	116	128	0	65	102	15	1518	19.2
Nowitzki	54	54	1424	296	678	.437	79	209	.378	98	112	.875	23	330	353	82	113	0	30	51	38	769	14.2
Matthews	73	73	2495	333	847	.393	174	479	.363	146	179	.816	18	241	259	210	161	1	77	102	15	986	13.5
Williams	40	40	1171	195	453	.430	63	181	.348	69	84	.821	13	89	102	274	96	1	25	98	2	522	13.1
Curry	70	42	2029	338	703	.481	137	322	.425	85	100	.850	25	154	179	189	126	1	79	92	7	898	12.8
Barea	35	6	771	142	343	.414	53	148	.358	44	51	.863	9	75	84	193	30	0	14	63	1	381	10.9
Ferrell (TOT)	46	29	1197	160	394	.406	68	176	.386	74	89	.831	20	91	111	172	90	0	42	70	9	462	10.0
Ferrell (DAL)	36	29	1046	142	345	.412	60	149	.403	64	73	.877	16	83	99	155	79	0	40	56	7	408	11.3
Noel (TOT)	51	19	1047	184	309	.595	0	1	.000	77	111	.694	93	201	294	50	126	0	65	51	50	445	8.7
Noel (DAL)	22	12	483	77	134	.575	0	0	---	34	48	.708	47	103	150	20	55	0	22	22	24	188	8.5
D. Harris	65	0	1087	136	341	.399	58	177	.328	107	129	.829	11	116	127	136	101	0	43	57	7	437	6.7
Powell	77	3	1333	194	377	.515	21	74	.284	107	141	.759	93	213	306	49	135	1	61	34	39	516	6.7
Anderson	51	2	710	111	277	.401	37	122	.303	70	88	.795	39	110	149	32	64	0	28	40	16	329	6.5
Gibson	0	17	0	231	95	.368	15	45	.333	21	29	.724	1	21	22	26	21	0	8	21	0	106	6.2
Cook	5	0	77	11	25	.440	5	14	.357	0	2	.000	0	3	3	12	6	0	1	8	0	27	5.4
Uthoff	9	0	115	16	38	.421	3	9	.333	5	7	.714	8	14	22	9	8	0	2	3	4	40	4.4
Finney-Smith	81	35	1642	124	333	.372	56	191	.293	46	61	.754	55	167	222	67	125	0	52	45	25	350	4.3
Jackson	9	1	84	13	39	.333	3	11	.273	6	7	.857	1	8	9	19	5	0	2	3	0	35	3.9
Bojout	26	21	582	38	81	.469	0	1	.000	3	11	.273	56	162	218	49	84	2	13	43	25	79	3.0
Mejri	73	11	905	88	137	.642	1	3	.333	36	61	.590	97	211	308	14	152	1	32	40	61	213	2.9
Brussino	54	2	521	55	141	.369	29	95	.305	17	22	.773	26	69	95	47	43	1	17	26	8	150	2.8
Brussino (TOT)	62	19	777	55	142	.387	17	46	.370	25	40	.625	20	88	108	54	81	0	47	42	14	152	2.5
Liggins (TOT)	1	0	25	3	6	.500	0	1	.000	2	3	.667	3	4	7	0	3	0	2	0	0	8	8.0
Liggins (DAL)	1	0	163	17	42	.405	5	10	.500	9	20	.450	8	28	36	4	21	0	1	10	13	48	2.2
Hammons	22	0	48	5	17	.294	1	7	.143	2	3	.667	2	6	8	0	0	0	2	0	0	13	2.2
Acy	4	0	25	3	15	.200	0	2	.000	2	4	.500	3	6	9	2	1	0	0	2	0	8	2.0
M. Harris	3	0	10	0	3	.000	0	1	.000	0	0	---	0	2	2	0	1	0	0	1	0	0	0.0
Bentil	3	0	10	0	3	.000	0	1	.000	0	0	---	0	2	2	0	1	0	0	1	0	0	0.0
MAVERICKS	82	-	19780	2968	6750	.440	878	2473	.355	1215	1516	.801	647	2516	3163	1705	1567	8	614	972	307	8029	97.9
OPPONENTS	82	-	19780	3035	6477	.469	788	2074	.380	1411	1827	.772	727	2923	3650	1743	1591	6	535	1225	280	8269	100.8





2016-17 SEASON STATISTICS & RESULTS

DATE	H-R	W-L	OPPONENT	SCORE DAL-OPP	HOME RECORD	ROADTOTAL RECORD	DALLAS			DALLAS			DALLAS			OPPONENT	
							HI SCORER	PT	HI REBR	RB	HI ASSISTS	AST	HI SCORER	PT	ATTEND		
OCT 26	R	L	INDIANA	121-130(OT)	0-0	0-1	0-1	WILLIAMS	25	BARNES	9	WILLIAMS	7	TURNER	30	17,923	
OCT 28	H	L	HOUSTON	98-106	0-1	0-1	0-2	BARNES	31	BOGUT	12	BAREA	5	ARIZA	27	20,163	
OCT 30	R	L	HOUSTON	92-93	0-1	0-2	0-3	MATTHEWS	25	BOGUT	15	BAREA	5	HARDEN	28	18,055	
NOV 2	R	L	UTAH	81-97	0-1	0-3	0-4	BARNES	14	BOGUT	9	WILLIAMS	9	HILL	25	19,318	
NOV 4	H	L	PORTLAND	95-105	0-2	0-3	0-5	BAREA	23	BARNES	10	WILLIAMS/BAREA	6	LILLARD	42	19,475	
NOV 6	H	W	MILWAUKEE	86-75(OT)	1-2	0-3	1-5	BARNES	34	BOGUT	16	BAREA	5	PARKER	16	19,345	
NOV 8	R	W	L.A. LAKERS	109-97	1-2	1-3	2-5	BARNES	31	BOGUT	9	BAREA	8	CLARKSON	22	18,997	
NOV 9	R	L	GOLDEN STATE	95-116	1-2	1-4	2-6	BARNES	25	POWELL	9	CURRY	9	DURANT	28	19,596	
NOV 14	R	L	NEW YORK	77-93	1-2	1-5	2-7	BARNES	20	BOGUT	9	BAREA	4	PORZINGIS	24	19,812	
NOV 16	R	L	BOSTON	83-90	1-2	1-6	2-8	BARNES	28	POWELL	8	BAREA	6	THOMAS	30	18,624	
NOV 18	H	L	MEMPHIS	64-80	1-3	1-6	2-9	BARNES	15	BOGUT	10	GIBSON	3	PARSONS	12	19,715	
NOV 19	R	L	ORLANDO	87-95	1-3	1-7	2-10	GIBSON	26	BOGUT	8	CURRY	4	AUGUSTIN	18	18,846	
NOV 21	R	L	SAN ANTONIO	91-96	1-3	1-8	2-11	CURRY	23	MEJRI	11	CURRY	4	LEONARD	24	18,418	
NOV 23	H	L	L.A. CLIPPERS	104-124	1-4	1-8	2-12	BARNES	22	BOGUT	12	BOGUT	6	RIVERS	22	20,042	
NOV 25	R	L	CLEVELAND	90-128	1-4	1-9	2-13	NOWITZKI	15	BOGUT	11	BRUSSINO	5	LOVE	27	20,562	
NOV 27	H	W	NEW ORLEANS	91-81	2-4	1-9	3-13	BARNES	23	BOGUT	14	WILLIAMS/BARNES	4	DAVIS	36	19,302	
NOV 30	H	L	SAN ANTONIO	87-94	2-5	1-9	3-14	MATTHEWS	26	BOGUT	12	WILLIAMS	5	MILLS	23	19,245	
DEC 1	R	L	CHARLOTTE	87-97	2-5	1-10	3-15	BARNES	17	MEJRI	11	WILLIAMS	9	WALKER	18	14,471	
DEC 3	H	W	CHICAGO	107-82	3-5	1-10	4-15	MATTHEWS	26	BOGUT	11	WILLIAMS	15	BUTLER	26	19,857	
DEC 5	H	L	CHARLOTTE	101-109	3-6	1-10	4-16	BARNES	29	POWELL/BARNES	7	WILLIAMS	13	WALKER	19	19,228	
DEC 7	H	L	SACRAMENTO	89-120	3-7	1-10	4-17	WILLIAMS	20	MEJRI	7	WILLIAMS	6	COUSINS	24	19,711	
DEC 9	H	W	INDIANA	111-103	4-7	1-10	5-17	MATTHEWS	26	FINNEY-SMITH	8	CURRY/WILLIAMS	6	GEORGE	22	19,486	
DEC 10	R	L	HOUSTON	87-109	4-7	1-11	5-18	MATTHEWS	26	POWELL	6	WILLIAMS	6	GORDON	18	15,761	
DEC 12	H	W	DENVER	112-92	5-7	1-11	6-18	MATTHEWS	25	FINNEY-SMITH	9	WILLIAMS	8	JOKIC	27	19,425	
DEC 14	H	L	DETROIT	85-95	5-8	1-11	6-19	BARNES	19	MEJRI	8	WILLIAMS	5	JACKSON	20	19,687	
DEC 16	R	L	UTAH	100-103	5-8	1-12	6-20	BARNES	21	MEJRI/CURRY	5	WILLIAMS	7	GOBERT	16	18,721	
DEC 18	H	W	SACRAMENTO	99-79	6-8	1-12	7-20	FINNEY-SMITH	17	BARNES	9	WILLIAMS	7	COUSINS	33	19,504	
DEC 19	R	L	DENVER	107-117	6-8	1-13	7-21	WILLIAMS	23	POWELL	8	WILLIAMS	8	JOKIC	27	12,581	
DEC 21	R	W	PORTLAND	96-95	6-8	2-13	8-21	BARNES	28	POWELL	8	WILLIAMS	5	LILLARD	29	19,393	
DEC 23	R	W	L.A. CLIPPER	90-88	6-8	3-13	9-21	BARNES	24	MEJRI	8	WILLIAMS	9	CRAWFORD	26	19,060	
DEC 26	R	L	NEW ORLEANS	104-111	6-8	3-14	9-22	WILLIAMS	24	BARNES	7	WILLIAMS	9	DAVIS	28	15,764	
DEC 27	H	L	HOUSTON	107-123	6-9	3-14	9-23	BARNES	21	ANDERSON	8	WILLIAMS	6	HARDEN	34	20,425	
DEC 29	R	W	L.A. LAKERS	101-89	6-9	4-14	10-23	MATTHEWS	20	BARNES	9	WILLIAMS	11	RANDLE	18	18,997	
DEC 30	R	L	GOLDEN STATE	99-108	6-9	4-15	10-24	BARNES	25	POWELL	13	JACKSON/CURRY	5	THOMPSON	29	19,596	
JAN 3	H	W	WASHINGTON	113-105	7-9	4-15	11-24	BARNES	26	NOWITZKI	9	WILLIAMS	6	WALL	27	19,318	
JAN 5	H	L	PHOENIX	95-102	7-10	4-15	11-25	WILLIAMS	20	NOWITZKI	7	WILLIAMS	6	BLEDSOE	26	19,570	
JAN 7	H	L	ATLANTA	82-97	7-11	4-15	11-26	BARNES	21	BOGUT	11	BAREA	7	HARDWAY	22	19,655	
JAN 9	R	L	MINNESOTA	92-101	7-11	4-16	11-27	BARNES	30	NOWITZKI	5	WILLIAMS	7	TOWNS	34	9,625	
JAN 12	R	W	PHOENIX	113-108	7-11	5-16	12-27	WILLIAMS	23	MEJRI	7	WILLIAMS	12	BOOKER	39	19,874	
JAN 15	H	W	MINNESOTA	98-87	8-11	5-16	13-27	MATTHEWS	19	MEJRI	8	WILLIAMS	10	DIENG	21	19,655	
JAN 17	R	W	CHICAGO	99-98	8-11	6-16	14-27	BARNES	20	NOWITZKI	10	WILLIAMS	9	BUTLER	24	21,294	
JAN 19	R	L	MIAMI	95-99	8-11	6-17	14-28	NOWITZKI	19	BARNES	7	WILLIAMS	9	DRAGIC	32	19,600	
JAN 20	H	L	UTAH	107-112(OT)	8-12	6-17	14-29	BARNES	19	NOWITZKI	10	WILLIAMS	8	GOBERT	27	19,421	
JAN 22	H	W	L.A. LAKERS	122-73	9-12	6-17	15-29	ANDERSON	19	FINNEY-SMITH	7	WILLIAMS	8	WILLIAMS	15	19,484	
JAN 25	H	W	NEW YORK	103-95	10-12	6-17	16-29	BARNES	23	FINNEY-SMITH	5	WILLIAMS	7	ANTHONY	30	19,750	
JAN 26	R	L	OKLA CITY	98-109	10-12	6-18	16-30	BARNES	31	MEJRI/BRUSSINO	6	JACKSON	4	WESTBROOK	45	18,203	
JAN 29	R	W	SAN ANTONIO	105-101	10-12	7-18	17-30	CURRY	24	NOWITZKI/CURRY	10	FERRELL	7	LEONARD	24	18,418	
JAN 30	H	W	CLEVELAND	104-97	11-12	7-18	18-30	BARNES	24	BARNES	9	D. HARRIS	5	JAMES	23	20,202	
FEB 1	H	W	PHILADELPHIA	113-95	12-12	7-18	19-30	CURRY	22	MEJRI	17	CURRY	6	OKAFOR	16	19,263	
FEB 3	R	W	PORTLAND	108-104	12-12	8-18	20-30	FERRELL	32	BARNES	7	FERRELL	5	MCCOLLUM	28	19,393	
FEB 6	R	L	DENVER	87-110	12-12	8-19	20-31	CURRY	15	MATTHEWS	7	MATTHEWS	8	BARTON	31	13,047	
FEB 7	H	L	PORTLAND	113-114	12-13	8-19	20-32	BARNES	26	D. HARRIS	7	MATTHEWS	5	MCCOLLUM	32	19,326	
FEB 9	H	W	UTAH	112-105(OT)	13-13	8-19	21-32	BARNES	31	NOWITZKI	7	MATTHEWS	5	HAYWARD	36	19,883	
FEB 11	H	W	ORLANDO	112-80	14-13	8-19	22-32	MATTHEWS	20	MEJRI	15	MATTHEWS	6	BIYOMBO	15	20,052	
FEB 13	H	L	BOSTON	98-111	14-14	8-19	22-33	FERRELL	20	MEJRI	10	CURRY	5	THOMAS	29	20,159	
FEB 15	R	L	DETROIT	91-98	14-14	8-20	22-34	NOWITZKI	24	NOWITZKI	10	WILLIAMS	6	JACKSON	22	13,549	
FEB 24	R	L	MINNESOTA	84-97	14-14	8-21	22-35	CURRY	31	NOWITZKI/MEJRI	7	FERRELL	4	WIGGINS	27	15,948	
FEB 25	H	W	NEW ORLEANS	96-83	15-14	8-21	23-35	BARNES	19	NOEL	10	CURRY	8	DAVIS	39	20,411	
FEB 27	H	W	MIAMI	96-89	16-14	8-21	24-35	CURRY	29	NOWITZKI	12	FERRELL	5	DRAGIC	24	19,539	
MAR 1	R	L	ATLANTA	95-100	16-14	8-22	24-36	BARNES	25	NOWITZKI	10	FERRELL	9	MILLSAP	18	12,483	
MAR 3	H	W	MEMPHIS	104-100	17-14	8-22	25-36	CURRY	24	NOEL	17	D. HARRIS	6	CONLEY	30	19,480	
MAR 5	H	W	OKLA CITY	104-89	18-14	8-22	26-36	CURRY	22	NOWITZKI	13	D. HARRIS	7	WESTBROOK	29	20,232	
MAR 7	H	W	L.A. LAKERS	122-111	19-14	8-22	27-36	NOWITZKI	25	NOEL	13	FERRELL	7	RUSSELL	22	20,484	
MAR 10	H	W	BROOKLYN	105-96	20-14	8-22	28-36	BARNES	21	MEJRI	9	CURRY	4	WHITEHEAD	24	20,022	
MAR 11	H	L	PHOENIX	98-100	20-15	8-22	28-37	NOWITZKI/BARNES	23	NOWITZKI	11	BAREA	4	BOOKER	36	20,324	
MAR 13	R	L	TORONTO	78-100	20-15	8-23	28-38	BARNES	18	POWELL	10	BAREA	7	DEROZAN	25	19,800	
MAR 15	R	W	WASHINGTON	112-107	20-15	9-23	29-38	BARNES	22	BARNES	9	BAREA	13	WALL	26	17,844	
MAR 17	R	L	PHILADELPHIA	74-116	20-15	9-24	29-39	POWELL	14	M. HARRIS	6	BAREA	4	ANDERSON	19	17,642	
MAR 19	R	W	BROOKLYN	111-104	20-15	10-24	30-39	NOWITZKI	23	NOWITZKI	9	BAREA	7	LOPEZ	27	14,045	
MAR 21	H	L	GOLDEN STATE	87-112	20-16	10-24	30-40	NOWITZKI	16	NOWITZKI	9	BAREA	6	THOMPSON	23	20,453	
MAR 23	H	W	L.A. CLIPPERS	97-95	21-16	10-24	31-40	CURRY	23	NOEL	12	MATTHEWS	6	GRIFFIN	21	19,703	
MAR 25	H	L	TORONTO	86-94	21-17	10-24	31-41	BARNES	23	NOEL	8	MATTHEWS	5	DEROZAN/IBAKA	18	19,934	
MAR 27	H	L	OKLA CITY	91-92	21-18	10-24	31-42	NOEL	15	NOWITZKI/NOEL	8	BAREA	8	WESTBROOK	37	19,970	
MAR 29	A	L	NEW ORLEANS	118-121	21-18	10-25	31-43	NOWITZKI	23	BARNES	8	BAREA	11	DAVIS	30	16,000	
MAR 31	A	L	MEMPHIS	90-99	21-18	10-26	31-44	BAREA	13	NOWITZKI	12	MATTHEWS	7	CONLEY	28	17,317	
APR 2	A	W	MILWAUKEE	109-105	21-18	11-26	32-44	BARNES	31	NOWITZKI	5	BAREA	6	ANTETOKOUNMP	31	18,717	
APR 4	A	L	SACRAMENTO	87-98	21-18	11-27	32-45	BRUSSINO	13	NOEL	10	FERRELL/BRUSSINO	5	MCLEMORE	22	17,608	
APR 5	A	L	L.A. CLIPPER	101-112	21-18	11-28	32-46	BARNES	15	MEJRI	9	MATTHEWS	6	GRIFFIN	32	19,060	
APR 7	H	L	SAN ANTONIO	89-102	21-19	11-28	32-47	POWELL	12	NOEL	9	BAREA	8	FORBES	27	20,133	
APR 9	A	L	PHOENIX	111-124	21-19	11-29	32-48	POWELL/FERRELL	21	FINNEY-SMITH	11	BRUSSINO	5	WARREN/BOOKER	21	18,055	
APR 11	H	L	DENVER	91-109	21-20	11-29	32-49	NOWITZKI	21	NOWITZKI	8	BAREA	9	HARRIS	20	20,333	
APR 12	A	W	MEMPHIS	100-93	21-20	12-29	33-49	D. HARRIS	15	BRUSSINO	8	D. HARRIS	8	RANDOLPH	15	16,274	





2015-2016

BOTTOM ROW L-R WESLEY MATTHEWS, DERON WILLIAMS, DEVIN HARRIS, JOSE JUAN BAREA, CHANDLER PARSONS, RAYMOND FELTON, JUSTIN ANDERSON. **MIDDLE ROW L-R** CRAIG METCALFE, CASEY SPANGLER, DIONNE CALHOUN, DON KALKSTEIN, JEREMY EVANS, DWIGHT POWELL, DAVID LEE, DIRK NOWITZKI, JAVALE MCGEE, SALAH MEJRI, ZAZA PACHULIA, CHARLIE VILLANUEVA, CASEY SMITH, MIKE PROCOPIO. **TOP ROW L-R** GARY BOREN, MIKE SHEDD, JAMAHL MOSLEY, FLOYD JAHNER, DONNIE NELSON, RICK CARLISLE, MELVIN HUNT, KALEB CANALES, MIKE WEINAR, DARRELL ARMSTRONG, JEREMY HOLSOPPLE, AL WHITLEY.

SEASON NOTEBOOK: The Dallas Mavericks went 42-40 (.512) in 2015-16, marking their 16th straight season with at least a .500 record. Dirk Nowitzki passed Shaquille O’Neal (28,596) for sixth place on the NBA’s all-time scoring list at Brooklyn (12/23/15). The 18-year forward also became the sixth player in NBA history to eclipse the 29,000-point plateau against Philadelphia (2/21/16). At age 37, Nowitzki averaged a team-high 18.3 points per game, leading Dallas in scoring average for the 15th time in the last 16 years. What’s more, Nowitzki became the fifth player in NBA history to average at least 18 points per game at age 37 or older. Rick Carlisle became the winningest coach in Mavericks history with a 103-93 victory at the L.A. Lakers on 11/1/15, passing Don Nelson (339) with his 340th win with the franchise. Carlisle also passed the late Flip Saunders (654) for 20th place on the NBA’s all-time wins list with a 97-88 victory at Denver on 3/28/16 (career win No. 655). Dallas won seven of its final nine games to clinch a playoff spot for the 15th time in the last 16 years. The Mavericks’ 42 wins earned them the sixth seed in the Western Conference and a matchup with the No. 3 seed Oklahoma City Thunder in the first round. Dallas fought hard in the series despite enduring injuries to several key players. The Thunder went on to defeat the Mavericks in five games.

PLAYER	G	GS	MIN	FG	FGA	PCT	3FG	3FGA	PCT	FT	FTA	PCT	OFF	DEF	TOT	AST	PF	DQ	STL	TO	BLK	PTS	AVG
NOWITZKI	75	75	2364	498	1112	.448	126	342	.368	250	280	.893	52	437	489	132	161	0	52	84	52	1372	18.3
WILLIAMS	65	63	2106	321	775	.414	97	282	.344	179	206	.869	19	171	190	378	155	0	61	150	14	918	14.1
PARSONS	61	51	1799	320	651	.492	104	251	.414	93	136	.684	29	256	285	169	114	0	46	95	21	837	13.7
MATTHEWS	78	78	2644	331	854	.388	189	525	.360	126	146	.863	27	211	238	151	179	1	78	78	17	977	12.5
BAREA	74	16	1667	317	711	.446	100	260	.385	74	96	.771	26	126	152	302	110	0	26	113	2	808	10.9
FELTON	80	31	2192	277	682	.406	60	213	.282	149	176	.847	36	222	258	284	141	0	68	121	15	763	9.5
PACHULIA	76	69	2004	219	470	.466	0	3	.000	212	276	.768	249	469	718	128	181	1	64	119	22	650	8.6
LEE (TOT)	55	5	903	178	335	.531	0	1	.000	71	93	.763	101	204	305	84	114	0	22	66	28	427	7.8
LEE (DAL)	25	1	433	91	143	.636	0	0	---	31	42	.738	60	115	175	30	63	0	10	28	15	213	8.5
HARRIS	64	0	1280	167	374	.447	52	158	.329	101	140	.721	18	120	138	118	124	1	60	66	13	487	7.6
POWELL	69	2	992	146	296	.493	2	16	.125	105	142	.739	84	189	273	44	118	1	36	40	24	399	5.8
VILLANUEVA	62	4	665	125	327	.382	47	172	.273	22	24	.917	24	128	152	24	71	0	18	31	15	319	5.1
MCGEE	34	2	370	77	134	.575	0	1	.000	18	36	.500	53	80	133	3	49	0	5	21	26	172	5.1
ANDERSON	55	9	647	71	175	.406	22	83	.265	44	55	.800	18	114	132	29	45	0	19	24	25	208	3.8
MEJRI	34	6	397	49	78	.628	0	1	.000	27	46	.587	41	82	123	10	54	0	8	23	36	125	3.7
JENKINS	21	1	193	29	70	.414	3	19	.158	8	9	.889	4	18	22	9	11	0	3	11	0	69	3.3
EVANS	30	2	251	26	48	.542	4	16	.250	15	21	.714	11	43	54	2	19	0	6	7	9	71	2.4
MAVERICKS	82	-	20005	3064	6900	.444	806	2342	.344	1454	1831	.794	751	2781	3532	1813	1595	4	560	1047	306	8388	102.3
OPPONENTS	82	-	20005	3144	6971	.451	743	2170	.342	1382	1873	.738	868	2887	3755	1800	1757	9	617	1142	363	8413	102.6





2015-16 SEASON STATISTICS & RESULTS

DATE	H-R	W-L	OPPONENT	SCORE	HOME RECORD	ROAD RECORD	TOTAL RECORD	SK	DALLAS HI SCORER	PT	DALLAS HI REBR	RB	DALLAS DASTS	AST	OPPONENT HI SCORER	PT	ATTEND
OCT 28	R	W	PHOENIX	111-95	0-0	1-0	1-0	W1	FELTON	18	PACHULIA	10	WILLIAMS	7	KNIGHT	15	18,055
OCT 29	R	L	L.A. CLIPPERS	88-104	0-0	1-1	1-1	L1	JENKINS	17	PACHULIA	8	BAREA	9	GRIFFIN	26	19,218
NOV 1	R	W	L.A. LAKERS	103-93	0-0	2-1	2-1	W1	NOWITZKI	25	PACHULIA	12	WILLIAMS	8	RANDLE	22	18,997
NOV 3	H	L	TORONTO	91-102	0-1	2-1	2-2	L1	NOWITZKI	18	POWELL	10	BAREA	6	LOWRY	27	20,034
NOV 5	H	L	CHARLOTTE	94-108	0-2	2-1	2-3	L2	WILLIAMS	15	PACHULIA	10	BAREA	6	JEFFERSON	31	19,635
NOV 7	H	W	NEW ORLEANS	107-98	1-2	2-1	3-3	W1	WILLIAMS	19	PACHULIA	14	HARRIS	6	DAVIS	25	20,454
NOV 10	R	L	NEW ORLEANS	105-120	1-2	2-2	3-4	L1	NOWITZKI	18	VILLANUEVA	9	BAREA	5	ANDERSON	25	17,128
NOV 11	H	W	L.A. CLIPPERS	118-108	2-2	2-2	4-4	W1	NOWITZKI	31	NOWITZKI	11	BAREA	7	GRIFFIN	21	19,805
NOV 13	H	W	L.A. LAKERS	90-82	3-2	2-2	5-4	W2	PACHULIA	18	PACHULIA	16	WILLIAMS	7	CLARKSON	21	20,260
NOV 14	R	W	HOUSTON	110-98	3-2	3-2	6-4	W3	FELTON	23	POWELL	9	BAREA	8	HARDEN	25	18,231
NOV 16	R	W	PHILADELPHIA	92-86	3-2	4-2	7-4	W4	NOWITZKI	21	POWELL	8	WILLIAMS	6	OKAFOR	19	11,555
NOV 18	R	W	BOSTON	106-102	3-2	5-2	8-4	W5	NOWITZKI	23	PACHULIA	12	WILLIAMS	6	THOMAS	19	17,262
NOV 20	H	W	UTAH	102-93	4-2	5-2	9-4	W6	WILLIAMS	23	PACHULIA	12	WILLIAMS	8	HAYWARD	22	20,028
NOV 22	R	L	OKLA. CITY	114-117	4-2	5-3	9-5	L1	WILLIAMS	20	PACHULIA	10	PACH/WILLIAMS	6	WESTBROOK	31	18,203
NOV 24	R	L	MEMPHIS	96-110	4-2	5-4	9-6	L2	BAREA/FELTON	16	PACH/NOWITZ	10	MATTHEWS	4	CONLEY	21	17,381
NOV 25	R	L	SAN ANTONIO	83-88	4-2	5-5	9-7	L3	MATTHEWS	15	NOWITZKI	14	WILLIAMS	9	LEONARD	26	18,418
NOV 28	H	W	DENVER	92-81	5-2	5-5	10-7	W1	WILLIAMS	22	PACHULIA	12	MATTHEW/WILL	4	ARTHUR	16	20,339
NOV 30	R	L	SACRAMENTO	98-112	5-2	5-6	10-8	L1	PARSONS	14	PACHULIA	10	WILL/FELTON	7	COUSINS	31	16,937
DEC 1	R	W	PORTLAND	115-112(OT)	5-2	6-6	11-8	W1	WILLIAMS	30	PACHULIA	21	WILLIAMS	8	LILLARD	25	19,393
DEC 4	H	L	HOUSTON	96-100	5-3	6-6	11-9	W1	WILLIAMS	22	PACHULIA	11	WILLIAMS	6	HARDEN	25	20,339
DEC 6	R	W	WASHINGTON	116-104	5-3	7-6	12-9	W1	MATTHEWS	36	FELTON	10	WILLIAMS	9	WALL	28	16,394
DEC 7	R	W	NEW YORK	104-97	5-3	8-6	13-9	W2	NOWITZKI	25	PACHULIA	8	WILLIAMS	7	PORZINGIS	28	19,812
DEC 9	H	L	ATLANTA	95-98	5-4	8-6	13-10	L1	WILLIAMS	18	WILLIAMS	17	WILLIAMS	6	MILLSAP	20	19,936
DEC 12	H	L	WASHINGTON	111-114	5-5	8-6	13-11	L2	MATTHEWS	28	PACHULIA	12	FELTON	11	PORTER	28	20,088
DEC 14	H	W	PHOENIX	104-94	6-5	8-6	14-11	W1	WILLIAMS	18	PACHULIA	12	NOWITZ/FELTON	4	BLEDSE	23	19,822
DEC 16	R	L	INDIANA	81-107	6-5	8-7	14-12	L1	FELTON	16	PACHULIA	14	WILLIAMS	6	MILES	20	14,824
DEC 18	H	W	MEMPHIS	97-88	7-5	8-7	15-12	W1	NOWITZKI	20	PACHULIA	18	PARSONS/FELT	6	CONLEY	20	20,199
DEC 22	R	L	TORONTO	99-103	7-5	8-8	15-13	L1	NOWITZKI	20	NOWITZKI	7	WILLIAMS	6	DEROZAN	28	19,800
DEC 23	R	W	BROOKLYN	119-118(OT)	7-5	9-8	16-13	W1	BAREA	32	PARSONS	7	BAREA	11	YOUNG	29	15,994
DEC 26	H	W	CHICAGO	118-111	8-5	9-8	17-13	W2	BAREA	26	PACHULIA	12	BAREA/FELTON	5	ROSE	25	20,392
DEC 28	H	W	MILWAUKEE	103-93	9-5	9-8	18-13	W3	MATTHEWS	22	PACHULIA	8	BAREA	5	BAYLESS	19	20,300
DEC 30	H	W	GOLDEN STATE	114-91	10-5	9-8	19-13	W4	BAREA	23	PACHULIA	15	BAREA	6	CLARK	21	20,494
JAN 1	R	L	MIAMI	82-106	10-5	9-9	19-14	L1	PACHULIA	14	PACHULIA	13	FELTON/BAREA	5	WHITESIDE	25	19,748
JAN 2	H	L	NEW ORLEANS	98-105	10-6	9-9	19-15	L2	NOWITZKI	24	PACHULIA	9	BAREA	5	DAVIS	31	20,152
JAN 5	H	W	SACRAMENTO	117-116(2OT)	11-6	9-9	20-15	W1	WILLIAMS	25	PACHULIA	17	PARSONS	4	COUSINS	35	20,059
JAN 6	R	W	NEW ORLEANS	100-91	11-6	10-9	21-15	W2	FELTON	22	POWELL	10	PARSONS/FELT	6	DAVIS	26	15,255
JAN 8	R	L	MILWAUKEE	95-96	11-6	10-10	21-16	L1	NOWITZKI	20	PACHULIA	15	WILLIAMS	6	MIDDLETON	27	16,409
JAN 10	R	W	MINNESOTA	93-87	11-6	11-10	22-16	W1	NOWITZKI	29	PACHULIA	11	WILLIAMS	4	WIGGINS	21	14,363
JAN 12	H	L	CLEVELAND	107-110(OT)	11-7	11-10	22-17	L1	PARSONS	25	PACHULIA	12	WILLIAMS	10	JAMES	27	20,347
JAN 13	R	L	OKLAHOMA CIT	89-108	11-7	11-11	22-18	L2	BAREA	18	POWELL	9	BAREA	6	DURANT	29	18,203
JAN 15	R	W	CHICAGO	83-77	11-7	12-11	23-18	W1	NOWITZKI	21	PACHULIA	10	WILLIAMS	6	ROSE	18	22,056
JAN 17	R	L	SAN ANTONIO	83-112	11-7	12-12	23-19	L1	POWELL	15	MCREE	10	BAREA	4	ALDRIDGE	23	18,418
JAN 18	H	W	BOSTON	118-113(OT)	12-7	12-12	24-19	W1	NOWITZKI	31	PACHULIA	19	WILLIAMS	6	THOMAS/SMART	20	19,866
JAN 20	H	W	MINNESOTA	106-94(OT)	13-7	12-12	25-19	W2	PARSONS	30	PARSONS	8	MATTH/HARRIS	4	TOWNS	27	19,621
JAN 22	H	L	OKLAHOMA CITY	106-109	13-8	12-12	25-20	L1	PARSONS	26	PACHULIA	8	PACHULIA/WILL	5	DURANT	24	20,284
JAN 24	R	L	HOUSTON	104-115	13-8	12-13	25-21	L2	PARSONS	31	MEJRI	11	WILLIAMS	5	ARIZA	29	18,142
JAN 26	R	W	L.A. LAKERS	92-90	13-8	13-13	26-21	W1	BAREA	18	PARSONS	9	MATTHEWS	5	CLARKSON	18	18,997
JAN 27	R	L	GOLDEN STATE	107-127	13-8	13-14	26-22	L1	PARSONS	23	PARSONS	7	BAREA	5	K. THOMPSON	45	19,596
JAN 29	H	W	BROOKLYN	91-79	14-8	13-14	27-22	W1	PARSONS	19	PACHULIA	12	WILLIAMS	6	LOPEZ	28	20,409
JAN 31	H	W	PHOENIX	91-78	15-8	13-14	28-22	W2	WILLIAMS	27	PACHULIA	15	FELTON	6	BOOKER	19	20,137
FEB 1	R	L	ATLANTA	97-112	15-8	13-15	28-23	L1	PARSONS	19	PACHULIA	13	BAREA	4	TEAGUE	32	15,455
FEB 3	H	L	MIAMI	90-93	15-9	13-15	28-24	L2	NOWITZKI	28	PACHULIA	15	PACH/FELTON	4	BOSH	20	20,385
FEB 5	H	L	SAN ANTONIO	90-116	15-10	13-15	28-25	L3	ANDERSON	13	NOWITZKI	8	FELTON	4	LEONARD	23	20,404
FEB 6	R	W	@MEMPHIS	114-110(OT)	15-10	14-15	29-25	W1	PARSONS	26	PARSONS	8	WILLIAMS	11	GASOL	22	18,119
FEB 9	H	L	UTAH	119-121(OT)	15-11	14-15	29-26	L1	PARSONS	24	PACHULIA	11	BAREA	6	HOOD	29	19,394
FEB 19	R	L	ORLANDO	104-110(OT)	15-11	14-16	29-27	L2	WILLIAMS	25	PACHULIA	19	WILLIAMS	7	VUCEVIC	21	17,764
FEB 21	H	W	PHILADELPHIA	129-103	16-11	14-16	30-27	W1	MATTHEWS	21	PACHULIA	10	WILLIAMS	8	OKAFOR	31	20,194
FEB 24	H	L	OKLA. CITY	103-116	16-12	14-16	30-28	L1	NOWITZKI	33	PACHULIA	10	FELTON	9	WESTBROOK	24	19,805
FEB 26	H	W	DENVER	122-116(OT)	17-12	14-16	31-28	W1	PARSONS	27	LEE	14	FELTON	6	BARTON	22	20,298
FEB 28	H	W	MINNESOTA	128-101	18-12	14-16	32-28	W2	PARSONS	29	LEE	9	WILLIAMS	9	MUHAMMAD	24	20,289
MAR 1	H	W	ORLANDO	121-108	19-12	14-16	33-28	W3	MATTHEWS	21	PACHULIA	10	WILLIAMS	6	ILYASOVA	22	19,546
MAR 3	H	L	SACRAMENTO	101-104	19-13	14-16	33-29	L1	PARSONS	28	LEE	11	PARS/NOWITZ	5	COUSINS	22	19,910
MAR 6	R	L	DENVER	114-116(OT)	19-13	14-17	33-30	L2	NOWITZKI	30	LEE	12	PARSONS/FELT	5	FARIED	25	14,802
MAR 7	H	L	L.A. CLIPPERS	90-109	19-14	14-17	33-31	L3	NOWITZKI	22	PACH/PARSONS	8	WILL/BAREA	4	PAUL	27	20,002
MAR 9	H	L	DETROIT	96-102	19-15	14-17	33-32	L4	PARS/NOWITZ	25	PACHULIA	13	WILLIAMS	9	DRUMMOND	25	20,249
MAR 12	H	L	INDIANA	105-112	19-16	14-17	33-33	L5	NOWITZKI	30	PACHULIA	9	WILLIAMS	8	GEORGE	20	20,459
MAR 14	R	W	CHARLOTTE	107-96	19-16	15-17	34-33	W1	PARSONS	24	NOWITZKI	11	FELTON	12	WALKER	25	15,686
MAR 16	R	L	CLEVELAND	98-99	19-16	15-18	34-34	L1	NOWITZKI/LEE	20	HARRIS	6	PARSONS	10	IRVING	33	20,562
MAR 18	H	L	GOLDEN STATE	112-130	19-17	15-18	34-35	L2	NOWITZKI	24	LEE	16	BAREA/WILL	7	K. THOMPSON	39	20,515
MAR 20	H	W	PORTLAND	132-120(OT)	20-17	15-18	35-35	W1	NOWITZKI	40	MEJRI	14	WILLIAMS	16	LILLARD	26	20,351
MAR 23	R	L	PORTLAND	103-109	20-17	15-19	35-36	L1	MATTHEWS	22	MEJRI	12	WILLIAMS	11	LILLARD	27	19,819
MAR 25	R	L	GOLDEN STATE	120-128	20-17	15-20	35-37	L2	MATTHEWS	26	PACHULIA	13	LEE/BAREA	6	K. THOMPSON	40	19,596
MAR 27	R	L	SACRAMENTO	111-133	20-17	15-21	35-38	L3	FELTON	15	LEE/POWELL	6	FELTON	5	CAULEY-STEIN	21	17,147
MAR 28	R	W	DENVER	97-88	20-17	16-21	36-38	L1	BAREA	18	POWELL	7	BAREA	11	BARTON	23	14,844
MAR 30	H	W	NEW YORK	91-89	21-17	16-21	37-38	W2	BAREA	26	ANDERSON	9	BAREA	7	ANTHONY	31	20,435
APR 1	R	W	DETROIT	98-89	21-17	17-21	38-38	W3	BAREA	29	PACHULIA	11	4 TIED WITH	3	MORRIS	31	19,031
APR 3	R	W	MINNESOTA	88-78	21-17	18-21	39-38	W4	BAREA	21	ANDERSON	10	BAREA	6	WIGGINS	30	16,117
APR 6	H	W	HOUSTON	88-86	22-17	18-21	40-38	W5	BAREA	27	LEE	8	BAREA	8	HARDEN	26	20,108
APR 8	H	W	MEMPHIS	103-93	23-17	18-21	41-38	W6	NOWITZKI	21	ANDERSON	10	FELTON	14	ALLEN	25	20,211
APR 10	R	L	L.A. CLIPPERS	91-98	23-17	18-22	41-39	L1	FELTON	21	LEE	7	FELTON	5	CRAWFORD		



2014-2015

TOP ROW L-R MIKE WEINAR, MIKE SHEDD, DARRELL ARMSTRONG, TERDEMA USSERY, RICK CARLISLE, JAMAHL MOSLEY, KALEB CANALES, MONTE MATHIS, BRAD DAVIS **MIDDLE ROW L-R** MONDRICK JONES, ROLAND BEECH, JOHNNY CARPENTER, TERRY SULLIVAN, CRAIG METCALFE, DON KALKSTEIN, CHARLIE VILLANUEVA, DIRK NOWITZKI, TYSON CHANDLER, AMARE STOUDEMIRE, DWIGHT POWELL, BERNARD JAMES, GREG SMITH, AL-FAROUQ AMINU, AL WHITLEY, GARY BOREN, CASEY SPANGLER, CHRIS NEWELL, MIKE PROCOPIO, JAMES BROCATO **BOTTOM ROW L-R** DIONNE CALHOUN, CASEY SMITH, MONTA ELLIS, CHANDLER PARSONS, DEVIN HARRIS, JOSE JUAN BAREA, RAYMOND FELTON, RICHARD JEFFERSON, RAJON RONDO, JEREMY HOLSOPPLE

SEASON NOTEBOOK

Won 50, lost 32 (fourth, Southwest)...The Mavericks finished the 2014-15 campaign with a 50-win season (50-32) for the 14th time in franchise history and 12th time in the last 15 years...Dallas earned the 7th seed in the Western Conference Playoffs where they fell in the opening round to the 2-seeded Houston Rockets...Dirk Nowitzki continued his climb up the NBA's all-time scoring list when he moved from 10th place to seventh place in career scoring with 28,119 points after passing Hakeem Olajuwon, Elvin Hayes and Moses Malone over the course of the season...Nowitzki became the top foreign-born scorer of all-time (Olajuwon, Nigeria) on 11/11 and went on to play in his 13th All-Star game where he finished with 5 points, 5 rebounds and 2 steals in 12 minutes at the 2015 NBA All-Star Game in New York...Rick Carlisle recorded his 600th career win at Miami on 1/30 and became just the 24th coach in NBA history to reach 600 wins.

	G	GS	MIN	FG	FGA	PCT	3FG	3FGA	PCT	FT	FTA	PCT	OFF	DEF	TOT	AST	PF	DQ	STL	TO	BLK	PTS	AVG
Ellis	80	80	2699	602	1354	.445	81	284	.285	228	303	.752	34	156	190	329	197	0	148	198	25	1513	18.9
Nowitzki	77	77	2282	487	1062	.459	104	274	.380	255	289	.882	44	413	457	143	160	1	39	82	33	1333	17.3
Parsons	66	66	2186	383	829	.462	132	347	.380	139	193	.720	64	259	323	161	140	2	69	96	19	1037	15.7
Stoudemire (TOT)	59	15	1244	273	490	.557	0	4	.000	134	186	.720	110	219	329	45	161	3	29	78	38	680	11.5
Stoudemire (DAL)	23	1	380	104	179	.581	0	1	.000	40	59	.678	27	57	84	8	50	0	9	15	4	248	10.8
Chandler	75	75	2286	293	440	.666	0	0	---	185	257	.720	294	570	864	84	169	0	42	105	91	771	10.3
Rondo (TOT)	68	68	2019	275	645	.426	27	86	.314	31	78	.397	73	300	373	538	153	1	91	210	7	608	8.9
Rondo (DAL)	46	46	1319	194	445	.436	19	54	.352	19	42	.452	48	160	208	301	111	1	54	135	4	426	9.3
Wright	27	0	505	101	135	.748	0	0	---	36	48	.750	51	59	110	10	44	0	17	13	42	238	8.8
Harris	76	3	1685	219	524	.418	95	266	.357	132	162	.815	13	122	135	237	147	2	78	85	14	665	8.8
Barea	77	10	1362	225	536	.420	54	167	.323	76	94	.809	23	111	134	263	104	0	33	70	1	580	7.5
Nelson	23	23	584	61	163	.374	38	103	.369	7	8	.875	14	49	63	95	53	0	15	39	2	167	7.3
Villanueva	64	1	678	150	362	.414	83	221	.376	20	35	.571	30	119	149	19	64	0	15	28	22	403	6.3
Jefferson	74	18	1244	144	324	.444	66	155	.426	78	114	.684	25	158	183	61	115	0	32	52	11	432	5.8
Aminu	74	3	1366	147	357	.412	34	124	.274	84	118	.712	114	228	342	59	137	0	70	55	62	412	5.6
Felton	29	3	281	43	106	.406	10	34	.294	12	15	.800	2	24	26	41	17	0	11	18	4	108	3.7
Crowder	25	0	265	33	76	.434	13	38	.342	10	11	.909	12	17	29	12	26	0	15	10	5	89	3.6
Powell (TOT)	29	0	236	31	67	.463	3	11	.273	25	33	.758	18	32	50	9	40	1	9	11	6	90	3.1
Powell (DAL)	24	0	227	27	62	.435	3	11	.273	24	31	.774	18	31	49	9	39	1	7	9	6	81	3.4
James	16	2	158	12	27	.444	0	0	---	20	23	.870	18	21	39	4	17	0	2	6	15	44	2.8
Smith	42	2	363	30	49	.612	0	0	---	20	39	.513	26	53	79	9	53	0	7	11	11	80	1.9
Ledo	5	0	11	0	6	.000	0	3	.000	1	2	.500	1	1	2	1	1	0	0	2	0	1	0.2
MAVERICKS	82	-	19880	3255	7036	.463	732	2082	.352	1386	1843	.752	858	2608	3466	1846	1644	7	663	1062	371	8628	105.2
OPPONENTS	82	-	19880	3117	6930	.450	741	2034	.364	1415	1879	.753	1006	2778	3784	1830	1816	13	602	1339	314	8390	102.3





2014-15 SEASON STATISTICS & RESULTS

No	Date	H-R	W-L	Opponent	Score	Home Record	Road Record	Total Record	Sk	Dallas Hi Scorer	Pt	Dallas Hi Rebr	Rb	Dallas Hi Assists	Ast	Opponent Hi Scorer	Pt	Attend
1	OCT 30	H	W	ATLANTA	118-109	1-0	0-0	1-0	W1	ELLIS	32	DALEMBERT	9	CALDERON	11	TEAGUE	24	19,834
2	NOV 1	R	L	HOUSTON	105-113	1-0	0-1	1-1	L1	NOWITZKI	22	BLAIR/MARION	10	CALDERON	6	HARDEN	34	18,142
3	NOV 2	H	W	MEMPHIS	111-99	2-0	0-1	2-1	W1	NOWITZKI	24	MARION	14	CALDERON	5	CONLEY	24	20,262
4	NOV 5	H	W	L.A. LAKERS	123-104	3-0	0-1	3-1	W2	ELLIS	30	BLAIR/NOWITZKI	8	ELLIS	9	YOUNG	21	19,670
5	NOV 6	R	L	OKLA CITY	93-107	3-0	0-2	3-2	L1	ELLIS	20	DALEMBERT	9	CALDERON	3	DURANT	23	18,203
6	NOV 8	R	L	MINNESOTA	108-116	3-0	0-3	3-3	L2	ELLIS	23	BLAIR	9	CALDERON	7	MARTIN/LOVE	32	13,677
7	NOV 9	R	W	MILWAUKEE	91-83	3-0	1-3	4-3	W1	ELLIS	18	BLAIR	11	ELLIS	5	MAYO	28	16,448
8	NOV 12	H	W	WASHINGTON	105-95	4-0	1-3	5-3	W2	ELLIS/NOWITZKI	19	BLAIR	11	ELLIS	7	ARIZA	27	19,627
9	NOV 15	R	L	MIAMI	104-110	4-0	1-4	5-4	L1	NOWITZKI	28	DALEMBERT	9	BLAIR/CALDER	5	JAMES	39	19,772
10	NOV 16	R	W	ORLANDO	108-100	4-0	2-4	6-4	W1	ELLIS	19	MARION	8	CALDERON	9	AFFLALO	25	15,039
11	NOV 18	H	W	PHILADELPHIA	97-94	5-0	2-4	7-4	W2	ELLIS	24	DALEMBERT	14	ELLIS	10	TURNER	26	19,790
12	NOV 20	H	W	HOUSTON	123-120	6-0	2-4	8-4	W3	ELLIS	37	DALEMBERT	10	ELLIS	9	HOWARD	33	20,045
13	NOV 22	H	W	UTAH	103-93	7-0	2-4	9-4	W4	ELLIS	26	DALEMBERT	12	ELLIS	6	WILLIAMS	19	19,781
14	NOV 23	R	L	DENVER	100-102	7-0	2-5	9-5	L1	NOWITZKI	27	BLAIR	10	CALDERON	5	LAWSON	20	17,841
15	NOV 25	H	L	DENVER	96-110	7-1	2-5	9-6	L2	ELLIS	22	MARION	12	MARION/ELLIS	4	HICKSON	22	19,677
16	NOV 27	H	W	GOLDEN STATE	103-99	8-1	2-5	10-6	W1	NOWITZKI	22	BLAIR	9	ELLIS	10	CURRY	29	20,211
17	NOV 29	R	L	ATLANTA	87-88	8-1	2-6	10-7	L1	NOWITZKI/CALD	16	BLAIR	18	ELLIS/CARTER	4	TEAGUE	25	15,463
18	NOV 30	H	L	MINNESOTA	106-112	8-2	2-6	10-8	L2	ELLIS	26	BLAIR	8	MEKEL	7	MARTIN	27	20,173
19	DEC 3	H	W	CHARLOTTE	89-82	9-2	2-6	11-8	W1	NOWITZKI	25	MARION	10	ELLIS	5	JEFFERSON	19	19,612
20	DEC 4	R	W	NEW ORLEANS	100-97	9-2	3-6	12-8	W2	NOWITZKI	21	NOWITZKI	7	ELLIS	10	HOLIDAY	26	14,524
21	DEC 7	R	W	PORTLAND	108-106	9-2	4-6	13-8	W3	NOWITZKI	30	BLAIR	8	NOWITZKI/CALDER	7	LILLARD	32	20,142
22	DEC 9	R	L	SACRAMENTO	97-112	9-2	4-7	13-9	L1	ELLIS	21	CROWDER	7	NOWITZKI	7	COUSINS	32	15,329
23	DEC 11	R	L	GOLDEN STATE	93-95	9-2	4-8	13-10	L2	NOWITZKI/ELLIS	21	BLAIR/MARION	9	CALDER/ELLIS	5	CURRY	33	19,596
24	DEC 14	H	W	MILWAUKEE	106-93	10-2	4-8	14-10	W1	WRIGHT	19	MARION	12	CARTER	9	HENSON	18	19,973
25	DEC 18	H	W	MEMPHIS	105-91	11-2	4-8	15-10	W2	NOWITZKI	20	MARION/DALEM	7	CARTER	6	ALLEN	16	19,425
26	DEC 20	H	L	TORONTO	108-109*	11-3	4-8	15-11	L1	CALDERON	23	MARION	9	ELLIS	11	LOWRY	20	19,406
27	DEC 21	R	L	PHOENIX	108-123	11-3	4-9	15-12	L2	NOWITZKI	21	WRIGHT	6	ELLIS	9	BLEDSE	25	15,241
28	DEC 23	R	W	HOUSTON	111-104	11-3	5-9	16-12	W1	NOWITZKI	31	DALEMBERT	7	ELLIS/CALDER	5	HOWARD	29	18,328
29	DEC 26	H	L	SAN ANTONIO	107-116	11-4	5-9	16-13	L1	NOWITZKI	25	BLAIR	11	ELLIS	6	PARKER	23	20,305
30	DEC 28	R	W	CHICAGO	105-83	11-4	6-9	17-13	W1	ELLIS	22	MARION	13	CALDERON	7	NOAH	20	22,099
31	DEC 30	R	W	MINNESOTA	100-98	11-4	7-9	18-13	W2	MARION	32	DALEMBERT	7	ELLIS	10	LOVE	36	16,111
32	JAN 1	R	W	WASHINGTON	87-78	11-4	8-9	19-13	W3	ELLIS	23	MARION	9	MARION	4	WALL	22	15,713
33	JAN 3	H	L	L.A. CLIPPERS	112-119	11-5	8-9	19-14	L1	NOWITZKI	24	MARION	6	ELLIS	9	JORDAN/GRIFFIN	25	20,187
34	JAN 5	H	L	NEW YORK	80-92	11-6	8-9	19-15	L2	NOWITZKI	18	NOWITZKI	9	CALDERON	6	ANTHONY	19	19,892
35	JAN 7	H	W	L.A. LAKERS	110-97	12-6	8-9	20-15	W1	NOWITZKI	27	BLAIR	9	ELLIS	9	MEKES	24	19,656
36	JAN 8	R	L	SAN ANTONIO	90-112	12-6	8-10	20-16	L1	ELLIS	21	BLAIR	6	MEKEL	5	PARKER	25	18,581
37	JAN 10	R	W	NEW ORLEANS	107-90	12-6	9-10	21-16	W1	NOWITZKI	24	DALEMBERT	8	ELLIS	8	GORDON	27	16,533
38	JAN 11	H	W	NEW ORLEANS	110-107	13-6	9-10	22-16	W2	NOWITZKI	40	DALEMBERT	9	CALDERON	5	DAVIS	28	20,116
39	JAN 13	H	W	ORLANDO	107-88	14-6	9-10	23-16	W3	ELLIS	21	BLAIR	7	MEKEL	7	NELSON	21	19,695
40	JAN 15	R	L	L.A. CLIPPERS	127-129	14-6	9-11	23-17	L1	NOWITZKI	27	NOWITZKI	8	ELLIS	13	REDICK	33	19,208
41	JAN 17	R	W	PHOENIX	110-107	14-6	10-11	24-17	W1	ELLIS	24	MARION/DALEM	7	ELLIS	7	DRAGIC	28	16,486
42	JAN 18	H	L	PORTLAND	111-127	14-7	10-11	24-18	L1	NOWITZKI	18	DALEMBERT	6	LARKIN	4	ALDRIDGE	30	20,375
43	JAN 20	R	W	CLEVELAND	102-97	14-7	11-11	25-18	W1	ELLIS	22	NOWITZKI	10	ELLIS	8	IRVING	26	18,762
44	JAN 22	R	L	TORONTO	85-93	14-7	11-12	25-19	L1	ELLIS	21	BLAIR/DALEM	7	ELLIS	6	DEROZAN	40	18,179
45	JAN 24	R	L	BROOKLYN	106-107	14-7	11-13	25-20	L2	CARTER	19	MARION	11	ELLIS	7	TELETOVIC	34	16,110
46	JAN 26	H	W	DETROIT	116-106	15-7	11-13	26-20	W1	NOWITZKI	28	NOWITZKI	9	HARRIS	7	JENNINGS	26	19,662
47	JAN 29	H	L	HOUSTON	115-117	15-8	11-13	26-21	L1	NOWITZKI	38	NOWITZKI	17	ELLIS/CALDER	5	PARSONS	26	19,359
48	JAN 31	H	W	SACRAMENTO	107-103	16-8	11-13	27-21	W1	NOWITZKI	34	WRIGHT	10	CALDERON	7	GAY	35	19,614
49	FEB 3	H	W	CLEVELAND	124-107	17-8	11-13	28-21	W2	NOWITZKI	23	NOWITZKI	8	CALDERON	10	IRVING	27	19,595
50	FEB 5	R	W	MEMPHIS	110-96	17-8	12-13	29-21	W3	NOWITZKI	26	DALEMBERT	10	CARTER	7	RANDOLPH	25	16,188
51	FEB 7	H	W	UTAH	103-81	18-8	12-13	30-21	W4	ELLIS	22	CARTER	8	CALDERON	7	WILLIAMS	21	19,928
52	FEB 9	R	W	BOSTON	102-91	18-8	13-13	31-21	W5	NOWITZKI	20	DALEMBERT	11	HARRIS	7	GREEN	18	17,650
53	FEB 11	R	L	CHARLOTTE	89-114	18-8	13-14	31-22	L1	ELLIS/NOWITZKI	16	DALEMBERT	6	ELLIS	7	JEFFERSON	30	11,467
54	FEB 12	R	W	INDIANA	81-73	18-8	14-14	32-22	W1	ELLIS	23	ELLIS	9	ELLIS	6	G. HILL	14	17,663
55	FEB 18	H	L	MIAMI	106-117	18-9	14-14	32-23	L1	NOWITZKI	22	NOWITZKI	9	NOWITZKI	7	JAMES	42	20,461
56	FEB 21	R	W	PHILADELPHIA	124-112	18-9	15-14	33-23	W1	NOWITZKI	25	CARTER	9	CALDERON	10	YOUNG	30	14,928
57	FEB 22	R	W	DETROIT	113-102	18-9	16-14	34-23	W2	NOWITZKI	24	MARION	11	ELLIS	13	SMITH	32	15,213
58	FEB 24	R	W	NEW YORK	110-108	18-9	17-14	35-23	W3	CARTER	23	DALEMBERT	10	HARRIS	8	ANTHONY	44	19,812
59	FEB 26	H	W	NEW ORLEANS	108-89	19-9	17-14	36-23	W4	ELLIS	23	MARION	8	ELLIS	7	GORDON	19	19,729
60	FEB 28	H	L	CHICAGO	91-100	19-10	17-14	36-24	L1	ELLIS	20	DALEMBERT	10	ELLIS	5	GIBSON	20	20,398
61	MAR 2	R	L	SAN ANTONIO	106-112	19-10	17-15	36-25	L2	NOWITZKI	22	DALEMBERT	10	ELLIS	8	PARKER	22	18,581
62	MAR 5	R	L	DENVER	110-115	19-10	17-16	36-26	L3	NOWITZKI	27	NOWITZKI	7	HARRIS	11	CHANDLER	21	14,541
63	MAR 7	H	W	PORTLAND	103-98	20-10	17-16	37-26	W1	NOWITZKI	22	ELLIS	8	ELLIS	7	ALDRIDGE	30	20,251
64	MAR 9	H	W	INDIANA	105-94	21-10	17-16	38-26	W2	HARRIS/ELLIS	20	ELLIS/DALEM	8	CALDERON	7	GEORGE	27	20,361
65	MAR 11	R	L	GOLDEN STATE	85-108	21-10	17-17	38-27	L1	ELLIS	15	BLAIR	8	CALDERON	5	CRAWFORD	19	19,596
66	MAR 12	R	W	UTAH	108-101	21-10	18-17	39-27	W1	NOWITZKI	31	NOWITZKI	8	ELLIS	11	BURKE	20	17,982
67	MAR 16	R	W	OKLA CITY	109-86	21-10	19-17	40-27	W2	MARION	19	WRIGHT	8	ELLIS/CALDER	7	DURANT	30	18,203
68	MAR 17	H	W	BOSTON	94-89	22-10	19-17	41-27	W3	NOWITZKI	19	ELLIS/DALEM	7	HARRIS	6	BAYLESS	19	20,132
69	MAR 19	H	L	MINNESOTA	122-123*	22-11	19-17	41-28	L1	NOWITZKI	27	DALEMBERT	14	MARION	5	LOVE	35	



2013-14

BOTTOM ROW L-R COURTNEY LEE, TERY BURKE, JALEN BRUNSON, DEVIN HARRIS, CYNTHIA MARSHALL, JOSE JUAN BAREA, LUKA DONCIC, RYAN BROEKHOFF, DARYL MACON, TIM HARDAWAY JR. **MIDDLE ROW L-R** KRISTAPS PORZINGIS, DORIAN FINNEY-SMITH, DWIGHT POWELL, MAXI KLEBER, DIRK NOWITZKI, SALAH MEJRI, KOSTAS ANTETOKOUNMPO, JUSTIN JACKSON **TOP ROW L-R** PETER PATTON, GOD SHAMMGOD, MIKE SHEDD, LARRY SHYATT, STEPHEN SILAS, RICK CARLISLE, JAMAHL MOSLEY, MIKE WEINAR, DARRELL ARMSTRONG, JENNY BOUCEK

SEASON NOTEBOOK: The Dallas Mavericks finished 33-49 (.402) in 2013-14, missing the playoffs for the third straight year (after they reached the postseason 15 times in a 16-year span from 2001 to 2016). Dirk Nowitzki played his 21st and final season with the Mavericks, becoming the only player in NBA history to play 21 years with a single team. Nowitzki, who made his 14th All-Star appearance in 2013 (he was named as a special roster addition by NBA Commissioner Adam Silver), finished his career ranked sixth on the league's all-time scoring list with 31,560 points. Luka Dončić took the league by storm in his first NBA season, averaging a team-high 21.2 points, 7.8 rebounds and a team-high 6.0 assists per game in 72 games (all starts) en route to earning 2013-14 Kia NBA Rookie of the Year honors. Dončić, who joined Jason Kidd as the only Mavericks ever garner the Rookie of the Year award (Kidd shared the honor with Detroit's Grant Hill in 1994-95), also became just the second rookie in NBA history (along with Oscar Robertson) to average at least 20 points, 7 rebounds and 6 assists per game.

	G	GS	MIN	FG	FGA	PCT	3FG	3FGA	PCT	FT	FTA	PCT	OFF	DEF	TOT	AST	PF	DQ	STL	TO	BLK	PTS	AVG
Doncic	72	72	2318	506	1186	.427	168	514	.327	346	485	.713	86	477	563	429	137	0	77	247	25	1526	21.2
Hardaway (TOT)	65	63	2057	390	993	.393	162	477	.340	232	276	.841	33	189	222	159	141	1	54	105	8	1174	18.1
Hardaway (DAL)	19	17	558	108	267	.404	45	140	.321	33	43	.767	7	54	61	37	35	0	12	24	2	294	15.5
Barnes	49	49	1584	290	717	.404	121	311	.389	165	198	.833	36	171	207	62	79	0	33	68	11	866	17.7
Matthews	44	44	1312	194	469	.414	100	263	.380	87	110	.791	20	82	102	100	102	0	33	58	12	575	13.1
Smith	32	32	908	157	357	.440	43	125	.344	57	82	.695	18	79	97	138	82	0	40	100	11	414	12.9
Jordan	50	50	1554	208	323	.644	0	0	---	135	198	.682	161	525	686	99	125	1	33	111	53	551	11.0
Barea	38	0	752	161	385	.418	38	128	.297	55	78	.705	13	82	95	211	50	0	22	72	1	415	10.9
Burke (TOT)	58	8	1124	236	548	.431	56	159	.352	103	124	.831	28	71	99	159	58	0	33	49	7	631	10.9
Burke (DAL)	25	1	436	88	190	.463	26	73	.356	41	49	.837	13	24	37	65	25	0	12	20	2	243	9.7
Powell	77	22	1662	290	486	.597	39	127	.307	196	254	.772	140	271	411	112	201	3	44	67	50	815	10.6
Brunson	73	38	1591	264	565	.467	63	181	.348	87	120	.725	25	144	169	230	127	0	37	88	4	678	9.3
Finney-Smith	81	26	1985	228	528	.432	79	254	.311	73	103	.709	138	251	389	95	186	1	69	74	36	608	7.5
Nowitzki	51	20	795	135	376	.359	64	205	.312	39	50	.780	5	153	158	35	76	0	9	18	18	373	7.3
Jackson (TOT)	81	14	1613	217	485	.447	87	245	.355	62	79	.785	44	168	212	96	99	0	32	29	14	583	7.2
Jackson (DAL)	29	11	531	92	190	.484	32	86	.372	21	29	.724	19	47	66	28	32	0	9	7	1	237	8.2
Kleber	71	18	1502	175	386	.453	77	218	.353	58	74	.784	90	239	329	70	143	0	36	54	78	485	6.8
Harris	68	2	1071	132	347	.380	62	200	.310	102	134	.761	12	100	112	122	133	0	35	56	16	428	6.3
Lee (TOT)	34	6	428	53	129	.411	16	55	.291	14	21	.667	9	45	54	37	32	0	21	14	3	136	4.0
Lee (DAL)	22	4	268	32	82	.390	11	39	.282	5	7	.714	3	24	27	21	19	0	13	9	1	80	3.6
Broekhoff	42	0	453	57	126	.452	38	93	.409	15	19	.789	8	55	63	22	35	0	6	16	4	167	4.0
Mejri	36	4	399	55	112	.491	11	34	.324	20	32	.625	36	95	131	35	55	0	10	21	26	141	3.9
Macon	8	0	90	10	27	.370	5	11	.455	4	7	.571	2	10	12	7	8	0	1	6	0	29	3.6
Antetokounmpo	2	0	11	0	3	.000	0	0	---	2	4	.500	0	1	1	0	0	0	2	1	0	2	1.0
Spalding	1	0	1	0	0	---	0	0	---	0	0	---	0	0	0	0	0	0	0	0	0	0	0.0
MAVERICKS	82	-	19780	3182	7122	.447	1022	3002	.340	1541	2076	.742	832	2884	3716	1918	1650	5	533	1167	351	8927	108.9
OPPONENTS	82	-	19780	3357	7315	.459	918	2667	.344	1400	1802	.777	836	2840	3676	2011	1905	13	643	1065	368	9032	110.1





2013-14 SEASON STATISTICS & RESULTS

DATE	OPPONENT	SCORE	HOME	ROAD	TOTAL	DALLAS	DALLAS	DALLAS	OPPONENT	PT	ATTEND				
		W/L	DAL-OPP	RECORD	RECORD	RECORD	HI SCORER	PT	HI REBR	RB	HI ASSISTS	AST	HI SCORER	PT	ATTEND
OCT 17	@ PHOENIX	L	100-121	0-0	0-1	0-1	POWELL	16	JORDAN	12	BAREA	10	BOOKER	35	18,055
OCT 20	MINNESOTA	W	140-136	1-0	0-1	1-1	DONCIC	26	JORDAN	10	BAREA	11	TOWNS	31	20,205
OCT 22	CHICAGO	W	115-109	2-0	0-1	2-1	MATTHEWS	20	JORDAN	16	DONCIC	6	LAVINE	34	19,291
OCT 24	@ ATLANTA	L	104-111	2-0	0-2	2-2	MATTHEWS	23	JORDAN	16	BAREA	9	BAZEMORE	32	16,705
OCT 26	@ TORONTO	L	107-116	2-0	0-3	2-3	DONCIC	22	JORDAN	15	JORDAN	5	LEONARD	21	19,800
OCT 28	UTAH	L	104-113	2-1	0-3	2-4	SMITH	27	JORDAN	19	JORDAN	9	GOBERT	23	19,571
OCT 29	@ SAN ANTONIO	L	108-113(OT)	2-1	0-4	2-5	DONCIC	31	JORDAN	19	DONCIC	4	DEROZAN	34	18,354
OCT 31	@ L.A. LAKERS	L	113-114	2-1	0-5	2-6	MATTHEWS	21	JORDAN	12	BAREA	10	JAMES	29	18,997
NOV 2	NEW YORK	L	106-118	2-2	0-5	2-7	SMITH	23	JORDAN	10	DONCIC/BAREA	6	TRIER	23	20,008
NOV 6	WASHINGTON	W	119-100	3-2	0-5	3-7	DONCIC	23	BARNES	13	BAREA	8	WALL	24	19,234
NOV 7	@ UTAH	L	102-117	3-2	0-6	3-8	DONCIC	24	JORDAN	12	MATTHEWS	4	MITCHELL	23	18,306
NOV 10	OKLAHOMA CITY	W	111-96	4-2	0-6	4-8	DONCIC	22	JORDAN	9	DONCIC	8	GEORGE	20	19,818
NOV 12	@ CHICAGO	W	103-98	4-2	1-6	5-8	BARNES	23	JORDAN	16	BAREA	5	LAVINE	26	19,012
NOV 14	UTAH	W	118-68	5-2	1-6	6-8	BARNES	19	JORDAN	10	BAREA	5	RUBIO	11	19,371
NOV 17	GOLDEN STATE	W	112-109	6-2	1-6	7-8	DONCIC	24	JORDAN	10	SMITH	6	DURANT	32	20,260
NOV 19	@ MEMPHIS	L	88-98	6-2	1-7	7-9	SMITH	19	JORDAN	20	SMITH	5	CONLEY	28	15,997
NOV 21	BROOKLYN	W	119-113	7-2	1-7	8-9	BARNES	28	JORDAN	14	BAREA	7	CRABBE	27	19,926
NOV 24	BOSTON	W	113-104	8-2	1-7	9-9	BAREA/BARNES	20	JORDAN	13	DONCIC/BAREA	8	TATUM	21	20,226
NOV 28	@ HOUSTON	W	128-108	8-2	2-7	10-9	HARRIS/DONCIC	20	JORDAN	7	BAREA	12	HARDEN	25	18,055
NOV 30	@ L.A. LAKERS	L	103-114	8-2	2-8	10-10	BARNES	29	JORDAN	12	DONCIC	5	JAMES	28	18,997
DEC 2	L.A. CLIPPERS	W	114-110	9-2	2-8	11-10	BARNES	30	JORDAN	23	SMITH	5	HARRELL	23	19,551
DEC 4	PORTLAND	W	111-102	10-2	2-8	12-10	DONCIC	21	JORDAN	16	SMITH	9	LILLARD	33	19,341
DEC 5	@ NEW ORLEANS	L	106-132	10-2	2-9	12-11	BARNES	16	POWELL	10	BRUNSON	7	DAVIS/RANDLE	27	14,810
DEC 8	HOUSTON	W	107-104	11-2	2-9	13-11	MATTHEWS	21	JORDAN	20	BAREA	4	HARDEN	35	20,254
DEC 10	ORLANDO	W	101-76	12-2	2-9	14-11	BARNES	19	DONCIC	11	DONCIC	9	SIMMONS	18	19,334
DEC 12	ATLANTA	W	114-107	13-2	2-9	15-11	BARNES	25	JORDAN	11	DONCIC	6	YOUNG	24	19,643
DEC 13	@ PHOENIX	L	89-99	13-3	2-10	15-12	BARNES	15	JORDAN	15	DONCIC	6	WARREN	30	13,265
DEC 16	SACRAMENTO	L	113-120	13-2	2-10	15-13	DONCIC	28	JORDAN	23	DONCIC	9	HIELD/FOX	28	19,935
DEC 18	@ DENVER	L	118-126	13-3	2-11	15-14	BARNES	30	JORDAN	12	DONCIC	12	JOKIC	32	15,764
DEC 20	@ L.A. CLIPPER	L	121-125	13-3	2-12	15-15	DONCIC	32	JORDAN	22	BAREA	8	GALLINARI	32	17,528
DEC 22	@ GOLDEN STATE	L	116-120	13-3	2-13	15-16	MATTHEWS	25	JORDAN	23	BAREA	6	DURANT	29	19,596
DEC 23	@ PORTLAND	L	118-121(OT)	13-3	2-14	15-17	BARNES	27	DONCIC	11	BAREA	8	LILLARD	33	19,707
DEC 26	NEW ORLEANS	W	122-119	14-3	2-14	16-17	DONCIC	21	JORDAN	12	DONCIC	10	DAVIS	32	20,340
DEC 28	@ NEW ORLEANS	L	112-114	14-3	2-15	16-18	DONCIC	34	JORDAN	15	KLEBER/BAREA	4	DAVIS	48	18,364
DEC 30	OKLAHOMA CITY	W	105-103	15-3	2-15	17-18	DONCIC	25	JORDAN	17	BAREA	10	GEORGE	36	20,380
DEC 31	@ OKLAHOMA CIT	L	102-122	15-3	2-16	17-19	BARNES	25	JORDAN	10	BAREA	8	WESTBROOK	32	18,203
JAN 2	@ CHARLOTTE	W	122-84	15-3	3-16	18-19	SMITH/DONCIC	18	JORDAN	13	SMITH	7	WALKER	11	16,955
JAN 4	@ BOSTON	L	93-114	15-3	3-17	18-20	BARNES	20	JORDAN	15	DONCIC	4	BROWN	21	18,624
JAN 5	@ PHILADELPHIA	L	100-106	15-3	3-18	18-21	MATTHEWS	18	BRUNSON	11	BRUNSON	8	EMBIID	25	20,656
JAN 7	L.A. LAKERS	L	97-107	15-4	3-18	18-22	DONCIC	27	JORDAN	19	BAREA	3	B. INGRAM	29	20,354
JAN 9	PHOENIX	W	104-94	16-4	3-18	19-22	DONCIC	30	KLEBER	9	MATTHEWS	5	WARREN	20	19,596
JAN 11	@ MINNESOTA	W	119-115	16-4	4-18	20-22	DONCIC	29	JORDAN	15	DONCIC	12	TOWNS	30	18,978
JAN 13	GOLDEN STATE	L	114-119	16-5	4-18	20-23	DONCIC	26	JORDAN	14	MATTHEWS	5	CURRY	48	20,340
JAN 16	SAN ANTONIO	L	101-105	16-6	4-18	20-24	DONCIC	25	JORDAN	9	DONCIC	8	BELINELLI	17	20,214
JAN 19	@ INDIANA	L	99-111	16-6	4-19	20-25	BARNES	20	JORDAN	16	DONCIC	6	EVANS	19	17,508
JAN 21	@ MILWAUKEE	L	106-116	16-6	4-20	20-26	DONCIC	18	JORDAN	15	DONCIC	10	ANETOKOUNMPO	31	17,963
JAN 22	L.A. CLIPPERS	W	106-98	17-6	4-20	21-26	BARNES	20	JORDAN	16	DONCIC	6	BEVERLEY	16	19,466
JAN 25	DETROIT	W	106-101	18-6	4-20	22-26	DONCIC	32	JORDAN	11	DONCIC	8	GRIFFIN	35	20,327
JAN 27	TORONTO	L	120-123	18-7	4-20	22-27	DONCIC	35	DONCIC	12	DONCIC	10	LEONARD	33	20,308
JAN 30	@ NEW YORK	W	114-90	18-7	5-20	23-27	BARNES	19	SMITH	10	SMITH	15	KNOX	17	18,842
JAN 31	@ DETROIT	L	89-93	18-7	5-21	23-28	BARNES	27	MEJRI	9	BRUNSON	6	GRIFFIN	24	14,075
FEB 2	@ CLEVELAND	W	111-98	18-7	6-21	24-28	DONCIC	35	DONCIC	11	DONCIC	6	CLARKSON	19	19,432
FEB 6	CHARLOTTE	W	99-93	19-7	6-21	25-28	DONCIC	19	POWELL	12	DONCIC	11	WALKER	30	19,606
FEB 8	MILWAUKEE	L	107-122	19-8	6-21	25-29	DONCIC	20	POWELL	8	BURKE	5	ANETOKOUNMPO	29	20,420
FEB 10	PORTLAND	W	102-101	20-8	6-21	26-29	DONCIC	28	DONCIC	9	BRUNSON	7	LILLARD	30	20,340
FEB 11	@ HOUSTON	L	104-120	20-8	6-22	26-30	DONCIC	21	DONCIC	10	DONCIC	8	HARDEN	31	18,055
FEB 13	MIAMI	L	101-112	20-9	6-22	26-31	HARDWAY	20	DONCIC	12	DONCIC	9	WADE	22	20,364
FEB 22	DENVER	L	104-114	20-10	6-22	26-32	BRUNSON	22	FINNEY-SMITH	9	HARRIS	5	JOKIC	19	20,382
FEB 23	@ UTAH	L	109-125	20-10	6-23	26-33	HARDWAY	21	BURKE	7	POWELL	5	MITCHELL/RUBIO	25	18,306
FEB 25	@ L.A. CLIPPER	L	112-121	20-10	6-24	26-34	DONCIC	28	DONCIC	10	DONCIC	10	HARRELL	32	19,068
FEB 27	INDIANA	W	110-101	21-10	6-24	27-34	DONCIC	26	DONCIC	10	DONCIC	7	BOGDANOVIC	22	19,978
MAR 2	MEMPHIS	L	81-111	21-11	6-24	27-35	DONCIC	22	POWELL	8	POWELL	4	VALANCIUNAS	20	20,233
MAR 4	@ BROOKLYN	L	88-127	21-11	6-25	27-36	POWELL	20	DONCIC	6	POWELL	6	CARROLL	22	17,064
MAR 6	@ WASHINGTON	L	123-132	21-11	6-26	27-37	DONCIC	31	DONCIC	11	BRUNSON	8	BEAL	30	16,867
MAR 8	@ ORLANDO	L	106-111	21-11	6-27	27-38	DONCIC	24	DONCIC	8	BRUNSON	9	ROSS	22	19,196
MAR 10	HOUSTON	L	93-94	21-12	6-27	27-39	DONCIC	19	DONCIC	15	DONCIC	9	GORDON	26	20,423
MAR 12	SAN ANTONIO	L	105-112	21-13	6-27	27-40	BRUNSON	34	FINNEY-SMITH	7	DONCIC	7	DEROZAN	33	20,366
MAR 14	@ DENVER	L	99-100	21-13	6-28	27-41	DONCIC	24	KLEBER/DONCIC	11	DONCIC	9	MILLSAP	33	19,520
MAR 16	CLEVELAND	W	121-116	22-13	6-28	28-41	HARDWAY	22	KLEBER	12	HARRIS	9	SEXTON	28	20,347
MAR 18	NEW ORLEANS	L	125-129(OT)	22-14	6-28	28-42	DONCIC	29	DONCIC	13	DONCIC	10	RANDLE	30	20,276
MAR 20	@ PORTLAND	L	118-126	22-14	6-29	28-43	DONCIC	24	POWELL	9	DONCIC	6	LILLARD	33	19,803
MAR 21	@ SACRAMENTO	L	100-116	22-14	6-30	28-44	JACKSON	19	DONCIC	10	POWELL	5	HIELD	29	17,583
MAR 23	@ GOLDEN STATE	W	126-91	22-14	7-30	29-44	DONCIC	23	DONCIC	11	DONCIC	10	DURANT	25	19,596
MAR 26	SACRAMENTO	L	121-125	22-15	7-30	29-45	DONCIC	28	POWELL	13	DONCIC	12	FOX	23	20,168
MAR 28	@ MIAMI	L	99-105	22-15	7-31	29-46	DONCIC	19	KLEBER	10	DONCIC	7	DRAGIC	23	19,851
MAR 31	@ OKLAHOMA CITY	W	106-103	22-15	8-31	30-46	BURKE	25	NOWITZKI	13	BURKE	8	GEORGE	27	18,203
APR 1	PHILADELPHIA	W	122-102	23-15	8-31	31-46	JACKSON	24	MEJRI	14	BRUNSON	7	REDICK	26	19,645
APR 3	MINNESOTA	L	108-110	23-16	8-31	31-47	DONCIC	27	DONCIC	12	DONCIC	6	TOWNS	28	19,576
APR 5	MEMPHIS	L	112-122	23-17	8-31	31-48	LEE	21	NOWITZKI	7	LEE	7	WRIGHT	26	20,111
APR 7	@ MEMPHIS	W	129-127(OT)	23-17	9-31	32-48	BURKE	24	FINNEY-SMITH	12	BRUNSON	10	HOLIDAY	30	16,744
APR 9	PHOENIX	W	120-109	24-17	9-31	33-48	NOWITZKI	30	DONCIC	16	DONCIC	11	CRAWFORD	51	21,041
APR 10	@ SAN ANTONIO	L	94-105	24-17	9-32	33-49	NOWITZKI	20	POWELL	11	BRUNSON	10	ALDRIDGE	34	18,629





2012-2013

TOP ROW L-R MONDRICK JONES, TERRY SULLIVAN, DEREK EARLS, MIKE SHEDD, MIKE WEINAR, TONY BROWN, MONTE MATHIS, TERDEMA USSERY, RICK CARLISLE, KEITH GRANT, JIM O'BRIEN, DARRELL ARMSTRONG, BRAD DAVIS, ROLAND BEECH, GARY BOREN, MIKE PROCOPIO
MIDDLE ROW L-R DIONNE CALHOUN, SHAWN MARION, BERNARD JAMES, ELTON BRAND, DIRK NOWITZKI, CHRIS KAMAN, BRANDAN WRIGHT, VINCE CARTER, AL WHITLEY, DON KALKSTEIN
BOTTOM ROW L-R ROBERT HACKETT, JAE CROWDER, JARED CUNNINGHAM, RODRIGUE BEAUBOIS, O.J. MAYO, DARREN COLLISON, MIKE JAMES, JOSH AKOIGNON, ANTHONY MORROW, CASEY SMITH

SEASON NOTEBOOK

Won 41, lost 41 (fourth, Southwest)...The Mavericks finished the 2012-13 season with a .500 record (41-41) but missed the playoffs for the first time in 13 years...Dallas began the season without the services of Dirk Nowitzki, who sat out the first 27 games of the year recovering from right knee surgery...The Mavericks welcomed back Nowitzki on Dec. 23 and the team had a strong second half of the season...The Mavericks went 28-18 (.609) in their final 46 games...Despite the strong finish, the Mavericks saw their franchise-best 12-year-long playoff streak come to an end...Nowitzki became the 17th member of the 25,000-point club at New Orleans on 4/14/13 with an 18-foot fadeaway jumper over Robin Lopez at the 6:44 mark of the second quarter (the basket gave him 25,001 career points)...Mavericks Head Coach Rick Carlisle recorded his 500th career win against Portland on 2/6/13 (Dallas defeated Portland, 105-99).

	G	GS	MIN	FG	FGA	PCT	3FG	3FGA	PCT	FT	FTA	PCT	OFF	DEF	TOT	AST	PF	DQ	STL	TO	BLK	PTS	AVG
Nowitzki	53	47	1661	343	728	.471	65	157	.414	166	193	.860	37	326	363	132	93	0	38	70	37	917	17.3
Mayo	82	82	2913	461	1026	.449	142	349	.407	191	233	.820	36	255	291	361	195	1	93	210	23	1255	15.3
Carter	81	3	2093	372	855	.435	162	399	.406	182	223	.816	58	276	334	194	226	1	74	106	44	1088	13.4
Marion	67	67	2010	355	690	.514	23	73	.315	79	101	.782	146	379	525	163	111	0	75	103	47	812	12.1
Collison	81	47	2372	341	724	.471	48	136	.353	242	275	.880	31	188	219	415	139	0	100	173	8	972	12.0
Kaman	66	52	1363	313	617	.507	0	1	.000	67	85	.788	97	275	372	51	141	1	29	103	52	693	10.5
Fisher	9	9	229	23	65	.354	10	23	.435	21	23	.913	0	15	15	31	24	2	5	18	2	77	8.6
B. Wright	64	16	1149	241	404	.597	0	3	.000	59	96	.615	85	175	260	38	78	0	26	34	76	541	8.5
Brand	72	18	1527	226	478	.473	0	1	.000	66	93	.710	130	300	430	70	192	0	50	57	90	518	7.2
M. James	45	23	862	101	271	.373	48	125	.384	23	29	.793	9	63	72	139	95	1	26	55	3	273	6.1
Crowder	78	16	1353	141	367	.384	63	192	.328	47	73	.644	35	152	187	94	128	0	63	49	17	392	5.0
Murphy	14	1	256	22	61	.361	11	35	.314	10	11	.909	7	42	49	7	29	0	10	7	6	65	4.6
Curry	2	0	25	4	8	.500	0	0	---	1	4	.250	2	2	4	0	7	0	0	3	0	9	4.5
Beaubois	45	0	549	65	176	.369	21	72	.292	30	38	.789	9	48	57	84	54	0	19	33	4	181	4.0
Do. Jones	29	3	338	40	109	.367	1	9	.111	35	53	.660	18	27	45	83	29	0	14	38	2	116	4.0
Morrow (TOT)	41	1	383	64	145	.441	16	43	.372	20	22	.909	11	19	30	13	43	0	13	8	1	164	4.0
Morrow (DAL)	17	0	82	17	34	.500	1	5	.200	4	4	1.000	1	3	4	4	10	0	1	4	0	39	2.3
Da. Jones	50	15	635	50	140	.357	8	37	.216	66	82	.805	13	57	70	28	73	0	10	22	5	174	3.5
B. James	46	11	457	53	103	.515	0	2	.000	25	41	.610	52	79	131	6	64	0	12	18	38	131	2.8
Douglas-Roberts	6	0	63	5	14	.357	0	4	.000	7	10	.700	0	5	5	4	4	0	2	1	0	17	2.8
Cunningham	8	0	26	6	14	.429	2	3	.667	2	2	1.000	1	2	3	1	3	0	1	2	0	16	2.0
Akognon	3	0	9	2	4	.500	1	2	.500	0	0	---	0	1	1	1	3	0	0	0	0	5	1.7
C. Wright	3	0	4	1	2	.500	0	0	---	0	0	---	0	0	0	0	0	0	0	1	0	2	0.7
Dentmon	2	0	4	0	2	.000	0	0	---	0	0	---	0	0	0	0	0	0	0	0	0	0	0.0
MAVERICKS	82	-	19980	3182	6892	.462	606	1628	.372	1323	1669	.793	767	2670	3437	1906	1698	6	648	1144	454	8293	101.1
OPPONENTS	82	-	19980	3067	6890	.445	642	1789	.359	1566	2079	.753	985	2752	3737	1805	1547	5	698	1202	340	8342	101.7





2012-13 SEASON STATISTICS & RESULTS

No	Date	H-R	W-L	Opponent	Score	Home Record	Road Record	Total Record	Sk	Dallas			Opponent					
										Hi Scorer	Pt	Hi Rebr	Rb	Dallas Hi Assists	Ast	Hi Scorer	Pt	Attend
1	Oct 30	R	W	L.A. Lakers	99-91	0-0	1-0	1-0	W1	Collison	17	Brand	11	Beaubois	5	Gasol	23	18,997
2	Oct 31	R	L	Utah	94-113	0-0	1-1	1-1	L1	Collison	17	Marion	11	Collison	7	Mo Williams/Ma. Williams	21	17,634
3	Nov 3	H	W	Charlotte	126-99	1-0	1-1	2-1	W1	Mayo	30	Marion	9	Collison	10	Sessions	22	19,490
4	Nov 5	H	W	Portland	114-91	2-0	1-1	3-1	W2	Mayo	32	Marion	7	Collison	13	Mathews/Aldridge	20	19,521
5	Nov 7	H	W	Toronto	109-104	3-0	1-1	4-1	W3	Kaman/Mayo	22	B. James	9	Mayo	6	Bargnani	25	19,763
6	Nov 9	R	L	New York	94-104	3-0	1-2	4-2	L1	Mayo	23	Tied with	7	Collison	8	Anthony	31	19,033
7	Nov 10	R	L	Charlotte	97-101(OT)	3-0	1-3	4-3	L2	Mayo	22	B. Wright	8	Collison	6	Walker	26	15,763
8	Nov 12	H	L	Minnesota	82-90	3-1	1-3	4-4	L3	Collison	21	Kaman/Murphy	5	Beaubois	7	Pekovic	20	19,322
9	Nov 14	H	W	Washington	107-101	4-1	1-3	5-4	W1	Mayo	25	Brand	12	Collison	5	Crawford	21	19,560
10	Nov 16	R	L	Indiana	83-103	4-1	1-4	5-5	L1	Mayo	19	Kaman	10	Collison	4	Hill/West	15	15,110
11	Nov 17	R	W	Cleveland	103-95	4-1	2-4	6-5	W1	Mayo	19	Marion	10	Collison	8	Irving	26	18,633
12	Nov 19	H	L	Golden State	101-105(OT)	4-2	2-4	6-6	L1	Mayo	27	Kaman	17	Collison/Carter	5	Curry	31	20,034
13	Nov 21	H	W	New York	114-111	5-2	2-4	7-6	W1	Mayo	27	Brand	8	Collison	7	Anthony	23	20,157
14	Nov 24	H	L	L.A. Lakers	89-115	5-3	2-4	7-7	L1	Carter	16	Marion	8	Beaubois	6	World Peace/Bryant	19	20,423
15	Nov 27	R	L	Philadelphia	98-100	5-3	2-5	7-8	L2	Kaman	20	Marion/Brand	8	Mayo	7	Turner	22	15,107
16	Nov 28	R	L	Chicago	78-101	5-3	2-6	7-9	L3	Marion	18	Brand	6	Do. Jones	5	Deng	22	21,575
17	Dec 1	H	W	Detroit	92-77	6-3	2-6	8-9	W1	Mayo	27	Brand	12	Collison	9	Knight	20	20,285
18	Dec 5	R	L	L.A. Clippers	90-112	6-3	2-7	8-10	L1	Carter	16	Brand	9	Mayo	7	Crawford	20	19,060
19	Dec 6	R	W	Phoenix	97-94	6-3	3-7	9-10	W1	Mayo	23	Kaman/Brand	7	Mayo	5	Mark. Morris/Dragic	15	17,517
20	Dec 8	R	W	Houston	116-109	6-3	4-7	10-10	W2	Mayo	40	Mayo	8	Collison/Fisher	5	Harden	39	15,726
21	Dec 10	H	W	Sacramento	119-96	7-3	4-7	11-10	W3	Mayo	19	Mayo	7	Fisher	6	Garcia/Cousins	25	19,737
22	Dec 12	R	L	Boston	115-117(2OT)	7-3	4-8	11-11	L1	Mayo	24	Marion	11	Marion	7	Pierce	34	18,624
23	Dec 14	R	L	Toronto	74-95	7-3	4-9	11-12	L2	Kaman	15	Marion	13	Fisher	5	Kleiza	20	19,132
24	Dec 15	R	L	Minnesota	106-114(OT)	7-3	4-10	11-13	L3	Mayo/Fisher	20	Marion	10	Mayo	6	Pekovic	21	18,173
25	Dec 18	H	W	Philadelphia	107-100	8-3	4-10	12-13	W1	Mayo	26	Marion	9	Mayo	8	Wright	25	20,162
26	Dec 20	H	L	Miami	95-110	8-4	4-10	12-14	L1	Crowder	15	B. James/Marion	9	Do. Jones	7	James	24	20,160
27	Dec 21	R	L	Memphis	82-92	8-4	4-11	12-15	L2	Marion/Cater	14	Marion	11	Do. Jones	7	Gay	26	17,677
28	Dec 23	R	L	San Antonio	91-129	8-4	4-12	12-16	L3	Collison	15	Nowitzki	6	Mayo	6	Green	25	18,581
29	Dec 27	R	L	Oklahoma City	105-111(OT)	8-4	4-13	12-17	L4	Collison	32	Marion	9	Marion	7	Durant	40	18,203
30	Dec 28	H	L	Denver	85-106	8-5	4-13	12-18	L5	Mayo	15	Kaman	8	Collison	4	Gallinari	39	20,439
31	Dec 30	H	L	San Antonio	86-111	8-6	4-13	12-19	L6	Collison	18	Brand	10	Collison	8	Parker	21	19,928
32	Jan 1	R	W	Washington	103-94	8-6	5-13	13-19	W1	Carter	23	Marion	14	Collison	8	Beal	22	14,456
33	Jan 2	R	L	Miami	109-119(OT)	8-6	5-14	13-20	L1	Mayo	30	Kaman	10	Mayo	6	James	32	20,102
34	Jan 5	H	L	New Orleans	96-99(OT)	8-7	5-14	13-21	L2	Nowitzki	20	Marion	9	Collison	5	Vasquez	25	20,338
35	Jan 7	R	L	Utah	94-100	8-7	5-15	13-22	L3	Nowitzki	20	Kaman/Marion/Brand	9	Nowitzki/Mayo	5	Hayward	27	18,600
36	Jan 9	R	L	L.A. Clippers	93-99	8-7	5-16	13-23	L4	Collison	22	Marion	7	Collison	6	Barnes/Paul	19	19,362
37	Jan 10	R	W	Sacramento	117-112(OT)	8-7	6-16	14-23	W1	Mayo	24	Marion/Mayo	10	Crowder/Mayo	5	Cousins	29	14,011
38	Jan 12	H	W	Memphis	104-83	9-7	6-16	15-23	W2	Marion	20	Brand	9	Collison	6	Gay	12	19,984
39	Jan 14	H	W	Minnesota	113-98	10-7	6-16	16-23	W3	Collison	23	Marion	8	Collison/Mayo	9	Barea	21	19,486
40	Jan 16	H	W	Houston	105-100	11-7	6-16	17-23	W4	Nowitzki	19	Brand	10	Mayo	8	Harden	20	20,147
41	Jan 18	H	L	Oklahoma City	114-117(OT)	11-8	6-16	17-24	L1	Carter	29	Brand	13	Mayo	7	Durant	52	20,434
42	Jan 20	R	W	Orlando	111-105	11-8	7-16	18-24	W1	Marion	20	Marion	10	Collison	9	Davis	24	18,192
43	Jan 25	H	L	San Antonio	107-113	11-9	7-16	18-25	L1	Beaubois	19	Brand	13	Mayo	7	Parker	23	19,884
44	Jan 27	H	W	Phoenix	110-95	12-9	7-16	19-25	W1	Marion/Nowitzki	18	Marion	9	Mayo	6	Dragic	18	20,305
45	Jan 29	R	L	Portland	104-106	12-9	7-17	19-26	L1	Nowitzki	26	Marion/Mayo	9	Collison	9	Aldridge	29	18,888
46	Jan 31	R	L	Golden State	97-100	12-9	7-18	19-27	L2	Mayo	25	Marion	17	Collison	7	Thompson	27	19,596
47	Feb 1	R	W	Phoenix	109-99	12-9	8-18	20-27	W1	Mayo	20	Marion	11	Collison	6	Brown	20	16,304
48	Feb 4	R	L	Oklahoma City	91-112	12-9	8-19	20-28	L1	Marion	23	Brand/Wright	7	Mayo	6	Westbrook	24	18,203
49	Feb 6	H	W	Portland	105-99	13-9	8-19	21-28	W1	Mayo	28	Marion/Brand	10	Collison	7	Aldridge	27	19,746
50	Feb 9	H	W	Golden State	116-91	14-9	8-19	22-28	W2	Marion	26	Marion/Brand	11	Mayo	9	Curry	18	20,355
51	Feb 11	H	L	Atlanta	101-105	14-10	8-19	22-29	L1	Nowitzki	24	Nowitzki	7	Collison	10	Smith	26	19,654
52	Feb 13	H	W	Sacramento	123-100	15-10	8-19	23-29	W1	Carter	26	Marion	9	Collison	9	Evans	23	19,892
53	Feb 20	H	W	Orlando	111-96	16-10	8-19	24-29	W2	Marion/Brand	17	Nowitzki	9	Collison	9	Afflalo	21	19,965
54	Feb 22	H	W	New Orleans	104-100	16-10	9-19	25-29	W3	Nowitzki	25	Carter	9	Mayo	9	Gordon	23	16,538
55	Feb 24	H	L	L.A. Lakers	99-103	16-11	9-19	25-30	L1	Nowitzki	30	Nowitzki	13	Collison/M. James	4	Bryant	38	20,440
56	Feb 26	H	L	Milwaukee	90-95	16-12	9-19	25-31	L2	Nowitzki	21	Nowitzki	20	Collison	8	Ellis	22	19,870
57	Feb 27	R	L	Memphis	84-90	16-12	9-20	25-32	L3	Marion	16	Marion	8	Collison	6	Randolph	22	16,017
58	Mar 1	R	W	@Brooklyn	98-90	16-12	10-20	26-32	W1	Carter/Nowitzki	20	Nowitzki	8	M. James/Mayo/Brand	3	D. Williams	24	17,732
59	Mar 3	R	L	@Houston	103-136	16-12	10-21	26-33	L1	Mayo	18	Marion	8	Mayo/Nowitzki	4	Parsons	32	18,123
60	Mar 6	H	W	Houston	112-108	17-12	10-21	27-33	W1	Marion/Nowitzki	22	Carter	7	Mayo	12	Harden	28	20,344
61	Mar 8	R	W	Detroit	102-99	17-12	11-21	28-33	W2	Mayo	22	Carter/Nowitzki	7	Collison	8	Knight	21	19,504
62	Mar 10	R	W	Minnesota	100-77	17-12	12-21	29-33	W3	Carter	22	Brand	12	Collison	8	Williams	18	15,209
63	Mar 12	R	W	Milwaukee	115-108	17-12	13-21	30-33	W4	Carter	23	Nowitzki	11	M. James	7	Ellis	32	14,154
64	Mar 14	R	L	San Antonio	91-92	17-12	13-22	30-34	L1	Nowitzki	21	Nowitzki	11	M. James	5	Duncan	28	18,581
65	Mar 15	H	W	Cleveland	96-86	18-12	13-22	31-34	W1	Beaubois	18	Crowder	14	Collison?Beaubois	5	Walters	21	20,482
66	Mar 17	H	L	Oklahoma City	101-107	18-13	13-22	31-35	L1	Nowitzki	23	B. Wright/Nowitzki	7	M. James	4	Westbrook	35	20,284
67	Mar 18	R	W	Atlanta	127-113	18-13	14-22	32-35	W1	Collison	24	B. Wright	8	Nowitzki/Collison	5	Teague	19	14,505
68	Mar 20	H	L	Brooklyn	96-113	18-14	14-22	32-36	L1	Nowitzki	16	Nowitzki	6	M. James	7	Lopez	38	19,962
69	Mar 22	H	W	Boston	104-94	19-14	14-22	33-36	W1	B. Wright	23	Marion	13	Mayo	9	Garnett/Pierce/Bass	16	20,387
70	Mar 24	H	W	Utah	113-108	20-14	14-22	34-36	W2	M. James	19	Marion/Nowitzki	6	Collison/M. James	5	Kanter	17	19,821
71	Mar 26	H	W	L.A. Clippers	109-102(OT)	21-14	14-22	35-36	W3	Nowitzki	33	Nowitzki	9	M. James	6	Paul	33	20,291
72	Mar 28	H	L	Indiana	78-103	21-15	14-22	35-37	L1	Nowitzki	21	Brand	8	Collison	8	George	24	20,037
73	Mar 30	H	W	Chicago	100-98	22-15	14-22	36-37	W1	Nowitzki	35	B. Wright	13	M. James	7	Deng/Robinson/Boozer	25	20,502
74	Apr 2	R	L	L.A. Lakers	81-101	22-15	14-23	36-38	L1	Kaman	14	Marion	7	Collison/Nowitzki	6	Howard	24	18,997
75	Apr 4	R	L	Denver	94-95	22-15	14-24	36-39	L2	B. Wright	16	Kaman	9	Carter/Mayo	6	Brewer	23	19,155
76	Apr 5	R	W	Sacramento	117-108	22-15	15-24	37-39	W1	Marion	25	Marion	12	Carter/Collison	8	Thomas	29	13,903
77	Apr 7	R	W	Portland	96-91	22-15	16-24	38-39	W2	Kaman	26	Kaman	11	Collison	8	Barton	22	20,228
78	Apr 10	H	L	Phoenix	91-102	22-16	16-24	38-40	L1	Marion	22	Marion	9	Mayo	6	Dragic	21	19,725
79	Apr 12	H	W	Denver	108-105(OT)	23-16	16-24	39-40	W1	Carter/Nowitzki	22	Carter	12	Carter	7	Iguodala/Brewer/Chandler	18	20,368
80	Apr 14	R	W	New Orleans	107-89	23-16	17-24	40-40	W2	Marion	21	Kaman/Marion/Carter	7	Marion	6	Anderson	20	17,246
81</																		



2011-2012

TOP ROW L-R DIONNE CALHOUN, BRAD DAVIS, MONDRICK JONES, TERDEMA USSERY, KEITH GRANT, DARRELL ARMSTRONG, TERRY STOTTS, RICK CARLISLE, TONY BROWN, MONTE MATHIS, GARY BOREN, ROLAND BEECH, MIKE WEINAR, AL WHITLEY, CASEY SMITH

MIDDLE ROW L-R TERRY SULLIVAN, NEIL HERSKOWITZ, MIKE SHEDD, BRENDAN HAYWOOD, BRIAN CARDINAL, IAN MAHINMI, DIRK NOWITZKI, SHAWN MARION, YI JIANLIAN, BRANDAN WRIGHT, ROBERT HACKETT, DON KALKSTEIN

BOTTOM ROW L-R VINCE CARTER, RODRIGUE BEAUBOIS, DELONTE WEST, JASON KIDD, JASON TERRY, DOMINIQUE JONES, KELENN AZUBUIKE

SEASON NOTEBOOK

Won 36, lost 30 (third, Southwest)...Dallas made its 12th consecutive playoff appearance but lost to the eventual Western Conference Champions Thunder 4-0 in the first-round...Dirk Nowitzki made his 11th straight All-Star appearance and was named All-NBA Third Team after leading Dallas in scoring with 21.6 points per game...Nowitzki topped 1,000 points for the 13th consecutive year and led his team in scoring a league-high 45 times in 2011-12...on 2/20 vs. Boston, Nowitzki recorded his 1,000th career block, becoming just the third player in NBA history with at least 1,000 blocks and 1,000 3-pointers (Clifford Robinson, Rasheed Wallace)...Jason Kidd also reached a milestone on 2/20, passing Michael Jordan (2,514) for second place on the NBA's all-time steals list with his 2,515 career theft...on 4/15 at the L.A. Lakers, Nowitzki became the 19th player in NBA history to reach the 24,000-point plateau...Jason Terry advanced from eighth to fourth place on the NBA's all-time 3-point field goals made list in 2011-12 and finished the season with 1,788 career triples...Terry and Nowitzki both appeared in their 1,000th career game in 2011-12...the Mavericks held their opponents to under 100 points for 15 straight games from 12/30/11-1/23/12, which set a franchise record for consecutive games holding teams under the century mark.

	G	GS	MIN	FG	FGA	PCT	3FG	3FGA	PCT	FT	FTA	PCT	OFF	DEF	TOT	AST	PF	DQ	STL	TO	BLK	PTS	AVG
Nowitzki	62	62	2079	473	1034	.457	78	212	.368	318	355	.896	46	372	418	136	129	0	42	117	30	1342	21.6
Terry	63	1	2000	357	830	.430	138	365	.378	98	111	.883	16	133	149	226	69	0	73	127	11	950	15.1
Marion	63	63	1919	288	646	.446	20	68	.294	74	93	.796	145	320	465	132	87	0	67	98	36	670	10.6
Carter	61	40	1542	223	542	.411	74	205	.361	95	115	.826	32	173	205	139	134	0	56	84	25	615	10.1
West	44	33	1060	166	360	.461	27	76	.355	62	70	.886	13	88	101	139	67	0	58	76	11	421	9.6
Beaubois	53	12	1151	188	445	.422	38	132	.288	58	69	.841	19	132	151	152	98	0	56	70	28	472	8.9
Wright	49	0	791	144	233	.618	0	1	.000	52	82	.634	62	112	174	13	61	0	22	21	63	340	6.9
Odom	50	4	1027	123	349	.352	28	111	.252	58	98	.592	36	172	208	83	97	0	20	52	18	332	6.6
Kidd	48	48	1379	99	273	.363	79	223	.354	22	28	.786	15	183	198	264	83	0	82	91	10	299	6.2
Mahinmi	61	12	1139	130	238	.546	0	1	.000	94	147	.639	108	181	289	12	176	2	38	50	31	354	5.8
Haywood	54	54	1146	118	228	.518	0	0	---	45	96	.469	139	185	324	19	121	0	24	46	54	281	5.2
Williams	8	0	65	12	16	.750	0	0	---	5	6	.833	9	4	13	2	14	0	1	7	5	29	3.6
Jones	33	1	268	29	73	.397	1	8	.125	29	37	.784	9	35	44	42	28	0	10	28	5	88	2.7
Yi	30	0	203	31	82	.378	3	10	.300	14	21	.667	12	37	49	5	23	0	7	14	8	79	2.6
Azubuikwe	3	0	18	3	8	.375	1	3	.333	0	0	---	0	0	0	0	1	0	1	4	0	7	2.3
Cardinal	44	0	277	14	55	.255	10	49	.204	5	6	.833	4	30	34	16	38	0	8	8	2	43	1.0
Mavericks	66	-	16065	2398	5412	.443	497	1464	.339	1029	1334	.771	665	2157	2822	1380	1226	2	565	926	337	6322	95.8
Opponents	66	-	16065	2347	5390	.435	473	1368	.346	1092	1456	.750	725	2173	2898	1351	1213	3	561	971	265	6259	94.8





2011-12 SEASON STATISTICS & RESULTS

No	Date	H-R	W-L	Opponent	Score	Home Record	Road Record	Total Record	Sk	Dallas Hi Scorer	Pt	Dallas Hi Rebr	Rb	Dallas Hi Assists	Ast	Opponent Hi Scorer	Pt	Attend
1	Dec 25	H	L	Miami	94-105	0-1	0-0	0-1	L1	Terry	23	Marion	6	Five tied with	3	James	27	20,421
2	Dec 26	H	L	Denver	93-115	0-2	0-0	0-2	L2	Nowitzki	20	Odum	7	Kidd/Terry/West	4	Lawson	37	20,408
3	Dec 29	R	L	Oklahoma City	102-104	0-2	0-1	0-3	L3	Nowitzki	29	Nowitzki	10	Terry	9	Durant	30	18,203
4	Dec 30	H	W	Toronto	99-86	1-2	0-1	1-3	W1	Mahinmi	19	Haywood	9	Kidd	6	Bargnani	30	20,307
5	Jan 1	R	L	Minnesota	82-99	1-2	0-2	1-4	L1	Nowitzki	21	Marion	6	Kidd	5	Love	25	15,115
6	Jan 2	H	W	Oklahoma City	100-87	2-2	0-2	2-4	W1	Nowitzki	26	Mahinmi	9	Kidd	9	Durant	27	20,108
7	Jan 4	H	W	Phoenix	98-89	3-2	0-2	3-4	W2	Nowitzki	20	Haywood	12	Nowitzki	7	Gortat	22	19,885
8	Jan 5	R	L	San Antonio	71-93	3-2	0-3	3-5	L1	Terry	12	Mahinmi	9	Kidd/West	3	Bonner	17	18,581
9	Jan 7	H	W	New Orleans	96-81	4-2	0-3	4-5	W1	Carter/Mahinmi	13	Mahinmi	7	Nowitzki/Terry/West	4	Aminu	15	20,409
10	Jan 10	R	W	Detroit	100-86	4-2	1-3	5-5	W2	Nowitzki	18	Nowitzki/Odom	7	West	10	Bynum	20	10,073
11	Jan 11	R	W	Boston	90-85	4-2	2-3	6-5	W3	Terry	18	Haywood	11	Nowitzki	4	Rondo	24	18,624
12	Jan 13	H	W	Milwaukee	102-76	5-2	2-3	7-5	W4	Terry	17	B'bois/Odom/Wright	6	West	4	Jennings	19	20,112
13	Jan 14	H	W	Sacramento	99-60	6-2	2-3	8-5	W5	Terry	21	Marion	8	Kidd	6	Thornton	14	20,313
14	Jan 16	R	L	L.A. Lakers	70-73	6-2	2-4	8-6	L1	Nowitzki	21	Mahinmi	10	Terry	7	Bynum	17	18,997
15	Jan 18	R	L	L.A. Clippers	89-91	6-2	2-5	8-7	L2	Nowitzki/West	17	Marion	10	Kidd	10	Williams	26	19,252
16	Jan 19	R	W	Utah	94-91	6-2	3-5	9-7	W1	Marion	22	Marion	7	Kidd	11	Jefferson	22	19,911
17	Jan 21	R	W	New Orleans	83-81	6-2	4-5	10-7	W2	Odom/West	16	Marion	12	West	6	Landry	19	15,471
18	Jan 23	H	W	Phoenix	93-87	7-2	4-5	11-7	W3	Marion	29	Mahinmi	9	Kidd/Odom	5	Gortat/Hill	19	19,944
19	Jan 25	H	W	Minnesota	90-105	7-3	4-5	11-8	W4	Terry	17	Haywood	10	Kidd	7	Love	31	20,150
20	Jan 27	H	W	Utah	116-101	8-3	4-5	12-8	W5	Beaubois	22	Haywood	12	Beaubois	7	Millsap	20	20,096
21	Jan 29	H	W	San Antonio	101-100(ot)	9-3	4-5	13-8	W6	Terry	34	Nowitzki	13	Beaubois	7	Neal	19	20,262
22	Jan 30	R	W	Phoenix	122-99	9-3	5-5	14-8	W7	West	25	Haywood	8	Beaubois	7	Gortat	17	13,132
23	Feb 1	H	L	Oklahoma City	86-95	9-4	5-5	14-9	L1	Terry	25	Marion	10	Beaubois	4	Westbrook	33	20,316
24	Feb 3	H	L	Indiana	87-98	9-5	5-5	14-10	L2	Nowitzki	30	Marion/Nowitzki	7	Carter	5	George	30	20,146
25	Feb 4	R	L	Cleveland	88-91	9-5	5-6	14-11	L3	Nowitzki	24	Nowitzki/Wright	8	West	7	Irving	20	17,443
26	Feb 8	R	W	Denver	105-95	9-5	6-6	15-11	W1	Nowitzki	25	Nowitzki	9	Carter	8	Fernandez/Harrington	17	15,970
27	Feb 10	R	W	Minnesota	104-97	9-5	7-6	16-11	W2	Nowitzki	33	Marion	8	Kidd	10	Love	32	17,119
28	Feb 11	H	W	Portland	97-94(2ot)	10-5	7-6	17-11	W3	Nowitzki	20	Marion	12	Kidd	8	Aldridge	33	20,457
29	Feb 13	H	W	L.A. Clippers	96-92	11-5	7-6	18-11	W4	Nowitzki	22	Haywood	9	Kidd	4	Butler	23	20,436
30	Feb 15	H	W	Denver	102-84	12-5	7-6	19-11	W5	Marion	16	Marion	10	Jones/Marion	6	Fernandez	14	20,075
31	Feb 17	R	W	Philadelphia	82-75	12-5	8-6	20-11	W6	Nowitzki	28	Nowitzki	12	Kidd	8	Vucevic	16	19,369
32	Feb 19	R	L	New York	97-104	12-5	8-7	20-12	L1	Nowitzki	34	Marion/Terry	7	Terry	6	Lin	28	19,763
33	Feb 20	H	W	Boston	89-73	13-5	8-7	21-12	W1	Nowitzki	26	Nowitzki	16	Kidd	8	Pierce	20	20,364
34	Feb 22	H	L	L.A. Lakers	91-96	13-6	8-7	21-13	L1	Nowitzki	25	Nowitzki	12	Marion/Terry	5	Gasol	24	20,577
35	Feb 28	H	L	New Jersey	92-93	13-7	8-7	21-14	L2	Nowitzki	24	Haywood/Nowitzki	10	Kidd	8	Lopez	38	20,170
36	Feb 29	R	L	Memphis	85-96	13-7	8-8	21-15	L3	Terry	18	Marion	8	Terry	5	Gasol	22	17,023
37	Mar 2	R	L	New Orleans	92-97	13-7	8-9	21-16	L4	Beaubois	25	Nowitzki	9	Kidd	6	Kaman	20	15,568
38	Mar 3	H	W	Utah	102-96	14-7	8-9	22-16	W1	Nowitzki	40	Mahinmi	8	Kidd	8	Millsap	24	20,560
39	Mar 5	R	L	Oklahoma City	91-95	14-7	8-10	22-17	L1	Nowitzki	27	Marion	10	Terry	7	Westbrook	24	18,203
40	Mar 6	H	W	New York	95-85	15-7	8-10	23-17	W1	Nowitzki	28	Marion	9	Kidd	6	Stoudemire	26	20,605
41	Mar 8	R	L	Phoenix	94-96	15-7	8-11	23-18	L1	Carter/Nowitzki	18	Marion	8	Carter	4	Dudley	18	15,498
42	Mar 9	R	L	Sacramento	97-110	15-7	8-12	23-19	L2	Terry	23	Nowitzki	9	Beaubois/Kidd	4	Evans/Thornton	17	16,857
43	Mar 10	R	L	Golden State	87-111	15-7	8-13	23-20	L3	Nowitzki	22	Mahinmi	9	Jones/Terry	5	Lee	25	19,596
44	Mar 13	H	W	Washington	107-98	16-7	8-13	24-20	W1	Nowitzki	27	Marion	13	Beaubois/Kidd/Marion	4	Booker	20	20,319
45	Mar 15	H	W	Charlotte	101-96	17-7	8-13	25-20	W2	Nowitzki	27	Haywood	8	Nowitzki	5	Maggette	21	20,507
46	Mar 17	H	W	San Antonio	106-99	18-7	8-13	26-20	W3	Nowitzki	27	Wright	9	Kidd	10	Duncan/Green	17	20,528
47	Mar 19	R	W	Denver	112-95	18-7	9-13	27-20	W4	Nowitzki	33	Nowitzki	11	Kidd	10	Afflalo	24	16,683
48	Mar 21	H	L	L.A. Lakers	93-109	18-8	9-13	27-21	L1	Nowitzki	26	Nowitzki	10	Beaubois	5	Bryant	30	20,664
49	Mar 23	R	L	San Antonio	87-104	18-8	9-14	27-22	L2	Terry	18	Mahinmi	9	Beaubois	5	Green	18	18,581
50	Mar 24	R	W	Houston	101-99(ot)	18-8	10-14	28-22	W1	Nowitzki	31	Marion	15	Kidd	4	Dragic	24	18,193
51	Mar 27	H	W	Houston	90-81	19-8	10-14	29-22	W2	Nowitzki	21	Marion	11	Beaubois	5	Scola	22	20,359
52	Mar 29	R	L	Miami	85-106	19-8	10-15	29-23	L1	Nowitzki	25	Kidd/Nowitzki	6	Kidd/Terry	4	Bosh/James	19	20,096
53	Mar 30	R	W	Orlando	100-98	19-8	11-15	30-23	W1	Nowitzki	28	Marion	9	Kidd	6	Nelson	24	18,951
54	Apr 2	H	L	L.A. Clippers	75-94	19-9	11-15	30-24	L1	Nowitzki	19	Marion	9	Terry/West	4	Foye	28	20,479
55	Apr 4	H	W	Memphis	95-85	20-9	11-15	31-24	W1	Nowitzki	23	Mahinmi/Nowitzki	10	Beaubois	5	Mayo	17	20,233
56	Apr 6	H	L	Portland	97-99(ot)	20-10	11-15	31-25	L1	Nowitzki	23	Nowitzki	14	Beaubois/Terry/West	5	Felton	30	20,544
57	Apr 7	R	L	Memphis	89-94	20-10	11-16	31-26	L2	Nowitzki	17	Marion	11	Terry	8	Gay	25	18,119
58	Apr 10	H	W	Sacramento	110-100	21-10	11-16	32-26	W1	Beaubois/Nowitzki	15	Marion	14	Kidd	7	Cousins	25	20,241
59	Apr 12	R	W	Golden State	112-103	21-10	12-16	33-26	W2	Nowitzki	27	Marion	12	Kidd	12	Lee	30	17,929
60	Apr 13	R	W	Portland	97-94	21-10	13-16	34-26	W3	Nowitzki	24	Marion	14	West	7	Batum	20	20,304
61	Apr 15	R	L	L.A. Lakers	108-112(ot)	21-10	13-17	34-27	L1	Nowitzki	24	Nowitzki	14	Kidd	7	Bynum	23	18,997
62	Apr 16	R	L	Utah	121-123(3ot)	21-10	13-18	34-28	L2	Nowitzki	40	Carter	12	Kidd/Nowitzki	6	Jefferson	28	19,363
63	Apr 18	H	W	Houston	117-110	22-10	13-18	35-28	W1	Nowitzki	35	Marion	6	Kidd	8	Dragic	20	20,508
64	Apr 20	H	W	Golden State	104-94	23-10	13-18	36-28	W2	Carter	19	Carter/Mahinmi	9	Kidd/Terry/West	4	Thompson	26	20,547
65	Apr 21	R	L	Chicago	83-93	23-10	13-19	36-29	L1	Nowitzki	17	Nowitzki/Wright	7	Beaubois	5	Deng	22	22,945
66	Apr 26	R	L	Atlanta	89-106	23-10	13-20	36-30	L2	Nowitzki	22	Marion	8	Beaubois	6	Smith	23	14,595





2010-2011

TOP ROW L-R DIONNE CALHOUN, MIKE WEINAR, MIKE SHEDD, MONDRICK JONES, CASEY SMITH, MONTE MATHIS, DWANE CASEY, TERRY STOTTS, RICK CARLISLE, DONNIE NELSON, DARRELL ARMSTRONG, KEITH GRANT, BRAD DAVIS, AL WHITLEY, ROLAND BEECH

MIDDLE ROW L-R NEIL HERSKOWITZ, TERRY SULLIVAN, IAN MAHINMI, CARON BUTLER, BRENDAN HAYWOOD, DIRK NOWITZKI, TYSON CHANDLER, SHAWN MARION, BRIAN CARDINAL, DON KALKSTEIN, GARY BOREN, ROBERT HACKETT

BOTTOM ROW L-R DESHAWN STEVENSON, COREY BREWER, JOSE BAREA, JASON TERRY, JASON KIDD, RODRIGUE BEAUBOIS, DOMINIQUE JONES [NOT PICTURED: PEJA STOJAKOVIC]

SEASON NOTEBOOK

Won 57, lost 25 (second, Southwest)...the 2010-11 Dallas Mavericks captured their first world championship in franchise history...the Mavericks avenged the loss to the Heat in the 2006 NBA Finals by defeating Miami in the 2011 Finals...Dirk Nowitzki led the Mavericks on their impressive postseason run, averaging a team-high 27.7 points and 8.1 rebounds...Dallas eliminated Portland, the L.A. Lakers and Oklahoma City before taking down Miami in the championship series...in the regular season, the Mavericks went 57-25 (.695) and became just the third team in NBA history to record 11 straight 50-win seasons...Dallas posted a road mark of 28-13 (.683), which was tied with Miami for the best road record in the NBA...Nowitzki eclipsed 1,500 points for the 11th consecutive year and made his 10th straight All-Star appearance...he averaged a team-high 23.0 points and shot a career-high 51.7 percent from the field en route to earning All-NBA Second Team honors...among the long list of milestones achieved in 2010-11, Jason Terry and Shawn Marion both reached the 15,000-point plateau, Jason Kidd tallied his 11,000th career assist and head coach Rick Carlisle recorded his 400th career win...Tyson Chandler, who was acquired via trade during the offseason, was named All-Defensive Second Team and proved to be the stabilizing force Dallas needed in the middle.

	G	GS	MIN	FG	FGA	PCT	3FG	3FGA	PCT	FT	FTA	PCT	OFF	DEF	TOT	AST	PF	DQ	STL	TO	BLK	PTS	AVG
Nowitzki	73	73	2504	610	1179	.517	66	168	.393	395	443	.892	50	463	513	190	172	0	38	137	47	1681	23.0
Terry	82	10	2564	492	1091	.451	127	351	.362	182	214	.850	24	129	153	334	140	0	93	167	13	1293	15.8
Butler	29	29	867	170	378	.450	28	65	.431	68	88	.773	22	96	118	46	59	0	28	49	8	436	15.0
Marion	80	27	2253	434	834	.520	5	33	.152	126	164	.768	168	383	551	110	144	0	68	130	50	999	12.5
Chandler	74	74	2059	266	407	.654	0	0	---	216	295	.732	206	486	692	32	240	4	36	88	80	748	10.1
Barea	81	2	1669	285	649	.439	66	189	.349	133	157	.847	29	130	159	317	136	1	30	136	1	769	9.5
Stojakovic (TOT)	33	13	617	100	227	.441	57	136	.419	23	25	.920	14	61	75	29	24	0	13	17	2	280	8.5
Stojakovic (DAL)	25	13	506	79	184	.429	42	105	.400	15	16	.938	14	52	66	22	22	0	11	11	2	215	8.6
Beaubois	28	26	496	94	223	.422	25	83	.301	23	30	.767	7	45	52	64	76	0	20	47	8	236	8.4
Brewer (TOT)	69	24	1510	193	488	.395	30	112	.268	136	192	.708	57	118	175	89	159	1	100	87	16	552	8.0
Brewer (DAL)	13	2	148	25	51	.490	4	13	.308	15	21	.714	12	11	23	12	25	0	11	10	2	69	5.3
Kidd	80	80	2653	215	596	.361	133	391	.340	67	77	.870	35	316	351	655	119	0	134	179	29	630	7.9
Stevenson	72	54	1158	128	330	.388	94	249	.378	33	43	.767	20	86	106	77	71	0	21	44	5	383	5.3
Haywood	72	8	1331	128	223	.574	0	1	.000	64	177	.362	129	247	376	19	146	0	16	51	74	320	4.4
Pavlovic	10	6	163	15	35	.429	7	16	.438	4	5	.800	0	12	12	7	15	0	5	5	3	41	4.1
Mahinmi	56	0	488	55	98	.561	0	2	.000	63	82	.768	43	77	120	8	105	2	14	25	15	173	3.1
Ajincic	10	2	75	12	32	.375	3	7	.429	2	3	.667	5	12	17	2	13	0	3	1	5	29	2.9
Cardinal	56	4	618	43	100	.430	42	87	.483	17	18	.944	10	49	59	40	82	0	24	17	7	145	2.6
Jones	18	0	135	14	45	.311	0	4	.000	14	17	.824	6	19	25	19	7	0	5	10	3	42	2.3
Novak	7	0	18	4	8	.500	3	4	.750	0	0	---	0	5	5	0	3	0	0	0	0	11	1.6
Mavericks	82	-	19705	3069	6463	.475	645	1768	.365	1437	1850	.777	780	2618	3398	1954	1575	7	557	1145	352	8220	100.2
Opponents	82	-	19705	2996	6656	.450	508	1480	.343	1373	1830	.750	880	2459	3339	1689	1650	16	623	1114	303	7873	96.0





2010-11 SEASON STATISTICS & RESULTS

No	Date	H-R	W-L	Opponent	Score	Home Record	Road Record	Total Record	Sk	Dallas Hi Scorer	Dallas Pt	Dallas Hi Rebr	Dallas Rb	Dallas Hi Assists	Opponent Hi Scorer	Pt	Attend	
1	Oct 27	H	W	Charlotte	101-86	1-0	0-0	1-0	W1	Nowitzki	28	Nowitzki	13	Kidd	18	Thomas	22	19,440
2	Oct 29	H	L	Memphis	90-91	1-1	0-0	1-1	L1	Nowitzki	27	Chandler	9	Kidd	10	Gay	21	20,060
3	Oct 31	A	W	L.A. Clippers	99-83	1-1	1-0	2-1	W1	Butler	17	Kidd	9	Kidd	7	Griffin	16	13,718
4	Nov 3	A	W	Denver	102-101	1-1	2-0	3-1	W2	Nowitzki	35	Nowitzki	12	Kidd	12	Anthony	20	14,159
5	Nov 6	H	L	Denver	92-103	1-2	2-0	3-2	L1	Terry	26	Butler	10	Kidd	7	Anthony	27	19,948
6	Nov 8	H	W	Boston	89-87	2-2	2-0	4-2	W1	Nowitzki	25	Chandler	13	Kidd	10	Pierce	24	20,194
7	Nov 10	A	W	Memphis	106-91	2-2	3-0	5-2	W2	Terry	25	Nowitzki	10	Kidd	12	Randolph	23	10,767
8	Nov 12	H	W	Philadelphia	99-90	3-2	3-0	6-2	W3	Barea	19	Haywood	17	Kidd	8	Young	17	19,989
9	Nov 15	H	W	New Orleans	98-95	4-2	3-0	7-2	W4	Terry	26	Nowitzki	10	Kidd	6	Paul	22	19,712
10	Nov 17	A	L	New Orleans	97-99	4-2	3-1	7-3	L1	Nowitzki	29	Nowitzki	9	Kidd	8	Paul	20	13,828
11	Nov 19	H	L	Chicago	83-88	4-3	3-1	7-4	L2	Nowitzki	36	Chandler	10	Terry	8	Rose	22	20,133
12	Nov 20	A	W	Atlanta	98-93	4-3	4-1	8-4	W1	Nowitzki	21	Marion	10	Kidd	9	Smith	21	14,143
13	Nov 23	H	W	Detroit	88-84	5-3	4-1	9-4	W2	Nowitzki	42	Nowitzki	12	Kidd	10	Prince/Stuckey	19	19,734
14	Nov 24	A	W	Oklahoma City	111-103	5-3	5-1	10-4	W3	Nowitzki	34	Chandler	18	Kidd	12	Durant	32	18,203
15	Nov 26	A	W	San Antonio	103-94	5-3	6-1	11-4	W4	Nowitzki	26	Chandler/Nowitzki	8	Barea	7	Ginobili	31	18,581
16	Nov 27	H	W	Miami	106-95	6-3	6-1	12-4	W5	Butler	23	Chandler	17	Kidd	13	James	23	20,536
17	Nov 29	H	W	Houston	101-91	7-3	6-1	13-4	W6	Nowitzki	20	Marion/Nowitzki	10	Kidd	11	Martin	17	19,435
18	Dec 1	H	W	Minnesota	100-86	8-3	6-1	14-4	W7	Marion	16	Chandler	18	Terry	7	Beasley	16	19,567
19	Dec 3	A	W	Utah	93-81	8-3	7-1	15-4	W8	Nowitzki	26	Chandler	8	Kidd	7	Millsap	21	19,623
20	Dec 4	A	W	Sacramento	105-103	8-3	8-1	16-4	W9	Nowitzki	25	Marion	8	Barea	6	Evans	25	12,900
21	Dec 7	H	W	Golden State	105-100	9-3	8-1	17-4	W10	Nowitzki	25	Mahinmi	10	Kidd	7	Curry	21	19,593
22	Dec 9	H	W	New Jersey	102-89	10-3	8-1	18-4	W11	Nowitzki	21	Nowitzki	10	Barea	13	Lopez	24	19,666
23	Dec 11	H	W	Utah	103-97	11-3	8-1	19-4	W12	Nowitzki	31	Nowitzki	15	Kidd	9	Williams	24	20,074
24	Dec 13	H	L	Milwaukee	99-103	11-4	8-1	19-5	L1	Nowitzki	30	Chandler	9	Kidd	10	Jennings	33	19,720
25	Dec 15	H	W	Portland	103-98	12-4	8-1	20-5	W1	Butler	23	Chandler	8	Kidd	6	Aldridge	35	19,531
26	Dec 17	H	W	Phoenix	106-91	13-4	8-1	21-5	W2	Terry/Nowitzki	18	Chandler	12	Kidd	8	Warrick	15	20,406
27	Dec 20	A	W	Miami	98-96	13-4	9-1	22-5	W3	Nowitzki	26	Marion	13	Kidd	7	Wade	22	20,178
28	Dec 21	A	W	Orlando	105-99	13-4	10-1	23-5	W4	Butler	20	Nowitzki	8	Kidd	12	Howard	26	19,057
29	Dec 27	A	W	Oklahoma City	103-93	13-4	11-1	24-5	W5	Butler	21	Chandler	10	Kidd	10	Durant	28	18,203
30	Dec 28	H	L	Toronto	76-84	13-5	11-1	24-6	L1	Terry	18	Cardinal	7	Terry	6	Davis	17	20,027
31	Dec 30	H	L	San Antonio	93-99	13-6	11-1	24-7	L2	Butler	30	Chandler	11	Kidd	13	Neal	21	20,604
32	Jan 1	H	L	Milwaukee	87-99	13-6	11-2	24-8	L3	Barea	29	Kidd	7	Kidd	9	Boykins	26	13,194
33	Jan 2	H	W	Cleveland	104-95	13-6	12-2	25-8	W1	Marion	22	Chandler	14	Kidd	8	Jamison	35	20,562
34	Jan 4	H	W	Portland	84-81	14-6	12-2	26-8	W2	Terry/Stevenson	18	Chandler	13	Kidd	8	Aldridge	28	19,514
35	Jan 6	H	L	Oklahoma City	95-99	14-7	12-2	26-9	L1	Marion	25	Chandler	18	Kidd	7	Durant	28	20,282
36	Jan 8	H	L	Orlando	107-117	14-8	12-2	26-10	L2	Stevenson	24	Marion	8	Terry	9	Howard	23	20,178
37	Jan 12	A	L	Indiana	89-102	14-8	12-3	26-11	L3	Terry	18	Chandler	9	Kidd	7	Rush	20	11,204
38	Jan 14	A	L	San Antonio	89-101	14-8	12-4	26-12	L4	Marion	14	Marion	10	Barea	5	Blair/Parker	18	18,581
39	Jan 15	A	L	Memphis	70-89	14-8	12-5	26-13	L5	Mahinmi	17	Chandler	6	Kidd	4	Randolph	23	15,812
40	Jan 17	A	L	Detroit	89-103	14-8	12-6	26-14	L6	Nowitzki	32	Haywood/Marion	7	Kidd	13	Stuckey	20	12,660
41	Jan 19	H	W	L.A. Lakers	109-100	15-8	12-6	27-14	W1	Marion/Terry	22	Chandler	10	Kidd	10	Gasol	23	20,365
42	Jan 20	A	L	Chicago	77-82	15-8	12-7	27-15	L1	Nowitzki	19	Chandler	12	Nowitzki/Terry	4	Rose	26	21,397
43	Jan 22	A	W	New Jersey	87-86	15-8	13-7	28-15	W1	Nowitzki	23	Marion	11	Kidd	8	Lopez	24	14,051
44	Jan 25	H	W	L.A. Clippers	112-105	16-8	13-7	29-15	W2	Terry	28	Marion	10	Kidd	7	Griffin	22	20,335
45	Jan 27	H	W	Houston	111-106	17-8	13-7	30-15	W3	Chandler	21	Chandler	15	Kidd	10	Scola	30	20,088
46	Jan 29	H	W	Atlanta	102-91	18-8	13-7	31-15	W4	Nowitzki	19	Kidd	8	Terry	11	Johnson	27	20,309
47	Jan 31	H	W	Washington	102-92	19-8	13-7	32-15	W5	Nowitzki	24	Chandler	18	Kidd	11	Lewis/Young	18	19,724
48	Feb 2	A	W	New York	113-97	19-8	14-7	33-15	W6	Nowitzki	29	Chandler/Nowitzki	11	Kidd	10	Gallinari	27	19,763
49	Feb 4	A	W	Boston	101-97	19-8	15-7	34-15	W7	Nowitzki	29	Chandler	15	Kidd	9	Allen	24	18,624
50	Feb 5	A	W	Charlotte	101-92	19-8	16-7	35-15	W8	Nowitzki	25	Chandler	15	Kidd	6	Augustin	21	17,743
51	Feb 7	H	W	Cleveland	99-96	20-8	16-7	36-15	W9	Terry	23	Chandler	11	Kidd	8	Hickson	26	19,875
52	Feb 9	A	W	Sacramento	102-100	20-8	17-7	37-15	W10	Terry	22	Kidd	8	Kidd/Stojakovic	5	Dalembert	20	12,310
53	Feb 10	A	L	Denver	120-121	20-8	17-8	37-16	L1	Terry	25	Chandler	11	Kidd/Nowitzki	6	Anthony	42	12,673
54	Feb 12	A	W	Houston	106-102	20-8	18-8	38-16	W1	Nowitzki/Stojakovic	22	Marion	9	Terry	7	Lowry	26	17,009
55	Feb 16	H	W	Sacramento	116-100	21-8	18-8	39-16	W2	Kidd	20	Haywood	10	Barea	10	Taylor	17	20,420
56	Feb 17	A	W	Phoenix	112-106	21-8	19-8	40-16	W3	Nowitzki	35	Chandler	12	Kidd	12	Frye	24	17,903
57	Feb 23	H	W	Utah	118-99	22-8	19-8	41-16	W4	Nowitzki	23	Chandler	10	Kidd	12	Jefferson	30	20,379
58	Feb 26	A	W	Washington	105-99	22-8	20-8	42-16	W5	Terry	25	Chandler	13	Kidd	14	Wall	24	19,203
59	Feb 27	A	W	Toronto	114-96	22-8	21-8	43-16	W6	Nowitzki	31	Nowitzki	13	Barea	9	A. Johnson	21	16,827
60	Mar 1	A	W	Philadelphia	101-93	22-8	22-8	44-16	W7	Terry	30	Kidd/Marion	10	Kidd	13	Meeks	16	13,509
61	Mar 4	H	W	Indiana	116-108	23-8	22-8	45-16	W8	Nowitzki	29	Marion	7	Barea	8	Granger	22	20,385
62	Mar 6	H	L	Memphis	103-104	23-9	22-8	45-17	L1	Terry	26	Marion	12	Kidd	6	Randolph	27	20,102
63	Mar 7	A	W	Minnesota	108-105	23-9	23-8	46-17	W1	Nowitzki	25	Haywood/Marion	10	Kidd	9	Love	23	13,288
64	Mar 9	A	L	New Orleans	92-93	23-9	23-9	46-18	L1	Nowitzki	26	Chandler	13	Kidd	7	Belinelli/Jack	21	14,472
65	Mar 10	H	W	New York	127-109	24-9	23-9	47-18	W1	Nowitzki	23	Nowitzki	9	Kidd	8	Stoudemire	36	20,517
66	Mar 12	H	L	L.A. Lakers	91-96	24-10	23-9	47-19	L1	Marion/Nowitzki	25	Marion	12	Kidd	9	Bynum	22	20,619
67	Mar 15	A	L	Portland	101-104	24-10	23-10	47-20	L2	Nowitzki	28	Nowitzki	11	Kidd	14	Aldridge	30	20,631
68	Mar 16	A	W	Golden State	112-106	24-10	24-10	48-20	W1	Nowitzki	34	Nowitzki	13	Kidd	11	Ellis	26	19,596
69	Mar 18	H	L	San Antonio	91-97	24-11	24-10	48-21	L1	Nowitzki	23	Nowitzki	9	Kidd	9	Parker	33	20,614
70	Mar 20	H	W	Golden State	101-73	25-11	24-10	49-21	W1	Nowitzki	20	Chandler	17	Kidd/Barea	6	Ellis	18	20,324
71	Mar 24	H	W	Minnesota	104-96	26-11	24-10	50-21	W2	Nowitzki	30	Nowitzki	11	Kidd	13	Randolph	31	20,296
72	Mar 26	A	W	Utah	94-77	26-11	25-10	51-21	W3	Terry	22	Chandler/Marion	7	Kidd/Barea	6	Jefferson	21	19,649
73	Mar 27	A	W	Phoenix	91-83	26-11	26-10	52-21	W4	Chandler/Kidd/Terry	16	Chandler	18	Barea	5	Dudley/Gortat	20	17,314
74	Mar 30	A	W	L.A. Clippers	106-100	26-11	27-10	53-21	W5	Nowitzki	24	Marion	9	Kidd	10	Griffin	25	19,060
75	Mar 31	A	L	L.A. Lakers	82-110	26-11	27-11	53-22	L1	Nowitzki	27	Nowitzki	13	Kidd	6	Bryant	28	18,997
76	Apr 2	A	L	Golden State	92-99	26-11	27-12	53-23	L2	Marion	21	Marion	8	Barea	11	Ellis	32	18,128
77	Apr 3	A	L	Portland	96-104	26-11	27-13	53-24	L3	Marion	19	Haywood	11	Kidd/Beaubois	4	Wallace	19	20,534
78	Apr 6	H	L	Denver	96-104	26-12	27-13	53-25	L4	Marion	21	Haywood	19	Barea	10	Smith	23	20,364
79	Apr 8	H	W	L.A. Clippers	107-96	27-12	27-13	54-25	W1	Nowitzki/Brewer	20	Marion	10	Nowitzki	7	Williams	29	20,382
80	Apr 10	H	W	Phoenix	115-90	28-12	27-13											



2009-2010

PLAYERS L-R JASON TERRY, ERICK DAMPIER, EDUARDO NAJERA, CARON BUTLER, SHAWN MARION, RODRIGUE BEAUBOIS, DIRK NOWITZKI, BRENDAN HAYWOOD, MATT CARROLL, J.J. BAREA, DESHAWN STEVENSON, TIM THOMAS, JASON KIDD

SEASON NOTEBOOK

Won 55, lost 27 (first, Southwest)...The Mavericks became just the fourth franchise in NBA history to amass 10 consecutive 50-plus win seasons and locked up the second overall seed for the Western Conference Playoffs...the team accomplished all of this despite a blockbuster, 7-player trade that took place over All-Star Weekend and brought Caron Butler, Brendan Haywood and DeShawn Stevenson to Dallas...the city also played host to the 59th NBA All-Star Game, which drew 108,713 fans to Cowboy Stadium in Arlington, the largest crowd to ever watch a basketball game...Dirk Nowitzki and Jason Kidd were both named All-Stars...on Jan. 13, against the Lakers, Nowitzki scored the 20,000th point of his career to become just the 34th player in history to hit that plateau...the Mavericks fell short against the Spurs in the opening round of the postseason, 4-2.

	G	GS	MIN	FG	FGA	PCT	3FG	3FGA	PCT	FT	FTA	PCT	OFF	DEF	TOT	AST	PF	DQ	STL	TO	BLK	PTS	AVG
Nowitzki	81	80	3039	720	1496	.481	51	121	.421	536	586	.915	80	540	620	218	208	1	70	149	79	2027	25.0
Terry	77	12	2540	456	1041	.438	136	373	.365	232	268	.866	19	121	140	292	142	0	94	109	17	1280	16.6
Butler (TOT)	74	74	2784	450	1051	.428	42	145	.290	264	315	.838	104	357	461	156	193	0	116	160	24	1206	16.3
Butler (DAL)	27	27	930	157	357	.440	17	50	.340	79	104	.760	36	109	145	49	67	0	48	47	9	410	15.2
Howard*	31	9	827	137	342	.401	20	75	.267	94	119	.790	26	86	112	44	78	0	23	43	9	388	12.5
Marion	75	75	2385	395	778	.508	3	19	.158	105	139	.755	158	319	477	107	141	1	69	99	61	898	12.0
Kidd	80	80	2881	284	671	.423	176	414	.425	80	99	.808	48	397	445	724	142	0	145	195	35	824	10.3
Haywood (TOT)	77	67	2355	276	491	.562	0	1	.000	152	245	.620	278	437	715	43	209	2	26	99	158	704	9.1
Haywood (DAL)	28	19	741	88	156	.564	0	1	.000	50	87	.575	78	130	208	25	64	1	8	32	57	226	8.1
Gooden*	46	11	1030	157	336	.467	1	6	.167	93	115	.809	123	193	316	26	129	3	26	56	50	408	8.9
Barea	78	18	1546	232	527	.440	56	157	.357	76	90	.844	17	129	146	258	119	1	35	102	6	596	7.6
Thomas*	18	1	285	49	106	.462	16	43	.372	21	24	.875	13	28	41	14	31	1	10	14	2	135	7.5
Beaubois	56	16	700	155	299	.518	45	110	.409	42	52	.808	12	66	78	74	84	1	29	54	12	397	7.1
Dampier	55	47	1280	133	213	.624	1	3	.333	61	101	.604	128	272	400	31	153	0	15	61	77	328	6.0
Humphries*	25	0	315	53	115	.461	0	0	---	25	44	.568	38	57	95	7	43	0	7	13	11	131	5.2
Najera (TOT)	46	5	685	62	146	.425	19	64	.297	14	24	.583	34	81	115	29	94	0	26	25	14	157	3.4
Najera (DAL)	33	3	481	42	93	.452	16	47	.340	8	12	.667	22	55	77	14	61	0	17	13	12	108	3.3
Singleton*	25	0	211	24	64	.375	5	22	.227	6	6	1.000	17	38	55	9	31	0	11	12	7	59	2.4
Stevenson (TOT)	64	18	883	46	163	.282	19	87	.218	25	35	.714	11	80	91	56	74	0	16	30	6	136	2.1
Stevenson (DAL)	24	5	267	17	60	.283	8	25	.320	7	10	.700	4	22	26	12	23	0	5	6	1	49	2.0
Ross*	27	7	301	23	56	.411	3	13	.231	5	8	.625	11	16	27	7	34	0	7	3	4	54	2.0
Carroll	25	0	121	18	50	.360	4	19	.211	6	6	1.000	4	8	12	6	13	0	5	7	0	46	1.8
Mavericks	82	-	19880	3140	6760	.464	558	1498	.372	1526	1870	.816	834	2586	3420	1917	1563	9	624	1059	449	8364	102.0
Opponents	82	-	19880	3107	6805	.457	525	1515	.347	1402	1849	.758	922	2592	3514	1659	1652	7	563	1195	337	8141	99.3





2009-10 SEASON STATISTICS & RESULTS

No	Date	H-R	W-L	Opponent	Score	Home Record	Road Record	Total Record	Sk	Dallas Hi Scorer	Pt	Dallas Hi Rebr	Rb	Dallas Hi Assistis	Ast	Opponent Hi Scorer	Pt	Attend
1	Oct 27	H	L	Washington	91-102	0-1	0-0	0-1	L1	Nowitzki	34	Nowitzki	9	Kidd	6	Arenas	29	19,871
2	Oct 30	A	W	L.A. Lakers	94-80	0-1	1-0	1-1	W1	Nowitzki	21	Dampier/Nowitzki	10	Kidd	11	Bryant	20	18,997
3	Oct 31	A	W	L.A. Clippers	93-84	0-1	2-0	2-1	W2	Nowitzki	24	Marion	11	Kidd	10	Kaman	27	13,626
4	Nov 3	H	W	Utah	96-85	1-1	2-0	3-1	W3	Nowitzki	40	Dampier	12	Kidd	6	Williams	22	19,725
5	Nov 4	A	L	New Orleans	107-114(ot)	1-1	2-1	3-2	L1	Terry	35	Dampier	14	Kidd	10	Paul	39	13,566
6	Nov 7	H	W	Toronto	129-101	2-1	2-1	4-2	W1	Nowitzki	29	Nowitzki	9	Barea	12	Bosh	26	19,977
7	Nov 10	H	W	Houston	121-103	3-1	2-1	5-2	W2	Terry	24	Dampier	20	Kidd	11	Brooks	22	19,720
8	Nov 11	A	L	San Antonio	83-92	3-1	2-2	5-3	L1	Nowitzki	29	Nowitzki	12	Kidd	9	Jefferson	29	18,581
9	Nov 13	A	W	Minnesota	89-77	3-1	3-2	6-3	W1	Nowitzki/Terry	20	Nowitzki	11	Kidd	6	Flynn	11	12,372
10	Nov 15	A	W	Detroit	95-90	3-1	4-2	7-3	W2	Nowitzki	25	Gooden	11	Kidd	7	Stuckey	28	18,215
11	Nov 16	A	W	Milwaukee	115-113(ot)	3-1	5-2	8-3	W3	Nowitzki	32	Gooden	14	Kidd	17	Jennings	25	13,683
12	Nov 18	H	W	San Antonio	99-94(ot)	4-1	5-2	9-3	W4	Nowitzki	41	Nowitzki	12	Kidd	8	Duncan	22	20,110
13	Nov 2	H	W	Sacramento	104-102	5-1	5-2	10-3	W5	Nowitzki	20	Gooden	16	Kidd	11	Evans	29	19,871
14	Nov 24	H	L	Golden State	103-111	5-2	5-2	10-4	L1	Nowitzki	28	Gooden	12	Kidd	13	Ellis	37	20,008
15	Nov 25	A	W	Houston	130-99	5-2	6-2	11-4	W1	Terry	27	Nowitzki	8	Terry	10	Landry	24	18,157
16	Nov 27	A	W	Indiana	113-92	5-2	7-2	12-4	W2	Nowitzki	31	Humphries	11	Kidd/Barea	4	Granger	20	16,613
17	Nov 28	A	L	Cleveland	95-111	5-2	7-3	12-5	L1	Nowitzki	27	Nowitzki	9	Kidd	9	James/Williams	25	20,562
18	Nov 30	H	W	Philadelphia	104-102	6-2	7-3	13-5	W1	Nowitzki	28	Gooden	10	Kidd	11	Green	23	19,783
19	Dec 2	A	W	New Jersey	117-101	6-2	8-3	14-5	W2	Nowitzki	24	Dampier	11	Kidd	10	Douglas/Roberts	24	11,689
20	Dec 4	A	L	Memphis	82-98	6-2	8-4	14-6	L1	Terry	18	Marion	11	Kidd	7	Mayo	25	13,020
21	Dec 5	H	L	Atlanta	75-80	6-3	8-4	14-7	L2	Nowitzki	32	Dampier	12	Kidd	6	Johnson	31	19,550
22	Dec 8	H	W	Phoenix	102-101	7-3	8-4	15-7	W1	Nowitzki	33	Nowitzki	8	Kidd	11	Nash	27	19,857
23	Dec 11	A	W	Miami	106-93	7-3	9-4	16-7	W2	Nowitzki	25	Dampier	17	Kidd	11	Wade	28	18,703
24	Dec 12	H	W	Charlotte	98-97(ot)	8-3	9-4	17-7	W3	Nowitzki	36	Dampier	18	Kidd	9	Jackson	28	20,151
25	Dec 14	H	W	New Orleans	94-90	9-3	9-4	18-7	W4	Barea	23	Howard/Dampier	8	Kidd	13	Paul	20	19,737
26	Dec 16	A	W	Oklahoma City	100-86	9-3	10-4	19-7	W5	Nowitzki	35	Nowitzki	11	Kidd	9	Westbrook	16	18,203
27	Dec 18	H	L	Houston	108-116(ot)	9-4	10-4	19-8	L1	Barea	23	Dampier	14	Kidd	10	Lowry	26	19,890
28	Dec 20	H	W	Cleveland	102-95	10-4	10-4	20-8	W1	Thomas	22	Dampier	10	Kidd	11	James	25	20,346
29	Dec 22	H	L	Portland	81-85	10-5	10-4	20-9	L1	Nowitzki	27	Dampier	15	Kidd	6	Roy	23	19,863
30	Dec 26	H	W	Memphis	106-101	11-5	10-4	21-9	W1	Terry	23	Dampier	10	Kidd	10	Randolph	27	20,195
31	Dec 27	A	W	Denver	104-96	11-5	11-4	22-9	W2	Gooden	19	Nowitzki	11	Kidd	9	Martin	18	19,756
32	Dec 31	A	L	Houston	94-97	11-5	11-5	22-10	L1	Terry	20	Marion	9	Kidd	5	Brooks	30	18,306
33	Jan 2	A	W	Sacramento	99-91	11-5	12-5	23-10	W1	Nowitzki	25	Gooden	10	Kidd	7	Casspi	22	14,294
34	Jan 3	A	L	L.A. Lakers	96-131	11-5	12-6	23-11	L1	Nowitzki	22	Nowitzki	8	Kidd	5	Farmar	24	18,997
35	Jan 5	H	W	Detroit	98-93	12-5	12-6	24-11	W1	Terry	26	Gooden	18	Kidd	8	Hamilton	20	19,799
36	Jan 8	A	W	San Antonio	112-103	12-5	13-6	25-11	W2	Nowitzki	26	Gooden	8	Kidd/Terry	8	Duncan	31	18,581
37	Jan 9	H	L	Utah	93-111	12-6	13-6	25-12	L1	Nowitzki	29	Dampier	13	Kidd	8	Williams	20	19,922
38	Jan 13	H	L	L.A. Lakers	95-100	12-7	13-6	25-13	L2	Nowitzki	30	Nowitzki	16	Kidd	11	Bynum	22	20,491
39	Jan 15	H	W	Oklahoma City	99-98	13-7	13-6	26-13	W1	Nowitzki	32	Dampier	9	Kidd	11	Durant	30	20,064
40	Jan 17	A	L	Toronto	88-110	13-7	13-7	26-14	L1	Nowitzki	19	Gooden	10	Kidd	9	Bosh	23	19,004
41	Jan 18	A	W	Boston	99-90	13-7	14-7	27-14	W1	Nowitzki	37	Marion	8	Kidd	17	Pierce	24	18,624
42	Jan 20	A	W	Washington	94-93	13-7	15-7	28-14	W2	Nowitzki	28	Marion	12	Kidd	15	Foye	26	13,974
43	Jan 22	A	L	Philadelphia	81-92	13-7	15-8	28-15	L1	Nowitzki	15	Kidd	9	Kidd	7	Young	22	17,647
44	Jan 24	A	W	New York	128-78	13-7	16-8	29-15	W1	Nowitzki	20	Gooden	18	Beaubois	5	Jeffries	14	19,418
45	Jan 26	H	W	Milwaukee	108-107	14-7	16-8	30-15	W2	Nowitzki	28	Dampier	11	Kidd	12	Bogut	32	19,799
46	Jan 28	A	L	Phoenix	106-112	14-7	16-9	30-16	L1	Terry	21	Marion	8	Kidd	6	Stoudemire	22	17,855
47	Jan 30	H	L	Portland	112-114(ot)	14-8	16-9	30-17	L2	Nowitzki	28	Nowitzki	9	Kidd	10	Miller	52	20,078
48	Feb 1	A	L	Utah	92-104	14-8	16-10	30-18	L3	Nowitzki	28	Nowitzki	8	Kidd	9	Millisap	25	19,911
49	Feb 3	H	W	Golden State	110-101	15-8	16-10	31-18	W1	Terry	21	Marion	9	Kidd	16	Ellis	46	19,679
50	Feb 5	H	L	Minnesota	108-117	15-9	16-10	31-19	L1	Nowitzki	21	Dampier	10	Kidd	7	Flynn	19	20,034
51	Feb 8	A	W	Golden State	127-117	15-9	17-10	32-19	W1	Terry	36	Gooden	10	Kidd	12	Morrow	33	17,015
52	Feb 9	A	L	Denver	91-127	15-9	17-11	32-20	L1	Nowitzki	17	Gooden	6	Kidd	5	Nene	21	17,485
53	Feb 16	A	L	Oklahoma City	86-99	15-9	17-12	32-21	L2	Nowitzki	24	Dampier	13	Nowitzki	6	Durant	25	18,203
54	Feb 17	H	W	Phoenix	107-97	16-9	17-12	33-21	W1	Nowitzki	28	Marion	10	Kidd	10	Stoudemire	30	19,974
55	Feb 19	A	W	Orlando	95-85	16-9	18-12	34-21	W2	Nowitzki	23	Haywood	9	Kidd	8	Howard	29	17,461
56	Feb 20	H	W	Miami	97-91	17-9	18-12	35-21	W3	Nowitzki	28	Haywood	11	Kidd	11	Cook	22	20,328
57	Feb 22	H	W	Indiana	91-82	18-9	18-12	36-21	W4	Nowitzki	23	Haywood	20	Kidd	7	Ford	14	19,585
58	Feb 24	H	W	L.A. Lakers	101-96	19-9	18-12	37-21	W5	Nowitzki	31	Haywood	9	Kidd	13	Odom	21	20,505
59	Feb 26	A	W	Atlanta	111-103(ot)	19-9	19-12	38-21	W6	Nowitzki	37	Kidd	16	Kidd	17	Johnson	27	18,923
60	Feb 28	H	W	New Orleans	108-100	20-9	19-12	39-21	W7	Nowitzki	36	Haywood	9	Kidd/Barea	9	Collison	35	19,911
61	Mar 1	A	W	Charlotte	89-84	20-9	20-12	40-21	W8	Nowitzki	27	Nowitzki	13	Kidd	7	Jackson	20	15,961
62	Mar 3	H	W	Minnesota	112-109	21-9	20-12	41-21	W9	Terry	26	Haywood/Marion	7	Terry	5	Brewer	24	19,511
63	Mar 5	H	W	Sacramento	108-100	22-9	20-12	42-21	W10	Nowitzki	31	Nowitzki	12	Kidd	12	Landry	21	19,954
64	Mar 6	A	W	Chicago	122-116	22-9	21-12	43-21	W11	Nowitzki	27	Kidd	11	Kidd	15	Rose	34	21,737
65	Mar 8	A	W	Minnesota	125-112	22-9	22-12	44-21	W12	Marion	29	Marion	14	Kidd/Barea	9	Jefferson	31	14,007
66	Mar 10	H	W	New Jersey	96-87	23-9	22-12	45-21	W13	Kidd	20	Marion	13	Kidd	9	Harris	21	19,770
67	Mar 13	H	L	New York	94-128	23-10	22-12	45-22	L1	Nowitzki	20	Nowitzki	12	Kidd	6	Walker	23	20,224
68	Mar 17	H	W	Chicago	113-106	24-10	22-12	46-22	W1	Butler	27	Nowitzki/Marion	7	Nowitzki/Barea	5	Law	22	20,406
69	Mar 20	H	L	Boston	93-102	24-11	22-12	46-23	L1	Nowitzki	28	Kidd/Najera	6	Kidd	9	Pierce	29	20,488
70	Mar 22	A	L	New Orleans	99-115	24-11	22-13	46-24	L2	Terry	24	Haywood	9	Kidd	6	Thornton	28	14,047
71	Mar 23	H	W	L.A. Clippers	106-96	25-11	22-13	47-24	W1	Kidd	26	Haywood	10	Kidd	12	Gooden	26	19,705
72	Mar 25	A	L	Portland	89-101	25-11	22-14	47-25	L1	Butler	25	Butler	9	Kidd	7	Aldridge	20	20,611
73	Mar 27	A	W	Golden State	111-90	25-11	23-14	48-25	W1	Beaubois	40	Nowitzki	10	Kidd	11	Maggette	21	19,104
74	Mar 29	H	W	Denver	109-93	26-11	23-14	49-25	W2	Nowitzki	34	Nowitzki	10	Kidd/Nowitzki	10	Smith	27	20,085
75	Mar 31	A	W	Memphis	106-102(ot)	26-11	24-14	50-25	W3	Terry	29	Butler	13	Kidd	7	Mayo	27	11,616
76	Apr 1	H	L	Orlando	82-97	26-12	24-14	50-26	L1	Nowitzki	24	Dampier	11	Butler/Kidd	2	Pietrus	24	19,965
77	Apr 3	H	L	Oklahoma City	116-121	26-13	24-14	50-27	L2	Nowitzki	30	Nowitzki	13	Kidd/Terry	6	Durant	23	20,329
78	Apr 7	H	W	Memphis	110-84	27-13	24-14	51-27	W1	Butler	23	Nowitzki	9	Kidd	10	Gay	23	20,105
79	Apr 9	A	W	Portland	83-77	27-13	25-14	52-27	W2	Nowitzki	40	Kidd	12	Kidd	6	Aldridge	27	20,693
80	Apr 10	A	W	Sacramento	126-108													



2008-2009

TOP ROW L-R DIONNE CALHOUN, MIKE SHEDD, MONTE MATHIS, TOM STERNER, MARIO ELIE, POPEYE JONES, TERRY STOTTS, DARRELL ARMSTRONG, DWANE CASEY, BRAD DAVIS, AL WHITLEY

MIDDLE ROW L-R DON KALKSTEIN, GARY BOREN, BRANDON BASS, JERRY STACKHOUSE, DIRK NOWITZKI, ERICK DAMPIER, JAMES SINGLETON, RYAN HOLLINS, DEVEAN GEORGE, JOSH HOWARD, KEITH GRANT, CASEY SMITH, ROBERT HACKETT

BOTTOM ROW L-R JASON TERRY, MATT CARROLL, GERALD GREEN, RICK CARLISLE, TERDEMA USSERY, ANTOINE WRIGHT, JASON KIDD, JOSE BAREA

SEASON NOTEBOOK

Won 50, lost 32 (third, Southwest)...In 2008, Rick Carlisle took over the reins as the ninth head coach of the Dallas Mavericks...Carlisle led the Mavericks to a 50-32 record and their ninth consecutive 50-win season...for the fourth time in his career, Dirk Nowitzki earned All-NBA First Team honors while also being named to his eighth consecutive All-Star Team...Nowitzki led the Mavericks with averages of 25.9 points and 8.4 rebounds...Jason Terry would average 19.4 points off the bench and lay claim to the NBA's Sixth Man of the Year award... Dallas would earn the sixth seed in the Western Conference Playoffs and defeat San Antonio in the opening round, 4-1, before eventually falling 4-1 to the Denver Nuggets in the Conference semifinals.

	G	GS	MIN	FG	FGA	PCT	3FG	3FGA	PCT	FT	FTA	PCT	OFF	DEF	TOT	AST	PF	DQ	STL	TO	BLK	PTS	AVG
Nowitzki	81	81	3050	774	1616	.479	61	170	.359	485	545	.890	88	593	681	197	176	1	61	157	63	2094	25.9
Terry	74	11	2491	541	1168	.463	167	456	.366	198	225	.880	39	138	177	251	141	0	97	119	20	1447	19.6
Howard	52	51	1663	353	783	.451	58	168	.345	172	220	.782	59	204	263	83	135	1	55	89	30	936	18.0
Kidd	81	81	2886	257	618	.416	131	323	.406	86	105	.819	85	415	500	702	168	1	160	185	39	731	9.0
Bass	81	0	1574	252	508	.496	0	6	.000	182	210	.867	129	238	367	43	140	0	27	86	55	686	8.5
Barea	79	15	1600	246	557	.442	55	154	.357	70	93	.753	36	141	177	269	121	1	37	105	5	617	7.8
Wright	65	53	1552	179	431	.415	45	149	.302	71	95	.747	31	105	136	77	172	2	46	54	27	474	7.3
Dampier	80	80	1836	182	280	.650	0	0	---	90	141	.638	216	349	565	77	191	2	24	74	95	454	5.7
Green	38	12	376	79	180	.439	14	46	.304	27	32	.844	14	40	54	15	51	0	10	33	5	199	5.2
Singleton	62	6	884	117	221	.529	13	40	.325	67	78	.859	89	161	250	17	110	1	26	36	28	314	5.1
Stackhouse	10	1	162	16	60	.267	3	19	.158	7	7	1.000	5	12	17	12	6	0	4	9	1	42	4.2
George	43	17	708	54	142	.380	22	76	.289	17	22	.773	25	53	78	15	57	0	23	17	11	147	3.4
Hollins (TOT)	45	3	444	50	94	.532	0	0	---	43	72	.597	46	51	97	7	78	2	7	24	32	143	3.2
Hollins (DAL)	27	2	260	31	59	.525	0	0	---	17	33	.515	27	34	61	3	44	2	4	14	15	79	2.9
Carroll (TOT)	55	10	616	65	171	.380	13	53	.245	21	25	.840	7	62	69	27	67	0	21	33	6	164	3.0
Carroll (DAL)	21	0	141	9	33	.273	1	8	.125	6	6	1.000	2	12	14	3	14	0	3	7	1	25	1.2
Williams	15	0	170	16	56	.286	1	17	.059	9	11	.818	19	27	46	2	19	0	2	5	9	42	2.8
Diop	34	0	452	22	58	.379	0	0	---	12	29	.414	45	73	118	13	55	1	12	11	25	56	1.6
MAVERICKS	82	-	19805	3128	6770	.462	571	1632	.350	1516	1852	.819	909	2595	3504	1779	1600	12	591	1043	429	8343	101.7
OPPONENTS	82	-	19805	3071	6752	.455	517	1379	.375	1522	1907	.798	884	2509	3393	1611	1645	9	589	1064	334	8181	99.8





2008-09 SEASON STATISTICS & RESULTS

No	Date	H-R	W-L	Opponent	Score	Home Record	Road Record	Total Record	Sk	Dallas Hi Scorer	Pt	Dallas Hi Rebr	Rb	Dallas Hi Assists	Ast	Opponent Hi Scorer	Pt	Attend
1	Oct 30	H	L	Houston	102-112	0-1	0-0	0-1	L1	Nowitzki	36	Howard	11	Kidd	12	Yao	30	20,066
2	Nov 1	R	W	Minnesota	95-85	0-1	1-0	1-1	W1	Nowitzki	21	Kidd	9	Kidd	7	McCants	18	16,893
3	Nov 3	H	L	Cleveland	81-100	0-2	1-0	1-2	L1	Howard	18	Diop	9	Kidd	6	James	29	19,923
4	Nov 4	R	W	San Antonio	98-81	0-2	2-0	2-2	W1	Nowitzki	30	Howard	12	Kidd	10	Parker	22	17,398
5	Nov 7	R	L	Denver	105-108	0-2	2-1	2-3	L1	Nowitzki	23	3 Players	10	Kidd	9	Anthony	28	19,175
6	Nov 9	R	L	L.A. Clippers	92-103	0-2	2-2	2-4	L2	Nowitzki	33	Green	12	Kidd	9	B. Davis	22	14,249
7	Nov 11	H	L	L.A. Lakers	99-106	0-3	2-2	2-5	L3	Terry	21	Dampier	16	Kidd	10	Bryant	27	20,391
8	Nov 13	R	L	Chicago	91-98	0-3	2-3	2-6	L4	Howard	21	Dampier	18	Nowitzki	5	Gordon	35	21,751
9	Nov 14	H	L	Orlando	100-102	0-4	2-3	2-7	L5	Howard	25	Dampier/Howard	9	Kidd	6	Lewis	23	20,085
10	Nov 16	R	W	New York	124-114 (ot)	0-4	3-3	3-7	W1	Nowitzki	39	Nowitzki	15	Kidd	9	Randolph	27	19,271
11	Nov 18	R	W	Charlotte	100-83	0-4	4-3	4-7	W2	Nowitzki	32	Dampier	11	Kidd	10	Augustin	21	10,935
12	Nov 19	R	W	Houston	96-86	0-4	5-3	5-7	W3	Terry	31	Nowitzki	12	Kidd	7	McGrady/Alston	16	18,203
13	Nov 21	H	W	Memphis	91-76	1-4	5-3	6-7	W4	Nowitzki	25	Kidd	13	Kidd	6	Mayo	19	20,035
14	Nov 25	H	W	Indiana	109-106	2-4	5-3	7-7	W5	Terry	29	Nowitzki	12	Kidd	13	Granger	22	19,996
15	Nov 28	R	L	L.A. Lakers	107-114	2-4	5-4	7-8	L1	Terry	29	Nowitzki	12	Kidd	11	Bryant	35	18,997
16	Nov 29	R	W	Sacramento	101-78	2-4	6-4	8-8	W1	Terry	24	Dampier	13	Kidd	8	Udrih	13	12,650
17	Dec 2	H	W	L.A. Clippers	100-98	3-4	6-4	9-8	W2	Nowitzki	29	Nowitzki	10	Kidd	8	Randolph	27	19,670
18	Dec 4	H	W	Phoenix	112-97	4-4	6-4	10-8	W3	Nowitzki	29	Dampier	14	Kidd	8	Stoudemire	28	19,813
19	Dec 6	H	W	Atlanta	100-98	5-4	6-4	11-8	W4	Nowitzki	24	Dampier/Nowitzki	11	Kidd	8	Johnson	32	19,966
20	Dec 9	H	L	San Antonio	126-133 (2ot)	5-5	6-4	11-9	L1	Nowitzki	35	Nowitzki	10	Kidd	12	Duncan	32	19,937
21	Dec 11	H	W	Charlotte	95-90	6-5	6-4	12-9	W1	Terry	26	Nowitzki	13	Kidd	7	Okafor	27	19,736
22	Dec 13	H	W	Oklahoma City	103-99	7-5	6-4	13-9	W2	Nowitzki	46	Bass	9	Kidd	7	Green	25	20,190
23	Dec 15	H	L	Denver	88-98	7-6	6-4	13-10	L1	Nowitzki	27	Dampier	15	Barea	9	Smith	25	19,969
24	Dec 17	R	W	Toronto	96-86	7-6	7-4	14-10	W1	Nowitzki/Terry	27	Nowitzki	10	Terry	8	O'Neal	19	18,832
25	Dec 19	R	L	New Jersey	97-121	7-6	7-5	14-11	L1	Nowitzki	24	Dampier	7	Kidd	7	Harris	41	9,889
26	Dec 21	R	W	Washington	97-86	7-6	8-5	15-11	W1	Terry	25	Singleton	13	Kidd	11	Jamison	22	15,582
27	Dec 23	H	W	Memphis	100-82	8-6	8-5	16-11	W2	Nowitzki	21	Dampier	9	Kidd	11	Warrick	17	20,200
28	Dec 25	R	W	Portland	102-94	8-6	9-5	17-11	W3	Nowitzki	30	Kidd	12	Kidd	10	Roy	22	20,643
29	Dec 26	R	L	Utah	88-97	8-6	9-6	17-12	L1	Terry	26	3 Players	8	Kidd	9	Brewer	21	19,911
30	Dec 28	R	W	L.A. Clippers	98-76	8-6	10-6	18-12	W1	Howard	29	3 Players	9	Howard	7	Thomton/Camby	16	16,685
31	Dec 30	H	W	Minnesota	107-100	9-6	10-6	19-12	W2	Terry	29	Nowitzki	13	Kidd	16	Jefferson	21	20,264
32	Jan 2	H	W	Philadelphia	96-86	10-6	10-6	20-12	W3	Nowitzki	31	Dampier	14	Kidd	9	Iguodala	22	20,327
33	Jan 4	R	L	Memphis	82-102	10-6	10-7	20-13	L1	Nowitzki	28	Kidd/Barea	6	Kidd	5	Mayo	21	11,731
34	Jan 6	H	W	L.A. Clippers	107-102	11-6	10-7	21-13	W1	Nowitzki	34	Kidd	10	Kidd/Barea	8	Gordon	32	19,794
35	Jan 8	H	W	New York	99-94	12-6	10-7	22-13	W2	Howard	19	Bass	11	Nowitzki	7	Duhon	24	19,779
36	Jan 9	R	L	Phoenix	100-128	12-6	10-8	22-14	L1	Nowitzki	19	Nowitzki	7	Kidd	7	O'Neal	25	18,422
37	Jan 11	R	L	Sacramento	95-102	12-6	10-9	22-15	L2	Terry	33	Nowitzki	8	Kidd	7	Martin	21	12,294
38	Jan 13	R	L	Denver	97-99	12-6	10-10	22-16	L3	Nowitzki	44	Nowitzki	14	Kidd	7	Billups	23	14,158
39	Jan 14	H	L	New Orleans	97-104	12-7	10-10	22-17	L4	Terry	28	Nowitzki	13	Kidd	7	Paul	33	19,947
40	Jan 17	H	W	Utah	115-108	13-7	10-10	23-17	W1	Nowitzki	39	Bass	9	Kidd	15	Williams	30	20,325
41	Jan 19	R	W	Philadelphia	95-93	13-7	11-10	24-17	W2	Nowitzki	24	Kidd	12	Kidd	6	Williams	25	14,503
42	Jan 21	R	L	Milwaukee	99-133	13-7	11-11	24-18	L1	Nowitzki	30	Dampier	8	Terry	5	Villanueva	32	13,898
43	Jan 23	R	W	Detroit	112-91	13-7	12-11	25-18	W1	Nowitzki	26	Nowitzki	7	Kidd	10	Hamilton	17	22,076
44	Jan 25	R	L	Boston	100-124	13-7	12-12	25-19	L1	Terry	27	3 Players	7	Kidd	5	3 Players	23	18,624
45	Jan 28	H	W	Golden State	117-93	14-7	12-12	26-19	W1	Terry	22	Dampier/Bass	11	Kidd	9	Jackson	25	19,864
46	Jan 31	R	W	Miami	111-96	14-7	13-12	27-19	W2	Nowitzki	30	Nowitzki	7	Kidd	11	Wade	30	19,600
47	Feb 2	R	W	Orlando	105-95	14-7	14-12	28-19	W3	Nowitzki	29	Dampier	7	Kidd	8	Howard	35	16,551
48	Feb 4	H	W	Portland	104-99	15-7	14-12	29-19	W4	Howard	23	Nowitzki	11	Kidd	10	Roy	26	19,767
49	Feb 5	R	L	Utah	87-115	15-7	14-13	29-20	L1	Howard	18	Nowitzki	6	Kidd	8	Williams	34	19,911
50	Feb 7	H	W	Chicago	115-114 (ot)	16-7	14-13	30-20	W1	Nowitzki	44	Dampier	10	Kidd	10	Gordon	28	20,349
51	Feb 10	H	W	Sacramento	118-100	17-7	14-13	31-20	W2	Howard/Wright	23	Dampier	16	Kidd	12	Martin	18	19,667
52	Feb 12	H	L	Boston	92-99	17-8	14-13	31-21	L1	Nowitzki	37	Nowitzki	8	Kidd	10	Pierce	31	20,285
53	Feb 18	H	W	New Jersey	113-98	18-8	14-13	32-21	W1	Howard	24	Howard	10	Kidd	10	Harris	18	19,878
54	Feb 20	R	L	Houston	86-93	18-8	14-14	32-22	L1	Barea	26	Nowitzki	11	Kidd/Barea	5	Yao	22	18,195
55	Feb 21	H	W	Sacramento	116-95	19-8	14-14	33-22	W1	Howard/Bass	20	Singleton	12	Kidd	11	Udrih	18	20,223
56	Feb 24	R	L	San Antonio	76-93	19-8	14-15	33-23	L1	Howard	19	Singleton	14	Kidd	4	Parker	37	18,797
57	Feb 25	H	W	Milwaukee	116-96	20-8	14-15	34-23	W1	Howard	27	Bass	11	Kidd	9	Villanueva	25	19,558
58	Feb 27	H	2	Oklahoma City	110-108 (ot)	21-8	14-15	35-23	W2	Nowitzki	41	Singleton/Nowitzki	9	Kidd	13	Westbrook	33	20,007
59	Mar 1	H	W	Toronto	109-98	22-8	14-15	36-23	W3	Nowitzki	24	Singleton	16	Kidd	15	Bosh	28	19,688
60	Mar 2	R	L	Oklahoma City	87-96	22-8	14-16	36-24	L1	Nowitzki	28	Singleton	6	Nowitzki	6	Krstic	26	18,527
61	Mar 4	H	W	San Antonio	107-102	23-8	14-16	37-24	W1	Howard	29	Nowitzki	12	Kidd	9	Parker	37	20,316
62	Mar 5	R	L	New Orleans	88-104	23-8	14-17	37-25	L1	Nowitzki	27	Dampier	9	Terry	4	Paul	27	17,230
63	Mar 7	H	W	Washington	119-103	24-8	14-17	38-25	W1	Nowitzki	34	Nowitzki	9	Kidd	11	Jamison	24	20,150
64	Mar 10	R	W	Phoenix	122-117	24-8	15-17	39-25	W2	Nowitzki	34	Nowitzki	13	Nowitzki/Barea	4	Nash	23	18,422
65	Mar 11	R	W	Portland	93-89	24-8	16-17	40-25	W3	Nowitzki	29	Kidd/Nowitzki	10	Kidd	10	Aldridge	23	20,286
66	Mar 13	R	L	Golden State	110-119	24-8	16-18	40-26	L1	Nowitzki	27	Singleton	11	Kidd	11	Jackson	31	18,751
67	Mar 15	R	L	L.A. Lakers	100-107	24-8	16-19	40-27	L2	Terry	29	Singleton	10	Kidd	9	Bryant	28	18,997
68	Mar 17	H	W	Detroit	103-101	25-8	16-19	41-27	W1	Nowitzki	30	Dampier	13	Barea	8	Prince	28	20,427
69	Mar 19	R	L	Atlanta	87-95	25-8	16-20	41-28	L1	Nowitzki	23	Nowitzki	12	Kidd	6	Johnson	24	17,499
70	Mar 20	R	W	Indiana	94-92	25-8	17-20	42-28	W1	Nowitzki	23	Singleton	11	Barea	6	Granger	18	17,232
71	Mar 25	H	W	Golden State	128-106	26-8	17-20	43-28	W2	Nowitzki/Terry	26	Dampier	10	Kidd/Barea	7	Morrow	29	19,862
72	Mar 27	H	L	Denver	101-103	26-9	17-20	43-29	L1	Nowitzki	26	Nowitzki	11	Barea/Terry	4	Anthony	43	20,310
73	Mar 29	R	L	Cleveland	74-102	26-9	17-21	43-30	L2	Nowitzki	20	Hollins	12	Kidd	8	James	24	20,562
74	Mar 31	R	W	Minnesota	108-88	26-9	18-21	44-30	W1	Nowitzki	23	Nowitzki	12	Kidd	13	Love	23	12,111
75	Apr 1	H	W	Miami	98-96	27-9	18-21	45-30	W2	Nowitzki	30	Howard/Bass	8	Kidd	11	Wade	23	20,021
76	Apr 3	R	L	Memphis	102-107	27-9	18-22	45-31	L1	Nowitzki	35	Nowitzki	9	Kidd	10	Gay	27	15,126
77	Apr 5	H	W	Phoenix	140-116	28-9	18-22	46-31	W1	Nowitzki	28	Singleton/Bass	6	Kidd	20	Barbosa	24	20,301
78	Apr 8	H	W	Utah	130-101	29-9	18-22	47-31	W2	Nowitzki	31	Dampier	10	Kidd	10	Williams	18	20,017
79	Apr 10	H	W	New Orleans	100-92	30-9	18-22	48-31	W3	Howard/Nowitzki	25	Bass	13	Kidd	15	Paul	42	20,370
80	Apr 12	R	L	New Orleans	92-102	30-9	18-23	48-32	L1	Nowitzki	29							



2007-2008

TOP ROW L-R ROBERT HACKETT, AL WHITLEY, DIONNE CALHOUN, KEITH GRANT, DONNIE NELSON, PAUL WESTPHAL, BILLY OWENS, POPEYE JONES, MARIO ELIE, JOE PRUNTY, BRAD DAVIS, CASEY SMITH, MIKE ROTH

MIDDLE ROW L-R ANTOINE WRIGHT, DIRK NOWITZKI, MALIK ALLEN, BRANDON BASS, JAMAAL MAGLOIRE, ERICK DAMPIER, JUWAN HOWARD, DEVEAN GEORGE, JOSH HOWARD

BOTTOM ROW L-R TYRONN LUE, JOSE BAREA, JASON TERRY, AVERY JOHNSON, TERDEMA USSERY, JASON KIDD, JERRY STACKHOUSE, EDDIE JONES

SEASON NOTEBOOK

Won 51, lost 31 (fourth, Southwest)...Donnie Nelson made waves when he pulled off a trade deadline deal that brought Jason Kidd back to the team that drafted him...in the exchange with New Jersey, the Mavs also acquired Malik Allen and Antoine Wright as they gave up Devin Harris, Trenton Hassell, Keith Van Horn, Maurice Ager, DeSagana Diop and two first-round picks...Dirk Nowitzki earned his seventh consecutive All-Star bid and was named All-NBA Second Team after leading the Mavs with averages of 23.6 points and 8.6 rebounds...the Mavericks went 16-13 with Kidd at point guard and secured the seventh seed in the Western Conference...Dallas would eventually fall 4-1 to the second-seeded New Orleans Hornets.

	G	GS	MIN	FG	FGA	PCT	3FG	3FGA	PCT	FT	FTA	PCT	OFF	DEF	TOT	AST	PF	DQ	STL	TO	BLK	PTS	AVG
Nowitzki	77	77	2769	630	1314	.479	79	220	.359	478	544	.879	95	564	659	266	198	0	51	160	71	1817	23.6
Jo. Howard	76	76	2757	567	1247	.455	67	210	.319	312	384	.813	120	412	532	164	202	1	59	114	32	1513	19.9
Terry	82	34	2579	471	1008	.467	136	363	.375	191	223	.857	30	178	208	264	170	1	88	92	18	1269	15.5
Harris	39	39	1184	187	387	.483	25	70	.357	161	196	.821	17	74	91	206	127	0	56	93	2	560	14.4
Kidd (Tot)	80	80	2906	305	793	.385	119	312	.381	135	165	.818	94	506	600	806	165	0	136	266	26	864	10.8
Kidd (Dal)	29	29	1011	104	244	.426	35	76	.461	44	54	.815	36	152	188	276	75	0	62	81	11	287	9.9
Stackhouse	58	13	1412	213	526	.405	60	184	.326	132	148	.892	33	100	133	145	82	0	28	86	10	618	10.7
Bass	79	1	1557	246	493	.499	0	4	.000	162	197	.822	120	227	347	58	150	0	22	82	48	654	8.3
Wright (Tot)	56	10	1231	136	329	.413	32	110	.291	46	67	.687	40	107	147	80	127	1	28	50	21	350	6.3
Wright (Dal)	15	0	176	21	42	.500	5	9	.556	5	9	.556	5	17	22	13	22	0	2	11	4	52	3.5
Dampier	72	64	1755	178	277	.643	0	0	—	84	146	.575	207	332	539	63	226	6	24	80	106	440	6.1
Lue (Tot)	50	3	736	113	253	.447	39	86	.453	25	32	.781	9	45	54	74	66	0	11	27	1	290	5.8
Lue (Dal)	17	0	173	27	57	.474	9	17	.529	1	4	.250	0	13	13	15	28	0	0	5	1	64	3.8
Allen (Tot)	73	16	1096	157	327	.480	1	2	.500	23	25	.920	66	130	196	44	149	1	19	45	31	338	4.6
Allen (Dal)	25	4	333	33	66	.500	0	0	—	11	12	.917	24	44	68	15	60	1	4	13	10	77	3.1
Barea	44	9	460	71	170	.418	21	54	.389	28	35	.800	4	43	47	58	48	0	14	35	1	191	4.3
Jones	47	33	922	66	180	.367	34	116	.293	10	14	.714	18	114	132	69	72	0	26	29	8	176	3.7
George	53	4	821	74	207	.357	22	68	.324	24	34	.706	28	109	137	35	90	1	19	24	13	194	3.7
Diop	52	18	894	67	115	.583	0	0	—	24	40	.600	111	159	270	26	100	1	20	42	63	158	3.0
Hassell	37	6	463	37	80	.463	1	4	.250	1	2	.500	11	33	44	26	55	0	9	14	1	76	2.1
Magloire (Tot)	31	2	286	18	55	.327	0	0	—	20	44	.455	19	70	89	7	50	0	1	30	10	56	1.8
Magloire (Dal)	7	0	27	3	6	.500	0	0	—	6	13	.462	1	7	8	0	8	0	1	7	0	12	1.7
Ager	12	3	77	5	27	.185	0	8	.000	5	6	.833	1	3	4	4	11	0	0	3	1	15	1.3
Ju. Howard	50	0	353	23	64	.359	0	0	—	11	14	.786	21	60	81	17	62	0	5	17	2	57	1.1
Fazekas	4	0	9	2	5	.400	0	0	—	0	0	—	1	2	3	0	0	0	0	0	0	4	1.0





2007-08 SEASON STATISTICS & RESULTS

No	Date	H-R	W-L	Opponent	Score	Home Record	Road Record	Total Record	Sk	Dallas Hi Scorer	Pt	Dallas Hi Rebr	Rb	Dallas Hi Assists	Ast	Opponent Hi Scorer	Pt	Attend
1	Oct 31	R	W	Cleveland	92-74	0-0	1-0	1-0	W1	Terry	24	Diop	11	Nowitzki	6	Ilgaukas	17	20,562
2	Nov 2	R	L	Atlanta	94-101	0-0	1-1	1-1	L1	Nowitzki	28	Nowitzki	8	Terry	6	J. Johnson	28	19,767
3	Nov 3	H	W	Sacramento	123-102	1-0	1-1	2-1	W1	Jo. Howard	27	Diop	8	Nowitzki	7	Martin	28	20,343
4	Nov 5	H	W	Houston	107-98	2-0	1-1	3-1	W2	Terry	31	DioP	13	3 Players	5	Mcgrady	35	20,389
5	Nov 8	R	W	Golden State	120-115	2-0	2-1	4-1	W3	Jo. Howard/Terry	24	Bass	12	Harris	7	Davis	37	19,596
6	Nov 10	R	L	Portland	82-91	2-0	2-2	4-2	L1	Jo. Howard	20	Diop	11	Nowitzki	5	Roy	32	19,255
7	Nov 13	H	W	Philadelphia	99-84	3-0	2-2	5-2	W1	Terry	25	Nowitzki	12	Nowitzki	8	Dalembert	18	19,875
8	Nov 15	H	W	San Antonio	105-92	4-0	2-2	6-2	W2	Jo. Howard	23	Dampier	9	Harris/Nowitzki	5	Ginobili	25	20,468
9	Nov 17	H	W	Memphis	108-105	5-0	2-2	7-2	W3	Jo. Howard	27	Diop	11	Harris	8	Miller	23	20,385
10	Nov 20	H	W	Toronto	105-99	6-0	2-2	8-2	W4	Nowitzki	32	Jo. Howard	9	Terry	5	Bosh	31	20,272
11	Nov 21	R	W	Houston	100-94	6-0	3-2	9-2	W5	Harris	22	Nowitzki	14	Harris	5	Yao	30	18,143
12	Nov 23	R	L	Indiana	107-111	6-0	3-3	9-3	L1	Harris	24	Nowitzki	11	Harris/Nowitzki	5	Granger	25	14,002
13	Nov 24	R	L	Milwaukee	95-97	6-0	3-4	9-4	L2	Jo. Howard	11	Harris	9	Harris	9	Redd	27	16,376
14	Nov 26	H	L	Washington	98-110	6-1	3-4	9-5	L3	Nowitzki	31	Nowitzki	8	Harris	7	Butler	35	19,556
15	Nov 28	H	W	Minnesota	109-103	7-1	3-4	10-5	W1	Nowitzki	27	Nowitzki	11	Harris	6	Jefferson	31	20,054
16	Nov 30	H	W	Portland	91-80	8-1	3-4	11-5	W2	Jo. Howard	23	Jo. Howard	14	Harris	7	Aldridge	22	20,301
17	Dec 1	R	L	New Orleans	108-112 (Ot)	8-1	3-5	11-6	L1	3 Players	19	Diop	10	3 Players	5	Paul	33	12,223
18	Dec 3	R	W	Chicago	103-98	8-1	4-5	12-6	W1	Jo. Howard	27	Dampier/Jo. Howard	10	Jo. Howard	6	Nocioni	30	21,780
19	Dec 5	R	L	San Antonio	95-97	8-1	4-6	12-7	L1	Jo. Howard	22	Jo. Howard/Nowitzki	9	Harris	4	Ginobili	37	18,797
20	Dec 6	H	L	Denver	109-122	8-2	4-6	12-8	L2	Nowitzki	32	Nowitzki	12	3 Players	5	Iverson	35	20,155
21	Dec 8	H	W	Utah	125-117	9-2	4-6	13-8	W1	Jo. Howard	47	Jo. Howard	10	Harris	12	Williams	41	20,300
22	Dec 10	R	W	New York	99-89	9-2	5-6	14-8	W2	Nowitzki	36	Nowitzki	7	4 Tied With	4	Randolph	24	19,763
23	Dec 12	R	L	Toronto	76-92	9-2	5-7	14-9	L1	Terry	21	Dampier	11	Nowitzki	5	Bosh	17	19,800
24	Dec 14	H	W	New Orleans	89-80	10-2	5-7	15-9	W1	Terry	25	Jo. Howard	10	Nowitzki	6	Paul	22	20,071
25	Dec 15	R	W	HouSton	96-83	10-2	6-7	16-9	W2	Jo. Howard	23	Nowitzki	6	Nowitzki	8	Yao	28	18,307
26	Dec 17	H	W	Orlando	111-108	11-2	6-7	17-9	W3	Nowitzki	31	Nowitzki	11	Harris	9	Turkoglu	26	20,114
27	Dec 19	H	W	Phoenix	108-105	12-2	6-7	18-9	W4	Nowitzki	31	Dampier	10	Harris	6	Stoudemire	25	20,316
28	Dec 21	H	W	L.A. Clippers	102-89	13-2	6-7	19-9	W5	Nowitzki	30	Dampier	10	3 Players	3	Kaman	24	20,246
29	Dec 26	R	L	Utah	90-99	13-2	6-8	19-10	L1	Nowitzki	20	Nowitzki	9	Harris/Terry	5	Boozer	21	19,911
30	Dec 27	H	L	Cleveland	81-88	13-3	6-8	19-11	L2	Jo. Howard/Nowitzki	19	Nowitzki	20	Harris	6	James	24	20,462
31	Dec 29	H	W	Atlanta	97-84	14-3	6-8	20-11	W1	Nowitzki	22	Dampier	10	Nowitzki	5	M. Williams	18	20,338
32	Jan 2	H	W	Golden State	121-99	15-3	6-8	21-11	W2	Nowitzki	29	Jo. Howard	13	Terry/Nowitzki	6	Jackson	25	20,172
33	Jan 4	H	W	Miami	94-89	16-3	6-8	22-11	W3	Nowitzki	24	Nowitzki	10	Harris	9	Davis/Blount	17	20,357
34	Jan 6	R	W	Minnesota	101-78	16-3	7-8	23-11	W4	Nowitzki	30	Jo. Howard/Bass	8	Jones	5	Mccants	21	17,644
35	Jan 9	H	W	Detroit	102-86	17-3	7-8	24-11	W5	Nowitzki	23	Jo. Howard/Nowitzki	9	Terry	5	Hamilton	18	20,362
36	Jan 11	R	W	Seattle	90-70	17-3	8-8	25-11	W6	Nowitzki	20	Jo. Howard	11	Harris	5	Szczerbiak	17	12,522
37	Jan 12	R	W	L.A. Clippers	95-94	17-3	9-8	26-11	W7	Nowitzki	22	Dampier	9	Terry/Nowitzki	4	Thomas	21	16,494
38	Jan 14	R	L	Sacramento	120-122	17-3	9-9	26-12	L1	Harris/Terry	25	Dampier	10	Harris	9	Martin	39	14,077
39	Jan 19	H	W	Seattle	111-96	18-3	9-9	27-12	W1	Nowitzki	20	Dampier/Nowitzki	9	Harris	9	Szczerbiak	26	20,386
40	Jan 21	R	L	Washington	84-102	18-3	9-10	27-13	L1	Jo. Howard	32	Nowitzki	11	Nowitzki	6	Butler	25	20,173
41	Jan 23	R	W	Charlotte	102-95	18-3	10-10	28-13	W1	Harris	23	Jo. Howard	12	Harris	9	Wallace/Richardson	22	13,764
42	Jan 25	H	W	L.A. Lakers	112-105	19-3	10-10	29-13	W2	Jo. Howard/Nowitzki	26	Jo. Howard/Nowitzki	10	Harris	4	Bryant	40	20,438
43	Jan 27	H	W	Denver	90-85	20-3	10-10	30-13	W3	Nowitzki	32	Diop/Nowitzki	11	Jo. Howard	5	Iverson	23	20,437
44	Jan 28	R	W	Memphis	103-84	20-3	11-10	31-13	W4	Jo. Howard	26	Dampier	12	Hassell/Jo. Howard	4	Gay	18	11,672
45	Jan 31	R	L	Boston	90-96	20-3	11-11	31-14	L1	Nowitzki	31	Nowitzki	11	Terry/Nowitzki	6	R. Allen/Pierce	26	18,624
46	Feb 3	R	L	Detroit	67-90	20-3	11-12	31-15	L2	Jo. Howard/Nowitzki	15	Dampier/Nowitzki	10	Terry	3	Wallace	21	22,076
47	Feb 4	R	W	Orlando	107-98	20-3	12-12	32-15	W1	Jo. Howard	25	Nowitzki	9	Nowitzki	5	Howard	28	16,794
48	Feb 6	H	W	Milwaukee	107-96	21-3	12-12	33-15	W2	Nowitzki	29	Dampier/Nowitzki	10	Nowitzki	12	Williams	36	20,079
49	Feb 8	H	W	Memphis	92-81	22-3	12-12	34-15	W3	Nowitzki	21	Diop	12	4 Players	3	Gay	18	20,315
50	Feb 10	R	L	New Jersey	82-101	22-3	12-13	34-16	L1	Nowitzki	21	Nowitzki	8	Terry	5	Carter	29	16,395
51	Feb 11	R	L	Philadelphia	76-84	22-3	12-14	34-17	L2	Jo. Howard	17	Diop/Nowitzki	9	Nowitzki	7	Miller	21	11,728
52	Feb 13	H	W	Portland	96-76	23-3	12-14	35-17	W1	Nowitzki	37	Nowitzki	12	Barea/Terry	4	Roy	25	20,159
53	Feb 14	F	L	Phoenix	97-109	23-3	12-15	35-18	L1	Nowitzki	36	Nowitzki	12	Nowitzki	4	Barbosa/Stoudemire	26	18,422
54	Feb 20	R	L	New Orleans	93-104	23-3	12-16	35-19	L2	Nowitzki	31	Nowitzki	8	Kidd	5	Paul	31	15,941
55	Feb 22	R	W	Memphis	99-83	23-3	13-16	36-19	W1	Nowitzki	27	Dampier	8	Kidd	15	Gay	18	16,245
56	Feb 24	R	W	Minnesota	98-83	23-3	14-16	37-19	W2	Nowitzki	29	Nowitzki	8	Kidd	17	Jefferson	22	19,429
57	Feb 25	H	W	Chicago	102-84	24-3	14-16	38-19	W3	Nowitzki	29	Dampier	16	Kidd	8	Gordon	25	20,340
58	Feb 28	R	L	San Antonio	94-97	24-3	14-17	38-20	L1	Nowitzki	28	Dampier/Jo. Howard	8	Kidd	10	Duncan	31	18,797
59	Feb 29	H	W	Sacramento	115-106	25-3	14-17	39-20	W1	Nowitzki	34	Dampier	13	Kidd	9	Martin/Udrih	25	20,354
60	Mar 2	R	L	L.A. Lakers	104-108 (Ot)	25-3	14-18	39-21	L1	Nowitzki	30	Dampier	17	Kidd	11	Bryant	52	18,997
61	Mar 3	R	L	Utah	110-116	25-3	14-19	39-22	L2	Jo. Howard	25	Nowitzki	7	Kidd	9	Boozer	28	19,911
62	Mar 6	H	L	Houston	98-113	25-4	14-19	39-23	L3	Jo. Howard	21	Dampier	8	Kidd	6	Mcgrady	31	20,315
63	Mar 8	H	W	New Jersey	111-91	26-4	14-19	40-23	W1	Nowitzki	34	Nowitzki/Allen	9	Kidd	13	Jefferson	22	20,399
64	Mar 10	H	W	New York	108-79	27-4	14-19	41-23	W2	Nowitzki/Terry	18	Bass	9	Kidd	9	Randolph	21	20,203
65	Mar 12	H	W	Charlotte	118-93	28-4	14-19	42-23	W3	Nowitzki	26	Nowitzki	9	Kidd	8	Felton	21	20,279
66	Mar 14	H	W	Indiana	116-97	29-4	14-19	43-23	W4	Nowitzki	21	Dampier	12	Kidd	12	Murray	22	20,354
67	Mar 16	R	W	Miami	98-73	29-4	15-19	44-23	W5	Nowitzki	21	3 Players	6	Kidd	5	Barron	21	19,304
68	Mar 18	H	L	L.A. Lakers	100-102	29-5	15-19	44-24	L1	Nowitzki	35	Nowitzki	11	Kidd	7	Bryant	29	20,534
69	Mar 20	H	L	Boston	90-94	29-6	15-19	44-25	L2	Jo. Howard	24	Nowitzki	19	Kidd	9	Pierce	22	20,582
70	Mar 23	H	L	San Antonio	81-88	29-7	15-19	44-26	L3	Stackhouse	19	Jo. Howard	9	Kidd	5	Ginobili	26	20,411
71	Mar 25	H	W	L.A. Clippers	103-90	30-7	15-19	45-26	W1	Jo. Howard	32	Dampier	17	Kidd	8	Maggette	21	20,207
72	Mar 27	R	L	Denver	105-118	30-7	15-20	45-27	L1	Jo. Howard	30	Dampier	9	Kidd	15	Anthony	32	18,247
73	Mar 30	R	L	Golden State	104-114	30-7	15-21	45-28	L2	Jo. Howard	36	Jo. Howard/Kidd	9	Kidd	14	Ellis	30	19,852
74	Mar 31	R	W	L.A. Clippers	93-86	30-7	16-21	46-28	W1	Kidd	27	Jo. Howard	8	Kidd/Terry	4	Thornton	26	17,124
75	Apr 2	H	W	Golden State	111-86	31-7	16-21	47-28	W2	Terry	31	Dampier/Kidd	11	Kidd	17	Ellis	27	20,331
76	Apr 4	R	L	L.A. Lakers	108-112	31-7	16-22	47-29	L1	Nowitzki	27	Dampier	10	Kidd	8	Odum	31	18,997
77	Apr 6	R	W	Phoenix	105-98	31-7	17-22	48-29	W1	Nowitzki	32	Nowitzki	12	Kidd	7	Stoudemire	31	18,422
78	Apr 8	H	W	Seattle	99-83	32-7	17-22	49-29	W2	Terry	22	Nowitzki	12	Kidd	10	Watson	22	20,228
79	Apr 10	H	W	Utah	97-94	33-7	17-22	50-29	W3	Nowitzki	32	George/Kidd	6					



2006-2007

TOP ROW L-R DIONNE CALHOUN, KEITH GRANT, BERNARD GRIFFITH, SAM VINCENT, POPEYE JONES, DEL HARRIS, JOE PRUNTY, GARY BOREN, DONNIE NELSON, TERDEMA USSERY

MIDDLE ROW L-R ROBERT HACKETT, CASEY SMITH, JOSH HOWARD, DIRK NOWITZKI, KEVIN WILLIS, ERICK DAMPIER, DESAGANA DIOP, DJ MBENGA, AUSTIN CROSHERE, POPS MENSAH-BONSU, DEVEAN GEORGE, BRAD DAVIS, AL WHITLEY, MIKE ROTH

BOTTOM ROW L-R MAURICE AGER, JASON TERRY, JOSE BAREA, AVERY JOHNSON, 2007 DR PEPPER HONORARY MAVERICK GARRETT WEEMS, DEVIN HARRIS, JERRY STACKHOUSE, GREG BUCKNER

SEASON NOTEBOOK

Won 67, lost 15 (first, Southwest)...the 2006-07 Mavericks secured their place in history with the franchise's best record ever, earning the first seed in the NBA Playoffs...Dallas faced eighth-seeded Golden State in the first-round of the playoffs and were upset 4-2 in the series...but their regular season accomplishments make them one of the best teams in NBA history...their .817 winning percentage ranked sixth all-time among NBA teams...they were also the sixth-fastest team in league history to reach the 50-win mark (59 games)...Dirk Nowitzki led his team with averages of 24.6 points, 8.9 rebounds and a career-high 3.4 assists, while setting career-bests in FG%, 3FG% and FT%...Nowitzki was rewarded for his efforts as he became the first player in Mavericks history to earn the MVP award...additionally, he was named First Team All-NBA and was the second Maverick (Jason Kidd) to start an All-Star game...Nowitzki was joined by Josh Howard as a Western Conference All-Star...Howard received the nod from NBA commissioner David Stern as a replacement for the Western Conference team...the two were the first pair of Mavericks to be named to the same All-Star team since 2003 (Nowitzki, Steve Nash).

	G	GS	MIN	FG	FGA	PCT	3FG	3FGA	PCT	FT	FTA	PCT	OFF	DEF	TOT	AST	PF	DQ	STL	TO	BLK	PTS	AVG
Nowitzki	78	78	2820	673	1341	.502	72	173	.416	498	551	.904	122	571	693	263	171	0	52	167	62	1916	24.6
Howard	70	69	2455	493	1075	.459	92	239	.385	243	294	.827	130	345	475	127	180	2	82	123	56	1321	18.9
Terry	81	80	2846	514	1063	.484	162	370	.438	160	199	.804	41	190	231	422	170	0	81	152	17	1350	16.7
Stackhouse	67	8	1615	280	654	.428	62	162	.383	182	215	.847	39	106	145	187	78	0	51	117	10	804	12.0
Harris	80	61	2081	292	593	.492	14	50	.280	215	261	.824	45	151	196	296	242	5	96	146	21	813	10.2
Dampier	76	73	1915	209	334	.626	0	0	-	119	191	.623	217	349	566	44	239	3	24	107	82	537	7.1
George	60	17	1283	146	370	.395	53	150	.353	36	48	.750	57	157	213	33	143	2	46	51	23	381	6.4
Buckner	76	11	1372	123	299	.411	32	103	.311	27	34	.794	35	123	158	70	152	0	47	40	7	305	4.0
Johnson	40	0	562	60	146	.411	11	29	.379	21	29	.724	13	35	48	78	68	0	16	31	1	152	3.8
Croshere	61	2	727	78	222	.351	26	91	.286	45	52	.865	33	153	186	44	68	0	14	33	6	227	3.7
Mensah-Bonsu	12	0	71	11	17	.647	0	0	-	7	18	.389	9	12	21	0	8	0	1	9	0	29	2.4
Willis	5	0	43	5	13	.385	0	0	-	2	2	1.000	2	6	8	1	11	0	2	2	1	12	2.4
Barea	33	1	191	28	78	.359	6	21	.286	16	24	.667	7	18	25	24	19	0	1	14	1	78	2.4
Diop	81	9	1480	71	151	.470	0	1	.000	48	86	.558	166	272	438	30	244	2	40	63	113	190	2.3
Ager	32	1	213	22	70	.314	5	15	.333	20	33	.606	1	20	21	7	27	0	4	15	3	69	2.2
Mbenga	21	0	79	5	16	.313	0	0	-	7	8	.875	3	8	11	6	17	0	3	5	5	17	0.8
Mavericks	82	-	19755	3010	6442	.467	535	1404	.381	1646	2045	.805	920	2515	3435	1632	1837	14	560	1140	408	8201	100.0
Opponents	82	-	19755	2790	6241	.447	375	1074	.349	1654	2216	.746	839	2286	3125	1471	1811	13	565	1190	312	7609	92.8





2006-07 SEASON STATISTICS & RESULTS

No	Date	H-R	W-L	Opponent	Score	Home Record	Road Record	Total Record	Sk	Dallas Hi Scorer	Pt	Dallas Hi Rebr	Rb	Dallas Hi Assists	Ast	Opponent Hi Scorer	Pt	Attend
1	Nov 2	H	L	San Antonio	91-97	0-1	0-0	0-1	L1	Nowitzki	21	Nowitzki	11	Howard/Terry	4	Parker	19	20,416
2	Nov 4	R	L	Houston	76-107	0-1	0-1	0-2	L2	Nowitzki	24	Dampier	9	Terry	4	Yao	36	18,245
3	Nov 6	H	L	Golden State	104-107	0-2	0-1	0-3	L3	Nowitzki	26	Nowitzki	11	Terry/Nowitzki	6	Davis	26	20,093
4	Nov 8	R	L	L.A. Clippers	85-103	0-2	0-2	0-4	L4	Terry	23	Nowitzki	12	Harris	5	Mobley	28	18,538
5	Nov 9	R	W	Phoenix	119-112	0-2	1-2	1-4	W1	Nowitzki	35	Dampier/Nowitzki	7	Johnson	6	Barbosa	30	18,422
6	Nov 12	R	W	Portland	103-96	0-2	2-2	2-4	W2	Nowitzki	26	Nowitzki	10	Stackhouse	9	Jack/Randolph	20	15,005
7	Nov 14	H	W	Chicago	111-99	1-2	2-2	3-4	W3	Nowitzki	31	Dampier	13	Harris/Terry	5	Hinrick	25	20,274
8	Nov 17	R	W	Memphis	115-103	1-2	3-2	4-4	W4	Nowitzki	26	Dampier	15	Harris	7	Warrick	26	16,727
9	Nov 18	H	W	Memphis	89-84	2-2	3-2	5-4	W5	Nowitzki	24	Nowitzki	13	Johnson	9	Gay	23	20,535
10	Nov 20	R	W	Charlotte	93-85	2-2	4-2	6-4	W6	Nowitzki	24	Dampier	15	Harris	6	Okafor	22	13,727
11	Nov 21	H	W	Washington	107-80	3-2	4-2	7-4	W7	Nowitzki	30	Nowitzki	14	Stackhouse/Nowitzki	5	Arenas	29	20,080
12	Nov 24	R	W	San Antonio	95-92	3-2	5-2	8-4	W8	Nowitzki	31	Nowitzki	10	Terry	10	Duncan	29	18,797
13	Nov 25	H	W	NO/Okla City	85-73	4-2	5-2	9-4	W9	Nowitzki	28	Diop/Nowitzki	9	Terry	6	Pargo	19	20,315
14	Nov 27	H	W	Minnesota	93-87	5-2	5-2	10-4	W10	Howard/Nowitzki	15	Dampier	11	Harris	4	Garnett	19	19,939
15	Nov 29	H	W	Toronto	117-98	6-2	5-2	11-4	W11	Howard	26	Dampier	14	Johnson	8	Ford/Bosh	18	19,975
16	Dec 1	H	W	Sacramento	109-90	7-2	5-2	12-4	W12	Howard	24	Diop/Nowitzki	10	Johnson	10	Artest	15	20,277
17	Dec 4	R	L	Washington	97-106	7-2	5-3	12-5	L1	Nowitzki	27	Dampier/Nowitzki	9	Stackhouse	6	Arenas	38	14,891
18	Dec 5	R	W	New Jersey	92-75	7-2	6-3	13-5	W1	Nowitzki	26	Nowitzki	13	Terry	7	Carter	20	16,794
19	Dec 7	H	L	Detroit	82-92	7-3	6-3	13-6	L1	Nowitzki	29	Howard	12	Harris	4	Prince	20	20,152
20	Dec 9	H	W	Denver	105-90	8-3	6-3	14-6	W1	Howard	30	Howard	11	Harris/Terry	6	Anthony/JR Smith	18	20,343
21	Dec 11	R	L	Utah	79-101	8-3	6-4	14-7	L1	Nowitzki	26	Nowitzki	10	Harris	3	Boozer	31	19,911
22	Dec 13	H	W	L.A. Lakers	110-101	9-3	6-4	15-7	W1	Howard	29	Nowitzki	14	Terry	9	Bryant	33	20,424
23	Dec 15	H	W	Philadelphia	93-79	10-3	6-4	16-7	W2	Terry	18	Dampier/Howard	8	Nowitzki	5	Iguodala	17	20,219
24	Dec 16	R	W	NO/Okla City	90-79	10-3	7-4	17-7	W3	Howard	23	Nowitzki	10	Terry	6	Paul	30	16,331
25	Dec 18	R	W	Sacramento	100-91	10-3	8-4	18-7	W4	Nowitzki	29	Nowitzki	13	Harris/Terry	6	Miller	19	17,317
26	Dec 20	R	W	Seattle	103-95	10-3	9-4	19-7	W5	Dampier	22	Dampier	16	Terry	6	Ridnour	21	16,867
27	Dec 22	H	W	L.A. Clippers	115-83	11-3	9-4	20-7	W6	Howard	25	Nowitzki	12	Terry	7	Maggette	19	20,311
28	Dec 26	H	W	Charlotte	97-84	12-3	9-4	21-7	W7	Howard	27	Dampier	10	Terry	7	Morrison	17	20,423
29	Dec 28	H	W	Phoenix	101-99	13-3	9-4	22-7	W8	Terry	35	Howard	12	Terry	8	Stoudemire	25	20,483
30	Dec 30	H	W	NO/Okla City	94-80	14-3	9-4	23-7	W9	Terry	25	Dampier	9	Terry	6	M. Jackson	22	20,433
31	Dec 31	R	W	Denver	89-85	14-3	10-4	24-7	W10	Howard	28	Howard	17	Terry	6	Iverson	28	18,423
32	Jan 2	H	W	Seattle	112-88	15-3	10-4	25-7	W11	Nowitzki	31	Nowitzki	15	Terry	5	Allen	27	20,245
33	Jan 4	H	W	Indiana	100-91	16-3	10-4	26-7	W12	Howard	25	Howard	11	Harris	5	Harrington	24	20,398
34	Jan 5	R	W	San Antonio	90-85	16-3	11-4	27-7	W13	Nowitzki	36	Howard	11	Terry	8	Ginobili	25	18,797
35	Jan 7	R	L	L.A. Lakers	98-101	16-3	11-5	27-8	L1	Nowitzki	29	Nowitzki	13	Terry	7	Bryant	26	18,997
36	Jan 9	R	W	Utah	108-105	16-3	12-5	28-8	W1	Nowitzki	38	Howard	9	Terry	6	Boozer	29	19,911
37	Jan 10	H	W	Portland	99-74	17-3	12-5	29-8	W2	Terry	20	Dampier	10	Nowitzki	5	Randolph	21	20,256
38	Jan 12	R	W	Indiana	115-113 (ot)	17-3	13-5	30-8	W3	Nowitzki	43	Nowitzki	12	Terry	7	O'Neal	26	15,923
39	Jan 14	R	W	Toronto	97-96	17-3	14-5	31-8	W4	Nowitzki	38	Nowitzki	11	3 Tied With	5	Bosh	24	19,800
40	Jan 16	H	W	Houston	109-96	18-3	14-5	32-8	W5	Nowitzki	30	Nowitzki	10	Terry	8	McGrady	45	20,332
41	Jan 18	H	W	L.A. Lakers	114-95	19-3	14-5	33-8	W6	Howard	29	Howard	11	Terry	13	Bryant	26	20,446
42	Jan 21	R	W	Miami	99-93	19-3	15-5	34-8	W7	Howard	25	Dampier/Nowitzki	11	Terry	11	Wade	31	20,195
43	Jan 23	R	W	Orlando	111-95	19-3	16-5	35-8	W8	Nowitzki	33	Nowitzki	10	Nowitzki	8	Nelson	23	17,451
44	Jan 25	R	L	Chicago	85-96	19-3	16-6	35-9	L1	Nowitzki	28	Nowitzki	11	Terry	6	Gordon	30	21,822
45	Jan 27	H	W	Sacramento	106-104	20-3	16-6	36-9	W1	Nowitzki	32	Nowitzki	11	Terry	7	Artest	25	20,487
46	Jan 30	H	W	Seattle	122-102	21-3	16-6	37-9	W2	Croshere	34	Croshere	7	Harris/Stackhouse	4	Allen	35	20,326
47	Jan 31	R	W	Memphis	95-94	21-3	17-6	38-9	W3	Nowitzki	26	Nowitzki	11	Terry	6	Miller	32	14,762
48	Feb 3	H	W	Minnesota	94-93	22-3	17-6	39-9	W4	Howard/Terry	22	Diop	12	Harris	6	Garnett	25	20,467
49	Feb 7	H	W	Memphis	113-97	23-3	17-6	40-9	W5	Nowitzki	38	Nowitzki	10	Harris	8	Gasol	29	20,263
50	Feb 9	H	W	Houston	95-74	24-3	17-6	41-9	W6	Howard	22	Diop	14	Stackhouse	5	McGrady	20	20,445
51	Feb 11	R	W	Philadelphia	106-89	24-3	18-6	42-9	W7	Nowitzki	24	Nowitzki	11	Terry	11	Iguodala	21	13,673
52	Feb 13	R	W	Milwaukee	99-93	24-3	19-6	43-9	W8	Nowitzki	38	Nowitzki	11	Terry	10	Patterson	20	16,514
53	Feb 15	R	W	Houston	80-77	24-3	20-6	44-9	W9	Nowitzki	26	Howard	11	Howard/Stackhouse	3	McGrady	17	18,270
54	Feb 22	H	W	Miami	112-100	25-3	20-6	45-9	W10	Nowitzki	31	Nowitzki	11	Nowitzki	6	Posey/O'Neal	27	20,448
55	Feb 24	H	W	Denver	115-95	26-3	20-6	46-9	W11	Nowitzki	31	Nowitzki	11	Nowitzki	8	Anthony	34	20,455
56	Feb 26	H	W	Atlanta	110-87	27-3	20-6	47-9	W12	Nowitzki	27	Nowitzki	8	Stackhouse	9	J. Johnson	29	20,245
57	Feb 27	R	W	Minnesota	91-65	27-3	21-6	48-9	W13	Nowitzki	23	Nowitzki	14	Terry	7	Garnett/Davis	15	13,326
58	Mar 1	H	W	Cleveland	95-92	28-3	21-6	49-9	W14	Nowitzki	24	Nowitzki	11	Nowitzki	7	James	39	20,428
59	Mar 3	H	W	Orlando	103-98	29-3	21-6	50-9	W15	Terry	29	Nowitzki	9	Terry	15	Howard	25	20,468
60	Mar 6	H	W	New Jersey	102-89	30-3	21-6	51-9	W16	Terry	24	Dampier	14	Howitzki	5	Carter	32	20,360
61	Mar 11	R	W	L.A. Lakers	108-72	30-3	22-6	52-9	W17	Howard	24	Diop	13	Harris	4	Bryant	25	18,997
62	Mar 12	R	L	Golden State	100-117	30-3	22-7	52-10	L1	Harris/Terry	16	Croshere	13	Harris	5	Pietrus	20	18,377
63	Mar 14	H	L	Phoenix	127-129 (2ot)	30-4	22-7	52-11	L2	Stackhouse	33	Nowitzki	16	Nowitzki	6	Stoudemire	41	20,525
64	Mar 16	H	W	Boston	106-101	31-4	22-7	53-11	W1	Howard/Nowitzki	30	Nowitzki	12	Nowitzki	4	Pierce	29	20,428
65	Mar 18	R	W	Detroit	92-88	31-4	23-7	54-11	W2	Nowitzki	28	Nowitzki	12	Terry	6	Murray	18	22,076
66	Mar 20	R	W	New York	92-77	31-4	24-7	55-11	W3	Howard/Nowitzki	24	Dampier	13	Terry	6	Curry	22	19,763
67	Mar 21	R	W	Cleveland	98-90	31-4	25-7	56-11	W4	Nowitzki	23	Dampier/Nowitzki	9	3 Tied With	6	James	31	20,562
68	Mar 23	R	W	Boston	109-95	31-4	26-7	57-11	W5	Terry	29	Diop/Howard	11	3 Tied With	6	Pierce	30	18,113
69	Mar 25	R	W	Atlanta	104-97	31-4	27-7	58-11	W6	Howard/Nowitzki	28	Diop	9	Stackhouse	8	Smith/Childress	21	19,322
70	Mar 27	R	W	NO/Okla City	105-89	31-4	28-7	59-11	W7	Howard	25	Howard	10	Terry/Stackhouse	7	Pargo	23	19,164
71	Mar 28	H	W	Milwaukee	105-103	32-4	28-7	60-11	W8	Terry	27	Dampier	10	Harris	5	Redd	34	20,398
72	Mar 30	H	W	New York	105-103	33-4	28-7	61-11	W9	Nowitzki	30	Dampier	10	Harris/Stackhouse	6	Marbury	43	20,468
73	Apr 1	R	L	Phoenix	104-126	33-4	28-8	61-12	L1	Howard	28	Howard	7	Nowitzki	6	Barbosa	29	18,422
74	Apr 3	R	W	Sacramento	97-93	33-4	29-8	62-12	W1	Howard	29	George/Howard	8	Terry/Stackhouse	5	Artest	25	17,317
75	Apr 6	R	L	Denver	71-75	33-4	29-9	62-13	L1	Nowitzki	22	Dampier	13	Harris	5	Anthony	23	19,752
76	Apr 7	H	W	Portland	86-74	34-4	29-9	63-13	W1	Terry	29	Diop/Croshere	10	Harris	4	Jack	18	20,573
77	Apr 9	H	W	L.A. Clippers	96-86	35-4	29-9	64-13	W2	Nowitzki	26	Diop	9	Terry	6	Maggette	24	20,402
78	Apr 11	R	W	Minnesota	105-88	35-4	30-9	65-13	W3	Croshere	19	Diop	15	Terry	6	Reed	17	13,671
79	Apr 13	H	L	Utah	89-104	35-5	30-9	65-14	L1	Nowitzki	23	Diop/Nowitzki	4	Harris	8	Boozer	32	20,411
80	Apr 15	H	W	San Antonio	91-86	36-5	30-9	66-14	W1	Harris/Nowitzki	21	Diop	9	Terry	6	Parker	23	20,444
81	Apr 17	R	L	Golden State	82-111	36-5	30-10	66-15	L1	Ager	20	Barea	10	B				



2005-2006

TOP ROW L-R GREG DREILING, DIONNE CALHOUN, CASEY SMITH, JOE PRUNTY, BERNARD GRIFFITH, DEL HARRIS, BRAD DAVIS, LARRY RILEY, ROBERT HACKETT, AL WHITLEY, GARY BOREN, ROLANDO BLACKMAN

MIDDLE ROW L-R JERRY STACKHOUSE, JOSH POWELL, DJ MBENGA, ERICK DAMPIER, PAVEL PODKOLZIN, KEITH VAN HORN, DIRK NOWITZKI, DESAGANA DIOP, JOSH HOWARD

BOTTOM ROW L-R MARQUIS DANIELS, ADRIAN GRIFFIN, DARRELL ARMSTRONG, HEAD COACH AVERY JOHNSON, OWNER MARK CUBAN, JASON TERRY, DEVIN HARRIS, RAWLE MARSHALL

SEASON NOTEBOOK

Won 60, lost 22 (second, Southwest)...the Mavericks entered the playoffs as the fourth seed and after victories over Memphis and San Antonio, respectively, the Mavs faced Phoenix in the Western Conference Finals...Dallas earned the right to play Miami in the NBA Finals with a six-game series win over the Suns...the first-time Western Conference Champs won the first two games of the Finals at home, then lost four straight to Miami to surrender the title...since the NBA adopted the 2-3-2 Finals format in 1985, the Mavs were the 10th team to win the first two games at home...the previous nine teams won the championship, while Dallas became just the third team in Finals history to drop the series after leading 2-0...for his efforts in his first full season as head coach of the Mavs, Avery Johnson was named the NBA's Coach of the Year...meanwhile, Dirk Nowitzki was named All-NBA First Team for the second consecutive season...the Mavs' 60-22 record tied for the best in franchise history...at home, Dallas went 34-7 overall and won 27 of their final 31 home games...along with the Spurs, Mavs became the only other team to have won 50+ games in each of the previous six seasons.

	G	GS	MIN	FG	FGA	PCT	3FG	3FGA	PCT	FT	FTA	PCT	OFF	DEF	TOT	AST	PF	DQ	STL	TO	BLK	PTS	AVG
Nowitzki	81	81	3089	751	1564	.480	110	271	.406	539	598	.901	115	613	728	226	164	1	58	156	83	2151	26.6
Terry	80	80	2798	516	1099	.470	171	416	.411	168	210	.800	31	127	158	306	196	1	100	135	27	1371	17.1
Howard	59	58	1915	350	743	.471	27	63	.429	196	267	.734	123	248	371	111	167	2	68	79	26	923	15.6
Stackhouse	55	11	1525	242	603	.401	36	130	.277	195	221	.882	32	121	153	160	96	1	37	121	10	715	13.0
Daniels	62	29	1766	246	512	.480	4	19	.211	138	183	.754	81	143	224	172	143	2	67	100	13	634	10.2
Harris	56	4	1275	190	405	.469	5	21	.238	169	236	.716	26	99	125	177	121	2	53	84	16	554	9.9
Van Horn	53	0	1090	164	387	.424	50	136	.368	94	113	.832	54	138	192	37	121	1	31	71	11	472	8.9
Dampier	82	36	1934	171	347	.493	0	0	-	127	215	.591	273	367	640	51	263	3	27	115	106	469	5.7
Griffin	52	45	1245	98	204	.480	0	2	.000	41	53	.774	75	152	227	89	113	1	51	39	9	237	4.6
Christie	7	7	185	9	26	.346	0	1	.000	8	12	.667	2	11	13	14	10	0	9	6	1	26	3.7
Marshall	23	9	241	24	60	.400	1	3	.333	22	29	.759	8	23	31	10	17	0	8	15	7	71	3.1
Podkolzin	1	0	18	0	2	.000	0	0	-	3	6	.500	0	7	7	0	0	0	0	2	1	3	3.0
Powell	37	2	429	37	81	.457	0	0	-	36	45	.800	28	53	81	9	52	0	7	22	4	110	3.0
Diop	81	45	1510	75	154	.487	1	2	.500	39	72	.542	145	229	374	23	253	3	44	36	146	190	2.3
Armstrong	62	2	622	43	128	.336	11	48	.229	33	42	.786	18	63	81	86	71	0	27	58	3	130	2.1
Mbenga	43	1	237	32	60	.533	0	1	.000	10	20	.500	19	37	56	2	47	0	6	16	25	74	1.7
Mavericks	82	-	19880	2948	6375	.462	416	1113	.374	1818	2322	.783	1030	2431	3461	1473	1834	17	593	1112	488	8130	99.1
Opponents	82	-	19880	2801	6319	.443	404	1120	.361	1626	2163	.752	935	2209	3144	1433	1958	13	536	1151	400	7632	93.1





2005-06 SEASON STATISTICS & RESULTS

No	Date	H-R	W-L	Opponent	Score	Home Record	Road Record	Total Record	Sk	Dallas Hi Scorer	Pt	Dallas Hi Rebr	Rb	Dallas Hi Assists	Ast	Opponent Hi Scorer	Pt	Attend
1	Nov 1	R	W	Phoenix	111-108(2ot)	0-0	1-0	1-0	W1	Nowitzki	28	Nowitzki	15	Armstrong	5	Nash	30	17,961
2	Nov 2	R	W	Utah	82-93	0-0	1-1	1-1	L1	Terry	21	Van Horn	11	Van Horn	3	Okur	27	18,249
3	Nov 5	H	W	San Antonio	103-84	1-0	1-1	2-1	W1	Nowitzki	34	Howard	12	Terry	8	Parker	24	20,468
4	Nov 9	R	L	Philadelphia	97-112	1-0	1-2	2-2	L1	Van Horn	19	Van Horn	13	Howard	6	Iverson	25	13,392
5	Nov 11	R	W	Charlotte	98-88	1-0	2-2	3-2	W1	Nowitzki	23	Nowitzki	16	Nowitzki	4	Ely	14	18,130
6	Nov 12	R	W	NO/Oklia City	109-103	1-0	3-2	4-2	W2	Nowitzki	30	Diop	5	Harris	5	Paul	26	19,163
7	Nov 15	H	W	Denver	83-80	2-0	3-2	5-2	W3	Nowitzki	35	Diop	16	Harris	8	Anthony	24	20,189
8	Nov 17	H	W	Atlanta	87-78	3-0	3-2	6-2	W4	Howard	25	Nowitzki	13	Harris/Daniels	4	Pachulia	21	20,148
9	Nov 19	H	W	Detroit	119-82	4-0	3-2	7-2	W5	Howard	26	Dampier	14	Daniels	6	Hamilton	18	20,337
10	Nov 22	H	W	Houston	102-93	5-0	3-2	8-2	W6	Nowitzki	31	Howard	11	Terry	5	Head	28	20,304
11	Nov 25	R	W	Miami	103-90	5-0	4-2	9-2	W7	Howard	25	Howard	11	Terry	10	Williams	24	20,246
12	Nov 26	H	L	Memphis	92-112	5-1	4-2	9-3	L1	Nowitzki	27	Howard/Nowitzki	9	Daniels	3	Gasol	36	20,135
13	Nov 28	R	W	Toronto	93-91	5-1	5-2	10-3	W1	Nowitzki	29	Nowitzki/Dampier	11	Terry	6	Bosh	26	15,789
14	Nov 29	R	L	Milwaukee	111-113(ot)	5-1	5-3	10-4	L1	Terry	37	Nowitzki	12	Daniels	4	Simmons	26	14,996
15	Dec 1	H	L	San Antonio	90-92	5-2	5-3	10-5	L2	Daniels	24	Diop/Nowitzki	9	Nowitzki	6	Parker	30	20,076
16	Dec 3	H	W	NO/Oklia City	97-88	6-2	5-3	11-5	W1	Nowitzki	30	Diop/Nowitzki	8	Harris/Daniels	5	Paul	25	19,651
17	Dec 5	R	W	Chicago	102-94	6-2	6-3	12-5	W2	Nowitzki	35	Griffin	12	Harris	10	Gordon	25	21,733
18	Dec 6	R	W	Indiana	84-75	6-2	7-3	13-5	W3	Nowitzki	31	Nowitzki	11	Harris	5	O'Neal	26	14,627
19	Dec 9	R	W	Memphis	90-83	6-2	8-3	14-5	W4	Nowitzki	35	Dampier	11	Harris	8	Miller	19	17,176
20	Dec 10	H	W	Boston	103-94	7-2	8-3	15-5	W5	Nowitzki	24	Griffin	10	Tied With	4	Pierce	28	20,156
21	Dec 12	H	L	L.A. Lakers	106-109	7-3	8-3	15-6	L1	Nowitzki	27	Nowitzki	15	Terry	5	Bryant	43	19,680
22	Dec 14	H	W	Phoenix	102-96	8-3	8-3	16-6	W1	Nowitzki	29	Howard	18	Harris/Terry	4	Marion	23	19,731
23	Dec 16	H	W	Orlando	109-103(ot)	9-3	8-3	17-6	W1	Nowitzki	31	Griffin	9	Nowitzki	5	Hill	28	19,876
24	Dec 18	H	W	Minnesota	102-95	10-3	8-3	18-6	W2	Howard	23	Dampier	8	Harris	6	Szczerbiak	28	20,134
25	Dec 20	R	L	L.A. Lakers	90-112	10-3	8-4	18-7	L1	Harris/Nowitzki	18	Nowitzki	11	Griffin/Nowitzki	3	Bryant	62	18,997
26	Dec 22	R	W	Sacramento	105-95	10-3	9-4	19-7	W1	Nowitzki	37	Howard	13	Howard	6	Bibby	22	17,171
27	Dec 23	R	W	Seattle	101-98	10-3	10-4	20-7	W2	Nowitzki	34	Nowitzki	13	Nowitzki	7	Radmanovic	20	16,211
28	Dec 26	H	W	Indiana	102-80	11-3	10-4	21-7	W3	Nowitzki	23	Dampier	14	Harris	5	O'Neal	15	20,337
29	Dec 30	H	L	Golden State	109-111	11-4	10-4	21-8	L1	Nowitzki	24	Dampier	11	Daniels	7	Davis	34	20,348
30	Dec 31	R	W	NO/Oklia City	95-90	11-4	11-4	22-8	W1	Nowitzki	24	Nowitzki	10	Nowitzki	5	West	18	19,170
31	Jan 3	H	W	Portland	95-81	12-4	11-4	23-8	W2	Nowitzki/Terry	22	Howard	10	Terry	7	P'erson/R'dolph	19	20,018
32	Jan 4	R	L	Minnesota	78-91	12-4	11-5	23-9	L1	Nowitzki	23	Dampier	10	Tied With	2	Garnett	23	15,702
33	Jan 6	R	W	Denver	114-112(ot)	12-4	12-5	24-9	W1	Nowitzki/Terry	27	Nowitzki	10	Terry	7	Anthony	28	18,256
34	Jan 7	H	W	Minnesota	83-79	13-4	12-5	25-9	W2	Nowitzki	26	Howard/Dampier	10	Terry	4	Garnett	26	20,151
35	Jan 9	R	W	Boston	104-102	13-4	13-5	26-9	W3	Terry	30	Diop/Nowitzki	7	Griffin	5	Pierce	32	15,064
36	Jan 11	R	L	New York	115-117(ot)	13-4	13-6	26-10	L1	Nowitzki	32	Howard	9	Terry	5	Marbury	28	17,469
37	Jan 14	H	W	New Jersey	110-77	14-4	13-6	27-10	W1	Howard	29	Diop	7	Harris	7	Kidd	19	20,367
38	Jan 16	H	W	Milwaukee	114-95	15-4	13-6	28-10	W2	Nowitzki	35	Howard	11	Terry	5	Redd	29	19,935
39	Jan 18	R	W	Houston	103-76	15-4	14-6	29-10	W3	Nowitzki	29	Dampier	8	Stackhouse	6	Alston	17	15,966
40	Jan 20	R	W	L.A. Clippers	101-81	15-4	15-6	30-10	W4	Nowitzki	26	Dampier	12	Stackhouse	6	Cassell	23	17,883
41	Jan 22	R	W	Portland	95-89(ot)	15-4	16-6	31-10	W5	Stackhouse	29	Dampier	10	Howard	4	Randolph	23	13,042
42	Jan 25	R	W	Golden State	102-93	15-4	17-6	32-10	W6	Stackhouse	23	Griffin	10	Terry	5	Davis	26	16,842
43	Jan 26	R	W	Seattle	104-97	15-4	18-6	33-10	W7	Nowitzki	29	Nowitzki	12	Terry	4	Lewis	36	15,891
44	Jan 28	H	W	Utah	103-89	16-4	18-6	34-10	W8	Howard	24	Diop	6	Terry/S'house	4	Brown	18	20,394
45	Jan 31	H	W	Chicago	98-94	17-4	18-6	35-10	W9	Howard	22	Howard	9	Terry	5	Hinrich	28	19,567
46	Feb 1	R	W	Memphis	81-80	17-4	19-6	36-10	W10	Howard	19	Nowitzki	12	Howard/Terry	3	Gasol	26	15,817
47	Feb 4	H	W	Seattle	110-91	18-4	19-6	37-10	W11	Howard	23	Dampier	14	Stackhouse	7	Allen	17	20,369
48	Feb 7	H	W	L.A. Lakers	102-87	19-4	19-6	38-10	W12	Nowitzki	26	Nowitzki	12	Harris/Howard	4	Cook	28	20,379
49	Feb 9	H	W	Miami	112-76	20-4	19-6	39-10	W13	Nowitzki	27	Dampier	11	Terry	7	O'Neal	23	20,273
50	Feb 10	R	L	Denver	104-113	20-4	19-7	39-11	L1	Van Horn	21	Nowitzki	8	Terry	10	Martin	34	18,853
51	Feb 13	H	W	New York	100-72	21-4	19-7	40-11	W1	Nowitzki	21	Dampier	12	Terry	5	J. Rose	13	19,749
52	Feb 15	H	W	Washington	103-97	22-4	19-7	41-11	W2	Howard	26	Dampier	9	Daniels	5	Butler	27	19,714
53	Feb 21	H	W	L.A. Clippers	93-91	23-4	19-7	42-11	W3	Howard	23	Nowitzki	10	Griffin/Terry	4	Brand	20	19,584
54	Feb 23	H	W	Memphis	97-87	24-4	19-7	43-11	W4	Nowitzki	31	Dampier	10	Terry	6	Jackson/Gasol	18	19,912
55	Feb 25	H	W	Toronto	115-113(ot)	25-4	19-7	44-11	W5	Nowitzki	32	Nowitzki	11	Stackhouse	8	Bosh	29	19,791
56	Feb 27	H	W	Philadelphia	104-92	26-4	19-7	45-11	W6	Nowitzki	32	Nowitzki	13	Daniels	8	Iverson	29	20,425
57	Mar 2	R	L	San Antonio	89-98	26-4	19-8	45-12	L1	Nowitzki/Terry	23	Nowitzki	11	Tied With	2	Parker	23	18,797
58	Mar 3	H	W	Charlotte	90-76	27-4	19-8	46-12	W1	Nowitzki	26	Dampier	14	Daniels	8	Wallace	14	20,075
59	Mar 5	H	L	Phoenix	107-115	27-5	19-8	46-13	L1	Nowitzki	25	Dampier	11	Nowitzki	5	Nash	25	20,340
60	Mar 7	H	W	Portland	93-87	28-5	19-8	47-13	W1	Terry	26	Nowitzki	10	Harris/Nowitzki	4	Randolph	33	20,216
61	Mar 9	R	W	Portland	109-92	28-5	20-8	48-13	W2	Nowitzki	33	Nowitzki	10	Harris	7	Randolph	29	15,433
62	Mar 11	R	W	Utah	90-87	28-5	21-8	49-13	W3	Nowitzki	34	Nowitzki	9	Nowitzki	5	Okur	32	17,990
63	Mar 12	R	L	Sacramento	80-85	28-5	21-9	49-14	L1	Nowitzki	24	Nowitzki	13	Nowitzki/Terry	5	Miller	17	17,317
64	Mar 14	H	W	Cleveland	91-87	29-5	21-9	50-14	W1	Nowitzki	30	Nowitzki/Dampier	13	Nowitzki	6	James	36	20,425
65	Mar 15	R	W	Houston	95-81	29-5	22-9	51-14	W2	Nowitzki	30	Nowitzki	11	Terry	4	Yao	36	18,222
66	Mar 17	R	W	Washington	104-94	29-5	23-9	52-14	W3	Nowitzki/Terry	25	Nowitzki	13	Daniels	8	Arenas	26	18,954
67	Mar 19	R	L	New Jersey	89-100	29-5	23-10	52-15	L1	Nowitzki	37	Nowitzki	8	Terry/S'house	5	Jefferson	28	18,883
68	Mar 21	H	W	Houston	88-72	30-5	23-10	53-15	W1	Nowitzki	28	Dampier	9	Stackhouse	5	Head	16	20,283
69	Mar 23	H	L	Golden State	121-122	30-6	23-10	53-16	L1	Nowitzki	51	Dampier	10	Terry	7	Richardson	40	20,165
70	Mar 25	R	W	Atlanta	98-83	30-6	24-10	54-16	W1	Nowitzki	27	Nowitzki	13	Daniels/Terry	3	Harrington	19	18,729
71	Mar 28	R	L	Detroit	90-97	30-6	24-11	54-17	L1	Nowitzki/S'house	25	Nowitzki	11	Terry	7	Billups	31	22,076
72	Mar 29	R	L	Cleveland	94-107	30-6	24-12	54-18	L2	Nowitzki	29	Dampier	6	Terry	4	James	46	19,401
73	Mar 31	R	L	Orlando	99-108	30-6	24-13	54-19	L3	Nowitzki	38	Nowitzki	15	Stackhouse	5	Nelson	27	17,283
74	Apr 2	H	W	Denver	103-79	31-6	24-13	55-19	W1	Nowitzki	30	Nowitzki	12	Nowitzki/Terry	4	Anthony	25	20,251
75	Apr 4	H	W	Sacramento	127-101	32-6	24-13	56-19	W2	Nowitzki	29	Howard/Dampier	8	Terry	8	Wells	30	20,128
76	Apr 7	R	W	San Antonio	92-86	32-6	25-13	57-19	W3	Nowitzki	30	Howard/Nowitzki	10	Terry	4	Ginobili	22	18,797
77	Apr 8	H	W	NO/Oklia City	101-77	33-6	25-13	58-19	W4	Nowitzki	20	Dampier	10	Stackhouse	8	Butler	14	20,336
78	Apr 10	H	W	L.A. Clippers	75-73	33-6	26-13	59-19	W5	Nowitzki	20	Nowitzki	14	Daniels/S'house	4	Kaman	22	17,691
79	Apr 12	R	L	Golden State	102-114	33-6	26-14	59-20	L1	Nowitzki	29	Nowitzki	10	Terry	6	Richardson	29	17,527
8																		



2004-2005

TOP ROW L-R KELVIN UPSHAW, MARK BRYANT, GARY BOREN, LARRY RILEY, PRESIDENT/CEO TERDEMA USSERY, GREG DREILING, PAUL MOKESKI, HEAD COACH AVERY JOHNSON, DEL HARRIS, ROLANDO BLACKMAN, CHARLIE PARKER, HUBERT DAVIS, DON KALKSTEIN

MIDDLE ROW L-R OWNER MARK CUBAN, ERICK DAMPIER, DIRK NOWITZKI, PAVEL PODKOLZIN, SHAWN BRADLEY, KEITH VAN HORN, DJ MBENGA, ALAN HENDERSON, JOSH HOWARD, BRAD DAVIS

BOTTOM ROW L-R ASSISTANT ATHLETIC TRAINER DIONNE CALHOUN, HEAD ATHLETIC TRAINER CASEY SMITH, JERRY STACKHOUSE, JASON TERRY, DEVIN HARRIS, MICHAEL FINLEY, DARRELL ARMSTRONG, MARQUIS DANIELS, AL WHITLEY, ROBERT HACKETT. NOT PICTURED: TARIQ ABDUL-WAHAD

SEASON NOTEBOOK

Won 58, lost 24 (second, Southwest)...the Mavericks were eliminated in the Western Conference Semifinals by Phoenix...in the first-round of the playoffs, Dallas overcame an 0-2 deficit to defeat Houston...the Mavericks won Game 7 over the Rockets by 40 points, the largest margin of victory in any Game 7 in NBA history...on 3/19, Don Nelson resigned and Avery Johnson was named his successor...Johnson finished the season with a 16-2 mark, including nine straight wins to close the season and was named Western Conference Coach of the Month for April...Dallas finished the season with a 29-12 road mark, the best in franchise history...Dirk Nowitzki finished third in MVP voting and became the first Maverick to be named All-NBA First Team...he also became the first player to be named to the first team who did not attend an American high school or university...the Mavericks ranked fourth in the NBA in steals, which is the highest Dallas ever ranked in that category...the Mavericks led the league in defending the 3-pointer...Devin Harris was named Western Conference Rookie of the Month for November.

	G	GS	MIN	FG	FGA	PCT	3FG	3FGA	PCT	FT	FTA	PCT	OFF	DEF	TOT	AST	PF	DQ	STL	TO	BLK	PTS	AVG
Nowitzki	78	78	3020	663	1445	.459	91	228	.399	615	708	.869	96	661	757	240	219	1	97	176	119	2032	26.1
Finley	64	64	2358	387	907	.427	116	285	.407	113	136	.831	45	217	262	169	123	0	48	60	18	1003	15.7
Stackhouse	56	7	1617	274	662	.414	32	120	.267	253	298	.849	38	145	183	127	104	0	53	106	10	833	14.9
Howard	76	76	2446	377	793	.475	34	115	.296	170	232	.733	169	315	484	109	211	3	116	122	49	958	12.6
Terry	80	57	2401	372	743	.501	103	245	.420	146	173	.844	38	150	188	429	177	0	109	147	15	993	12.4
Van Horn (Tot)	62	16	1502	257	564	.456	54	142	.380	128	157	.815	89	205	294	75	170	2	36	81	21	696	11.2
Van Horn (Dal)	29	3	684	129	279	.462	24	64	.375	72	92	.783	34	95	129	34	88	1	15	34	10	354	12.2
Dampier	59	56	1609	202	367	.550	0	3	.000	138	228	.605	183	318	501	51	205	2	15	102	80	542	9.2
Daniels	60	17	1412	220	504	.437	7	35	.200	98	133	.737	87	129	216	128	124	0	83	86	14	545	9.1
Harris	76	19	1173	157	366	.429	44	131	.336	78	103	.757	28	74	102	169	139	0	77	82	19	436	5.7
Armstrong (Tot)	66	16	988	89	277	.321	28	111	.252	58	68	.853	35	80	115	178	92	2	45	67	8	264	4.0
Armstrong (Dal)	52	7	576	36	118	.305	11	41	.268	39	47	.830	19	48	67	113	62	1	30	39	6	122	2.3
Henderson	78	10	1203	116	220	.527	0	2	.000	41	76	.539	164	184	348	2	149	1	29	49	37	273	3.5
Bradley	77	14	885	84	186	.452	0	0	—	43	63	.683	70	144	214	15	153	1	25	33	63	211	2.7
Booth	34	1	262	34	79	.430	0	1	.000	14	16	.875	16	42	58	4	55	0	11	8	16	82	2.4
Dickau	4	0	16	1	8	.125	1	3	.333	2	3	.667	0	1	1	1	1	0	0	1	0	5	1.3
Mbenga	15	1	58	6	14	.429	0	0	—	3	4	.750	3	5	8	0	13	0	0	5	5	15	1.0
Podkolzin	5	0	10	0	0	—	0	0	—	1	2	.500	0	2	2	0	4	0	0	2	0	1	0.2
Mavericks	82	-	19730	3058	6691	.457	463	1273	.364	1826	2314	.789	990	2530	3520	1610	1827	10	708	1102	461	8405	102.5
Opponents	82	-	19730	2941	6712	.438	451	1366	.330	1601	2123	.754	1072	2467	3539	1714	1899	13	584	1278	399	7934	96.8





2004-05 SEASON STATISTICS & RESULTS

No	Date	H-R	W-L	Opponent	Score	Home Record	Road Record	Total Record	Sk	Dallas Hi Scorer	Pt	Dallas Hi Rebr	Rb	Dallas Hi Assists	Ast	Opponent Hi Scorer	Pt	Attend
1	Nov 2	H	W	Sacramento	107-98	1-0	0-0	1-0	W1	Nowitzki	33	Nowitzki	10	Harris	7	Miller	24	20,041
2	Nov 3	A	W	New Orleans	106-91	1-0	1-0	2-0	W2	Mf/Dn/Js	19	Dampier	8	Terry/Nowitzki	5	B. Davis	25	17,682
3	Nov 6	H	W	Memphis	112-88	2-0	1-0	3-0	W3	Finley	23	Dampier	18	Howard	4	Gasol	18	19,796
4	Nov 8	H	W	Golden State	101-98(ot)	3-0	1-0	4-0	W4	Nowitzki	25	Howard	13	5 Tied With	2	Richardson	25	19,527
5	Nov 9	A	L	Orlando	84-94	3-0	1-1	4-1	L1	Nowitzki	20	Dampier	13	Stackhouse	3	Turkoglu	19	13,155
6	Nov 11	A	W	Miami	113-93	3-0	2-1	5-1	W1	Nowitzki	41	Nowitzki	10	Nowitzki	4	O'Neal	22	19,985
7	Nov 13	A	W	New Jersey	94-78	3-0	3-1	6-1	W2	Nowitzki	31	Howard	10	Nowitzki	7	Jefferson	28	12,975
8	Nov 14	A	W	Washington	122-113	3-0	4-1	7-1	W3	Nowitzki	32	Nowitzki	13	Terry	11	Jamison/Hughes	23	5,420
9	Nov 16	H	L	Phoenix	101-107	3-1	4-1	7-2	L1	Stackhouse	21	Nowitzki	16	Harris	6	Stoudemire	34	20,238
10	Nov 19	H	W	New York	103-101	4-1	4-1	8-2	W1	Nowitzki	30	Howard	13	Stackhouse	6	Crawford	26	9,658
11	Nov 21	A	L	Denver	82-110	4-1	4-2	8-3	L1	Harris	15	Booth/Howard	6	Harris	5	Buckner	28	5,622
12	Nov 22	H	L	Minnesota	82-83	4-2	4-2	8-4	L2	Howard	22	Daniels	10	Daniels	5	Garnett	21	19,939
13	Nov 24	A	L	San Antonio	80-94	4-2	4-3	8-5	L3	Nowitzki	23	Nowitzki	11	Dh/Md/Jt	2	Duncan	27	18,797
14	Nov 26	H	W	Portland	92-83	5-2	4-3	9-5	W1	Nowitzki	23	Nowitzki	14	Daniels/Nowitzki	5	Anderson	20	20,179
15	Nov 27	A	W	Memphis	98-85	5-2	5-3	10-5	W2	Nowitzki	32	Nowitzki	18	Terry	4	Miller	23	18,119
16	Nov 30	H	L	San Antonio	89-107	5-3	5-3	10-6	L1	Nowitzki	21	Nowitzki	13	Nowitzki	4	Duncan	20	19,455
17	Dec 2	H	W	Houston	113-106(ot)	6-3	5-3	11-6	W1	Nowitzki	53	Nowitzki	16	Stackhouse	7	McGrady	48	19,524
18	Dec 4	H	W	Utah	109-86	7-3	5-3	12-6	W2	Nowitzki	30	Howard	10	Terry	9	Harpring	22	19,845
19	Dec 6	H	L	Detroit	85-101	7-4	5-3	12-7	L1	Nowitzki	27	Dampier	14	Harris	4	Billups	24	19,576
20	Dec 7	A	W	Minnesota	97-87	7-4	6-3	13-7	W1	Nowitzki	34	Henderson	15	Armstrong	6	Garnett	32	16,235
21	Dec 9	H	L	Seattle	102-107	7-5	6-3	13-8	L1	Nowitzki	27	Dampier	9	Armstrong	4	Lewis	25	19,733
22	Dec 11	A	W	Houston	102-78	7-5	7-3	14-8	W1	Finley	26	Nowitzki	14	Armstrong	8	McGrady	15	18,189
23	Dec 13	A	W	Chicago	94-93	7-5	8-3	15-8	W2	Finley	27	Howard	10	Daniels	4	Curry	20	16,191
24	Dec 14	H	L	Golden State	107-111	7-6	8-3	15-9	L1	Stackhouse	27	Howard	10	Ed/Dn/Jt	2	Robinson	25	19,561
25	Dec 18	H	W	Atlanta	90-68	8-6	8-3	16-9	W1	Nowitzki	15	Dampier	13	Terry	4	Walker	13	20,068
26	Dec 21	A	W	New York	123-94	8-6	9-3	17-9	W2	Howard	26	Howard	16	Terry	7	Mohammed	14	19,763
27	Dec 22	A	L	Atlanta	100-113	8-6	9-4	17-10	L1	Jh/Dn/Jt	23	Dampier	8	Finley/Terry	4	Walker	25	12,765
28	Dec 26	A	W	Denver	102-88	8-6	10-4	18-10	W1	Nowitzki	36	Dampier	10	Terry	4	Miller	18	19,099
29	Dec 28	H	W	Boston	113-94	9-6	10-4	19-10	W2	Nowitzki	29	Nowitzki	11	Terry	14	Welsch/Pierce	17	20,499
30	Jan 2	H	W	Milwaukee	123-104	10-6	10-4	20-10	W3	Nowitzki	39	Howard	13	Terry	10	James	20	20,067
31	Jan 5	H	W	L.A. Lakers	118-104	11-6	10-4	21-10	W4	Terry	28	Dampier	13	Terry	5	Bryant	32	20,393
32	Jan 8	H	W	Indiana	121-101	12-6	10-4	22-10	W5	Nowitzki	34	Nowitzki	13	Terry	8	O'Neal	32	20,385
33	Jan 12	H	L	Houston	114-124	12-7	10-4	22-11	L1	Nowitzki	28	Bradley	8	Stackhouse/Terry	7	McGrady	30	20,365
34	Jan 14	A	L	San Antonio	95-98	12-7	10-5	22-12	L2	Nowitzki	36	Nowitzki	14	Finley	3	Duncan	25	17,897
35	Jan 15	H	W	New Jersey	98-93	13-7	10-5	23-12	W1	Nowitzki	26	Nowitzki	12	Terry	5	Carter	29	20,270
36	Jan 18	H	W	Washington	137-120	14-7	10-5	24-12	W2	Stackhouse	29	Henderson	12	Terry	7	Arenas	43	19,653
37	Jan 20	H	W	L.A. Clippers	99-77	15-7	10-5	25-12	W3	Nowitzki	28	Dampier	11	Stackhouse/Terry	5	Brand	24	19,576
38	Jan 21	A	W	Charlotte	105-99	15-7	11-5	26-12	W4	Finley/Nowitzki	20	Nowitzki	9	Terry	7	Okafor	24	17,186
39	Jan 23	H	W	Denver	95-93	16-7	11-5	27-12	W5	Nowitzki	35	Dampier	14	Stackhouse/Terry	5	Martin	19	19,744
40	Jan 24	A	L	L.A. Clippers	87-97	16-7	11-6	27-13	L1	Nowitzki	22	Dampier	14	Terry	8	Brand	23	16,642
41	Jan 26	A	W	Portland	95-88	16-7	12-6	28-13	W1	Nowitzki	24	Nowitzki	15	Terry	8	Stoudemire	22	16,402
42	Jan 29	H	L	Philadelphia	89-93	16-8	12-6	28-14	L1	Nowitzki	25	Dampier	26	Terry	7	Salmmons	19	20,432
43	Feb 1	H	W	Miami	109-104	17-8	12-6	29-14	W1	Stackhouse	24	Dampier	14	Terry	8	Wade	29	20,465
44	Feb 2	A	W	New Orleans	90-82	17-8	13-6	30-14	W2	Nowitzki	20	Dampier	14	Terry	7	Dickau	18	11,094
45	Feb 4	A	L	Indiana	94-95	17-8	13-7	30-15	L1	Nowitzki	32	Dampier	14	Finley/Nowitzki	4	O'Neal	23	16,739
46	Feb 6	A	W	Toronto	122-113	17-8	14-7	31-15	W1	Nowitzki	30	Dampier	12	Terry	11	Bosh	29	17,896
47	Feb 8	H	L	Chicago	100-107	17-9	14-7	31-16	L1	Nowitzki	27	Dampier/Nowitzki	12	Finley/Terry	6	Deng	30	20,224
48	Feb 11	A	W	Sacramento	115-113	17-9	15-7	32-16	W1	Nowitzki	27	Dampier	8	Nowitzki	7	Bibby	25	17,317
49	Feb 13	A	W	Seattle	95-92	17-9	16-7	33-16	W2	Nowitzki	31	Dampier	14	Da/Dn/Jt	6	Lewis	18	17,072
50	Feb 15	A	W	Golden State	114-107	17-9	17-7	34-16	W3	Nowitzki	35	Nowitzki	11	Da/Dn	5	Richardson	26	15,254
51	Feb 17	A	W	Phoenix	119-113	17-9	18-7	35-16	W4	Finley	33	Nowitzki	16	Da/Dn/Jt	4	Stoudemire	31	8,422
52	Feb 23	A	W	Utah	101-83	17-9	19-7	36-16	W5	Nowitzki	29	Howard	9	Harris	5	Bell	16	18,521
53	Feb 24	H	W	Sacramento	122-113	18-9	19-7	37-16	W5	Nowitzki	34	Nowitzki	11	Daniels	8	Bibby/Mobley	26	0,377
54	Feb 26	H	L	Phoenix	123-124	18-10	19-7	37-17	L1	Terry	27	Nowitzki	16	Terry	7	Stoudemire	33	20,435
55	Feb 28	H	W	New Orleans	90-86	19-10	19-7	38-17	W1	Nowitzki	28	Nowitzki	11	Armstrong	5	Nailon	14	19,947
56	Mar 2	A	L	L.A. Clippers	92-101	19-10	19-8	38-18	L1	Nowitzki	25	Henderson	6	Terry	10	Maggette	34	16,531
57	Mar 4	A	L	L.A. Lakers	103-108	19-10	19-9	38-19	L2	Nowitzki	23	Nowitzki	13	Terry	6	Bryant	40	18,997
58	Mar 6	A	L	Houston	69-90	19-10	19-10	38-20	L3	Terry	20	Howard/Van Horn	7	Armstrong	4	McGrady	32	18,195
59	Mar 7	H	W	Toronto	113-105	20-10	19-10	39-20	W1	Daniels	32	Henderson	11	Terry	6	Peterson	23	19,509
60	Mar 10	H	L	L.A. Lakers	95-100	20-11	19-10	39-21	L1	Nowitzki	25	Henderson	17	Terry	6	Bryant	36	20,411
61	Mar 11	A	W	Milwaukee	112-110	20-11	20-10	40-21	W1	Nowitzki	29	Nowitzki	9	Terry	5	Redd	33	16,489
62	Mar 13	A	W	Minnesota	102-93	20-11	21-10	41-21	W2	Terry	22	Nowitzki	10	Terry	12	Garnett	24	19,420
63	Mar 15	H	L	Minnesota	91-100	20-12	21-10	41-22	L1	Nowitzki	21	Nowitzki	15	Terry	7	Garnett	25	20,434
64	Mar 17	H	W	Portland	98-94	21-12	21-10	42-22	W1	Howard	21	Howard	11	Terry	7	Abdur-R'm/S'mire	20	20,092
65	Mar 19	H	W	Charlotte	104-93	22-12	21-10	43-22	W2	Nowitzki	33	Bradley/Finley	10	Terry	9	Bogans	27	20,331
66	Mar 21	H	W	New Orleans	103-86	23-12	21-10	44-22	W3	Nowitzki	25	Nowitzki/Van Horn	8	Finley	5	Smith	27	19,997
67	Mar 23	A	W	Golden State	109-97	23-12	22-10	45-22	W4	Nowitzki	29	Nowitzki	10	Terry	8	B. Davis/Pietrus	22	16,183
68	Mar 24	A	L	Sacramento	101-109	23-12	22-11	45-23	L1	Nowitzki	35	Howard	10	Nowitzki/Terry	5	Stojakovic	38	17,317
69	Mar 26	H	W	Cleveland	117-86	24-12	22-11	46-23	W1	Finley	26	Nowitzki	14	Terry	8	James	19	20,435
70	Mar 28	A	W	Detroit	95-88	24-12	23-11	47-23	W2	Howard	24	Nowitzki	10	Terry	7	Billups	26	22,076
71	Mar 30	A	W	Boston	112-100	24-12	24-11	48-23	W3									



2003-2004

TOP ROW L-R PRESIDENT/CEO TERDEMA USSERY, PAUL MOKESKI, ROLANDO BLACKMAN, DEL HARRIS, GM/HEAD COACH DON NELSON, DONN NELSON, LARRY RILEY, CHARLIE PARKER, DON KALKSTEIN, OWNER MARK CUBAN

MIDDLE ROW L-R BRAD DAVIS, DANNY FORTSON, EDUARDO NAJERA, ANTAWN JAMISON, DIRK NOWITZKI, SHAWN BRADLEY, SCOTT WILLIAMS, ANTOINE WALKER, JOSH HOWARD, ROBERT HACKETT

BOTTOM ROW L-R ASSISTANT ATHLETIC TRAINER STEVE SMITH, HEAD ATHLETIC TRAINER ROGER HINDS, MICHAEL FINLEY, TRAVIS BEST, TONY DELK, JON STEFANSSON, STEVE NASH, MARQUIS DANIELS, DWAYNE WILSON, AL WHITLEY. NOT PICTURED: TARIQ ABDUL-WAHAD

SEASON NOTEBOOK

Won 52, lost 30 (third, Midwest)...the Mavericks were the fifth seed in the Western Conference and lost 4-1 in the first-round of the playoffs to the Sacramento Kings...Dallas finished the regular season with a 36-5 record at home, the best in franchise history...the Mavericks won 10 in a row at American Airlines Center to start the season...with a win on 12/15 vs. Toronto, Head Coach Don Nelson surpassed Pat Riley for second place on the all-time coaching wins list...Dirk Nowitzki earned All-NBA Third Team honors and was selected as an All-Star reserve...Antawn Jamison was named the NBA's Sixth Man of the Year while Marquis Daniels and Josh Howard made the All-Rookie Second Team...on 11/17 vs. Portland, Steve Nash recorded the first triple-double in American Airlines Center history (14 points, 12 assists and 10 rebounds)...Dallas led the league in scoring (105.2 ppg), free throw percentage (79.6%), offensive rebounds (14.4 orgpg) and fewest turnovers (12.2 tpg)...on 12/12, Dallas ended a 26-game road losing streak to the Los Angeles Lakers...the last Maverick win against the Lakers in Los Angeles was on 12/12/90.

	G	GS	MIN	FG	FGA	PCT	3FG	3FGA	PCT	FT	FTA	PCT	OFF	DEF	TOT	AST	PF	DQ	STL	TO	BLK	PTS	AVG
Nowitzki	77	77	2915	605	1310	.462	99	290	.341	371	423	.877	90	580	670	207	216	3	92	135	104	1680	21.8
Finley	72	72	2778	514	1159	.443	150	370	.405	164	193	.850	78	247	325	212	118	0	84	83	39	1342	18.6
Jamison	82	2	2376	488	913	.535	16	40	.400	220	294	.748	233	287	520	70	174	2	83	81	30	1212	14.8
Nash	78	78	2612	397	845	.470	104	257	.405	230	251	.916	59	173	232	687	139	0	67	209	8	1128	14.5
Walker	82	82	2840	483	1129	.428	82	305	.269	103	186	.554	198	486	684	369	212	3	65	202	65	1151	14.0
Howard	67	29	1589	229	532	.430	20	66	.303	97	138	.703	149	219	368	97	168	6	69	67	54	575	8.6
Daniels	56	15	1039	203	411	.494	11	36	.306	60	78	.769	66	80	146	116	51	0	53	44	12	477	8.5
Delk	33	11	509	70	184	.380	20	66	.303	37	44	.841	16	43	59	28	46	0	27	17	7	197	6.0
Williams (Tot)	43	21	527	90	186	.484	2	3	.667	16	27	.593	38	94	132	17	95	0	20	16	16	198	4.6
Williams (Dal)	27	11	260	37	85	.435	0	1	.000	7	14	.500	15	45	60	11	50	0	5	10	9	81	3.0
Fortson	56	20	625	71	139	.511	0	0	-	75	92	.815	114	136	250	9	148	0	12	37	11	217	3.9
Bradley	66	5	773	89	188	.473	0	1	.000	41	49	.837	72	101	173	20	130	1	33	17	74	219	3.3
Najera	58	7	720	72	162	.444	2	4	.500	30	46	.652	67	89	156	25	90	1	35	29	19	176	3.0
Best	61	1	762	64	172	.372	3	20	.150	40	46	.870	17	51	68	112	66	0	31	33	4	171	2.8
N'diaye	3	0	7	0	1	.000	0	0	-	0	0	-	0	1	1	0	1	0	0	1	1	0	0.0
Mavericks	82	-	19805	3322	7230	.459	507	1456	.348	1475	1854	.796	1174	2538	3712	1963	1609	16	656	1000	437	8626	105.2
Opponents	82	-	19805	3133	6824	.459	534	1471	.363	1462	1960	.746	1009	2562	3571	1937	1690	11	582	1242	382	8262	100.8





2003-04 SEASON STATISTICS & RESULTS

No	Date	H-R	W-L	Opponent	Score	Home Record	Road Record	Total Record	Sk	Dallas Hi Scorer	Pt	Dallas Hi Rebr	Dallas Rb	Dallas Hi Assist	Ast	Opponent Hi Scorer	Pt	Attend
1	Oct 28	A	L	L.A. Lakers	93-109	0-0	0-1	0-1	L1	Walker/Nowitzki	19	Nowitzki	13	Nash	7	Payton	21	18,997
2	Oct 29	A	W	Golden State	95-87	0-0	1-1	1-1	W1	Nowitzki	29	Nowitzki	15	Nash	11	Robinson	18	15,816
3	Nov 1	H	W	Utah	127-102	1-0	1-1	2-1	W2	Delk	22	Jamison	10	Nash	7	Stevenson	24	19,923
4	Nov 3	H	W	Miami	103-93	2-0	1-1	3-1	W3	Nowitzki	30	Walker	9	Nash	11	Haslem	20	19,463
5	Nov 5	A	L	Washington	90-100	2-0	1-2	3-2	L1	Jamison	21	Jamison	9	Finley/Walker	5	Arenas	25	17,455
6	Nov 6	A	L	Toronto	71-77	2-0	1-3	3-3	L2	Nowitzki	27	Walker	17	Walker	7	Carter	19	17,556
7	Nov 8	A	W	San Antonio	81-78	2-0	2-3	4-3	W1	Jamison	20	Nowitzki	11	Nash	6	Rose	20	18,797
8	Nov 11	H	W	New Orleans	125-97	3-0	2-3	5-3	W2	Walker	21	Fortson	11	Nash	11	Davis	25	19,820
9	Nov 13	H	W	Houston	97-86	4-0	2-3	6-3	W3	Nowitzki	23	Walker	12	Walker/Nash	7	J. Jackson	23	19,663
10	Nov 15	A	L	Memphis	101-108(ot)	4-0	2-4	6-4	L1	Finley/Nowitzki	19	Nowitzki	11	Nash	8	Miller	22	16,195
11	Nov 17	H	W	Portland	105-98	5-0	2-4	7-4	W1	Finley	25	Nash	10	Nash	12	Wallace	31	19,471
12	Nov 20	H	W	San Antonio	95-92	6-0	2-4	8-4	W2	Nowitzki	26	Walker	11	Nash	7	Duncan	30	19,989
13	Nov 22	H	W	Denver	115-101	7-0	2-4	9-4	W3	Jamison	26	Walker	14	Nash	8	Miller	22	20,122
14	Nov 25	H	W	Chicago	124-98	8-0	2-4	10-4	W4	Finley	28	Fortson	13	Nash	7	Chandler	17	19,993
15	Nov 26	A	L	Phoenix	90-121	8-0	2-5	10-5	L1	Jamison	17	Walker	8	Nash	4	Johnson	21	17,205
16	Nov 28	A	L	Denver	103-113	8-0	2-6	10-6	L2	Walker	30	Walker	15	Nash	9	Anthony	26	19,628
17	Nov 29	H	W	Minnesota	92-88	9-0	2-6	11-6	W1	Finley	25	Jamison	13	Walker/Nash	3	Garnett	28	20,089
18	Dec 2	H	W	Washington	97-72	10-0	2-6	12-6	W2	Jamison	21	Finley	12	Walker	7	Hughes	12	19,529
19	Dec 4	H	L	L.A. Lakers	103-114	10-1	2-6	12-7	L1	Nash	30	Howard	14	Nash	8	Bryant	32	20,596
20	Dec 6	H	W	Orlando	110-97	11-1	2-6	13-7	W1	Walker	24	Walker	16	Nash	9	McGrady	27	19,843
21	Dec 10	A	L	L.A. Clippers	99-100	11-1	2-7	13-8	L1	Finley	38	Jamison	8	Walker	10	Maggette	30	15,236
22	Dec 12	A	W	L.A. Lakers	110-93	11-1	3-7	14-8	W1	Walker/Nowitzki	27	Howard	13	Walker/Nash	7	O'Neal	25	18,997
23	Dec 15	H	W	Toronto	111-94	12-1	3-7	15-8	W2	Walker	27	Howard	14	Nash	11	Carter	21	19,846
24	Dec 17	A	L	Boston	103-105	12-1	3-8	15-9	L1	Nowitzki	30	Fortson	16	Nash	9	Pierce	25	18,624
25	Dec 18	A	L	Minnesota	109-114	12-1	3-9	15-10	L2	Nash	27	Fortson	9	Nash	9	Garnett	35	17,794
26	Dec 20	H	L	L.A. Clippers	105-115	12-2	3-9	15-11	L3	Jamison	26	Fortson	10	Nash	11	Maggette	26	20,058
27	Dec 23	A	L	Portland	88-97	12-2	3-10	15-12	L4	Jamison	20	Nowitzki	9	Walker/Nash	6	Randolph	27	14,556
28	Dec 25	A	W	Sacramento	111-103	12-2	4-10	16-12	W1	Nowitzki	31	Nowitzki	14	Nash	11	Bibby	23	17,317
29	Dec 27	H	W	Memphis	104-98	13-2	4-10	17-12	W2	Finley	24	Nowitzki	17	Nash	10	Wells	30	20,059
30	Dec 30	H	W	Milwaukee	101-92	14-2	4-10	18-12	W3	Walker	22	Walker	14	Nash	12	Redd	25	20,095
31	Jan 2	A	L	Milwaukee	101-109	14-2	4-11	18-13	L1	Nowitzki	23	Nowitzki	14	Nash	10	Redd	21	18,717
32	Jan 3	H	W	Minnesota	119-112	15-2	4-11	19-13	W1	Nowitzki	31	Jamison/Nowitzki	9	Nash	13	Cassell	34	19,936
33	Jan 5	A	L	Utah	94-108	15-2	4-12	19-14	L1	Nowitzki	24	Nowitzki	9	Finley/Daniels	4	Bell	25	19,911
34	Jan 7	H	W	Golden State	105-99	16-2	4-12	20-14	W1	Nowitzki	23	Fortson/Nowitzki	11	Nash	12	Richardson	27	20,185
35	Jan 9	H	L	Indiana	80-92	16-3	4-12	20-15	L1	Nowitzki	20	Walker	9	Nash	7	Artest	26	20,315
36	Jan 11	A	L	Detroit	102-115	16-3	4-13	20-16	L2	Nash	18	Nowitzki	15	Nash	10	Billups	27	22,076
37	Jan 12	A	W	New York	127-121(ot)	16-3	5-13	21-16	W1	Nowitzki	31	Walker	12	Walker	11	Marbury	38	18,230
38	Jan 14	H	W	Philadelphia	125-122(2ot)	17-3	5-13	22-16	W2	Finley	32	Walker	17	Walker	13	Robinson	34	20,221
39	Jan 16	A	W	Denver	91-88	17-3	6-13	23-16	W3	Nowitzki	22	Walker	10	Best	6	Miller	28	19,216
40	Jan 17	A	W	Portland	108-104	17-3	7-13	24-16	W4	Finley	33	Nowitzki	7	Walker	11	P'son/Wallace	24	19,018
41	Jan 20	H	W	New Jersey	106-93	18-3	7-13	25-16	W5	Walker	22	Walker	13	Nowitzki	6	Martin	29	19,906
42	Jan 22	H	W	L.A. Lakers	106-87	19-3	7-13	26-16	W6	Finley	31	Jam/Walk/N'zki	9	Nash	8	George	24	20,512
43	Jan 23	A	W	Chicago	106-93	19-3	8-13	27-16	W7	Nowitzki	26	Nowitzki	11	Nash	7	Hinrich	23	18,761
44	Jan 25	H	W	Sacramento	108-99	20-3	8-13	28-16	W8	Finley	23	Nowitzki	12	Nash	13	Stojakovic	24	20,284
45	Jan 27	A	W	Seattle	118-116	20-3	9-13	29-16	W9	Nowitzki	43	Howard/Walker	8	Nash	8	Lewis	30	15,835
46	Jan 28	A	L	Utah	88-91	20-3	9-14	29-17	L1	Finley	29	Bradley	7	Walker	8	Kirilenko	23	19,515
47	Jan 31	H	L	Denver	102-107	20-4	9-14	29-18	L2	Finley	37	Walker	10	Walker	6	Anthony	26	20,463
48	Feb 3	H	W	Golden State	107-93	21-4	9-14	30-18	W1	Finley	23	Jamison	12	Nash	8	Claxton/R'son	20	19,865
49	Feb 4	A	W	New Orleans	113-104	21-4	10-14	31-18	W2	Nowitzki	28	Nowitzki	11	Nash	12	Armstrong	27	12,274
50	Feb 7	H	W	Detroit	111-108	22-4	10-14	32-18	W3	Nowitzki	40	Nowitzki	8	Nash	11	Billups	17	20,357
51	Feb 9	A	L	Atlanta	96-102	22-4	10-15	32-19	L1	Finley	24	Walker	12	Nash	11	Jackson	30	9,713
52	Feb 10	H	W	New York	105-90	23-4	10-15	33-19	W1	Nowitzki	27	Nowitzki	12	Nash	8	Marbury	24	20,363
53	Feb 17	A	L	Memphis	92-109	23-4	10-16	33-20	L1	Nowitzki	24	Howard	11	Nash	10	Posey	19	14,742
54	Feb 18	A	W	Cleveland	114-98	23-4	11-16	34-20	W1	Finley	23	Walker	11	Nash	10	Boozer	24	18,349
55	Feb 21	H	W	Houston	97-88	24-4	11-16	35-20	W2	Nowitzki	25	Nowitzki	12	Nash	9	J. Jackson	18	20,431
56	Feb 24	H	W	L.A. Clippers	116-91	25-4	11-16	36-20	W3	Walker	21	Jamison	10	Nash	8	Maggette	21	20,070
57	Feb 26	H	W	San Antonio	115-91	26-4	11-16	37-20	W4	Finley	30	Jamison	8	Nash	9	Duncan	22	20,458
58	Feb 28	H	W	Portland	111-91	27-4	11-16	38-20	W5	Walker	25	Walker	8	Nash	11	Randolph	18	20,358
59	Mar 2	H	W	Seattle	107-96	28-4	11-16	39-20	W6	Finley	35	Nowitzki	12	Daniels	9	Allen	25	19,954
60	Mar 3	A	L	Minnesota	97-121	28-4	11-17	39-21	L1	Daniels/Finley	16	Fortson	10	Daniels	8	Garnett	28	19,006
61	Mar 5	A	L	San Antonio	100-113	28-4	11-18	39-22	L2	Nowitzki	21	Nowitzki	9	Nash	12	Parker	27	18,797
62	Mar 7	A	L	Houston	98-101	28-4	11-19	39-23	L3	Nash	22	Finley	7	Nash	9	Yao	29	18,134
63	Mar 8	H	W	Phoenix	103-90	29-4	11-19	40-23	W1	Nowitzki	26	Najera	9	Finley	5	Marion	29	20,357
64	Mar 11	A	L	Sacramento	102-120	29-4	11-20	40-24	L1	Nowitzki	21	Walker	9	Nash	7	C'stie/Stojakovic	22	17,317
65	Mar 13	A	W	Phoenix	113-90	29-4	12-20	41-24	W1	Finley	38	Nowitzki	12	Nash	7	Stoudemire	25	16,705
66	Mar 14	A	W	L.A. Clippers	101-88	29-4	13-20	42-24	W2	Nowitzki	34	Nowitzki	15	Nash	11	Richardson	32	18,388
67	Mar 17	H	L	Atlanta	110-111	29-5	13-20	42-25	L1	Nash	30	Walker	12	Nash	9	Jackson	36	20,474
68	Mar 19	H	W	Boston	120-104	30-5	13-20	43-25	W1	Nowitzki	24	Jamison	12	Nash	10	Blount	29	20,257
69	Mar 21	A	W	New Jersey	101-98	30-5	14-20	44-25	W2	Nowitzki	21	Tied With	5	Nash	16	Jefferson	22	17,745
70	Mar 22	A	L	Philadelphia	98-107	30-5	14-21	44-26	L1	Nowitzki	30	Jam/Walk/N'zki	6	Nash	8	Thomas	27	19,176
71	Mar 24	A	L	Indiana	99-103	30-5	14-22	44-27	L2	Nowitzki	22	Walker	11	Nash	14	Artest	20	16,834
72	Mar 26	A	L	Miami	118-119(ot)	30-5	15-23	44-28	L3	Daniels	31	Nowitzki	12	Nash	7	Odom	26	16,500
73	Mar 28	A	W	Orlando	118-88	30-5	15-23	45-28	W1	Nowitzki	25	Howard	12	Nash	11	Gooden	20	16,428
74	Mar 30	H	W	Cleveland	126-109	31-5	15-23	46-28	W2	Nowitzki	35	Nowitzki	18	Nash	10	James	20	20,575
75	Apr 1	H	W	Sacramento	127-117	32-5	15-23	47-28	W3	Finley	29	Nowitzki	10	Nash	19	Bibby	23	20,533
76	Apr 3	H	W	Phoenix	124-103	33-5	15-23	48-28	W4	Nowitzki	34	Walker	9	Nash	14	Marion/S'mire	20	20,348
77	Apr 6	H	W	Seattle	118-108	34-5	15-23	49-28	W5	Finley	24	Walker/Nowitzki	8	Nash	14	Barry/Allen	20	20,223
78	Apr 8	H	W	Utah	117-94	35-5	15-23	50-28	W6	Nowitzki	27	Jamison	9	Nash	8	Bell	18	20,226
79	Apr 10	A	L	Seattle	99-119	35-5	15-24	50-29	L1	Daniels	33	Jamison	10	Nash	7	Lewis	25	17,072
80	Apr 11	A	L	Golden State	107-108</													



2002-2003

TOP ROW L-R OWNER MARK CUBAN, GARY BOREN, LARRY RILEY, SIDNEY MONCRIEF, DONN NELSON, PAUL MOKESKI, GM/HEAD COACH DON NELSON, ROLANDO BLACKMAN, DEL HARRIS, DON KALKSTEIN, CHARLIE PARKER, PRESIDENT/CEO TERDEMA USSERY

MIDDLE ROW L-R ROBERT HACKETT, ANTOINE RIGAUDEAU, POPEYE JONES, DIRK NOWITZKI, SHAWN BRADLEY, EVAN ESCHMEYER, RAEF LAFRENTZ, WALT WILLIAMS, EDUARDO NAJERA, BRAD DAVIS

BOTTOM ROW L-R ASSISTANT ATHLETIC TRAINER STEVE SMITH, HEAD ATHLETIC TRAINER ROGER HINDS, TARIQ ABDUL-WAHAD, RAJA BELL, NICK VAN EXEL, MICHAEL FINLEY, STEVE NASH, AVERY JOHNSON, ADRIAN GRIFFIN, DWAYNE WILSON, AL WHITLEY

SEASON NOTEBOOK

Won 60, lost 22 (tied for first, Midwest)...Dallas finished with the best regular season record in franchise history and advanced to the Western Conference Finals for only the second time...Dirk Nowitzki was named to the All-NBA Second Team while Steve Nash was an All-NBA Third Team selection...both players were selected to play in the All-Star game in Atlanta...the Mavericks won their first 14 games of the season, falling one win shy of tying the NBA record...Don Nelson was named Western Conference Coach of the Month for November while Nash, Nowitzki and Michael Finley shared Player of the Month honors...Dallas was a league-best 27-14 on the road...the Mavericks led the league in scoring with 103.0 points a game and committed an NBA record-low 11.6 turnovers a game...Dallas recorded a franchise-high 41 regular season home sellouts...Nash set a franchise record for consecutive free throws made with 49...Nowitzki ranked sixth in the NBA in scoring (25.1 ppg) and joined Mark Aguirre as the only Maverick to record 2,000 or more points in a single season...Maverick opponents shot a franchise-low 43.8% from the floor.

	G-S	Min	Avg	Fg-Att	Pct	3Fg-Att	Pct	Ft-Att	Pct	Off	Def	Reb	Avg	Ast	Avg	Pf-D	Stl	To	Blk	Pts	Avg	Hi
Nowitzki	80-80	3117	39.0	690-1489	.463	148-390	.379	483-548	.881	81	710	791	9.9	239	3.0	206-2	111	152	82	2011	25.1	40
Finley	69-69	2642	38.3	507-1193	.425	119-322	.370	198-230	.861	107	295	402	5.8	205	3.0	105-0	76	114	21	1331	19.3	42
Nash	82-82	2711	33.1	518-1114	.465	111-269	.413	308-339	.909	63	171	234	2.9	598	7.3	134-0	85	192	6	1455	17.7	32
VanExel	73-1	2026	27.8	342-831	.412	118-312	.378	110-144	.764	35	173	208	2.8	312	4.3	86-1	42	123	4	912	12.5	35
LaFrentz	69-43	1611	23.3	266-514	.518	47-116	.405	60-88	.682	125	205	330	4.8	54	0.8	264-8	35	46	91	639	9.3	26
Bradley	81-39	1731	21.4	201-375	.536	0-1	.000	141-175	.806	151	325	476	5.9	54	0.7	242-5	65	67	170	543	6.7	16
Najera	48-12	1103	23.0	129-231	.558	0-1	.000	62-91	.681	90	133	223	4.6	47	1.0	129-1	40	23	22	320	6.7	16
Williams	66-1	1161	17.6	134-341	.393	64-171	.374	31-50	.620	53	154	207	3.1	59	0.9	141-0	42	35	26	363	5.5	18
Griffin	74-48	1373	18.6	146-337	.433	6-24	.250	27-32	.844	88	176	264	3.6	105	1.4	157-0	77	47	6	325	4.4	17
Abdul-Wahad	14-0	204	14.6	27-58	.466	0-1	.000	3-6	.500	14	26	40	2.9	21	1.5	26-0	6	7	3	57	4.1	12
Johnson	48-0	430	9.0	63-150	.420	0-2	.000	30-39	.769	10	21	31	0.6	64	1.3	26-0	15	29	1	156	3.3	12
Bell	75-32	1173	15.6	93-211	.441	21-51	.412	23-34	.676	47	98	145	1.9	57	0.8	134-1	52	43	8	230	3.1	13
Jones	26-0	222	8.5	24-62	.387	0-0	—	5-11	.455	29	30	59	2.3	8	0.3	31-0	5	15	1	53	2.0	11
Rigaudeau	11-0	91	8.3	8-35	.229	1-5	.200	0-0	—	4	4	8	0.7	6	0.5	11-0	3	6	0	17	1.5	6
Eschmeyer	17-3	135	7.9	7-19	.368	0-0	—	3-4	.750	10	19	29	1.7	6	0.4	35-1	10	6	7	17	1.0	5
Strickland*	4-0	13	3.3	2-5	.400	0-0	—	0-0	—	5	2	7	1.8	0	0.0	1-0	0	1	0	4	1.0	1
Harrington*	13-0	37	2.8	4-17	.235	1-3	.333	2-2	1.000	0	2	2	0.2	2	0.2	2-0	1	2	1	11	0.8	5
Mavericks	82	19780	—	3161-6982	.453	636-1668	.381	1486-1793	.829	912	2544	3456	42.1	1837	22.4	1730-19	665	949	449	8444	103.0	129
Opponents	82	19780	—	2926-6687	.438	477-1401	.340	1477-2032	.727	1045	2682	3727	45.5	1781	21.7	1746-18	547	1316	322	7806	95.2	126





2002-03 SEASON STATISTICS & RESULTS

No	Date	H-R	W-L	Opponent	Score	Home Record	Road Record	Total Record	Sk	Dallas Hi Scorer	Pt	Dallas Hi Rebr	Rb	Dallas Hi Assistis	Ast	Opponent Hi Scorer	Pt	Attend
1	10/30	A	W	Memphis	119-108	0-0	1-0	1-0	W1	Nash	24	Nowitzki	11	Nash	13	Gricek	29	16,638
2	11/2	H	W	Phoenix	97-83	1-0	1-0	2-0	W2	Nowitzki	22	Bradley	8	Nash	8	Marbury	15	19,783
3	11/4	H	W	Golden State	101-100	2-0	1-0	3-0	W3	Nash	30	Nowitzki	13	Nash	5	Richardson	39	19,368
4	11/6	A	W	Toronto	106-92	2-0	2-0	4-0	W4	Nowitzki	28	Bradley/Nowitzki	3	Nash	6	Lenard	20	19,800
5	11/8	A	W	Chicago	114-87	2-0	3-0	5-0	W5	Nowitzki	24	Bradley/Williams	11	Nash	6	Rose	24	21,028
6	11/9	H	W	Detroit	114-75	3-0	3-0	6-0	W6	Finley	25	Nowitzki	8	Nash	10	Hamilton	19	19,644
7	11/11	H	W	Portland	82-73	4-0	3-0	7-0	W7	Nowitzki	26	Bradley	18	Nash	7	Wallace	14	19,548
8	11/13	A	W	Cleveland	103-99	4-0	4-0	8-0	W8	Finley	26	Nowitzki	12	Nash	7	Ilgaukas	34	12,764
9	11/15	A	W	Boston	97-86	4-0	5-0	9-0	W9	Nowitzki	32	Nowitzki	9	Nash	9	Walker	22	18,624
10	11/16	A	W	New Jersey	96-88	4-0	6-0	10-0	W10	Nash	30	Finley	13	Nash	9	Kidd	22	16,634
11	11/19	H	W	L.A. Lakers	98-72	5-0	6-0	11-0	W11	Nash	21	Nowitzki	17	Nash	6	Bryant	16	20,096
12	11/21	H	W	Houston	103-90	6-0	6-0	12-0	W12	Finley/Nowitzki	28	Najera	11	Nash	8	Yao	30	19,853
13	11/23	H	W	Seattle	115-105	7-0	6-0	13-0	W13	Finley/Nowitzki	29	Finley	11	Nash	8	Payton	20	20,011
14	11/27	A	W	Detroit	102-82	7-0	7-0	14-0	W14	Finley	42	Nowitzki	15	Nash	7	Hamilton	19	22,076
15	11/28	A	L	Indiana	98-110	7-0	7-1	14-1	L1	Nash	29	Nowitzki	8	Nash	9	O'Neal	28	17,948
16	11/30	H	W	Chicago	103-90	8-0	7-1	15-1	W1	Nash	18	Nowitzki	11	Nash/Van Exel	7	Rose	31	19,940
17	12/2	H	W	Toronto	113-102	9-0	7-1	16-1	W2	Nash	25	Bradley	8	Nash	7	A. Williams	27	19,696
18	12/4	A	W	Portland	103-88	9-0	8-1	17-1	W3	Nowitzki	26	Nowitzki	5	Van Exel	7	Wallace	34	18,452
19	12/6	A	L	L.A. Lakers	103-105	9-0	8-2	17-2	L1	Van Exel	25	Nowitzki	12	Nash	7	Bryant	27	18,997
20	12/7	A	W	Golden State	121-116	9-0	9-2	18-2	W1	Nowitzki	35	Bradley	11	Van Exel	5	Jamison	26	16,355
21	12/10	H	W	L.A. Clippers	122-95	10-0	9-2	19-2	W2	Finley/Van Exel	24	Bradley	11	Nash	7	Brand	20	19,715
22	12/11	A	W	San Antonio	104-111	10-0	9-3	19-3	L1	Finley	36	Finley/Williams	8	Nash	10	Parker	32	17,632
23	12/14	H	W	Memphis	104-87	11-0	9-3	20-3	W1	Nash	26	Bradley	18	Nash/Van Exel	7	Gricek	17	19,732
24	12/17	H	W	Indiana	118-97	12-0	9-3	21-3	W2	Finley	33	Finley	13	Van Exel	10	O'Neal	20	19,954
25	12/18	A	W	Denver	80-75	12-0	10-3	22-3	W3	Finley	31	Bradley	12	Van Exel	6	Howard	21	13,183
26	12/20	H	L	Utah	81-93	12-1	10-3	22-4	L1	Nowitzki	28	Nowitzki	17	Nash	5	Harpring	19	19,826
27	12/23	H	W	Washington	92-86	13-1	10-3	23-4	W1	Nowitzki	30	Nowitzki	17	Van Exel	6	Stackhouse	28	20,119
28	12/26	A	W	New Orleans	83-81	13-1	11-3	24-4	W2	Nowitzki	23	Van Exel	11	Nash	7	Wesley	24	18,015
29	12/28	H	W	New York	107-82	14-1	11-3	25-4	W3	Nash/Nowitzki	19	Bradley/Nowitzki	9	Nowitzki	7	Sprewell	16	20,060
30	12/30	H	L	Milwaukee	107-110	14-2	11-3	25-5	L1	Nowitzki	40	Nowitzki	14	Nowitzki/Van Exel	5	Cassell	28	19,939
31	1/2	H	W	L.A. Clippers	102-92	15-2	11-3	26-5	W1	Nash	24	Nowitzki	10	Nash	7	Odom	20	19,884
32	1/4	H	W	Philadelphia	102-83	16-2	11-3	27-5	W2	Nowitzki	29	Bradley	11	Nash	8	Iverson	25	20,124
33	1/6	H	W	Denver	86-71	17-2	11-3	28-5	W3	Finley	19	LaFrentz	11	Finley/Van Exel	5	Howard	22	19,773
34	1/8	A	W	Atlanta	117-99	17-2	12-3	29-5	W4	Nowitzki	30	Nowitzki	14	Nash	8	Terry	27	10,997
35	1/10	H	W	Boston	103-78	18-2	12-3	30-5	W5	Nowitzki	28	Griffin	12	Finley	7	Pierce	20	20,032
36	1/12	A	W	L.A. Clippers	96-90	18-2	13-3	31-5	W6	Nash	24	Bradley/Nash	9	Nash	6	Brand	19	18,216
37	1/15	A	L	Sacramento	94-123	18-2	13-4	31-6	L1	Van Exel	20	Nowitzki	9	Nash	7	Webber	29	17,317
38	1/17	A	L	Phoenix	106-111	18-2	13-5	31-7	L2	Nash	32	Nowitzki	14	Nowitzki/Van Exel	4	Marbury	41	19,023
39	1/19	A	L	Seattle	81-85	18-2	13-6	31-8	L3	Finley	16	Nowitzki	14	Nowitzki	6	Drobnjak/Lewis	19	16,359
40	1/21	H	W	Houston	107-86	19-2	13-6	32-8	W1	Nowitzki	26	Nowitzki	8	Nash	8	Francis	26	20,104
41	1/23	A	W	Philadelphia	107-94	19-2	14-6	33-8	W2	Nowitzki	30	Nowitzki	14	Nash	13	Iverson/V' Horn	25	20,027
42	1/24	A	W	New York	101-90	19-2	15-6	4-8	W3	Nowitzki	30	Nowitzki	9	Finley	9	Sprewell	21	19,763
43	1/26	H	L	Portland	93-100	19-3	15-6	34-9	L1	Finley	27	LaFrentz/Nowitzki	7	Nash	9	Pippen	19	19,765
44	1/29	A	W	Houston	104-81	19-3	16-6	35-9	W1	Nowitzki	34	Bradley	9	Nash/Nowitzki	5	Yao	20	16,285
45	1/30	H	W	Minnesota	112-109	20-3	16-6	36-9	W2	Nowitzki	32	LaFrentz	15	Nash	8	Hudson/Garnett	31	19,874
46	2/1	H	W	Denver	122-100	21-3	16-6	37-9	W3	Van Exel	30	Bradley	9	Van Exel	7	White	17	19,889
47	2/3	A	W	Utah	92-90	21-3	17-6	38-9	W4	Nowitzki	25	LaFrentz	6	Nash	6	Harpring	20	19,130
48	2/4	H	L	Sacramento	109-110	21-4	17-6	38-10	L1	Finley/Nowitzki	28	Nowitzki	16	Nash	14	Bibby	27	20,102
49	2/11	A	L	Minnesota	98-100	21-4	17-7	38-11	L2	Nowitzki	34	Nowitzki	7	Nash	8	Garnett	26	15,145
50	2/12	A	L	Milwaukee	114-120	21-4	17-8	38-12	L3	Nowitzki	27	Nowitzki	12	Nash	10	Allen	28	15,886
51	2/14	A	W	Memphis	110-103	21-4	18-8	39-12	W1	Nowitzki	31	LaFrentz	14	Nash	13	Gasol	25	15,924
52	2/15	H	W	Miami	98-92	22-4	18-8	40-12	W2	Nowitzki	25	Nowitzki	2	Nowitzki	8	Best	21	20,003
53	2/18	H	W	Atlanta	105-79	23-4	18-8	41-12	W3	Finley	26	Griffin	8	Bradley	4	Abdur-Rahim	14	19,783
54	2/20	H	W	San Antonio	95-87	24-4	18-8	42-12	W4	Nash	29	Bradley/Finley	8	Nash	10	Rose	25	20,036
55	2/21	A	W	Houston	100-85	24-4	19-8	43-12	W5	Nowitzki	34	Nowitzki	11	Van Exel	7	Francis	19	16,285
56	2/23	A	W	Washington (Ot)	106-101	24-4	20-8	44-12	W6	Nowitzki	29	Nowitzki	10	Nash	10	Jordan/S'house	30	20,173
57	2/25	A	L	Orlando	93-98	24-4	20-9	44-13	L1	Nowitzki	26	Nowitzki	7	Nash	5	McGrady	26	16,009
58	2/27	H	L	Sacramento (Ot)	124-126	24-5	20-9	44-14	L2	Nowitzki	36	Nowitzki	13	Nash	10	Stojakovic	36	20,059
59	3/1	H	W	Memphis	114-87	25-5	20-9	45-14	W1	Nowitzki	28	Finley/Najera	10	Nash	7	Gasol	25	19,828
60	3/4	H	W	New Jersey	88-79	26-5	20-9	46-14	W2	Nash/Nowitzki	24	Nowitzki	13	Nash	8	Martin	18	19,920
61	3/7	A	W	Miami	91-89	26-5	21-9	47-14	W3	Nash	22	Finley	11	Nash	5	R. Butler/James	20	16,500
62	3/8	H	W	Utah	101-77	27-5	21-9	48-14	W4	Nowitzki	21	Brad/Griff/N'zki	6	Nash	4	Malone	16	20,123
63	3/10	H	L	Minnesota	83-92	27-6	21-9	48-15	L1	Nowitzki	37	Finley/Nowitzki	13	Nash	9	Garnett	31	20,049
64	3/13	A	L	Seattle	100-107	27-6	21-10	48-16	L2	Nowitzki	27	Nowitzki	12	Finley/Nowitzki	4	Lewis	30	14,621
65	3/14	A	W	Golden State	116-114	27-6	22-10	49-16	W1	Finley	21	Bradley	11	Nash	12	Arenas	29	19,787
66	3/16	A	W	Sacramento (Ot)	129-123	27-6	23-10	50-16	W2	Nowitzki	34	Nowitzki	18	Nash	10	Stojakovic	30	17,317
67	3/18	H	W	Cleveland	114-93	28-6	23-10	51-16	W3	Nowitzki	28	Nowitzki	8	Nash	6	Ilgaukas	30	19,952
68	3/20	H	L	San Antonio (Ot)	110-112	28-7	23-10	51-17	L1	Van Exel	35	Nowitzki	12	Nash	7	Duncan	25	20,110
69	3/22	H	W	Phoenix	102-95	29-7	23-10	52-17	W1	Nash/Nowitzki	27	Nowitzki	11	Nash	13	H'away/Marion	21	20,087
70	3/24	A	W	Denver	108-96	29-7	24-10	53-17	W2	Nowitzki	25	Nowitzki	8	Nash	5	Howard	25	14,714
71	3/26	A	W	L.A. Clippers	114-107	29-7	25-10	54-17	W3	Van Exel	29	Nowitzki	11	Nash	12	Piatkowski	22	19,595
72	3/28	A	L	Portland	95-112	29-7	25-11	54-18	L1	Nowitzki	20	Abdul-Wahad	8	Bell/Nowitzki	4	Wallace	20	20,580
73	3/30	A	W	Minnesota	119-95	29-7	26-11	55-18	W1	Nowitzki	33	Nowitzki	7	Nash	15	Garnett	24	19,304
74	4/1	H	W	New Orleans	95-86	30-7	26-11	56-18	W2	Nowitzki	30	Nowitzki	11	Nash/Van Exel	6	Davis	18	19,859
75	4/3	H	L	L.A. Lakers	89-100	30-8	26-11	56-19	L1	Nash	26	Nowitzki	22	Nash	5	O'Neal	31	20,129
76	4/5	H	W	Orlando	108-90	31-8	26-11	57-19	W1	Nowitzki	29	Najera	7	Nash	11	Gricek	18	19,800
77	4/8	A	L	L.A. Lakers	99-108	31-8	26-12	57-20	L1	LaFrentz/Nowitzki	26	Nowitzki	9	Nash	10	George	21	18,997
78	4/9	A	L	Phoenix	89-112	31-8	26-13	57-21	L2	Nowitzki	26	Nowitzki	8	Nash	5	Marion	31	17,136
79	4/11	A	L	Utah	92-95	31-8	26-14	57-22	L3	Nowitzki	34	Nowitzki	8	Nash	10	Malone	23	19,896
80	4/12	H	W	Golden State	117-108	32-8	26-14	58-22	W1	Nowitzki	37	Nowitzki	12	Nash	10	Jamison	25	



2001-2002

TOP ROW L-R OWNER MARK CUBAN, ROLANDO BLACKMAN, SIDNEY MONCRIEF, DONN NELSON, GM/HEAD COACH DON NELSON, DEL HARRIS, CHARLIE PARKER, PAUL MOKESKI, PRESIDENT/CEO TERDEMA USSERY

MIDDLE ROW L-R BRIAN ZETTLER, BRETT BRUNGARDT, DWAYNE WILSON, TARIQ ABDUL-WAHAD, DANNY MANNING, DIRK NOWITZKI, SHAWN BRADLEY, WANG ZHIZHI, EVAN ESCHMEYER, RAEF LAFRENTZ, EDUARDO NAJERA, CHAD LEWIS

BOTTOM ROW L-R HEAD ATHLETIC TRAINER ROGER HINDS, ADRIAN GRIFFIN, JOHNNY NEWMAN, STEVE NASH, MICHAEL FINLEY, AVERY JOHNSON, GREG BUCKNER, NICK VAN EXEL, ASSISTANT ATHLETIC TRAINER STEVE SMITH

SEASON NOTEBOOK

Won 57, lost 25 (second, Midwest)...Dallas made its second-straight postseason appearance, sweeping Minnesota 3-0 in the first-round before falling to Sacramento 4-1 in the conference semifinals...Dirk Nowitzki was named to the All-NBA Second Team while Steve Nash was named an All-NBA Third Team selection...both players were also members of the Western Conference All-Star Team, coached by Don Nelson...on 12/29/01, Nelson became just the third coach in NBA history to record 1,000 career wins...the Mavericks had the best road record in the NBA, tallying a then franchise-high 27 road wins...Dallas led the league in scoring (105.2 ppg) while also committing an NBA record-low 12.1 turnovers per game...the Mavs had three players win the Western Conference Player of the Week award: Nash (12/10-12/16/01), Nowitzki (1/21-1/27/02) and Finley (4/8-4/14/02)...Raef LaFrentz became the third player in league history to register 100 3-pointers and 100 blocks in the same season.

	G-S	Min	Avg	Fg-Att	Pct	3Fg-Att	Pct	Ft-Att	Pct	Off	Def	Reb	Avg	Ast	Avg	Pf-D	Stl	To	Blk	Pts	Avg	Hi
Nowitzki	76-76	2891	38.0	600-1258	.477	139-350	.397	440-516	.853	120	635	755	9.9	186	2.4	222-2	83	145	77	1779	23.4	40
Finley	69-69	2754	39.9	569-1228	.463	76-224	.339	210-251	.837	90	270	360	5.2	230	3.3	144-1	65	117	25	1424	20.6	39
Van Exel (Tot)	72-46	2496	34.7	501-1226	.409	119-350	.340	201-251	.801	28	226	254	3.5	478	6.6	104-0	44	156	11	1322	18.4	44
Van Exel (Dal)	27-2	757	28.0	129-314	.411	34-98	.347	65-77	.844	9	76	85	3.1	113	4.2	35-0	14	40	4	357	13.2	27
Nash	82-82	2837	34.6	525-1088	.483	156-343	.455	260-293	.887	50	204	254	3.1	634	7.7	164-0	53	229	4	1466	17.9	39
LaFrentz (Tot)	78-76	2455	31.5	421-920	.458	104-268	.388	105-151	.695	176	403	579	7.4	89	1.1	281-11	55	94	213	1051	13.5	30
LaFrentz (Dal)	27-25	787	29.1	114-261	.437	29-95	.305	35-46	.761	59	141	200	7.4	29	1.1	108-6	24	34	60	292	10.8	30
Johnson (Tot)	68-13	1352	19.9	207-432	.479	0-5	.000	121-163	.742	14	55	69	1.0	286	4.2	86-0	40	76	9	535	7.9	23
Johnson (Dal)	17-0	152	8.9	21-49	.429	0-0	.000	12-17	.706	0	5	5	0.3	28	1.6	17-0	5	9	1	54	3.2	15
Griffin	58-34	1383	23.8	179-359	.499	16-54	.296	41-49	.837	68	161	229	3.9	106	1.8	142-2	75	42	12	415	7.2	23
Najera	62-11	1357	21.9	150-300	.500	0-2	.000	100-148	.676	149	193	342	5.5	38	0.6	156-2	56	40	30	400	6.5	19
Buckner	44-16	885	20.1	104-198	.525	5-16	.313	40-58	.690	67	106	173	3.9	48	1.1	124-1	31	27	19	253	5.8	18
Abdul-Wahad (Tot)	24-12	441	18.4	55-147	.374	1-2	.500	24-33	.727	41	43	84	3.5	24	1.0	56-1	20	27	10	135	5.6	14
Abdul-Wahad (Dal)	4-0	24	6.0	0-2	.000	0-0	.000	0-1	.000	2	4	6	1.5	2	0.5	5-0	2	3	1	0	0.0	0
Wang	55-0	600	10.9	109-248	.440	48-116	.414	42-57	.737	19	92	111	2.0	22	0.4	84-0	11	25	18	308	5.6	18
Newman	47-17	724	15.4	67-148	.453	22-57	.386	42-58	.724	9	40	49	1.0	14	0.3	88-2	29	21	4	198	4.2	17
Bradley	53-16	757	14.3	78-163	.479	0-1	.000	59-64	.922	53	123	176	3.3	20	0.4	128-3	28	25	64	215	4.1	15
Manning	41-10	552	13.5	71-149	.477	1-7	.143	22-33	.667	25	83	108	2.6	30	0.7	80-0	21	25	21	165	4.0	13
Eschmeyer	31-6	299	9.6	21-50	.420	0-0	.000	20-33	.606	35	63	98	3.2	9	0.3	60-1	10	16	9	62	2.0	6
Bell (Tot)	7-0	44	6.3	3-11	.273	0-6	.000	2-2	1.000	2	3	5	0.7	2	0.3	3-0	0	5	0	8	1.1	4
Bell (Dal)	2-0	2	1.0	0-0	.000	0-0	.000	0-0	.000	0	1	1	0.5	0	0.0	0-0	0	0	0	0	0.0	0
Howard*	53-44	1659	31.3	270-585	.462	0-1	.000	144-191	.754	138	252	390	7.4	93	1.8	170-1	28	78	30	684	12.9	36
Hardaway*	54-2	1276	23.6	179-494	.362	95-279	.341	65-78	.833	13	84	97	1.8	201	3.7	84-0	40	73	8	518	9.6	21
Harvey*	18-0	162	9.0	14-26	.538	0-0	.000	10-22	.455	12	34	46	2.6	5	0.3	27-0	4	8	5	38	2.1	12
Martin*	3-0	22	7.3	0-10	.000	0-2	.000	1-2	.500	0	1	1	0.3	3	0.3	4-0	2	1	0	1	0.3	1
Mavericks	82	19880	-	3200-6930	.462	621-1645	.378	1608-1994	.806	918	2568	3486	42.5	1811	22.1	1842-21	581	992	392	8629	105.2	141
Opponents	82	19880	-	3094-6851	.452	452-1293	.350	1640-2184	.751	1065	2600	3665	44.7	1865	22.7	1788-16	589	1155	377	8280	101.0	140





2001-02 SEASON STATISTICS & RESULTS

No	Date	H-R	W-L	Opponent	Score	Home Record	Road Record	Total Record	Sk	Dallas Hi Scorer	Pt	Dallas Hi Rebr	Dallas Rb	Dallas Hi Assist	Ast	Opponent Hi Scorer	Pt	Attend
1	10/30	H	W	Detroit	94-87	1-0	0-0	1-0	W1	Finley	34	Nowitzki	10	Nash	11	Stackhouse	27	19,200
2	11/1	R	W	Philadelphia	99-92	1-0	1-0	2-0	W2	Nowitzki	30	Nowitzki	13	Hardaway	7	Harping	21	20,230
3	11/2	R	L	Toronto	92-109	1-0	1-1	2-1	L1	Finley/Hardaway	17	Howard	11	Nash/Hardaway	5	Carter	25	19,800
4	11/4	R	W	Memphis	94-85	1-0	2-1	3-1	W1	Howard	36	Manning	11	Finley/Hardaway	5	Wright	33	13,177
5	11/6	H	W	Charlotte	110-92	2-0	2-1	4-1	W2	Nowitzki	34	Nowitzki	10	Nash	6	Campbell	17	16,905
6	11/8	H	W	Denver	105-91	3-0	2-1	5-1	W3	Nowitzki	33	Najera	10	Nash	12	Rider	19	17,471
7	11/10	H	L	Philadelphia	91-98	3-1	2-1	5-2	L1	Nowitzki	25	Howard/Nowitzki	10	Nash	10	Coleman	24	19,857
8	11/14	R	W	Cleveland	107-94	3-1	3-1	6-2	W1	Nowitzki	28	Howard	10	Nash	12	Jones	20	12,414
9	11/15	R	L	Detroit	89-115	3-1	3-2	6-3	L1	Finley	19	Howard	8	Nash/Martin	3	Stackhouse	28	13,445
10	11/17	R	L	Houston	87-124	3-1	3-3	6-4	L2	Nash	21	Buckner	10	Finley/Nash	4	Francis	33	11,978
11	11/20	H	L	Seattle	97-105	3-2	3-3	6-5	L3	Finley	26	Howard	13	Nowitzki/Nash	6	Payton	25	18,949
12	11/21	R	W	Charlotte	89-78	3-2	4-3	7-5	W1	Finley	22	Nowitzki	11	Nash	6	Campbell	19	8,932
13	11/23	R	W	Miami	104-94	3-2	5-3	8-5	W2	Nowitzki	33	Nowitzki	11	Nash	9	Jones	22	15,468
14	11/24	H	W	Phoenix	119-104	4-2	5-3	9-5	W3	Nowitzki	32	Howard	13	Nash	9	Marbury	31	19,869
15	11/27	H	W	Golden State	116-106	5-2	5-3	10-5	W4	Finley	39	G'n/N'zki/Nash	7	Nash	9	Jamison	32	17,110
16	11/29	H	L	Sacramento	98-110	5-3	5-3	10-6	L1	Nowitzki	29	Nowitzki	11	Nash	8	Stojakovic	32	18,384
17	12/1	R	W	Golden State	111-82	5-3	6-3	11-6	W1	Nowitzki	21	Finley	10	Nash	8	Fortson	17	14,122
18	12/2	R	W	Sacramento (Ot)	120-114	5-3	7-3	12-6	W2	Nowitzki	32	Nowitzki	14	Finley	7	Stojakovic	31	17,317
19	12/5	R	L	L.A. Lakers	94-98	5-3	7-4	12-7	L1	Nowitzki	33	Nowitzki	14	Nash	13	O'Neal	46	18,997
20	12/8	H	L	Washington	95-102	5-4	7-4	12-8	L2	Finley	32	Howard	6	Nash	10	Jordan	21	20,241
21	12/10	R	L	Utah	98-107	5-4	7-5	12-9	L3	Nowitzki	27	Nowitzki	10	Nash	8	Malone	30	18,097
22	12/11	H	W	Portland	105-103	6-4	7-5	13-9	W1	Nash	39	Howard/Najera	9	Nash	7	Wells	21	17,029
23	12/13	H	W	Cleveland	102-82	7-4	7-5	14-9	W2	Griffin	22	Griffin	11	Nash/Hardaway	7	Murray	23	17,408
24	12/15	H	W	Minnesota	125-117	8-4	7-5	15-9	W3	Finley	30	Nowitzki	15	Nash	7	Szczerbiak	27	19,485
25	12/18	R	W	Minnesota	107-103	8-4	8-5	16-9	W4	Finley	26	Nowitzki	15	Finley/Nash	5	Billups	23	17,079
26	12/20	H	W	Milwaukee	113-101	9-4	8-5	17-9	W5	Finley/Nash	33	Nowitzki	12	Finley/Nash	8	Allen/Robinson	21	19,780
27	12/22	H	W	Orlando	102-80	10-4	8-5	18-9	W6	Hardaway	18	Najera	10	Hardaway/Nash	5	Miller	20	19,920
28	12/26	R	W	San Antonio (Ot)	126-123	10-4	9-5	19-9	W7	Finley	28	Nowitzki	11	Finley	6	Duncan	53	20,667
29	12/27	H	W	Chicago	89-74	11-4	9-5	20-9	W8	Nowitzki	24	Najera	14	Nash	14	Mercer	19	20,018
30	12/29	H	W	Atlanta	113-97	12-4	9-5	21-9	W9	Nowitzki	35	Nowitzki	12	Nash	10	Abdur-Rahim	21	20,032
31	1/2	R	W	Chicago	107-97	12-4	10-5	22-9	W10	Nash	24	Nowitzki	9	Nash	11	Artest	29	17,824
32	1/3	R	L	New York (Ot)	101-108	12-4	10-6	22-10	L1	Nowitzki	30	Nowitzki	16	Hardaway/Nash	7	Camby	26	19,763
33	1/5	H	L	San Antonio	103-105	12-5	10-6	22-11	L2	Nowitzki	28	Nowitzki	14	Hardaway/Nash	6	Duncan	29	20,123
34	1/8	H	W	Denver	95-94	13-5	10-6	23-11	W1	Nowitzki	27	Howard	9	Nash	8	Van Exel	31	19,617
35	1/10	H	W	New York	111-89	14-5	10-6	24-11	W2	Nowitzki	29	Nowitzki	13	Nash	11	Thomas	21	20,019
36	1/12	H	W	Indiana	111-102	15-5	10-6	25-11	W3	Nowitzki	31	Najera	13	Nash	11	Miller/Rose	18	20,071
37	1/14	R	L	Orlando	87-113	15-5	10-7	25-12	L1	Howard	26	Howard	8	Hardaway	4	McGrady	26	13,327
38	1/15	R	W	Atlanta	116-107	15-5	11-7	26-12	W1	Nowitzki	40	Nowitzki	11	Nash	10	Terry	46	8,214
39	1/17	R	W	Memphis	108-97	15-5	12-7	27-12	W2	Nowitzki	32	Buckner	9	Nash	10	Gasol	26	12,732
40	1/19	H	W	Utah	106-103	16-5	12-7	28-12	W3	Nowitzki	34	Buckner/Najera	9	Nash	9	Malone	28	20,146
41	1/21	H	W	New Jersey	113-105	17-5	12-7	29-12	W4	Nowitzki	39	Nowitzki	13	Hardaway	6	Harris	23	20,039
42	1/22	R	W	Houston	113-107	17-5	13-7	30-12	W5	Nash	31	Howard	13	Nash	10	Mobley	35	11,030
43	1/24	R	W	Denver	104-97	17-5	14-7	31-12	W6	Nowitzki	26	Howard	13	Nash	8	LaFrentz	24	16,045
44	1/26	R	W	L.A. Clippers	133-112	17-5	15-7	32-12	W7	Nowitzki	28	3 Players	7	Nash	11	Richardson	31	19,311
45	1/29	H	L	L.A. Clippers	100-117	17-6	15-7	32-13	L1	Nash/ Nowitzki	22	Griffin	10	Hardaway	7	Mcinnis	31	19,948
46	1/31	H	W	Houston	95-91	18-6	15-7	33-13	W1	Nash	33	Howard	16	Nash	8	Francis	30	19,939
47	2/3	H	L	L.A. Lakers	94-101	18-7	15-7	33-14	L1	Nash	20	Nowitzki	15	Nash	6	O'Neal	31	20,179
48	2/5	R	W	Indiana (20t)	141-140	18-7	16-7	34-14	W1	Nowitzki	38	Nowitzki	17	Nash	10	Rose	33	15,530
49	2/6	R	W	New Jersey	112-100	18-7	17-7	35-14	W2	Nowitzki	22	Nowitzki	9	Nash	12	Martin	26	16,179
50	2/12	R	W	Seattle	112-106	18-7	18-7	36-14	W3	Nash	28	Howard/Nowitzki	9	Nash	8	Lewis	25	14,405
51	2/13	R	L	Portland	103-114	18-7	18-8	36-15	L1	Nowitzki	27	Nowitzki	8	Nash	7	Wallace	24	19,341
52	2/16	R	L	L.A. Clippers	110-119	18-7	18-9	36-16	L2	Finley	23	Nowitzki	10	Nash	8	Piatkowski	36	19,120
53	2/17	R	W	Phoenix	105-92	18-7	19-9	37-16	W1	Nowitzki	20	Nowitzki	10	Nash	6	Marion	27	16,809
54	2/19	H	L	Minnesota	100-117	18-8	19-9	37-17	L1	Nash	24	Nowitzki	12	Hardaway/Nowitzki	5	Billups	36	20,035
55	2/21	H	W	Boston	98-92	19-8	19-9	38-17	W1	Nowitzki	33	Nowitzki	23	Nowitzki	8	Battie/Pierce	17	20,013
56	2/23	H	W	Sacramento	111-97	20-8	19-9	39-17	W2	Nash	28	Nowitzki	21	Nash/Van Exel	8	Webber	28	20,181
57	2/26	H	W	Memphis	104-91	21-8	19-9	40-17	W3	Finley	30	Nowitzki	9	Finley	8	Battier	18	19,970
58	3/2	H	L	Miami	95-109	21-9	19-9	40-18	L1	Finley	25	Finley/Najera	7	Nash	7	Jones	26	20,140
59	3/3	R	W	Denver (Ot)	116-110	21-9	20-9	41-18	W1	Finley	30	Nowitzki	10	Nash	9	Howard	30	16,851
60	3/5	H	W	Phoenix	81-77	22-9	20-9	42-18	W2	Nowitzki	30	Nowitzki	20	Nash	9	Tsakalidis	15	19,745
61	3/7	H	W	Toronto	122-103	23-9	20-9	43-18	W3	Nowitzki	35	Najera	7	Nash	15	Carter	19	19,945
62	3/9	H	W	Golden State	107-105	24-9	20-9	44-18	W4	Finley	28	Nowitzki	11	Nash	8	Richardson	21	20,170
63	3/11	H	W	Seattle	119-108	25-9	20-9	45-18	W5	Finley	26	Nowitzki	12	Nash	9	Mason	25	20,090
64	3/14	R	L	Portland	106-132	25-9	20-10	45-19	L1	Nowitzki	19	Bradley/Najera	5	Johnson	7	Wallace	37	19,980
65	3/16	R	W	Golden State	117-100	25-9	21-10	46-19	W1	N'witzki/LaFrentz	30	Nowitzki/Buckner	9	Nash	9	Jamison	20	16,423
66	3/17	R	L	L.A. Lakers	103-105	25-9	21-11	46-20	L1	Finley	21	Nowitzki/Finley	10	Van Exel	5	O'Neal	28	18,997
67	3/19	H	W	L.A. Lakers	114-98	26-9	21-11	47-20	W1	Nash	30	LaFrentz	13	Nash	5	O'Neal	32	20,112
68	3/21	H	L	San Antonio	102-105	26-10	21-11	47-21	L1	Nowitzki	29	Nowitzki	14	Nash	7	Duncan	32	20,133
69	3/23	H	W	Memphis	111-100	27-10	21-11	48-21	W1	Nowitzki	24	Najera	9	Johnson	6	Gasol	23	20,184
70	3/26	R	W	Milwaukee (Ot)	112-106	27-10	22-11	49-21	W2	Finley	36	Nowitzki	14	Nash	13	Thomas	22	18,465
71	3/28	R	L	Minnesota	111-113	27-10	22-12	49-22	L1	Nowitzki	34	Nowitzki/Bradley	8	Van Exel	9	Szczerbiak	26	19,668
72	3/29	R	W	Boston	108-82	27-10	23-12	50-22	W1	Finley	24	LaFrentz	13	Nash	9	Pierce	19	18,624
73	3/31	R	W	Washington	110-103	27-10	24-12	51-22	W2	Nowitzki	23	Nowitzki/LaFrentz	12	Nash	12	Hamilton	23	20,674
74	4/4	H	W	L.A. Clippers	115-90	28-10	24-12	52-22	W3	Nowitzki	25	Eschmeyer	10	Nash	7	Olowokandi	19	20,050
75	4/6	R	L	San Antonio	87-89	28-10	24-13	52-23	L1	Van Exel	27	Nowitzki	21	Van Exel	4	Duncan	33	34,739
76	4/8	R	W	Utah	105-96	28-10	25-13	53-23	W1	Finley/Van Exel	20	Najera	9	Nash/Van Exel	8	Malone	22	19,911
77	4/9	H	W	Portland	108-96	29-10	25-13	54-23	W2	Finley	27	LaFrentz	11	Nash	9	Wells	26	20,110
78	4/11	H	L	Houston (Ot)	95-98	29-11	25-13	54-24	L1	Finley	25	Najera	15	Finley/Nash	4	Mobley	29	20,098
79	4/13	R	W	Seattle	116-99	29-11	26-13											



2000-2001

TOP ROW L-R GREG DREILING, MORLON WILEY, BRIAN ZETTLER, CHARLIE PARKER, PRESIDENT/CEO TERDEMA USSERY, GENERAL MANAGER/HEAD COACH DON NELSON, DEL HARRIS, OBINNA EKEZIE, JUWAN HOWARD, DIRK NOWITZKI, SHAWN BRADLEY, WANG ZHIZHI, CALVIN BOOTH, MARK BRYANT, ROLANDO BLACKMAN, KIKI VANDEWEGHE, DONN NELSON, OWNER MARK CUBAN, SIDNEY MONCRIEF, BRETT BRUNGARDT, BRAD DAVIS

BOTTOM ROW L-R TRAINER ROGER HINDS, ASSISTANT TRAINER STEVE SMITH, EDUARDO NAJERA, GARY TRENT, VERNON MAXWELL, MICHAEL FINLEY, STEVE NASH, GREG BUCKNER, HOWARD EISLEY, DONNELL HARVEY, CHAD LEWIS, DWAYNE WILSON

SEASON NOTEBOOK

Won 53, lost 29 (second, Midwest)...Dirk Nowitzki became only the second player in league history to have more than 100 3-pointers (151) made and 100 blocks (101) in a season (Robert Horry, 1995-1996)...the Mavericks ended the longest playoff drought in the NBA by making their first postseason appearance in 11 years...after becoming just the sixth team in playoff history to erase a 0-2 deficit and win a five-game series over the Jazz, Dallas fell in the conference semifinals 4-1 to San Antonio...the Mavericks posted the second-best improvement in the win column in the NBA (+13), behind only the Clippers (+16)...the Mavericks finished the regular season as the only team in the league to finish in the top five in all of the following categories: points per game (100.5, 4th), field goal percentage (45.9%, 5th), free throw percentage (79.4%, 2nd) and 3-point field goal percentage (38.1%, 4th)...it was the first 50-win season in 13 years...the team recorded 25 road wins and its first-ever winning road record.

	G-S	Min	Avg	Fg-Att	Pct	3Fg-Att	Pct	Ft-Att	Pct	Off	Def	Reb	Avg	Ast	Avg	Pf-D	Stl	To	Blk	Pts	Avg	Hi
Nowitzki	82-82	3125	38.1	591-1247	.474	151-390	.387	451-538	.838	119	635	754	9.2	173	2.1	245-1	79	156	101	1784	21.8	38
Finley	82-82	3443	42.0	711-1552	.458	91-263	.346	252-325	.775	109	316	425	5.2	360	4.4	174-2	118	190	32	1765	21.5	38
Howard (Tot)	81-81	2974	36.7	583-1218	.479	0-3	.000	296-383	.773	171	401	572	7.1	224	2.8	292-2	75	242	37	1462	18.0	35
Howard (Dal)	27-27	993	36.8	191-391	.488	0-3	.000	99-127	.780	50	143	193	7.1	70	2.6	106-1	29	73	16	481	17.8	32
Nash	70-70	2387	34.1	386-792	.487	89-219	.406	231-258	.895	46	177	223	3.2	509	7.3	158-0	72	205	5	1092	15.6	31
Eisley	82-40	2426	29.6	265-675	.393	107-269	.398	104-126	.825	23	174	197	2.4	295	3.6	218-3	99	102	12	741	9.0	27
Bradley	82-35	2001	24.4	219-447	.490	1-6	.167	140-178	.787	160	448	608	7.4	38	0.5	256-6	36	88	228	579	7.1	22
Buckner	37-9	820	22.2	84-192	.438	2-7	.286	59-81	.728	60	97	157	4.2	49	1.3	118-2	33	27	9	229	6.2	15
Booth (Tot)	55-29	933	17.0	120-252	.476	0-0	.000	53-78	.679	77	169	246	4.5	42	0.8	146-1	29	53	111	293	5.3	18
Booth (Dal)	15-7	293	19.5	46-84	.548	0-0	.000	20-33	.606	24	48	72	4.8	19	1.3	55-0	12	17	30	112	7.5	12
Wang	5-0	38	7.6	8-19	.421	0-2	.000	8-10	.800	1	6	7	1.4	0	0.0	8-0	0	1	0	24	4.8	13
Maxwell (Tot)	43-6	660	15.3	73-223	.327	34-111	.306	21-32	.656	4	62	66	1.5	49	1.1	64-0	21	35	3	201	4.7	15
Maxwell (Dal)	19-0	285	15.0	31-98	.316	13-47	.277	6-10	.600	1	28	29	1.5	20	1.1	31-0	9	17	3	81	4.3	11
Trent	33-4	319	9.7	57-130	.438	0-1	.000	19-36	.528	39	53	92	2.8	10	0.3	52-0	13	22	8	133	4.0	10
Najera	40-4	431	10.8	58-111	.523	1-3	.333	14-33	.424	41	54	95	2.4	27	0.7	48-0	13	17	8	131	3.3	10
Ekezie (Tot)	33-0	281	8.5	32-81	.395	0-0	.000	37-53	.698	31	47	78	2.4	9	0.3	48-0	5	14	5	101	3.1	13
Ekezie (Dal)	4-0	8	2.0	0-4	.000	0-0	.000	0-0	.000	0	2	2	0.5	0	0.0	0-0	0	0	0	0	0.0	0
Harvey	18-0	65	3.6	8-14	.571	0-0	.000	6-16	.375	6	14	20	1.1	2	0.1	15-0	3	7	1	22	1.2	5
Bryant	18-1	101	5.6	8-20	.400	0-0	.000	3-5	.600	4	17	21	1.2	3	0.2	29-1	1	5	2	19	1.1	6
Laettner*	53-35	930	17.5	165-323	.511	1-3	.333	67-82	.817	75	137	212	4.0	67	1.3	159-1	40	70	27	398	7.5	17
Davis*	51-7	1261	24.7	139-314	.443	58-133	.436	35-41	.854	18	91	109	2.1	61	1.2	92-0	29	56	1	371	7.3	32
Alexander*	38-6	472	12.4	62-178	.348	3-10	.300	33-45	.733	20	43	63	1.7	21	0.6	76-1	16	21	3	160	4.2	20
Vaught*	37-1	392	10.6	55-121	.455	0-0	.000	4-6	.667	35	88	123	3.3	16	0.4	61-0	15	18	5	114	3.1	10
Curley*	5-0	15	3.0	1-4	.250	0-1	.000	1-4	.250	0	0	0	0.0	0	0.0	4-0	1	2	1	3	0.6	2
Mavericks	82	19805	-	3085-6716	.459	517-1357	.381	1552-1954	.794	831	2571	3402	41.5	1740	21.2	1907-18	618	1141	492	8239	100.5	122
Opponents	82	19805	-	2938-6693	.439	381-1140	.334	1631-2231	.731	1068	2623	3691	45.0	1778	21.7	1848-21	622	1273	379	7888	96.2	119





2000-01 SEASON STATISTICS & RESULTS

No	Date	H-R	W-L	Opponent	Score	Home Record	Road Record	Total Record	Sk	Dallas Hi Scorer	Pt	Dallas Hi Rebr	Rb	Dallas Hi Assists	Ast	Opponent Hi Scorer	Pt	Attend
1	10/31	H	W	Milwaukee	97-93	1-0	0-0	1-0	W1	Finley	26	Buckner	11	Finley	8	Allen	26	16,600
2	11/2	H	W	Indiana	94-88	2-0	0-0	2-0	W2	Nash	18	Bradley	7	Nash	5	Best	30	11,750
3	11/4	H	L	Utah	106-112	2-1	0-0	2-1	L1	Nash	24	Bradley	14	Nash	12	Malone	35	16,500
4	11/6	R	W	Denver	108-96	2-1	1-0	3-1	W1	Finley	26	Finley/Nowitzki	6	Eisley	8	LaFrentz	23	11,190
5	11/8	H	L	Vancouver	74-101	2-2	1-0	3-2	L1	Laettner	17	Bradley	9	Eisley	5	Abdur-Rahim	22	11,500
6	11/10	H	W	San Antonio	79-77	3-2	1-0	4-2	W1	Finley	20	Nowitzki	10	Nash	7	Anderson	17	17,296
7	11/12	R	L	Sacramento	84-109	3-2	1-1	4-3	L1	Nowitzki	16	Vaught	8	Nash	4	Stojakovic	28	17,317
8	11/13	R	W	L.A. Clippers	90-76	3-2	2-1	5-3	W1	Bradley	22	Bradley/Nowitzki	8	Finley	5	Richardson	19	9,340
9	11/15	R	L	Phoenix	78-99	3-2	2-2	5-4	L1	Nash	19	Buckner	10	Nash	6	Marion/Rogers	19	16,652
10	11/17	R	W	Seattle	99-95	3-2	3-2	6-4	W1	Nowitzki	28	Nowitzki	14	Nash	9	Payton	22	12,285
11	11/18	R	W	Vancouver	91-88	3-2	4-2	7-4	W2	Davis/Nowitzki	20	Nowitzki	10	Nash	4	Harrington	23	13,301
12	11/20	R	W	Utah	107-98	3-2	5-2	8-4	W3	Finley	29	Nowitzki	14	Nash	17	Russell	17	18,869
13	11/21	H	L	Seattle	110-116	3-3	5-2	8-5	L1	Davis	32	Bradley	8	Nash	12	Payton	28	15,100
14	11/25	H	W	Denver	108-84	4-3	5-2	9-5	W1	Nowitzki	24	Nowitzki	13	Eisley/Finley	6	McDiess	19	16,234
15	11/28	H	W	Toronto	107-93	5-3	5-2	10-5	W2	Finley	32	Bradley/Vaught	7	Nash	10	Williamson	22	16,016
16	11/30	R	L	Portland	84-95	5-3	5-3	10-6	L1	Alexander	20	Nowitzki	9	Laettner	5	Wallace	28	19,980
17	12/2	R	W	Golden State	97-78	5-3	6-3	11-6	W1	Nowitzki	24	Bradley	14	Finley	10	Jamison	20	12,187
18	12/3	R	L	L.A. Lakers	97-99	5-3	6-4	11-7	L1	Nowitzki	25	Nowitzki	11	Eisley	10	Bryant	38	18,997
19	12/5	R	L	Houston	102-109	5-3	6-5	11-8	L2	Nowitzki	35	Nowitzki	12	Eisley	7	Francis	36	11,426
20	12/6	H	W	New York	94-85	6-3	6-5	12-8	W1	Finley	21	Nowitzki	14	Nash	6	Camby	18	14,551
21	12/8	H	W	Chicago	105-86	7-3	6-5	13-8	W2	Nash	22	Lv/Sb/Dn	7	Nash	5	El-Amin	18	16,600
22	12/10	R	W	New Jersey	99-73	7-3	7-5	14-8	W3	Nowitzki	31	Nowitzki	8	Eisley/Nash	6	Martin	18	10,654
23	12/12	R	L	Cleveland	87-92	7-3	7-6	14-9	L1	Nash	21	Finley	7	Nash	8	Ilgaukas	24	12,577
24	12/13	R	L	Indiana	92-97	7-3	7-7	14-10	L2	Eisley	27	Nowitzki	7	Nash	8	Rose	24	16,740
25	12/15	R	W	Philadelphia	112-94	7-3	8-7	15-10	W1	Nowitzki	36	Davis/Laettner	8	Nash	13	Iverson	26	18,563
26	12/17	R	W	Detroit	99-90	7-3	9-7	16-10	W2	Nowitzki	25	Bradley	8	Nash	9	Stackhouse	24	11,389
27	12/18	R	W	Boston	106-98	7-3	10-7	17-10	W3	Nowitzki	31	Bradley	6	Nash	14	Pierce	30	11,327
28	12/20	H	W	Portland	106-101	8-3	10-7	18-10	W4	Nowitzki	29	Bradley/Nowitzki	12	Nash	8	Stoudemire	22	17,750
29	12/22	H	L	L.A. Lakers	103-108	8-4	10-7	18-11	L1	Nowitzki	29	Nowitzki	10	Finley/Nash	8	Bryant	35	18,201
30	12/26	H	W	Seattle	114-93	9-4	10-7	19-11	W1	Finley	38	Nowitzki	11	Finley/Eisley/Nash	8	Payton	23	13,655
31	12/28	H	W	L.A. Clippers	105-96	10-4	10-7	20-11	W2	Finley	25	Nowitzki	15	Nash	8	Odum	21	14,260
32	12/30	H	L	Houston	99-114	10-5	10-7	20-12	L1	Finley	32	Finley	9	Nash	6	Mobley	24	18,187
33	1/3	H	L	Detroit	104-107	10-6	10-7	20-13	L2	Finley	35	Nowitzki	12	Nash	9	Stackhouse	33	12,789
34	1/5	R	W	Toronto	115-105	10-6	11-7	21-13	W1	Nowitzki	29	Bradley	14	Nash	8	Carter	33	19,800
35	1/6	R	W	Washington	103-85	10-6	12-7	22-13	W2	Nowitzki	28	Bradley	17	Nash	13	Three With	16	12,741
36	1/8	R	W	Chicago	104-91	10-6	13-7	23-13	W3	Finley	30	Finley/Nowitzki	10	Nash	8	Brand	23	21,344
37	1/10	R	W	Minnesota	106-86	10-6	14-7	24-13	W4	Nowitzki	28	Bradley/Laettner	9	Nash	11	Garnett	26	16,274
38	1/11	R	L	Milwaukee	94-102	10-6	14-8	24-14	L1	Finley	30	Laettner	12	Eisley	4	Cassell	21	15,675
39	1/13	H	L	Phoenix	86-103	10-7	14-8	24-15	L2	Finley	27	Bradley	13	Finley	6	Marion	23	18,187
40	1/15	H	L	Sacramento	105-116	10-8	14-8	24-16	L3	Nowitzki	28	Nowitzki	11	Eisley	8	Webber	34	18,187
41	1/17	R	W	Charlotte	91-90	10-8	15-8	25-16	W1	Nowitzki	27	Vaught	10	Eisley	8	Mashburn	22	14,134
42	1/18	H	W	Orlando (Ot)	115-106	11-8	15-8	26-16	W2	Nowitzki	38	Nowitzki	17	Eisley	7	McGrady	34	13,355
43	1/20	H	W	Denver	97-79	12-8	15-8	27-16	W3	Nowitzki	27	Nowitzki	12	Eisley	10	Van Exel	16	18,187
44	1/23	H	L	Philadelphia	98-114	12-9	15-8	27-17	L1	Finley	27	Nowitzki	15	Finley/Nash	7	Iverson	30	18,187
45	1/25	H	W	Vancouver	120-83	13-9	15-8	28-17	W1	Nash	21	Nowitzki	10	Nash	7	Three With	13	12,690
46	1/27	R	L	Denver	100-102	13-9	15-9	28-18	L1	Finley	32	Nowitzki	14	Finley/Nowitzki	6	Willis/Van Exel	18	19,099
47	2/1	H	W	Miami (Ot)	95-91	14-9	15-9	29-18	W1	Finley	26	Bradley	13	Eisley	4	Mason	23	14,497
48	2/3	H	W	Golden State	101-95	15-9	15-9	30-18	W2	Nowitzki	23	Nowitzki	9	Eisley	8	Sura	28	18,187
49	2/5	R	W	Atlanta	91-81	15-9	16-9	31-18	W3	Eisley/Nowitzki	22	Nowitzki	11	Eisley/Laettner	4	Terry	21	10,771
50	2/7	R	L	New York (20t)	93-96	15-9	16-10	31-19	L1	Finley	21	Laettner	8	Finley	5	Spewell	20	19,763
51	2/13	R	L	San Antonio	92-104	15-9	16-11	31-20	L2	Nowitzki	30	Nowitzki	10	Buckner	3	Duncan	28	17,705
52	2/15	H	W	Cleveland	102-81	16-9	16-11	32-20	W1	Finley/Nowitzki	17	Nowitzki	15	Eisley	5	Jackson/Miller	14	14,265
53	2/17	H	W	Washington	112-105	17-9	16-11	33-20	W2	Finley	26	Nowitzki	10	Nash	9	Howard	27	18,187
54	2/20	H	L	L.A. Lakers	109-119	17-10	16-11	33-21	L1	Nash	31	Nowitzki	8	Nash	7	O'Neal	29	18,287
55	2/22	H	W	Boston	98-91	18-10	16-11	34-21	W1	Nowitzki	23	Najera	12	Nash	12	Pierce	23	17,470
56	2/24	H	L	San Antonio	104-107	18-11	16-11	34-22	L1	Nash	29	Nowitzki	9	Nash	10	Duncan	31	18,187
57	2/26	R	W	L.A. Clippers	103-92	18-11	17-11	35-22	W1	Finley	23	Bradley	10	Nash	11	Odum	22	13,521
58	2/27	R	W	Vancouver	116-112	18-11	18-11	36-22	W2	Nowitzki	31	Nowitzki	6	Finley	11	Abdur-Rahim	36	12,977
59	3/3	H	W	Houston	100-95	19-11	18-11	37-22	W3	Finley	27	Nowitzki	13	Nash	7	Olajuwon	27	18,187
60	3/5	R	L	Orlando	81-95	19-11	18-12	37-23	L1	Nowitzki	22	Nowitzki	14	Nash	6	McGrady	23	13,636
61	3/7	R	W	Miami	93-86	19-11	19-12	38-23	W1	Nowitzki	29	Bradley/Howard	14	Nash	7	Mason	25	15,864
62	3/9	H	W	Golden State	102-73	20-11	19-12	39-23	W2	Nowitzki	32	Bradley	20	Finley/Nash	7	Jamison	16	18,187
63	3/11	H	W	L.A. Clippers	111-93	21-11	19-12	40-23	W3	Nowitzki	22	Bradley	11	Finley	8	Richardson	15	18,187
64	3/13	H	W	New Jersey	122-98	22-11	19-12	41-23	W4	Howard	27	Howard	9	Nash	11	Newman	18	15,934
65	3/15	H	W	Minnesota	103-83	23-11	19-12	42-23	W5	Finley	22	Nowitzki	14	Nash	7	Garnett	28	17,472
66	3/17	H	W	Phoenix	109-99	24-11	19-12	43-23	W6	Nowitzki	34	Howard	14	Finley	11	Kidd	32	18,187
67	3/20	H	L	Portland	88-96	24-12	19-12	43-24	L1	Finley	24	Nowitzki	13	Nash	9	Wallace	18	18,187
68	3/21	R	L	Minnesota	97-109	24-12	19-13	43-25	L2	Nowitzki	30	Bradley	7	Eisley	6	Garnett	28	18,101
69	3/24	H	W	Charlotte	103-100	25-12	19-13	44-25	W1	Finley	31	Bradley	12	Finley	7	Campbell/Wesley	25	18,187
70	3/26	R	W	Utah	98-90	25-12	20-13	45-25	W2	Finley	33	Nowitzki	13	Nash	9	Malone	21	19,911
71	3/28	R	W	Portland	94-84	25-12	21-13	46-25	W3	Howard	24	Nowitzki	14	Nash	8	Sabonis	19	20,580
72	3/30	R	L	L.A. Lakers	89-98	25-12	21-14	46-26	L1	Nowitzki	24	Nowitzki	9	Eisley	6	O'Neal	35	18,997
73	4/1	R	W	Sacramento	119-107	25-12	22-14	47-26	W1	Howard	32	Howard	12	Nash	12	Webber	27	17,317
74	4/3	R	W	Houston	109-97	25-12	23-14	48-26	W2	Finley	27	Nowitzki	9	Nash	9	Mobley	28	11,926
75	4/5	H	W	Atlanta	108-94	26-12	23-14	49-26	W3	Howard	20	Bradley	15	Eisley	7	Mohammed	23	18,187
76	4/7	H	L	Utah	103-116	26-13	23-14	49-27	L1	Howard	24	Nowitzki	9	Nash	11	Malone	31	18,187
77	4/10	R	L	San Antonio	79-91	26-13	23-15	49-28	L2	Finley	25	Booth	11	Nash	5	Robinson	34	25,662
78	4/11	R	L	Phoenix	106-111	26-13	23-16	49-29	L3	Finley	34	Nowitzki	11	Nash	5	Marion	38	19,023
79	4/13	H	W	Sacramento	101-97	27-13	23-16	50-29	W1	Finley	31	Bradley	15	Nash	5	Webber	24	18,187
80	4/15	R	W	Seattle (Ot)	107-99	27-13	24-16	51-29	W2	Finley	26	Nowitzki	15	Nash	6	Payton	23	15,194
81	4/16	R	W															



1999-2000

TOP ROW L-R BRIAN ZETTLER, ASSISTANT COACH CHARLIE PARKER, PRESIDENT & CEO TERDEMA USSERY, KIKI VANDEWEGHE, HEAD COACH/GENERAL MANAGER DON NELSON, OWNER MARK CUBAN, CEDRIC CEBALLOS, SEAN ROOKS, SHAWN BRADLEY, BRUNO SUNDQVIST, DIRK NOWITZKI, GARY TRENT, SCOTT ROTH, GAR HEARD, DONN NELSON, OWNER ROSS PEROT, JR.

BOTTOM ROW L-R ATHLETIC TRAINER ROGER HINDS, STEVE SMITH, HUBERT DAVIS, ERICK STRICKLAND, ROBERT PACK, MICHAEL FINLEY, DAMON JONES, GREG BUCKNER, STEVE NASH, CHAD LEWIS, DWAYNE WILSON

SEASON NOTEBOOK

Won 40, lost 42 (fourth, Midwest)...Mark Cuban purchased the Mavericks on Jan. 4, 2000...from that point on, the team went 31-19...the Mavericks posted back-to-back home winning records for the first time since 1988-89 and 1989-90...Dallas went 22-19 at home and 15-10 in 1998-99...Dallas had a 28-24 record against the West, which was the best record in 10 years...the Mavericks finished 9-1 in April, which at the time, was the best month ever in franchise history (winning percentage-wise)...Dallas went 16-5 in the last 21 games, which tied for the best finish in franchise history (in 1986-87 the team was also 16-5)...the Mavericks went 25-16 in the second half of the season, which was the best second-half record since 1989-90 when the team was 26-15...Michael Finley was one of only four players in the league who averaged more than 20 points, 5 rebounds and 5 assists (Kevin Garnett, Grant Hill and Gary Payton were the other three)...Finley led the NBA in minutes played at 42.2 a game...the Mavericks defeated every Western Conference opponent at least once for the first time since 1987-88.

	G-S	Min	Avg	Fg-Att	Pct	3Fg-Att	Pct	Fr-Att	Pct	Off	Def	Reb	Avg	Ast	Avg	Pf-D	Stl	To	Blk	Pts	Avg	Hi
Finley	82-82	3464	42.2	748-1636	.457	99-247	.401	260-317	.820	122	396	518	6.3	438	5.3	171-1	109	196	32	1855	22.6	38
Nowitzki	82-81	2938	35.8	515-1118	.461	116-306	.379	289-348	.830	102	430	532	6.5	203	2.5	256-4	63	141	68	1435	17.5	32
Ceballos	69-25	2064	29.9	447-1002	.446	44-134	.328	209-248	.843	172	290	462	6.7	90	1.3	165-3	56	125	24	1148	16.6	39
Trent	11-11	301	27.4	70-142	.493	0-2	.000	11-21	.524	20	32	52	4.7	22	2.0	28-0	8	25	3	151	13.7	22
Strickland	68-67	2025	29.8	316-730	.433	73-186	.392	162-195	.831	69	254	323	4.8	211	3.1	190-3	105	102	13	867	12.8	36
Pack	29-22	665	22.9	96-230	.417	4-11	.364	63-78	.808	7	35	42	1.4	168	5.8	44-0	31	76	3	259	8.9	27
Nash	56-27	1532	27.4	173-363	.477	60-149	.403	75-85	.882	34	87	121	2.2	272	4.9	122-1	37	102	3	481	8.6	24
Bradley	77-54	1901	24.7	266-555	.479	1-5	.200	114-149	.765	160	337	497	6.5	60	0.8	260-7	71	74	190	647	8.4	26
Davis	79-15	1817	23.0	217-464	.468	82-167	.491	67-77	.870	17	117	134	1.7	141	1.8	109-0	24	70	3	583	7.4	27
Buckner	48-1	923	19.2	111-233	.476	10-26	.385	43-63	.683	56	118	174	3.6	55	1.1	148-1	38	36	20	27	5.7	25
Rooks	71-13	1001	14.1	122-283	.431	0-0	.000	65-89	.730	82	166	248	3.5	68	1.0	169-0	29	70	52	309	4.4	13
Jones (Tot)	55-1	612	11.1	80-208	.385	41-114	.360	32-48	.667	12	43	55	1.0	96	1.7	34-0	18	40	1	233	4.2	18
Jones (Dal)	42-0	416	9.9	55-154	.357	30-91	.330	25-39	.641	12	27	39	0.9	57	1.4	21-0	12	25	1	165	3.9	18
Sundov	14-0	61	4.4	12-31	.387	0-0	.000	2-2	1.000	5	7	12	0.9	2	0.1	16-0	2	4	2	26	1.9	4
Hughes*	21-0	224	10.7	35-72	.486	0-1	.000	12-26	.462	24	25	49	2.3	9	0.4	30-0	3	14	1	82	3.9	13
Rodman*	12-12	389	32.4	12-31	.387	0-1	.000	10-14	.714	48	123	171	14.3	14	1.2	41-2	2	19	1	34	2.8	6
Jackson*	1-0	1	1.0	0-0	.000	0-0	.000	0-0	.000	0	0	0	0.0	0	0.0	0-0	0	0	0	0	0.0	0
Rhodes*	1-0	8	8.0	0-3	.000	0-0	.000	0-0	.000	1	0	1	1.0	0	0.0	0-0	2	2	0	0	0.0	0
Mavericks	82	19730	-	3195-7047	.453	519-1326	.391	1407-1751	.804	931	2444	3375	41.2	1810	22.1	1770-22	592	1124	416	8316	101.4	125
Opponents	82	19730	-	3225-7053	.457	429-1244	.345	1484-2005	.740	1251	2719	3970	48.4	1901	23.2	1814-12	604	1318	416	8363	102.0	130





1999-2000 SEASON STATISTICS & RESULTS

No	Date	H-R	W-L	Opponent	Score	Home Record	Road Record	Total Record	Sk	Dallas Hi Scorer	Pt	Dallas Mf/Dn	Rb	Dallas Hi Assists	Ast	Opponent Hi Scorer	Pt	Attend
1	11/2	H	W	Golden State	108-96	1-0	0-0	1-0	W1	Ceballos	27	Mf/Dn	7	Strickland	5	Starks	20	12,848
2	11/4	R	L	Seattle	96-106	1-0	0-1	1-1	L1	Ceballos	34	Bradley	8	Pack	11	Baker/M'well	22	16,140
3	11/6	R	W	Golden State	120-97	1-0	1-1	2-1	W1	Finley	23	Ceballos	13	Pack	8	J'son/Mills	21	12,708
4	11/7	R	L	L.A. Lakers	97-105	1-0	1-2	2-2	L1	Finley	29	Nowitzki	9	Nash	7	O'Neal	30	18,068
5	11/9	H	L	L.A. Lakers	101-123	1-1	1-2	2-3	L2	Finley/S'land	19	Ceballos/Rooks	7	Strickland	4	O'Neal	27	17,349
6	11/11	R	L	Miami	105-128	1-1	1-3	2-4	L3	Nowitzki	23	Nowitzki	9	Dn/Sn/Rp	5	Mashburn	34	14,683
7	11/13	H	W	Orlando	125-117	2-1	1-3	3-4	W1	Finley	28	Ceballos	12	Pack	10	Galting	31	12,558
8	11/16	H	W	Houston	114-95	3-1	1-3	4-4	W2	Finley	28	Finley	13	Pack	10	Drew	15	14,371
9	11/17	R	L	Charlotte	99-104	3-1	1-4	4-5	L1	Pack	27	Ceballos	14	Pack	14	Jones	24	15,137
10	11/19	H	L	Sacramento	94-103	3-2	1-4	4-6	L2	Finley	24	Finley	12	Finley	8	Webber	24	15,507
11	11/20	R	L	San Antonio	90-106	3-2	1-5	4-7	L3	Finley	19	Nowitzki	12	Davis	7	Jackson	23	16,596
12	11/23	R	L	Houston	99-119	3-2	1-6	4-8	L4	Nowitzki	31	Finley	8	Davis/Finley	6	Barkley	26	15,088
13	11/24	R	L	Orlando	100-112	3-2	1-7	4-9	L5	Finley	35	N'zki/S'land	9	Strickland	11	Armstrong	33	12,741
14	11/27	H	W	Chicago	95-83	4-2	1-7	5-9	W1	Finley	24	Ceballos	7	Nash/S'land	7	Brand	18	14,436
15	11/29	R	L	New York	82-107	4-2	1-8	5-10	L1	Finley	20	Finley	8	Nowitzki	6	Ward	25	19,763
16	11/30	R	L	Cleveland	99-106	4-2	1-9	5-11	L2	Davis	27	Finley	12	Finley	11	Kemp	25	11,033
17	12/2	R	W	Chicago	101-95	4-2	2-9	6-11	W1	Finley	30	Finley	9	Davis	6	Artest	20	22,109
18	12/4	R	W	Minnesota	103-84	4-2	3-9	7-11	W2	Finley	32	Ceballos	12	Finley	5	Garnett	20	16,490
19	12/5	R	L	Milwaukee	97-103	4-2	3-10	7-12	L1	Finley	29	Nowitzki	10	Nowitzki	6	Allen	20	12,214
20	12/7	H	L	Vancouver	95-104	4-3	2-11	7-13	L2	Nowitzki	31	Ceballos	12	Pack	12	Abdur-Rahim	26	11,552
21	12/8	R	L	Utah	79-85	4-3	3-11	7-14	L3	Ceballos	19	Finley	10	Finley	8	Malone	29	18,090
22	12/11	H	W	Phoenix	120-115	5-3	3-11	8-14	W1	Finley	33	Finley	14	Pack	11	Robinson	28	14,444
23	12/14	H	L	San Antonio	93-111	5-4	3-11	8-15	L1	Ceballos	27	Ceballos	10	Pack	8	Duncan	29	13,685
24	12/16	H	L	New York	93-100	5-5	3-11	8-16	L2	Nowitzki	24	Bradley	10	Finley/Pack	7	Houston	31	13,796
25	12/18	H	L	Minnesota	104-108	5-6	3-11	8-17	L3	Finley	25	Bradley/Finley	10	Finley	7	Garnett	27	13,702
26	12/20	H	L	Miami	89-92	5-7	3-11	8-18	L4	Trent	22	Bradley	10	Finley/Trent	4	Brown	25	14,049
27	12/23	R	W	Phoenix	111-110	5-7	4-11	9-18	W1	Finley	33	Finley	13	Finley	13	Robinson	30	19,023
28	12/26	R	L	Sacramento	111-118	5-7	4-12	9-19	L1	Finley	23	Finley	8	Finley	8	Webber	31	17,317
29	12/27	R	L	L.A. Lakers	106-108	5-7	4-13	9-20	L2	Nowitzki	30	Trent	13	Finley	8	O'Neal	35	18,997
30	12/30	H	L	Toronto	104-109	5-8	4-13	9-21	L3	Nowitzki	32	Finley	7	Jones	9	McGrady	24	16,490
31	1/4	R	L	Denver	96-98	5-8	4-14	9-22	L4	Finley	28	Finley	8	Finley	10	McDyess	27	10,549
32	1/6	H	L	Utah	92-105	5-9	4-14	9-23	L5	Finley	30	Ceballos	14	Finley	8	Malone	24	12,218
33	1/8	H	W	Atlanta	95-85	6-9	4-14	10-23	W1	Finley	28	Ceballos	14	Finley	9	Rider	24	12,814
34	1/10	R	L	Portland	94-107	6-9	4-15	10-24	L1	Nowitzki	19	Ceballos	11	Finley	5	Sp/Ds/Ds	17	19,980
35	1/11	R	W	Golden State	109-102	6-9	5-15	11-24	W1	Ceballos	29	Ceballos	12	Finley	10	Jamison	28	9,887
36	1/15	H	W	Portland	113-105	7-9	5-15	12-24	W2	Finley	32	Ceballos	11	Finley	8	Pippen	22	18,148
37	1/17	H	L	Houston	111-121	7-10	5-15	12-25	L1	Ceballos	39	Ceballos	9	Strickland	7	Francis	31	15,080
38	1/19	R	W	Washington	104-86	7-10	6-15	13-25	W1	Finley	23	Nowitzki	9	Finley	9	Murray	17	11,358
39	1/22	R	L	New Jersey	95-98	7-10	6-16	13-26	L1	Ceballos	36	Bradley	11	Finley	9	Gill	23	13,682
40	1/23	R	W	Detroit	99-91	7-10	7-16	14-26	W1	Ceballos	22	Ceballos/Finley	10	Finley/S'land	6	Stackhouse	36	13,047
41	1/25	H	W	Golden State	117-103	8-10	7-16	15-26	W2	Finley	30	Bradley	12	Finley	10	Jamison	33	13,164
42	1/27	H	W	L.A. Clippers	99-90	9-10	7-16	16-26	W3	Nowitzki	24	Bradley	10	Finley	10	Anderson	35	11,927
43	1/29	H	W	Denver	107-96	10-10	7-16	17-26	W4	Ceballos	31	Ceballos	10	Strickland	6	Stith	27	16,674
44	2/1	H	L	Philadelphia	100-101	10-11	7-16	17-27	L1	Ceballos	26	Ceballos	12	Nash	8	Iverson	29	13,506
45	2/3	H	W	Charlotte	106-96	11-11	7-16	18-27	W1	Finley	32	Finley	9	Nash	6	Jones	21	11,126
46	2/5	R	W	L.A. Clippers	119-106	11-11	8-16	19-27	W2	Strickland	24	Finley	10	Finley	9	Taylor	17	13,646
47	2/6	R	W	Vancouver (Ot)	103-99	11-11	9-16	20-27	W3	Finley	34	Strickland	9	Nash	7	Abdur-Rahim	36	14,861
48	2/9	H	L	Seattle	106-117	11-12	9-16	20-28	L1	Ceballos/Finley	26	Rodman	13	Finley/S'land	5	Lewis	30	18,203
49	2/15	H	L	Milwaukee	99-112	11-13	9-16	20-29	L2	Bradley	20	Rodman	16	Finley	6	Robinson	29	11,912
50	2/17	H	W	Detroit	106-97	12-13	9-16	21-29	W1	Nowitzki	22	Nowitzki	12	Strickland	7	Stackhouse	22	16,241
51	2/20	R	W	Toronto	100-96	12-13	10-16	22-29	W2	Ceballos/Finley	23	Rodman	16	Nash	4	Carter	24	19,800
52	2/21	R	L	Indiana	93-94	12-13	10-17	22-30	L1	Nowitzki	23	Rodman	18	Finley/Nowitzki	5	Rose	28	18,345
53	2/24	H	L	Utah	85-92	12-14	10-17	22-31	L2	Ceballos	26	Rodman	12	Finley	6	Russell	25	18,187
54	2/26	H	W	Denver	98-96	13-14	10-17	23-31	W1	Ceballos/Pack	22	Rodman	14	Pack	12	McDyess	22	18,187
55	2/28	R	W	Boston	108-100	13-14	11-17	24-31	W2	Nowitzki	26	Rodman	16	Nash/Pack	8	Walker	23	16,981
56	2/29	R	L	Philadelphia	87-106	13-14	11-18	24-32	L1	Finley	15	Rooks	11	Pack	4	Iverson	35	17,586
57	3/2	H	L	New Jersey	102-103	13-15	11-18	24-33	L2	Strickland	31	Rodman	21	Pack	9	Marbury	25	13,757
58	3/4	R	L	Phoenix	96-110	13-15	11-19	24-34	L3	Ceballos	33	Rodman	19	Pack	9	Rogers	29	19,023
59	3/6	R	L	Sacramento	109-130	13-15	11-20	24-35	L4	Ceballos	27	Rodman	8	Finley	5	Webber	22	17,317
60	3/7	R	L	Seattle	86-101	13-15	11-21	24-36	L5	Finley	31	Rodman	15	Mf/Dn/Sn	5	Patterson	32	13,621
61	3/9	H	L	Minnesota	79-100	13-16	11-21	24-37	L6	Bradley	26	Bradley	9	Finley	5	Garnett	22	13,435
62	3/11	H	W	Phoenix	104-99	14-16	11-21	25-37	W1	Strickland	36	Bradley	12	Pack	8	Robinson	29	18,187
63	3/14	H	W	Indiana	111-90	15-16	11-21	26-37	W2	Nowitzki	28	Buckner	11	Finley	11	Best	26	15,761
64	3/16	R	W	San Antonio	110-88	15-16	12-21	27-37	W3	Strickland	26	Rooks	11	Nash	11	Robinson	20	23,592
65	3/18	H	L	Boston	99-104	15-17	12-21	27-38	L1	Finley	28	Nowitzki	11	Nash/S'land	6	Walker	29	17,102
66	3/19	R	W	Atlanta	89-85	15-17	13-21	28-38	W1	Finley	31	Bradley/Finley	7	Nash/S'land	5	Henderson	24	10,377
67	3/21	H	W	San Antonio	97-96	16-17	13-21	29-38	W2	Finley	24	Bradley	8	Nash	4	Robinson	30	15,578
68	3/23	H	L	Cleveland	98-104	16-18	13-21	29-39	L1	Finley	29	Finley	10	Nash	6	Kemp	22	13,043
69	3/25	H	L	Washington	86-93	16-19	13-21	29-40	L2	Nowitzki	18	Bradley	14	Nash	7	Whitney	29	15,403
70	3/27	R	W	Utah	113-105	16-19	14-21	30-40	W1	Finley	31	Nowitzki	17	Nash	11	Malone	26	19,911
71	3/28	R	W	L.A. Clippers	112-102	16-19	15-21	31-40	W2	Finley/N'zki	20	Finley	12	Finley	10	Piatkowski	28	10,157
72	3/30	R	L	Portland	85-96	16-19	15-22	31-41	L1	Finley	30	Finley	7	Nash	7	Wallace	20	20,399
73	4/2	R	W	Vancouver	100-86	16-19	16-22	32-41	W1	Nowitzki	22	Bradley	10	Nash	10	Abdur-Rahim	33	12,941
74	4/4	H	W	Sacramento	105-102	17-19	16-22	33-41	W2	Finley	38	Bradley	7	Nash	10	Williamson	20	14,029
75	4/6	R	W	Denver (Ot)	116-115	17-19	17-22	34-41	W3	Nowitzki	32	Nowitzki	9	Nash	10	McCloud	23	14,673
76	4/8	H	W	L.A. Clippers	98-96	18-19	17-22	35-41	W4	Finley/S'land	19	Finley	8	Finley/Nash	7	Nesby	29	13,552
77	4/11	H	W	Portland	92-81	19-19	17-22	36-41	W5	Finley	24	Nowitzki	14	Nash	6	Wallace	13	14,005
78	4/13	R	L	Houston	102-111	19-19	17-23	36-42	L1	Finley	35	B'ley/B'ner	9	Finley	9	Williams	21	14,634
79	4/14	H	W	Seattle	117-103	20-19	17-23	37-42	W1	Strickland								



1998-1999

TOP ROW L-R PRESIDENT/CEO TERDEMA USSERY, ASSISTANT COACH CHARLIE PARKER, GENERAL MANAGER/HEAD COACH DON NELSON, A.C. GREEN, CHRIS ANSTEY, HOT ROD WILLIAMS, SHAWN BRADLEY, DIRK NOWITZKI, BRUNO SUNDQVIST, ANSU SESAY, ASSISTANT COACH DONN NELSON, ASSISTANT COACH SCOTT ROTH

BOTTOM ROW L-R HEAD ATHLETIC TRAINER ROGER HINDS, ASSISTANT ATHLETIC TRAINER STEVE SMITH, ERICK STRICKLAND, HUBERT DAVIS, STEVE NASH, MICHAEL FINLEY, CEDRIC CEBALLOS, ROBERT PACK, SAMAKI WALKER, GARY TRENT, STRENGTH AND CONDITIONING COACH CHAD LEWIS

SEASON NOTEBOOK

Won 19, lost 31 (fifth, Midwest)...Dallas' .381 winning percentage extended over 82 games would have equated to 31 wins...the winning percentage was the highest since a 36-56 (.439) record in 1994-95...the Mavericks finished with a 15-10 record at Reunion Arena, their best home mark since going 30-11 in 1989-90...For the second year in a row, Michael Finley led the Mavericks in scoring (20.2) and minutes (41.0)...Hubert Davis finished the season ranked third in the NBA in three-point shooting percentage (.451)...Finley ranked third in the NBA in minutes...Shawn Bradley finished the season with 159 blocks...he was second in the NBA (behind Alonzo Mourning) with 3.24 blocks per game...Dallas missed 144 player games due to injury/illness...the Mavericks finished April 8-7, their first winning month since going 10-6 in March of 1995...rookie Dirk Nowitzki capped off his season with 8 double-doubles in his last 12 games.

	G-S	Min	Avg	Fg-Att	Pct	3Fg-Att	Pct	Ft-Att	Pct	Off	Def	Reb	Avg	Ast	Avg	PF-D	Stl	To	Blk	Pts	Avg	Hi
Finley	50-50	2051	41.0	389-876	.444	45-136	.331	186-226	.823	69	194	263	5.3	218	4.4	96-1	66	107	15	1009	20.2	36
Trent	45-23	1362	30.3	287-602	.477	0-5	.000	145-235	.617	127	224	351	7.8	77	1.7	122-1	29	66	23	719	16.0	33
Ceballos	13-53	52	27.1	59-140	.421	11-28	.393	34-49	.694	23	62	85	6.5	12	0.9	23-1	7	28	5	163	12.5	26
Davis	50-21	1378	27.6	174-397	.438	65-144	.451	44-50	.880	3	83	86	1.7	89	1.8	76-0	21	57	3	457	9.1	21
Pack	25-04	68	18.7	75-174	.431	0-4	.000	72-88	.818	9	27	36	1.4	81	3.2	41-0	20	49	1	222	8.9	31
Bradley	49-33	1294	26.4	167-348	.480	0-4	.000	86-115	.748	130	262	392	8.0	40	0.8	153-2	35	56	159	420	8.6	20
Nowitzki	47-24	958	20.4	136-336	.405	14-68	.206	99-128	.773	41	121	162	3.4	47	1.0	105-5	29	73	27	385	8.2	29
Nash	40-40	1269	31.7	114-314	.363	49-131	.374	38-46	.826	32	82	114	2.9	219	5.5	98-2	37	83	2	315	7.9	22
Strickland	33-25	67	17.2	89-221	.403	18-59	.305	53-65	.815	12	71	83	2.5	64	1.9	44-0	40	36	2	249	7.5	20
Walker	39-25	68	14.6	88-190	.463	0-1	.000	53-98	.541	46	97	143	3.7	6	0.2	87-3	9	37	16	229	5.9	16
Green	50-35	924	18.5	108-256	.422	0-8	.000	30-52	.577	82	146	228	4.6	25	0.5	69-0	28	19	8	246	4.9	19
Anstey	41-44	70	11.5	50-139	.360	0-7	.000	34-48	.708	35	62	97	2.4	27	0.7	98-1	18	26	13	134	3.3	12
Sundqvist	3-0	11	3.7	2-7	.286	0-0	—	0-0	—	0	0	0	0.0	1	0.3	4-0	0	1	0	4	1.3	4
Williams	25-11	403	16.1	11-33	.333	0-0	—	7-10	.700	36	47	83	3.3	15	0.6	49-0	13	13	18	29	1.2	6
Mavericks	50	12075	-	1749-4033	.434	202-595	.339	881-1210	.728	645	1478	2123	42.5	921	18.4	1065-16	352	692	292	4581	91.6	112
Opponents	50	12075	-	1815-4037	.450	216-686	.315	855-1193	.717	660	1519	2179	43.6	1073	21.5	1042-4	361	699	244	4701	94.0	115






1998-99 SEASON STATISTICS & RESULTS

No	Date	H-R	W-L	Opponent	Score	Home Record	Road Record	Total Record	Sk	Dallas Hi Scorer	Pt	Dallas Hi Rebr	Rb	Dallas Hi Assists	Ast	Opponent Hi Scorer	Pt	Attend
1	2/5	R	L	Seattle (ot)	86-92	0-0	0-1	0-1	L1	Ceballos	16	Green	11	Finley/Nash	5	Payton	28	17,072
2	2/7	R	W	Golden State (2ot)	102-99	0-0	1-1	1-1	W1	Ceballos	26	Nowitzki	12	Nash	12	Cummings	23	12,039
3	2/9	H	L	Utah	79-90	0-1	1-1	1-2	L1	Ceballos	19	Nowitzki	9	Nash	4	Malone	31	17,070
4	2/11	H	L	Houston	95-105	0-2	1-1	1-3	L2	Pack	31	Bradley	8	Finley	4	Dickerson	21	18,121
5	2/12	R	L	Denver	94-100	0-2	1-2	1-4	L3	Finley	28	Green	8	Nash	9	Van Exel	27	10,012
6	2/14	R	L	Vancouver	92-96	0-2	1-3	1-5	L4	Nash	18	Bradley	10	Nash	9	Mack	26	16,059
7	2/15	R	L	Portland	84-99	0-2	1-4	1-6	L5	Finley	21	Walker	6	Nash	4	Sabonis	16	18,231
8	2/17	R	L	L.A. Lakers	88-101	0-2	1-5	1-7	L6	Trent	15	Ceballos	8	Pack	7	O'Neal	24	13,492
9	2/19	R	L	Golden State	79-84	0-2	1-6	1-8	L7	Finley	19	Bradley	11	Finley/Nash	4	Starks	16	11,432
10	2/20	R	W	L.A. Clippers	105-90	0-2	2-6	2-8	W1	Finley	31	Trent	16	Nash	6	Piatkowski	16	10,946
11	2/22	R	L	Phoenix	83-101	0-2	2-7	2-9	L1	Ceballos	21	Bradley	7	Pack	5	Chapman	18	18,596
12	2/23	H	W	Atlanta	89-85	1-2	2-7	3-9	W1	Finley	22	Trent	10	Pack	8	Blaylock	22	13,387
13	2/25	H	W	Denver	90-81	2-2	2-7	4-9	W2	CC/MF	20	Ceballos	13	Nash	5	Van Exel	16	13,203
14	2/26	R	L	Utah	65-80	2-2	2-8	4-10	L1	Pack	18	Walker	8	Finley	3	Russell	17	19,911
15	2/27	H	W	Sacramento	97-90	3-2	2-8	5-10	W1	Trent	29	Trent	16	Pack	6	Divac	20	15,009
16	3/2	H	W	L.A. Clippers	112-99	4-2	2-8	6-10	W2	Finley	20	Green	12	Finley	9	Taylor	18	13,492
17	3/4	H	L	San Antonio	79-95	4-3	2-8	6-11	L1	Trent	14	Nowitzki	6	Finley	6	Duncan	26	14,719
18	3/5	R	L	Utah	95-106	4-3	2-9	6-12	L2	Finley	29	Finley/Trent	8	Trent	5	Malone	30	19,539
19	3/7	R	L	Sacramento	89-94	4-3	2-10	6-13	L3	Finley/Trent	18	Trent	14	Nash	7	Webber	18	14,715
20	3/9	H	L	Phoenix	91-103	4-4	2-10	6-14	L4	Finley	22	Bradley	14	Finley	12	Robinson	18	12,714
21	3/11	H	W	Orlando	93-76	5-4	2-10	7-14	W1	Trent	21	Green	11	Nash	11	Anderson	18	14,553
22	3/13	H	W	Vancouver	91-74	6-4	2-10	8-14	W2	Finley	21	Bradley	10	Nash	10	ABD-Rahim/Lopez	21	14,184
23	3/15	H	L	Portland	91-106	6-5	2-10	8-15	L1	Finley	21	Green	8	Finley	6	Rider	30	14,046
24	3/17	R	L	New Jersey	87-88	6-5	2-11	8-16	L2	Finley/Trent	21	Trent	16	Finley/Nash	4	Marbury	29	14,975
25	3/19	R	L	Detroit	87-94	6-5	2-12	8-17	L3	Finley	18	SB/MF/ES	6	Finley	8	Stackhouse	15	18,152
26	3/20	H	W	Sacramento	104-90	7-5	2-12	9-17	W1	MF/SN/GT	22	Trent	11	Finley	9	Abdul-Wahad	16	16,161
27	3/22	H	L	L.A. Lakers	93-96	7-6	2-12	9-18	L1	Finley	23	Green	10	Nash	8	O'Neal	25	18,121
28	3/24	H	L	Houston	78-88	7-7	2-12	9-19	L1	Bradley	20	Bradley	13	Finley	8	Olajuwon	24	15,111
29	3/26	H	W	Denver	98-79	8-7	2-12	10-19	W1	Finley	27	Bradley	8	Strickland	4	McDyess	16	13,096
30	3/27	R	L	San Antonio	77-99	8-7	2-13	10-20	L1	Finley	17	Bradley	12	Nash	5	Duncan	21	25,921
31	3/29	H	L	Seattle	101-109	8-8	2-13	10-21	L2	Trent	20	Walker	13	Strickland	7	Payton/Schrempf	20	13,311
32	3/30	R	L	Minnesota	78-98	8-8	2-14	10-22	L3	Trent	16	Trent	11	Nash	10	Garnett/Brandon	22	15,609
33	4/1	H	W	L.A. Clippers	93-84	9-8	2-14	11-22	W1	Trent	23	Bradley	13	Nash	9	Murray	17	13,336
34	4/5	R	L	Minnesota	93-100	9-8	2-15	11-23	L1	Trent	26	Trent	8	Nash	7	Garnett/Mitchell	18	14,107
35	4/7	R	L	Miami	87-93	9-8	2-16	11-24	L2	Trent	27	Trent	13	Nash	5	Brown	23	15,200
36	4/10	H	L	Golden State	90-91	9-9	2-16	11-25	L3	Trent	33	Bradley	13	Finley	6	Coles/Cummings	14	14,218
37	4/13	H	W	San Antonio	92-86	10-9	2-16	12-25	W1	Finley	25	Nowitzki	13	Nash	12	Robinson	22	13,142
38	4/15	H	W	Minnesota	101-95	11-9	2-16	13-25	W2	Finley	34	Bradley/Trent	9	Nash	6	Smith	21	13,034
39	4/16	R	L	Phoenix	85-92	11-9	2-17	13-26	L1	Nowitzki	29	Nowitzki	8	Pack	7	Kidd	24	18,623
40	4/17	H	L	Portland	94-102	11-10	2-17	13-27	L2	Finley/Trent	24	Trent	10	Finley	5	Anthony	23	13,358
41	4/20	H	W	Phoenix	104-100	12-10	2-17	14-27	W1	Finley	36	Bradley/Finley	10	HD/MF/DN	4	Kidd/Robinson	17	18,121
42	4/21	R	W	Houston	109-95	12-10	3-17	15-27	W2	Finley	27	Bradley/Trent	10	Finley	11	Olajuwon	27	16,285
43	4/22	R	L	San Antonio	76-103	12-10	3-18	15-28	L1	Finley	20	Anstey	10	Tied with	2	Robinson	18	18,720
44	4/24	R	L	Sacramento	102-105	12-10	3-19	15-29	L2	Trent	32	Trent	14	Finley	8	Divac	28	17,317
45	4/26	H	W	Chicago	101-93	13-10	3-19	16-29	W1	Finley	28	Bradley	17	Davis/Trent	5	Kukoc	26	13,011
46	4/27	H	W	Vancouver	84-75	14-10	3-19	17-29	W2	Trent	20	Bradley	12	Davis/Finley	5	Bibby	22	12,650
47	4/29	R	W	Houston	91-81	14-10	4-19	18-29	W3	Finley/Nowitzki	22	Bradley	11	Davis	6	Pippen	16	16,285
48	5/1	H	W	Golden State	105-94	15-10	4-19	19-29	W4	Finley	31	Bradley	15	Davis/Strickland	6	Marshall	36	15,669
49	5/3	R	L	L.A. Lakers	102-115	15-10	4-20	19-30	L1	Finley	24	Anstey	7	Strickland	6	O'Neal	26	17,505
50	5/4	R	L	Seattle	100-110	15-10	4-21	19-31	L2	Finley	34	Bradley	15	Finley	6	Payton	24	17,072





1997-1998

TOP ROW L-R ASSISTANT COACH CHARLIE PARKER, GENERAL MANAGER/HEAD COACH DON NELSON, MARTIN MÜÜRSEPP, ACE CUSTIS, CHRIS ANSTEY, ERIC RILEY, SHAWN BRADLEY, A.C. GREEN, SAMAKI WALKER, KURT THOMAS, BUBBA WELLS, ASSISTANT COACH DONN NELSON

BOTTOM ROW L-R ASSISTANT ATHLETIC TRAINER STEVE SMITH, KHALID REEVES, ROBERT PACK, HUBERT DAVIS, MICHAEL FINLEY, CEDRIC CEBALLOS, ERICK STRICKLAND, SHAWN RESPERT, ASSISTANT STRENGTH COORDINATOR & EQUIPMENT MANAGER CHAD LEWIS, ATHLETIC TRAINER ROGER HINDS. NOT PICTURED: ASSISTANT COACH SCOTT ROTH

SEASON NOTEBOOK

Won 20, lost 62 (fifth, Midwest)...Dallas was 4-4 in overtime games and only Milwaukee (5-4) and Minnesota (5-4) played in more overtime games in 1997-98...the Mavericks were 10-6 when scoring 100-plus points, and 4-2 when shooting better than .500 from the field...the Mavericks finished 8-8 in the month of March, having been 11-46 prior to March...that was the Mavericks' first .500 month since March of 1995...1997-98 marked the first time in club history that three different Mavericks ranked in the top five among league leaders in three different categories (Finley - 1st in minutes, Bradley - 3rd in blocks, Davis - 4th in 3-point percentage)...Michael Finley was the only Maverick to start every game...14 different Mavericks started at least one game and 18 different players saw action for Dallas...the Mavericks missed a club-record 363 player-games due to injury/illness (was 246 in 1992-93).


	G-S	Min	Avg	Fg-Att	Pct	3Fg-Att	Pct	Fi-Att	Pct	Off	Def	Reb	Avg	Ast	Avg	Pf-D	Shl	To	Blk	Pts	Avg	Hi
Finley	82-82	3394	41.4	675-1505	.449	87-244	.357	326-416	.784	149	289	438	5.3	405	4.9	163-0	132	219	30	1763	21.5	39
Bradley	64-46	1822	28.5	300-711	.422	1-3	.333	130-180	.722	164	354	518	8.1	60	0.9	214-9	51	96	214	731	11.4	26
Ceballos (Tot)	47-25	990	21.1	204-415	.492	21-70	.300	107-145	.738	75	146	221	4.7	60	1.3	88-0	33	72	16	536	11.4	25
Ceballos (Dal)	12-9	364	30.3	75-157	.478	8-20	.300	47-61	.770	24	48	72	6.0	25	2.1	29-0	11	33	8	203	16.9	25
Davis	81-30	2378	29.4	350-767	.456	101-230	.439	97-116	.836	34	135	169	2.1	157	1.9	117-0	43	88	5	898	11.1	25
Walker	41-19	1027	25.0	156-321	.486	0-1	.000	53-97	.546	96	206	302	7.4	24	0.6	127-2	30	61	40	365	8.9	26
Reeves	82-54	1950	23.8	248-593	.418	56-152	.368	165-213	.775	54	131	185	2.3	230	2.8	195-3	80	130	10	717	8.7	28
Pack	12-10	292	24.3	33-98	.337	3-6	.500	25-36	.694	8	26	34	2.8	42	3.5	17-0	20	38	1	94	7.8	23
Strickland	67-19	1505	22.5	199-558	.357	48-163	.294	65-84	.774	35	126	161	2.4	167	2.5	140-1	56	106	8	511	7.6	30
Thomas	5-0	73	14.6	17-45	.378	0-0	—	3-3	1.000	8	16	24	4.8	3	0.6	19-1	1	10	0	37	7.4	13
Green	82-68	2649	32.3	242-534	.453	-4	.000	116-162	.716	219	449	668	8.1	123	1.5	157-0	78	68	27	600	7.3	25
Respert (Tot)	57-4	911	16.0	130-293	.444	31-93	.333	48-61	.787	37	63	100	1.8	6	1.1	75-0	34	48	1	339	5.9	20
Respert (Dal)	10-0	215	21.5	36-84	.429	6-26	.231	4-7	.571	7	20	27	2.7	17	1.7	17-0	5	15	0	82	8.2	14
Anstey	41-8	680	16.6	92-231	.398	3-16	.188	53-74	.716	53	104	157	3.8	35	0.9	95-1	31	41	27	240	5.9	26
Müürsepp	41-7	603	14.7	83-191	.435	16-38	.421	51-67	.761	46	68	114	2.8	30	0.7	96-1	29	29	14	233	5.7	24
Riley	39-14	544	13.9	56-135	.415	0-1	.000	27-36	.750	43	90	133	3.4	22	0.6	80-0	15	37	46	139	3.6	16
Wells	39-2	395	10.1	48-116	.414	1-6	.167	31-43	.721	22	46	68	1.7	34	0.9	40-1	15	31	4	128	3.3	21
Scott*	52-42	1797	34.6	258-666	.387	94-273	.344	97-118	.822	39	158	197	3.8	129	2.5	121-1	43	92	32	707	13.6	33
Ollis*	16-0	214	13.4	14-42	.333	0-0	—	18-25	.720	6	15	21	1.3	32	2.0	16-0	6	16	0	46	2.9	11
Caldwell*	1-0	3	3.0	0-0	—	0-0	—	0-0	—	0	0	0	0.0	0	0.0	0-0	0	0	0	0	0	0
Mavericks	82	19905	-	2882-6754	.427	422-1183	.357	1308-1738	.753	1007	2281	3288	40.1	1535	18.7	1643-20	646	1182	466	7494	91.4	119
Opponents	82	19905	-	3138-6819	.460	386-1130	.342	1333-1868	.714	1223	2644	3867	47.2	1882	23.0	1608-6	658	1240	374	7995	97.5	124





1997-98 SEASON STATISTICS & RESULTS

No	Date	H-R	W-L	Score	Home	Road	Total	Dallas			Dallas			Dallas			Opponent		Pt	Attend
								Dal-Opp	Record	Record	Record	Sk	Hi Scorer	Pt	Hi Rebr	Rb	Hi Assists	Ast		
1	10/31	R	W	Vancouver	90-88	0-0	1-0	1-0	W1	Davis	18	Green	14	Finley	5	Abdur-Rahim	31	17,021		
2	11/1	R	W	Seattle	89-81	0-0	2-0	2-0	W2	Finley	20	Bradley	14	Ollie	5	Ellis	15	17,072		
3	11/4	H	W	Vancouver	92-87	1-0	2-0	3-0	W3	Finley	29	Green	13	Ko/Kr	7	Abdur-Rahim	28	14,285		
4	11/5	R	L	Charlotte	103-110	1-0	2-1	3-1	L1	Reeves	24	Green	12	Reeves	5	Rice	28	24,042		
5	11/8	H	L	Portland	94-101	1-1	2-1	3-2	L2	Bradley	26	Bradley	12	Ollie	6	Anderson	28	11,162		
6	11/11	H	L	L.A. Lakers	96-118	1-2	2-1	3-3	L3	Scott	27	Green	16	Green	8	O'Neal	37	13,722		
7	11/13	H	L	Philadelphia	98-99	1-3	2-1	3-4	L4	Bradley	20	Bradley	13	Reeves	8	Iverson	31	11,084		
8	11/15	H	L	Utah	77-85	1-4	2-1	3-5	L5	Finley	21	Bradley	14	Finley	7	Malone	26	14,323		
9	11/17	R	L	Portland	75-120	1-4	2-2	3-6	L6	Scott	12	Ds/Sw	7	Scott	4	Sabonis	24	20,033		
10	11/18	R	L	Sacramento	95-102	1-4	2-3	3-7	L7	Ag/Ds	20	Green	13	Ds/Es	4	Williamson	20	12,665		
11	11/20	H	L	Golden State (Ot)	97-101	1-5	2-3	3-8	L8	Scott	33	Bradley	17	Finley	10	Sprewell	28	14,042		
12	11/22	H	L	Milwaukee	62-83	1-6	2-3	3-9	L9	Finley	12	Bradley	14	Ollie	3	Brandon	18	11,425		
13	11/25	H	L	San Antonio	91-102	1-7	2-3	3-10	L10	Finley	20	Bradley	10	Finley	7	Robinson	22	11,557		
14	11/28	H	W	Toronto	93-91	2-7	2-3	4-10	W1	Scott	21	Green	14	Reeves	6	Christie	27	13,327		
15	11/29	R	L	San Antonio	87-96	2-7	2-4	4-11	L1	Finley	35	Finley	9	Kr/Ds	4	Robinson	18	16,270		
16	12/2	H	L	Atlanta	79-112	2-8	2-4	4-12	L2	Finley	18	Walker	15	Finley	6	Smith	28	10,170		
17	12/4	H	W	New York	105-91	3-8	2-4	5-12	W1	Finley	27	Green	11	5 Tied With	3	Ewing	20	12,666		
18	12/6	H	L	Houston	106-108	3-9	2-4	5-13	L1	Finley	35	Finley	7	Finley	6	Barkley	19	20,635		
19	12/9	H	L	L.A. Clippers	92-99	3-10	2-4	5-14	L2	Reeves	28	Green	7	Finley	7	Martin	18	9,532		
20	12/11	H	L	Orlando	90-100	3-11	2-4	5-15	L3	Finley	20	Walker	9	Reeves	4	Price	18	10,671		
21	12/12	R	L	Utah	66-68	3-11	2-5	5-16	L4	Mf/Ds	21	Green	7	Reeves	6	Malone	23	19,911		
22	12/14	R	L	L.A. Lakers	89-119	3-11	2-6	5-17	L5	Mf/Ds	18	Walker	8	Finley	5	Bryant	30	15,893		
23	12/16	R	L	Golden State	92-103	3-11	2-7	5-18	L6	Finley	26	Mf/Ag	10	Finley	7	Smith	28	8,225		
24	12/18	H	L	Phoenix	75-89	3-12	2-7	5-19	L7	Pack	23	Walker	16	Finley	4	Robinson	17	11,427		
25	12/20	H	L	Sacramento	88-89	3-13	2-7	5-20	L8	Scott	21	Green	10	Pack	8	Williamson	27	12,888		
26	12/22	R	L	New York	67-79	3-13	2-8	5-21	L9	Scott	18	Green	9	Pack	5	Houston	19	19,763		
27	12/23	R	L	Cleveland	85-99	3-13	2-9	5-22	L10	Finley	29	Scott	10	Scott	9	Anderson	24	14,309		
28	12/26	H	L	Washington	95-97	3-14	2-9	5-23	L11	Finley	23	Finley	10	Finley	5	Cheaney	21	12,201		
29	12/29	R	L	Chicago	105-111	3-14	2-10	5-24	L12	Finley	23	Bradley	10	Pack	4	Jordan	41	23,712		
30	12/30	R	L	Milwaukee (Ot)	98-105	3-14	2-11	5-25	L13	Finley	23	Green	13	Scott	8	Robinson	32	14,948		
31	1/2	R	L	Phoenix	85-92	3-14	2-12	5-26	L14	Finley	19	Walker	12	Hd/Mf/Rp	3	Kidd	20	19,023		
32	1/3	R	L	L.A. Clippers	88-97	3-14	2-13	5-27	L15	Finley	21	Ag/Sw	13	Mf/Hd	3	Barry/Murr	21	5,133		
33	1/6	H	W	Denver	108-90	4-14	2-13	6-27	W1	Scott	28	Walker	8	Mf/Sb	4	Jackson	17	8,833		
34	1/8	H	L	Sacramento	92-103	4-15	2-13	6-28	L1	Scott	23	Finley	10	Finley	6	Polynice	26	9,514		
35	1/10	H	L	Indiana	79-84	4-16	2-13	6-29	L2	Bradley	17	Bradley	14	Scott	5	Miller	24	15,510		
36	1/13	R	L	Houston	87-100	4-16	2-14	6-30	L3	Walker	26	Walker	13	Mf/Ds	5	Willis	30	16,285		
37	1/14	R	L	Atlanta	82-108	4-16	2-15	6-31	L4	Finley	25	Walker	7	Rp/Kr	5	Smith	29	8,592		
38	1/17	H	L	Minnesota (Ot)	110-113	4-17	2-15	6-32	L5	Finley	29	Green	10	Finley	7	Gugli/Garnet	22	15,327		
39	1/20	H	W	Seattle	107-98	5-17	2-15	7-32	W1	Strickland	30	Walker	9	Green	7	Schrempf	21	13,795		
40	1/23	R	L	San Antonio	75-81	5-17	2-16	7-33	L1	Scott	17	Walker	12	Mf/Kr	5	Robinson	17	15,465		
41	1/24	H	L	Charlotte	92-94	5-18	2-16	7-34	L2	Finley	24	Walker	20	Reeves	5	Mason/Rice	29	14,004		
42	1/27	H	W	Cleveland (Ot)	84-77	6-18	2-16	8-34	W1	Finley	39	Finley	10	Strickland	4	Kemp	22	9,730		
43	1/30	R	L	Utah	94-104	6-18	2-17	8-35	L1	Finley	27	Bradley	7	Hd/Mf/Es	3	Malone	29	19,911		
44	1/31	R	L	Denver	98-110	6-18	2-18	8-36	L2	Finley	38	Green	8	Hd/Mf	5	Newman	21	12,531		
45	2/2	H	W	Vancouver	104-90	7-18	2-18	9-36	W1	Finley	30	Finley	12	Scott	6	Reeves	19	11,049		
46	2/4	R	L	Boston	99-110	7-18	2-19	9-37	L1	Finley	18	Green	14	Kr/Es	3	Brown	32	17,159		
47	2/5	R	L	Toronto	93-101	7-18	2-20	9-38	L2	Finley	19	Bradley	12	Finley	6	Stoudamire	21	14,292		
48	2/10	R	L	New Jersey	81-90	7-18	2-21	9-39	L3	Finley	26	Bradley	16	Mf/Kr	2	Cassell	26	15,263		
49	2/11	R	L	Philadelphia	90-91	7-18	2-22	9-40	L4	Scott	24	Green	11	Mf/Kr	4	Iverson	27	11,648		
50	2/13	R	W	Indiana (20t)	85-82	7-18	3-22	10-40	W1	Finley	32	Bradley	13	Finley	6	Smits	12	16,408		
51	2/15	R	L	Minnesota (Ot)	99-105	7-18	3-23	10-41	L1	Finley	31	Green	15	Finley	8	Mitchell	25	19,949		
52	2/17	H	L	Phoenix	77-95	7-19	3-23	10-42	L2	Finley	22	Green	10	Hd/Mf/Es	2	Robinson	20	11,471		
53	2/19	H	L	San Antonio	81-87	7-20	3-23	10-43	L3	Wells	21	Bradley	15	Wells	7	Duncan	26	12,378		
54	2/21	H	L	Detroit	82-94	7-21	3-23	10-44	L4	Strick	19	Bradley	13	Finley	6	B. Williams	19	18,042		
55	2/25	R	L	Orlando	79-100	7-21	3-24	10-45	L5	Finley	16	Ag/Mf	6	Ca/Hd/Mf	4	Outlaw	29	16,921		
56	2/26	R	L	Miami	72-91	7-21	3-25	10-46	L6	Finley	31	Bradley	10	Davis	4	Hardaway	20	15,200		
57	2/28	R	W	Washington	103-77	7-21	4-25	11-46	W1	Finley	27	Sb/Ag	11	Finley	9	Strickland	27	18,232		
58	3/2	R	L	Detroit	94-100	7-21	4-26	11-47	L1	Cc/Mf	21	Riley	8	Ceballos	6	Hill	35	15,682		
59	3/3	R	W	Minnesota	110-99	7-21	5-26	12-47	W1	Ceballos	22	Bradley	9	Finley	9	Garnett	22	18,493		
60	3/5	H	W	L.A. Clippers	119-109	8-21	5-26	13-47	W2	Müürsepp	24	Riley	9	Reeves	6	Murray	24	10,497		
61	3/7	H	L	Miami	88-94	8-22	5-26	13-48	L1	Finley	24	Anstey	12	Finley	8	Hardaway	27	16,907		
62	3/10	R	L	Houston	91-97	8-22	5-27	13-49	L2	Finley	25	Green	7	Cc/Hd/Mf	4	Drexler	24	16,285		
63	3/12	H	W	Chicago (Ot)	104-97	9-22	5-27	14-49	W1	Finley	32	Green	17	Mf/Es	5	Jordan	26	18,255		
64	3/14	H	L	New Jersey	93-108	9-23	5-27	14-50	L1	Finley	18	Müürsepp	12	Finley	4	Gatling	24	14,309		
65	3/15	R	L	Phoenix	90-100	9-23	5-28	14-51	L2	Finley	20	Sb/Ag	7	Finley	12	Kidd	20	19,023		
66	3/17	H	W	Boston	99-93	10-23	5-28	15-51	W1	Anstey	26	Green	9	Finley	11	Walker	23	12,102		
67	3/19	H	W	Golden State (Ot)	88-82	11-23	5-28	16-51	W2	Bradley	18	Bradley	10	Finley	6	Damp/Jacksn	18	11,845		
68	3/21	H	L	Houston	95-103	11-24	5-28	16-52	L1	Finley	26	Bradley	9	Finley	7	Barkley	23	18,042		
69	3/23	H	W	Minnesota	91-87	12-24	5-28	17-52	W1	Finley	27	Bradley	12	Mf/Kr	7	Peeler	23	11,274		
70	3/25	R	W	Denver	105-94	12-24	6-28	18-52	W2	Finley	22	Green	11	Reeves	6	Newman	20	9,525		
71	3/27	H	L	Utah	90-99	12-25	6-28	18-53	L1	Hd/Mf	24	Strickland	6	Mf/Es	8	Malone	33	13,763		
72	3/29	R	L	L.A. Clippers	86-108	12-25	6-29	18-54	L2	Finley	24	Strickland	8	Finley	5	Murray	27	7,461		
73	3/31	R	W	Vancouver	104-101	12-25	7-29	19-54	W1	Ag/Mf	22	Riley	12	Finley	7	Abdur-Rahim	23	15,120		
74	4/2	R	L	Seattle	86-107	12-25	7-30	19-55	L1	Green	21	Green	9	Respert	8	Payton	27	17,072		
75	4/3	R	L	Portland	102-109	12-25	7-31	19-56	L2	Finley	32	Green	10	Reeves	7	Wallace	22	20,128		
76	4/5	R	L	Sacramento	99-105	12-25	7-32	19-57	L3	Finley	23	Müürsepp	14	Finley	9	Robnsn/Thrpe	22	14,861		
77	4/7	H	L	Portland	91-99	12-26	7-32	19-58	L4	Finley	24	Bradley	22	Davis	6	Rider	26	13,343		
78	4/9	H	L	Seattle	101-103	12-27	7-32	19-59	L5	Finley	27	Green	18	Finley	6	Payton	28	14,656		
79	4/11	H	W	Denver	99-81	13-27	7-32	20-59	W1	Bradley	18	Bradley	14	Finley	7	Fortson	16	13,675		
80	4/14	H	L	L.A. Lakers	95-111	13-28	7-32	20-60	L1	Finley	23									



1996-1997

TOP ROW L-R HEAD COACH JIM CLEAMONS, ASSISTANT COACH BUTCH BEARD, ASSISTANT COACH LANNY VAN EMAN, ED O'BANNON, SAMAKI WALKER, GREG DREILING, SHAWN BRADLEY, A.C. GREEN, KURT THOMAS, ASSISTANT COACH CHARLIE PARKER, ASSISTANT COACH/VIDEO COORDINATOR BOB SALMI, GENERAL MANAGER DON NELSON

BOTTOM ROW L-R ASSISTANT TRAINER STEVE SMITH, SASHA DANILOVIC, KHALID REEVES, ROBERT PACK, MICHAEL FINLEY, DEREK HARPER, ERICK STRICKLAND, MARTIN MÜRSEPP, STACEY KING, CHAD LEWIS, ASSISTANT COACH JACK NOLAN. NOT PICTURED: TRAINER ROGER HINDS

SEASON NOTEBOOK

Won 24, lost 58 (fourth, Midwest)...of the group that finished the season in Dallas, only two players made it from the start of training camp through the end of the season: Samaki Walker and Derek Harper

	G-5	Min	Avg	Fg-Att	Pct	3Fg-Att	Pct	Ft-Att	Pct	Off	Def	Reb	Avg	Ast	Pf-D	Shl	To	Blk	Pts	Avg	Hi	
Finley (Tot)	83-54	2790	33.6	475-1071	.444	101-280	.361	198-245	.808	88	284	372	4.5	224	2.7	138-0	68	164	24	1249	15.0	33
Finley (Dal)	56-36	1994	35.6	334-774	.432	87-225	.387	142-176	.807	54	198	252	4.5	156	2.8	96-0	50	120	20	897	16.0	33
Pack (Tot)	54-42	1782	33.0	272-693	.392	31-112	.277	196-243	.807	28	118	146	2.7	452	8.4	139-0	94	217	6	771	14.3	33
Pack (Dal)	20-11	597	29.9	79-219	.361	9-38	.237	62-73	.849	13	47	60	3.0	127	6.4	56-0	35	67	3	229	11.5	23
Bradley (Tot)	73-70	2288	31.3	406-905	.449	0-8	.000	149-228	.654	221	390	611	8.4	52	0.7	237-7	40	134	248	961	13.2	32
Bradley (Dal)	33-32	1060	32.1	207-449	.461	0-3	.000	68-106	.642	103	183	286	8.7	32	1.0	115-3	17	70	88	482	14.6	32
Danilovic (Tot)	56-42	1789	31.9	248-570	.435	85-236	.360	121-151	.801	29	107	136	2.4	102	1.8	160-2	54	116	9	702	12.5	23
Danilovic (Dal)	13-9	438	33.7	73-174	.420	22-60	.367	48-57	.842	8	26	34	2.6	2.5	1.9	37-0	15	22	1	216	16.6	23
Strickland	28-15	759	27.1	102-256	.398	28-92	.304	65-80	.813	21	69	90	3.2	68	2.4	75-3	27	66	5	297	10.6	25
Harper	75-29	2210	29.5	299-674	.444	60-176	.341	95-128	.742	30	107	137	1.8	321	4.3	144-0	92	132	12	753	10.0	29
Reeves (Tot)	63-30	1432	22.7	184-470	.391	83-227	.366	65-87	.747	34	85	119	1.9	226	3.6	159-3	34	108	9	516	8.2	25
Reeves (Dal)	13-12	384	29.5	43-111	.387	7-35	.200	9-12	.750	12	19	31	2.4	56	4.3	40-0	11	26	2	102	7.8	14
Green (Tot)	83-73	2492	30.0	234-484	.483	1-20	.050	128-197	.650	222	434	656	7.9	69	0.8	145-0	70	74	16	597	7.2	21
Green (Dal)	56-54	1944	34.7	173-356	.486	1-17	.059	97-149	.651	189	329	518	9.3	52	0.9	111-0	52	54	15	444	7.9	21
Thomas (Tot)	18-9	374	20.8	39-105	.371	0-1	.000	35-46	.761	31	76	107	5.9	9	0.5	67-3	12	25	9	113	6.3	18
Walker	43-12	602	14.0	83-187	.444	0-1	.000	48-74	.649	47	100	147	3.4	17	0.4	71-0	15	39	22	214	5.0	13
Mürsepp (Tot)	42-0	348	8.3	54-131	.412	4-24	.167	44-70	.629	35	32	67	1.6	20	0.5	58-1	12	18	11	156	3.7	18
Mürsepp (Dal)	32-0	321	10.0	49-117	.419	3-20	.150	38-56	.679	33	29	62	1.9	17	0.5	55-1	12	15	10	139	4.3	18
O'bannon (Tot)	64-5	809	12.6	93-279	.333	18-70	.257	31-35	.886	50	98	148	2.3	39	0.6	97-0	29	20	12	235	3.7	12
O'bannon (Dal)	19-0	175	9.2	17-72	.236	1-10	.100	11-12	.917	9	27	36	1.9	11	0.6	19-0	5	6	2	46	2.4	7
King (Tot)	11-0	103	9.4	11-22	.500	0-0	—	2-7	.286	11	16	27	2.5	1	0.1	14-0	2	6	1	24	2.2	6
King (Dal)	6-0	70	11.7	6-15	.400	0-0	—	0-4	.000	10	8	18	3.0	0	0.0	11-0	2	5	0	12	2.0	6
Gatling*	44-1	1191	27.1	309-580	.533	1-6	.167	221-313	.706	126	222	348	7.9	25	0.6	125-1	35	114	31	840	19.1	35
Jackson*	46-46	1676	36.4	260-588	.442	46-139	.331	148-188	.787	81	146	227	4.9	156	3.4	113-0	57	107	15	714	15.5	28
Mccloud*	41-26	1207	29.4	204-482	.423	78-205	.380	77-92	.837	29	114	143	3.5	92	2.2	106-1	52	52	8	563	13.7	28
Cassell*	16-13	398	24.9	70-165	.424	15-49	.306	42-50	.840	14	36	50	3.1	57	3.6	48-2	17	41	6	197	12.3	21
Mashburn*	37-21	975	26.4	140-376	.372	42-131	.321	72-111	.649	28	87	115	3.1	93	2.5	69-0	35	57	5	394	10.6	27
Kidd*	22-22	791	36.0	75-203	.369	21-65	.323	46-69	.667	30	60	90	4.1	200	9.1	42-0	45	66	8	217	9.9	25
Watson*	10-6	211	21.1	20-47	.426	3-9	.333	2-4	.500	14	15	29	2.9	2.3	2.0	18-0	11	15	2	45	4.5	10
Miller*	42-0	836	19.9	76-154	.494	0-1	.000	28-53	.528	82	151	233	5.5	58	1.4	133-1	34	70	50	180	4.3	13
Meyer*	19-16	259	13.6	34-78	.436	1-2	.500	9-12	.750	14	35	49	2.6	7	0.4	52-1	6	27	3	78	4.1	11
Dumas*	18-0	227	12.6	27-77	.351	3-24	.125	15-23	.652	3	11	14	0.8	22	1.2	36-0	10	15	1	72	4.0	15
Montross*	47-46	984	20.9	86-187	.460	0-0	—	10-34	.294	66	170	236	5.0	32	0.7	150-2	9	51	34	182	3.9	12
Dreiling*	40-3	389	9.7	34-74	.459	1-1	1.000	11-27	.407	19	57	76	1.9	11	0.3	65-1	8	9	7	80	2.0	9
Sasser*	2-0	7	3.5	1-4	.250	0-1	.000	0-0	—	1	0	1	0.5	1	0.5	0-0	1	0	0	2	1.0	2
Roberts*	12-0	40	3.3	6-15	.400	0-0	—	10-14	.714	2	8	10	0.8	0	0.0	2-0	0	5	1	22	1.8	6
Smith*	8-0	60	7.5	6-18	.333	1-6	.167	1-1	1.000	2	8	10	1.3	4	0.5	9-0	1	4	0	14	1.8	4
Mavericks	82	19805	2813-6452	.436	430-1316	.327	1375-1918	.717	1040	2262	3302	40.3	1663	20.3	1798-16	654	1324	351	7431	90.6	111	
Opponents	82	19805	2966-6469	.458	538-1444	.373	1482-1974	.751	1098	2428	3526	43.0	1794	21.9	1720-18	687	1284	433	7952	97.0	116	





1996-97 SEASON STATISTICS & RESULTS

No	Date	H-R	W-L	Opponent	Score	Home Record	Road Record	Total Record	Sk	Dallas Hi Scorer	Pt	Dallas Hi Rebr	Rb	Dallas Hi Scorer	Pt	Opponent Hi Rebr	Rb	Attend
1	11/1	R	W	Denver	92-91	0-0	1-0	1-0	W1	Jackson	28	Jackson	11	L. Ellis	21	Johnson	17	16,104
2	11/2	H	L	Sacramento	94-107	0-1	1-0	1-1	L1	Jackson	26	Miller	11	Richmond	24	Grant	15	18,042
3	11/5	R	L	Toronto	96-100	0-1	1-1	1-2	L2	Gatling	22	Gatling	11	Williams	34	Rogers	12	17,065
4	11/6	R	L	Detroit	84-103	0-1	1-2	1-3	L3	Dumas	15	McCloud	8	Dumars	18	Thorpe	13	14,473
5	11/9	H	L	Miami	84-91	0-2	1-2	1-4	L4	Mashburn	19	Gatling	11	Th/Dm	19	Thomas	14	15,021
6	11/12	H	W	Indiana	103-82	1-2	1-2	2-4	W1	Harper	17	Miller	11	Miller	19	D. Davis	10	14,153
7	11/14	R	L	Minnesota	90-100	1-2	1-3	2-5	L1	Gatling	26	Gatling	14	Gugliotta	30	Kg/Tg	11	14,079
8	11/16	H	L	Utah	87-88	1-3	1-3	2-6	L2	Gatling	23	Gatling	20	Stockton	23	Russell	13	15,947
9	11/19	R	L	Milwaukee	97-100	1-3	1-4	2-7	L3	Kidd	25	Kidd	13	Ag/Jn	27	Gilliam	13	13,225
10	11/21	H	W	L.A. Clippers	105-94	2-3	1-4	3-7	W1	Gatling	27	Gatling	9	Sealy	15	Vaught	11	13,510
11	11/23	R	L	New Jersey	91-114	2-3	1-5	3-8	L1	McCloud	13	Meyer	9	Gill	26	J. Williams	15	15,701
12	11/24	R	L	Boston	91-105	2-3	1-6	3-9	L2	Jj/Cg	23	Gatling	11	Barros	21	Radja	11	15,244
13	11/26	H	W	San Antonio	105-101	3-3	1-6	4-9	W1	Gatling	26	Gatling	6	Wilkins	32	Wp/Mw	8	14,567
14	11/29	H	L	Chicago	97-116	3-4	1-6	4-10	L1	Gatling	35	Gatling	11	Jordan	36	Rodman	19	18,042
15	12/2	R	W	Orlando (Ot)	108-102	3-4	2-6	5-10	W1	Gatling	25	Gatling	14	Seikaly	26	Seikaly	14	17,248
16	12/4	R	L	Miami	79-101	3-4	2-7	5-11	L1	Gatling	16	Miller	9	Hardaway	33	Mourning	8	14,658
17	12/5	H	W	Philadelphia	106-102	4-4	2-7	6-11	W1	Gatling	24	Montross	8	Iverson	36	Williams	14	13,443
18	12/7	H	W	Vancouver	96-85	5-4	2-7	7-11	W2	Harper	20	Miller	10	Peeler	16	Lynch	9	15,102
19	12/10	R	W	L.A. Clippers	100-95	5-4	3-7	8-11	W3	Gatling	30	Jackson	8	Ms/Lv	14	Vaught	10	5,174
20	12/12	R	L	Sacramento	86-93	5-4	3-8	8-12	L1	Gatling	21	Gatling	9	Richmond	24	Smith	12	17,317
21	12/14	R	L	San Antonio	105-106	5-4	3-9	8-13	L2	McCloud	28	Miller	11	Robinson	27	Robinson	10	16,548
22	12/17	H	L	Atlanta	73-109	5-5	3-9	8-14	L3	McCloud	20	Gm/Em	7	Blaylock	27	Mutombo	12	14,805
23	12/19	R	W	Vancouver	105-98	5-5	4-9	9-14	W1	Gatling	25	Gatling	10	Peeler	25	Lynch	10	15,049
24	12/20	R	L	Portland	77-107	5-5	4-10	9-15	L1	Gatling	16	Cg/Jj	5	Robinson	21	Rj/Gt	9	20,123
25	12/22	R	L	Seattle	79-93	5-5	4-11	9-16	L2	McCloud	23	Gatling	9	Payton	31	Kemp	13	17,072
26	12/26	H	L	Golden State	108-113	5-6	4-11	9-17	L3	Gatling	25	Montross	10	Smith	30	Smith	16	13,365
27	12/28	H	W	Seattle	95-90	6-6	4-11	10-17	W1	Harper	24	Gatling	13	Payton	28	Schrempf	12	18,042
28	1/2	R	L	Charlotte	97-107	6-6	4-12	10-18	L1	Jj/Cg	22	Gatling	13	Rice	37	Divac	15	24,042
29	1/4	H	L	Portland	104-110	6-7	4-12	10-19	L2	Gatling	24	Ag/Em	12	Sabonis	33	Sabonis	12	15,148
30	1/7	R	L	New York	72-102	6-7	4-13	10-20	L3	Jackson	20	Jackson	7	Starks	21	Ewing	10	19,763
31	1/8	R	W	Philadelphia	111-93	6-7	5-13	11-20	W1	McCloud	23	Finley	9	Iverson	22	Stackhouse	9	10,756
32	1/11	H	W	Denver	104-99	7-7	5-13	12-20	W2	Cg/Gm	21	Green	9	L. Ellis	28	De/Le/Th	6	15,174
33	1/13	H	L	Phoenix	98-105	7-8	5-13	12-21	L1	Gatling	22	Mf/Ag	7	Ceballos	26	Ceballos	12	12,905
34	1/15	H	L	Orlando	66-78	7-9	5-13	12-22	L2	Dh/Jj	12	Green	13	Hardaway	26	Hg/Ds	9	13,585
35	1/17	H	L	Houston	78-88	7-10	5-13	12-23	L3	Mashburn	17	Ag/Om	10	Olajuwon	26	Olajuwon	12	18,042
36	1/18	R	W	Denver	107-104	7-10	6-13	13-23	W1	Mashburn	27	Jackson	9	D. Ellis	24	Johnson	17	9,518
37	1/20	R	L	L.A. Lakers	99-109	7-10	6-14	13-24	L1	Jackson	22	Green	10	Van Exel	24	O'Neal	13	16,959
38	1/21	R	L	Golden State	93-105	7-10	6-15	13-25	L2	Jackson	22	Gatling	8	Sprewell	46	Mullin	7	13,777
39	1/24	R	L	San Antonio	87-97	7-10	6-16	13-26	L3	Gatling	25	Jackson	9	Wilkins	29	Perdue	12	13,695
40	1/25	H	W	New Jersey	92-81	8-10	6-16	14-26	W1	Mashburn	21	Green	8	Gill	23	Massenburg	11	16,885
41	1/28	H	L	L.A. Lakers	83-102	8-11	6-16	14-27	L1	Mashburn	26	Miller	12	O'Neal	31	O'Neal	10	18,042
42	1/30	H	L	Minnesota	82-92	8-12	6-16	14-28	L2	Gatling	29	Gatling	18	Mitchell	21	Garnett	12	14,836
43	2/1	H	W	Utah	100-97	9-12	6-16	15-28	W1	Harper	29	Gatling	12	Malone	36	Ostertag	13	17,185
44	2/4	H	W	Sacramento	104-96	10-12	6-16	16-28	W2	Cassell	20	McCloud	9	Richmond	31	Polynice	8	12,338
45	2/11	H	L	San Antonio	97-111	10-13	6-16	16-29	L1	Gatling	24	Gatling	13	Maxwell	34	Perdue	16	13,172
46	2/13	H	L	Golden State	99-107	10-14	6-16	16-30	L2	Gatling	19	Gatling	13	Sprewell	28	Smith	12	13,034
47	2/15	R	L	Utah	84-99	10-14	6-17	16-31	L3	Jackson	19	Green	10	Hornacek	18	Ostertag	12	19,911
48	2/17	R	W	Vancouver	100-95	10-14	7-17	17-31	W1	Mf/Ag	21	Green	15	Reeves	27	Edwards	7	15,540
49	2/18	R	L	L.A. Clippers	69-87	10-14	7-18	17-32	L1	Finley	18	Green	11	Sealy	23	Vaught	9	6,592
50	2/20	H	L	Milwaukee	99-101	10-15	7-18	17-33	L2	Finley	33	Bradley	10	Baker	29	Baker	12	13,703
51	2/22	H	L	Toronto	92-99	10-16	7-18	17-34	L3	Sd/Mf	20	Green	12	Christie	22	Miller	8	16,314
52	2/23	R	W	Phoenix	88-86	10-16	8-18	18-34	W1	Finley	20	Bradley	10	Ceballos	22	Ceballos	14	19,023
53	2/25	H	W	Charlotte	86-84	11-16	8-18	19-34	W2	Finley	18	Green	15	Rice	29	Mason	22	13,339
54	2/27	H	L	Minnesota (20T)	105-107	11-17	8-18	19-35	L1	Strickland	25	Green	17	Garnett	23	Garnett	9	12,405
55	3/1	R	L	Houston	80-89	11-17	8-19	19-36	L2	Finley	14	Bradley	9	Willis	26	Olajuwon	11	16,285
56	3/2	H	L	Phoenix (Ot)	108-109	11-18	8-19	19-37	L3	Finley	24	Green	14	Kidd	23	Williams	8	14,832
57	3/4	H	L	L.A. Lakers	92-102	11-19	8-19	19-38	L4	Finley	23	Green	12	Van Exel	37	Campbell	10	15,809
58	3/5	R	L	Utah	65-96	11-19	8-20	19-39	L5	Sb/Mf	13	Bradley	12	Malone	20	Ostertag	13	19,911
59	3/7	R	L	Portland	69-80	11-19	8-21	19-40	L6	Finley	17	Green	11	C. Robinson	15	Sabonis	9	21,243
60	3/9	H	L	Houston	83-88	11-20	8-21	19-41	L7	Finley	24	Sb/Ag	11	Willis	19	Olajuwon	12	18,042
61	3/11	H	W	New York	91-83	12-20	8-21	20-41	W1	Finley	23	Finley	9	Oakley	16	Ewing	12	15,792
62	3/13	H	W	Boston	109-107	13-20	8-21	21-41	W2	Bradley	31	Green	11	Wesley	34	Walker	17	15,581
63	3/15	R	L	Phoenix	76-101	13-20	8-22	21-42	L1	Finley	26	Green	11	Johnson	23	Williams	13	19,023
64	3/16	R	W	Sacramento	89-88	13-20	9-22	22-42	W1	Strickland	21	Bradley	11	Richmond	26	Polynice	13	17,317
65	3/18	H	L	Washington	85-86	13-21	9-22	22-43	L1	Finley	18	Green	11	Webber	20	Howard	14	15,142
66	3/21	R	L	Atlanta	72-93	13-21	9-23	22-44	L2	Bradley	17	Walker	7	Blaylock	20	Mutombo	18	13,809
67	3/22	H	L	Cleveland	72-75	13-22	9-23	22-45	L3	Finley	22	Green	14	Hill	24	Hill	18	15,102
68	3/25	R	L	Chicago	92-94	13-22	9-24	22-46	L4	Finley	28	Green	13	Mj/Sk	20	Rodman	21	23,854
69	3/26	R	L	Indiana	80-104	13-22	9-25	22-47	L5	Harper	19	Green	7	Hoiberg	21	A. Davis	10	14,503
70	3/29	R	L	Washington	87-94	13-22	9-26	22-48	L6	Finley	25	Green	11	Strickland	21	Webber	18	11,269
71	3/30	R	L	Cleveland	80-84	13-22	9-27	22-49	L7	Pack	23	Green	9	Brandon	19	Hill	8	15,376
72	4/1	H	L	Detroit	82-100	13-23	9-27	22-50	L8	Mf/Rp	15	Green	10	Hill	35	Hill	18	15,291
73	4/3	R	L	Golden State	90-106	13-23	9-28	22-51	L9	Harper	19	Green	8	Sprewell	25	Smith	12	13,669
74	4/5	R	L	Seattle	84-103	13-23	9-29	22-52	L10	Danilovic	18	Bradley	10	Payton	23	Nm/Ds/Tc	6	17,072
75	4/6	R	L	L.A. Lakers	80-87	13-23	9-30	22-53	L11	Harper	18	Green	14	Fisher	21	Rooks	11	17,364
76	4/8	H	W	Portland	87-82	14-23	9-30	23-53	W1	Danilovic	22	Green	14	C. Robinson	15	Anderson	8	13,590
77	4/10	H	L	Seattle	82-90	14-24	9-30	23-54	L1	Finley	25	Bradley	8	Hawkins	17	Kemp	9	13,687
78	4/12	H	L	Vancouver	85-96	14-25	9-30	23-55	L2	Pack	22	Bradley	13	Abdur-Rahim	30	Abdur-Rahim	17	14,060
79	4/14	H	L	L.A. Clippers	93-99	14-26	9-30	23-56	L3	Bradley	32	Bradley	16	Martin	21	Vaught	15	15,461
80	4/16	R	W	Minnesota	92-77	14-26	10-30	24-56	W1	Finley	19	Green	14	Garnett	1			



1995-1996

TOP ROW L-R HEAD COACH DICK MOTTA, ASSISTANT COACH BRAD DAVIS, ASSISTANT COACH KIP MOTTA, CHEROKEE PARKS, LOREN MEYER, POPEYE JONES, LORENZO WILLIAMS, TERRY DAVIS, DAVID WOOD, DIRECTOR OF PLAYER PERSONNEL KEITH GRANT, PRESIDENT & GENERAL MANAGER NORM SONJU

BOTTOM ROW L-R EQUIPMENT MANAGER KERRY LEATH, ASSISTANT EQUIPMENT MANAGER BEN CARTER, LUCIOUS HARRIS, JIM JACKSON, JASON KIDD, JAMAL MASHBURN, GEORGE MCCLOUD, SCOTT BROOKS, TRAINER DOUG ATKINSON. NOT PICTURED: TONY DUMAS. DID NOT FINISH THE SEASON IN DALLAS: REGGIE SLATER, DONALD HODGE

SEASON NOTEBOOK

Won 26, lost 56 (fifth, Midwest)...the Mavericks were 735-of-2039 (.360) from behind the 3-point stripe, shattering the NBA records for 3-point field goals made and attempted in a season...Dick Motta registered his 900th NBA victory on Dec. 28 when the Mavericks beat the Grizzlies 103-101 on a Tony Dumas buzzer-beater in double-overtime...Jason Kidd became the first Mavericks player to start an All-Star Game when he was elected as a starter by the fans for the Feb. 11 game in San Antonio's Alamodome...overall, the Mavericks lost 212 player games due to injury/illness...leading scorer Jamal Mashburn missed the final 64 games of the season with a knee injury...on 12/6/96, the NBA announced that Roy Tarpley had violated the terms of his after-care agreement and was disqualified from the league.


	G-S	Min	Avg	Fg-Att	Pct	3Fg-Att	Pct	Ft-Att	Pct	Off	Def	Reb	Avg	Ast	Avg	Pf-D	Stl	To	Blk	Pts	Avg	Hi
Mashburn	18-18	669	37.2	145-383	.379	35-102	.343	97-133	.729	37	60	97	5.4	50	2.8	39-0	14	55	3	422	23.4	37
Jackson	82-82	2820	34.4	569-1308	.435	121-333	.363	345-418	.825	173	237	410	5.0	235	2.9	165-0	47	191	22	1604	19.6	38
Mccloud	79-63	2846	36.0	530-1281	.414	257-678	.379	180-224	.804	116	263	379	4.8	212	2.7	212-1	113	166	38	1497	18.9	37
Kidd	81-81	3034	37.5	493-1293	.381	133-396	.336	229-331	.692	203	350	553	6.8	783	9.7	155-0	175	328	26	1348	16.6	37
Dumas	67-12	1284	19.2	274-655	.418	74-207	.357	154-257	.599	58	57	115	1.7	99	1.5	128-0	42	77	13	776	11.6	39
Jones	68-68	2322	34.1	327-733	.446	14-39	.359	102-133	.767	206	477	737	10.8	132	1.9	262-8	54	109	27	770	11.3	24
Harris	61-1	1016	16.7	183-397	.461	47-125	.376	68-87	.782	41	81	122	2.0	79	1.3	56-0	35	46	3	481	7.9	19
Brooks	69-0	716	10.4	134-293	.457	25-62	.403	59-69	.855	11	30	4	0.6	100	1.4	53-0	42	43	3	352	5.1	18
Meyer	72-21	1266	17.6	145-330	.439	3-11	.273	70-102	.686	114	205	319	4.4	57	0.8	224-6	20	67	32	363	5.0	14
Davis	28-0	501	17.9	55-108	.509	0-0	—	27-47	.574	43	74	117	4.2	21	0.8	66-2	10	25	4	137	4.9	15
Parks	64-3	869	13.6	101-247	.409	7-26	.269	41-62	.661	66	150	216	3.4	29	0.5	100-0	25	31	32	250	3.9	25
Wood (Tot)	62-0	772	12.5	75-174	.431	20-62	.323	38-50	.760	51	103	154	2.5	34	0.5	150-5	19	24	10	208	3.4	19
Wood (Dal)	37-0	642	17.4	67-154	.435	19-59	.322	29-40	.725	42	91	133	3.6	27	0.7	118-5	16	19	9	182	4.9	19
Williams	65-61	1806	27.8	87-214	.407	0-1	.000	24-70	.343	234	287	521	8.0	85	1.3	226-9	48	78	122	198	3.0	10
Slater (Tot)*	11-0	72	6.5	14-27	.519	0-0	—	3-7	.429	4	11	15	1.4	2	0.2	11-0	2	9	3	3	2.8	11
Slater (Dal)*	3-0	26	8.7	5-11	.455	0-0	—	1-2	.500	1	4	5	1.7	0	0.0	6-0	0	3	0	11	3.7	11
Hodge*	13-0	113	8.7	9-24	.375	0-0	—	0-0	—	9	13	22	1.7	4	0.3	26-0	1	2	8	18	1.4	8
Mavericks	82	19930	-	3124-7431	.420	735-2039	.360	1426-1975	.722	1408	2379	3787	46.2	1913	23.3	1836-31	642	1270	342	8409	102.5	140
Opponents	82	19930	-	3403-6921	.492	470-1193	.394	1535-2097	.732	1087	2726	3813	46.5	1978	24.1	1841-15	702	1348	531	8811	107.5	13





1995-96 SEASON STATISTICS & RESULTS

No	Date	H-R	W-L	Opponent	Score	Home Record	Road Record	Total Record	Sk	Dallas Hi Scorer	Pt	Dallas Hi Rebr	Rb	Dallas Hi Scorer	Pt	Opponent Hi Rebr	Rb	Attend
1	11/3	R	W	San Antonio	103-97	0-0	1-0	1-0	W1	Jk/Jj	27	Elliott	9	Elliott	24	Robinson	10	28,821
2	11/4	H	W	Golden State	99-84	1-0	1-0	2-0	W2	Jones	24	Williams	15	Th/Ls	18	Js/Rs	9	17,502
3	11/7	H	W	Vancouver	99-88	2-0	1-0	3-0	W3	Mashburn	16	Parks	10	Benjamin	16	Anthony	6	15,325
4	11/9	H	W	Milwaukee	104-94	3-0	1-0	4-0	W4	Mashburn	27	Jones	15	Baker	29	Baker	14	15,095
5	11/11	H	L	Atlanta	100-113	3-1	1-0	4-1	L1	Kidd	30	Williams	15	Kn/Al	21	Henderson	13	17,502
6	11/13	R	W	Vancouver	94-89	3-1	2-0	5-1	W1	Kidd	25	Jones	14	Anthony	19	Gattison	9	17,171
7	11/15	R	L	L.A. Lakers	97-114	3-1	2-1	5-2	L1	Mashburn	32	Williams	9	Ceballos	31	Ceballos	13	11,381
8	11/17	R	L	L.A. Clippers	90-101	3-1	2-2	5-3	L2	Mashburn	26	Lm/Pj/Jk	8	Williams	28	Vaught	11	7,776
9	11/18	R	L	Golden State	108-121	3-1	2-3	5-4	L3	Mashburn	32	Jones	8	Th/Ls	27	Rozier	7	15,025
10	11/21	H	L	Chicago (Ot)	102-108	3-2	2-3	5-5	L4	Kidd	25	Kidd	15	Jordan	36	Pippen	12	17,502
11	11/24	H	L	Denver (Ot)	109-112	3-3	2-3	5-6	L5	Mashburn	37	Williams	13	Abdul-Rauf	39	Mutombo	17	17,502
12	11/28	R	L	Miami	89-111	3-3	2-4	5-7	L6	Mashburn	24	Jones	10	Mourning	38	Willis	13	14,268
13	11/30	R	L	Orlando	96-110	3-3	2-5	5-8	L7	Dumas	22	Davis	10	Scott	29	Grant	13	17,248
14	12/1	R	W	Atlanta	106-98	3-3	3-5	6-8	W1	Mashburn	33	Td/Pj	9	Smith	26	Al/Sa	7	9,9824
15	12/3	R	L	Cleveland	107-108	3-3	3-6	6-9	L1	Mashburn	28	Pj/Gm	8	Brandon	27	Cage	11	16,673
16	12/5	R	L	New York	87-92	3-3	3-7	6-10	L2	Mashburn	21	Mashburn	13	Ewing	22	Ewing	12	19,763
17	12/6	R	L	Philadelphia	87-108	3-3	3-8	6-11	L3	Mashburn	22	Jones	15	Maxwell	25	Weatherspoon	13	10,693
18	12/9	H	L	Washington	94-103	3-4	3-8	6-12	L4	McCloud	19	Lw/Pj	14	Pack	25	Muresan	9	17,502
19	12/12	H	W	Seattle (Ot)	112-101	4-4	3-8	7-12	W1	Dumas	35	Jones	12	Hawkins	24	Kemp	22	16,089
20	12/14	H	L	San Antonio	111-126	4-5	3-8	7-13	L1	McCloud	20	Davis	10	Robinson	33	Perdue	15	17,027
21	12/16	H	L	Phoenix (Ot)	108-111	4-6	3-8	7-14	L2	McCloud	36	Williams	15	Barkley	29	Green	12	17,502
22	12/19	R	L	Chicago	101-114	4-6	3-9	7-15	L3	Dumas	24	Jj/Lm	8	Jordan	32	Rodman	13	23,208
23	12/22	R	L	Indiana	79-90	4-6	3-10	7-16	L4	McCloud	19	Jones	9	Jackson	20	Davis	11	16,533
24	12/23	R	L	Minnesota	98-111	4-6	3-11	7-17	L5	Gm/Jj	22	Jackson	9	Rider	26	Gugliotta	12	16,492
25	12/26	R	L	Denver	102-114	4-6	3-12	7-18	L6	Jackson	31	Jones	12	Ellis	30	Mutombo	18	17,171
26	12/28	H	W	Vancouver (20T)	103-101	5-6	3-12	8-18	W1	Jackson	22	Williams	15	Br/Ga	18	Avent	15	17,502
27	12/30	H	L	Houston	102-105	5-7	3-12	8-19	L1	Dumas	27	Jones	11	Olajuwon	35	Olajuwon	11	17,502
28	1/2	H	L	Utah	92-102	5-8	3-12	8-20	L2	Jj/Jk	23	Jones	9	Malone	29	Malone	13	15,899
29	1/4	R	L	Washington	100-112	5-8	3-13	8-21	L3	Jackson	33	Williams	10	Howard	27	Muresan	13	18,756
30	1/5	R	L	New Jersey	99-107	5-8	3-14	8-22	L4	Jackson	32	Williams	8	Gillian	26	Williams	14	13,804
31	1/7	R	W	Boston	117-96	5-8	4-14	9-22	W1	Jackson	30	Williams	16	Radja	28	Radja	13	18,246
32	1/9	H	L	Indiana	84-91	5-9	4-14	9-23	L1	McCloud	25	Jones	28	Smits	20	D. Davis	13	15,843
33	1/12	R	W	Phoenix (Ot)	140-130	5-9	5-14	10-23	W1	Dumas	39	Jones	13	Perry	35	Green	16	19,023
34	1/13	H	L	Charlotte	83-103	5-10	5-14	10-24	L1	McCloud	18	Meyer	11	Johnson	20	Geiger	17	17,502
35	1/15	H	W	Orlando	119-104	6-10	5-14	11-24	W1	Jackson	29	Jones	16	O'Neal	33	O'Neal	8	17,502
36	1/19	H	W	Boston	129-124	7-10	5-14	12-24	W2	Jackson	31	Pj/Gm	9	Wesley	25	Fox	8	17,502
37	1/21	R	L	Seattle	101-108	7-10	5-15	12-25	L1	McCloud	29	Jones	20	Payton	29	Kemp	17	17,072
38	1/23	R	W	Sacramento	111-109	7-10	6-15	13-25	W1	Jackson	30	Lm/Jk	10	Richmond	36	Grant	16	17,317
39	1/25	H	L	Detroit	92-93	7-11	6-15	13-26	L1	McCloud	23	Jk/Lm	8	Mills	24	Mills	9	16,504
40	1/27	H	L	Portland	103-112	7-12	6-15	13-27	L2	Jackson	23	Jones	11	C. Robinson	29	Sabonis	13	17,502
41	1/30	H	W	L.A. Clippers	105-101	8-12	6-15	14-27	W1	Jackson	27	Kidd	16	Vaught	21	Vaught	16	16,446
42	2/1	H	W	Seattle	103-100	9-12	6-15	15-27	W2	Kidd	36	Jones	14	Kemp	22	Kemp	15	15,295
43	2/3	H	L	Minnesota	96-105	9-13	6-15	15-28	L1	Kidd	26	Jones	13	Rider	26	Gugliotta	20	16,415
44	2/5	R	L	Minnesota	92-104	9-13	6-16	15-29	L2	Kidd	22	Jones	13	Laettner	23	Gugliotta	11	13,244
45	2/6	R	L	Milwaukee	111-114	9-13	6-17	15-30	L3	McCloud	36	Meyer	9	Baker	36	Baker	8	13,854
46	2/8	H	W	Utah (20T)	136-133	10-13	6-17	16-30	W1	Jackson	38	Jones	9	Malone	36	Keefe	13	15,151
47	2/13	R	L	Houston	106-121	10-13	6-18	16-31	L1	McCloud	23	Jones	12	Cassell	31	Drexler	14	16,285
48	2/15	R	L	Utah	103-106	10-13	6-19	16-32	L2	Kidd	34	Pj/Jj	8	Malone	30	Malone	13	19,911
49	2/16	R	L	L.A. Lakers	114-119	10-13	6-20	16-33	L3	Jackson	31	Pj/Jk	7	Johnson	30	Ceballos	11	17,505
50	2/19	H	L	Golden State	100-112	10-14	6-20	16-34	L4	McCloud	27	Jj/Pj/Lm/Cp	5	Sprewell	22	Seikaly	12	15,493
51	2/21	H	W	Sacramento	93-91	11-14	6-20	17-34	W1	Jackson	21	Williams	20	Richmond	19	Grant	15	14,980
52	2/23	H	L	L.A. Lakers	88-114	11-15	6-20	17-35	L1	Kidd	17	Jk/Cp	10	Ceballos	27	Divac	18	17,502
53	2/25	H	W	Toronto	105-98	12-15	6-20	18-35	W1	Jackson	24	Williams	18	Stoudamire	23	Tabak	16	16,618
54	2/27	H	L	Philadelphia	115-121	12-16	6-20	18-36	L1	McCloud	30	McCloud	12	Weatherspoon	27	Weatherspoon	12	14,811
55	2/29	R	W	Denver	137-120	12-16	7-20	19-36	W1	Jackson	30	Kidd	12	Abdul-Rauf	23	Mutombo	12	16,462
56	3/1	R	W	Vancouver	119-111	12-16	8-20	20-36	W2	McCloud	32	Williams	16	Reeves	23	B. Edwards	13	15,656
57	3/3	H	L	Phoenix	114-121	12-17	8-20	20-37	L1	McCloud	23	Jackson	13	Barkley	26	Barkley	13	17,502
58	3/5	H	W	New Jersey	127-117	13-17	8-20	21-37	W1	McCloud	30	McCloud	12	Bradley	32	Bradley	15	16,522
59	3/7	R	L	Charlotte	105-119	13-17	8-21	21-38	L1	Dumas	23	Kidd	6	Lj/Dc	21	Geiger	15	24,042
60	3/9	R	L	Detroit	91-92	13-17	8-22	21-39	L2	Jackson	28	Williams	14	Thorpe	20	Hill	17	21,464
61	3/10	R	L	Toronto	112-128	13-17	8-23	21-40	L3	Jackson	36	Kidd	10	Stoudamire	25	Tabak	14	21,873
62	3/12	H	L	Miami	118-125	13-18	8-23	21-41	L4	Gm/Jj	28	Jackson	6	Mourning	40	Mourning	13	17,502
63	3/14	R	L	L.A. Clippers	106-110	13-18	8-24	21-42	L5	McCloud	34	Kidd	13	Vaught	20	Vaught	14	14,452
64	3/15	R	L	Seattle	97-120	13-18	8-25	21-43	L6	McCloud	30	Williams	10	Perkins	26	Kemp	12	17,072
65	3/17	R	L	Portland	86-112	13-18	8-26	21-44	L7	Parks	25	Wood	8	C. Robinson	23	Dudley	10	20,324
66	3/19	H	L	Cleveland	72-81	13-19	8-26	21-45	L8	McCloud	18	Williams	10	Ferry	24	Majerle	10	17,121
67	3/22	H	L	Minnesota	84-110	13-20	8-26	21-46	L9	McCloud	22	Jones	10	Rider	31	Gugliotta	17	17,008
68	3/24	H	L	New York	79-85	13-21	8-26	21-47	L10	Jones	17	Jones	17	Ewing	36	Ewing	15	17,502
69	3/25	R	L	Utah	86-103	13-21	8-27	21-48	L11	Brooks	16	Jones	12	Malone	29	Malone	12	19,911
70	3/27	H	W	Houston	117-114	14-21	8-27	22-48	W1	Kidd	22	Jones	12	Bryant	30	Mb/Cj	11	17,502
71	3/29	H	L	San Antonio	104-119	14-22	8-27	22-49	L1	McCloud	30	Kidd	10	Robinson	31	Robinson	15	17,502
72	3/31	H	L	Portland	100-115	14-23	8-27	22-50	L2	Dumas	15	Jones	11	Sabonis	21	Strickland	7	15,902
73	4/2	H	L	Sacramento	97-104	14-24	8-27	22-51	L3	McCloud	26	Williams	12	Grant	25	Smith	10	15,194
74	4/6	H	W	L.A. Clippers	101-96	15-24	8-27	23-51	W1	Jackson	25	Jones	27	Richardson	18	Vaught	11	16,955
75	4/8	R	W	Golden State	104-102	15-24	9-27	24-51	W2	Jackson	24	Jones	13	Smith	26	Smith	11	15,025
76	4/9	R	L	Sacramento	86-95	15-24	9-28	24-52	L1	McCloud	37	Jones	11	Grant	25	Polynice	10	17,317
77	4/11	R	L	Portland	99-114	15-24	9-29	24-53	L2	Jackson	23	Kidd	10	Sabonis	21	Sabonis	15	20,436
78	4/13	R	L	Houston	111-112	15-24	9-30	24-54	L3	Jackson	33	Jones	15	Olajuwon	31	Olajuwon	13	16,285
79	4/16	H	L	L.A. Lakers	113-95	15-25	9-30	24-55	L4	Jones	19	Jones	11	Ceballos	23	Campbell	9	17,502
80	4/18	H	W	Denver	132-98	16-25	9-30	25-55	W1</									



1994-1995

TOP ROW L-R HEAD COACH DICK MOTTA, ASSISTANT COACH BRAD DAVIS, ASSISTANT COACH KIP MOTTA, POPEYE JONES, DONALD HODGE, ROY TARPLEY, TERRY DAVIS, DOUG SMITH, LORENZO WILLIAMS, DIRECTOR OF PLAYER PERSONNEL KEITH GRANT, CHIEF OPERATING OFFICER/GENERAL MANAGER NORM SONJU

BOTTOM ROW L-R EQUIPMENT MANAGER KERRY LEATH, TONY DUMAS, LUCIOUS HARRIS, SCOTT BROOKS, JIM JACKSON, JASON KIDD, JAMAL MASHBURN, GEORGE MCCLLOUD, TRAINER DOUG ATKINSON. DID NOT FINISH THE SEASON IN DALLAS: MORLON WILEY

SEASON NOTEBOOK

Won 36, lost 46 (fifth, Midwest)...the Mavericks finished their 15th NBA season with a 23-game improvement over 1993-94 (when Dallas went 13-69)...the 23-game improvement tied for the sixth-biggest turnaround in NBA history...the Mavericks won 12 more games than they did the previous two seasons combined...Jackson (25.7 ppg, fifth in the NBA prior to his injury) and Jamal Mashburn (24.1 ppg, fifth in the NBA) combined to average 49.8 ppg, the second-highest scoring tandem in the NBA behind Orlando's Shaquille O'Neal and Anfernee Hardaway, who averaged 50.2 ppg...Mashburn (at Chicago on 11/12/94) and Jackson (at Denver on 11/26/94) each scored a club-record 50 points, marking just the sixth time in NBA history for teammates to each score 50-plus points in a game in the same season...Jason Kidd was voted the winner of the Schick NBA Rookie of the Year Award, tying with Grant Hill...Kidd also led the NBA in triple-doubles.


	G-S	Min	Avg	Fg-Att	Pct	3Fg-Att	Pct	Ft-Att	Pct	Off	Def	Reb	Avg	Ast	Avg	Pf-D	Stl	To	Blk	Pts	Avg	Hi
Jackson	51-51	1982	38.9	484-1026	.472	35-110	.318	306-380	.805	120	140	260	5.1	191	3.7	92-0	28	160	12	1309	25.7	50
Mashburn	80-80	2980	37.3	683-1566	.436	113-344	.328	447-605	.739	116	215	331	4.1	298	3.7	190-0	82	235	8	1926	24.1	50
Tarpley	55-1	1354	24.6	292-610	.479	5-18	.278	102-122	.836	142	307	449	8.2	58	1.1	155-2	45	109	55	691	12.6	26
Kidd	79-79	2668	33.8	330-857	.385	70-257	.272	192-275	.698	152	278	430	5.4	607	7.7	146-0	151	250	24	922	11.7	38
Jones	80-80	2385	29.8	372-839	.443	1-12	.083	80-124	.645	329	515	844	10.6	163	2.0	267-5	35	124	27	825	10.3	25
McCloud	42-3	802	19.1	144-328	.439	34-89	.382	80-96	.833	82	65	147	3.5	53	1.3	71-0	23	40	9	402	9.6	25
Harris	79-31	1695	21.5	280-610	.459	55-142	.387	136-170	.800	85	135	220	2.8	132	1.7	105-0	58	77	14	751	9.5	31
Brooks (Tot)	59-0	808	13.7	126-275	.458	25-69	.362	64-79	.810	14	52	66	1.1	116	2.0	56-0	34	47	4	341	5.8	23
Brooks (Dal)	31-0	622	20.1	91-210	.433	17-52	.327	46-58	.793	13	40	53	0.7	94	3.0	42-0	26	33	3	245	7.9	21
Smith	63-0	826	13.1	131-314	.417	1-12	.083	57-75	.760	43	101	144	2.3	44	0.7	132-1	29	37	26	320	5.1	18
Dumas	58-0	613	10.6	96-250	.384	22-73	.301	50-77	.649	32	30	62	1.1	57	1.0	78-0	13	50	4	264	4.6	24
Williams	82-81	2383	29.1	145-304	.477	0-0	—	38-101	.376	291	399	690	8.4	124	1.5	306-6	52	105	148	328	4.0	19
Hodge	54-0	633	11.7	83-204	.407	4-14	.286	39-51	.765	40	82	122	2.3	41	0.8	107-1	10	39	14	209	3.9	13
Davis	46-2	580	12.6	49-113	.434	0-2	.000	42-66	.636	63	93	156	3.4	10	0.2	76-2	6	30	3	140	3.0	11
Wiley*	38-2	407	10.7	47-111	.423	29-75	.387	7-10	.700	6	33	39	1.0	69	1.8	44-0	21	19	1	130	3.4	14
Mavericks	82	19930	-	3227-7342	.440	386-1200	.322	1622-2210	.734	1514	2433	3947	48.1	1941	23.7	1811-17	579	1345	348	8462	103.2	156
Opponents	82	19930	-	3407-6982	.488	432-1181	.366	1454-1981	.734	1053	2379	3432	41.9	1991	24.3	1925-17	722	1250	502	8700	106.1	147





1994-95 SEASON STATISTICS & RESULTS

No	Date	H-R	W-L	Opponent	Score	Home Record	Road Record	Total Record	Sk	Dallas Hi Scorer	Pt	Dallas Hi Rebr	Rb	Dallas Hi Scorer	Pt	Opponent Hi Rebr	Rb	Attend
1	11/5	H	W	New Jersey	112-103	1-0	0-0	1-0	W1	Jackson	37	Jones	11	Anderson	30	Coleman	9	17,502
2	11/8	H	L	Denver	107-115	1-1	0-0	1-1	L1	Jackson	37	Jones	15	Rogers	28	Mutombo	14	12,526
3	11/11	R	W	Philadelphia	107-100	1-1	1-0	2-1	W1	Jj/Jm	22	Jones	15	Weatherspoon	27	Bradley	12	10,121
4	11/12	R	W	Chicago	124-120	1-1	2-0	3-1	W2	Mashburn	50	Jones	12	Pippen	26	Perdue	12	22,195
5	11/15	R	L	Miami	102-115	1-1	2-1	3-2	L1	Jackson	25	Jones	10	Willis	24	Willis	8	14,324
6	11/17	H	W	Sacramento	96-94	2-1	2-1	4-2	W1	Mashburn	23	Tarpley	9	Richmond	21	Richmond	9	13,516
7	11/19	H	L	Chicago (Ot)	85-111	2-2	2-1	4-3	L1	Jackson	18	Tarpley	10	Pippen	36	Pippen	14	17,502
8	11/23	R	L	L.A. Lakers	106-118	2-2	2-2	4-4	L2	Mashburn	29	Jones	16	Divac	27	Ceballos	8	11,124
9	11/25	H	W	Portland	101-91	3-2	2-2	5-4	W1	Jackson	31	Jones	16	Cr/Cd	19	Dudley	12	17,502
10	11/26	R	W	Denver (Ot)	124-123	3-2	3-2	6-4	W2	Jackson	50	Williams	11	Rogers	25	Pack	10	17,171
11	11/29	H	W	Minnesota	84-83	4-2	3-2	7-4	W3	Jackson	26	Tarpley	12	West	23	Rooks	12	12,810
12	12/1	H	L	Denver	80-89	4-3	3-2	7-5	L1	Jackson	26	Jones	22	Rogers	20	Mutombo	14	13,929
13	12/3	H	L	Utah	87-112	4-4	3-2	7-6	L2	Jackson	31	Jones	12	Carr	22	Spencer	9	17,502
14	12/6	R	W	San Antonio (Ot)	124-121	4-4	4-2	8-6	W1	Mashburn	34	Jones	17	Robinson	42	Reid	10	14,007
15	12/8	H	L	Washington (Ot)	121-124	4-5	4-2	8-7	L1	Mashburn	45	Jones	19	Webber	23	Webber	14	14,055
16	12/10	H	W	Charlotte	99-86	5-5	4-2	9-7	W1	Mashburn	31	Tarpley	12	Mourning	20	Mourning	11	17,502
17	12/13	H	L	L.A. Lakers	108-115	5-6	4-2	9-8	L1	Mashburn	32	Jm/Pj	11	Van Exel	35	Ceballos	10	15,150
18	12/15	H	W	Boston	122-113	6-6	4-2	10-8	W1	Jackson	40	Jones	20	Wilkins	33	Montross	11	17,502
19	12/17	R	W	L.A. Clippers	106-87	6-6	5-2	11-8	W2	Jackson	31	Tarpley	16	Vaught	23	Vaught	13	17,578
20	12/20	R	W	Golden State	110-107	6-6	6-2	12-8	W3	Mashburn	27	Tarpley	10	Sprewell	28	Seikaly	9	15,025
21	12/22	R	L	Seattle	101-103	6-6	6-3	12-9	L1	Mashburn	24	Tarpley	9	Payton	28	Kemp	10	14,763
22	12/23	R	L	Portland	92-118	6-6	6-4	12-10	L2	Smith	18	Tarpley	8	C. Robinson	31	Dudley	10	12,888
23	12/26	R	L	Phoenix	113-139	6-6	6-5	12-11	L3	Jackson	28	Williams	14	Johnson	20	Barkley	12	19,023
24	12/27	H	L	Phoenix	118-119	6-7	6-5	12-12	L4	Jackson	31	Jones	20	Johnson	28	Barkley	16	17,502
25	12/30	H	W	Golden State	110-94	7-7	6-5	13-12	W1	Tarpley	22	Kidd	12	Seikaly	38	Seikaly	16	17,502
26	1/3	H	L	Houston	98-110	7-8	6-5	13-13	L1	Jackson	27	Tarpley	12	Olajuwon	21	Olajuwon	13	17,502
27	1/5	R	L	Houston	99-108	7-8	6-6	13-14	L2	Jackson	26	Tarpley	13	Olajuwon	33	Ch/Rh	8	16,611
28	1/6	H	W	Indiana	103-92	8-8	6-6	14-14	W1	Jackson	30	Davis	11	Miller	19	Smits	13	17,502
29	1/9	R	L	Utah	90-106	8-8	6-7	14-15	L1	Mashburn	27	Jj/Rt	8	Malone	32	Malone	15	19,911
30	1/11	H	W	L.A. Clippers	98-93	9-8	6-7	15-15	W1	Mashburn	25	Tarpley	10	Vaught	20	Vaught	7	14,957
31	1/12	R	L	Denver	78-94	9-8	6-8	15-16	L1	Jm/Jj	15	Tarpley	9	Rogers	16	Mutombo	12	17,171
32	1/14	H	L	Miami	77-84	9-9	6-8	15-17	L2	Mashburn	17	Kidd	10	Willis	27	Willis	15	17,502
33	1/15	R	W	San Antonio	108-103	9-9	7-8	16-17	W1	Jackson	37	Williams	12	Robinson	43	Robinson	17	16,019
34	1/18	H	L	Orlando	97-108	9-10	7-8	16-18	L1	Mashburn	29	Jones	19	O'Neal	42	O'Neal	10	17,502
35	1/20	H	L	New York	93-106	9-11	7-8	16-19	L2	Jackson	31	Jones	11	Ewing	36	Ewing	12	17,502
36	1/21	H	L	Seattle	91-117	9-12	7-8	16-20	L3	Jackson	25	Pj/Jj/Ds	7	Payton	22	Schrempf	9	17,502
37	1/23	R	L	Utah	111-116	9-12	7-9	16-21	L4	Jackson	34	Williams	10	Malone	28	Malone	11	19,911
38	1/24	R	L	Sacramento (2Ot)	109-110	9-12	7-10	16-22	L5	Mashburn	35	Williams	13	Richmond	32	Polynice	17	17,317
39	1/27	H	L	Minnesota	94-102	9-13	7-10	16-23	L6	Jackson	24	Mashburn	10	Laettner	21	Laettner	7	17,352
40	1/28	H	L	Sacramento	84-87	9-14	7-10	16-24	L7	Mashburn	21	Jones	17	Grant	23	Grant	11	17,502
41	1/31	R	L	Milwaukee	105-107	9-14	7-11	16-25	L8	Jackson	26	Williams	18	Robinson	38	Baker	13	15,398
42	2/1	R	W	Minnesota	104-83	9-14	8-11	17-25	W1	Mashburn	32	Jones	20	Laettner	26	Laettner	11	14,202
43	2/3	H	L	San Antonio	103-114	9-15	8-11	17-26	L1	Jackson	22	Jones	8	Robinson	20	Rodman	20	17,502
44	2/4	H	W	Utah	119-98	10-15	8-11	18-26	W1	Jackson	30	Pj/Lw	15	Malone	22	Malone	10	17,051
45	2/7	H	L	Phoenix	113-114	10-16	8-11	18-27	L1	Mashburn	35	Williams	16	Barkley	28	Green	8	17,502
46	2/8	R	L	Orlando	92-110	10-16	8-12	18-28	L2	Jones	14	Pj/Td	9	Hardaway	20	O'Neal	10	16,010
47	2/14	H	W	Portland	95-90	11-16	8-12	19-28	W1	Mashburn	27	Williams	12	Strickland	25	Williams	12	14,184
48	2/17	H	L	Atlanta	90-110	11-17	8-12	19-29	L1	Jj/Jm	27	Jones	12	Blaylock	24	Long	12	17,502
49	2/21	R	W	Washington	102-97	11-17	9-12	20-29	W1	Jackson	44	Williams	14	Howard	30	Howard	9	16,053
50	2/23	R	L	Atlanta	92-110	11-17	9-13	20-30	L1	Harris	16	Jones	14	Blaylock	26	Long	11	9,631
51	2/24	R	L	New Jersey	104-114	11-17	9-14	20-31	L2	Mashburn	32	Jones	11	Coleman	23	Williams	14	20,049
52	2/26	R	L	Indiana	92-100	11-17	9-15	20-32	L3	Mashburn	27	Williams	13	Smits	28	D. Davis	8	16,783
53	2/28	H	W	Houston	102-101	12-17	9-15	21-32	W1	Mashburn	22	Williams	13	Drexler	24	Brown	10	17,502
54	3/2	H	W	Cleveland	90-84	13-17	9-15	22-32	W2	Jk/Lh/Rt	18	Jones	15	Mills	16	Mc/Jw	8	12,194
55	3/4	H	L	Detroit	91-98	13-18	9-15	22-33	L1	Mashburn	22	Lw/Rt	9	Dumars	19	Miller	10	17,502
56	3/7	H	L	Denver	96-99	13-19	9-15	22-34	L2	Rt/Jm	26	Tarpley	12	Abdul-Rauf	29	Mutombo	16	14,954
57	3/8	R	L	Utah	87-114	13-19	9-16	22-35	L3	Mashburn	17	Lw/Rt	9	Ac/Jh	19	Keefe	11	19,911
58	3/11	R	L	Houston	102-109	13-19	9-17	22-36	L4	Mashburn	33	Jones	14	Drexler	36	Olajuwon	12	16,611
59	3/13	R	W	Golden State	130-125	13-19	10-17	23-36	W1	Kidd	30	Jones	13	Hardaway	30	Gatling	15	15,025
60	3/14	R	W	Sacramento	91-90	13-19	11-17	24-36	W2	Mashburn	27	Pj/Lw	12	Grant	27	Polynice	18	17,317
61	3/17	H	W	Philadelphia	103-101	14-19	11-17	25-36	W3	Mashburn	31	Williams	16	Weatherspoon	27	Weatherspoon	9	17,502
62	3/18	R	L	San Antonio	106-116	14-19	11-18	25-37	L1	Mashburn	29	Tarpley	13	Robinson	36	Rodman	14	35,888
63	3/20	R	W	Cleveland (2Ot)	102-100	14-19	12-18	26-37	W1	Mashburn	28	Jones	13	Hill	29	Cage	14	20,562
64	3/22	R	W	Minnesota	99-96	14-19	13-18	27-37	W2	Mashburn	25	Jones	16	Laettner	26	Laettner	12	14,496
65	3/23	R	W	Detroit	102-94	14-19	14-18	28-37	W3	Jones	21	Jones	18	Hill	32	Miller	11	15,861
66	3/25	H	W	Utah	117-110	15-19	14-18	29-37	W4	Mashburn	28	Williams	15	Malone	35	Malone	8	17,502
67	3/28	H	W	Milwaukee	114-93	16-19	14-18	30-37	W5	Mashburn	21	Tarpley	11	Robinson	21	Baker	16	16,138
68	3/30	R	W	Charlotte	125-107	16-19	15-18	31-37	W6	Rt/Pj	22	Jones	11	Hawkins	31	Hh/Am	9	23,698
69	3/31	R	L	New York	90-101	16-19	15-19	31-38	L1	Kidd	17	Jones	13	Ewing	18	Bonner	9	19,763
70	4/2	R	L	Boston	87-94	16-19	15-20	31-39	L2	Mashburn	30	Williams	12	Douglas	27	Radja	11	14,890
71	4/5	H	W	L.A. Lakers	130-111	17-19	15-20	32-39	W1	Mashburn	32	Williams	15	Van Exel	24	Divac	10	17,502
72	4/7	H	W	Minnesota	111-94	18-19	15-20	33-39	W2	Mashburn	31	Williams	16	Laettner	22	Laettner	9	17,502
73	4/8	H	L	Seattle	98-125	18-20	15-20	33-40	L1	Harris	31	Jones	9	Schrempf	22	Sk/Ej	12	17,502
74	4/10	H	L	Golden State	112-123	18-21	15-20	33-41	L2	Mashburn	29	Williams	19	Sprewell	30	Rozier	12	17,063
75	4/11	R	W	Houston (2Ot)	156-147	18-21	16-20	34-41	W1	Mashburn	42	Jones	21	Cd/Ks	29	Brown	14	16,431
76	4/13	R	L	Seattle	112-133	18-21	16-21	34-42	L1	Dumas	24	Davis	6	Payton	24	Kemp	19	15,900
77	4/15	R	W	Portland	102-90	18-21	17-21	35-42	W1	Mashburn	29	Pj/Lw/Rt	10	C. Robinson	25	Cr/Bw/Cd	7	12,888
78	4/16	R	L	L.A. Lakers	111-125	18-21	17-22	35-43	L1	Mashburn	26	Tarpley	18	Ceballos	33	Divac	13	17,505
79	4/18	H	W	L.A. Clippers	104-91	19-21	17-22	36-43	W1	Mashburn	20	Tarpley	14	Vaught	28	Vaught	17	17,502
80	4/20	H	L	San Antonio	111-112	19-22	17-22	36-44	L1	Tarpley	25	Kidd	12	Robinson	36	Robinson	13	17,502
81	4/21	R	L	Phoenix	99-110	19-22	17-23	36-45	L2	Ds/Jk	14	Tarpley	8					



1993-1994

TOP ROW L-R HEAD COACH QUINN BUCKNER, ASSISTANT COACH TOM NEWELL, LORENZO WILLIAMS, DOUG SMITH, DONALD HODGE, GREG DREILING, SEAN ROOKS, TERRY DAVIS, ASSISTANT COACH RANDY WITTMAN, ASSISTANT COACH GREG BALLARD, VICE PRESIDENT/BASKETBALL OPERATIONS RICK SUND, CHIEF OPERATING OFFICER/GENERAL MANAGER NORM SONJU

BOTTOM ROW L-R EQUIPMENT MANAGER KERRY LEATH, RANDY WHITE, POPEYE JONES, LUCIOUS HARRIS, JAMAL MASHBURN, JIM JACKSON, TIM LEGLER, FAT LEVER, TONY CAMPBELL, MORLON WILEY, TRAINER DOUG ATKINSON. DID NOT FINISH THE SEASON IN DALLAS: CHUCKY BROWN, DEREK HARPER, DARREN MORNINGSTAR

SEASON NOTEBOOK

Won 13, lost 69 (sixth, Midwest)...Dallas won its final two games, four of its last seven and five of its last 11...Dallas was 0-13 in March (the first month in franchise history without a win) before rebounding to go 5-8 in April...the Mavericks were one of just two clubs with two players in the top 18 in scoring (the Clippers were the other) as Jim Jackson and Jamal Mashburn each averaged 19.2 ppg to tie for 18th in the NBA...Dallas set a club record with 767 steals, breaking the club record of 688 steals by the 1986-87 Midwest Division Championship club...Mashburn and Popeye Jones each participated in the Schick Rookie Game on All-Star Saturday...Jones' 7.5 rebounds per game was the highest rookie rebound average ever by a Maverick...Dallas allowed 103.8 ppg, down 10.7 ppg from their opponents' average in the previous season.

	G-S	Min	Avg	Fg-Att	Pct	3Fg-Att	Pct	Ft-Att	Pct	Off	Def	Reb	Avg	Ast	Avg	Pf-D	Stl	To	Blk	Pts	Avg	Hi
Jackson	82-82	3066	37.4	637-1432	.445	17-60	.283	285-347	.821	169	219	388	4.7	374	4.6	161-0	87	334	25	1576	19.2	37
Mashburn	79-73	2896	36.7	561-1382	.406	85-299	.284	306-438	.699	107	246	353	4.5	266	3.4	205-0	89	245	14	1513	19.2	37
Rooks	47-28	1255	26.7	193-393	.491	0-1	.000	150-210	.714	84	175	259	5.5	49	1.0	109-0	21	80	44	536	11.4	26
Campbell (Tot)	63-14	1214	19.3	227-512	.443	7-28	.250	94-120	.783	76	110	186	3.0	82	1.3	134-1	50	84	15	555	8.8	22
Campbell (Dal)	41-3	835	20.4	164-384	.427	6-25	.240	64-83	.771	48	78	126	3.1	51	1.2	75-0	30	55	14	398	9.7	22
Smith	79-42	1684	21.3	295-678	.435	2-9	.222	106-127	.835	114	235	349	4.4	119	1.5	287-3	82	93	38	698	8.8	36
Legler	79-0	1322	16.7	231-528	.438	52-139	.374	142-169	.840	36	92	128	1.6	120	1.5	133-0	52	60	13	656	8.3	25
Lever	81-54	1947	24.0	227-557	.408	26-74	.351	75-98	.765	83	200	283	3.5	213	2.6	155-1	159	88	15	555	6.9	16
White	18-3	320	17.8	45-112	.402	6-20	.300	19-33	.576	30	53	83	4.6	11	0.6	46-0	10	18	10	115	6.4	17
Jones	81-47	1773	21.9	195-407	.479	0-1	.000	78-107	.729	299	306	605	7.5	99	1.2	246-2	61	94	31	468	5.8	16
Harris	77-0	1165	15.1	162-385	.421	7-33	.212	87-119	.731	45	112	157	2.0	106	1.4	117-0	49	78	10	418	5.4	20
Davis	15-5	286	19.1	24-59	.407	0-0	-	8-12	.667	30	44	74	4.9	6	0.4	27-0	9	5	1	56	3.7	10
Williams (Tot)	38-11	716	18.8	49-110	.445	0-0	-	12-28	.429	95	122	217	5.7	25	0.7	92-0	18	22	46	110	2.9	11
Williams (Dal)	34-11	678	19.9	48-103	.466	0-0	-	12-28	.429	92	117	209	6.1	23	0.7	87-0	15	21	41	108	3.2	11
Hodge	50-0	428	18.6	46-101	.455	0-0	-	44-52	.846	46	49	95	1.9	32	0.6	66-1	15	30	13	136	2.7	12
Dreiling	54-19	685	12.7	52-104	.500	1-1	1.000	27-38	.711	47	123	170	3.1	31	0.6	159-5	16	43	24	132	2.4	9
Wiley (Tot)	16-0	158	19.9	9-29	.310	3-10	.300	0-0	-	0	10	10	0.6	23	1.4	21-0	15	17	0	21	1.3	5
Wiley (Dal)	12-0	124	10.3	6-21	.286	2-6	.333	0-0	-	0	6	6	0.5	16	1.3	17-0	13	11	0	14	1.2	5
Harper*	28-28	893	31.9	130-342	.380	37-105	.352	28-50	.560	10	45	55	2.0	98	3.5	46-0	45	54	4	325	11.6	33
Morningstar*	22-15	363	16.5	38-81	.469	0-0	-	18-30	.600	31	49	80	3.6	15	0.7	69-1	14	19	2	94	4.3	11
Brown*	1-0	10	10.0	1-1	1.000	0-0	-	1-1	1.000	0	1	1	1.0	0	0.0	2-0	0	0	0	3	3.0	3
MAVERICKS	82	19730		3055-7070	.432	241-773	.312	1450-1942	.747	1271	2150	3421	41.7	1629	19.9	2007-13	767	1393	299	7801	95.1	116
OPPONENTS	82	19730		3212-6508	.494	249-688	.362	1841-2498	.737	1101	2503	3604	44.0	1970	24.0	1649-7	782	1428	507	8514	103.8	126





1993-94 SEASON STATISTICS & RESULTS

No	Date	H-R	W-L	Opponent	Score	Home Record	Road Record	Total Record	Sk	Dallas Hi Scorer	Pt	Dallas Hi Rebr	Rb	Dallas Hi Scorer	Pt	Opponent Hi Rebr	Rb	Attend
1	11/5	R	L	Utah	86-102	0-0	0-1	0-1	L1	Mashburn	22	Hodge	10	K. Malone	29	K. Malone	11	19,911
2	11/6	H	L	Golden State	89-93	0-1	0-1	0-2	L2	Jackson	20	Mashburn	9	Sprewell	23	Grayler	10	13,195
3	11/9	H	L	New Jersey	80-86	0-2	0-1	0-3	L3	Jackson	23	Jones	17	Coleman	28	Coleman	9	11,561
4	11/12	R	W	Minnesota	115-99	0-2	1-1	1-3	W1	Mashburn	36	Jones	6	Laettner	26	Laettner	7	18,346
5	11/13	H	L	Utah	100-101	0-3	1-1	1-4	L1	Jm/Lh	20	Jones	13	J. Malone	25	K. Malone	10	13,187
6	11/16	H	L	New York	90-103	0-4	1-1	1-5	L2	Jackson	21	Mashburn	6	Starks	18	Ewing	12	12,918
7	11/18	R	L	L.A. Clippers	84-88	0-4	1-2	1-6	L3	Jackson	18	Jones	12	Harper	28	Rh/Lv	9	8,362
8	11/19	R	L	Seattle	87-116	0-4	1-3	1-7	L4	Mashburn	24	Jones	9	Kemp	24	Kemp	9	14,253
9	11/21	R	L	Portland	90-103	0-4	1-4	1-8	L5	Mashburn	21	Dm/Pj	9	Drexler	20	C. Robinson	11	12,888
10	11/23	H	L	L.A. Clippers	98-105	0-5	1-4	1-9	L6	Mashburn	20	Jm/Pj/Ds	8	Harper	32	Vaught	11	12,290
11	11/26	H	L	Chicago	85-108	0-6	1-4	1-10	L7	Mashburn	21	Jones	7	Armstrong	26	Grant	13	17,502
12	11/27	R	L	San Antonio	80-104	0-6	1-5	1-11	L8	Jm/Tl/Sr	14	Rooks	9	Robinson	28	Rodman	20	18,066
13	11/30	R	L	Golden State	91-103	0-6	1-6	1-12	L9	Mashburn	26	Jackson	9	Sprewell	23	Houston	7	15,025
14	12/1	R	L	L.A. Lakers	91-124	0-6	1-7	1-13	L10	Jackson	16	Jones	10	Campbell	18	Divac	8	10,319
15	12/3	H	L	Milwaukee	106-107	0-7	1-7	1-14	L11	Mashburn	28	Mashburn	8	Brickowski	30	Aa/Kn	7	11,690
16	12/5	R	L	Denver	110-115	0-7	1-8	1-15	L12	Mashburn	28	Jones	8	Abdul-Rauf	22	Mutombo	23	13,991
17	12/7	H	L	Miami	101-106	0-8	1-8	1-16	L13	Harper	33	Jones	13	Rice	29	Seikaly	12	10,784
18	12/9	H	L	Seattle	93-125	0-9	1-8	1-17	L14	Dh/Jj	20	Jones	9	Gill	23	Schrempf	8	13,112
19	12/11	H	L	Phoenix	103-114	0-10	1-8	1-18	L15	Mashburn	25	Mashburn	13	K. Johnson	25	Barkley	13	17,502
20	12/14	H	L	Portland (Ot)	93-100	0-11	1-8	1-19	L16	Harper	21	Jones	18	Drexler	25	Williams	16	10,144
21	12/16	H	L	San Antonio	89-103	0-12	1-8	1-20	L17	Jackson	18	Rooks	8	Robinson	30	Rodman	18	11,146
22	12/18	R	L	Houston	93-104	0-12	1-9	1-21	L18	Mashburn	30	Jones	10	Olajuwon	28	Thorpe	15	15,798
23	12/20	R	L	New York	92-101	0-12	1-10	1-22	L19	Harper	16	Rooks	10	Ewing	21	Oakley	11	19,763
24	12/22	R	L	Milwaukee	86-96	0-12	1-11	1-23	L20	Mashburn	29	Jm/Ds	8	Day	21	Norman	13	15,032
25	12/23	R	W	Minnesota	93-89	0-12	2-11	2-23	W1	Jackson	28	Mashburn	13	Williams	33	Laettner	7	17,940
26	12/28	H	L	Denver	85-97	0-13	2-11	2-24	L1	Rooks	25	Jones	16	Stith	21	Mutombo	12	14,136
27	1/2	R	L	Sacramento	116-119	0-13	2-12	2-25	L2	Mashburn	30	Jones	7	Simmons	25	Simmons	10	17,317
28	1/3	R	L	Utah	85-115	0-13	2-13	2-26	L3	Jackson	23	Mashburn	9	Chambers	20	Spencer	10	19,911
29	1/5	H	L	Houston	102-114	0-14	2-13	2-27	L4	Mashburn	37	Jones	11	Olajuwon	37	Olajuwon	14	11,721
30	1/7	H	L	Philadelphia	93-103	0-15	2-13	2-28	L5	Jackson	23	Davis	9	Barros	26	Weatherspoon	14	11,848
31	1/8	R	L	Chicago	81-100	0-15	2-14	2-29	L6	Jackson	25	Smith	9	Pippen	20	Grant	11	18,392
32	1/12	H	L	Minnesota	85-103	0-16	2-14	2-30	L7	Jackson	24	Pj/Sr	8	Dw/Ir	23	Tf/LI	9	10,550
33	1/14	R	L	Atlanta	96-113	0-16	2-15	2-31	L8	Legler	21	Jones	9	Willis	26	Willis	9	11,217
34	1/15	H	L	San Antonio	87-104	0-17	2-15	2-32	L9	Mashburn	26	Rooks	8	Dr/Tc	20	Rodman	19	14,061
35	1/18	R	L	Phoenix	103-113	0-17	2-16	2-33	L10	Rooks	21	Ds/Pj	9	Majerle	27	Miller	11	19,023
36	1/19	H	L	Boston	84-89	0-18	2-16	2-34	L11	Jackson	27	Jones	13	Parish	17	Parish	10	11,161
37	1/21	H	L	Seattle	87-91	0-19	2-16	2-35	L12	Jackson	29	Jones	12	Schrempf	22	Kemp	12	14,101
38	1/22	R	L	San Antonio	83-103	0-19	2-17	2-36	L13	Legler	13	Jones	8	Robinson	23	Rodman	32	19,003
39	1/24	R	L	Boston	102-110	0-19	2-18	2-37	L14	Mashburn	27	Sr/FI	10	Fox	22	McDaniel	11	14,890
40	1/26	R	L	Philadelphia	90-104	0-19	2-19	2-38	L15	Mashburn	20	Davis	8	Barros	22	Weatherspoon	10	6,845
41	1/27	R	L	Washington	95-98	0-19	2-20	2-39	L16	Jackson	21	Jackson	8	Gugliotta	23	Gugliotta	10	13,116
42	1/29	H	W	Sacramento	108-101	1-19	2-20	3-39	W1	Jackson	24	White	14	Richmond	34	Wilson	10	12,157
43	1/31	H	L	Atlanta	85-90	1-20	2-20	3-40	L1	Smith	22	Davis	10	Wilkins	24	Willis	16	10,420
44	2/2	R	W	Minnesota	92-88	1-20	3-20	4-40	W1	Mashburn	26	Mashburn	9	Rider	22	Laettner	9	17,665
45	2/4	H	L	L.A. Lakers	87-95	1-21	3-20	4-41	L1	Mashburn	22	Mashburn	11	Lynch	26	Divac	19	15,482
46	2/6	R	L	Denver	89-99	1-21	3-21	4-42	L2	Mashburn	17	4 Tied	6	Ellis	21	Mutombo	14	15,389
47	2/8	H	W	Minnesota (Ot)	108-105	2-21	3-21	5-42	W1	Jm/Jj	24	Rw/Pj	8	West	24	Maxe	14	10,705
48	2/10	H	W	Washington	87-77	3-21	3-21	6-42	W2	Mashburn	16	Jackson	8	Gugliotta	18	Gugliotta	13	10,176
49	2/15	H	L	Portland	103-106	3-22	3-21	6-43	L1	Mashburn	26	Jones	12	Drexler	26	Williams	16	10,852
50	2/17	H	L	Indiana	73-84	3-23	3-21	6-44	L2	Mashburn	17	Jones	11	Miller	22	D. Davis	16	10,322
51	2/19	H	L	Detroit	96-105	3-24	3-21	6-45	L3	Jm/Jj	18	Jones	13	Dumars	40	Anderson	17	16,102
52	2/21	R	W	Detroit	98-88	3-24	4-21	7-45	W1	Mashburn	23	Jones	11	Mills	25	Mills	13	16,427
53	2/22	R	L	Indiana	101-107	3-24	4-22	7-46	L1	Jackson	23	Jones	7	Smits	27	Smits	11	12,587
54	2/24	R	W	Charlotte	115-110	3-24	5-22	8-46	W1	Mashburn	37	Jones	7	Johnson	23	Johnson	20	23,698
55	2/26	R	L	Cleveland	99-110	3-24	5-23	8-47	L1	Mashburn	25	Williams	11	Hill	24	Hill	12	19,372
56	2/27	R	L	New Jersey	90-117	3-24	5-24	8-48	L2	Mashburn	32	Mashburn	10	Morris	27	Coleman	10	12,344
57	3/3	H	L	Orlando	94-107	3-25	5-24	8-49	L3	Jackson	21	Jm/Dh	5	O'Neal	43	O'Neal	16	17,502
58	3/5	H	L	Utah	90-103	3-26	5-24	8-50	L4	Mashburn	22	Williams	13	K. Malone	34	K. Malone	13	14,144
59	3/8	H	L	L.A. Clippers	110-116	3-27	5-24	8-51	L5	Jackson	31	Williams	9	Harper	36	Outlaw	9	10,784
60	3/10	R	L	L.A. Lakers	101-106	3-27	5-25	8-52	L6	Jackson	21	Jones	12	Divac	22	Divac	17	11,149
61	3/11	R	L	L.A. Clippers	96-106	3-27	5-26	8-53	L7	Jackson	37	Jackson	12	Wilkins	31	Harper	10	10,226
62	3/13	H	L	Houston	93-100	3-28	5-26	8-54	L8	Jackson	30	Lever	10	Maxwell	27	Thorpe	15	10,226
63	3/16	R	L	Orlando	98-100	3-28	5-27	8-55	L9	Mashburn	34	Williams	10	O'Neal	34	O'Neal	21	15,291
64	3/17	R	L	Miami	98-115	3-28	5-28	8-56	L10	Jackson	25	Williams	9	Seikaly	28	Seikaly	14	14,920
65	3/19	H	L	Golden State	107-116	3-29	5-28	8-57	L11	Jackson	31	Williams	10	Sprewell	24	Gatling	15	16,101
66	3/23	H	L	L.A. Lakers	109-112	3-30	5-28	8-58	L12	Smith	36	Smith	7	Van Exel	28	Campbell	13	12,484
67	3/25	R	L	Phoenix	94-99	3-30	5-29	8-59	L13	Jackson	31	Smith	9	K. Johnson	28	Barkley	14	19,023
68	3/26	R	L	Denver	101-112	3-30	5-30	8-60	L14	Jackson	20	Smith	11	Mutombo	27	Mutombo	19	17,171
69	3/29	H	L	San Antonio	92-117	3-31	5-30	8-61	L15	Mashburn	24	Rooks	9	Robinson	37	Rodman	20	13,174
70	4/1	H	L	Charlotte	104-106	3-32	5-30	8-62	L16	Sr/Jj	19	Jones	11	Mourning	25	Mourning	13	15,307
71	4/2	H	L	Cleveland	88-95	3-33	5-30	8-63	L17	Smith	23	Jackson	10	Price	24	Williams	18	11,505
72	4/5	R	W	Sacramento	88-80	3-33	6-30	9-63	W1	Smith	18	Rooks	10	Richmond	22	Polynice	16	17,317
73	4/7	R	L	Utah	82-99	3-33	6-31	9-64	L1	Jm/Sr	14	Williams	9	K. Malone	25	Spencer	14	19,911
74	4/8	R	L	Seattle	93-111	3-33	6-32	9-65	L2	Mashburn	27	Williams	7	Payton	22	Kemp	13	14,551
75	4/11	R	L	Golden State	108-122	3-33	6-33	9-66	L3	Jackson	25	Ds/Sr	7	Sprewell	33	Owens	11	15,025
76	4/12	R	W	Portland	108-107	3-33	7-33	10-66	W1	Jackson	24	Jones	14	Drexler	29	Cr/Cd	8	12,888
77	4/15	H	W	Denver	99-97	4-33	7-33	11-66	W2	Rooks	24	Jones	14	Ellis	23	Le/Dm	11	12,048
78	4/16	H	L	Sacramento	98-106	4-34	7-33	11-67	L1	Jackson	20	Jones	13	Tisdale	32	Polynice	10	12,376
79	4/18	H	L	Phoenix	97-106	4-35	7-33	11-68	L2	Jackson	30	Jm/Jj	8	Barkley	28	Green	14	13,931
80	4/21	R	L	Houston	100-126	4-35	7-34	11-69	L3	Jackson	14	Williams	9	Olajuwon	21	Olajuwon	14	14,081
81	4/22	H	W	Houston	107-95	5-35	7-3											



1992-1993

TOP ROW L-R HEAD COACH GAR HEARD, ASSISTANT COACH CLIFFORD RAY, RANDY WHITE, DOUG SMITH, DONALD HODGE, SEAN ROOKS, TERRY DAVIS, RADISAV CURCIC, DEXTER CAMBRIDGE, ASSISTANT COACH BRAD DAVIS, VICE PRESIDENT/BASKETBALL OPERATIONS RICK SUND, CHIEF OPERATING OFFICER/GM NORM SONJU

BOTTOM ROW L-R EQUIPMENT MANAGER KERRY LEATH, WALTER BOND, FAT LEVER, TIM LEGLER, DEREK HARPER, JIM JACKSON, MORLON WILEY, BRIAN HOWARD, MIKE IUZZOLINO, TRAINER DOUG ATKINSON. DID NOT FINISH THE SEASON IN DALLAS: STEPHEN BARDO, TRACY MOORE, WALTER PALMER, LAMONT STROTHERS

SEASON NOTEBOOK

Won 11, lost 71 (sixth, Midwest)...their worst record ever (previous mark was 15-67 in the 1980-81 charter season)...the Mavericks were 7-14 over their final 21 games...Dallas started the season 0-29 on the road, but rallied to win four of their last 12 games away from Reunion...Jim Jackson joined Shaquille O'Neal and Alonzo Mourning as the only rookies with streaks of seven or more consecutive games with 20-plus points...overall, six of Dallas' 11 wins came against clubs that finished the season with winning records...on March 4, the Mavericks introduced 10-year NBA veteran Quinn Buckner as head coach beginning at the end of the 1992-93 season...Gar Heard served as interim coach following the dismissal of Richie Adubato on January 13...the Mavericks used a club-record 28 starting lineups (breaking the club record of 18 in 1991-92).


	G-S	Min	Avg	Fg-Att	Pct	3Fg-Att	Pct	Ft-Att	Pct	Off	Def	Reb	Avg	Ast	Avg	Pf-D	Stl	To	Blk	Pts	Avg	Hi
Harper	62-60	2108	34.0	393-939	.419	101-257	.393	239-316	.756	42	81	123	2.0	334	5.4	145-1	80	136	16	1126	18.2	35
Jackson	28-28	938	33.5	184-466	.395	21-73	.288	68-92	.739	42	80	122	4.4	131	4.7	80-0	40	115	11	457	16.3	32
Rooks	72-68	2087	29.0	368-747	.493	0-2	.000	234-389	.602	196	340	536	7.4	95	1.3	204-2	38	160	81	970	13.5	26
Davis	75-74	2462	32.8	393-863	.455	2-8	.250	167-281	.594	259	442	701	9.3	68	0.9	199-3	36	160	28	955	12.7	35
Smith	61-42	1524	25.0	289-666	.434	0-4	.000	56-74	.757	96	232	328	5.4	104	1.7	280-12	48	115	52	634	10.4	27
White	64-20	1433	22.4	235-540	.435	10-42	.238	138-184	.750	154	216	370	5.8	49	0.8	226-4	63	108	45	618	9.7	31
Legler (Tot)	33-0	635	19.2	105-241	.436	22-65	.338	57-71	.803	25	34	59	1.8	46	1.4	63-0	24	28	6	289	8.8	20
Legler (Dal)	30-0	630	21.0	104-238	.437	22-65	.338	57-71	.803	25	33	58	1.9	46	1.5	63-0	24	28	6	287	9.6	20
Iuzzolino	70-23	1769	25.3	221-478	.462	54-144	.375	114-149	.765	31	109	140	2.0	328	4.7	101-0	49	129	6	610	8.7	23
Bond	74-38	1578	21.3	227-565	.402	7-42	.167	129-167	.772	52	144	196	2.6	122	1.6	223-3	75	112	18	590	8.0	25
Cambridge	53-13	885	16.7	151-312	.484	0-4	.000	68-99	.687	88	79	167	3.2	58	1.1	128-1	24	63	6	370	7.0	16
Howard	68-22	1295	19.0	183-414	.442	1-7	.143	72-94	.766	66	146	212	3.1	67	1.0	217-8	55	68	34	439	6.5	18
Hodge	79-8	1267	16.0	161-400	.403	0-0	—	71-104	.683	93	201	294	3.7	75	0.9	204-2	33	90	37	393	5.0	14
Wiley (Tot)	58-15	995	17.2	96-254	.378	54-154	.351	17-26	.654	29	62	91	1.6	181	3.1	127-2	65	80	3	263	4.5	15
Wiley (Dal)	33-13	641	19.4	70-173	.405	39-103	.379	12-18	.667	20	36	56	1.7	100	3.0	78-2	39	51	1	191	5.8	15
Curcic*	20-0	166	8.3	16-41	.390	0-0	—	26-36	.722	17	32	49	2.5	12	0.6	30-0	7	8	2	58	2.9	11
Moore*	39-1	510	13.1	103-249	.414	23-67	.343	53-61	.869	23	29	52	1.3	47	1.2	54-0	21	32	4	282	7.2	20
Strothers*	9-0	138	15.3	20-61	.328	2-13	.154	8-10	.800	8	6	14	1.6	13	1.4	13-0	8	15	0	50	5.6	10
Palmer*	20-0	124	6.2	27-57	.474	0-0	—	6-9	.667	12	32	44	2.2	5	0.3	29-0	1	10	5	60	3.0	18
Bardo*	23-0	175	7.6	19-62	.306	1-6	.167	12-17	.706	10	27	37	1.6	29	1.3	28-0	8	17	3	51	2.2	6
Mavericks	82	-	240.6	3164-7271	.435	283-837	.338	1530-2171	.705	1234	2265	3499	42.7	1683	20.5	2302-38	649	1459	355	8141	99.3	128
Opponents	82	-	240.6	3401-6783	.501	234-653	.358	2351-3071	.766	1063	2740	3803	46.4	2047	25.0	1861-81	802	1273	520	9387	114.5	139





1992-93 SEASON STATISTICS & RESULTS

No	Date	H-R	W-L	Opponent	Score	Home Record	Road Record	Total Record	Sk	Dallas Hi Scorer	Pt	Dallas Hi Rebr	Rb	Dallas Hi Scorer	Pt	Opponent Hi Rebr	Rb	Attend
1	11/7	H	L	Utah	106-122	0-1	0-0	0-1	L1	Harper	26	Iuzzolino	6	K. Malone	31	Benoit	14	12,514
2	11/10	R	L	Minnesota	104-118	0-1	0-1	0-2	L2	Bond	25	Ds/Doh/Tm	6	Person	24	Laettner	12	18,202
3	11/11	H	L	Milwaukee	116-124	0-2	0-1	0-3	L3	Harper	21	Davis	11	Edwards	31	Avent/Fb	8	11,276
4	11/14	H	W	Atlanta	113-105	1-2	0-1	1-3	W1	Davis	35	Davis	17	Wilkins	32	Dw/Kw	14	13,488
5	11/17	R	L	Charlotte	111-134	1-2	0-2	1-4	L1	Smith	17	Sr/Rw	9	Johnson	21	Mourning	14	23,698
6	11/19	R	L	San Antonio	95-123	1-2	0-3	1-5	L2	Harper	24	Td/Sr/Wb/Dh	5	Elliott	26	Green	9	16,057
7	11/21	H	L	Cleveland	108-119	1-3	0-3	1-6	L3	Harper	25	Davis	10	Ln/Mp	26	Lm/Jw	7	13,805
8	11/25	H	L	L.A. Clippers	112-130	1-4	0-3	1-7	L4	Rooks	22	Davis	9	Manning	31	Norman	9	11,433
9	11/27	H	L	Seattle	104-127	1-5	0-3	1-8	L5	Harper	21	Davis	14	Payton	31	Kemp	16	13,257
10	11/29	R	L	L.A. Lakers	85-114	1-5	0-4	1-9	L6	Tm/Bh	14	Davis	12	Divac	20	Green	14	13,855
11	12/1	R	L	Utah	101-116	1-5	0-5	1-10	L7	Td/Tm	20	Palmer	11	K. Malone	27	K. Malone	13	19,452
12	12/3	R	L	Seattle	108-125	1-5	0-6	1-11	L8	Moore	20	Smith	9	Kemp	17	Kemp	8	7,949
13	12/5	H	L	Houston	96-117	1-6	0-6	1-12	L9	Harper	23	Td/Bh	7	Olajuwon	26	Thorpe	8	14,096
14	12/8	H	L	Miami	112-126	1-7	0-6	1-13	L10	Harper	27	Rooks	12	Long	21	Seikaly	13	11,201
15	12/10	H	L	Minnesota	88-111	1-8	0-6	1-14	L11	Davis	21	Davis	12	Person	26	Longley	9	11,124
16	12/12	H	L	San Antonio	91-113	1-9	0-6	1-15	L12	Harper	25	Rooks	16	Robinson	22	Reid	15	13,903
17	12/16	H	W	L.A. Lakers	102-95	2-9	0-6	2-15	W1	Rooks	22	Sr/Bh	9	Threatt	23	Divac	9	13,358
18	12/18	R	L	San Antonio	101-122	2-9	0-7	2-16	L1	Harper	23	Td/Rw	12	Elliott	41	Smith	12	16,057
19	12/19	R	L	Houston	93-112	2-9	0-8	2-17	L2	Smith	27	Davis	11	Ot/Ho	18	Olajuwon	12	11,426
20	12/22	R	L	L.A. Clippers	94-108	2-9	0-9	2-18	L3	Td/Dh	20	Davis	11	Harper	25	M. Jackson	12	9,137
21	12/23	R	L	Golden State	97-111	2-9	0-10	2-19	L4	Harper	25	Smith	11	Hardaway	23	Hill	15	15,025
22	12/26	H	L	Golden State	96-110	2-10	0-10	2-20	L5	Bond	20	Smith	11	Hardaway	31	Hill	13	13,155
23	12/29	R	L	Sacramento	81-139	2-10	0-11	2-21	L6	White	15	Bond	7	Bonner	23	Bonner	11	17,317
24	12/30	R	L	Portland	92-111	2-10	0-12	2-22	L7	Smith	20	Davis	9	Porter	20	Williams	12	12,888
25	1/2	R	L	Minnesota	71-103	2-10	0-13	2-23	L8	Bond	16	Smith	12	Laettner	26	McCann	10	18,106
26	1/5	H	L	Portland	95-109	2-11	0-13	2-24	L9	Davis	22	Davis	14	Kersey	17	Bryant	10	12,227
27	1/7	H	L	Phoenix	107-111	2-12	0-13	2-25	L10	Harper	31	Rooks	11	Barkley	32	Barkley	14	13,760
28	1/9	H	L	Utah	102-126	2-13	0-13	2-26	L11	Iuzzolino	18	White	8	J. Malone	27	K. Malone	13	12,969
29	1/11	H	L	Charlotte	113-132	2-14	0-13	2-27	L12	Rooks	20	Davis	9	Johnson	24	Mourning	10	13,285
30	1/13	R	L	Detroit	96-112	2-14	0-14	2-28	L13	Davis	17	Davis	14	Thomas	20	Rodman	18	21,454
31	1/15	H	L	New York	93-107	2-15	0-14	2-29	L14	Harper	28	Davis	11	Rb/Js	18	Pe/Am	9	14,445
32	1/16	R	L	Denver	91-106	2-15	0-15	2-30	L15	Harper	35	Davis	10	Pack	19	Mutombo	16	14,568
33	1/19	H	W	Detroit	113-103	3-15	0-15	3-30	W1	Harper	26	Davis	18	Thomas	19	Laimbeer	14	11,498
34	1/21	H	L	Denver	94-110	3-16	0-15	3-31	L1	Moore	16	Davis	19	Jackson	24	Ellis	16	11,133
35	1/23	R	L	Orlando	106-127	3-16	0-16	3-32	L2	Harper	18	Td/Rw	8	O'Neal	38	O'Neal	13	15,151
36	1/24	R	L	Miami	106-122	3-16	0-17	3-33	L3	Harper	24	Davis	12	Rice	31	Seikaly	12	15,008
37	1/26	H	L	Chicago	88-123	3-17	0-17	3-34	L4	Moore	13	White	7	Sp/Sk	19	Sp/Sk	11	17,502
38	1/29	H	L	Sacramento	120-130	3-18	0-17	3-35	L5	Harper	28	Davis	17	Simmons	35	Rambis	10	11,410
39	1/30	R	L	Phoenix	105-126	3-18	0-18	3-36	L6	White	30	Davis	17	Majerle	30	Barkley	14	19,023
40	2/1	H	L	New Jersey	96-115	3-19	0-18	3-37	L7	Rooks	21	Td/Sr	12	Coleman	27	Bowie	9	10,452
41	2/3	H	L	Houston	102-119	3-20	0-18	3-38	L8	Harper	27	Davis	16	Olajuwon	30	Olajuwon	18	10,771
42	2/5	H	W	Indiana	105-104	4-20	0-18	4-38	W1	Rooks	26	Davis	16	Miller	30	Schrempf	16	11,715
43	2/6	R	L	Denver	93-111	4-20	0-19	4-39	L1	White	15	Smith	10	Williams	23	Mutombo	11	13,546
44	2/8	R	L	L.A. Lakers (Ot)	100-108	4-20	0-20	4-40	L2	Harper	23	Davis	14	Scott	26	Perkins	17	14,202
45	2/10	H	L	Washington	102-110	4-21	0-20	4-41	L3	Harper	23	White	14	Adams	29	Gugliotta	10	10,661
46	2/12	H	L	Boston	100-109	4-22	0-20	4-42	L4	Davis	21	Rooks	13	Abdelnaby	24	Parish	15	15,548
47	2/13	H	L	Philadelphia	96-119	4-23	0-20	4-43	L5	White	20	Rooks	10	Hornacek	20	Tp/Al	10	13,408
48	2/16	R	L	New York	87-117	4-23	0-21	4-44	L6	Rooks	23	Rooks	7	Davis	18	Co/Hw	10	19,763
49	2/17	R	L	Cleveland	97-124	4-23	0-22	4-45	L7	Rooks	19	Sr/Dc	8	Brandon	20	Williams	12	17,083
50	2/24	H	L	Denver	92-113	4-24	0-22	4-46	L8	Harper	23	Davis	11	Le/Cj	23	Mutombo	13	10,780
51	2/26	R	L	Minnesota	89-99	4-24	0-23	4-47	L9	Harper	23	Davis	11	West	21	Laettner	15	18,011
52	2/28	R	L	Indiana	96-110	4-24	0-24	4-48	L10	Harper	26	Rooks	9	Miller	31	Schrempf	17	11,560
53	3/2	R	L	Milwaukee	86-120	4-24	0-25	4-49	L11	Rooks	14	White	9	Brickowski	17	Strong	11	13,794
54	3/3	R	L	Chicago	97-125	4-24	0-26	4-50	L12	Davis	24	Davis	7	Pippen	24	Williams	8	18,062
55	3/5	H	L	Houston	86-105	4-25	0-26	4-51	L13	Td/Hodge	13	Davis	11	Olajuwon	24	Olajuwon	11	14,450
56	3/6	H	L	Phoenix	102-109	4-26	0-26	4-52	L14	Harper	27	White	10	K. Johnson	28	Barkley	15	17,502
57	3/9	R	L	San Antonio	84-119	4-26	0-27	4-53	L15	Sr/Wb	14	Rooks	7	Robinson	19	Reid	9	16,057
58	3/10	H	L	Portland	96-124	4-27	0-27	4-54	L16	White	31	Rooks	8	Porter	24	Duckworth	15	11,822
59	3/12	R	L	Phoenix	98-116	4-27	0-28	4-55	L17	Davis	23	Davis	11	Barkley	24	Cb/Cc	9	19,023
60	3/13	R	L	Sacramento	94-122	4-27	0-29	4-56	L18	Davis	21	Smith	7	Simmons	24	Williams	10	17,317
61	3/15	H	L	Utah	96-109	4-28	0-29	4-57	L19	Smith	22	Smith	12	K. Malone	36	K. Malone	8	14,852
62	3/17	H	W	Orlando	102-96	5-28	0-29	5-57	W1	Jackson	17	Davis	10	Anderson	25	O'Neal	12	17,502
63	3/19	R	W	Philadelphia	89-87	5-28	1-29	6-57	W2	Davis	24	Davis	10	Hawkins	26	Weatherspoon	8	9,427
64	3/21	R	L	New Jersey	84-106	5-28	1-30	6-58	L1	Rooks	17	Rooks	9	Petrovic	21	Bowie	8	11,487
65	3/23	R	L	Atlanta	107-125	5-28	1-31	6-59	L2	Rooks	23	Rooks	12	Wilkins	28	Willis	12	7,602
66	3/24	R	W	Washington	101-98	5-28	2-31	7-59	W1	Jackson	27	Dc/Jj	8	Chapman	22	Gugliotta	12	6,241
67	3/26	R	L	Boston	97-106	5-28	2-32	7-60	L1	Rooks	18	Davis	11	Parish	20	Parish	10	14,890
68	3/28	H	L	San Antonio	107-114	5-29	2-32	7-61	L2	Legler	19	Davis	6	Robinson	31	Dr/LS	7	17,336
69	3/31	H	L	Seattle	96-103	5-30	2-32	7-62	L3	Smith	26	Hodge	13	Pierce	23	Cage	10	14,101
70	4/2	H	L	Golden State	93-134	5-31	2-32	7-63	L4	Jackson	18	Jackson	10	Owens	29	Bh/Bo	11	16,722
71	4/4	R	L	L.A. Clippers	115-119	5-31	2-23	7-64	L5	Smith	22	Rooks	9	Norman	26	Norman	7	12,021
72	4/6	R	W	Seattle	109-107	5-31	3-33	8-64	W1	Jackson	18	Davis	8	Pierce	20	Cage	9	13,503
73	4/8	R	L	Portland	107-126	5-31	3-34	8-65	L1	Cambridge	16	Davis	8	Robinson	21	Williams	9	12,888
74	4/10	R	L	Golden State	94-100	5-31	3-35	8-66	L2	Davis	22	Davis	19	Sprewell	26	Alexander	14	15,025
75	4/12	R	L	Utah	94-107	5-31	3-36	8-67	L3	Rooks	20	Davis	11	K. Malone	27	K. Malone	13	19,916
76	4/14	H	L	L.A. Lakers	99-112	5-32	3-36	8-68	L4	Jj/Rw	20	Rooks	18	Threatt	22	Divac	12	16,064
77	4/16	H	W	Denver	99-86	6-32	3-36	9-68	W1	Jackson	20	Rooks	14	Mutombo	21	Mutombo	13	13,964
78	4/17	H	L	Sacramento (Ot)	107-108	6-33	3-36	9-69	L1	Harper	23	Td/Sr	11	Webb	24	Bonner	13	15,973
79	4/20	H	L	L.A. Clippers	98-107	6-34	3-36	9-70	L2	Jackson	21	Davis	19	Harper	22	Norman	10	12,760
80	4/21	R	L	Denver	112-137	6-34	3-37	9-71	L3	Jackson	29	Davis	10	Le/Cj	21	Mutombo	13	16,490
81	4/23	H	W	Minnesota	103-100	7-34	3-37	10-71	W1	Jackson	32	Davis	14	Williams	31	Williams	9	17,502
82	4/24	R	W	Houston	128-123	7-34	4-37	11-71	W2	Jackson	23	Davis	10	Smith	23	Olajuwon		



1991-1992

TOP ROW L-R HEAD COACH RICHIE ADUBATO, ASSISTANT COACH BOB ZUFFELATO, ASSISTANT COACH GAR HEARD, DOUG SMITH, TERRY DAVIS, DONALD HODGE, HERB WILLIAMS, BRIAN QUINNETT, RANDY WHITE, SPECIAL ASSIGNMENT COACH CLIFFORD RAY, VICE PRESIDENT/BASKETBALL OPERATIONS RICK SUND, CHIEF OPERATING OFFICER/GM NORM SONJU

BOTTOM ROW L-R EQUIPMENT MANAGER DOUG BAKER, TRACY MOORE, BRIAN HOWARD, FAT LEVER, ROLANDO BLACKMAN, DEREK HARPER, BRAD DAVIS, RODNEY MCCRAY, MIKE IUZZOLINO, TRAINER DOUG ATKINSON

SEASON NOTEBOOK

Won 22, lost 60 (fifth, Midwest)...the Mavericks started three rookies (Mike Iuzzolino, Doug Smith and Donald Hodge) in each of the final 21 games...there were two games (April 8-9) when four rookies started, a franchise first...the Mavericks lost a club-record-tying 15 straight games from March 1 to 26 and a club-record 26 straight road games from Dec. 26 through April 9...Dallas was held under 90 points a club-record 19 times (was 14 in 1990-91) and failed to shoot at least .400 a club-record 19 times (was eight in 1989-90)...seven times the Mavericks committed fewer than 10 turnovers in a game, including a season-low 5 turnovers Nov. 12 vs. Houston – tying as the fewest turnovers by any team in the NBA in 1991-92...the Mavericks set club lows in scoring (97.6 ppg) and field goal shooting (43.9%).


	G-S	Min	Avg	Fg-Att	Pct	3Fg-Att	Pct	Ft-Att	Pct	Off	Def	Reb	Avg	Ast	Avg	Pf-D	Stl To	Blk	Pts	Avg	Hi
Blackman	75-74	2527	33.7	535-1161	.461	65-169	.385	239-266	.898	78	161	239	3.2	204	2.7	134-0	50 153	22	1374	18.3	31
Harper	65-64	2252	34.6	448-1011	.443	58-186	.312	198-261	.759	49	121	170	2.6	373	5.7	150-0	101 154	17	1152	17.7	38
Williams	75-26	2040	27.2	367-851	.431	1-6	.167	124-171	.725	106	348	454	6.1	94	1.3	189-2	35 114	98	859	11.5	26
Lever	31-5	884	28.5	135-349	.387	17-52	.327	60-80	.750	56	105	161	5.2	107	3.5	73-0	46 36	12	347	11.2	32
T. Davis	68-67	2149	31.6	256-531	.482	0-5	.000	181-285	.635	228	444	672	9.9	57	0.8	202-1	26 117	29	693	10.2	20
Iuzzolino	52-21	1280	24.6	160-355	.451	59-136	.434	107-128	.836	27	71	98	1.9	194	3.7	79-0	33 92	1	486	9.3	23
McCray	75-48	2106	28.1	271-622	.436	25-85	.294	110-153	.719	149	319	46	6.2	219	2.9	180-2	48 115	30	677	9.0	24
Smith	76-32	1707	22.5	291-702	.415	0-11	.000	89-121	.736	129	262	391	5.1	129	1.7	259-5	62 97	34	671	8.8	26
Moore	42-2	782	18.6	130-325	.400	30-84	.357	65-78	.833	31	51	82	2.0	48	1.1	97-0	32 44	4	355	8.5	19
Hodge	51-27	1058	20.7	163-328	.497	0-0	-	100-150	.667	118	157	275	5.4	39	0.8	128-2	25 75	23	426	8.4	24
White	65-12	1021	15.7	145-382	.380	4-27	.148	124-162	.765	96	140	236	3.6	31	0.5	157-1	31 68	22	418	6.4	20
Donaldson	44-32	994	22.6	107-227	.471	0-0	-	59-84	.702	97	173	270	6.1	31	0.7	86-0	8 41	44	273	6.2	15
Howard	27-0	318	11.8	54-104	.519	1-2	.500	22-31	.710	17	34	51	1.9	14	0.5	55-2	11 15	8	131	4.9	14
Quinnett (Tot)	39-0	326	18.4	43-124	.347	13-41	.317	16-26	.615	16	35	51	1.3	12	0.3	32-0	16 16	8	115	2.9	14
Quinnett (Dal)	15-0	136	19.1	15-51	.294	3-15	.200	8-12	.667	7	20	27	1.8	5	0.3	11-0	9 8	2	41	2.7	8
B. Davis	33-0	429	13.0	38-86	.442	5-18	.278	11-15	.733	4	29	33	1.0	66	2.0	57-0	11 27	3	92	2.8	8
Garrick (Tot)*	40-5	549	13.7	59-143	.413	1-4	.250	18-26	.692	12	44	56	1.4	98	2.5	54-0	36 44	4	137	3.4	13
Garrick (Dal)*	6-0	63	10.5	4-17	.235	0-1	.000	2-2	1.000	2	4	6	1.0	17	2.8	7-0	8 4	0	10	1.7	4
Vianna*	1-0	9	19.0	1-2	.500	0-0	-	0-0	-	0	0	0	0.0	2	2.0	3-0	0 1	0	2	2.0	2
Mavericks	82	19755	-	3120-7104	.439	268-797	.336	1499-1999	.750	1194	2439	3633	44.3	1630	19.9	1867-15	536 1202	349	8007	97.6	141
Opponents	82	19755	-	3314-7051	.470	183-599	.306	1823-2368	.770	1157	2631	3788	46.2	1936	23.6	1735-19	723 1054	456	8634	105.3	143





1991-92 SEASON STATISTICS & RESULTS

No	Date	H-R	W-L	Opponent	Score	Home Record	Road Record	Total Record	Sk	Dallas Hi Scorer	Pt	Dallas Hi Rebr	Rb	Dallas Hi Scorer	Pt	Opponent Hi Rebr	Rb	Attend
1	11/1	R	L	San Antonio	99-140	0-0	0-1	0-1	L1	Lever	17	Rm/Td	5	Robinson	24	Cummings	16	16,057
2	11/2	H	L	L.A. Lakers (Ot)	113-114	0-1	0-1	0-2	L2	Blackman	25	T. Davis	15	Worthy	30	Threath	10	17,502
3	11/5	H	L	Cleveland	101-112	0-2	0-1	0-3	L3	Blackman	23	McCray	13	Nance	29	Daugherty	12	14,019
4	11/6	R	W	Minnesota	97-94	0-2	1-1	1-3	W1	Harper	26	T. Davis	14	West	14	Spencer	9	19,006
5	11/8	R	L	Chicago	92-108	0-2	1-2	1-4	L1	Harper	15	T. Davis	9	Jordan	26	Sp/Hg	10	18,120
6	11/9	R	L	Milwaukee	95-111	0-2	1-3	1-5	L2	Blackman	28	T. Davis	10	Humphries	24	Malone	11	15,175
7	11/12	H	L	Houston	92-98	0-3	1-3	1-6	L3	Blackman	30	Williams	13	Maxwell	28	Thorpe	11	14,658
8	11/14	H	W	L.A. Clippers	95-88	1-3	1-3	2-6	W1	Blackman	30	Td/Hw	12	Manning	27	Vaught	11	14,168
9	11/16	H	W	Phoenix	91-88	2-3	1-3	3-6	W2	Blackman	22	T. Davis	12	Hornacek	21	Lang	10	17,364
10	11/19	R	W	Denver	96-93	2-3	2-3	4-6	W3	Blackman	18	Td/FI	7	Williams	18	Mutombo	18	7,382
11	11/20	H	L	New York	89-92	2-4	2-3	4-7	L1	Blackman	25	T. Davis	9	Ewing	27	Pe/Co	13	15,608
12	11/23	H	W	Utah (Ot)	121-109	3-4	2-3	5-7	W1	Lever	32	Rm/Rb	9	K. Malone	33	K. Malone	13	17,333
13	11/27	H	W	Indiana	113-106	4-4	2-3	6-7	W2	McCray	20	Williams	9	M. Williams	27	Smits	10	14,713
14	11/29	H	L	New Jersey	91-97	4-5	2-3	6-8	L1	Harper	26	T. Davis	12	Petrovic	24	Morris	11	16,121
15	11/30	H	W	Minnesota	79-78	5-5	2-3	7-8	W1	Smith	17	Donaldson	15	Glass	23	Gg/Tb	7	16,155
16	12/3	H	L	Atlanta	99-103	5-6	2-3	7-9	L1	Harper	24	McCray	12	Willis	29	Willis	31	15,080
17	12/5	R	L	Golden State	107-117	5-6	2-4	7-10	L2	Harper	26	White	9	Cm/Th	27	Hill	8	15,025
18	12/7	R	L	Seattle	101-104	5-6	2-5	7-11	L3	Blackman	28	Davis	12	Pierce	27	Cage	10	12,313
19	12/8	R	L	L.A. Lakers	88-103	5-6	2-6	7-12	L4	Harper	20	T. Davis	7	Bs/Acg	16	Perkins	11	15,988
20	12/10	H	W	Miami	114-110	6-6	2-6	8-12	W1	Blackman	31	T. Davis	19	Burton	23	Seikaly	14	14,239
21	12/11	R	W	Charlotte	106-103	6-6	3-6	9-12	W2	Harper	35	Donaldson	16	Johnson	24	Gattison	18	23,698
22	12/13	R	L	Indiana	108-124	6-6	3-7	9-13	L1	Harper	18	T. Davis	9	Person	32	Smits	13	9,832
23	12/14	R	W	Cleveland	99-97	6-6	4-7	10-13	W1	Blackman	26	T. Davis	13	Daugherty	24	Daugherty	15	13,057
24	12/17	H	L	San Antonio	87-98	6-7	4-7	10-14	L1	Rb/Dh	21	Williams	11	Robinson	22	Dr/Wa	12	15,125
25	12/20	H	L	Washington	99-107	6-8	4-7	10-15	L2	Williams	22	McCray	14	Ellison	31	Ellison	16	14,491
26	12/21	H	W	Sacramento	109-85	7-8	4-7	11-15	W1	Harper	22	Td/Jd	11	Simmons	16	Tisdale	10	15,134
27	12/23	R	W	Houston	105-85	7-8	5-7	12-15	W2	Dh/Rb	27	Smith	10	Olajuwon	21	Thorpe	14	15,508
28	12/26	R	L	Portland	88-113	7-8	5-8	12-16	L1	McCray	15	Hw/FI	7	Drexler	20	Williams	12	12,888
29	12/28	R	L	Phoenix	103-121	7-8	5-9	12-17	L2	Blackman	22	Williams	12	Johnson	26	Lang	12	14,496
30	1/3	H	L	Detroit	96-106	7-9	5-9	12-18	L3	Harper	24	T. Davis	16	Thomas	20	Rodman	20	17,502
31	1/4	R	L	Utah	78-113	7-9	5-10	12-19	L4	Smith	16	Smith	7	K. Malone	26	Brown	14	19,911
32	1/7	H	L	L.A. Lakers	80-104	7-10	5-10	12-20	L5	Williams	19	McCray	10	Teagle	19	Perkins	13	17,083
33	1/9	R	L	Atlanta	108-124	7-10	5-11	12-21	L6	Harper	24	T. Davis	12	Wilkins	32	Willis	13	9,743
34	1/10	H	L	Seattle	82-94	7-11	5-11	12-22	L7	Harper	27	T. Davis	14	Johnson	19	Kemp	13	15,361
35	1/13	R	L	Detroit	81-84	7-11	5-12	12-23	L8	Blackman	15	T. Davis	21	Woolridge	15	Rodman	21	21,454
36	1/14	R	L	New Jersey	88-97	7-11	5-13	12-24	L9	Harper	28	T. Davis	16	Coleman	20	Sb/Cd	9	7,165
37	1/16	H	L	Denver	90-101	7-12	5-13	12-25	L10	Harper	24	T. Davis	13	Garland	25	Mutombo	14	15,506
38	1/18	H	L	Golden State	141-143	7-13	5-13	12-26	L11	Harper	38	T. Davis	11	Mullin	29	Cm/Bo/Th	8	17,502
39	1/22	H	W	Milwaukee	118-116	8-13	5-13	13-26	W1	Smith	26	Smith	9	Ellis	23	Malone	11	14,299
40	1/24	R	L	Orlando	103-121	8-13	5-14	13-27	L1	Harper	19	T. Davis	13	Anderson	32	Anderson	12	15,151
41	1/25	R	L	Miami	101-103	8-13	5-15	13-28	L2	Harper	24	Td/Jd	10	Rice	33	Ke/GI	9	15,008
42	1/29	H	L	San Antonio	93-108	8-14	5-15	13-29	L3	White	20	White	12	Anderson	21	Robinson	12	15,218
43	1/31	H	L	Chicago	92-107	8-15	5-15	13-30	L4	Blackman	20	T. Davis	12	Jordan	25	Jordan	10	17,502
44	2/1	H	L	Utah	90-104	8-16	5-15	13-31	L5	T. Davis	19	T. Davis	11	K. Malone	26	K. Malone	11	16,392
45	2/3	R	L	Sacramento	95-99	8-16	5-16	13-32	L6	Blackman	23	T. Davis	13	Richmond	22	Causwell	11	17,014
46	2/4	R	L	L.A. Clippers	80-97	8-16	5-17	13-33	L7	Williams	17	T. Davis	10	Norman	19	Harper	11	9,487
47	2/6	H	L	Portland	98-103	8-17	5-17	13-34	L8	Blackman	26	T. Davis	16	Drexler	32	Williams	15	15,707
48	2/12	H	W	Boston	108-100	9-17	5-17	14-34	W1	Dh/Hw	23	Harper	9	Lewis	24	Pickney	14	17,502
49	2/14	R	L	Denver	85-105	9-17	5-18	14-35	L1	Williams	20	Williams	10	R. Williams	22	Mutombo	19	12,223
50	2/15	H	W	Houston	103-99	10-17	5-18	15-35	W1	Blackman	31	Williams	10	Maxwell	25	Thorpe	13	17,247
51	2/18	H	L	Philadelphia	90-94	10-18	5-18	15-36	L1	T. Davis	17	T. Davis	14	Barkley	28	Barkley	15	15,676
52	2/19	R	L	Utah	98-118	10-18	5-19	15-37	L2	T. Davis	14	White	8	K. Malone	23	K. Malone	9	19,911
53	2/21	H	W	Minnesota	109-94	11-18	5-19	16-37	W1	Moore	19	T. Davis	14	Richardson	17	Mitchell	10	16,009
54	2/24	H	L	Golden State	131-138	11-19	5-19	16-38	L1	Iuzzolino	22	Td/Ds	8	Mullin	29	Hill	14	14,828
55	2/26	R	L	Minnesota	105-106	11-19	5-20	16-39	L2	Blackman	22	T. Davis	9	Glass	31	Campbell	8	18,173
56	2/28	H	W	Phoenix	115-107	12-19	5-20	17-39	W1	Harper	20	Smith	11	Majerle	20	West	9	17,148
57	3/1	R	L	Boston	91-101	12-19	5-21	17-40	L1	Hodge	19	Hodge	11	Bird	26	Bird	13	14,890
58	3/3	R	L	New York	83-102	12-19	5-22	17-41	L2	Blackman	16	Td/Dh	9	Js/Xm	18	McDaniel	11	16,083
59	3/5	R	L	Washington	109-119	12-19	5-23	17-42	L3	Harper	30	Td/Hw	9	Eackles	23	Ellison	10	6,165
60	3/6	R	L	Philadelphia	86-88	12-19	5-24	17-43	L4	Blackman	22	T. Davis	13	Barkley	24	Barkley	15	16,812
61	3/8	H	L	San Antonio	81-93	12-20	5-24	17-44	L5	Hodge	19	T. Davis	14	Robinson	18	Robinson	13	16,335
62	3/10	R	L	Houston	93-116	12-20	5-25	17-45	L6	Williams	16	Hodge	10	Maxwell	19	Olajuwon	11	14,002
63	3/11	H	L	Charlotte	105-120	12-21	5-25	17-46	L7	Iuzzolino	23	Ds/Hw	6	Gill	26	Johnson	18	15,727
64	3/13	R	L	L.A. Clippers	97-105	12-21	5-26	17-47	L8	Iuzzolino	21	T. Davis	18	Harper	23	Harper	12	11,955
65	3/15	R	L	Seattle	100-109	12-21	5-27	17-48	L9	Blackman	25	T. Davis	10	Pierce	23	Kemp	15	12,163
66	3/17	R	L	Phoenix	81-92	12-21	5-28	17-49	L10	T. Davis	16	T. Davis	15	Johnson	18	West	10	14,496
67	3/18	H	L	L.A. Clippers	86-117	12-22	5-28	17-50	L11	Iuzzolino	22	T. Davis	11	Manning	23	Cs/Lv	6	15,363
68	3/20	H	L	Sacramento	96-125	12-23	5-28	17-51	L12	Rb/Mi	20	McCray	11	Richmond	21	Simmons	13	16,118
69	3/22	H	L	Seattle	105-113	12-24	5-28	17-52	L13	Blackman	30	Rm/Hodge	9	Johnson	31	Kemp	17	14,345
70	3/24	R	L	Portland	83-109	12-24	5-29	17-53	L14	Smith	15	Smith	10	Porter	19	JK/Bw	9	12,888
71	3/26	R	L	L.A. Lakers	92-115	12-24	5-30	17-54	L15	Iuzzolino	19	Dh/Hw	6	Teagle	28	Divac	11	17,324
72	3/29	H	W	Denver	105-98	13-24	5-30	18-54	W1	Blackman	22	Smith	14	MI/Mm	19	Anderson	12	16,203
73	4/1	H	W	Orlando	102-89	14-24	5-30	19-54	W2	Iuzzolino	20	McCray	15	Anderson	25	Kite	9	15,140
74	4/3	H	L	Minnesota	95-104	14-25	5-30	19-55	L1	Williams	26	Rm/Ds	7	Richardson	22	Tb/Fs	9	15,795
75	4/5	R	L	Sacramento	89-103	14-25	5-31	19-56	L2	Hodge	24	Hodge	14	Simmons	23	Simmons	19	17,014
76	4/8	R	L	Golden State	91-110	14-25	5-32	19-57	L3	MI/Hw	14	McCray	15	Mullin	29	Hill	12	15,025
77	4/9	R	L	Utah	90-113	14-25	5-33	19-58	L4	Williams	20	White	9	K. Malone	28	K. Malone	11	19,911
78	4/11	R	W	Houston	99-92	14-25	5-33	20-58	W1	Blackman	30	McCray	13	Floyd	22	Ot/Ho	13	14,501
79	4/14	R	L	San Antonio	108-120	14-25	5-34	20-59	L1	Blackman	20	McCray	14	Elliott	26	Cummings	12	16,057
80	4/15	H	L	Portland	94-100	14-26	5-34	20-60	L2	Blackman	18	Rm/Hodge	1					



1990-1991

TOP ROW L-R HEAD COACH RICHIE ADUBATO, ASSISTANT COACH BOB ZUFFELATO, ASSISTANT COACH GAR HEARD, ROY TARPLEY, JOHN SHASKY, JAMES DONALDSON, JIM GRANDHOLM, HERB WILLIAMS, RANDY WHITE, SPECIAL ASSIGNMENT COACH CLIFFORD RAY, VICE PRESIDENT/BASKETBALL OPERATIONS RICK SUND, CHIEF OPERATING OFFICER/GM NORM SONJU

BOTTOM ROW L-R EQUIPMENT MANAGER KERRY LEATH, KELVIN UPSHAW, ALEX ENGLISH, ROLANDO BLACKMAN, FAT LEVER, DEREK HARPER, BRAD DAVIS, RODNEY MCCRAY, STEVE ALFORD, TRAINER DOUG ATKINSON

SEASON NOTEBOOK

Won 28, lost 54 (sixth, Midwest)...the Mavericks had averaged over 48 wins the previous four seasons...Dallas, which got off to a 4-1 start before losing Roy Tarpley and Fat Lever for the season due to right knee injuries, dropped 53 of its final 77 games, including 13 of the final 16 games...39 times Dallas was without the services of three or more players, including five games in which four or more players were sidelined...Dallas came back seven times from deficits of 12+ points to win, including twice from 16 points down...the Mavericks were 15-16 in games decided by six points or less, including 9-6 in games decided by three points or less...the Mavericks were 21-21 when scoring 100+ points and 7-33 when held under 100 points.

	G-S	Min	Avg	Fg-Att	Pct	3fg-Att	Pct	Ft-Att	Pct	Off	Def	Reb	Avg	Ast	Avg	Pf-D	Shl	To	Blk	Pts	Avg	Hi
Tarpley	5-5	171	34.2	43-79	.544	0-1	.000	16-18	.889	16	39	55	11.0	12	2.4	20-0	6	13	9	102	20.4	29
Blackman	80-80	2965	37.1	634-1316	.482	40-114	.351	282-326	.865	63	193	256	3.2	301	3.8	153-0	69	159	19	1590	19.9	37
Harper	77-77	2879	37.4	572-1226	.467	89-246	.362	286-391	.731	59	174	233	3.0	548	7.1	222-1	147	177	14	1519	19.7	34
Williams	60-36	1832	30.5	332-655	.507	0-4	.000	83-130	.638	86	271	357	6.0	95	1.6	197-3	30	113	88	747	12.5	31
McCray	74-68	2561	34.6	336-679	.495	13-39	.333	159-198	.803	153	407	560	7.6	259	3.5	203-3	70	129	51	844	11.4	23
Donaldson	82-82	2800	34.1	327-615	.532	0-0	—	165-229	.721	201	526	727	8.9	69	0.8	181-0	34	146	93	819	10.0	25
English	79-26	1748	22.1	322-734	.439	0-1	.000	119-140	.850	108	146	254	3.2	105	1.3	141-0	40	101	25	763	9.7	27
White	79-29	1901	24.1	265-665	.398	6-37	.162	159-225	.707	173	331	504	6.4	63	0.8	308-6	81	131	44	695	8.8	24
Lever	4-0	86	21.5	9-23	.391	0-3	.000	11-14	.786	3	12	15	3.8	12	3.0	5-0	6	10	3	29	7.3	13
Upshaw	48-1	514	10.7	104-231	.450	7-29	.241	55-64	.859	20	35	55	1.1	86	1.8	77-0	28	39	5	270	5.6	19
Davis	80-6	1426	17.8	159-373	.426	22-85	.259	91-118	.771	13	105	118	1.5	230	2.9	212-1	45	77	17	431	5.4	15
Alford	34-0	236	6.9	59-117	.504	7-23	.304	26-31	.839	10	14	24	0.7	22	0.6	11-0	8	16	1	151	4.4	15
Grandholm	26-0	168	6.5	30-58	.517	9-17	.529	10-21	.476	20	30	50	1.9	8	0.3	33-0	2	11	8	79	3.0	10
Shasky	57-0	510	8.9	51-116	.440	0-0	—	48-79	.606	58	76	134	2.4	11	0.2	75-0	14	27	20	150	2.6	13
Wright*	3-0	8	2.7	2-3	.667	0-1	.000	2-2	1.000	1	1	2	0.7	0	0.0	2-0	1	0	0	6	2.0	4
Mavericks	82	19805	-	3245-6890	.471	193-600	.322	1512-1986	.761	984	2360	3344	40.8	1821	22.2	1840-14	581	1186	397	8195	99.9	140
Opponents	82	19805	-	3346-6945	.482	178-583	.305	1700-2296	.740	1116	2489	3605	44.0	2025	24.7	1778-10	650	1147	400	8570	104.5	135





1990-91 SEASON STATISTICS & RESULTS

No	Date	H-R	W-L	Score	Home	Road	Total	Record	Dallas			Dallas			Dallas			Opponent		Rb	Attend
									Dal-Opp	Record	Sk	Hi Scorer	Pt	Hi Rebr	Rb	Hi Scorer	Pt	Hi Rebr	Rb		
1	11/2	R	L	Minnesota	85-98	0-0	0-1	0-1	L1	Blackman	21	Tarpley	15	Campbell	24	Corbin	9	19,006			
2	11/3	H	W	Denver	140-110	1-0	0-1	1-1	W1	Tarpley	25	Tarpley	13	Woolfridge	21	Rasmussen	11	17,007			
3	11/6	R	W	New York	96-91	1-0	1-1	2-1	W2	Tarpley	29	Tarpley	10	Ewing	26	Oakley	18	14,056			
4	11/7	R	W	Philadelphia	104-101	1-0	2-1	3-1	W3	Tarpley	26	Tarpley	11	Hawkins	25	Gminski	9	10,525			
5	11/9	H	W	Orlando	111-99	2-0	2-1	4-1	W4	Blackman	34	McCray	10	Anderson	29	Kite	10	16,760			
6	11/13	R	L	Orlando	103-109	2-0	2-2	4-2	L1	Blackman	36	Williams	7	Catledge	30	Smith	8	14,588			
7	11/14	R	L	Miami	93-105	2-0	2-3	4-3	L2	Harper	30	Hw/Rm	8	Seikaly	30	Seikaly	21	15,008			
8	11/16	H	W	L.A. Lakers	99-86	3-0	2-3	5-3	W1	Harper	19	Donaldson	14	Scott	23	Johnson	8	17,007			
9	11/20	H	L	Minnesota (Ot)	91-92	3-1	2-3	5-4	L1	Blackman	32	Jd/Rw	9	Campbell	28	Corbin	16	15,975			
10	11/23	H	L	San Antonio	104-107	3-2	2-3	5-5	L2	Blackman	30	Rw/Jd	7	Robinson	32	Robinson	13	17,007			
11	11/24	H	L	Utah	74-85	3-3	2-3	5-6	L3	Blackman	21	Hw/Jd	10	K. Malone	27	Km/Me	9	17,007			
12	11/28	H	W	L.A. Clippers	107-88	4-3	2-3	6-6	W1	Blackman	30	Donaldson	9	Smith	24	Smith	9	15,790			
13	12/1	R	L	San Antonio	97-109	4-3	2-4	6-7	L1	Harper	18	Js/Rm	7	Robinson	23	Cummings	13	15,908			
14	12/4	R	L	Sacramento	83-103	4-3	2-5	6-8	L2	Harper	20	Donaldson	13	Carr	31	Tisdale	8	17,014			
15	12/5	R	L	L.A. Clippers	89-93	4-3	2-6	6-9	L3	English	18	Rw/Jd	15	Smith	24	Benjamin	17	10,636			
16	12/7	H	L	Boston	104-112	4-4	2-6	6-10	L4	Blackman	35	McCray	13	Parish	26	Parish	14	17,007			
17	12/8	H	L	Houston	107-113	4-5	2-6	6-11	L5	Rb/Dh	30	McCray	8	Thorpe	28	Thorpe	16	17,007			
18	12/12	R	W	L.A. Lakers (Ot)	112-97	4-5	3-6	7-11	W1	Rb/Dh	22	Donaldson	15	Worthy	28	Perkins	11	16,086			
19	12/14	R	L	Portland	104-106	4-5	3-7	7-12	L1	Blackman	26	White	11	Drexler	29	Williams	12	12,884			
20	12/15	R	L	Seattle	105-106	4-5	3-8	7-13	L2	Blackman	28	McCray	9	Kemp	22	Cage	8	10,009			
21	12/18	H	L	Phoenix	95-114	4-6	3-8	7-14	L3	McCray	19	White	13	Majerle	24	McDaniel	11	17,007			
22	12/21	H	W	Milwaukee	103-89	5-6	3-8	8-14	W1	Blackman	27	Donaldson	11	Pierce	20	Robertson	9	17,007			
23	12/22	R	W	Denver	119-110	5-6	4-8	9-14	W2	Blackman	31	McCray	13	Adams	27	Rasmussen	13	8,595			
24	12/26	R	L	Phoenix	88-115	5-6	4-9	9-15	L1	Harper	19	White	8	Chambers	24	Chambers	12	14,487			
25	12/27	R	L	Utah	102-110	5-6	4-10	9-16	L2	Harper	32	McCray	9	K. Malone	35	Km/Tb	11	12,616			
26	12/29	H	W	Sacramento	90-79	6-6	4-10	10-16	W1	Harper	26	Donaldson	14	Carr	17	Carr	9	17,007			
27	1/2	R	L	Minnesota	95-115	6-6	4-11	10-17	L1	Harper	29	McCray	10	Campbell	32	Spencer	16	19,006			
28	1/3	R	L	Milwaukee	87-97	6-6	4-12	10-18	L2	Harper	21	McCray	9	Pierce	28	Robertson	9	15,671			
29	1/6	R	L	Boston	110-127	6-6	4-13	10-19	L3	Blackman	27	Ae/Rm	7	Gamble	23	Parish	9	14,890			
30	1/7	R	W	New Jersey (Ot)	88-87	6-6	5-13	11-19	W1	English	27	English	12	Bowie	27	Bowie	14	9,055			
31	1/9	H	W	Portland	109-99	7-6	5-13	12-19	W2	Rb/Ae	24	Donaldson	15	Drexler	22	Williams	15	17,007			
32	1/11	H	L	Utah	99-110	7-7	5-13	12-20	L1	Harper	33	McCray	13	K. Malone	38	K. Malone	16	17,007			
33	1/12	H	L	Orlando	103-127	7-8	5-13	12-21	L2	Blackman	29	Rm/Jd	7	Sv/Na	24	Catledge	9	17,007			
34	1/14	H	L	Detroit	81-89	7-9	5-13	12-22	L3	Harper	21	White	14	Johnson	19	Rodman	15	17,007			
35	1/16	R	L	San Antonio	94-100	7-9	5-14	12-23	L4	Harper	27	Jd/Rm	10	Robinson	30	Cummings	11	15,908			
36	1/18	H	L	L.A. Clippers (Ot)	112-119	7-10	5-14	12-24	L5	Rb/Jd	25	Donaldson	18	Benjamin	27	Benjamin	11	16,718			
37	1/19	H	W	Charlotte	110-95	8-10	5-14	13-24	W1	English	23	Donaldson	14	Newman	40	Gminski	12	16,425			
38	1/23	H	L	Cleveland	85-99	8-11	5-14	13-25	L1	McCray	16	Rm/Rw	10	Ln/Bd	21	Daugherty	12	16,210			
39	1/25	R	L	Detroit	82-84	8-11	5-15	13-26	L2	Blackman	23	White	13	Johnson	21	Rodman	17	21,454			
40	1/26	R	W	Washington	99-96	8-11	6-15	14-26	W1	English	22	Donaldson	17	King	27	Jones	11	11,013			
41	1/29	H	W	Seattle	117-112	9-11	6-15	15-26	W2	White	24	McCray	10	Mckey	24	Polynice	6	15,820			
42	2/1	H	L	Chicago	90-101	9-12	6-15	15-27	L1	Blackman	24	Donaldson	10	Jordan	31	Pippen	14	17,007			
43	2/5	H	W	Indiana	114-109	10-12	6-15	16-27	W1	Harper	24	White	12	Miller	26	Dreiling	7	16,351			
44	2/7	H	W	Golden State	102-101	11-12	6-15	17-27	W2	Harper	20	Donaldson	15	Richmond	34	Lister	7	16,101			
45	2/12	R	L	Charlotte	92-100	11-12	6-16	17-28	L1	Blackman	22	McCray	12	Newman	21	Gminski	14	23,901			
46	2/13	R	L	Cleveland	93-95	11-12	6-17	17-29	L2	Blackman	28	Donaldson	12	Daugherty	23	Daugherty	13	11,522			
47	2/15	H	W	Washington	121-96	12-12	6-17	18-29	W1	Blackman	28	Donaldson	16	King	14	Ellison	10	17,007			
48	2/16	H	W	San Antonio	96-94	13-12	6-17	19-29	W2	Blackman	37	White	15	Robinson	34	Robinson	19	17,007			
49	2/18	R	W	Golden State	107-101	13-12	7-17	20-29	W3	Dh/Ae	24	Williams	7	Mullin	33	Hardaway	7	15,025			
50	2/19	R	L	Portland	100-107	13-12	7-18	20-30	L1	Harper	32	McCray	11	Porter	23	Bw/Cr	10	12,884			
51	2/21	H	L	L.A. Lakers	92-106	13-13	7-18	20-31	L2	Harper	24	McCray	12	Johnson	21	Johnson	10	17,007			
52	2/23	R	L	Atlanta	107-122	13-13	7-19	20-32	L3	English	19	Donaldson	9	Wilkins	31	Wilkins	14	12,376			
53	2/26	R	L	Minnesota	94-100	13-13	7-20	20-33	L4	Harper	25	Williams	8	Corbin	31	Corbin	11	19,006			
54	2/27	R	W	Indiana	108-104	13-13	8-20	21-33	W1	Ae/Rb	21	White	10	Person	24	Schrempf	8	8,749			
55	3/1	R	L	Chicago	86-109	13-13	8-21	21-34	L1	Blackman	19	Williams	10	Jordan	29	Jordan	11	18,676			
56	3/2	H	L	Miami	103-109	13-14	8-21	21-35	L2	Blackman	19	Williams	9	Douglas	25	Long	10	17,007			
57	3/4	H	W	New Jersey	102-100	14-14	8-21	22-35	W1	Dh/Rb	21	Donaldson	15	Coleman	24	Coleman	12	15,770			
58	3/6	H	L	Philadelphia	92-97	14-15	8-21	22-36	L1	Williams	22	McCray	10	Barkley	33	Mahorn	15	17,007			
59	3/7	R	L	Houston	90-122	14-15	8-22	22-37	L2	McCray	18	Shasky	8	Thorpe	24	Ao/Ls	8	14,012			
60	3/10	R	L	Denver	110-124	14-15	8-23	22-38	L3	Williams	25	McCray	13	Ow/Ma	31	Williams	9	11,520			
61	3/13	H	W	Seattle	98-96	15-15	8-23	23-38	W1	Harper	18	White	8	Kemp	24	Kemp	13	15,813			
62	3/15	H	L	Atlanta	117-127	15-16	8-23	23-39	L1	Williams	27	Williams	12	Battle	28	Malone	14	17,007			
63	3/16	H	L	Golden State	105-117	15-17	8-23	23-40	L2	Williams	20	White	11	Richmond	36	Mullin	10	17,007			
64	3/18	H	W	Sacramento	104-86	16-17	8-23	24-40	W1	Blackman	31	McCray	18	Simmons	19	Simmons	10	15,827			
65	3/20	H	L	Phoenix	96-110	16-18	8-23	24-41	L1	Williams	30	Donaldson	11	McDaniel	24	West	10	17,007			
66	3/22	H	W	New York (Ot)	104-102	17-18	8-23	25-41	W1	Harper	27	Donaldson	12	Ewing	29	Oakley	18	17,004			
67	3/23	R	L	Orlando	93-105	17-18	8-24	25-42	L1	English	19	Donaldson	8	Reynolds	26	Anderson	10	15,077			
68	3/27	H	L	Orlando	85-97	17-19	8-24	25-43	L2	Blackman	20	Donaldson	10	Reynolds	20	Kite	16	16,473			
69	3/29	R	L	L.A. Clippers	96-105	17-19	8-25	25-44	L3	Blackman	24	Williams	9	Smith	22	Dm/Op	8	12,320			
70	3/30	R	L	Seattle	102-115	17-19	8-26	25-45	L4	Williams	31	Donaldson	10	Kemp	23	Benjamin	7	11,756			
71	4/2	H	W	Denver	133-126	18-19	8-26	26-45	W1	Harper	24	Donaldson	12	Adams	37	Anderson	11	16,105			
72	4/3	R	L	Houston	86-102	18-19	8-27	26-46	L1	Blackman	20	Donaldson	8	Maxwell	27	Olajuwon	22	16,611			
73	4/5	H	L	Utah	87-93	18-20	8-27	26-47	L2	Williams	19	Donaldson	15	K. Malone	31	K. Malone	19	16,777			
74	4/7	H	L	Portland	92-110	18-21	8-27	26-48	L3	Williams	19	Donaldson	12	Robinson	22	Williams	11	16,620			
75	4/9	R	L	Sacramento	104-113	18-21	8-28	26-49	L4	Blackman	26	Donaldson	14	Simmons	35	Causwell	12	17,014			
76	4/10	R	L	Utah	91-97	18-21	8-29	26-50	L5	Harper	34	Donaldson	12	K. Malone	26	Eaton	9	12,616			
77	4/12	R	L	Phoenix	91-103	18-21	8-30	26-51	L6	Harper	24	Williams	8	Hornacek	28	Rambis	12	14,487			
78	4/13	R	L	Golden State	114-132	18-21	8-31	26-52	L7	Harper	20	White	10	Marcilionis	19	Tolbert	10	15,025			
79	4/15	R	L	L.A. Lakers	106-112	18-21	8-32	26-53	L8	Harper	29	Williams	11	Worthy	23	Johnson	9	17,505			
8																					



1989-1990

TOP ROW L-R HEAD COACH RICHIE ADUBATO, ASSISTANT COACH GAR HEARD, BOB MCCANN, ADRIAN DANTLEY, HERB WILLIAMS, ROY TARPLEY, JAMES DONALDSON, BILL WENNINGTON, SAM PERKINS, SPECIAL ASSIGNMENT COACH CLIFFORD RAY, VICE PRESIDENT/ BASKETBALL OPERATIONS RICK SUND, CHIEF OPERATING OFFICER/GM NORM SONJU

BOTTOM ROW L-R ASSISTANT TRAINER/EQUIPMENT MANAGER KYLE LEATH, DEREK HARPER, ANTHONY JONES, STEVE ALFORD, RANDY WHITE, ROLANDO BLACKMAN, BRAD DAVIS, TRAINER DOUG ATKINSON

SEASON NOTEBOOK

Won 47, lost 35 (third, Midwest)...after missing the playoffs the previous season for the first time since 1982-83, the Mavericks returned to postseason action...Dallas was swept, 3-0, in the first-round by the eventual Western Conference Champion Portland Trail Blazers...on Nov. 29, Richie Adubato replaced John MacLeod as head coach (Dallas was 5-6 under MacLeod) and guided Dallas to a 42-29 (.592) record the rest of the way...the Mavericks won 19 of their final 22 at home and broke even (10-10) in their final 20 road games...Dallas held a club-record 35 opponents under 100 points and a club-record 12 opponents under 90 points...Dallas was 12-27 when held under 100 points, but 35-8 when scoring 100+ points...Dallas won a club-record 15 games when trailing after three periods.

	G-S	Min	Avg	Fg-Att	Pct	3Fg-Att	Pct	Fr-Att	Pct	Off	Def	Reb	Avg	Ast	Avg	Pf-D	Stl	To	Blk	Pts	Avg	Hi
Blackman	80-80	2934	36.7	626-1256	.498	13-43	.302	287-340	.844	88	192	280	3.5	289	3.6	128-0	77	174	21	1552	19.4	35
Harper	82-82	3007	36.7	567-1161	.488	89-240	.371	250-315	.794	54	190	244	3.0	609	7.4	224-1	187	207	26	1473	18.0	42
Tarpley	45-35	1648	36.6	314-696	.451	0-6	.000	130-172	.756	189	400	589	13.1	67	1.5	160-0	79	117	70	758	16.8	27
Perkins	76-70	2668	35.1	435-883	.493	6-28	.214	330-424	.778	209	363	572	7.5	175	2.3	225-4	88	148	64	1206	15.9	45
Dantley	45-45	1300	28.9	231-484	.477	0-2	.000	200-254	.787	78	94	172	3.8	80	1.8	99-0	20	75	7	662	14.7	30
Donaldson	73-73	2265	31.0	258-479	.539	0-0	—	149-213	.700	155	475	630	8.6	57	0.8	129-0	22	119	47	665	9.1	21
Williams	81-19	2199	27.1	295-665	.444	2-9	.222	108-159	.679	76	315	391	4.8	119	1.5	243-4	51	106	106	700	8.6	21
Davis	73-2	1292	17.7	179-365	.490	35-104	.337	77-100	.770	12	81	93	1.3	242	3.3	151-2	47	86	9	470	6.4	25
Wennington	60-2	814	13.6	105-234	.449	0-4	.000	60-75	.800	64	134	198	3.3	41	0.7	144-2	20	50	21	270	4.5	14
White	55-2	707	12.9	93-252	.369	1-14	.071	50-89	.562	78	95	173	3.1	21	0.4	124-0	24	47	6	237	4.3	18
Alford	41-0	302	7.4	63-138	.457	7-22	.318	35-37	.946	2	23	25	0.6	39	1.0	22-0	15	16	3	168	4.1	16
Jones	66-0	650	9.8	72-194	.371	4-13	.308	47-69	.681	33	49	82	1.2	29	0.4	77-0	32	42	16	195	3.0	13
McCann	10-0	62	6.2	7-21	.333	0-0	—	12-14	.857	4	8	12	1.2	6	0.6	7-0	2	6	2	26	2.6	8
Upshaw*	3-0	4	1.3	1-3	.333	0-1	.000	0-0	—	0	0	0	0.0	0	0.0	0-0	0	0	0	2	0.7	2
Wade*	1-0	3	3.0	0-0	—	0-0	—	0-0	—	0	0	0	0.0	2	2.0	0-0	0	0	0	0	0.0	0
Mavericks	82	19855	-	3246-6831	.475	157-486	.323	1735-2261	.767	1042	2419	3461	42.2	1776	21.7	1733-13	664	1228	398	8384	102.2	140
Opponents	82	19855	-	3288-7013	.469	175-587	.298	1627-2161	.753	1142	2398	3540	43.2	1961	23.9	1832-17	649	1236	388	8378	102.2	144





1989-90 SEASON STATISTICS & RESULTS

No	Date	H-R	W-L	Opponent	Score	Home Record	Road Record	Total Record	Sk	Dallas Hi Scorer	Pt	Dallas Hi Rebr	Opponent Rb	Opponent Hi Scorer	Pt	Attend
1	11/3	H	L	L.A. Lakers	98-102	0-1	0-0	0-1	L1	Tarpley	23	Tarpley	17	Worthy	22	17,007
2	11/7	R	L	Sacramento	94-96	0-1	0-1	0-2	L2	Blackman	22	Tarpley	22	McCray	20	17,014
3	11/8	R	W	L.A. Clippers	123-99	0-1	1-1	1-2	W1	Tarpley	20	Rt/Jd	12	Norman	27	7,021
4	11/10	H	L	Portland	91-99	0-2	1-1	1-3	L1	Blackman	27	Tarpley	16	Duckworth	24	17,007
5	11/12	R	L	L.A. Lakers	98-107	0-2	1-2	1-4	L2	Dantley	18	Tarpley	14	Jw/Ej	22	17,505
6	11/14	R	W	Seattle (Ot)	113-109	0-2	2-2	2-4	W1	Ad/Rt	26	Tarpley	20	McDaniel	31	9,880
7	11/17	H	W	L.A. Clippers	122-105	1-2	2-2	3-4	W2	Hw/Rb	19	Perkins	12	Norman	25	16,983
8	11/18	H	W	Miami	100-99	2-2	2-2	4-4	W3	Harper	24	Perkins	14	Sundvold	15	17,007
9	11/21	R	L	Denver	95-111	2-2	2-3	4-5	L1	Blackman	21	Sp/Jd	9	English	18	8,570
10	11/24	H	W	Minnesota	99-89	3-2	2-3	5-5	W1	Blackman	23	Bw/Rw	8	Campbell	24	17,007
11	11/25	H	L	Seattle	70-117	3-3	2-3	5-6	L1	Blackman	22	Donaldson	9	McDaniel	22	17,007
12	11/29	H	W	Charlotte	102-83	4-3	2-3	6-6	W1	Blackman	22	Williams	13	Tripucka	19	15,780
13	11/30	R	L	San Antonio	89-93	4-3	2-4	6-7	L1	Rb/Dh	20	Ad/Sp	8	Cummings	20	12,110
14	12/2	R	W	Houston	106-103	4-3	3-4	7-7	W1	Harper	27	Williams	12	Olajuwon	33	15,997
15	12/5	H	W	Golden State	107-88	5-3	3-4	8-7	W2	Harper	27	Donaldson	16	Mullin	27	16,457
16	12/7	R	L	Utah	97-107	5-3	3-5	8-8	L1	Harper	24	Donaldson	8	Malone	31	12,616
17	12/8	H	L	San Antonio	93-99	5-4	3-5	8-9	L2	Williams	21	Perkins	14	Robinson	29	17,007
18	12/12	R	L	Chicago	97-105	5-4	3-6	8-10	L3	Blackman	16	White	8	Jordan	41	17,611
19	12/13	R	W	Minnesota	90-87	5-4	4-6	9-10	W1	Dantley	21	Perkins	10	Tc/Bl	19	20,187
20	12/15	R	W	Philadelphia	95-88	5-4	5-6	10-10	W2	Blackman	28	Perkins	9	Gminski	26	12,911
21	12/16	R	L	Washington	108-112	5-4	5-7	10-11	L1	Dantley	22	Donaldson	8	King	31	7,310
22	12/19	R	L	Charlotte	97-102	5-4	5-8	10-12	L2	Perkins	24	Sp/Hw	11	Chapman	27	23,901
23	12/20	R	W	New Jersey	84-78	5-4	6-8	11-12	W1	Sp/Rb	19	Perkins	11	Hopson	17	7,010
24	12/22	H	W	L.A. Clippers	101-92	6-4	6-6	12-12	W2	Blackman	31	Perkins	14	Harper	23	16,911
25	12/23	H	W	Sacramento	102-95	7-4	6-8	13-12	W3	Blackman	27	Donaldson	18	Ainge	23	16,127
26	12/27	H	W	Atlanta	114-101	8-4	6-8	14-12	W4	Harper	25	Donaldson	14	Wilkins	16	17,007
27	12/29	H	L	Portland (30t)	140-144	8-5	6-8	14-13	L1	Harper	42	Donaldson	27	Drexler	32	17,007
28	12/30	H	W	Denver (Ot)	116-109	9-5	6-8	15-13	W1	Blackman	29	Donaldson	16	Lever	26	17,007
29	1/2	H	W	Indiana	110-106	10-5	6-8	16-13	W2	Blackman	29	Donaldson	15	Miller	36	16,173
30	1/4	R	L	Phoenix	102-119	10-5	6-9	16-14	L1	Blackman	23	Donaldson	11	Chambers	35	14,487
31	1/5	H	L	Philadelphia	79-104	10-6	6-9	16-15	L2	Perkins	19	Donaldson	10	Dawkins	21	17,007
32	1/8	H	W	Seattle	110-96	11-6	6-9	17-15	W1	Blackman	21	Sp/Dh	11	McDaniel	19	16,561
33	1/10	R	L	Golden State	119-123	11-6	6-10	17-16	L1	Blackman	30	Perkins	8	Teagle	28	15,025
34	1/11	R	L	Seattle	87-98	11-6	6-11	17-17	L2	Blackman	30	Donaldson	19	Ellis	29	9,397
35	1/13	H	L	Utah	99-109	11-7	6-11	17-18	L3	Dantley	30	Bw/Jd	9	Malone	42	17,007
36	1/15	R	L	Denver	90-101	11-7	6-12	17-19	L4	Harper	26	Rw/Jd	10	English	29	9,256
37	1/17	H	L	Phoenix	83-108	11-8	6-12	17-20	L5	Jd/Rb	17	Donaldson	11	Chambers	26	17,007
38	1/19	H	W	New York	117-103	12-8	6-12	18-20	W1	Dh/Ed	25	Donaldson	11	Ewing	38	17,007
39	1/20	H	W	Cleveland (Ot)	105-96	12-8	6-12	19-20	W2	Harper	28	Donaldson	13	J. Williams	23	17,007
40	1/23	H	W	Washington	129-105	14-8	6-12	20-20	W3	Dantley	24	Jd/Bw	10	Malone	18	16,203
41	1/26	H	W	Sacramento	106-93	15-8	6-12	21-20	W4	Perkins	19	Donaldson	11	McCray	22	17,007
42	1/27	R	W	Houston	99-92	15-8	7-12	22-20	W5	Harper	21	Donaldson	13	Olajuwon	32	16,611
43	1/29	H	W	New Jersey	106-88	16-8	7-12	23-20	W6	Tarpley	23	Donaldson	11	Bowie	13	16,151
44	1/31	H	W	Houston	98-91	17-8	7-12	24-20	W7	Harper	21	Tarpley	12	Thorpe	29	17,007
45	2/2	R	L	Utah	92-105	17-8	7-13	24-21	L1	Blackman	23	Rt/Sp	9	Malone	30	12,616
46	2/3	R	L	Portland	100-131	17-8	7-14	24-22	L2	Perkins	24	Tarpley	16	Williams	24	12,884
47	2/6	R	W	Sacramento	100-90	17-8	8-14	25-22	W1	Dh/Rb	20	Sp/Rt	11	Tisdale	18	17,014
48	2/8	H	W	Minnesota	90-77	18-8	8-14	26-22	W2	Blackman	21	Tarpley	10	Tc/Tm	17	17,007
49	2/13	H	W	San Antonio	103-96	19-8	8-14	27-22	W3	Harper	22	Tarpley	17	Cummings	22	17,007
50	2/17	H	W	Orlando	135-108	20-8	8-14	28-22	W4	Tarpley	18	Rt/Jd/Rw	8	Catledge	22	17,007
51	2/18	R	W	Cleveland	96-87	20-8	9-14	29-22	W5	Perkins	24	Donaldson	12	Nance	20	16,369
52	2/22	R	L	Milwaukee	97-109	20-8	9-15	29-23	L1	Tarpley	26	Tarpley	17	Pierce	33	15,136
53	2/23	R	W	Indiana	102-91	20-8	10-15	30-23	W1	Perkins	24	Tarpley	13	Smits	21	12,837
54	2/25	R	W	Minnesota	87-82	20-8	11-15	31-23	W2	Tarpley	26	Tarpley	16	Murphy	16	24,141
55	2/27	R	L	New York	87-110	20-8	11-16	31-24	L1	Tarpley	22	Tarpley	8	Ewing	21	17,093
56	2/28	R	L	Boston	96-111	20-8	11-17	31-25	L2	Harper	30	Tarpley	14	Bird	31	14,890
57	3/2	H	W	Phoenix	108-102	21-8	11-17	32-25	W1	Perkins	27	White	12	Tc/Kj	28	17,007
58	3/3	R	L	Denver	89-106	21-8	11-18	32-26	L1	Perkins	16	Wennington	7	English	24	12,207
59	3/7	H	L	L.A. Lakers	91-103	21-9	11-18	32-27	L2	Harper	24	Tarpley	18	Worthy	24	17,007
60	3/10	R	L	Houston	95-105	21-9	11-19	32-28	L3	Harper	27	Tarpley	18	Olajuwon	25	16,611
61	3/14	H	W	Boston	113-102	22-9	11-19	33-28	W1	Perkins	30	Tarpley	13	Mchale	30	17,007
62	3/16	H	W	Denver	104-97	23-9	11-19	34-26	W2	Harper	26	Tarpley	18	Davis	24	17,007
63	3/18	R	L	Detroit	84-114	23-9	11-20	34-29	L1	Perkins	18	Tarpley	9	Je/Bl	16	21,454
64	3/19	R	W	Atlanta	117-110	23-9	12-20	35-29	W1	Tarpley	24	Tarpley	14	Wilkins	32	12,357
65	3/22	R	W	Orlando	116-106	23-9	13-20	36-29	W2	Blackman	32	Tarpley	15	Ss/Na	22	15,077
66	3/23	R	W	Miami	106-103	23-9	14-20	37-29	W3	Harper	34	Donaldson	12	Frank	24	15,000
67	3/25	H	W	Detroit (Ot)	98-96	24-9	14-20	38-29	W4	Blackman	23	Rt/Sp	9	Thomas	22	17,007
68	3/27	H	W	Golden State	118-108	25-9	14-20	39-29	W5	Blackman	25	Tarpley	17	Richmond	32	17,007
69	3/29	R	W	San Antonio	109-105	25-9	15-20	40-29	W6	Blackman	28	Tarpley	13	Robinson	33	15,335
70	3/30	H	L	Minnesota	82-84	25-10	15-20	40-30	L1	Harper	22	Tarpley	16	Campbell	23	17,007
71	4/1	H	W	Milwaukee	86-72	26-10	15-20	41-30	W1	Tarpley	24	Tarpley	25	Roberts	13	17,007
72	4/3	R	L	Phoenix	111-117	26-10	15-21	41-31	L1	Blackman	22	Tarpley	8	Chambers	34	14,487
73	4/4	H	W	San Antonio	104-98	27-10	15-21	42-31	W1	Blackman	28	Tarpley	18	Robinson	32	17,007
74	4/7	H	L	Chicago	108-109	27-11	15-21	42-32	L1	Harper	28	Donaldson	13	Jordan	43	17,007
75	4/9	R	L	L.A. Lakers	106-113	27-11	15-22	42-33	L2	Blackman	19	Perkins	11	Johnson	38	17,505
76	4/10	R	L	L.A. Clippers	90-98	27-11	15-23	42-34	L3	Harper	30	Tarpley	16	Garrick	17	13,391
77	4/12	R	W	Golden State	140-133	27-11	16-23	43-34	W1	Perkins	45	Tarpley	15	Hardaway	26	15,025
78	4/13	R	L	Portland	92-124	27-11	16-24	43-35	L1	Hw/Dh	16	Tarpley	9	Kd/Cd	22	12,884
79	4/17	H	W	Utah	97-96	28-11	16-24	44-35	W1	Harper	24	Tarpley	11	Malone	39	17,007
80	4/19	R	W	Charlotte	111-102	28-11	17-24	45-35	W2	Blackman	21	Tarpley	10	Gilliam	20	23,901
81	4/20	H	W	Houston	121-120	29-11	17-24	46-35	W3	Harper	26	Tarpley	10	Floyd	35	17,007
82	4/22	H	W	Charlotte	118-107	30-11	17-24	47-35	W4	Perkins	17	Wennington	8	Tripucka	24	17,007





1988-1989

TOP ROW L-R HEAD COACH JOHN MACLEOD, ASSISTANT COACH RICHIE ADUBATO, SPECIAL ASSIGNMENT COACH CLIFFORD RAY, HERB WILLIAMS, UWE BLAB, JAMES DONALDSON, BILL WENNINGTON, SAM PERKINS, ASSISTANT COACH GAR HEARD, VP/BASKETBALL OPERATIONS RICK SUND, CHIEF OPERATING OFFICER/GM NORM SONJU

BOTTOM ROW L-R EQUIPMENT MANAGER KYLE LEATH, DEREK HARPER, ANTHONY JONES, TERRY TYLER, ADRIAN DANTLEY, ROLANDO BLACKMAN, MORLON WILEY, BRAD DAVIS, TRAINER DOUG ATKINSON [NOT PICTURED: ROY TARPLEY]

SEASON NOTEBOOK

Won 38, lost 44 (fourth, Midwest)...the Mavericks' playoff hopes were eliminated on the last night of the season with a Portland victory over Sacramento...that game was the final game of the NBA's regular season schedule...Dallas dressed a full complement of 12 players in just 23 of 82 games and only three times in the final 36 games (the period after the Feb. 15 Aguirre/Dantley trade)...the Mavericks started the season 9-3 and owned the best record in the Western Conference when they stood 17-9 on Dec. 29 (the latest point in any season for the Mavericks ever to have the best record in the conference)...overall Dallas was: 17-32 during Roy Tarpley's suspension, 26-37 in all games without Tarpley, 13-23 after the Aguirre/Dantley trade, 7-17 after Donaldson's knee injury and 9-21 in all games without Donaldson.

	G-S	Min	Avg	Fg-Att	Pct	3Fg-Att	Pct	Ft-Att	Pct	Off	Def	Reb	Avg	Ast	Avg	Pf-D	Stl	To	Blk	Pts	Avg	Hi
Dantley (Tot)	73-67	2422	33.2	470-954	.493	0-1	.000	460-568	.810	117	200	317	4.3	171	2.3	186-1	43	163	13	1400	19.2	35
Dantley (Dal)	31-25	1081	34.9	212-459	.462	0-1	.000	204-263	.776	64	89	153	4.9	78	2.5	87-0	20	82	7	628	20.3	34
Blackman	78-78	2946	37.8	594-1249	.476	30-85	.353	316-370	.854	70	203	273	3.5	288	3.7	137-0	65	165	20	1534	19.7	37
Harper	81-81	2968	36.6	538-1127	.477	99-278	.356	229-284	.806	46	182	228	2.8	570	7.0	219-3	172	205	41	1404	17.3	38
Tarpley	19-6	591	31.1	131-242	.541	0-1	.000	66-96	.688	77	141	218	11.5	17	0.9	70-2	28	45	30	328	17.3	35
Perkins	78-77	2860	36.7	445-959	.464	7-38	.184	274-329	.833	235	453	688	8.8	127	1.6	224-1	76	141	92	1171	15.0	30
Williams (Tot)	76-66	2470	32.5	322-739	.436	0-5	.000	133-194	.686	135	458	593	7.8	124	1.6	236-5	46	149	134	777	10.2	25
Williams (Dal)	30-20	903	30.1	78-197	.396	0-2	.000	43-68	.632	48	149	197	6.6	36	1.2	80-2	15	41	54	199	6.6	15
Donaldson	53-53	1746	32.9	193-337	.573	0-0	—	95-124	.766	158	412	570	10.8	38	0.7	111-0	24	83	81	481	9.1	21
Davis	78-4	1395	17.9	183-379	.483	32-102	.314	99-123	.805	14	94	108	1.4	242	3.1	151-0	48	92	18	497	6.4	17
Tyler	70-11	1057	15.1	169-360	.469	1-9	.111	47-62	.758	74	135	209	3.0	40	0.6	90-0	24	51	39	386	5.5	20
Wennington	65-9	1074	16.5	119-275	.433	1-9	.111	61-82	.744	82	204	286	4.4	46	0.7	211-3	16	54	35	300	4.6	21
Jones (Tot)	33-0	196	5.9	29-79	.367	4-16	.250	14-16	.875	14	14	28	0.8	17	0.5	20-0	11	5	3	76	2.3	8
Jones (Dal)	25-0	131	5.2	24-64	.375	4-15	.267	12-14	.857	10	10	20	0.8	13	0.5	13-0	9	4	2	64	2.6	8
Wiley	51-1	408	8.0	46-114	.404	6-24	.250	13-16	.813	13	34	47	0.9	76	1.5	61-0	25	34	6	111	2.2	10
Blab	37-0	208	5.6	24-52	.462	0-0	—	20-25	.800	11	33	44	1.2	12	0.3	36-0	3	14	13	68	1.8	10
Aguirre*	44-44	1529	34.8	373-829	.450	29-99	.293	178-244	.730	90	145	235	5.3	189	4.3	128-0	29	140	29	953	21.7	41
Schrempf*	37-1	845	22.8	112-263	.426	2-16	.125	127-161	.789	56	110	166	4.5	86	2.3	118-3	24	56	9	353	9.5	24
Alford*	9-0	38	4.2	3-11	.273	0-2	.000	1-2	.500	0	3	3	0.3	9	1.0	3-0	1	1	0	7	0.8	4
Mavericks	82	19780	-	3244-6917	.469	211-681	.310	1785-2263	.789	1048	2397	3445	42.0	1867	22.8	1739-14	579	1233	476	8484	103.5	131
Opponents	82	19780	-	3422-7304	.469	166-515	.322	1573-2090	.753	1231	2500	3731	45.5	2133	26.0	1869-11	660	1175	388	8583	104.7	134





1988-89 SEASON STATISTICS & RESULTS

No	Date	H-R	W-L	Opponent	Score	Home Record	Road Record	Total Record	Sk	Dallas Hi Scorer	Pt	Dallas Hi Rebr	Rb	Opponent Hi Scorer	Pt	Attend
1	11/4	H	L	L.A. Lakers	113-116	0-1	0-0	0-1	L1	Blackman	34	Donaldson	9	Worthy	25	17,007
2	11/5	R	W	Houston (Ot)	114-113	0-1	1-0	1-1	W1	Sp/Dh	25	Donaldson	12	Olajuwon	33	16,611
3	11/8	H	W	Miami	92-88	1-1	1-0	2-1	W2	Blackman	20	Tarpley	12	Edwards	21	16,129
4	11/9	R	L	Phoenix	103-111	1-1	1-1	2-2	L1	Tarpley	35	Tarpley	17	E. Johnson	37	9,241
5	11/11	H	W	San Antonio	115-102	2-1	1-1	3-2	W1	Harper	25	Perkins	10	Cook	19	17,007
6	11/12	H	W	Sacramento	111-71	3-1	1-1	4-2	W2	Aguirre	22	Donaldson	14	Pinckney	15	17,007
7	11/15	H	L	Detroit	99-108	3-2	1-1	4-3	L1	Aguirre	37	Donaldson	10	Laimbeer	23	17,007
8	11/17	H	W	Charlotte	105-93	4-2	1-1	5-3	W1	Aguirre	26	Perkins	13	Tripucka	15	16,512
9	11/19	R	W	Seattle	112-106	4-2	2-1	6-3	W2	Aguirre	29	Donaldson	15	McDaniel	31	11,608
10	11/23	H	W	Denver	125-106	5-2	2-1	7-3	W3	Perkins	30	Donaldson	17	English	30	17,007
11	11/25	H	W	Atlanta	100-95	6-2	2-1	8-3	W4	Harper	28	Donaldson	13	Wilkins	26	17,007
12	11/26	H	W	Utah	113-93	7-2	2-1	9-3	W5	Harper	29	Aguirre	10	Malone	25	17,007
13	11/30	H	L	Houston	89-101	7-3	2-1	9-4	L1	Blackman	26	Donaldson	10	Chievous	25	17,007
14	12/2	H	L	New York	101-104	7-4	2-1	9-5	L2	Aguirre	24	Perkins	12	Ewing	23	17,007
15	12/3	H	L	Chicago	100-113	7-5	2-1	9-6	L3	Aguirre	23	Donaldson	10	Jordan	39	17,007
16	12/7	H	W	Seattle	102-98	8-5	2-1	10-6	W1	Harper	31	Perkins	9	Ellis	26	17,007
17	12/9	R	W	Utah	97-89	8-5	3-1	11-6	W2	Blackman	22	Perkins	11	Malone	29	12,444
18	12/10	H	L	Cleveland	98-102	8-6	3-1	11-7	L1	Blackman	25	Donaldson	14	Price	22	17,007
19	12/13	H	W	Golden State	117-111	9-6	3-1	12-7	W1	Aguirre	32	Tarpley	10	Richmond	31	17,007
20	12/16	R	W	Charlotte	107-88	9-6	4-1	13-7	W2	Aguirre	24	Perkins	14	Tripucka	21	23,388
21	12/17	R	W	Miami	104-87	9-6	5-1	14-7	W3	Perkins	16	Perkins	10	Sparrow	16	15,008
22	12/20	R	W	Philadelphia	108-102	9-6	6-1	15-7	W4	Perkins	25	Perkins	9	Barkley	35	12,784
23	12/21	R	L	New Jersey (Ot)	120-122	9-6	6-2	15-8	L1	Aguirre	26	Tarpley	14	Rh/Bw	24	10,113
24	12/23	R	L	Milwaukee	101-113	9-6	6-3	15-9	L2	Blackman	21	Donaldson	12	Cummings	30	18,633
25	12/27	H	W	San Antonio	110-101	10-6	6-3	16-9	W1	Aguirre	33	Tarpley	16	Robertson	25	17,007
26	12/29	H	W	Boston	131-115	11-6	6-3	17-9	W2	Blackman	32	Perkins	14	Mchale	29	17,007
27	1/3	R	L	Sacramento	98-123	11-6	6-4	17-10	L1	Blackman	20	Tarpley	10	Petersen	25	16,517
28	1/6	R	L	Phoenix	111-120	11-6	6-5	17-11	L2	Blackman	26	Donaldson	13	Chambers	31	14,471
29	1/7	R	L	Denver	94-115	11-6	6-6	17-12	L3	Schrempf	16	Donaldson	11	Davis	24	17,022
30	1/9	H	L	Philadelphia	103-121	11-7	6-6	17-13	L4	Harper	38	Perkins	11	Barkley	26	17,007
31	1/11	R	L	Golden State	106-107	11-7	6-7	17-14	L5	Aguirre	41	Donaldson	12	Mullin	35	12,341
32	1/12	R	L	Seattle	95-130	11-7	6-8	17-15	L6	Schrempf	24	Donaldson	8	Ellis	36	14,290
33	1/14	R	L	Houston	98-110	11-7	6-9	17-16	L7	Aguirre	23	Donaldson	10	Olajuwon	29	16,611
34	1/15	H	W	Portland	111-108	12-7	6-9	18-16	W1	Blackman	24	Schrempf	12	Drexler	25	17,007
35	1/18	H	W	Denver	102-92	13-7	6-9	19-16	W2	Aguirre	26	Donaldson	13	Schayes	20	17,007
36	1/20	R	L	L.A. Lakers	99-115	13-7	6-10	19-17	L1	Harper	25	Donaldson	9	Johnson	30	17,505
37	1/24	R	L	Chicago	91-109	13-7	6-11	19-18	L2	Ma/Rb	22	Donaldson	9	Jordan	24	17,566
38	1/25	H	W	L.A. Clippers	117-98	14-7	6-11	20-18	W1	Aguirre	24	Donaldson	13	Dailey	22	17,007
39	1/27	H	W	San Antonio	126-82	15-7	6-11	21-18	W2	Aguirre	35	Aguirre	10	Fb/Cn	16	17,007
40	1/29	H	L	L.A. Lakers	93-118	15-8	6-11	21-19	L1	Aguirre	16	Perkins	10	Green	25	17,007
41	1/31	H	L	Utah	84-99	15-9	6-11	21-20	L2	Harper	25	Donaldson	17	Stockton	30	17,007
42	2/3	H	W	Phoenix	121-117	16-9	6-11	22-20	W1	Aguirre	36	Sp/Jd	13	Chambers	27	17,007
43	2/6	R	W	L.A. Clippers	129-111	16-9	7-11	23-20	W2	Perkins	25	Donaldson	10	Smith	23	9,377
44	2/7	R	L	Portland	125-134	16-9	7-12	23-21	L1	Blackman	37	Sp/Jd	10	Kersey	33	12,848
45	2/9	R	W	Utah	94-87	16-9	8-12	24-21	W1	Aguirre	32	Perkins	11	Malone	30	12,444
46	2/14	H	W	L.A. Clippers	117-98	17-9	8-12	25-21	W2	Aguirre	29	Donaldson	16	Smith	20	17,007
47	2/16	H	W	Miami	93-80	18-9	8-12	26-21	W3	Blackman	17	Donaldson	22	Edwards	16	17,007
48	2/18	H	L	Houston	94-105	18-10	8-12	26-22	L1	Blackman	23	Donaldson	19	Olajuwon	29	17,007
49	2/20	R	W	San Antonio	105-93	18-10	9-12	27-22	W1	Blackman	37	Donaldson	21	Brickowski	24	9,326
50	2/22	R	L	Denver	106-109	18-10	9-13	27-23	L1	Blackman	33	Perkins	12	Davis	20	11,667
51	2/24	H	L	Golden State	92-127	18-11	9-13	27-24	L2	Blackman	23	Tyler	12	Mullin	34	17,007
52	2/25	H	W	Washington	127-93	19-11	9-13	28-24	W1	Dantley	32	Perkins	17	J. Williams	22	17,007
53	2/27	R	L	Atlanta	83-105	19-11	9-14	28-25	L1	Blackman	22	Williams	11	Wilkins	20	16,305
54	2/28	R	W	Miami (Ot)	111-110	19-11	10-14	29-25	W1	Blackman	27	Sp/Hw	10	Long	24	14,779
55	3/3	R	L	Boston	106-107	19-11	10-15	29-26	L1	Harper	24	Sp/Hw	10	Parish	27	14,890
56	3/4	R	L	Washington	105-119	19-11	10-16	29-27	L2	Dantley	29	Perkins	10	Malone	28	9,411
57	3/6	H	W	New Jersey	105-99	20-11	10-16	30-27	W1	Harper	28	Donaldson	22	Hinson	23	17,007
58	3/8	H	W	Portland	99-92	21-11	10-16	31-27	W2	Dantley	23	Perkins	17	Drexler	23	17,007
59	3/10	R	L	Houston	87-96	21-11	10-17	31-28	L1	Blackman	24	Williams	12	Olajuwon	29	16,611
60	3/11	R	L	San Antonio	90-97	21-11	10-18	31-29	L2	Blackman	24	Perkins	14	W. Anderson	20	12,748
61	3/13	H	L	Milwaukee	95-111	21-12	10-18	31-30	L3	Dantley	18	Williams	12	Cummings	25	17,007
62	3/15	R	L	Golden State	100-113	21-12	10-19	31-31	L4	Ad/Sp	23	Perkins	8	Mullin	32	15,025
63	3/17	R	L	L.A. Lakers	103-106	21-12	10-20	31-32	L5	Perkins	25	Dantley	10	M. Johnson	31	17,505
64	3/18	R	L	Sacramento	90-100	21-12	10-21	31-33	L6	Dantley	30	Perkins	14	K. Smith	23	16,517
65	3/20	R	L	Portland	91-112	21-12	10-22	31-34	L7	Dantley	24	Perkins	11	Drexler	29	12,880
66	3/22	R	L	L.A. Clippers	112-116	21-12	10-23	31-35	L8	Blackman	24	Perkins	11	Benjamin	23	9,721
67	3/24	H	L	Denver	105-114	21-13	10-23	31-36	L9	Dantley	30	Perkins	8	English	18	17,007
68	3/27	R	L	Detroit	77-90	21-13	10-24	31-37	L10	Blackman	23	Perkins	9	Thomas	30	21,454
69	3/28	R	L	Cleveland	90-102	21-13	10-25	31-38	L11	Harper	20	Wennington	10	Harper	26	19,184
70	3/30	R	L	New York	98-99	21-13	10-26	31-39	L12	Perkins	21	Perkins	9	Ewing	26	18,533
71	3/31	R	W	Indiana	105-102	21-13	11-26	32-39	W1	Harper	29	Williams	9	Person	24	11,318
72	4/2	H	W	Miami	98-96	22-13	11-26	33-39	W2	Dantley	25	Hw/Sp	11	Edwards	27	16,846
73	4/4	R	L	Utah	80-95	22-13	11-27	33-40	L1	Dantley	25	Perkins	6	Malone	22	12,444
74	4/7	H	W	Sacramento	115-102	23-13	11-27	34-40	W1	Harper	34	Wennington	8	Berry	23	16,723
75	4/8	H	L	Seattle	90-114	23-14	11-27	34-41	L1	Wennington	21	Perkins	13	Ellis	34	17,007
76	4/10	H	L	Indiana	103-110	23-15	11-27	34-42	L2	Dantley	26	Perkins	15	Miller	25	18,750
77	4/12	H	L	Phoenix	94-109	23-16	11-27	34-43	L3	Dantley	17	Tarpley	13	Hornacek	21	16,851
78	4/14	R	W	San Antonio	118-110	23-16	12-27	35-43	W1	Dantley	34	Tarpley	10	Robertson	24	10,720
79	4/16	H	L	Houston (Ot)	112-114	23-17	12-27	35-44	L1	Tarpley	28	Tarpley	14	Olajuwon	34	17,007
80	4/18	R	W	Miami	103-99	23-17	13-27	36-44	W1	Ad/Dh	23	Williams	8	Edwards	25	15,008
81	4/21	H	W	Utah	91-88	24-17	13-27	37-44	W2	Tarpley	33	Tarpley	17	Stockton	19	17,007
82	4/23	R	W	Denver	113-96	24-17	14-27	38-44	W3	Blackman	21	Tarpley	20	Lever	33	13,547





1987-1988

TOP ROW L-R HEAD COACH JOHN MACLEOD, ASSISTANT COACH RICHIE ADUBATO, SPECIAL ASSIGNMENT COACH CLIFFORD RAY, ROY TARPLEY, UWE BLAB, JAMES DONALDSON, BILL WENNINGTON, SAM PERKINS, ASSISTANT COACH GAR HEARD, VP/BASKETBALL OPERATIONS RICK SUND, CHIEF OPERATING OFFICER/GM NORM SONJU

BOTTOM ROW L-R EQUIPMENT MANAGER KYLE LEATH, MARK AGUIRRE, STEVE ALFORD, BRAD DAVIS, ROLANDO BLACKMAN, JIM FARMER, DEREK HARPER, DETLEF SCHREMPF, TRAINER DOUG ATKINSON

SEASON NOTEBOOK

Won 53, lost 29 (second, Midwest)...advanced to the conference finals for the first time in club history, losing to the eventual World Champion Lakers in Dallas' first-ever 7-game series...ousted Houston and Denver in the first two rounds of the playoffs, winning four road games in the process...the Denver series was the first ever won by Dallas without the benefit of home court advantage...in his first year as head coach, John MacLeod became the eighth man in NBA history to inherit a 50-win team, and post 50+ wins...he also became the eighth coach to reach the 600-win milestone (Jan. 13)...Aguirre and Donaldson both played in the All-Star Game in Chicago...Roy Tarpley won the NBA Sixth Man of the Year Award...Tarpley ranked seventh in the NBA in rebounding...Dallas was the only NBA team to use just 12 players.

	G-S	Min	Avg	Fg-Att	Pct	3fg-Att	Pct	Ft-Att	Pct	Off	Def	Reb	Avg	Ast	Avg	Pf-D	Stl	To	Blk	Pts	Avg	Hi
Aguirre	77-77	2610	33.9	746-1571	.475	52-172	.302	388-504	.770	182	252	434	5.6	278	3.6	223-1	70	203	57	1932	25.1	38
Blackman	71-69	2580	36.3	497-1050	.473	0-5	.000	331-379	.873	82	164	246	3.5	262	3.7	112-0	64	144	18	1325	18.7	32
Harper	82-82	3032	37.0	536-1167	.459	60-192	.313	261-344	.759	71	175	246	3.0	634	7.7	164-0	168	190	35	1393	17.0	35
Perkins	75-75	2499	33.3	394-876	.450	5-30	.167	273-332	.822	201	400	601	8.0	118	1.6	227-2	74	119	54	1066	14.2	26
Tarpley	81-9	2307	28.5	444-888	.500	0-5	.000	205-277	.740	360	599	959	11.8	86	1.1	313-8	103	172	86	1093	13.5	29
Schrempf	82-4	1587	19.4	246-539	.456	5-32	.156	201-266	.756	102	177	279	3.4	159	1.9	189-0	42	108	32	698	8.5	22
Davis	75-12	1480	19.7	208-415	.501	30-74	.405	91-108	.843	18	84	102	1.4	303	4.0	149-0	51	91	18	537	7.2	25
Donaldson	81-81	2523	31.1	212-380	.558	0-0	—	147-189	.778	247	508	755	9.3	66	0.8	175-2	40	113	104	571	7.0	20
Blab	73-1	658	9.0	58-132	.439	0-0	—	46-65	.708	52	82	134	1.8	35	0.5	108-1	8	49	29	162	2.2	12
Alford	28-0	197	7.0	21-55	.382	1-8	.125	16-17	.941	3	20	23	0.8	23	0.8	23-0	17	12	3	59	2.1	10
Wennington	30-0	125	4.2	25-49	.510	1-2	.500	12-19	.632	14	25	39	1.3	4	0.1	33-0	5	9	9	63	2.1	10
Farmer	30-0	157	5.2	26-69	.377	0-6	.000	9-10	.900	9	9	18	0.6	16	0.5	18-0	3	22	1	61	2.0	8
Mavericks	82	19755	-	3413-7191	.475	154-526	.293	1980-2510	.789	1341	2495	3836	46.8	1984	24.2	1734-14	645	1257	446	8960	109.3	135
Opponents	82	19755	-	3468-7385	.470	167-517	.323	1499-1957	.766	1200	2233	3433	41.9	2240	27.3	1997-20	612	1228	436	8602	104.9	133





1987-88 SEASON STATISTICS & RESULTS

No	Date	H-R	W-L	Score	Home	Road	Total	Dallas	Dallas	Opponent	Pt	Attend				
				Opponent	Dal-Opp	Record	Record	Record	Sk	Hi Scorer	Pt	Hi Scorer				
1	11/6	H	W	Utah	95-93	1-0	0-0	1-0	W1	Aguirre	31	Donaldson	25	17,007		
2	11/7	R	L	San Antonio	106-130	1-0	0-1	1-1	L1	Aguirre	29	Donaldson	8	Robertson	30	14,172
3	11/10	R	W	Seattle	117-101	1-0	1-1	2-1	W1	Aguirre	25	Aguirre	8	Ellis	28	10,447
4	11/11	R	L	Utah	92-121	1-0	1-2	2-2	L1	Aguirre	21	Tarpley	14	Malone	32	12,212
5	11/13	H	L	Seattle	95-103	1-1	1-2	2-3	L2	Rb/Sp	19	Donaldson	9	Ellis	22	17,007
6	11/14	H	W	Portland	127-116	2-1	1-2	3-3	W1	Ma/Dh	35	Tarpley	17	Vandeweghe	26	17,007
7	11/18	H	W	L.A. Clippers	97-87	3-1	1-2	4-3	W2	Aguirre	31	Tarpley	16	Cage	24	16,785
8	11/20	R	L	L.A. Lakers	116-119	3-1	1-3	4-4	L1	Aguirre	35	Blackman	7	Scott	25	17,505
9	11/21	R	W	Sacramento	103-96	3-1	2-3	5-4	W1	Harper	27	Donaldson	13	Smith	25	10,333
10	11/25	H	W	Detroit	113-107	4-1	2-3	6-4	W2	Blackman	30	Perkins	12	Dumars	19	17,007
11	11/27	H	W	Chicago	94-93	5-1	2-3	7-4	W3	Aguirre	26	Tarpley	10	Jordan	25	17,007
12	11/28	R	L	Denver	98-106	5-1	2-4	7-5	L1	Blackman	28	Tarpley	18	English	25	13,400
13	12/4	H	W	Golden State	116-95	6-1	2-4	8-5	W1	Aguirre	28	Schrempf	14	Carroll	25	17,007
14	12/5	H	W	Denver	109-96	7-1	2-4	9-5	W2	Aguirre	35	Aguirre	11	Ae/Jv	16	17,007
15	12/9	H	W	Sacramento	125-98	8-1	2-4	10-5	W3	Aguirre	28	Sp/Rt	8	Thorpe	18	16,393
16	12/11	H	W	Phoenix (Ot)	108-104	9-1	2-4	11-5	W4	Aguirre	28	Donaldson	20	Edwards	32	17,007
17	12/13	R	W	Milwaukee	113-99	9-1	3-4	12-5	W5	Perkins	21	Donaldson	9	Tc/Js	19	11,052
18	12/15	R	L	Cleveland	93-106	9-1	3-5	12-6	L1	Harper	21	Donaldson	12	Daugherty	21	6,852
19	12/16	R	W	New Jersey (Ot)	109-105	9-1	4-5	13-6	W1	Aguirre	31	Ma/Jd	10	Gminski	24	9,877
20	12/18	R	L	Detroit	112-117	9-1	4-6	13-7	L1	Aguirre	35	Donaldson	12	Dantley	28	19,426
21	12/19	R	L	Philadelphia	90-95	9-1	4-7	13-8	L2	Blackman	25	Donaldson	15	Barkley	23	12,477
22	12/22	R	W	Chicago	111-100	9-1	5-7	14-8	W1	Aguirre	32	Donaldson	18	Jordan	28	18,103
23	12/23	R	W	Indiana	110-109	9-1	6-7	15-8	W2	Aguirre	36	Perkins	11	Person	31	14,242
24	12/26	H	W	Houston	105-100	10-1	6-7	16-8	W3	Harper	27	Sp/Jd	12	Olajuwon	24	17,007
25	12/29	H	W	Sacramento	126-117	11-1	6-7	17-8	W4	Aguirre	31	Tarpley	14	Thorpe	25	17,007
26	1/2	R	W	San Antonio	116-109	11-1	7-7	18-8	W5	Aguirre	23	Jd/Tarp	10	Berry	28	12,426
27	1/4	R	L	Houston	107-117	11-1	7-8	18-9	L1	Aguirre	31	Donaldson	11	Olajuwon	31	16,611
28	1/6	R	L	L.A. Lakers	89-103	11-1	7-9	18-10	L2	Aguirre	29	Donaldson	12	Scott	28	17,505
29	1/7	R	W	Phoenix	105-91	11-1	8-9	19-10	W1	Harper	27	Tarpley	12	Davis	25	11,473
30	1/9	R	W	Golden State	115-99	11-1	9-9	20-10	W2	Aguirre	33	Tarpley	19	Sampson	21	12,907
31	1/13	H	W	Indiana	110-108	12-1	9-9	21-10	W3	Aguirre	35	Tarpley	23	Long	26	17,007
32	1/16	H	L	Atlanta	98-101	12-2	9-9	21-11	L1	Aguirre	32	Tarpley	8	Wilkins	34	17,007
33	1/18	R	W	L.A. Clippers	99-87	12-2	10-9	22-11	W1	Aguirre	26	Tarpley	13	Dailey	27	6,936
34	1/19	R	W	Portland	120-116	12-2	11-9	23-11	W2	Aguirre	34	Donaldson	10	Drexler	27	12,666
35	1/22	H	W	L.A. Clippers	110-87	13-2	11-9	24-11	W3	Aguirre	19	Tarpley	19	Woodson	22	17,007
36	1/23	H	W	Milwaukee	113-97	14-2	11-9	25-11	W4	Aguirre	35	Rt/Jd	14	Pressey	22	17,007
37	1/26	H	W	San Antonio	128-111	15-2	11-9	26-11	W5	Aguirre	24	Jd/Rt	10	Robertson	21	17,007
38	1/27	R	W	Phoenix	121-102	15-2	12-9	27-11	W6	Aguirre	28	Donaldson	14	Johnson	24	10,592
39	1/29	H	W	Seattle	117-109	16-2	12-9	28-11	W7	Aguirre	29	Donaldson	10	Ellis	35	17,007
40	1/30	H	L	Houston	92-108	16-3	12-9	28-12	L1	Dh/Rb	16	Perkins	19	Olajuwon	29	17,007
41	2/1	H	L	New Jersey	103-108	16-4	12-9	28-13	L2	Aguirre	32	Perkins	13	Williams	23	16,703
42	2/3	R	L	Denver	105-115	16-4	12-10	28-14	L3	Aguirre	27	Donaldson	15	English	26	10,667
43	2/4	R	L	Sacramento	101-118	16-4	12-11	28-15	L4	Aguirre	35	Perkins	11	Theus	23	10,333
44	2/9	H	W	Utah	124-93	17-4	12-11	29-15	W1	Harper	21	Tarpley	13	Malone	18	17,007
45	2/10	R	L	Utah	80-93	17-4	12-12	29-16	L1	Blackman	18	Tarpley	17	Bailey	24	12,444
46	2/12	H	L	Boston	104-105	17-5	12-12	29-17	L2	Aguirre	38	Tarpley	14	Bird	39	17,007
47	2/14	R	W	L.A. Clippers	110-100	17-5	13-12	30-17	W1	Aguirre	25	Tarpley	15	Cage	20	6,535
48	2/15	R	W	Seattle (Ot)	128-122	17-5	14-12	31-17	W2	Blackman	28	Donaldson	13	Chambers	29	13,492
49	2/17	H	W	Washington	123-108	18-5	14-12	32-17	W3	Aguirre	35	Tarpley	19	Williams	22	17,007
50	2/19	H	W	Golden State	113-100	19-5	14-12	33-17	W4	Rb/Ma	27	Tarpley	15	Teagle	24	17,007
51	2/22	H	W	Phoenix	114-107	20-5	14-12	34-17	W5	Tarpley	27	Tarpley	23	Davis	22	17,007
52	2/24	H	W	Cleveland	93-89	21-5	14-12	35-17	W6	Blackman	26	Tarpley	9	West	16	17,007
53	2/25	R	W	Houston	108-106	21-5	15-12	36-17	W7	Blackman	29	Tarpley	16	Floyd	22	16,611
54	2/27	H	W	Philadelphia	100-91	22-5	15-12	37-17	W8	Ma/Sp	17	Tarpley	19	Gminski	21	17,007
55	2/29	H	W	Denver	123-96	23-5	15-12	38-17	W9	Aguirre	23	Tarpley	21	Schayes	21	17,007
56	3/2	H	W	Sacramento	115-90	24-5	15-12	39-17	W10	Ma/Rt	18	Tarpley	13	McGee	17	17,007
57	3/4	H	W	Houston	118-110	25-5	15-12	40-17	W11	Harper	27	Perkins	14	Ad/Ps	22	17,007
58	3/6	H	L	L.A. Lakers	97-108	25-6	15-12	40-18	L1	Aguirre	27	Perkins	10	Scott	28	17,007
59	3/8	H	L	Portland	110-112	25-7	15-12	40-19	L2	Aguirre	21	Rt/Sp	10	Kersey	33	17,007
60	3/12	R	W	L.A. Lakers	110-101	25-7	16-12	41-19	W1	Aguirre	21	Tarpley	21	Scott	35	17,505
61	3/14	H	W	Golden State	121-101	26-7	16-12	42-19	W2	Aguirre	20	Tarpley	16	Garland	18	17,007
62	3/16	R	L	Utah	105-120	26-7	16-13	42-20	L1	Aguirre	29	Perkins	10	Malone	29	12,444
63	3/18	R	W	L.A. Clippers	106-98	26-7	17-13	43-20	W1	Tarpley	25	Tarpley	21	Woodson	20	12,036
64	3/20	R	L	Portland	99-105	26-7	17-14	43-21	L1	Blackman	31	Tarpley	12	Drexler	21	12,666
65	3/22	H	W	New York	124-105	27-7	17-14	44-21	W1	Tarpley	29	Tarpley	24	Newman	28	17,007
66	3/25	H	W	Portland	106-101	28-7	17-14	45-21	W2	Tarpley	25	Donaldson	14	Jk/Cd	21	17,007
67	3/26	H	W	San Antonio	131-112	29-7	17-14	46-21	W3	Blackman	30	Tarpley	16	Dawkins	26	17,007
68	3/28	R	L	New York	106-114	29-7	17-15	46-22	L1	Aguirre	36	Tarpley	14	Wilkins	28	12,635
69	3/29	R	L	Atlanta	106-120	29-7	17-16	46-23	L2	Harper	25	Tarpley	19	Wilkins	40	14,583
70	4/1	R	L	Washington	103-118	29-7	17-17	46-24	L3	Aguirre	38	Donaldson	11	Malone	27	13,783
71	4/3	R	L	Boston	101-110	29-7	17-18	46-25	L4	Tarpley	22	Tarpley	15	Bird	32	14,890
72	4/6	H	W	Phoenix	119-93	30-7	17-18	47-25	W1	Blackman	32	Donaldson	9	E. Johnson	20	16,452
73	4/8	H	W	Utah	118-95	31-7	17-18	48-25	W2	Blackman	21	Tarpley	16	Stockton	15	17,007
74	4/9	H	W	Denver	135-109	32-7	17-18	49-25	W3	Harper	35	Donaldson	13	Schayes	21	17,007
75	4/12	R	W	Sacramento	104-96	32-7	18-18	50-25	W4	Blackman	32	Tarpley	13	Theus	25	10,333
76	4/13	R	L	Golden State	110-112	32-7	18-19	50-26	L1	Harper	25	Donaldson	12	Mullin	24	8,120
77	4/15	R	L	Seattle	88-115	32-7	18-20	50-27	L2	Aguirre	24	Donaldson	13	Lister	19	12,576
78	4/17	R	L	Denver	122-133	32-7	18-21	50-28	L3	Blackman	31	Rt/Jd	11	English	31	17,022
79	4/19	R	W	Houston	104-96	32-7	19-21	51-28	W1	Blackman	27	Ma/Sp	12	Olajuwon	33	16,611
80	4/20	H	L	L.A. Lakers	107-114	32-8	19-21	51-29	L1	Tarpley	24	Tarpley	13	Scott	31	17,007
81	4/22	H	W	San Antonio	127-96	33-8	19-21	52-29	W1	Aguirre	26	Tarpley	12	Robertson	20	17,007
82	4/24	R	W	San Antonio	119-109	33-8	20-21	53-29	W2	Tarpley	27	Tarpley	13	Anderson	26	7,287





1986-1987

TOP ROW L-R HEAD COACH DICK MOTTA, ASSISTANT COACH RICHIE ADUBATO, ROY TARPLEY, UWE BLAB, JAMES DONALDSON, BILL WENNINGTON, SAM PERKINS, DIRECTOR OF PLAYER PERSONNEL RICK SUND, GENERAL MANAGER NORM SONJU

BOTTOM ROW L-R EQUIPMENT MANAGER KYLE LEATH, MARK AGUIRRE, AL WOOD, BRAD DAVIS, ROLANDO BLACKMAN, DENNIS NUTT, DEREK HARPER, DETLEF SCHREMPF, TRAINER DOUG ATKINSON

SEASON NOTEBOOK

Won 55, lost 27 (first, Midwest)...Dallas finished with the league's fourth-best record...the season was full of milestones: most wins (at the time), first division title (won by 11 games, the biggest margin in the Midwest since 1980-81), winningest March ever (12-4), first 4-1 road trip, first-ever wins in Philadelphia and Milwaukee...club never lost more than two in a row in regular season, but dropped three straight in playoffs to Seattle after setting 11 records in a 151-129 Game One win...for the first time two Mavericks (Aguirre, Blackman) played in the All-Star Game...for the fifth straight year Dallas committed the fewest turnovers in the NBA (14.7)...club best 35-6 at home...for the third straight year Dallas led the NBA in 3-pointers made and attempted with then-NBA-record totals of 231-of-653...James Donaldson shattered the club rebound record averaging 11.9 per game, best in the West and among NBA centers...Dallas' defense improved from 21st in the NBA the previous season to 14th (110.4 ppg).

	G-S	Min	Avg	Fg-Att	Pct	3Fg-Att	Pct	Ft-Att	Pct	Off	Def	Reb	Avg	Ast	Avg	Pf-D	Stl	To	Blk	Pts	Avg	Hi
Aguirre	80-80	2663	33.3	787-1590	.495	53-150	.353	429-557	.770	181	246	427	5.3	254	3.2	243-4	84	217	30	2056	25.7	43
Blackman	80-80	2758	34.5	626-1264	.495	5-15	.333	419-474	.884	96	182	278	3.5	266	3.3	142-0	64	174	21	1676	21.0	41
Harper	77-76	2556	33.2	497-993	.501	76-212	.358	160-234	.684	51	148	199	2.6	609	7.9	195-0	167	138	25	1230	16.0	31
Perkins	80-80	2687	33.6	461-957	.482	19-54	.352	245-296	.828	197	419	616	7.7	146	1.8	269-6	109	132	77	1186	14.8	29
Donaldson	82-82	3028	36.9	311-531	.586	0-0	—	267-329	.812	295	678	973	11.9	63	0.8	191-0	51	104	136	889	10.8	23
Schrempf	81-5	1711	21.1	265-561	.472	33-69	.478	193-260	.742	87	216	303	3.7	161	2.0	224-2	50	110	16	756	9.3	19
Tarpley	75-1	1405	18.7	233-499	.467	1-3	.333	94-139	.676	180	353	533	7.1	52	0.7	232-3	56	101	79	561	7.5	20
Davis	82-6	1582	19.3	199-436	.456	32-106	.302	147-171	.860	27	87	114	1.4	373	4.5	159-0	63	114	10	577	7.0	24
Wood	54-0	657	12.2	121-310	.390	7-25	.280	109-139	.784	39	55	94	1.7	34	0.6	83-0	19	34	11	358	6.6	25
Wennington	58-0	560	9.7	56-132	.424	0-2	.000	45-60	.750	53	76	129	2.2	24	0.4	95-0	13	39	10	157	2.7	10
Nutt	25-0	91	3.6	16-40	.400	5-17	.294	20-22	.909	1	7	8	0.3	16	0.6	6-0	7	10	0	57	2.3	11
Blab	30-0	160	5.3	20-51	.392	0-0	—	13-28	.464	11	25	36	1.2	13	0.4	33-0	4	15	9	53	1.8	7
Jackson*	8-0	22	2.8	2-9	.222	0-0	—	7-8	.875	1	2	3	0.4	6	0.8	1-0	1	5	0	11	1.4	3
Mavericks	82	19880	-	3594-7373	.487	231-653	.354	2148-2717	.791	1219	2494	3713	45.3	2017	24.6	1873-15	688	1205	424	9567	116.7	147
Opponents	82	19880	-	3586-7503	.478	128-434	.295	1750-2293	.763	1254	2386	3640	44.4	2304	28.1	2136-26	571	1332	421	9050	110.4	144





1986-87 SEASON STATISTICS & RESULTS

No	Date	H-R	W-L	Opponent	Score	Home Record	Road Record	Total Record	Sk	Dallas Hi Scorer	Pt	Dallas Hi Rebr	Rb	Opponent Hi Scorer	Pt	Attend
1	10/31	H	W	Utah	103-77	1-0	0-0	1-0	W1	Aguirre	18	Donaldson	12	Malone	12	16,692
2	11/1	R	L	San Antonio	105-108	1-0	0-1	1-1	L1	Aguirre	29	Perkins	9	Mitchell	23	13,340
3	11/4	H	W	L.A. Clippers	118-86	2-0	0-1	2-1	W1	Rb/Aguirre	20	Donaldson	11	Johnson	21	16,421
4	11/6	R	W	Seattle	147-124	2-0	1-1	3-1	W2	Wood	25	Donaldson	8	McDaniel	28	8,363
5	11/7	R	L	Portland (Ot)	113-120	2-0	1-2	3-2	L1	Aguirre	32	Perkins	13	Vandeweghe	36	12,666
6	11/11	R	L	Utah	103-104	2-0	1-3	3-3	L2	Blackman	23	Perkins/Jd	9	Malone	23	10,516
7	11/12	H	W	Houston	114-85	3-0	1-3	4-3	W1	Blackman	31	Perkins/Jd	10	Olajuwon	32	17,007
8	11/14	R	L	Denver	138-142	3-0	1-4	4-4	L1	Blackman	24	Donaldson	13	Hanzlik	33	11,707
9	11/15	H	W	Cleveland	111-96	4-0	1-4	5-4	W1	Aguirre	25	Schrempf	13	Harper	22	17,007
10	11/18	H	L	L.A. Lakers	110-114	4-1	1-4	5-5	L1	Aguirre	26	Donaldson	16	Johnson	29	17,007
11	11/20	R	W	L.A. Clippers	113-108	4-1	2-4	6-5	W1	Aguirre	31	Donaldson	10	Maxwell	19	5,312
12	11/21	R	W	Phoenix (Ot)	130-122	4-1	3-4	7-5	W2	Blackman	31	Donaldson	15	Davis	32	10,182
13	11/26	H	W	Sacramento	129-117	5-1	3-4	8-5	W3	Aguirre	29	Donaldson	14	Johnson	26	16,954
14	11/28	H	W	New Jersey	119-94	6-1	3-4	9-5	W4	Aguirre	26	Donaldson	13	King	13	17,007
15	11/29	H	W	Utah	118-107	7-1	3-4	10-5	W5	Blackman	26	Donaldson	15	Malone	23	17,007
16	12/2	R	W	Sacramento	127-124	7-1	4-4	11-5	W6	Aguirre	32	Donaldson	8	Thorpe	30	10,333
17	12/5	R	L	L.A. Lakers	104-112	7-1	4-5	11-6	L1	Donaldson	20	Perkins	12	Johnson	27	15,896
18	12/6	R	W	Golden State	109-104	7-1	5-5	12-6	W1	Blackman	22	Perkins/Tarpley	10	Floyd	41	11,509
19	12/10	H	W	Portland	130-129	8-1	5-5	13-6	W2	Aguirre	27	Donaldson	18	Vandeweghe	31	17,007
20	12/11	R	L	Utah	99-103	8-1	5-6	13-7	L1	Aguirre	32	Aguir/Perk	9	Tripucka	18	12,212
21	12/13	R	W	Seattle	126-109	8-1	6-6	14-7	W1	Blackman	32	Perkins/Jd	13	Ellis/Cha	24	9,789
22	12/14	R	L	Portland	100-134	8-1	6-7	14-8	L1	Aguirre	23	Donaldson	8	Drexler	22	12,666
23	12/16	H	W	San Antonio	101-98	9-1	6-7	15-8	W1	Aguirre	26	Donaldson	12	Robertson	22	17,007
24	12/19	H	W	Denver	141-118	10-1	6-7	16-8	W2	Aguirre	33	Donaldson	22	English	23	17,007
25	12/20	H	W	L.A. Lakers	130-119	11-1	6-7	17-8	W3	Blackman	39	Donaldson	12	Johnson	34	17,007
26	12/23	R	L	Phoenix	119-120	11-1	6-8	17-9	L1	Aguirre	32	Donaldson	16	Gattison	29	10,123
27	12/26	R	W	Denver	123-121	11-1	7-8	18-9	W1	Aguirre	32	Donaldson	16	English	36	13,826
28	12/27	H	W	Phoenix	123-97	12-1	7-8	19-9	W2	Blackman	28	Donaldson	11	Pinck/Sand	13	17,007
29	1/2	H	W	Seattle	117-107	13-1	7-8	20-9	W3	Aguirre	27	Donaldson	20	Ellis	28	17,007
30	1/3	R	W	San Antonio	106-89	13-1	8-8	21-9	W4	Schrempf	19	Schrempf	11	Berry	14	12,858
31	1/5	H	L	Indiana	135-144	13-2	8-8	21-10	L1	Aguirre	38	Donaldson	15	Tis/Stipo	27	17,007
32	1/7	H	W	San Antonio	108-103	14-2	8-8	22-10	W1	Aguirre	27	Donaldson	16	Robertson	25	17,007
33	1/9	H	L	Denver	113-116	14-3	8-8	22-11	L1	Aguirre	33	Perkins	16	English	26	17,007
34	1/10	R	L	Houston	96-106	14-3	8-9	22-12	L2	Aguirre	23	Perkins	14	Olajuwon	25	16,016
35	1/13	R	W	New York	108-103	14-3	9-9	23-12	W1	Blackman	41	Perkins	15	Ewing	32	12,024
36	1/14	R	L	Boston	108-117	14-3	9-10	23-13	L1	Perkins	29	Donaldson	21	Bird/Mcha	25	14,890
37	1/16	R	W	Milwaukee (Ot)	124-122	14-3	10-10	24-13	W1	Aguirre	27	Jd/Perkins	12	Cummings	39	11,052
38	1/17	R	L	Indiana (2 Ot)	115-119	14-3	10-11	24-14	L1	Perkins	27	Donaldson	12	Long	29	15,405
39	1/21	H	W	New York	113-93	15-3	10-11	25-14	W1	Aguirre	27	Donaldson	12	Ewing	27	17,007
40	1/24	H	W	L.A. Lakers	132-117	16-3	10-11	26-14	W2	Aguirre	35	Perkins	12	Johnson	25	17,007
41	1/27	H	L	Washington	113-118	16-4	10-11	26-15	L1	Aguirre/Rb	22	Donaldson	13	M&J Malone	23	17,007
42	1/29	R	W	Denver	132-102	16-4	11-11	27-15	W1	Aguirre	36	Tarpley	12	Lever	24	11,325
43	1/30	H	W	Milwaukee	133-117	17-4	11-11	28-15	W2	Harp/Aguir	28	Tarpley	20	Lucas	21	17,007
44	2/1	R	L	Portland	117-133	17-4	11-12	28-16	L1	Aguirre	36	Donaldson	12	Vandeweghe	38	12,666
45	2/2	R	W	L.A. Lakers	103-99	17-4	12-12	29-16	W1	Aguirre	27	Donaldson	13	Scott	21	17,505
46	2/4	H	W	Seattle	124-94	18-4	12-12	30-16	W2	Aguirre	23	Donaldson	14	Chambers	19	17,007
47	2/10	H	W	Portland	135-115	19-4	12-12	31-16	W3	Aguirre	34	Donaldson	12	Johnson	27	17,007
48	2/12	R	L	Sacramento	125-129	19-4	12-13	31-17	L1	Aguirre	40	Donaldson	15	Theus	24	10,333
49	2/14	H	W	L.A. Clippers	138-107	20-4	12-13	32-17	W1	Aguirre	39	Donaldson	19	Dailey	21	17,007
50	2/16	R	L	Houston	100-105	20-4	12-14	32-18	L1	Perkins	23	Donaldson	17	Olajuwon	36	16,016
51	2/18	H	L	Boston	96-113	20-5	12-14	32-19	L2	Aguirre	29	Tarpley	10	Mchale	28	17,007
52	2/20	H	W	San Antonio	122-107	21-5	12-14	33-19	W1	Aguirre	41	Perkins	18	Sundvold	24	17,007
53	2/21	H	W	Golden State (Ot)	122-111	22-5	12-14	34-19	W2	Aguirre	29	Tarpley	12	Carroll	33	17,007
54	2/23	R	W	Golden State	121-95	22-5	13-14	35-19	W3	Blackman	25	Blackman	10	Floyd	24	10,609
55	2/25	H	W	Sacramento	108-101	23-5	13-14	36-19	W4	Blackman	35	Donaldson	18	Theus	18	17,007
56	2/27	H	W	Philadelphia	123-110	24-5	13-14	37-19	W5	Aguirre	30	Perkins	12	Mccormick	26	17,007
57	2/28	R	L	San Antonio	98-123	24-5	13-15	37-20	L1	Rb/Tarpley	16	Tarpley	9	Robertson	30	10,919
58	3/2	H	W	Phoenix	135-112	25-5	13-15	38-20	W1	Blackman	25	Donaldson	11	Nance	25	17,007
59	3/4	H	W	Denver	115-107	26-5	13-15	39-20	W2	Aguirre	38	Donaldson	16	English	37	17,007
60	3/6	R	L	Detroit	115-125	26-5	13-16	39-21	L1	Aguirre	25	Donaldson	20	Johnson	28	23,912
61	3/8	R	L	Chicago (Ot)	105-115	26-5	13-17	39-22	L2	Blackman	28	Perkins/Tarpley	12	Jordan	33	17,855
62	3/11	H	W	Seattle	130-117	27-5	13-17	40-22	W1	Aguirre	26	Donaldson	12	Tc/Xm/De	21	17,007
63	3/13	H	L	Atlanta	105-113	27-6	13-17	40-23	L1	Aguirre	32	Jd/Tarpley	12	Wilkins	32	17,007
64	3/14	H	W	Houston	118-109	28-6	13-17	41-23	W1	Aguirre	30	Donaldson	21	Olajuwon	30	17,007
65	3/17	H	W	Chicago	114-96	29-6	13-17	42-23	W2	Aguirre	31	Perkins	15	Oakley	23	17,007
66	3/19	R	W	Sacramento	105-104	29-6	14-17	43-23	W3	Aguirre	28	Donaldson	12	Theus	18	10,333
67	3/21	H	W	Detroit	122-118	30-6	14-17	44-23	W4	Blackman	26	Donaldson	16	Thomas	24	17,007
68	3/23	R	W	Philadelphia	103-100	30-6	15-17	45-23	W5	Blackman	38	Rb/Tarpley	8	Barkley	24	17,201
69	3/24	R	W	New Jersey	119-107	30-6	16-17	46-23	W6	Aguirre	43	Donaldson	11	Woolridge	29	9,625
70	3/26	R	L	Atlanta	112-120	30-6	16-18	46-24	L1	Aguirre	31	Tarpley	13	Wilkins	35	14,480
71	3/28	R	W	Washington	114-107	30-6	17-18	47-24	W1	Aguirre	28	Tarpley	9	M. Malone	26	11,427
72	3/29	R	W	Cleveland	101-98	30-6	18-18	48-24	W2	Blackman	38	Tarpley	14	Daugherty	19	10,233
73	3/31	H	W	L.A. Clippers	118-102	31-6	18-18	49-24	W3	Aguirre	36	Donaldson	15	White	23	17,007
74	4/3	H	W	Golden State	136-116	32-6	18-18	50-24	W4	Blackman	33	Tarpley	14	Higgins	22	17,007
75	4/4	H	W	Utah	121-107	33-6	18-18	51-24	W5	Aguirre	28	Donaldson	14	Scurry	20	17,007
76	4/6	R	L	Phoenix (Ot)	110-118	33-6	18-19	51-25	L1	Blackman	33	Donaldson	13	Nance	28	9,752
77	4/8	R	L	Utah	90-103	33-6	18-20	51-26	L2	Blackman	22	Tarpley	18	Malone	26	12,212
78	4/9	R	W	Golden State	125-100	33-6	19-20	52-26	W1	Blackman	21	Tarpley	9	Teagle	14	10,106
79	4/11	R	W	L.A. Clippers	129-100	33-6	20-20	53-26	W2	Aguir/Tarpley	20	Donaldson	17	Fields	18	6,120
80	4/15	H	W	Houston	113-107	34-6	20-20	54-26	W3	Harper	31	Donaldson	15	Olajuwon	24	17,007
81	4/17	R	L	Houston	99-121	34-6	20-21	54-27	L1	Harper	28	Perkins	10	Olajuwon	29	16,279
82	4/18	H	W	Sacramento	125-121	35-6	20-21	55-27	W1	Aguirre	24	Donaldson	12	Johnson	30	17,007





1985-1986

TOP ROW L-R HEAD COACH DICK MOTTA, ASSISTANT COACH BOB WEISS, CHARLIE SITTON, UWE BLAB, JAMES DONALDSON, BILL WENNINGTON, SAM PERKINS, DETLEF SCHREMPF, DIRECTOR OF PLAYER PERSONNEL RICK SUND, GENERAL MANAGER NORM SONJU

BOTTOM ROW L-R EQUIPMENT MANAGER KYLE LEATH, BRAD DAVIS, ROLANDO BLACKMAN, JAY VINCENT, MARK AGUIRRE, DALE ELLIS, DEREK HARPER, HAROLD KEELING, TRAINER DOUG ATKINSON. DID NOT FINISH THE SEASON IN DALLAS: WALLACE BRYANT, KURT NIMPHIUS

SEASON NOTEBOOK

Won 44, lost 38 (third, Midwest)...eliminated Utah in the first-round of the playoffs 3-1, then lost to the Lakers 4-2 in the conference semifinals...the Mavericks fell short in its bid to become just the fourth team in NBA history to improve its record in five consecutive seasons...Dallas averaged 115.3 ppg, second to the Lakers, but allowed 114.2 ppg – 21st in defense...the Mavericks averaged 15.7 turnovers, the fewest in the NBA for the fourth straight year...for the second straight year Dallas led the NBA in 3-pointers made and attempted with 141-of-446...Dallas was the only team to place two scorers in the top 15: Aguirre 12th (22.6) and Blackman 15th (21.5)... Blackman made his second straight All-Star game appearance, this time before the Reunion faithful.

	G-5	Min	Avg	Fg-Att	Pct	3Fg-Att	Pct	Ft-Att	Pct	Off	Def	Reb	Avg	Ast	Avg	Pf-D	Stl	To	Blk	Pts	Avg	Hi
Aguirre	74-73	2501	33.8	668-1327	.503	16-56	.286	318-451	.705	117	268	445	6.0	339	4.6	229-6	62	252	14	1670	22.6	42
Blackman	82-81	2787	34.0	677-1318	.514	4-29	.138	404-483	.836	88	203	291	3.5	271	3.3	138-0	79	189	25	1762	21.5	46
Perkins	80-79	2626	32.8	458-910	.503	11-33	.333	307-377	.814	195	490	685	8.6	153	1.9	212-2	75	145	94	1234	15.4	32
Vincent	80-3	1994	24.9	442-919	.481	0-3	.000	222-274	.810	107	261	368	4.6	180	2.3	193-2	66	145	21	1106	13.8	31
Harper	79-39	2150	27.2	390-730	.534	12-51	.235	171-229	.747	75	151	226	2.9	416	5.3	166-1	153	144	22	963	12.2	26
Davis	82-43	1971	24.0	267-502	.532	32-89	.360	198-228	.868	26	120	146	1.8	467	5.7	174-2	57	110	15	764	9.3	23
Donaldson (Tot)	83-78	2680	32.3	256-459	.558	0-0	—	204-254	.803	171	624	795	9.6	96	1.2	189-0	28	123	139	716	8.6	20
Donaldson (Dal)	69-64	2241	32.5	213-375	.568	0-0	—	147-184	.799	143	521	664	9.6	84	1.2	156-0	23	85	110	573	8.3	20
Ellis	72-1	1086	15.1	193-470	.411	63-173	.364	59-82	.720	86	82	168	2.3	37	0.5	78-0	40	38	9	508	7.1	28
Schrempf	64-12	969	15.1	142-315	.451	3-7	.429	110-152	.724	70	128	198	3.1	88	1.4	166-1	23	84	10	397	6.2	23
Wennington	56-3	562	10.0	72-153	.471	0-4	.000	45-62	.726	32	100	132	2.4	21	0.4	83-0	11	21	23	189	3.4	15
Blab	48-0	409	8.5	44-94	.468	0-0	—	36-67	.537	25	66	91	1.9	17	0.4	65-0	3	28	12	124	2.6	14
Keeling	20-0	75	3.8	17-39	.436	0-0	—	10-14	.714	3	3	6	0.3	10	0.5	9-0	7	7	0	44	2.2	7
Nimphius*	13-4	280	21.5	37-72	.514	0-1	.000	17-29	.586	23	37	60	4.6	14	1.1	38-1	3	13	12	91	7.0	20
Bryant*	9-8	154	17.1	11-30	.367	0-0	—	6-11	.545	9	24	33	3.7	11	1.2	26-2	3	7	2	28	3.1	7
Mavericks	82	19805	-	3631-7254	.501	141-446	.316	2050-2643	.776	1059	2454	3513	42.8	2108	25.7	1733-17	605	1289	369	9453	115.3	139
Opponents	82	19805	-	3864-7689	.503	90-311	.289	1545-2049	.754	1219	2469	3688	45.0	2381	29.0	2196-33	617	1279	423	9363	114.2	142





1985-86 SEASON STATISTICS & RESULTS

No	Date	H-R	W-L	Opponent	Score	Home Record	Road Record	Total Record	Sk	Dallas Hi Scorer	Pt	Dallas Hi Rebr	Rb	Opponent Hi Scorer	Pt	Attend
1	10/26	H	W	Seattle	101-95	1-0	0-0	1-0	W1	Vincent	23	Perkins	15	Chambers	26	17,007
2	10/29	H	L	L.A. Lakers	115-133	1-1	0-0	1-1	L1	Aguirre	25	Nimphius	8	Worthy	21	17,007
3	11/1	R	L	San Antonio	107-116	1-1	0-1	1-2	L2	Blackman	29	Perkins	9	Mitchell	24	7,064
4	11/2	H	W	Sacramento	119-113	2-1	0-1	2-2	W1	Aguirre	42	Perkins	11	Thorpe	24	16,373
5	11/6	H	L	Portland	109-111	2-2	0-1	2-3	L1	Aguirre	29	Perkins	8	Drexler	28	16,455
6	11/7	R	L	Denver	99-131	2-2	0-2	2-4	L2	Harper	23	Perkins	12	English	30	12,616
7	11/9	H	L	Houston	110-115	2-3	0-2	2-5	L3	Blackman	24	Aguirre	15	Lucas	25	17,007
8	11/12	R	L	Seattle	90-109	2-3	0-3	2-6	L4	Aguirre	26	Aguirre	9	Chambers	26	6,078
9	11/13	R	W	Utah	115-100	2-3	1-3	3-6	W1	Blackman	37	Perkins	7	Dantley	17	9,430
10	11/15	H	W	New Jersey	110-98	3-3	1-3	4-6	W2	Blackman	31	Perkins	16	King	25	17,007
11	11/16	R	L	Houston	117-122	3-3	1-4	4-7	L1	Vincent	29	Perkins	10	Olajuwon	23	15,726
12	11/19	H	W	Phoenix	123-119	4-3	1-4	5-7	W1	Aguirre	36	Ma/Sp	9	Davis	34	16,344
13	11/23	H	W	Indiana	117-104	5-3	1-4	6-7	W2	Aguirre	25	Aguirre	13	Hw/Ss	18	17,007
14	11/26	H	W	Washington	112-99	6-3	1-4	7-7	W3	Harper	21	Donaldson	11	Jr/Jm	20	17,007
15	11/29	H	W	Sacramento	113-111	7-3	1-4	8-7	W4	Ma/Sp	27	Donaldson	10	Theus	23	17,007
16	11/30	H	W	L.A. Clippers	124-115	8-3	1-4	9-7	W5	Aguirre	35	Perkins	10	Nixon	24	17,007
17	12/3	R	W	Golden State	107-100	8-3	2-4	10-7	W6	Aguirre	21	Donaldson	12	Short	25	7,332
18	12/5	H	L	San Antonio	116-120	8-4	2-4	10-8	L1	Aguirre	27	Perkins	11	Gilmore	25	16,897
19	12/7	H	W	Golden State	120-110	9-4	2-4	11-8	W1	Aguirre	20	Sp/Jv	7	Jc/Ef	29	17,007
20	12/8	R	L	L.A. Lakers	119-125	9-4	2-5	11-9	L1	Aguirre	32	Donaldson	10	Scott	30	15,810
21	12/10	R	L	L.A. Clippers	118-120	9-4	2-6	11-10	L2	Blackman	30	Donaldson	13	Johnson	30	5,394
22	12/12	R	L	Houston	120-123	9-4	2-7	11-11	L3	Perkins	31	Perkins	20	Olajuwon	27	12,497
23	12/14	H	W	Denver	127-100	10-4	2-7	12-11	W1	Sp/Ds	23	Donaldson	22	Natt	23	17,007
24	12/18	R	L	Boston	117-137	10-4	2-8	12-12	L1	Blackman	21	Sp/Ds	9	Bird	35	14,890
25	12/19	R	W	Atlanta	120-108	10-4	3-8	13-12	W1	Blackman	31	Perkins	14	Wilkins	29	5,867
26	12/21	R	L	Milwaukee	107-132	10-4	3-9	13-13	L1	Blackman	27	Vincent	10	Cummings	25	10,486
27	12/22	R	L	Cleveland	105-119	10-4	3-10	13-14	L2	Schrempf	17	Perkins	8	Free	32	9,056
28	12/26	R	W	Phoenix	105-98	10-4	4-10	14-14	W1	Aguirre	24	Vincent	9	Nance	33	11,134
29	12/27	H	L	Portland (Ot)	133-142	10-5	4-10	14-15	L1	Perkins	26	Donaldson	10	Vandeweghe	30	17,007
30	1/4	H	W	Utah	119-106	11-5	4-10	15-15	W1	Aguirre	30	Perkins	13	Bailey	19	17,007
31	1/7	R	L	Denver	110-132	11-5	4-11	15-16	L1	Aguirre	22	Blab	10	English	33	9,858
32	1/10	H	W	Phoenix	117-104	12-5	4-11	16-16	W1	Aguirre	26	Blackman	11	Nance/Tho	17	17,007
33	1/11	H	W	Golden St. (Ot)	127-123	13-5	4-11	17-16	W2	Perkins	32	Donaldson	12	Short	44	17,007
34	1/13	R	W	Seattle	90-89	13-5	5-11	18-16	W3	Perkins	17	Aguirre	12	Sikma	23	5,755
35	1/15	H	L	New York	112-116	13-6	5-11	18-17	L1	Blackman	29	Perkins	13	Ewing	25	17,007
36	1/17	R	L	Utah	112-139	13-6	5-12	18-18	L2	Blackman	18	Wennington	6	Dantley	31	12,466
37	1/19	H	W	Houston	131-96	14-6	5-12	19-18	W1	Blackman	29	Perkins	11	Olajuwon	31	17,007
38	1/21	R	L	Sacramento	110-119	14-6	5-13	19-19	L1	Blackman	23	Perkins	11	Johnson	27	10,333
39	1/22	H	L	L.A. Clippers	118-131	14-7	5-13	19-20	L2	Harper	26	Donaldson	13	Johnson	22	16,141
40	1/24	H	L	Detroit	120-129	14-8	5-13	19-21	L3	Aguirre	35	Ma/Dh	7	Tripucka	32	17,007
41	1/25	R	W	San Antonio	123-107	14-8	6-13	20-21	W1	Aguirre	30	Donaldson	7	Robertson	23	9,999
42	1/27	H	W	Chicago	124-116	15-8	6-13	21-21	W2	Blackman	33	Perkins	8	Gervin	45	16,498
43	1/29	H	W	San Antonio	126-114	16-8	6-13	22-21	W3	Blackman	25	Donaldson	11	Ar/Mm	20	16,649
44	1/31	H	W	Cleveland	107-91	17-8	6-13	23-21	W4	Donaldson	17	Donaldson	11	Hinson	17	17,007
45	2/2	H	W	Utah	100-97	18-8	6-13	24-21	W5	Vincent	20	Perkins	14	Dantley	19	16,651
46	2/4	R	L	L.A. Lakers	102-110	18-8	6-14	24-22	L1	Sp/Rb	18	Donaldson	8	Aj/Mm	21	16,275
47	2/6	R	W	Portland	115-111	18-8	7-14	25-22	W1	Aguirre	29	Donaldson	14	Vandeweghe	22	12,666
48	2/11	R	W	San Antonio	121-107	18-8	8-14	26-22	W2	Blackman	31	Sp/Jd	8	Mitchell	27	6,858
49	2/12	H	W	Denver	117-110	19-8	8-14	27-22	W3	Blackman	25	Donaldson	14	Ae/Ds	19	17,007
50	2/14	R	L	Detroit	110-119	19-8	8-15	27-23	L1	Aguirre	27	Blab	7	Johnson	22	13,384
51	2/16	R	W	Chicago	120-114	19-8	9-15	28-23	W1	Blackman	28	Perkins	6	Oakley	28	12,222
52	2/17	R	W	New Jersey	126-124	19-8	10-15	29-23	W2	Blackman	42	Perkins	11	King	29	13,559
53	2/19	H	L	Milwaukee	107-124	19-9	10-15	29-24	L1	Blackman	26	Ma/Jd	8	Pressey	26	17,007
54	2/21	H	L	Houston	104-111	19-10	10-15	29-25	L2	Aguirre	28	Donaldson	18	Sampson	38	17,007
55	2/22	R	L	Denver	106-113	19-10	10-16	29-26	L3	Harper	19	Donaldson	12	Hanzlik	21	17,022
56	2/24	R	L	Houston	105-110	19-10	10-17	29-27	L4	Vincent	31	Vincent	13	Sampson	28	15,851
57	2/26	H	L	L.A. Lakers	116-119	19-11	10-17	29-28	L5	Aguirre	28	Donaldson	8	Abdul-Jabbar	25	17,007
58	2/28	H	L	Philadelphia	120-123	19-12	10-17	29-29	L6	Aguirre	34	Ma/Sp	10	Barkley	35	17,007
59	3/1	H	W	Golden State	119-110	20-12	10-17	30-29	W1	Aguirre	40	Donaldson	12	Ps/Jbc	21	17,007
60	3/3	R	W	Phoenix (2Ot)	139-138	20-12	11-17	31-29	W2	Aguirre	42	Perkins	11	Davis	31	10,135
61	3/6	R	W	L.A. Clippers	131-113	20-12	12-17	32-29	W3	Aguirre	28	Donaldson	18	Maxwell	18	8,188
62	3/7	R	L	Portland	114-125	20-12	12-18	32-30	L1	Aguirre	30	Donaldson	12	Vandeweghe	34	12,666
63	3/9	R	W	Sacramento	117-102	20-12	13-18	33-30	W1	Blackman	27	Donaldson	12	Thorpe	16	10,333
64	3/10	H	W	Boston	116-115	21-12	13-18	34-30	W2	Blackman	32	Donaldson	11	Bird	50	17,007
65	3/12	H	L	Sacramento (Ot)	120-127	21-13	13-18	34-31	L1	Blackman	46	Donaldson	16	Theus	32	16,890
66	3/14	H	W	Portland	129-118	22-13	13-18	35-31	W1	Aguirre	35	Donaldson	14	Drexler	41	17,007
67	3/15	H	W	Utah	108-98	23-13	13-18	36-31	W2	Harper	24	Donaldson	16	Dantley	16	17,007
68	3/18	H	W	San Antonio	120-113	24-13	13-18	37-31	W3	Ellis	28	Donaldson	10	Mitchell	37	16,937
69	3/20	R	W	Utah	114-107	24-13	14-18	38-31	W4	Blackman	35	Donaldson	9	Dantley	29	11,474
70	3/21	H	L	Atlanta	103-107	24-14	14-18	38-32	L1	Blackman	23	Donaldson	14	Wilkins	28	17,007
71	3/24	R	W	Indiana	126-120	24-14	15-18	39-32	W1	Aguirre	25	Ma/Jd	11	Anderson	28	14,353
72	3/26	R	L	Washington	112-120	24-14	15-19	39-33	L1	Blackman	27	Perkins	13	Robinson	21	7,582
73	3/27	R	W	New York	110-105	24-14	16-19	40-33	W1	Aguirre	38	Sp/Jd	11	Bannister	35	11,660
74	3/30	R	L	Philadelphia	113-114	24-14	16-20	40-34	L1	Blackman	24	Schrempf	14	Barkley	32	9,194
75	4/1	H	W	Phoenix	128-98	25-14	16-20	41-34	W1	Perkins	25	Donaldson	10	Nance	26	17,007
76	4/3	H	W	Denver	115-114	26-14	16-20	42-34	W2	Blackman	25	Donaldson	21	English	28	17,007
77	4/5	H	L	Seattle	109-111	26-15	16-20	42-35	L1	Aguirre	28	Donaldson	14	McDaniel	19	17,007
78	4/7	R	L	Sacramento	115-122	26-15	16-21	42-36	L2	Aguirre	24	Donaldson	10	Theus	19	10,333
79	4/8	R	L	Golden State	115-129	26-15	16-22	42-37	L3	Harper	23	Donaldson	9	Floyd	29	5,452
80	4/10	R	W	Seattle	115-109	26-15	17-22	43-37	W1	Ma/Rb	19	Donaldson	6	Pope	16	10,445
81	4/12	R	L	L.A. Clippers	108-115	26-15	17-23	43-38	L1	Vincent	20	Ds/Jd	10	Johnson	30	9,894
82	4/13	R	W	L.A. Lakers	127-104	26-15	18-23	44-38	W1	Vincent	19	Wennington	10	Scott	24	17,505





1984-1985

TOP ROW L-R HEAD COACH DICK MOTTA, GENERAL MANAGER NORM SONJU, JAY VINCENT, SAM PERKINS, WALLACE BRYANT, KURT NIMPHIUS, CHARLIE SITTON, DIRECTOR OF PLAYER PERSONNEL RICK SUND, ASSISTANT COACH BOB WEISS

BOTTOM ROW L-R EQUIPMENT MANAGER KYLE LEATH, BRAD DAVIS, ROLANDO BLACKMAN, DALE ELLIS, MARK AGUIRRE, TOM SLUBY, DEREK HARPER, TRAINER DOUG ATKINSON. DID NOT FINISH SEASON IN DALLAS: HOWARD CARTER

SEASON NOTEBOOK

Won 44, lost 38 (third, Midwest)...Dallas became just the 10th team in league history to improve on its record in at least four straight seasons...it was a "streakless" year – the longest winning streak was four straight and the longest losing streak was three in a row...for the third straight year, the Mavericks made the fewest turnovers in the NBA, this time with a then-NBA-record low of 14.4 per game...Sam Perkins made the All-Rookie Team...Dallas was 30-1 when outshooting the opponent...Dallas was the NBA's healthiest team, losing only six player-games to injury...the Mavericks carried just 11 players for most of the season...after going 31-10 at home the previous season, Dallas was 24-17 in 1984-85...11 of those losses were by 10 or more points...Dallas became the first team to have four players make at least 20 3-pointers (Brad Davis, Dale Ellis, Mark Aguirre and Derek Harper).

	G-S	Min	Avg	Fg-Att	Pct	3Fg-Att	Pct	Ft-Att	Pct	Off	Def	Reb	Avg	Ast	Avg	Pf-D	Stl	To	Blk	Pts	Avg	Hi
Aguirre	80-79	2699	33.7	794-1569	.506	27-85	.318	440-580	.759	188	289	477	6.0	249	3.1	250-3	60	253	24	2055	25.7	49
Blackman	81-80	2834	35.0	625-1230	.508	6-20	.300	342-413	.828	107	193	300	3.7	289	3.6	96-0	61	162	16	1598	19.7	36
Vincent	79-47	2543	32.2	545-1138	.479	0-4	.000	351-420	.836	185	519	704	8.9	169	2.1	226-0	48	170	22	1441	18.2	39
Perkins	82-42	2317	28.3	347-736	.471	9-36	.250	200-244	.820	189	416	605	7.4	135	1.6	236-1	63	102	63	903	11.0	29
Davis	82-82	2539	31.0	310-614	.505	47-115	.409	158-178	.888	39	154	193	2.4	581	7.1	219-1	91	123	10	825	10.1	19
Harper	82-1	2218	27.0	329-633	.520	21-61	.344	111-154	.721	47	152	199	2.4	360	4.4	194-1	144	123	37	790	9.6	22
Ellis	72-4	1314	18.3	274-603	.454	42-109	.385	77-104	.740	100	138	238	3.3	56	0.8	131-1	46	58	7	667	9.3	29
Nimphius	82-40	2010	24.5	196-434	.452	0-6	.000	108-140	.771	136	272	408	5.0	183	2.2	262-4	30	95	126	500	6.1	16
Bryant	56-35	860	15.4	67-148	.453	0-0	—	30-44	.682	74	167	241	4.3	84	1.5	110-1	21	46	24	164	2.9	14
Sluby	31-0	151	4.9	30-58	.517	0-2	.000	13-21	.619	5	7	12	0.4	16	0.5	18-0	3	11	0	73	2.4	8
Sitton	43-0	304	7.1	39-94	.415	0-2	.000	13-25	.520	24	36	60	1.4	26	0.6	50-0	7	19	6	91	2.1	8
Carter*	11-0	66	6.0	4-23	.174	0-3	.000	1-1	1.000	1	2	3	0.3	4	0.4	4-0	1	8	0	9	0.8	3
Mavericks	82	19855	-	3560-7280	.489	152-443	.343	1844-2324	.793	1095	2345	3440	42.0	2152	26.2	1796-12	575	1183	335	9116	111.2	149
Opponents	82	19855	-	3626-7200	.504	98-318	.308	1588-2080	.763	1062	2470	3532	43.1	2113	25.8	2066-17	572	1340	430	8938	109.0	141






1984-85 SEASON STATISTICS & RESULTS

No	Date	H-R	W-L	Opponent	Score	Home Record	Road Record	Total Record	Sk	Dallas Hi Scorer	Pt	Dallas Hi Rebr	Rb	Opponent Hi Scorer	Pt	Attend
1	10/27	H	L	Houston	111-121	0-1	0-0	0-1	L1	Aguirre	30	Aguirre	9	Olajuwon	24	12,007
2	10/28	H	W	L.A. Lakers	107-96	1-1	0-0	1-1	W1	Aguirre	31	Vincent	10	Abdul-Jabbar	20	17,007
3	10/30	R	L	Houston	84-106	1-1	0-1	1-2	L1	Aguirre	24	Vincent	9	Lloyd	23	16,016
4	10/31	R	W	Indiana	101-100	1-1	1-1	2-2	W1	Blackman	28	Vincent	17	Stipanovich	19	10,633
5	11/2	R	L	Philadelphia	103-107	1-1	1-2	2-3	L1	Aguirre	30	Vincent	14	Malone	26	17,098
6	11/3	H	L	Phoenix	93-105	1-2	1-2	2-4	L2	Aguirre	21	Aguirre/Vincent	10	Adams	18	16,657
7	11/6	H	W	New York	107-104	2-2	1-2	3-4	W1	Vincent	33	Nimphius	11	King	31	15,385
8	11/8	H	W	Atlanta (Ot)	112-105	3-2	1-2	4-4	W2	Aguir/Black	30	Vincent	14	Williams	22	14,219
9	11/10	H	W	Seattle	106-102	4-2	1-2	5-4	W3	Vincent	23	Perkins	10	Sikma	23	17,007
10	11/12	R	L	Utah	97-123	4-2	1-3	5-5	L1	Perkins	19	Blackman	7	Dantley	32	7,731
11	11/13	R	W	Portland	101-94	4-2	2-3	6-5	W1	Aguirre	21	Vincent	15	M. Thomp/Pax	25	12,666
12	11/15	R	L	Golden State	112-117	4-2	2-4	6-6	L1	Aguirre	33	Vincent	12	Short	40	4,625
13	11/17	H	L	Detroit	110-124	4-3	2-4	6-7	L2	Aguirre	30	Vincent	6	Trip/Thomas	24	17,007
14	11/20	H	W	Milwaukee	109-108	5-3	2-4	7-7	W1	Aguirre	24	Vincent	9	Moncrief	33	16,511
15	11/24	H	W	Houston	113-95	6-3	2-4	8-7	W2	Blackman	26	Vincent	17	Sampson	21	17,007
16	11/27	H	L	Boston	99-114	6-4	2-4	8-8	L1	Vincent	27	Vincent	15	Bird	40	17,007
17	11/29	R	L	San Antonio	116-124	6-4	2-5	8-9	L2	Ellis	29	Ellis	7	Gervin	30	7,069
18	11/30	H	W	Seattle	108-98	7-4	2-5	9-9	W1	Aguirre	26	Vincent	11	Chambers	31	16,725
19	12/5	H	L	L.A. Clippers	106-110	7-5	2-5	9-10	L1	Blackman	25	Vincent/Nimphius	8	Nixon	29	14,882
20	12/6	R	W	New York	112-83	7-5	3-5	10-10	W1	Black/Harper	18	Vincent	10	Orr	28	2,282
21	12/8	R	L	Chicago	97-99	7-5	3-6	10-11	L1	Aguirre	24	Vincent	13	Woolridge	30	13,167
22	12/12	H	W	Kansas City	116-107	8-5	3-6	11-11	W1	Aguirre	27	Vincent	11	E. Johnson	25	14,226
23	12/14	H	W	San Antonio	119-102	9-5	3-6	12-11	W2	Blackman	27	Vincent	16	Gervin	17	16,537
24	12/15	R	L	Houston	115-117	9-5	3-7	12-12	L1	Vincent	32	Vincent	9	Sampson	38	12,345
25	12/18	R	L	Milwaukee	96-110	9-5	3-8	12-13	L2	Blackman	24	Vincent	13	Cummings	29	8,671
26	12/21	R	L	Denver	93-116	9-5	3-9	12-14	L3	Aguirre	19	Vincent	7	Natt	24	7,538
27	12/22	R	W	Utah	113-96	9-5	4-9	13-14	W1	Aguirre	28	Vincent	13	Dantley	25	8,014
28	12/26	H	W	L.A. Clippers	124-118	10-5	4-9	14-14	W2	Aguirre	31	Vincent	13	Nixon	20	16,859
29	12/28	R	W	Phoenix	125-111	10-5	5-9	15-14	W3	Vincent	39	Aguirre	13	Edwards	20	13,534
30	12/29	H	L	Utah	97-99	10-6	5-9	15-15	L1	Aguirre	27	Vincent	13	Dantley	30	17,007
31	1/3	R	L	San Antonio	115-116	10-6	5-10	15-16	L2	Aguirre	22	Vincent	9	Gervin	33	7,068
32	1/5	H	W	Kansas City	135-107	11-6	5-10	16-16	W1	Aguirre	25	Perkins	12	Johnson	25	17,007
33	1/7	R	W	Seattle	102-84	11-6	6-10	17-16	W2	Davis/Black	19	Aguirre	12	Chambers	24	6,054
34	1/8	R	W	Portland	108-102	11-6	7-10	18-16	W3	Aguirre	27	Perkins	8	Paxson	29	12,666
35	1/10	R	W	Kansas City (Ot)	117-110	11-6	8-10	19-16	W4	Blackman	26	Nimphius	10	Woodson	29	4,997
36	1/11	H	L	L.A. Lakers	102-121	11-7	8-10	19-17	L1	Aguirre	28	Aguirre	8	Abdul-Jabbar	30	17,007
37	1/13	H	W	Portland	124-101	12-7	8-10	20-17	W1	Ellis	27	Nimphius	15	M. Thompson	24	17,007
38	1/15	R	W	Golden State	149-104	12-7	9-10	21-17	W2	Aguirre	25	Vincent	13	Short	33	6,247
39	1/16	R	L	Phoenix	95-98	12-7	9-11	21-18	L1	Aguirre	27	Vincent	10	Lucas	28	10,420
40	1/18	R	L	L.A. Lakers	92-110	12-7	9-12	21-19	L2	Aguirre	22	Vincent/Bryant	7	Worthy	19	17,505
41	1/19	R	W	L.A. Clippers	101-100	12-7	10-12	22-19	W1	Blackman	26	Vincent/Perkins	10	Nixon	39	9,028
42	1/23	H	W	San Antonio	122-100	13-7	10-12	23-19	W2	Blackman	27	Vincent	9	Gervin	28	17,007
43	1/24	R	L	Washington	92-93	13-7	10-13	23-20	L1	Aguirre	28	Vincent	15	Gus Williams	31	5,112
44	1/26	H	L	New Jersey	93-103	13-8	10-13	23-21	L2	Aguirre	38	Vincent	11	Richardson	24	17,007
45	1/28	H	W	Philadelphia	111-109	14-8	10-13	24-21	W1	Aguirre	49	Aguirre	9	Erving/Malone	26	17,007
46	1/31	R	L	Denver	110-121	14-8	10-14	24-22	L1	Blackman	28	Vincent	9	English	40	8,160
47	2/1	H	L	Utah	109-121	14-9	10-14	24-23	L2	Aguirre	38	Vincent	17	Griffith	30	17,007
48	2/3	H	W	Denver	114-106	15-9	10-14	25-23	W1	Vincent	24	Perkins	16	English	20	16,828
49	2/5	R	W	Atlanta (@ N.O.)	112-103	15-9	11-14	26-23	W2	Vincent	28	Perkins	8	Wilkins	36	3,127
50	2/6	H	W	Golden State	129-103	16-9	11-14	27-23	W3	Blackman	27	Nimphius	6	Smith	18	16,663
51	2/12	R	W	Cleveland	131-112	16-9	12-14	28-23	W4	Blackman	35	Nimphius/Aguirre	7	Free	26	3,557
52	2/13	R	L	Detroit	119-124	16-9	12-15	28-24	L1	Aguirre	40	Vincent	17	Tyler	25	10,183
53	2/15	H	L	Phoenix	103-126	16-10	12-15	28-25	L2	Aguirre	25	Vincent/Perkins	10	Nance	23	17,007
54	2/19	R	W	Houston	124-115	16-10	13-15	29-25	W1	Perkins	28	Vincent/Perkins	9	McCray	22	12,943
55	2/20	H	W	Portland	104-98	17-10	13-15	30-25	W2	Blackman	36	Bryant	9	Drexler	19	17,993
56	2/22	H	W	Washington	110-101	18-10	13-15	31-25	W3	Aguirre	45	Vincent/Nimphius	8	Malone	20	17,007
57	2/23	R	W	Kansas City	121-98	18-10	14-15	32-25	W4	Blackman	27	Nimphius	13	Woodson	27	6,193
58	2/26	H	L	Utah	96-103	18-11	14-15	32-26	L1	Blackman	23	Bryant	17	Griffith	31	16,778
59	3/1	H	L	Denver (Ot)	140-141	18-12	14-15	32-27	L2	Aguirre	46	Perkins	14	Evans	38	17,007
60	3/2	H	L	L.A. Lakers	106-125	18-13	14-15	32-28	L3	Aguirre	33	Perkins	11	Abdul-Jabbar	25	17,007
61	3/4	R	W	Phoenix	107-99	18-13	15-15	33-28	W1	Aguirre	27	Aguirre	10	Jones	27	11,255
62	3/5	H	W	Indiana	108-102	19-13	15-15	34-28	W2	Blackman	27	Perkins	12	Kellogg	22	16,481
63	3/8	R	L	Boston	122-133	19-13	15-16	34-29	L1	Vincent	35	Vincent/Bryant	8	Bird	32	14,890
64	3/10	R	W	New Jersey	126-113	19-13	16-16	35-29	W1	Aguirre	32	Aguir/Perk/Vinc	6	Dawkins	26	13,009
65	3/11	H	W	Seattle	103-100	20-13	16-16	36-29	W2	Aguirre	29	Aguirre	12	Chambers	26	16,794
66	3/13	H	W	Kansas City	118-100	21-13	16-16	37-29	W3	Aguirre	32	Bryant	13	Theus	25	16,963
67	3/15	H	W	Denver	127-108	22-13	16-16	38-29	W4	Aguirre	22	Perkins	10	Evans	16	17,007
68	3/16	H	L	Cleveland (Ot)	128-135	22-14	16-16	38-30	L1	Perkins	29	Perkins	16	Free	30	17,007
69	3/18	R	L	Denver	111-113	22-14	16-17	38-31	L2	Aguirre	30	Blackman	8	Natt	29	12,966
70	3/19	H	W	San Antonio	96-89	23-14	16-17	39-31	W1	Vincent	35	Vincent	10	Gervin	22	17,007
71	3/22	R	W	San Antonio	123-114	23-14	17-17	40-31	W2	Aguirre	35	Vincent	15	Gervin/Banks	20	12,015
72	3/23	H	L	Chicago	97-107	23-15	17-17	40-32	L1	Aguirre	32	Perkins	8	Johnson	31	17,007
73	3/26	H	W	Golden State	134-107	24-15	17-17	41-32	W1	Aguirre	27	Perk/Bry/Vinc	7	Floyd/Conner	21	16,997
74	3/27	R	L	Utah	101-116	24-15	17-18	41-33	L1	Aguirre	33	Perkins	9	Griffith	30	9,025
75	3/29	R	L	L.A. Lakers	115-120	24-15	17-19	41-34	L2	Aguirre	28	Perkins	10	Johnson	23	15,683
76	4/2	R	W	Golden State	127-121	24-15	18-19	42-34	W1	Aguirre	41	Bryant	12	Short	33	5,113
77	4/5	H	L	L.A. Clippers (Ot)	122-126	24-16	18-19	42-35	L1	Aguirre	32	Perkins	9	Smith	33	17,007
78	4/6	H	L	Houston (2 Ot)	127-139	24-17	18-19	42-36	L2	Vincent	23	Bryant	12	Lucas/Lloyd	28	17,007
79	4/9	R	L	Kansas City	105-117	24-17	18-20	42-37	L3	Aguirre	28	Aguirre	8	Woodson	27	3,862
80	4/11	R	W	Seattle (@ Tac)	124-80	24-17	19-20	43-37	W1	Aguirre	30	Perkins	13	Wood	22	4,272
81	4/12	R	L	Portland	111-131	24-17	19-21	43-38	L1	Vincent	21	Bryant/Vincent	9	Vandeweghe	38	12,666
82	4/14	R	W	L.A. Clippers	96-92	24-17	20-21	44-38	W1	Blackman	26	Vincent	12	Nixon/Bridge	20	10,649





1983-1984

TOP ROW L-R HEAD COACH DICK MOTTA, GENERAL MANAGER NORM SONJU, BILL GARNETT, KURT NIMPHIUS, MARK WEST, PAT CUMMINGS, JAY VINCENT, ROLANDO BLACKMAN, DIRECTOR OF PLAYER PERSONNEL RICK SUND, ASSISTANT COACH BOB WEISS

BOTTOM ROW L-R EQUIPMENT MANAGER KEITH GRANT, DALE ELLIS, DEREK HARPER, ROGER PHEGLEY, MARK AGUIRRE, JIM SPANARKEL, ELSTON TURNER, BRAD DAVIS, TRAINER DOUG ATKINSON

SEASON NOTEBOOK

Won 43, lost 39 (second, Midwest)...first winning season and first postseason action...the Mavericks took three of five from Seattle to win the club's first playoff series...Dallas lost to eventual runner-up Los Angeles 4-1 in the best-of-7 Western Conference semifinals...won first 11 at home...Mark Aguirre (29.5) was second in scoring while Rolando Blackman (22.4) finished 13th...Aguirre became the first Maverick to play in the All-Star Game...for the second straight year Dallas committed the fewest turnovers in the NBA (15.9)...Aguirre was NBA Player of the Week for Nov. 26 and Player of the Month for January...Aguirre and Blackman combined to score 65-plus points on nine occasions with Dallas winning seven of those games.

	G-S	Min	Avg	Fg-Att	Pct	3Fg-Att	Pct	Ft-Att	Pct	Off	Def	Reb	Avg	Ast	Avg	Pf-D	Stl	To	Blk	Pts	Avg	Hi
Aguirre	79-79	2900	36.7	925-1765	.524	15-56	.268	465-621	.749	161	308	469	5.9	358	4.5	246-5	80	285	22	2330	29.5	46
Blackman	81-81	3025	37.3	721-1320	.546	1-11	.091	372-458	.812	124	249	373	4.6	288	3.6	127-0	56	169	37	1815	22.4	43
Cummings	80-80	2492	31.2	452-915	.494	0-2	.000	141-190	.742	151	507	658	8.2	158	2.0	282-2	64	146	23	1045	13.1	28
Davis	81-81	2665	32.9	345-651	.530	7-38	.184	199-238	.836	41	146	187	2.3	561	6.9	218-4	94	166	13	896	11.1	24
Vincent	61-5	1421	23.3	252-579	.435	0-1	.000	168-215	.781	81	166	247	4.0	114	1.9	159-1	30	113	10	672	11.0	33
Ellis	67-2	1059	15.8	225-493	.456	12-29	.414	87-121	.719	106	144	250	3.7	56	0.8	118-0	41	78	9	549	8.2	31
Nimphius	82-46	2284	27.9	272-523	.520	1-4	.250	101-162	.623	182	331	513	6.3	176	2.1	283-5	41	98	144	646	7.9	24
Harper	82-1	1712	20.9	200-451	.443	3-26	.115	66-98	.673	53	119	172	2.1	239	2.9	143-0	95	111	21	469	5.7	19
Garnett	80-34	1529	19.1	141-299	.472	0-2	.000	129-176	.733	123	208	331	4.1	128	1.6	217-4	44	68	66	411	5.1	13
Spanarkel	7-0	54	7.7	7-16	.438	1-2	.500	9-13	.692	5	2	7	1.0	5	0.7	8-0	6	4	0	24	3.4	8
Turner	47-1	536	11.4	54-150	.360	1-9	.111	28-34	.824	42	51	93	2.0	59	1.3	40-0	26	29	0	137	2.9	12
Phegley (Tot)	13-0	87	6.7	11-35	.314	2-5	.400	4-4	1.000	2	9	11	0.8	11	0.8	11-0	1	6	0	28	2.2	9
Phegley (Dal)	10-0	76	7.6	9-31	.290	1-4	.250	2-2	1.000	2	7	9	0.9	9	0.9	10-0	1	5	0	21	2.1	9
West	34-0	202	5.9	15-42	.357	0-0	.000	7-22	.318	19	27	46	1.4	13	0.4	55-0	1	12	15	37	1.1	6
Mavericks	82	19955	-	3618-7235	.500	42-184	.228	1774-2350	.755	1090	2265	3355	40.9	2164	26.4	1906-21	579	1303	360	9052	110.4	133
Opponents	82	19955	-	3633-7282	.499	63-222	.284	1688-2198	.768	1180	2346	3526	43.0	2131	26.0	2213-23	632	1386	417	9017	110.0	141






1983-84 SEASON STATISTICS & RESULTS

No	Date	H-R	W-L	Opponent	Score	Home Record	Road Record	Total Record	Sk	Dallas Hi Scorer	Pt	Dallas Hi Rebr	Rb	Opponent Hi Scorer	Pt	Attend
1	10/29	H	W	Phoenix	120-103	1- 0	0-0	1-0	W1	Blackman	27	Aguirre	9	Macy	17	11,019
2	10/30	R	L	San Antonio	101-123	1-0	0-1	1-1	L1	Ellis	16	Kn/Ma	8	Gervin	35	8,219
3	11/1	R	W	Denver	130-124	1-0	1-1	2-1	W1	Aguirre	39	Cummings	12	Vandeweghe	28	7,864
4	11/2	H	W	Portland	123-117	2-0	1-1	3-1	W2	Aguirre	28	Aguirre	11	Paxson	23	9,197
5	11/4	R	L	Cleveland	84-105	2-0	1-2	3-2	L1	Aguirre	20	Ellis	10	Free	40	3,426
6	11/5	H	W	L.A. Lakers	107-102	3-0	1-2	4-2	W1	Aguirre	33	Aguirre	11	Abdul-Jabbar	16	17,007
7	11/9	R	L	L.A. Lakers	106-120	3-0	1-3	4-3	L1	Blackman	24	Ellis	12	Abdul-Jabbar	24	14,341
8	11/11	H	W	San Antonio	112-105	4-0	1-3	5-3	W1	Aguirre	32	Aguirre	8	Gilmore	23	13,010
9	11/12	R	L	Houston	98-100	4-0	1-4	5-4	L1	Aguirre	31	Garnett	9	Sampson	23	13,059
10	11/17	H	W	New Jersey	115-113	5-0	1-4	6-4	W1	Vincent	33	Cummings	14	King	25	10,170
11	11/19	H	W	Phoenix	116-107	6-0	1-4	7-4	W2	Cummings	25	Ellis	11	Davis	27	14,710
12	11/22	H	W	San Antonio	118-117	7-0	1-4	8-4	W3	Aguirre	32	Ma/Pc	9	Moore	21	11,220
13	11/25	H	W	Kansas City	98-96	8-0	1-4	9-4	W4	Aguirre	28	Blackman	10	S. Johnson	24	13,873
14	11/26	H	W	Golden State	115-109	9-0	1-4	10-4	W5	Aguirre	26	Cummings	9	Short	25	12,190
15	11/30	H	W	Houston	113-102	10-0	1-4	11-4	W6	Aguirre	39	Blackman	11	Sampson	22	16,538
16	12/2	R	W	L.A. Lakers	133-118	10-0	2-4	12-4	W7	Aguirre	42	Cummings	11	Wilkes	21	16,044
17	12/3	H	W	Chicago	110-100	11-0	2-4	13-4	W8	Aguirre	32	Ma/Kn	7	Qd/Rt	21	15,201
18	12/6	R	L	Kansas City	103-112	11-0	2-5	13-5	L1	Aguirre	38	Aguirre	11	Olberding	26	6,033
19	12/7	H	L	Washington	112-114	11-1	2-5	13-6	L2	Aguirre	30	Garnett	8	Ruland	35	10,663
20	12/9	R	L	Seattle	124-132	11-1	2-6	13-7	L3	Aguirre	29	Blackman	8	Sikma	26	9,114
21	12/10	R	W	Golden State (Ot)	126-123	11-1	3-6	14-7	W1	Aguirre	40	Ma/Rb	9	Carroll	27	8,281
22	12/11	R	L	San Diego	116-118	11-1	3-7	14-8	L1	Aguirre	40	Cummings	12	Nixon	35	3,152
23	12/14	H	W	Indiana	117-109	12-1	3-7	15-8	W1	Aguirre	30	Cummings	11	Kellogg	25	10,239
24	12/16	R	L	Milwaukee	105-110	12-1	3-8	15-9	L1	Aguirre	30	Aguirre	11	Lanier	25	9,876
25	12/17	R	L	Chicago	84-102	12-1	3-9	15-10	L2	Aguirre	20	West	6	Dailey	20	8,912
26	12/20	R	L	Detroit	104-116	12-1	3-10	15-11	L3	Aguirre	34	Ma/De	6	Long	27	7,553
27	12/22	R	L	New Jersey	98-101	12-1	3-11	15-12	L4	Aguirre	35	Cummings	9	A. King	19	10,536
28	12/27	R	L	Atlanta	109-112	12-1	3-12	15-13	L5	Aguirre	32	Pc/Kn	9	Wilkins	23	6,159
29	12/28	H	W	San Diego	109-92	13-1	3-12	16-13	W1	Aguirre	30	Nimphius	12	Cummings	28	12,454
30	12/30	H	L	Boston (Ot)	109-114	13-2	3-12	16-14	L1	Blackman	34	Cummings	11	Bird	36	17,007
31	1/3	R	W	Houston	119-117	13-2	4-12	17-14	W1	Aguirre	37	Ma/Pc	10	Sampson	27	9,174
32	1/4	H	W	Seattle	105-102	14-2	4-12	18-14	W2	Aguirre	29	Nimphius	9	Wood	25	11,315
33	1/6	R	W	San Diego	123-106	14-2	5-12	19-14	W3	Aguirre	38	Cummings	10	Kelser	37	5,402
34	1/7	R	L	Denver	117-141	14-2	5-13	19-15	L1	Aguirre	31	Kn/Jv	9	English	28	11,865
35	1/10	R	L	Kansas City	102-112	14-2	5-14	19-16	L2	Aguirre	24	Nimphius	15	Woodson	27	5,608
36	1/11	H	W	Utah	117-102	15-2	5-14	20-16	W1	Aguirre	41	Nimphius	14	Dantley	22	12,308
37	1/13	H	W	Portland	113-110	16-2	5-14	21-16	W2	Blackman	26	Cummings	18	Paxson	24	17,007
38	1/15	H	W	Denver	126-107	17-2	5-14	22-16	W3	Aguirre	25	Cummings	12	Vandeweghe	24	16,039
39	1/17	R	L	Portland	114-121	17-2	5-15	22-17	L1	Blackman	37	Nimphius	8	Natt	31	12,666
40	1/18	R	L	Seattle (@ Tac)	107-114	17-2	5-16	22-18	L2	Aguirre	25	Cummings	8	Gw/Js	24	13,684
41	1/20	H	L	Utah	113-120	17-3	5-16	22-19	L3	Aguirre	33	Cummings	14	Dantley	46	16,919
42	1/21	R	W	Indiana	118-111	17-3	6-16	23-19	W1	Blackman	32	Aguirre	10	Williams	30	8,844
43	1/24	R	W	Utah (@ L.V.)	123-115	17-3	7-16	24-19	W2	Aguirre	32	Cummings	12	Griffith	28	7,752
44	1/25	H	W	Golden State (Ot)	112-110	18-3	7-16	25-19	W3	Aguirre	31	Cummings	10	Short	26	11,774
45	2/1	H	L	New York	98-105	18-4	7-16	25-20	L1	Aguirre	27	Nimphius	14	King	50	14,209
46	2/2	R	L	Houston	107-123	18-4	7-17	25-21	L2	Blackman	25	Ma/Pc	5	Sampson	34	11,345
47	2/3	H	L	Denver	111-114	18-5	7-17	25-22	L3	Aguirre	28	Cummings	13	Vandeweghe	34	15,292
48	2/5	R	L	Seattle	96-104	18-5	7-18	25-23	L4	Aguirre	37	4 Players	7	Sikma	32	8,483
49	2/7	R	L	Portland	85-101	18-5	7-19	25-24	L5	Aguirre	42	Rb/Mw	6	Carr	23	12,666
50	2/8	R	W	Denver	120-114	18-5	8-19	26-24	W1	Blackman	27	Blackman	11	Vandeweghe	41	8,844
51	2/10	H	W	Kansas City	115-96	19-5	8-19	27-24	W2	Aguirre	30	Ellis	10	E. Johnson	29	13,854
52	2/11	R	L	Phoenix	89-108	19-5	8-20	27-25	L1	Aguirre	27	Pc/Bg	8	Edwards	25	11,611
53	2/15	H	W	Philadelphia (2 Ot)	119-116	20-5	8-20	28-25	W1	Aguirre	33	Kn/Pc	8	Toney	29	17,007
54	2/17	H	W	Phoenix	129-123	21-5	8-20	29-25	W2	Aguirre	42	Cummings	7	Edwards	29	12,882
55	2/18	H	L	Detroit	115-120	21-6	8-20	29-26	L1	Aguirre	38	Ellis	10	Kit/It	26	17,007
56	2/22	H	W	Houston	112-106	22-6	8-20	30-26	W1	Blackman	33	Cummings	11	Lloyd	24	14,319
57	2/24	H	L	Milwaukee	88-95	22-7	8-20	30-27	L1	Blackman	27	Cummings	7	Moncrief	18	17,007
58	2/25	R	W	Utah	97-95	22-7	9-20	31-27	W1	Aguirre	28	Cummings	8	Dantley	36	12,678
59	2/28	R	W	San Antonio	116-104	22-7	10-20	32-27	W2	Aguirre	33	Cummings	14	Mitchell	44	7,583
60	2/29	H	L	Seattle (2 Ot)	124-127	22-8	10-20	32-28	L1	Aguirre	39	Vincent	10	Williams	25	13,166
61	3/2	H	W	Kansas City	108-94	23-8	10-20	33-28	W1	Aguirre	28	Aguirre	8	Johnson	17	13,010
62	3/3	R	L	Kansas City	103-105	23-8	10-21	33-29	L1	Aguirre	26	Cummings	8	Johnson	30	8,776
63	3/7	H	W	Cleveland	115-103	24-8	10-21	34-29	W1	Blackman	22	Cummings	7	Robinson	14	11,558
64	3/9	H	L	L. A. Lakers (2 Ot)	120-121	24-9	10-21	34-30	L1	Aguirre	38	Cummings	13	Abdul-Jabbar	32	17,007
65	3/10	H	W	Golden State	120-103	25-9	10-21	35-30	W1	Blackman	43	Nimphius	12	Carroll	23	16,436
66	3/13	R	L	San Antonio (2 Ot)	131-137	25-9	10-22	35-31	L1	Aguirre	29	Ma/Pc	10	Gervin	34	8,315
67	3/14	H	W	San Diego	105-101	26-9	10-22	36-31	W1	Aguirre	27	Nimphius	10	Nixon	28	13,444
68	3/17	R	L	Utah	103-118	26-9	10-23	36-32	L1	Blackman	29	Cummings	11	Dantley	40	12,699
69	3/21	H	W	Atlanta	102-101	27-9	10-23	37-32	W1	Blackman	30	Cummings	9	Roundfield	20	17,007
70	3/23	H	W	Houston	116-104	28-9	10-23	38-32	W2	Aguirre	28	Cummings	8	Sampson	20	17,007
71	3/24	H	W	Denver	119-101	29-9	10-23	39-32	W3	Aguirre	46	Pc/De	8	English	31	17,007
72	3/27	R	L	New York	88-97	29-9	10-24	39-33	L1	Aguirre	27	Ma/Pc	9	Cartwright	38	11,348
73	3/28	R	L	Boston	107-114	29-9	10-25	39-34	L2	Aguirre	28	Cummings	14	Bird	23	14,890
74	3/30	R	L	Philadelphia	110-118	29-9	10-26	39-35	L3	Aguirre	26	Bg/Pc	10	Erving	29	15,111
75	4/1	R	L	Washington	98-102	29-9	10-27	39-36	L4	Aguirre	35	Cummings	11	Ruland	29	6,117
76	4/3	H	L	Portland	88-91	29-10	10-27	39-37	L5	Aguirre	23	Ellis	11	Paxson	22	14,468
77	4/6	H	W	San Antonio	131-118	30-10	10-27	40-37	W1	Blackman	32	Kn/Pc	10	Mitchell	35	14,575
78	4/7	H	W	Utah	109-100	31-10	10-27	41-37	W2	Blackman	32	Garnett	9	Dantley	35	17,007
79	4/10	R	W	San Diego	116-114	32-10	10-27	42-37	W3	Aguirre	34	Cummings	14	Nixon	25	4,262
80	4/12	R	L	Phoenix	118-119	32-10	10-28	42-38	L1	Aguirre	34	Cummings	8	Adams	25	9,576
81	4/13	R	W	L.A. Lakers	104-103	32-10	11-28	43-38	W1	Ma/Jv	20	Cummings	16	Abdul-Jabbar	32	14,685
82	4/15	R	L	Golden State	96-98	32-10	11-29	43-39	L1	Ellis	31	Turner	8	Short	17	6,733





1982-1983

TOP ROW L-R HEAD COACH DICK MOTTA, GENERAL MANAGER NORM SONJU, CORNY THOMPSON, BILL GARNETT, KURT NIMPHIUS, PAT CUMMINGS, JAY VINCENT, DIRECTOR OF PLAYER PERSONNEL RICK SUND, ASSISTANT COACH BOB WEISS

BOTTOM ROW L-R EQUIPMENT MANAGER KEITH GRANT, KELVIN RANSEY, JIM SPANARKEL, MARK AGUIRRE, ALLAN BRISTOW, ROLANDO BLACKMAN, ELSTON TURNER, BRAD DAVIS, TRAINER DOUG ATKINSON. DID NOT FINISH THE SEASON IN DALLAS: SCOTT LLOYD

SEASON NOTEBOOK

Won 38, lost 44 (fourth, Midwest)...10-game increase in wins over 1981-82 represented the third-best improvement in the league...Aguirre (24.4 ppg) was sixth-best in the NBA...Davis was one of six players to place among the top 10 in three different statistical categories...he finished eighth in field goal percentage (57.2%), 10th in assists (7.2 apg) and sixth in free throw percentage (84.5%)...Dallas experienced a 25% jump in attendance over the previous season...Dick Motta became the fifth NBA coach to log 600 career wins on January 18th at Golden State...Dallas was just 1-30 when trailing after three quarters of play.

	G-S	Min	Avg	Fg-Att	Pct	3Fg-Att	Pct	Ft-Att	Pct	Off	Def	Reb	Avg	Ast	Avg	Pf-D	Stl	To	Blk	Pts	Avg	Hi
Aguirre	81-75	2784	34.4	767-1589	.483	16-76	.211	429-589	.728	191	317	508	6.3	332	4.1	247-5	80	261	26	1979	24.4	44
Vincent	81-73	2726	33.7	622-1272	.489	0-3	.000	269-343	.784	217	375	592	7.3	212	2.6	295-4	70	188	45	1513	18.7	32
Blackman	75-62	2349	31.3	513-1042	.492	3-15	.200	297-381	.780	108	185	293	3.9	185	2.5	116-0	37	118	29	1326	17.7	38
Cummings	81-71	2317	28.6	433-878	.493	0-1	.000	148-196	.755	225	443	668	8.2	144	1.8	296-9	57	162	35	1014	12.5	27
Davis	79-78	2323	29.4	359-628	.572	11-43	.256	186-220	.845	34	164	198	2.5	565	7.2	176-2	80	143	11	915	11.6	21
Ransey	76-4	1607	21.1	343-746	.460	2-16	.125	152-199	.764	44	103	147	1.9	280	3.7	109-1	58	129	4	840	11.1	35
Garnett	75-13	1411	18.8	170-319	.533	0-3	.000	129-174	.741	141	265	406	5.4	103	1.4	245-3	48	81	70	469	6.3	15
Spanarkel	48-4	722	15.0	91-197	.462	2-10	.200	88-113	.779	27	57	84	1.8	78	1.6	59-0	27	55	3	272	5.7	18
Nimphius	81-12	1515	18.7	174-355	.490	1-1	1.000	77-140	.550	157	247	404	5.0	115	1.4	287-11	24	66	111	426	5.3	20
Turner	59-16	879	14.9	96-238	.403	2-3	.667	20-30	.667	68	84	152	2.6	88	1.5	75-0	47	59	0	214	3.6	14
Bristow	37-0	371	10.0	44-99	.444	6-13	.462	10-14	.714	24	35	59	1.6	70	1.9	46-0	6	31	1	104	2.8	10
Thompson	44-2	520	11.8	43-137	.314	0-0	.000	36-46	.783	41	79	120	2.7	34	0.8	92-0	12	31	7	122	2.8	9
Lloyd*	15-0	206	13.7	19-50	.380	0-0	.000	11-17	.647	19	27	46	3.1	21	1.4	24-0	6	6	6	49	3.3	12
Mavericks	82	19730	-	3674-7550	.487	43-185	.232	1852-2462	.752	1296	2381	3677	44.8	2227	27.2	2067-35	552	1348	348	9243	112.7	149
Opponents	82	19730	-	3758-7481	.502	53-202	.262	1708-2347	.728	1217	2433	3650	44.5	2291	27.9	2227-39	607	1383	562	9277	113.1	140






1982-83 SEASON STATISTICS & RESULTS

No	Date	H-R	W-L	Opponent	Score	Home Record	Road Record	Total Record	Sk	Dallas Hi Scorer	Pt	Dallas Hi Rebr	Rb	Opponent Hi Scorer	Pt	Attend
1	10/29	R	W	Denver	125-117	0-0	1-0	1-0	W1	Blackman	26	Cummings	8	Vandeweghe	32	12,099
2	10/30	H	L	Utah	123-128	0-1	1-0	1-1	L1	Aguirre	30	Pc/Jv	7	Dantley	36	9,203
3	11/2	R	W	Houston	113-103	0-1	2-0	2-1	W1	Rb/Jv	19	Bristow	6	C. Jones	21	8,491
4	11/3	H	W	Houston	102-101	1-1	2-0	3-1	W2	Aguirre	20	Cummings	8	Brant	20	7,798
5	11/5	R	W	Kansas City	118-113	1-1	3-0	4-1	W3	Blackman	23	Garnett	11	S. Johnson	26	7,357
6	11/6	H	L	Phoenix	100-112	1-2	3-0	4-2	L1	Cummings	20	Cummings	16	Johnson	22	12,780
7	11/10	H	L	Seattle	91-94	1-3	3-0	4-3	L2	Vincent	19	Cummings	11	Williams	24	9,813
8	11/12	R	L	Boston	110-118	1-3	3-1	4-4	L3	Ma/Rb	21	Nimphius	6	Bird	26	(C)15,320
9	11/13	H	L	Denver	130-140	1-4	3-1	4-5	L4	Aguirre	28	Sl/Kr	8	English	40	10,283
10	11/17	H	W	L.A. Lakers	118-117	2-4	3-1	5-5	W1	Blackman	24	Cummings	17	Abdul-Jabbar	22	(C) 17,134
11	11/20	H	L	Kansas City	120-127	2-5	3-1	5-6	L1	Aguirre	33	Cummings	13	Drew	27	9,911
12	11/24	H	W	Chicago	133-127	3-5	3-1	6-6	W1	Blackman	27	Ma/Jv	9	Woolridge	34	9,594
13	11/27	H	L	San Antonio	106-107	3-6	3-1	6-7	L1	Cummings	22	Cummings	9	Gervin	45	15,517
14	11/30	R	W	Denver	140-129	3-6	4-1	7-7	W1	Aguirre	37	Garnett	11	English	34	8,799
15	12/2	H	W	Golden State	110-100	4-6	4-1	8-7	W2	Aguirre	27	Blackman	7	Short	40	7,678
16	12/4	H	L	Washington	105-115	4-7	4-1	8-8	L1	Aguirre	30	Blackman	9	Ballard	25	10,842
17	12/7	R	L	San Antonio	92-106	4-7	4-2	8-9	L2	Aguirre	27	Cummings	10	Gervin	26	7,940
18	12/8	H	W	Seattle	110-94	5-7	4-2	9-9	W1	Blackman	26	Cummings	11	Sikma	21	10,063
19	12/10	R	W	Detroit	122-121	5-7	5-2	10-9	W2	Vincent	30	Garnett	15	Laimbeer	24	8,113
20	12/11	H	W	San Diego	124-118	6-7	5-2	11-9	W3	Blackman	27	Cummings	12	Brooks	25	9,139
21	12/14	R	L	Golden State	113-122	6-7	5-3	11-10	L1	Blackman	31	Pc/Jv	12	Short	33	5,737
22	12/16	R	L	Seattle	93-103	6-7	5-4	11-11	L2	Vincent	21	Cummings	15	Thompson	18	9,116
23	12/18	R	L	Portland	105-108	6-7	5-5	11-12	L3	Aguirre	26	Garnett	8	Natt	22	(C) 12,666
24	12/19	R	L	L.A. Lakers	108-110	6-7	5-6	11-13	L4	Aguirre	20	Garnett	15	Abdul-Jabbar	33	14,094
25	12/21	R	W	San Diego	121-118	6-7	6-6	12-13	W1	Aguirre	28	Cummings	9	Chambers	28	2,436
26	12/23	R	L	Phoenix	106-125	6-7	6-7	12-14	L1	Aguirre	29	Nimphius	8	Lucas	33	10,261
27	12/29	H	L	Philadelphia (Ot)	116-126	6-8	6-7	12-15	L2	Aguirre	34	Vincent	15	Malone	32	(C) 17,134
28	12/30	R	L	Milwaukee	99-111	6-8	6-8	12-16	L3	Vincent	19	Vincent	8	Johnson	32	(C) 11,052
29	1/1	R	L	New Jersey	105-111	6-8	6-9	12-17	L4	Aguirre	25	Jv/Pc	9	Johnson	21	10,157
30	1/4	R	L	Washington	84-92	6-8	6-10	12-18	L5	Aguirre	21	Vincent	9	Mahorn	23	6,648
31	1/5	H	W	San Antonio	136-131	7-8	6-10	13-18	W1	Blackman	38	Vincent	10	Gilmore	26	10,008
32	1/7	R	L	Atlanta	102-110	7-8	6-11	13-19	L1	Aguirre	28	Cummings	11	Roundfield	32	4,953
33	1/8	H	L	Boston	110-114	7-9	6-11	13-20	L2	Aguirre	32	Vincent	10	Lb/Rp	28	(C) 17,134
34	1/11	R	L	San Antonio	101-109	7-9	6-12	13-21	L3	Aguirre	33	Ma/Pc	10	Banks	26	8,224
35	1/12	H	W	San Diego	112-110	8-9	6-12	14-21	W1	Aguirre	35	Vincent	8	Cummings	23	8,019
36	1/14	H	W	Denver	149-139	9-9	6-12	15-21	W2	Blackman	31	Cummings	12	English	34	11,015
37	1/15	R	L	Utah	105-107	9-9	6-13	15-22	L1	Aguirre	32	Aguirre	10	Griffith	32	7,541
38	1/18	R	W	Golden State	112-102	9-9	7-13	16-22	W1	Aguirre	30	Cummings	12	Short	30	6,163
39	1/20	H	W	Portland	121-112	10-9	7-13	17-22	W2	Vincent	32	Vincent	10	Natt	34	9,028
40	1/22	H	W	Utah	126-88	11-9	7-13	18-22	W3	Vincent	21	Garnett	18	Eaves	18	11,436
41	1/25	R	W	Indiana	134-126	11-9	8-13	19-22	W4	Aguirre	43	Cummings	11	Carter	42	2,994
42	1/26	R	W	Kansas City	125-115	11-9	9-13	20-22	W5	Aguirre	35	Aguirre	11	Ld/Mw	20	5,156
43	1/28	H	L	New Jersey	110-115	11-10	9-13	20-23	L1	Ransey	35	Vincent	11	Williams	22	14,371
44	1/29	H	W	Houston	119-113	12-10	9-13	21-23	W1	Blackman	23	Cummings	14	Leavell	29	12,033
45	2/2	H	W	L.A. Lakers	122-120	13-10	9-13	22-23	W2	Aguirre	31	Vincent	15	Abdul-Jabbar	34	(C) 17,134
46	2/4	H	L	New York	101-120	13-11	9-13	22-24	L1	Aguirre	26	Ma/Jv/Bd	5	Cartwright	27	13,110
47	2/6	R	W	Portland	112-105	13-11	10-13	23-24	W1	Aguirre	44	Nimphius	9	Paxson	27	(C) 12,666
48	2/8	R	W	Phoenix	112-100	13-11	11-13	24-24	W2	Aguirre	28	Ma/Kn	10	W. Davis	21	11,037
49	2/9	H	W	Detroit	122-113	14-11	11-13	25-24	W3	Vincent	29	Cummings	13	Tripucka	35	11,464
50	2/16	R	L	Cleveland	96-99	14-11	11-14	25-25	L1	Aguirre	29	Vincent	12	Cr/Free	23	3,587
51	2/17	H	L	L.A. Lakers	110-127	14-12	11-14	25-26	L2	Aguirre	22	Vincent	9	Abdul-Jabbar	32	(C) 17,134
52	2/19	H	W	Atlanta	122-100	15-12	11-14	26-26	W1	Blackman	33	Aguirre	13	Roundfield	15	13,818
53	2/20	R	L	Chicago	111-124	15-12	11-15	26-27	L1	Aguirre	30	Cummings	10	Theus	25	9,144
54	2/22	R	L	New York	106-108	15-12	11-16	26-28	L2	Ma/Jv	25	Vincent	8	Cartwright	20	7,638
55	2/23	R	L	Philadelphia	101-133	15-12	11-17	26-29	L3	Aguirre	30	Pc/Kn	9	Erving	24	14,223
56	2/25	H	W	Portland	133-117	16-12	11-17	27-29	W1	Aguirre	27	Garnett	11	Carr	19	11,794
57	2/26	H	W	Kansas City	118-107	17-12	11-17	28-29	W2	Vincent	23	Ma/Et	9	Woodson	28	14,039
58	3/1	R	W	Houston	123-115	17-12	12-17	29-29	W3	Vincent	27	Vincent	11	Teagle	24	7,346
59	3/2	H	W	Seattle	108-105	18-12	12-17	30-29	W4	Vincent	24	Cummings	20	Williams	38	11,194
60	3/4	H	L	Milwaukee	102-108	18-13	12-17	30-30	L1	Aguirre	35	Vincent	9	Moncrief	31	(C) 17,134
61	3/5	H	L	Cleveland	91-98	18-14	12-17	30-31	L2	Vincent	18	Vincent	17	Free	25	11,358
62	3/8	H	W	Phoenix	120-99	19-14	12-17	31-31	W1	Vincent	22	Aguirre	11	Nance	18	9,529
63	3/9	R	L	Kansas City	113-129	19-14	12-18	31-32	L1	Aguirre	37	Cummings	10	E. Johnson	29	11,556
64	3/11	R	L	Utah	110-119	19-14	12-19	31-33	L2	Aguirre	30	Aguirre	9	Griffith	22	10,338
65	3/13	H	W	San Diego	111-102	20-14	12-19	32-33	W1	Vincent	23	Aguirre	9	Chambers	23	10,976
66	3/15	R	W	Houston	123-110	20-14	13-19	33-33	W2	Aguirre	29	Garnett	13	Leavell	22	7,030
67	3/17	H	W	Indiana	120-105	21-14	13-19	34-33	W3	Blackman	24	Pc/Rb	11	Knight	27	10,236
68	3/19	R	L	Phoenix (Ot)	112-115	21-14	13-20	34-34	L1	Vincent	30	Aguirre	13	W. Davis	24	13,181
69	3/20	R	L	L.A. Lakers	110-117	21-14	13-21	34-35	L2	Aguirre	33	Vincent	15	Abdul-Jabbar	33	(C) 17,505
70	3/22	H	W	Golden State	111-102	22-14	13-21	35-35	W1	Blackman	25	Cummings	13	Carroll	34	9,978
71	3/24	R	W	San Diego	118-113	22-14	14-21	36-35	W2	Blackman	23	Ma/Rb	6	Cummings	26	3,103
72	3/26	H	L	Kansas City	111-114	22-15	14-21	36-36	L1	Ransey	23	Aguirre	11	Drew	25	14,574
73	3/29	R	L	Golden State	106-109	22-15	14-22	36-37	L2	Aguirre	31	Vincent	8	Carroll	28	5,972
74	3/30	R	L	Utah	103-117	22-15	14-23	36-38	L3	Aguirre	13	Nimphius	15	Green	27	8,581
75	4/1	R	L	Seattle	95-101	22-15	14-24	36-39	L4	Cummings	27	Cummings	10	Williams	28	12,782
76	4/2	R	L	Portland	98-110	22-15	14-25	36-40	L5	Vincent	24	Cummings	10	Natt	27	(C) 12,666
77	4/6	H	L	Houston	99-101	22-16	14-25	36-41	L6	Aguirre	26	Aguirre	13	C. Jones	25	8,485
78	4/8	H	L	Denver	115-132	22-17	14-25	36-42	L7	Ransey	19	Nimphius	11	English	29	10,878
79	4/9	R	W	San Antonio	122-111	22-17	15-25	37-42	W1	Aguirre	27	Ma/Jv	8	Mitchell	32	10,639
80	4/13	H	W	Utah	106-99	23-17	15-25	38-42	W2	Aguirre	19	Pc/Jv/Kn	8	Griffith	28	9,932
81	4/15	R	L	Denver	126-137	23-17	15-26	38-43	L1	Aguirre	31	Cummings	11	Vandeweghe	35	15,039
82	4/16	H	L	San Antonio	120-132	23-18	15-26	38-44	L2	Aguirre	28	Cummings	13	Gervin	40	14,453





1981-1982

TOP ROW L-R GENERAL MANAGER NORM SONJU, CLARENCE KEA, SCOTT LLOYD, KURT NIMPHIUS, WAYNE COOPER, TOM LAGARDE, ALLAN BRISTOW, JAY VINCENT, HEAD COACH DICK MOTTA

MIDDLE ROW L-R DIRECTOR OF PLAYER PERSONNEL RICK SUND, TRAINER DOUG ATKINSON, JIM SPANARKEL, ELSTON TURNER, ROLANDO BLACKMAN, MARK AGUIRRE, EQUIPMENT MANAGER KEITH GRANT, ASSISTANT COACH BOB WEISS

BOTTOM ROW BRAD DAVIS. DID NOT FINISH THE SEASON IN DALLAS: OLIVER MACK

SEASON NOTEBOOK

Won 28, lost 54 (fifth, Midwest)...13-game increase in wins over 1980-81 represented fourth-largest improvement in the league...Vincent was 15th in the NBA in scoring and a unanimous First Team All-Rookie squad choice by the NBA coaches...Aguirre, Blackman and Turner all received All-Rookie Team votes...49 of 82 games (60%) were decided by eight points or less...Vincent became the first Maverick to win an NBA Player of the Week award on Feb. 15...the Mavericks had a 22% increase in attendance over their inaugural season...Brad Davis started all 82 games.

	G-S	Min	Avg	Fg-Att	Pct	3fg-Att	Pct	Fl-Att	Pct	Off	Def	Reb	Avg	Ast	Avg	Pf-D	Stl	To	Blk	Pts	Avg	Hi
Vincent	81-62	2626	32.4	719-1448	.497	1-4	.250	293-409	.716	182	383	565	7.0	176	2.2	308-8	89	194	22	1732	21.4	41
Aguirre	51-20	1468	28.8	381-820	.465	25-71	.352	168-247	.680	89	160	249	4.9	164	3.2	152-0	37	135	22	955	18.7	42
Blackman	82-16	1979	24.1	439-855	.513	1-4	.250	212-276	.768	97	157	254	3.1	105	1.3	122-0	46	113	30	1091	13.3	27
Davis	82-82	2614	31.9	397-771	.515	14-49	.286	185-230	.804	35	191	226	2.8	509	6.2	218-5	73	159	6	993	12.1	32
Spanarkel	82-1	1755	21.4	270-564	.479	8-24	.333	279-327	.853	99	111	210	2.6	206	2.5	140-0	86	111	9	827	10.1	24
Cooper	76-38	1818	23.9	281-669	.420	1-8	.125	119-160	.744	200	350	550	7.2	115	1.5	285-10	37	88	106	682	9.0	22
Turner	80-62	1996	25.0	282-639	.441	0-4	.000	97-138	.703	143	158	301	3.8	189	2.4	182-1	75	116	2	661	8.3	19
Bristow	82-54	2035	24.8	218-499	.437	3-18	.167	134-164	.817	119	220	339	4.1	448	5.5	222-2	65	165	6	573	7.0	16
LaGarde	47-28	909	19.3	113-269	.420	0-2	.000	86-166	.518	63	147	210	4.5	49	1.0	138-3	17	82	17	312	6.6	18
Nimphius	63-27	1085	17.2	137-297	.461	0-0	—	63-108	.583	92	203	295	4.7	61	1.0	190-5	17	56	82	337	5.3	20
Lloyd	74-17	1047	14.1	108-285	.379	2-4	.500	69-91	.758	60	103	163	2.2	67	0.9	175-6	15	59	7	287	3.9	15
Kea	35-0	248	7.1	26-49	.531	0-0	—	29-42	.690	26	35	61	1.7	14	0.4	55-0	4	16	3	81	2.3	10
Mack*	13-3	150	11.5	19-59	.322	0-2	.000	6-8	.750	8	10	18	1.4	14	1.1	6-0	5	4	1	44	3.4	12
Mavericks	82	19730	-	3390-7224	.469	55-190	.289	1740-2366	.735	1213	2228	3441	42.0	2117	25.8	2193-40	566	1317	313	8575	104.6	133
Opponents	82	19730	-	3530-6953	.508	31-138	.225	1847-2491	.741	1108	2361	3469	42.3	1984	24.2	2243-23	643	1370	509	8938	109.0	139






1981-82 SEASON STATISTICS & RESULTS

No	Date	H-R	W-L	Score	Home	Road	Total	Record	Dallas	Dallas	Opponent	Pt	Attend			
				Opponent	Dal-Opp	Record	Record	Record	Sk	Hi Scorer	Pt	Hi Rebr	Rb	Hi Scorer	Pt	Attend
1	10/30	R	L	Utah	89-105	0-0	0-1	0-1	L1	Aguirre	19	Aguirre	11	Dantley	39	6,709
2	10/31	H	W	Kansas City	95-89	1-0	0-1	1-1	W1	Aguirre	14	Cooper	11	Drew	16	7,865
3	11/3	H	L	Cleveland	110-125	1-1	0-1	1-2	L1	Aguirre	27	Lloyd	8	Mitchell	33	6,981
4	11/5	R	L	Phoenix	93-121	1-1	0-2	1-3	L2	Blackman	19	Cooper	8	Macy	20	10,173
5	11/6	H	L	New York	95-104	1-2	0-2	1-4	L3	Blackman	21	TI/SI	7	Russell	29	9,708
6	11/8	R	L	L.A. Lakers	111-121	1-2	0-3	1-5	L4	Aguirre	23	LaGarde	11	Johnson	24	9,870
7	11/10	R	L	Portland	95-117	1-2	0-4	1-6	L5	Aguirre	17	Nimphius	8	Paxson	21	12,666
8	11/11	R	L	Seattle	79-107	1-2	0-5	1-7	L6	Aguirre	25	Jv/TI	7	Shelton	18	10,148
9	11/14	H	L	Golden State	112-118	1-3	0-5	1-8	L7	Aguirre	42	Ma/Wc	8	Free	27	9,540
10	11/17	H	L	San Antonio	105-112	1-4	0-5	1-9	L8	Aguirre	24	Ma/Wc	7	Gervin	38	7,858
11	11/20	H	L	Seattle	89-90	1-5	0-5	1-10	L9	Aguirre	22	LaGarde	14	Williams	22	8,059
12	11/21	H	L	Phoenix	88-110	1-6	0-5	1-11	L10	Aguirre	20	LaGarde	11	Robinson	27	8,268
13	11/24	H	L	L.A. Lakers	110-125	1-7	0-5	1-12	L11	Vincent	20	Vincent	13	Abdul-Jabbar	25	14,266
14	11/25	R	L	Denver	133-139	1-7	0-6	1-13	L12	Aguirre	31	LaGarde	8	English	25	8,533
15	11/28	H	W	New Jersey	111-107	2-7	0-6	2-13	W1	Spanarkel	20	LaGarde	10	Birdsong	37	9,287
16	12/2	R	L	Utah	103-114	2-7	0-7	2-14	L1	Aguirre	34	LaGarde	10	Dantley	36	5,257
17	12/3	R	L	San Diego	111-113	2-7	0-8	2-15	L2	Aguirre	36	TI/Ma	7	P. Smith	24	3,293
18	12/5	H	W	Denver	109-105	3-7	0-8	3-15	W1	Aguirre	26	Turner	8	English	32	7,620
19	12/8	H	W	Utah	128-103	4-7	0-8	4-15	W2	Aguirre	24	Nimphius	10	Dantley	34	6,895
20	12/9	R	L	Kansas City (Ot)	109-113	4-7	0-9	4-16	L1	Blackman	23	Aguirre	10	Robinson	25	6,564
21	12/11	H	L	San Antonio	99-101	4-8	0-9	4-17	L2	Vincent	24	Vincent	6	Brewer	25	7,788
22	12/12	R	L	Houston	97-101	4-8	0-10	4-18	L3	Vincent	29	Vincent	7	Malone	25	8,139
23	12/15	R	W	Washington	107-102	4-8	1-10	5-18	W1	Vincent	31	Vincent	13	Ruland	22	3,618
24	12/16	R	L	Boston	92-109	4-8	1-11	5-19	L1	Vincent	27	LaGarde	9	Bird	30	15,320
25	12/18	H	L	Houston	93-112	4-9	1-11	5-20	L2	Vincent	29	Ja/Ab	8	Malone	23	7,232
26	12/19	H	W	Portland	102-95	5-9	1-11	6-20	W1	Vincent	24	Nimphius	12	Ransey	25	6,564
27	12/22	H	L	Detroit	98-106	5-10	1-11	6-21	L1	Blackman	24	Vincent	10	Tripucka	27	7,978
28	12/26	H	L	Denver	117-124	5-11	1-11	6-22	L2	Vincent	33	Jv/Kn/Wc	8	English	31	9,580
29	12/29	H	W	Kansas City	104-92	6-11	1-11	7-22	W1	Vincent	41	Nimphius	11	Woodson	25	9,231
30	1/2	R	L	Golden State	100-119	6-11	1-12	7-23	L1	Vincent	26	Nimphius	9	Short	35	7,401
31	1/6	R	L	Seattle	100-107	6-11	1-13	7-24	L2	Jv/Bd	18	Vincent	8	Sikma	25	10,533
32	1/7	R	W	San Diego	113-112	6-11	2-13	8-24	W1	Spanarkel	24	Cooper	9	Brooks	21	3,977
33	1/9	H	W	Phoenix	105-101	7-11	2-13	9-24	W2	Vincent	19	Cooper	8	Johnson	22	10,238
34	1/12	R	L	San Antonio	109-127	7-11	2-14	9-25	L1	Blackman	25	Turner	8	Mm/Gb	23	6,823
35	1/13	H	L	San Diego	102-105	7-12	2-14	9-26	L2	Jv/Rb	25	Jv/Wc	8	Smith	20	6,116
36	1/15	R	L	Denver	113-128	7-12	2-15	9-27	L3	Vincent	22	Ab/Wc	8	Vandeweghe	24	7,990
37	1/16	H	L	Portland	103-110	7-13	2-15	9-28	L4	Vincent	27	Nimphius	12	Ransey	24	8,289
38	1/20	H	W	Milwaukee	109-104	8-13	2-15	10-28	W1	Vincent	21	Nimphius	11	Winters	20	10,058
39	1/21	R	W	Kansas City	110-94	8-13	3-15	11-28	W2	Vincent	23	Turner	11	Woodson	18	8,085
40	1/23	H	W	Utah	122-110	9-13	3-15	12-28	W3	Vincent	34	Bristow	10	Dantley	24	10,532
41	1/26	R	W	Atlanta	90-88	9-13	4-15	13-28	W4	Vincent	30	Bristow	10	Drew	27	5,132
42	1/27	H	L	Philadelphia	86-99	9-14	4-15	13-29	L1	Vincent	29	Nimphius	12	Toney	22	(C) 17,134
43	2/2	R	L	San Antonio	98-103	9-14	4-16	13-30	L2	Vincent	23	Nimphius	12	Gervin	32	7,017
44	2/3	H	L	San Diego	106-113	9-15	4-16	13-31	L3	Vincent	25	Cooper	19	Bryant	32	6,601
45	2/5	R	L	Milwaukee	92-117	9-15	4-17	13-32	L4	Blackman	17	Blackman	7	Bw/Sm	19	11,052
46	2/6	R	W	Indiana	95-89	9-15	5-17	14-32	W1	Vincent	32	Cooper	16	Williams	14	6,680
47	2/10	H	L	Washington	102-119	9-16	5-17	14-33	L1	Vincent	29	Cooper	12	Ruland	27	7,019
48	2/12	H	W	Seattle	103-100	10-16	5-17	15-33	W1	Vincent	38	Vincent	16	Sikma	30	11,030
49	2/14	R	W	New Jersey	111-109	10-16	6-17	16-33	W2	Vincent	30	Cooper	11	Elmore	25	14,808
50	2/16	R	W	New York	112-110	10-16	7-17	17-33	W3	Vincent	40	Vincent	10	Richardson	29	7,861
51	2/17	R	L	Philadelphia	109-114	10-16	7-18	17-34	L1	Blackman	23	Cooper	11	Erving	26	10,004
52	2/20	R	L	Cleveland	109-116	10-16	7-19	17-35	L2	Vincent	28	Cooper	12	Robinson	34	5,510
53	2/21	R	W	Chicago	113-97	10-16	8-19	18-35	W1	Davis	32	Davis	7	Theus	22	10,687
54	2/23	R	L	Houston	95-105	10-16	8-20	18-36	L1	Vincent	23	Cooper	12	Malone	34	9,823
55	2/25	H	L	Golden State	104-106	10-17	8-20	18-37	L2	Vincent	23	Cooper	13	Free	31	7,547
56	2/27	H	W	Houston (Ot)	108-105	11-17	8-20	19-37	W1	Vincent	23	Jv/Rb	9	Malone	44	16,715
57	3/2	H	L	Boston	97-101	11-18	8-20	19-38	L1	Vincent	31	Ab/Wc	8	Parish	27	(C) 17,134
58	3/4	R	L	Golden State	98-104	11-18	8-21	19-39	L2	Vincent	21	Cooper	12	King	37	8,645
59	3/5	R	L	Seattle	97-98	11-18	8-22	19-40	L3	Vincent	18	Lloyd	8	Williams	38	20,232
60	3/7	H	L	Indiana	106-108	11-19	8-22	19-41	L4	Vincent	23	Vincent	10	Knight	34	8,225
61	3/8	R	W	San Antonio	121-113	11-19	9-22	20-41	W1	Vincent	34	Vincent	10	Gervin	38	8,284
62	3/10	H	W	Portland	104-102	12-19	9-22	21-41	W2	Vincent	23	Cooper	13	Bates	23	8,285
63	3/13	R	W	San Diego	126-118	12-19	10-22	22-41	W3	Vincent	33	Nimphius	10	Brooks	32	3,938
64	3/14	R	L	L.A. Lakers	116-138	12-19	10-23	22-42	L1	Blackman	25	Vincent	7	Abdul-Jabbar	28	13,609
65	3/17	H	L	Chicago	92-102	12-20	10-23	22-43	L2	Jv/Bd/Ma	13	Vincent	13	Lester	27	8,292
66	3/19	H	L	L.A. Lakers	106-112	12-21	10-23	22-44	L3	Vincent	22	Vincent	13	Abdul-Jabbar	23	(C) 17,134
67	3/21	R	L	Portland	101-109	12-21	10-24	22-45	L4	Aguirre	19	Cooper	10	Ransey	24	12,666
68	3/23	R	W	L.A. Lakers	118-116	12-21	11-24	23-45	W1	Aguirre	23	Vincent	10	Abdul-Jabbar	32	13,516
69	3/24	R	L	Phoenix	96-104	12-21	11-25	23-46	L1	Vincent	23	Cooper	13	D. Johnson	22	11,046
70	3/26	H	W	Kansas City	96-87	13-21	11-25	24-46	W1	Vincent	23	Vincent	13	Woodson	21	7,876
71	3/27	H	L	Atlanta	85-96	13-22	11-25	24-47	L1	Vincent	20	Cooper	17	Ej/Drew	21	9,267
72	3/30	R	L	Houston	95-99	13-22	11-26	24-48	L2	Spanarkel	21	Cooper	9	Malone	38	10,864
73	3/31	H	L	Denver	119-120	13-23	11-26	24-49	L3	Vincent	31	Cooper	10	English	27	7,932
74	4/1	R	W	Detroit	121-120	13-23	12-26	25-49	W1	Vincent	37	Cooper	9	Tripucka	25	8,162
75	4/3	H	L	Golden State	102-107	13-24	12-26	25-50	L1	Vincent	22	Jv/Wc	10	Free	30	9,295
76	4/6	R	L	Utah	114-129	13-24	12-27	25-51	L2	Vincent	25	Vincent	14	Dantley	40	5,934
77	4/7	H	W	Utah	123-109	14-24	12-27	26-51	W1	Vincent	31	Cooper	14	Griffith	27	7,039
78	4/9	H	W	Phoenix	105-100	15-24	12-27	27-51	W2	Vincent	20	Vincent	11	Macy	28	9,673
79	4/11	H	W	Houston	109-97	16-24	12-27	28-51	W3	Vincent	24	Cooper	16	Malone	26	11,049
80	4/14	R	L	Kansas City	95-114	16-24	12-28	28-52	L1	Jv/Rb	16	Vincent	9	R. Johnson	20	5,144
81	4/16	H	L	San Antonio	106-118	16-25	12-28	28-53	L2	Aguirre	24	Cooper	11	Gervin	35	13,092
82	4/17	R	L	Denver	124-130	16-25	12-29	28-54	L3	Vincent	26	Ma/Jv	9	Di/Ae	32	17,009





1980-1981

TOP ROW L-R GENERAL MANAGER NORM SONJU, HEAD COACH DICK MOTTA, TRAINER DOUG ATKINSON, OLIVER MACK, JIM SPANARKEL, MARTY BYRNES, BRAD DAVIS, CHAD KINCH, EQUIPMENT MANAGER KEITH GRANT, ASSISTANT COACH BOB WEISS

BOTTOM ROW L-R STAN PIETKIEWICZ, TOM LAGARDE, ABDUL JEELANI, BILL ROBINZINE, SCOTT LLOYD, CLARENCE KEA. DID NOT FINISH THE SEASON IN DALLAS: DARRELL ALLUMS, WINFORD BOYNES, AUSTIN CARR, MONTI DAVIS, RALPH DROLLINGER, TERRY DUEROD, JOE HASSETT, GEOFF HUSTON, RICHARD WASHINGTON, JEROME WHITEHEAD

SEASON NOTEBOOK

Won 15, lost 67 (sixth, Midwest)...Spanarkel (14.4 points) and LaGarde (8.1 rebounds) were statistical leaders and the only players to see action in all 82 games...Abdul Jeelani scored the first points in club history...47 of the Mavericks' 82 games were decided by 10 or fewer points...Dallas set an NBA home attendance record for an expansion team.

	G-S	Min	Avg	Fg-Att	Pct	3Fg-Att	Pct	Ft-Att	Pct	Off	Def	Reb	Avg	Ast	Avg	PF-D	Stl	To	Blk	Pts	Avg	Hi
Spanarkel	82-49	2317	28.3	404-866	.467	1-10	.100	375-423	.887	142	155	297	3.6	232	2.8	230-3	117	172	20	1184	14.4	28
LaGarde	82-82	2670	32.6	417-888	.470	0-0	—	288-444	.649	177	488	665	8.1	237	2.9	293-6	35	206	45	1122	13.7	26
Robinzine (Tot)	78-1	2016	25.8	392-826	.475	1-6	.167	218-281	.776	168	365	533	6.8	118	1.5	275-6	75	187	9	1003	12.9	26
Robinzine (Dal)	70-1	1932	27.6	378-794	.476	1-6	.167	213-273	.780	164	356	520	7.4	113	1.6	256-5	71	177	9	970	13.9	26
B. Davis	56-26	1686	30.1	230-410	.561	3-17	.176	163-204	.799	29	122	151	2.7	385	6.9	156-2	52	123	11	626	11.2	31
Mack (Tot)	65-57	1682	25.9	279-606	.460	0-9	.000	80-125	.640	92	138	230	3.5	163	2.5	117-0	56	70	7	638	9.8	28
Mack (Dal)	62-57	1666	26.9	278-600	.463	0-9	.000	79-123	.642	92	137	229	3.7	162	2.6	114-0	55	70	7	635	10.2	28
Lloyd	72-70	2186	30.4	245-547	.448	0-2	.000	147-205	.717	161	293	454	6.3	159	2.2	269-8	34	145	25	637	8.8	28
Jeelani	66-12	1108	16.8	187-440	.425	0-1	.000	179-220	.814	83	147	230	3.5	65	1.0	123-2	44	87	31	553	8.4	31
Byrnes	72-18	1360	18.9	216-451	.479	9-20	.450	120-157	.764	74	103	177	2.5	113	1.6	126-0	29	61	17	561	7.8	25
Kea	16-0	199	12.4	37-81	.457	0-1	.000	43-62	.694	28	39	67	4.2	5	0.3	44-2	6	16	1	117	7.3	22
Ptkwcz (Tot)	42-0	461	11.0	57-138	.413	19-48	.396	11-14	.786	13	29	42	1.0	77	1.8	28-0	15	22	2	144	3.4	10
Ptkwcz (Dal)	36-0	431	12.0	55-133	.414	19-48	.396	11-14	.786	13	28	41	1.1	75	2.1	26-0	15	17	2	140	3.9	10
Kinch (Tot)	41-1	353	8.6	52-141	.369	0-0	—	14-18	.778	7	26	33	0.8	45	1.1	33-0	11	30	6	118	2.9	10
Kinch (Dal)	12-0	106	8.8	14-45	.311	0-0	—	10-13	.769	0	9	9	0.8	10	0.8	9-0	2	8	1	38	3.2	7
Huston*	56-56	1892	33.8	385-789	.488	1-4	.250	128-185	.692	33	66	99	1.8	277	4.9	113-1	45	148	6	899	16.1	29
Washington*	11-7	307	27.9	51-117	.436	0-0	—	17-23	.739	25	59	84	7.6	16	1.5	37-0	5	21	7	119	10.8	24
Duerod*	18-8	337	18.7	74-161	.460	2-6	.333	18-27	.667	15	24	39	2.2	30	1.7	19-0	12	25	4	168	9.3	22
Hassett*	17-0	280	16.5	59-142	.415	10-40	.250	10-13	.769	11	14	25	1.5	18	1.1	21-0	5	11	0	138	8.1	15
Boynes*	44-17	757	17.2	121-313	.387	0-0	—	45-55	.818	24	51	75	1.7	37	0.8	79-1	23	69	16	287	6.5	22
Whitehead*	7-4	118	16.9	16-38	.421	0-0	—	5-11	.455	8	20	28	4.0	2	0.3	16-0	4	11	1	37	5.3	14
Allums*	22-3	276	12.5	23-67	.343	0-1	.000	13-22	.591	19	46	65	3.0	25	1.1	51-2	5	23	8	59	2.7	11
Drollinger*	6-0	67	11.2	7-14	.500	0-0	—	1-4	.250	5	14	19	3.2	14	2.3	16-0	1	13	2	15	2.5	8
Carr*	8-0	77	9.6	7-28	.250	0-0	—	2-4	.500	4	5	9	1.1	9	1.1	10-0	1	9	0	16	2.0	5
M. Davis*	1-0	8	8.0	0-4	.000	0-0	—	1-5	.200	2	1	3	3.0	0	0-0	0	0	1	1	1.0	1.0	1
Mavericks	82	19780	241.2	3204-6928	.462	46-165	.279	1868-2487	.751	1109	2177	3286	40.1	1984	24.2	2008-32	561	1412	214	8322	101.5	132
Opponents	82	19780	241.2	3622-7060	.513	36-137	.263	1731-2297	.754	1173	2498	3671	44.8	2098	25.6	2187-31	713	1420	480	9011	109.9	144





1980-81 SEASON STATISTICS & RESULTS

No	Date	H-R	W-L	Opponent	Score	Home Record	Road Record	Total Record	Sk	Dallas Hi Scorer	Pt	Dallas Hi Rebr	Opponent Hi Scorer	Pt	Attend
1	10/11	H	W	San Antonio	103-92	1-0	0-0	1-0	W1	Boynes	21	HiGarde	Rb Gervin	14	10,373
2	10/14	H	L	Seattle	83-85	1-1	0-0	1-1	L1	Huston	19	LaGarde	Westphal	11	7,004
3	10/15	R	L	Denver	98-133	1-1	0-1	1-2	L2	Spanarkel	15	Whitehead	English	10	6,658
4	10/17	H	L	Kansas City	91-103	1-2	0-1	1-3	L3	Huston	28	Spanarkel	Wedman	9	7,017
5	10/18	R	L	San Antonio	96-110	1-2	0-2	1-4	L4	LaGarde	16	LaGarde	Gervin	9	9,542
6	10/21	R	L	Phoenix	99-111	1-2	0-3	1-5	L5	Byrnes	16	Washington	Johnson	11	10,507
7	10/22	R	W	Seattle	107-102	1-2	1-3	2-5	W1	Washington	24	Washington	Sikma	9	14,125
8	10/24	R	L	Portland	105-120	1-2	1-4	2-6	L1	Boynes	18	TI/Aj	Thompson	7	12,666
9	10/25	R	L	Golden State	79-86	1-2	1-5	2-7	L2	Spanarkel	16	LaGarde	Carroll	11	6,570
10	10/28	H	L	Utah	96-104	1-3	1-5	2-8	L3	Huston	26	Washington	Griffith	11	5,720
11	10/29	R	L	Houston	103-109	1-3	1-6	2-9	L4	Spanarkel	19	Aj/Rw/TI/Gh/Da	Malone	4	6,123
12	10/31	R	L	Utah	122-144	1-3	1-7	2-10	L5	Huston	24	LaGarde	Dantley	9	5,703
13	11/4	H	L	San Diego	102-116	1-4	1-7	2-11	L6	LaGarde	23	LaGarde	Taylor	12	5,431
14	11/6	R	L	Washington	95-116	1-4	1-8	2-12	L7	Duerod	22	LaGarde	Hayes	9	6,285
15	11/7	H	L	L.A. Lakers	102-126	1-5	1-8	2-13	L8	Td/Gh	16	Byrnes/Lloyd	Johnson	8	17,481
16	11/8	R	L	Detroit	73-101	1-5	1-9	2-14	L9	Gh/Br	14	LaGarde	Long	10	4,584
17	11/11	H	L	Houston	94-105	1-6	1-9	2-15	L10	Robinzine	18	LaGarde	Murphy	13	5,472
18	11/14	H	W	Portland	113-106	2-6	1-9	3-15	W1	TI/Gh/Td/Br	19	LaGarde	Natt	14	6,103
19	11/16	R	L	L.A. Lakers	102-110	2-6	1-10	3-16	L1	Gh/Js	28	SI/Js	Johnson	8	9,893
20	11/18	H	L	Phoenix	91-102	2-7	1-10	3-17	L2	Huston	19	Lloyd	Robinson	13	6,015
21	11/21	H	L	Seattle	91-101	2-8	1-10	3-18	L3	Huston	20	TI/Br	Bailey	9	6,514
22	11/23	R	L	Portland	96-116	2-8	1-11	3-19	L4	Huston	23	LaGarde	Owens/Paxson	9	12,666
23	11/25	H	L	Philadelphia	92-108	2-9	1-11	3-20	L5	Spanarkel	20	Robinzine	Erving	10	13,527
24	11/28	H	L	Denver (Ot)	117-119	2-10	1-11	3-21	L6	LaGarde	22	Lloyd	Thompson	16	7,713
25	11/29	R	L	Houston	90-115	2-10	1-12	3-22	L7	Jeelani	24	Lloyd	Murphy	9	8,123
26	12/2	H	L	Cleveland	102-109	2-11	1-12	3-23	L8	Br/Js	18	LaGarde	Mitchell	13	5,117
27	12/5	R	L	Boston	87-97	2-11	1-13	3-24	L9	Robinzine	24	LaGarde	Parish	12	14,351
28	12/6	R	L	Atlanta	104-110	2-11	1-14	3-25	L10	LaGarde	26	LaGarde	Collins	8	7,347
29	12/9	H	L	L.A. Lakers	92-103	2-12	1-14	3-26	L11	Huston	19	LaGarde	Abdul-Jabbar	12	9,313
30	12/10	R	L	Denver	107-116	2-12	1-15	3-27	L12	Huston	27	TI/Br	English	11	7,768
31	12/12	H	W	San Diego (Ot)	112-109	3-12	1-15	4-27	W1	Spanarkel	22	LaGarde	Williams	10	6,457
32	12/13	R	L	Kansas City	107-114	3-12	1-16	4-28	L1	LaGarde	22	LaGarde	Birdsong	9	5,378
33	12/16	H	L	San Antonio	83-89	3-13	1-16	4-29	L2	Huston	17	Robinzine	Gervin	12	6,140
34	12/17	R	L	Phoenix	102-115	3-13	1-17	4-30	L3	Spanarkel	25	Spanarkel	Robinson	8	10,297
35	12/18	R	L	San Diego	92-102	3-13	1-18	4-31	L4	Robinzine	23	Robinzine	Williams	13	7,167
36	12/20	H	L	Golden State	98-101	3-14	1-18	4-32	L5	Huston	20	TI/Br	Free	10	5,848
37	12/23	H	L	Utah	96-101	3-15	1-18	4-33	L6	Robinzine	23	Lloyd	Dantley	11	5,736
38	12/26	H	W	Denver	119-111	4-15	1-18	5-33	W1	Jeelani	20	Lloyd	Thompson	16	8,293
39	12/27	R	L	Milwaukee	96-112	4-15	1-19	5-34	L1	Robinzine	16	TI/Br	Sm/Jb	6	11,052
40	12/29	R	L	Cleveland	100-112	4-15	1-20	5-35	L2	Robinzine	23	Robinzine	Mitchell	14	3,884
41	12/30	R	L	New York	98-100	4-15	1-21	5-36	L3	Spanarkel	26	LaGarde	Cartwright	17	10,559
42	1/2	H	L	Houston (Ot)	120-124	4-16	1-21	5-37	L4	Huston	29	LaGarde	Malone	9	7,872
43	1/5	R	L	Seattle	89-103	4-16	1-22	5-38	L5	Huston	21	Robinzine	Westphal	10	12,210
44	1/7	R	W	Golden State	111-109	4-16	2-22	6-38	W1	Huston	24	Robinzine	Free	14	7,246
45	1/8	R	L	Utah	97-99	4-16	2-23	6-39	L1	LaGarde	24	Robinzine	Dantley	12	7,239
46	1/10	H	L	Washington	94-106	4-17	2-23	6-40	L2	Js/Gh	20	Robinzine	Porter	18	8,021
47	1/13	H	W	Chicago	112-106	5-17	2-23	7-40	W1	Robinzine	26	Robinzine	Greenwood	8	5,771
48	1/16	H	W	New York	118-110	6-17	2-23	8-40	W2	Huston	24	Robinzine	Cartwright	12	10,473
49	1/18	R	L	San Diego	109-115	6-17	2-24	8-41	L1	LaGarde	18	Lloyd	Smith	11	3,980
50	1/20	H	L	Kansas City	91-104	6-18	2-24	8-42	L2	Robinzine	25	LaGarde	Ford	16	5,899
51	1/23	R	L	Chicago	98-106	6-18	2-25	8-43	L3	Mack	22	LaGarde	Theus	12	7,836
52	1/24	R	L	Indiana	89-107	6-18	2-26	8-44	L4	LaGarde	15	SI/Br/Aj	McGinnis	6	12,636
53	1/27	H	L	New Jersey	100-112	6-19	2-26	8-45	L5	LaGarde	22	Robinzine	Robinson	10	5,727
54	2/3	H	L	Kansas City	100-121	6-20	2-26	8-46	L6	Huston	23	LaGarde	Ford	13	5,335
55	2/4	R	L	Houston	68-116	6-20	2-27	8-47	L7	Robinzine	14	TI/Br	Bw/Mm	6	8,353
56	2/6	H	L	Atlanta	98-100	6-21	2-27	8-48	L8	Robinzine	16	Lloyd	Johnson	8	6,882
57	2/8	R	L	San Antonio	98-102	6-21	2-28	8-49	L9	Js/SI/Br	15	Robinzine	Silas/Gervin	10	8,918
58	2/10	H	L	Detroit	95-101	6-22	2-28	8-50	L10	Spanarkel	23	Robinzine	Tyler	15	5,047
59	2/11	R	L	Phoenix	97-119	6-22	2-29	8-51	L11	LaGarde	20	TI/SI	Robinson	7	10,357
60	2/14	H	L	San Antonio	99-107	6-23	2-29	8-52	L12	Spanarkel	22	Lloyd	Gervin	7	9,826
61	2/15	R	L	Los Angeles	99-107	6-23	2-30	8-53	L13	Mack	19	Kea	Abdul-Jabbar	13	11,920
62	2/17	H	L	Milwaukee	106-114	6-24	2-30	8-54	L14	Davis	24	Mack	Johnson	9	7,068
63	2/20	R	L	Philadelphia	109-117	6-24	2-31	8-55	L15	Mack	19	Robinzine	Erving	8	10,642
64	2/22	R	W	New Jersey	132-109	6-24	3-31	9-55	W1	Mack	28	Lloyd	Mn/Cr	11	7,849
65	2/24	H	L	Seattle	84-120	6-25	3-31	9-56	L1	Spanarkel	15	LaGarde	Brown	14	6,525
66	2/26	R	L	Kansas City	102-105	6-25	3-32	9-57	L2	Kea	19	LaGarde	Wedman	12	8,701
67	2/27	H	L	Indiana	111-118	6-26	3-32	9-58	L3	Mack	26	Kea	Davis	10	7,359
68	3/1	H	W	San Diego	99-91	7-26	3-32	10-58	W1	Mack	24	SI/Om	Smith	8	4,858
69	3/3	H	L	Boston	105-117	7-27	3-32	10-59	L1	Davis	31	LaGarde	Bird	8	15,593
70	3/6	R	L	Golden State	109-115	7-27	3-33	10-60	L2	LaGarde	22	Robinzine	King	9	8,694
71	3/8	R	L	San Antonio	108-133	7-27	3-34	10-61	L3	Kea	22	Kea	Silas	10	8,251
72	3/10	H	W	Phoenix	107-103	8-27	3-34	11-61	W1	Spanarkel	25	LaGarde	Johnson	14	6,469
73	3/12	H	W	Golden State	120-118	9-27	3-34	12-61	W2	Spanarkel	26	Robinzine	Short	11	5,380
74	3/15	R	L	Portland	110-135	9-27	3-35	12-62	L1	Jeelani	31	Jeelani	Bates	6	12,666
75	3/17	H	L	L.A. Lakers	109-114	9-28	3-35	12-63	L2	Robinzine	26	LaGarde	Abdul-Jabbar	15	17,828
76	3/18	R	L	Utah	113-120	9-28	3-36	12-64	L3	Byrnes/Davis	25	Lloyd	Dantley	8	5,248
77	3/20	H	W	Denver	126-125	10-28	3-36	13-64	W1	Mb/Br	22	Robinzine	Thompson	15	6,359
78	3/21	H	W	Utah	105-95	11-28	3-36	14-64	W2	Br/Bd	20	Robinzine	Dantley	13	7,416
79	3/24	H	L	Houston (Ot)	111-114	11-29	3-36	14-65	L1	TI/Bd	19	LaGarde	Reid	11	7,162
80	3/25	R	W	Denver	126-115	11-29	4-36	15-65	W1	Davis	25	Jeelani	English	11	14,035
81	3/27	H	L	Portland	109-123	11-30	4-36	15-66	L1	Lloyd	28	LaGarde	Thompson	9	11,203
82	3/29	R	L	Kansas City	104-113	11-30	4-37	15-67	L2	Byrnes	24	Lloyd	Wedman	5	7,171





ROSTER BY NUMBERS

00

ERIC MONTROSS

0

MARK STRICKLAND*
SHAWN MARION
JOSH RICHARDSON

1

RODNEY MCCRAY
SCOTT BROOKS
STEVIN SMITH
DONNELL HARVEY
RAWLE MARSHALL
RYAN HOLLINS
GREG BUCKNER*
JARED CUNNINGHAM
SAMUEL DALEMBERT
RICKY LEDO*
AMAR'E STOUDEMIRE
JUSTIN ANDERSON
DENNIS SMITH JR.
COURTNEY LEE
TYRELL TERRY

2

STEVE ALFORD*
ALEX ENGLISH
OLIVER MILLER
RODRICK RHODES
MARK BRYANT
DARRICK MARTIN
JOHNNY NEWMAN
KEITH VAN HORN
JASON KIDD*
RAYMOND FELTON
QUINN COOK
TYLER BEY

3

JAMIE WATSON
KEVIN OLLIE
RICK HUGHES
VERNON MAXWELL
CHARLIE BELL
TRAVIS BEST
RODRIGUE BEAUBOIS
SHANE LARKIN
CHARLIE VILLANUEVA
JONATHAN GIBSON
NERLENS NOEL
DARYL MACON
ANTONIUS CLEVELAND*
TREY BURKE*

4

AL WOOD
ADRIAN DANTLEY
STEVE ALFORD*
CHEROKEE PARKS
MICHAEL FINLEY
SHAWNE WILLIAMS

CARON BUTLER
KELENN AZUBUIKE
DARREN COLLISON

4

GREG SMITH
QUINCY ACY

5

KELVIN UPSHAW
TOM GARRICK
JASON KIDD*
SASHA DANILOVIC
JUWAN HOWARD
AVERY JOHNSON*
JOSH HOWARD
BERNARD JAMES*
JOSE JUAN BAREA*

6

WINFORD BOYNES
MYRON JACKSON
CHUCKY BROWN
KHALID REEVES
DANNY MANNING
AVERY JOHNSON*
MARQUIS DANIELS
EDDIE JONES
QUINTON ROSS
TYSON CHANDLER
TROY MURPHY
DEREK FISHER
ANDREW BOGUT
MANNY HARRIS
JOHNATHAN MOTLEY
DEANDRE JORDAN
KRISTAPS PORZINGIS

7

TOM SLUBY
BOB MCCANN
TONY DUMAS
DENNIS SCOTT
ADRIAN GRIFFIN*
TONY DELK
DESAGANA DIOP
TIM THOMAS
SASHA PAVLOVIC
LAMAR ODOM
JUSTIN DENTMON
RICKY LEDO*
AL-FAROUQ AMINU
DWIGHT POWELL*

8

COURTNEY ALEXANDER
ANTOINE WALKER
ANTHONY JOHNSON
GERALD GREEN
ALEXIS AJINCA
CHRIS WRIGHT
JOSE CALDERON
DWIGHT POWELL*
DERON WILLIAMS

GIAN CLAVELL
KYLE COLLINSWORTH
JOSH GREEN

9

HOWARD EISLEY
TARIQ ABDUL-WAHAD
YI JIANLIAN
JAE CROWDER
RAJON RONDO
NICOLAS BRUSSINO
AARON HARRISON
MICHAEL KIDD-GILCHRIST

10

JOE HASSETT
MARK WADE
LAMONT STROTHERS
DAVID WOOD
SAM CASSELL
TIM HARDAWAY
DARRELL ARMSTRONG
TYRONN LUE
JOSH AKOGNON
DORIAN FINNEY-SMITH

11

ABDUL JEELANI
CHRIS ANSTEY
DAMON JONES
RAJA BELL
JOSE JUAN BAREA*
MONTA ELLIS
JAVALE MCGEE
YOGI FERRELL
TIM HARDAWAY JR.

12

DEREK HARPER#
JOHN JENKINS

13

MIKE IUZZOLINO*
MARTIN MÜÜRSEPP*
STEVE NASH
DOUG CHRISTIE
MAURICE AGER
MATT CARROLL
COREY BREWER
DELONTE WEST
MIKE JAMES
JOSH MCROBERTS
JALEN BRUNSON

14

KELVIN RANSEY
DALE ELLIS
ROBERT PACK
EDUARDO NAJERA
JAMEER NELSON
DEANDRE LIGGINS
NATE HINTON

15

BRAD DAVIS#

16

WANG ZHIZHI
PEJA STOJAKOVIC
JAMES JOHNSON

17

OLIVER MACK
ANTOINE RIGAUDEAU
CHRIS DOUGLAS-ROBERTS
JEFF WITHEY
J.J. REDICK

18

HOT ROD WILLIAMS

19

TONY CAMPBELL
JARROD UTHOFF

20

GEOFF HUSTON
BILL GARNETT
MORLON WILEY
TRACY MOORE
ERICK STRICKLAND
NICK FAZEKAS
JAMAAL MAGLOIRE
DOMINIQUE JONES
DEVIN HARRIS*
A.J. HAMMONS
DOUG MCDERMOTT

21

CHAD KINCH
ROGER PHEGLEY
DENNIS NUTT
JIM FARMER
ANTHONY JONES
FAT LEVER
GEORGE MCCLOUD
SHAWN RESPERT
GREG BUCKNER
ADAM HARRINGTON
DANNY FORTSON
DAN DICKAU
POPS MENSAH-BONSU
ANTOINE WRIGHT
STEVE NOVAK
WAYNE ELLINGTON
JEREMY EVANS
JALEN JONES

22

ROLANDO BLACKMAN#



**23**

ALLAN BRISTOW
BILL WENNINGTON
BRIAN QUINNETT
STEPHEN BARDO
TIM LEGLER
CEDRIC CEBALLOS
TRENTON HASSELL
ANTHONY MORROW
WESLEY MATTHEWS
TREY BURKE*
JOSH REAVES

24

MARK AGUIRRE
JIM JACKSON
HUBERT DAVIS
PAVEL PODKOLZIN
RICHARD JEFFERSON

25

TOM LAGARDE
CORN Y THOMPSON
CHRIS GATLING
ERICK DAMPIER
VINCE CARTER
CHANDLER PARSONS
WES IWUNDU

26

RAY SPALDING

27

ZAZA PACHULIA

28

DJ MBENGA
IAN MAHINMI

30

DEXTER CAMBRIDGE
LUCIOUS HARRIS
MARK STRICKLAND*
MALIK ALLEN
DAHNTAY JONES
SETH CURRY

31

RICHARD WASHINGTON
JAY VINCENT
JOAO VIANNA
WALTER PALMER
MARTIN MÜURSEPP*
ED O'BANNON
BILL CURLEY
NICK VAN EXEL
JASON TERRY

32

DARRELL ALLUMS
HOWARD CARTER
DETLEF SCHREMPF
HERB WILLIAMS
JAMAL MASHBURN
CHRISTIAN LAETTNER
BRANDON BASS
SEAN WILLIAMS
O.J. MAYO
SCOTTY HOPSON
JAMEEL WARNEY
TREY BURKE*

33

JIM SPANARKEL*
ELSTON TURNER
UWE BLAB
RANDY WHITE*
JASON SASSER
STACEY KING
GARY TRENT
ANTAWN JAMISON
JOSH POWELL
JAMES SINGLETON
BRENDAN HAYWOOD
GAL MEKEL
WILLIE CAULEY-STEIN

34

AUSTIN CARR
JIM SPANARKEL*
HOWARD WRIGHT
DOUG SMITH
MAMADOU N'DIAYE
BRANDAN WRIGHT
DEVIN HARRIS*

35

DONALD HODGE
BUBBA WELLS
LOY VAUGHT
BRIAN CARDINAL
CHRIS KAMAN

37

KOSTAS ANTETOKOUNMPO

40

KURT NIMPHIUS
JAMES DONALDSON
WALTER BOND
GREG DREILING*
LOREN MEYER
KURT THOMAS
BRUNO SUNDOV
DEVEAN GEORGE

HARRISON BARNES

41

SAM PERKINS*
TERRY TYLER
BRIAN HOWARD
DIRK NOWITZKI

42

TERRY DUEROD
PAT CUMMINGS
ROY TARPLEY
EVAN ESCHMEYER
SCOTT WILLIAMS
JERRY STACKHOUSE
ELTON BRAND
DAVID LEE
BEN BENTIL
MAXI KLEBER

43

MONTI DAVIS
STAN PIETKIEWICZ
WAYNE COOPER
HAROLD KEELING
TERRY DAVIS
RANDELL JACKSON
WALT WILLIAMS
KRIS HUMPHRIES

44

SCOTT LLOYD
SAM PERKINS*
RADISAV CURCIC
LORENZO WILLIAMS
FRED ROBERTS
SHAWN BRADLEY
ADRIAN GRIFFIN*
AUSTIN CROSHERE
ANTONIUS CLEVELAND*
JUSTIN JACKSON
NICOLÒ MELLI

45

MARTY BYRNES
MARK WEST
SEAN ROOKS
A.C. GREEN
RAEF LAFRENTZ
KEVIN WILLIS
DEJUAN BLAIR
RYAN BROEKHOFF

50

JIM GRANDHOLM
DARREN MORNINGSTAR
REGGIE SLATER

GREG DREILING*

ERIC RILEY
ALAN HENDERSON
SALAH MEJRI

51

ADRIAN CALDWELL
BOBAN MARJANOVIĆ

52

RALPH DROLLINGER
CHARLIE SITTON
RANDY WHITE*
SAMAKI WALKER
CALVIN BOOTH
EDDY CURRY

53

CLARENCE KEA

54

BILL ROBINZINE
JEROME WHITEHEAD
POPEYE JONES
OBINNA EKEZIE

55

WALLACE BRYANT
JOHN SHASKY
MIKE IUZZOLINO*
JUWAN HOWARD
BERNARD JAMES*
PIERRE JACKSON
DELON WRIGHT

70

DENNIS RODMAN

77

LUKA DONČIĆ

90

DREW GOODEN

92

DESHAWN STEVENSON

*PLAYERS WHO CHANGED HIS JERSEY NUMBER
#RETIRED NUMBER





COLLEGIATE BREAKDOWN

- ALABAMA 1
- ARKANSAS 2
- ARKANSAS-LITTLE ROCK 2
- ARIZONA 5
- ARIZONA STATE 4
- AUBURN 4
- AUGSBURG (MINN.) 1
- AUSTIN-PEAY 2
- BAYLOR 3
- BOSTON COLLEGE 3
- BRADLEY 1
- BRIGHAM YOUNG 3
- CALIFORNIA 1
- CAL-IRVINE 1
- CAL STATE-FULLERTON 2
- CENTRAL MICHIGAN 1
- CHARLOTTE 1
- CHRISTOPHER NEWPORT (VA.) 1
- CINCINNATI 3
- CLEMSON 1
- COLLEGE OF CHARLESTON 1
- COLORADO 1
- COLORADO STATE 1
- CONNECTICUT 4
- CREIGHTON 1
- DARTMOUTH 1
- DAYTON 1
- DEPAUL 2
- DETROIT 2
- DUKE 9
- DUQUESNE 1
- EAST CAROLINA 1
- FAYETTEVILLE STATE 1
- FLORIDA 6
- FLORIDA INTERNATIONAL 1
- FLORIDA STATE 4
- FRESNO STATE 2
- GEORGE WASHINGTON 1
- GEORGETOWN 1
- GEORGIA TECH 3
- GONZAGA 1
- HOUSTON 2
- ILLINOIS 3
- INDIANA 4
- IOWA 1
- IOWA STATE 1
- KANSAS 5
- KANSAS STATE 2
- KENTUCKY 11
- LAMAR 2
- LASALLE 1

- LONG BEACH STATE 2
- LOUISIANA STATE 2
- LOUISIANA TECH 1
- LOUISVILLE 3
- MARQUETTE 4
- MARYLAND 3
- MEMPHIS 2
- MIAMI (FLA.) 1
- MICHIGAN 7
- MICHIGAN STATE 5
- MINNESOTA 3
- MISSISSIPPI 1
- MISSISSIPPI STATE 1
- MISSOURI 1
- MISSOURI-KANSAS CITY 1
- MOREHEAD STATE (KY.) 1
- MURRAY STATE 2
- NEBRASKA 2
- NEVADA-LAS VEGAS 3
- NEVADA-RENO 3
- NEW ORLEANS 1
- NEW MEXICO STATE 1
- NORTH CAROLINA 15
- NORTH CAROLINA STATE 4
- NORTHEASTERN 1
- NORTHWESTERN 1
- NOTRE DAME 5
- OAKLAND (MICH.) 1
- OHIO 1
- OHIO STATE 4
- OKLAHOMA 2
- OLD DOMINION 2
- OREGON STATE 3
- PENN STATE 2
- PEPPERDINE 1
- PITTSBURGH 2
- PROVIDENCE 4
- PURDUE 2
- RHODE ISLAND 2
- RICHMOND 1
- ST. FRANCIS (PA.) 1
- ST. JOHN'S 1
- ST. JOSEPH'S 2
- SAN FRANCISCO 2
- SAN JOSE STATE 1
- SANTA CLARA 2
- SETON HALL 3
- SOUTH CAROLINA 2
- SOUTH FLORIDA 2
- SE MISSOURI STATE 1
- SE OKLAHOMA STATE 1

- SOUTHERN 1
- SOUTHERN CALIFORNIA 1
- SOUTHERN METHODIST 1
- STANFORD 3
- STETSON 1
- STONY BROOK 1
- SYRACUSE 1
- TEMPLE 3
- TENNESSEE 3
- TENNESSEE STATE 1
- TEXAS 1
- TCU 2
- TEXAS A&M 3
- TEXAS-EL PASO 1
- TEXAS TECH 2
- THOMAS MORE 1
- TULANE 1
- TULSA 1
- UCLA 7
- USC 2
- UTAH 4
- VALPARAISO 1
- VANDERBILT 1
- VILLANOVA 3
- VIRGINIA 1
- VIRGINIA TECH 1
- VIRGINIA UNION 1
- WAKE FOREST 3
- WASHINGTON 2
- WASHINGTON STATE 2
- WESTERN KENTUCKY 2
- WISCONSIN 2
- WISCONSIN-PARKSIDE 1
- WYOMING 2

JOÃO VIANNA (BRAZIL), RADISAV CURCIC (SERBIA), MARTIN MÜÜRSEPP (ESTONIA), SASHA DANILOVIC (SERBIA), DIRK NOWITZKI (GERMANY), BRUNO SUNDOV (CROATIA), CHRIS ANSTAY (AUSTRALIA), WANG ZHIZHI (CHINA), ANTOINE RIGAudeau (FRANCE), DJ MBENGA (CONGO), PAVEL PODKOLZIN (RUSSIA), DESAGANA DIOP (OAK HILL ACADEMY HS), GERALD GREEN (GULF SHORES ACADEMY), DESHAWN STEVENSON (WASHINGTON UNION HS), RODRIGUE BEAUBOIS (GUADELOUPE), IAN MAHINMI (FRANCE), TYSON CHANDLER (DOMINGUEZ HS), ALEXIS AJINCA (FRANCE), SASHA PAVLOVIC (SERBIA), PEJA STOJAKOVIC (SERBIA), YI JIANLIAN (CHINA), EDDY CURRY (THORNWOOD HS), MONTA ELLIS (LANIER HS), JOSE CALDERON (SPAIN), AMAR'E STOUDEMIRE (CYPRESS CREEK HS), ZAZA PACHULIA (REPUBLIC OF GEORGIA), SALAH MEJRI (TUNISIA), NICOLAS BRUSSINO (ARGENTINA), MAXI KLEBER (GERMANY), LUKA DONČIĆ (SLOVENIA), KRISTAPS PORZINGIS (LATVIA), BOBAN MARJANOVIĆ (SERBIA) AND NICOLÒ MELLI (ITALY) DIDN'T PLAY COLLEGE BASKETBALL.

UPDATED THROUGH THE END OF THE 2020-21 SEASON





YEARLY STATISTICS

YEARLY STATISTICS, MAVERICKS TEAM STATS

	- FIELD GOALS -			- 3 PT. FIELD GOALS -			- FREE THROWS -			- REBOUNDS -			AST.	PF	DQ	STL.	TO	BLK.	PTS	AVG.
	MADE	ATT.	PCT.	MADE	ATT.	PCT.	MADE	ATT.	PCT.	OFF.	DEF.	TOT.								
1980-81	3204	6928	.462	46	165	.279	1863	2487	.750	1109	2177	3286	1984	2008	32	561	1439	214	8322	101.5
1981-82	3390	7224	.469	55	190	.289	1740	2366	.735	1213	2228	3441	2117	2193	40	566	1317	313	8875	104.6
1982-83	3674	7550	.487	43	185	.232	1852	2462	.752	1296	2381	3677	2227	2067	35	552	1348	348	9243	112.7
1983-84	3618	7235	.500	42	184	.228	1774	2350	.755	1090	2265	3355	2164	1906	21	579	1303	360	9052	110.4
1984-85	3560	7280	.489	152	443	.343	1844	2324	.739	1095	2345	3440	2152	1796	12	575	1184	335	9116	111.2
1985-86	3631	7254	.501	141	446	.316	2050	2643	.776	1059	2454	3513	2108	1733	17	605	1289	369	9453	115.3
1986-87	3594	7373	.487	231	653	.354	2148	2717	.791	1219	2404	3713	2017	1873	15	688	1205	424	9567	116.7
1987-88	3413	7191	.475	154	526	.293	1980	2510	.789	1341	3594	3836	1984	1734	14	645	1257	446	8960	109.3
1988-89	3244	6917	.469	211	681	.310	1785	2263	.789	1048	2397	3445	1867	1739	14	579	1233	476	8484	103.5
1989-90	3246	6831	.475	157	486	.323	1735	2261	.767	1042	2419	3461	1771	1733	13	664	1228	398	8384	102.2
1990-91	3245	6890	.471	193	600	.322	1512	1986	.761	9984	2360	3344	1821	1840	14	581	1186	397	8195	99.9
1991-92	3120	7104	.439	268	797	.336	1499	1999	.750	1194	2439	3633	1630	1867	15	536	1202	349	8007	97.6
1992-93	3164	7271	.435	283	837	.338	1530	2171	.705	1234	2265	3499	1683	2302	38	649	1459	355	8141	99.3
1993-94	3055	7070	.432	241	773	.312	1450	1942	.747	1271	2150	3421	1629	2007	13	767	1393	299	7801	95.1
1994-95	3227	7342	.440	386	1200	.322	1622	2210	.734	1514	2433	3947	1941	1811	17	579	1345	348	8462	103.2
1995-96	3124	7431	.420	735	2039	.360	1426	1975	.722	1408	2379	3787	1913	1836	31	642	1270	342	8409	102.5
1996-97	2813	6452	.436	430	1316	.327	1375	1918	.717	1040	2262	3302	1663	1798	16	654	1324	351	7431	90.6
1997-98	2882	6754	.427	422	1183	.357	1308	1738	.753	1007	2281	3288	1535	1643	20	646	1182	466	7494	91.4
1998-99	1749	4033	.434	202	595	.339	881	1210	.728	645	1478	2123	921	1065	16	352	692	292	4581	91.6
1999-00	3195	7047	.453	519	1326	.391	1407	1751	.804	931	2444	3375	1810	1770	22	592	1124	416	8316	101.4
2000-01	3085	6716	.459	517	1357	.381	1552	1954	.794	831	2571	3402	1740	1907	18	618	1141	492	8239	100.5
2001-02	3200	6930	.462	621	1645	.378	1608	1994	.806	918	2568	3486	1811	1842	21	581	992	392	8629	105.2
2002-03	3161	6982	.453	636	1668	.381	1486	1793	.829	912	2544	3456	1838	1730	19	665	949	449	8444	103.0
2003-04	3322	7240	.459	507	1456	.348	1475	1854	.796	1173	2538	3712	1963	1609	16	656	1000	437	8626	105.2
2004-05	3058	6691	.457	463	1273	.364	1826	2314	.789	990	2530	3520	1610	1827	10	708	1102	461	8405	102.5
2005-06	2948	6374	.462	416	1113	.374	1818	2322	.783	1030	2431	3461	1472	1834	17	593	1112	488	8130	99.1
2006-07	3010	6442	.467	535	1404	.381	1646	2045	.805	920	2515	3435	1632	1837	14	560	1140	408	8201	100.0
2007-08	3025	6515	.464	494	1403	.352	1690	2075	.814	883	2643	3526	1720	1786	11	490	1037	402	8234	100.4
2008-09	3128	6770	.462	571	1632	.350	1516	1852	.819	909	2595	3504	1779	1600	12	591	1043	429	8343	101.7
2009-10	3140	6760	.464	558	1498	.372	1526	1870	.816	834	2586	3420	1917	1563	9	624	1059	449	8364	102.0
2010-11	3069	6463	.475	645	1768	.365	1437	1850	.777	780	2618	3398	1954	1575	7	557	1145	352	8220	100.2
2011-12	2398	5412	.443	497	1464	.339	1029	1334	.771	665	2157	2822	1380	1226	2	565	926	337	6322	95.8
2012-13	3182	6892	.462	606	1628	.372	1323	1669	.793	767	2670	3437	1906	1698	6	648	1144	454	8293	101.1
2013-14	3249	6858	.474	721	1877	.384	1378	1733	.795	840	2514	3354	1935	1636	4	704	1110	356	8597	104.8
2014-15	3255	7036	.463	732	2082	.352	1386	1843	.752	858	2608	3466	1846	1644	7	663	1062	371	8628	105.2
2015-16	3064	6900	.444	806	2342	.344	1454	1831	.794	751	2781	3532	1813	1595	4	560	1047	306	8388	102.3
2016-17	2968	6750	.440	878	2473	.355	1215	1516	.801	647	2516	3163	1705	1567	8	614	972	307	8029	97.9
2017-18	3128	7041	.444	967	2688	.360	1167	1530	.763	666	2717	3383	1858	1578	6	578	1008	310	8390	102.3
2018-19	3182	7122	.447	1022	3002	.340	1541	2076	.742	832	2884	3716	1918	1650	5	533	1167	351	8927	108.9
2019-20	3124	6772	.461	1136	3095	.367	1392	1787	.779	791	2729	3520	1849	1462	13	460	953	363	8778	117.0
2020-21	3958	6287	.470	994	2744	.362	1186	1524	.778	657	2463	3687	1647	1396	8	450	869	311	8096	112.4





YEARLY STATISTICS

YEARLY STATISTICS, OPPONENTS' TEAM STATS

	- FIELD GOALS -			- 3 PT. FIELD GOALS -			- FREE THROWS -			- REBOUNDS -										
	MADE	ATT.	PCT.	MADE	ATT.	PCT.	MADE	ATT.	PCT.	OFF.	DEF.	TOT.	AST.	PF	DQ	STL.	TO	BLK.	PTS	AVG.
1980-81	3622	7060	.513	36	137	.263	1731	2297	.754	1173	2498	3671	2098	2187	31	713	1433	480	9011	109.9
1981-82	3530	6953	.508	31	138	.225	1847	2491	.741	1108	2361	3469	1984	2243	23	643	1370	509	8938	109.0
1982-83	3758	7481	.502	53	202	.262	1708	2347	.728	1217	2433	3650	2291	2227	39	607	1383	562	9277	113.1
1983-84	3633	7282	.499	63	222	.284	1688	2198	.768	1180	2346	3526	2131	2213	23	632	1386	417	9017	111.0
1984-85	3626	7200	.504	98	318	.308	1588	2080	.763	1062	2470	3532	2113	2066	17	572	1340	430	8938	109.0
1985-86	3864	7689	.503	90	311	.289	1545	2049	.754	1219	2469	3688	2381	2196	33	617	1279	423	9363	114.2
1986-87	3586	7503	.478	128	434	.295	1750	2293	.763	1254	2386	3640	2304	2136	26	571	1332	421	9050	110.4
1987-88	3468	7385	.470	167	517	.323	1499	1957	.766	1200	2233	3433	2240	1997	20	612	1228	436	8602	104.9
1988-89	3422	7304	.469	166	515	.322	1573	2090	.753	1231	2500	3731	2133	1869	11	660	1175	386	8583	104.7
1989-90	3288	7013	.469	175	587	.298	1627	2161	.753	1142	2398	3540	1961	1832	17	649	1236	388	8378	102.2
1990-91	3346	6945	.482	178	583	.305	1700	2296	.740	1116	2489	3605	2025	1778	10	650	1147	400	8570	104.5
1991-92	3314	7015	.470	183	599	.306	1823	2368	.770	1157	2631	3788	1936	1735	19	723	1054	456	8634	105.3
1992-93	3401	6783	.501	234	653	.358	2351	3071	.766	1063	2740	3803	2047	1861	8	802	1273	520	9387	114.5
1993-94	3212	6508	.494	249	688	.362	1841	2498	.737	1101	2503	3604	1970	1649	7	782	1428	507	8514	103.8
1994-95	3407	6982	.488	432	1181	.366	1454	1981	.734	1053	2379	3432	1991	1925	17	722	1250	502	8700	106.1
1995-96	3403	6921	.492	470	1193	.394	1535	2097	.732	1087	2726	3813	1978	1841	15	702	1348	531	8811	107.5
1996-97	2966	6469	.458	538	1444	.373	1482	1974	.751	1098	2428	3526	1794	1720	18	687	1284	433	7952	97.0
1997-98	3138	6819	.460	386	1130	.342	1333	1868	.714	1223	2644	3867	1882	1608	6	658	1240	374	7995	97.5
1998-99	1815	4037	.450	216	686	.315	855	1193	.717	660	1519	2179	1073	1042	4	361	699	244	4701	94.0
1999-00	3225	7053	.457	429	1244	.345	1484	2005	.740	1251	2719	3970	1901	1814	12	604	1318	416	8363	102.0
2000-01	2938	6693	.439	381	1140	.334	1631	2231	.731	1068	2623	3691	1778	1848	21	622	1273	379	7888	96.2
2001-02	3094	6851	.452	452	1293	.350	1640	2184	.751	1065	2600	3665	1865	1788	16	589	1155	377	8280	101.0
2002-03	2926	6687	.438	477	1401	.340	1477	2032	.727	1045	2682	3727	1781	1746	18	547	1316	322	7806	95.2
2003-04	3133	6824	.459	534	1471	.363	1462	1960	.746	1009	2562	3571	1937	1690	11	582	1242	382	8262	100.8
2004-05	2941	6712	.438	451	1366	.330	1601	2123	.754	1072	2467	3539	1714	1899	13	584	1278	399	7934	96.8
2005-06	2801	6319	.443	404	1120	.361	1626	2163	.752	935	2209	3144	1433	1958	13	536	1151	400	7632	93.1
2006-07	2790	6241	.447	375	1074	.349	1654	2216	.746	839	2286	3125	1471	1811	13	565	1190	312	7609	92.8
2007-08	2903	6551	.443	408	1168	.349	1648	2168	.760	882	2419	3301	1547	1739	12	536	999	357	7862	95.9
2008-09	3071	6752	.455	517	1379	.375	1522	1907	.798	884	2509	3393	1611	1645	9	589	1064	334	8181	99.8
2009-10	3107	6805	.457	525	1515	.347	1402	1849	.758	922	2592	3514	1659	1652	7	563	1195	337	8141	99.3
2010-11	2996	6656	.450	508	1480	.343	1373	1830	.750	880	2459	3339	1689	1650	16	623	1114	303	7873	96.0
2011-12	2347	5390	.435	473	1368	.346	1092	1456	.750	725	2173	2898	1351	1213	3	561	971	265	6259	94.8
2012-13	3067	6890	.445	642	1789	.359	1566	2079	.753	985	2752	3737	1805	1547	5	698	1202	340	8342	101.7
2013-14	3096	6673	.464	678	1888	.359	1530	2019	.758	943	2569	3512	1808	1633	7	635	1312	288	8400	102.4
2014-15	3117	6930	.450	741	2034	.364	1415	1879	.753	1006	2778	3784	1830	1816	13	602	1339	314	8390	102.3
2015-16	3144	6971	.451	743	2170	.342	1382	1873	.738	868	2887	3755	1800	1757	9	617	1142	363	8413	102.6
2016-17	3035	6477	.469	788	2074	.380	1411	1827	.772	727	2923	3650	1743	1591	6	535	1225	280	8269	100.8
2017-18	3219	6870	.469	874	2411	.363	1327	1754	.757	725	3026	3751	1929	1604	2	595	1126	368	8639	105.4
2018-19	3357	7315	.459	918	2667	.344	1400	1802	.777	836	2840	3676	2011	1905	13	643	1065	368	9032	110.1
2019-20	3143	6868	.458	919	2615	.351	1200	1578	.760	782	2625	3407	1794	1601	15	525	896	311	8405	112.1
2020-21	2885	6269	.460	925	2537	.365	1238	1621	.764	704	2460	3747	1631	1446	7	527	908	264	7933	110.2





YEARLY ROSTERS

1980 – 81

Coach Dick Motta (Record 15-67, Sixth)

No.	Player	G	PPG
32	Darrell Allums	22	2.7
6	Winford Boynes	44	6.5
45	Marty Byrnes	72	7.8
34	Austin Carr	8	2.0
15	Brad Davis	56	11.2
43	Monti Davis	1	1.0
52	Ralph Drollinger	6	2.5
42	Terry Duerod	18	9.3
10	Joe Hassett	17	8.1
20	Geoff Huston	56	16.1
11	Abdul Jeehani	66	8.4
53	Clarence Kea	16	7.3
21	Chad Kinch	12	3.2
25	Tom LaGarde	82	13.7
44	Scott Lloyd	72	8.8
17	Oliver Mack	62	10.2
43	Stan Pietkiewicz	36	3.9
54	Bill Robinzine	70	13.9
33/34	Jim Spanarkel	82	14.4
31	Richard Washington	11	10.8
54	Jerome Whitehead	7	5.3

1981 – 82

Coach Dick Motta (Record 28-54, Fifth)

No.	Player	G	PPG
24	Mark Aguirre	51	18.7
22	Rolando Blackman	82	13.3
23	Allan Bristow	82	7.0
43	Wayne Cooper	76	9.0
15	Brad Davis	82	12.1
53	Clarence Kea	35	2.3
25	Tom LaGarde	47	6.6
44	Scott Lloyd	74	3.9
17	Oliver Mack	13	3.4
40	Kurt Nimphius	63	5.3
34	Jim Spanarkel	82	10.1
33	Elston Turner	80	8.3
31	Jay Vincent	81	21.4

1982 – 83

Coach Dick Motta (Record 38-44, Fourth)

No.	Player	G	PPG
24	Mark Aguirre	81	24.4
22	Rolando Blackman	75	17.7
23	Allan Bristow	37	2.8
42	Pat Cummings	81	12.5
15	Brad Davis	79	11.6
20	Bill Garnett	75	6.3
44	Scott Lloyd	15	3.3
40	Kurt Nimphius	81	5.3
14	Kelvin Ransley	76	11.1
34	Jim Spanarkel	48	5.7
25	Corny Thompson	44	2.8
33	Elston Turner	59	3.6
31	Jay Vincent	81	18.7

1983 – 84

Coach Dick Motta (Record 43-39, Second)

No.	Player	G	PPG
24	Mark Aguirre	79	29.5
22	Rolando Blackman	81	22.4
42	Pat Cummings	80	13.1
15	Brad Davis	81	11.1
14	Dale Ellis	67	8.2
20	Bill Garnett	80	5.1
12	Derek Harper	82	5.7
40	Kurt Nimphius	82	7.9
21	Roger Phegley	10	2.1
34	Jim Spanarkel	7	3.4
33	Elston Turner	47	2.9
31	Jay Vincent	61	11.0
45	Mark West	34	1.1

1984 – 85

Coach Dick Motta (Record 44-38, Third)

No.	Player	G	PPG
24	Mark Aguirre	80	25.7
22	Rolando Blackman	81	19.7
55	Wallace Bryant	56	2.9
32	Howard Carter	11	0.8
15	Brad Davis	82	10.1
14	Dale Ellis	72	9.3
12	Derek Harper	82	9.6
40	Kurt Nimphius	82	6.1
41	Sam Perkins	82	11.0
52	Charlie Sitton	43	2.1
7	Tom Sluby	31	2.4
31	Jay Vincent	79	18.2

1985 – 86

Coach Dick Motta (Record 44-38, Third)

No.	Player	G	PPG
24	Mark Aguirre	74	22.6
33	Uwe Blab	48	2.6
22	Rolando Blackman	82	21.5
55	Wallace Bryant	9	3.1
15	Brad Davis	82	9.3
40	James Donaldson	69	8.3
14	Dale Ellis	72	7.1
12	Derek Harper	79	12.2
43	Harold Keeling	20	2.2
40	Kurt Nimphius	13	7.0
41	Sam Perkins	80	15.4
32	Detlef Schrempf	64	6.2
52	Charlie Sitton	Injured	
31	Jay Vincent	80	13.8
23	Bill Wennington	56	3.4

1986 – 87

Coach Dick Motta (Record 55-27, First)

No.	Player	G	PPG
24	Mark Aguirre	80	25.7
33	Uwe Blab	30	1.8
22	Rolando Blackman	80	21.0
15	Brad Davis	82	7.0
40	James Donaldson	82	10.8
12	Derek Harper	77	16.0
6	Myron Jackson	8	1.4
21	Dennis Nutt	25	2.3
41	Sam Perkins	80	14.8
32	Detlef Schrempf	81	9.3
42	Roy Tarpley	75	7.5
23	Bill Wennington	58	2.7
4	Al Wood	54	6.6

1987 – 88

Coach John MacLeod (Record 53-29, Second)

No.	Player	G	PPG
24	Mark Aguirre	77	25.1
2	Steve Alford	28	2.1
33	Uwe Blab	73	2.2
22	Rolando Blackman	71	18.7
15	Brad Davis	75	7.2
40	James Donaldson	81	7.0
21	Jim Farmer	30	2.0
12	Derek Harper	82	17.0
44	Sam Perkins	75	14.2
32	Detlef Schrempf	82	8.5
42	Roy Tarpley	81	13.5
23	Bill Wennington	30	2.1
4	Al Wood	0	0.0

1988 – 89

Coach John MacLeod (Record 38-44, Fourth)

No.	Player	G	PPG
24	Mark Aguirre	44	21.7
4	Steve Alford	9	0.8
33	Uwe Blab	37	1.8
22	Rolando Blackman	78	19.7
4	Adrian Dantley	31	20.3
15	Brad Davis	78	6.4
40	James Donaldson	53	9.1
12	Derek Harper	81	17.3
21	Anthony Jones	25	2.6
44	Sam Perkins	78	15.0
32	Detlef Schrempf	37	9.5
42	Roy Tarpley	29	17.3
41	Terry Tyler	70	5.5
23	Bill Wennington	65	4.6
20	Morlon Wiley	51	2.2
32	Herb Williams	30	6.6

1989 – 90

Coaches John MacLeod (5-6) and Richie Aduabato (42-29) (Record 47-35, Third)

No.	Player	G	PPG
2	Steve Alford	41	4.1
22	Rolando Blackman	80	19.4
4	Adrian Dantley	45	14.7
15	Brad Davis	73	6.4
40	James Donaldson	73	9.1
12	Derek Harper	82	18.0
21	Anthony Jones	66	3.0
7	Bob McCann	10	2.6
44	Sam Perkins	76	15.9
42	Roy Tarpley	45	16.8
5	Kelvin Upshaw	3	0.7
10	Mark Wade	1	0.0
23	Bill Wennington	60	4.5
33	Randy White	55	4.3
32	Herb Williams	81	8.6

1990 – 91

Coach Richie Aduabato (Record 28-54, Sixth)

No.	Player	G	PPG
4	Steve Alford	34	4.4
22	Rolando Blackman	80	19.9
15	Brad Davis	80	5.4
40	James Donaldson	82	10.0
2	Alex English	79	9.7
50	Jim Grandholm	26	3.0
12	Derek Harper	77	19.7
21	Fat Lever	4	7.3
1	Rodney McCray	74	11.4
55	John Shasky	57	2.6
42	Roy Tarpley	5	20.4
5	Kelvin Upshaw	48	5.6
33	Randy White	79	8.8
32	Herb Williams	60	12.5
34	Howard Wright	3	2.0

1991 – 92

Coach Richie Aduabato (Record 22-60, Fifth)

No.	Player	G	PPG
22	Rolando Blackman	75	18.3
15	Brad Davis	33	2.8
43	Terry Davis	68	10.2
40	James Donaldson	44	6.2
5	Tom Garrick	6	1.7
12	Derek Harper	65	17.7
35	Donald Hodge	51	8.4
41	Brian Howard	27	4.9
55	Mike Iuzzolino	52	9.3
21	Fat Lever	31	11.2
1	Rodney McCray	75	9.0
20	Tracy Moore	42	8.5
23	Brian Quinnett	15	2.7
34	Doug Smith	76	8.8
31	Joao Vianna	1	2.0
33	Randy White	65	6.4
32	Herb Williams	75	11.5

1992 – 93

Coaches Richie Aduabato (2-27) and Gar Heard (9-44) (Record 11-71, Sixth)

No.	Player	G	PPG
23	Stephen Bardo	23	2.2
40	Walter Bond	74	8.0
30	Dexter Cambridge	53	7.0
44	Radisav Curcic	20	2.9
43	Terry Davis	75	12.7
12	Derek Harper	62	18.2
35	Donald Hodge	79	5.0
41	Brian Howard	68	6.5
13	Mike Iuzzolino	70	8.7
24	Jim Jackson	28	16.3
23	Tim Legler	30	9.6
21	Fat Lever	Injured	
20	Tracy Moore	39	7.2
31	Walter Palmer	20	3.0
45	Sean Rooks	72	13.5
34	Doug Smith	61	10.4
10	Lamont Strothers	9	5.6
52	Randy White	64	9.7
20	Morlon Wiley	33	5.8

1993 – 94

Coach Quinn Buckner (Record 13-69, Sixth)

No.	Player	G	PPG
66	Chucky Brown	1	3.0
19	Tony Campbell	41	9.7
43	Terry Davis	15	3.7
40	Greg Dreiling	54	2.4
12	Derek Harper	28	11.6
30	Lucious Harris	77	5.4
35	Donald Hodge	50	2.7
24	Jim Jackson	82	19.2
54	Popeye Jones	81	5.8
23	Tim Legler	79	8.3
21	Fat Lever	81	6.9
32	Jamal Mashburn	79	19.2
50	Darren Morningstar	22	4.3
45	Sean Rooks	47	11.4
34	Doug Smith	79	8.8
33	Randy White	18	6.4
20	Morlon Wiley	12	1.2
44	Lorenzo Williams	34	3.2

1994 – 95

Coach Dick Motta (Record 36-46, Fifth)

No.	Player	G	PPG
11	Scott Brooks	31	7.9
43	Terry Davis	46	3.0
17	Tony Dumas	58	4.6
30	Lucious Harris	79	9.5
35	Donald Hodge	54	3.9
24	Jim Jackson	51	25.7
54	Popeye Jones	80	10.3
15	Jason Kidd	79	11.7
21	George McCloud	42	9.6
32	Jamal Mashburn	80	24.1
34	Doug Smith	63	5.1
42	Roy Tarpley	55	12.6
20	Morlon Wiley	38	3.4
44	Lorenzo Williams	82	4.0



**1995 – 96****Coach Dick Motta (Record 26-56, T-Fifth)**

No.	Player	G	PPG
1	Scott Brooks	69	5.1
43	Terry Davis	28	4.9
7	Tony Dumas	67	11.6
30	Lucious Harris	61	7.9
35	Donald Hodge	13	1.4
24	Jim Jackson	82	19.6
54	Popeye Jones	68	11.3
5	Jason Kidd	81	16.6
21	George McCloud	79	18.9
32	Jamal Mashburn	18	23.4
40	Loren Meyer	72	5.0
4	Cherokee Parks	64	3.9
50	Reggie Slater	3	3.7
44	Lorenzo Williams	65	3.0
10	David Wood	37	4.9

1996 – 97**Coach Jim Cleamons (Record 24-58, Fourth)**

No.	Player	G	PPG
44	Shawn Bradley	33	14.6
10	Sam Cassell	16	12.3
5	Sasha Danilovic	13	16.6
50	Greg Dreiling	40	2.0
7	Tony Dumas	18	4.0
4	Michael Finley	56	16.0
25	Chris Gatling	44	19.1
45	A.C. Green	56	7.9
12	Derek Harper	75	10.0
24	Jim Jackson	46	15.5
5	Jason Kidd	22	9.9
33	Stacey King	6	2.0
32	Jamal Mashburn	37	10.6
21	George McCloud	41	13.7
40	Loren Meyer	19	4.1
2	Oliver Miller	42	4.3
00	Eric Montross	47	3.9
31/13	Martin Mürsepp	32	4.3
31	Ed O'Bannon	19	2.4
14	Robert Pack	20	11.5
6	Khalid Reeves	13	7.8
44	Fred Roberts	12	1.8
33	Jason Sasser	2	1.0
1	Stevin Smith	8	1.8
20	Erick Strickland	28	10.6
52	Samaki Walker	43	5.0
3	Jamie Watson	10	4.5

1997 – 98**Coaches Jim Cleamons (4-12) and Don Nelson (Record 16-50, Fifth)**

No.	Player	G	PPG
11	Chris Anstey	41	5.9
44	Shawn Bradley	64	11.4
51	Adrian Caldwell	1	0.0
23	Cedric Ceballos	12	16.9
24	Hubert Davis	81	11.1
4	Michael Finley	82	21.5
45	A.C. Green	82	7.3
13	Martin Mürsepp	41	5.7
3	Kevin Ollie	16	2.9
14	Robert Pack	12	7.8
6	Khalid Reeves	82	8.7
21	Shawn Respert	10	8.2
50	Eric Riley	39	3.6
7	Dennis Scott	52	13.6
20	Erick Strickland	67	7.6
40	Kurt Thomas	5	7.4
52	Samaki Walker	41	8.9
35	Bubba Wells	39	3.3

1998 – 99**Coach Don Nelson (Record 19-31, Fifth)**

No.	Player	G	PPG
11	Chris Anstey	41	3.3
44	Shawn Bradley	49	8.6
23	Cedric Ceballos	13	12.5
24	Hubert Davis	50	9.1
4	Michael Finley	50	20.2
45	A.C. Green	50	4.9
13	Steve Nash	40	7.9
41	Dirk Nowitzki	47	8.2
14	Robert Pack	25	8.9
20	Erick Strickland	33	7.5
40	Bruno Sundov	3	1.3
33	Gary Trent	45	16.0
52	Samaki Walker	39	5.9
18	Hot Rod Williams	25	1.2

1999 – 2000**Coach Don Nelson (Record 40-42, Fourth)**

No.	Player	G	PPG
44	Shawn Bradley	77	8.4
21	Greg Buckner	48	5.7
23	Cedric Ceballos	69	16.6
24	Hubert Davis	79	7.4
4	Michael Finley	82	22.6
3	Rick Hughes	21	3.9
43	Randell Jackson	1	0.0
11	Damon Jones	42	3.9
13	Steve Nash	56	8.6
41	Dirk Nowitzki	82	17.5
14	Robert Pack	29	8.9
2	Rodrick Rhodes	1	0.0
70	Dennis Rodman	12	2.8
45	Sean Rooks	71	4.4
20	Erick Strickland	68	12.8
40	Bruno Sundov	14	1.9
33	Gary Trent	11	13.7
18	Hot Rod Williams	0	0.0

2000 – 01**Coach Don Nelson (Record 53-29, T-Second)**

No.	Player	G	PPG
8	Courtney Alexander	38	4.2
52	Calvin Booth	15	7.5
44	Shawn Bradley	82	7.1
2	Mark Bryant	18	1.1
21	Greg Buckner	37	6.2
31	Bill Curley	5	0.6
24	Hubert Davis	51	7.3
9	Howard Easley	82	9.0
54	Obinna Ekezie	4	0.0
4	Michael Finley	82	21.5
1	Donnell Harvey	18	1.2
5	Juwan Howard	27	17.8
32	Christian Laettner	53	7.5
3	Vernon Maxwell	19	4.3
14	Eduardo Najera	40	3.3
13	Steve Nash	70	15.6
41	Dirk Nowitzki	82	21.8
33	Gary Trent	33	4.0
35	Loy Vaught	37	3.1
16	Wang Zhizhi	5	4.8

2001 – 02**Coach Don Nelson (Record 57-25, Second)**

No.	Player	G	PPG
9	Tariq Abdul-Wahad	4	0.0
3	Charlie Bell	2	0.0
44	Shawn Bradley	53	4.1
21	Greg Buckner	44	5.8
42	Evan Eschmeyer	31	2.0
4	Michael Finley	69	20.6
7	Adrian Griffin	58	7.2
10	Tim Hardaway	54	9.6
1	Donnell Harvey	18	2.1
5	Juwan Howard	53	12.9
5	Avery Johnson	17	3.2
45	Raef LaFrentz	27	10.8
6	Danny Manning	41	4.0
2	Darrick Martin	3	0.3
14	Eduardo Najera	62	6.5
13	Steve Nash	82	17.9
2	Johnny Newman	47	4.2
41	Dirk Nowitzki	76	23.4
31	Nick Van Exel	27	13.2
16	Wang Zhizhi	55	5.6

2002 – 03**Coach Don Nelson (Record 60-22, T-First)**

No.	Player	G	PPG
9	Tariq Abdul-Wahad	14	4.1
11	Raja Bell	75	3.1
44	Shawn Bradley	81	6.7
42	Evan Eschmeyer	17	1.0
4	Michael Finley	69	19.3
7	Adrian Griffin	74	4.4
21	Adam Harrington	13	0.8
6	Avery Johnson	48	3.3
54	Popeye Jones	26	2.0
45	Raef LaFrentz	69	9.3
14	Eduardo Najera	48	6.7
13	Steve Nash	82	17.7
41	Dirk Nowitzki	80	25.1
17	Antoine Rigaudeau	11	1.5
0/30	Mark Strickland	4	1.0
31	Nick Van Exel	73	12.5
43	Walt Williams	66	5.5

2003 – 04**Coach Don Nelson (Record 52-30, Third)**

No.	Player	G	PPG
9	Tariq Abdul-Wahad	0	Na
3	Travis Best	61	2.8
44	Shawn Bradley	66	3.3
6	Marquis Daniels	56	8.5
7	Tony Delk	33	6.0
4	Michael Finley	72	18.6
21	Danny Fortson	56	3.9
5	Josh Howard	67	8.6
33	Antawn Jamison	82	14.8
14	Eduardo Najera	58	3.0
13	Steve Nash	78	14.5
34	Mamadou N'diaye	3	0.0
41	Dirk Nowitzki	77	21.8
10	Jon Stefansson	0	N/A
8	Antoine Walker	82	14.0
42	Scott Williams	27	3.0

2004 – 05**Coaches Don Nelson (42-22) and Avery Johnson (16-2) (Record 58-24, Second)**

No.	Player	G	PPG
9	Tariq Abdul-Wahad	0	N/A
10	Darrell Armstrong	52	2.3
52	Calvin Booth	34	2.4
44	Shawn Bradley	77	2.7
25	Erick Dampier	59	9.2
21	Dan Dickau	4	1.3
6	Marquis Daniels	60	9.1
4	Michael Finley	64	15.7
34	Devin Harris	76	5.7
50	Alan Henderson	78	3.5
5	Josh Howard	76	12.6
28	DJ Mbenga	15	1.0
41	Dirk Nowitzki	78	26.1
24	Pavel Podkolzin	5	0.2
42	Jerry Stackhouse	56	14.9
31	Jason Terry	80	12.4
2	Keith Van Horn	29	12.2

2005 – 06**Coach Avery Johnson (60-22, Second)**

No.	Player	G	PPG
1	Rawle Marshall	23	3.1
2	Keith Van Horn	53	8.9
5	Josh Howard	59	15.6
6	Marquis Daniels	62	10.2
7	DeSagana Diop	81	2.3
10	Darrell Armstrong	62	2.1
13	Doug Christie	7	3.7
24	Pavel Podkolzin	1	3.0
25	Erick Dampier	82	5.7
28	DJ Mbenga	43	1.7
31	Jason Terry	80	17.1
33	Josh Powell	37	3.0
34	Devin Harris	56	9.9
41	Dirk Nowitzki	81	26.6
42	Jerry Stackhouse	55	13.0
44	Adrian Griffin	52	4.6

2006 – 07**Coach Avery Johnson (67-15, First)**

No.	Player	G	PPG
1	Greg Buckner	76	4.0
5	Josh Howard	70	18.9
7	DeSagana Diop	81	2.3
8	Anthony Johnson	40	3.8
11	Jose Juan Barea	33	2.4
13	Maurice Ager	32	2.2
21	Pops Mensah-Bonsu	12	2.4
25	Erick Dampier	76	7.1
28	DJ Mbenga	21	0.8
31	Jason Terry	81	16.7
34	Devin Harris	80	10.2
40	Devean George	60	6.4
41	Dirk Nowitzki	78	24.6
42	Jerry Stackhouse	67	12.0
44	Austin Croshere	61	3.7
45	Kevin Willis	5	2.4

2007 – 08**Coach Avery Johnson (51-31, Fourth)**

No.	Player	G	PPG
2	Jason Kidd	29	9.9
5	Josh Howard	76	19.9
6	Eddie Jones	47	3.7
7	DeSagana Diop	52	3.0
10	Tyronn Lue	17	3.8
11	Jose Juan Barea	44	4.3
13	Maurice Ager	12	1.3
20	Nick Fazekas	4	1.0
20	Jamaal Magloire	7	1.7
21	Antoine Wright	15	3.5
23	Trenton Hassell	37	2.1
25	Erick Dampier	72	6.1
30	Malik Allen	25	3.1
31	Jason Terry	82	15.5
32	Brandon Bass	79	8.3
34	Devin Harris	39	14.4
40	Devean George	53	3.7
41	Dirk Nowitzki	77	23.6
42	Jerry Stackhouse	58	10.7
55	Juwan Howard	50	1.1



**2008 – 09****Coach Rick Carlisle (50-32, Third)**

No.	Player	G	PPG
1	Ryan Hollins	27	2.9
2	Jason Kidd	81	9.0
4	Shawne Williams	15	2.8
5	Josh Howard	52	18.0
7	DeSagana Diop	34	1.6
8	Gerald Green	38	5.2
11	Jose Juan Barea	79	7.8
13	Matt Carroll	21	1.2
21	Antoine Wright	65	7.3
25	Erick Dampier	80	5.7
31	Jason Terry	74	19.6
32	Brandon Bass	81	8.5
33	James Singleton	62	5.1
40	Devean George	43	3.4
41	Dirk Nowitzki	81	25.9
42	Jerry Stackhouse	10	5.1

2009 – 10**Coach Rick Carlisle (55-27, First)**

No.	Player	G	PPG
0	Shawn Marion	75	12.0
2	Jason Kidd	80	10.3
3	Rodrigue Beaubois	56	7.1
4	Caron Butler	27	15.2
5	Josh Howard	31	12.5
6	Quinton Ross	27	2.0
7	Tim Thomas	18	7.5
10	Von Wafer	0	N/A
11	Jose Juan Barea	78	7.6
13	Matt Carroll	25	1.8
14	Eduardo Najera	33	3.3
21	Nathan Jawai	0	N/A
25	Erick Dampier	55	6.0
31	Jason Terry	77	16.6
33	Brendan Haywood	28	8.1
33	James Singleton	25	2.4
41	Dirk Nowitzki	81	25.0
43	Kris Humphries	25	5.2
90	Drew Gooden	46	8.9
92	DeShawn Stevenson	24	2.0

2010 – 11**Coach Rick Carlisle (57-25, Second)**

No.	Player	G	PPG
0	Shawn Marion	80	12.5
2	Jason Kidd	80	7.9
3	Rodrigue Beaubois	28	8.4
4	Caron Butler	29	15.0
6	Tyson Chandler	74	10.1
7	Sasha Pavlovic	10	4.1
8	Alexis Ajinca	10	2.9
11	Jose Juan Barea	81	9.5
13	Corey Brewer	13	5.3
16	Peja Stojakovic	25	8.6
20	Dominique Jones	18	2.3
21	Steve Novak	7	1.6
28	Ian Mahinmi	56	3.1
31	Jason Terry	82	15.8
33	Brendan Haywood	72	4.4
35	Brian Cardinal	56	2.6
41	Dirk Nowitzki	73	23.0
92	DeShawn Stevenson	72	5.3

2011 – 12**Coach Rick Carlisle (36-30, Third)**

No.	Player	G	PPG
0	Shawn Marion	63	10.6
2	Jason Kidd	48	6.2
3	Rodrigue Beaubois	53	8.9
4	Kelenna Azubuike	3	2.3
7	Lamar Odom	50	6.6
9	Yi Jianlian	30	2.6
13	Delonte West	44	9.6
20	Dominique Jones	33	2.7
25	Vince Carter	61	10.1
28	Ian Mahinmi	61	5.8
31	Jason Terry	63	15.1
32	Sean Williams	8	3.6
33	Brendan Haywood	54	5.2
34	Brandan Wright	49	6.9
35	Brian Cardinal	44	1.0
41	Dirk Nowitzki	62	21.6

2012 – 13**Coach Rick Carlisle (41-41, Fourth)**

No.	Player	G	PPG
0	Shawn Marion	67	12.1
1	Jared Cunningham	8	2.0
3	Rodrigue Beaubois	45	4.0
4	Darren Collison	81	12.0
5	Bernard James	46	2.8
6	Troy Murphy	14	4.6
6	Derek Fisher	9	8.6
7	Justin Dentmon	2	0.0
8	Chris Wright	3	0.7
9	Jae Crowder	78	5.0
10	Josh Akognon	3	1.7
13	Mike James	45	6.1
17	Chris Douglas-Roberts	6	2.8
20	Dominique Jones	29	4.0
23	Anthony Morrow	17	2.3
25	Vince Carter	81	13.4
30	Dahntay Jones	50	3.5
32	O.J. Mayo	82	15.3
34	Brandan Wright	64	8.5
35	Chris Kaman	66	10.5
41	Dirk Nowitzki	53	17.3
42	Elton Brand	72	7.2
52	Eddy Curry	2	4.5

2013 – 14**Coach Rick Carlisle (49-33, Fourth)**

No.	Player	G	PPG
0	Shawn Marion	76	10.4
1	Samuel Dalembert	80	6.6
3	Shane Larkin	48	2.8
5	Bernard James	30	0.9
7	Ricky Ledo	11	1.7
8	Jose Calderon	81	11.4
9	Jae Crowder	78	4.6
11	Monta Ellis	82	19.0
20	Devin Harris	40	7.9
21	Wayne Ellington	45	3.2
25	Vince Carter	81	11.9
33	Gal Mekel	31	2.4
34	Brandan Wright	58	9.1
41	Dirk Nowitzki	80	21.7
45	DeJuan Blair	78	6.4

2014 – 15**Coach Rick Carlisle (50-32, Fourth)**

No.	Player	G	PPG
1	Ricky Ledo	5	0.2
1	Amar'e Stoudemire	23	10.8
2	Raymond Felton	29	3.7
3	Charlie Villanueva	64	6.3
4	Greg Smith	42	1.9
5	Jose Juan Barea	77	7.5
6	Tyson Chandler	75	10.3
7	Al-Farouq Aminu	74	5.6
8	Dwight Powell	24	3.4
9	Jae Crowder	25	3.6
9	Rajon Rondo	46	9.3
11	Monta Ellis	80	18.9
14	Jameer Nelson	23	7.3
20	Devin Harris	76	8.8
24	Richard Jefferson	74	5.8
25	Chandler Parsons	66	15.7
34	Brandan Wright	27	8.8
41	Dirk Nowitzki	77	17.3
55	Bernard James	16	2.8

2015 – 16**Coach Rick Carlisle (42-40, T-Second)**

No.	Player	G	PPG
1	Justin Anderson	55	3.8
2	Raymond Felton	80	9.5
3	Charlie Villanueva	62	5.1
5	Jose Juan Barea	74	10.9
7	Dwight Powell	69	5.8
8	Deron Williams	65	14.1
11	JaVale McGee	34	5.1
12	John Jenkins	21	3.3
21	Jeremy Evans	30	2.4
23	Wesley Matthews	78	12.5
25	Chandler Parsons	61	13.7
27	Zaza Pachulia	76	8.6
34	Devin Harris	64	7.6
41	Dirk Nowitzki	75	18.3
42	David Lee	25	8.5
50	Salah Mejri	34	3.7

2016 – 17**Coach Rick Carlisle (33-49, Fifth)**

No.	Player	G	PPG
1	Justin Anderson	51	6.5
2	Quinn Cook	5	5.4
3	Jonathan Gibson	17	6.2
3	Nerlens Noel	22	8.5
4	Quincy Acy	6	2.2
5	Jose Juan Barea	35	10.9
6	Andrew Bogut	26	3.0
6	Manny Harris	4	2.0
7	Dwight Powell	77	6.7
8	Deron Williams	40	13.1
9	Nicolas Brussino	54	2.8
10	Dorian Finney-Smith	81	4.3
11	Yogi Ferrell	36	11.3
14	DeAndre Liggins	1	8.0
19	Jarrod Uthoff	9	4.4
20	A.J. Hammons	22	2.2
23	Wesley Matthews	73	13.5
30	Seth Curry	70	12.8
34	Devin Harris	65	6.7
40	Harrison Barnes	79	19.2
41	Dirk Nowitzki	54	14.2
42	Ben Bentil	3	0.0
50	Salah Mejri	73	2.9
55	Pierre Jackson	9	3.9

2017 – 18**Coach Rick Carlisle (24-58, Fourth)**

No.	Player	G	PPG
1	Dennis Smith Jr.	69	15.2
3	Nerlens Noel	30	4.4
5	Jose Juan Barea	69	11.6
6	Johnathan Motley	11	8.7
7	Dwight Powell	79	8.5
8	Gian Clavell	7	2.9
8	Kyle Collinsworth	32	3.2
9	Aaron Harrison	9	6.7
10	Dorian Finney-Smith	21	5.9
11	Yogi Ferrell	82	10.2
13	Josh McRoberts	2	0.0
17	Jeff Withey	10	1.5
20	Doug McDermott	26	9.0
21	Jalen Jones	12	5.8
23	Wesley Matthews	63	12.7
30	Seth Curry	0	-
32	Scotty Hopson	1	1.0
32	Jameel Warney	3	5.7
34	Devin Harris	44	8.5
40	Harrison Barnes	77	18.9
41	Dirk Nowitzki	77	12.0
42	Maxi Kleber	72	5.4
44	Antonius Cleveland	13	0.8
50	Salah Mejri	61	3.5

2018 – 19**Coach Rick Carlisle (33-49, T-Third)**

No.	Player	G	PPG
1	Dennis Smith Jr.	32	12.9
1	Courtney Lee	22	3.6
3	Daryl Macon	8	3.6
5	Jose Juan Barea	38	10.9
6	DeAndre Jordan	50	11.0
6	Kristaps Porzingis	0	-
7	Dwight Powell	77	10.6
10	Dorian Finney-Smith	81	7.5
11	Tim Hardaway Jr.	19	15.5
13	Jalen Brunson	73	9.3
23	Wesley Matthews	44	13.1
23	Trey Burke	25	9.7
26	Ray Spalding	1	0.0
34	Devin Harris	68	6.3
37	Kostas Antetokounmpo	2	1.0
40	Harrison Barnes	49	17.7
41	Dirk Nowitzki	51	7.3
42	Maxi Kleber	71	6.8
44	Justin Jackson	29	8.2
45	Ryan Broekhoff	42	4.0
50	Salah Mejri	36	3.9
77	Luka Dončić	72	21.2

2019 – 20**Coach Rick Carlisle (43-32, Second)**

No.	Player	G	PPG
1	Courtney Lee	24	4.5
3	Antonius Cleveland	11	1.0
5	J.J. Barea	29	7.7
6	Kristaps Porzingis	57	20.4
7	Dwight Powell	40	9.4
9	Michael Kidd-Gilchrist	13	0.9
10	Dorian Finney-Smith	71	9.5
11	Tim Hardaway Jr.	71	15.8
13	Jalen Brunson	57	8.2
23	Josh Reaves	4	2.0
30	Seth Curry	64	12.4
32	Trey Burke	8	12.0
33	Willie Cauley-Stein	13	5.2
42	Maxi Kleber	74	9.1
44	Justin Jackson	65	5.5
51	Boban Marjanović	44	6.6
55	Delon Wright	73	6.9
77	Luka Dončić	61	28.8

2020 – 21**Coach Rick Carlisle (42-30, First)**

No.	Player	G	PPG
0	Josh Richardson	59	12.1
1	Tyrell Terry	11	1.0
2	Tyler Bey	18	1.0
3	Trey Burke	62	6.6
6	Kristaps Porzingis	43	20.1
7	Dwight Powell	58	5.9
8	Josh Green	39	2.6
10	Dorian Finney-Smith	60	9.8
11	Tim Hardaway Jr.	70	16.6
13	Jalen Brunson	68	12.6
14	Nate Hinton	21	2.0
16	James Johnson	29	5.7
17	JJ Redick	13	4.4
25	Wes Iwundu	23	2.1
33	Willie Cauley-Stein	53	5.3
42	Maxi Kleber	50	7.1
44	Nicolò Melli	23	4.0
51	Boban Marjanović	44	6.6
77	Luka Dončić	61	28.8





MAVERICKS OF THE PAST

ABDUL-WAHAD, TARIQ #9

6-6 GUARD/FORWARD • SAN JOSE STATE '95 • BORN 11/3/74 • TRADED BY DENVER WITH RAEF LAFRENTZ, AVERY JOHNSON AND NICK VAN EXEL TO DALLAS FOR JUWAN HOWARD, DONNELL HARVEY, TIM HARDAWAY AND A 2002 FIRST-ROUND PICK 2/21/02 • WAIVED 9/28/05

YEAR	GP-GS	MIN	AVG	FGM-FGA	PCT	FTM-FTA	PCT	- REBOUNDS -			AVG	AST	PF-D	STL	TO	BLK	PTS	AVG	HI
								OFF	DEF	TOT									
01-02	4-0	24	6.0	0-2	.000	0-1	.000	2	4	6	1.5	2	5-0	2	3	1	0	0.0	0
02-03	14-0	204	14.6	27-58	.466	3-6	.500	14	26	40	2.9	21	26-0	6	7	3	57	4.1	12
03-04	DID NOT PLAY - INJURED																		
04-05	DID NOT PLAY - INJURED																		
TOT	18-0	228	12.7	27-60	.450	3-7	.429	16	30	46	2.6	23	31-0	8	10	4	57	3.2	12

Three-point FG: '02-03, 0-1 (.000)

NBA PLAYOFF STATISTICS																			
YEAR	GP-GS	MIN	AVG	FGM-FGA	PCT	FTM-FTA	PCT	OFF	DEF	TOT	AVG	AST	PF-D	STL	TO	BLK	PTS	AVG	HI
02-03	8-0	79	9.9	9-30	.300	7-8	.875	11	11	22	2.8	7	6-0	0	1	0	25	3.1	10

Three-point FG: '02-03, 0-2 (.000)

ACY, QUINCY #4

6-7 FORWARD • BAYLOR • BORN 10/6/90 • FREE AGENT SIGNEE 7/20/16 • WAIVED 11/17/16

YEAR	GP-GS	MIN	AVG	FGM-FGA	PCT	FTM-FTA	PCT	- REBOUNDS -			AVG	AST	PF-D	STL	TO	BLK	PTS	AVG	HI
								OFF	DEF	TOT									
16-17	6-0	48	8.0	5-17	.294	2-3	.667	2	6	8	1.3	0	9-0	0	2	0	13	2.2	6

Three-point FG: 1-7 (.143)

AGER, MAURICE #13

6-5 GUARD • D-2006 1ST RND (28TH OVERALL) • MICHIGAN STATE '06 • BORN 2/9/84 • TRADED TO NEW JERSEY WITH DEVIN HARRIS, DESAGANA DIOP, KEITH VAN HORN, TRENTON HASSELL AND TWO FIRST-ROUND PICKS FOR JASON KIDD, MALIK ALLEN AND ANTOINE WRIGHT 2/19/08

YEAR	GP-GS	MIN	AVG	FGM-FGA	PCT	FTM-FTA	PCT	- REBOUNDS -			AVG	AST	PF-D	STL	TO	BLK	PTS	AVG	HI
								OFF	DEF	TOT									
06-07	32-1	215	6.7	22-70	.314	20-33	.606	1	20	21	0.6	7	27-0	4	15	3	69	2.2	20
07-08	12-3	77	6.4	5-27	.185	5-6	.833	1	3	4	0.4	4	11-0	0	3	1	15	1.3	5
TOT	44-4	292	6.6	27-97	.278	25-39	.641	2	23	25	0.6	11	38-0	4	18	4	84	1.9	20

Three-point FG: '06-07, 5-15 (.333); '07-08, 0-8 (.000). total, 5-23 (.217)

NBA PLAYOFF STATISTICS																			
YEAR	GP-GS	MIN	AVG	FGM-FGA	PCT	FTM-FTA	PCT	OFF	DEF	TOT	AVG	AST	PF-D	STL	TO	BLK	PTS	AVG	HI
06-07	3-0	24	8.0	5-9	.556	3-6	.500	1	2	3	1.0	0	3-0	0	0	0	15	5.0	10

Three-point FG: '06-07, 2-3 (.667)

AGUIRRE, MARK #24

6-6 FORWARD • D-1981 1ST RND (1ST OVERALL) • DEPAUL '82 • BORN 12/10/59 • TRADED TO DETROIT 2/15/89 FOR ADRIAN DANTLEY AND DETROIT'S 1991 FIRST-ROUND CHOICE

YEAR	GP-GS	MIN	AVG	FGM-FGA	PCT	FTM-FTA	PCT	- REBOUNDS -			AVG	AST	PF-D	STL	TO	BLK	PTS	AVG	HI
								OFF	DEF	TOT									
81-82	51-20	1468	28.8	381-820	.465	168-247	.680	89	160	249	4.9	164	152-0	37	135	22	955	18.7	42
82-83	81-75	2784	34.4	767-1589	.483	429-589	.728	191	317	508	6.3	332	247-5	80	261	26	1979	24.4	44
83-84	79-79	2900	36.7	925-1765	.524	465-621	.749	161	308	469	5.9	358	246-5	80	285	22	2330	29.5	46
84-85	80-79	2699	33.7	794-1569	.506	440-580	.759	188	289	477	6.0	249	250-3	60	253	24	2055	25.7	49
85-86	74-73	2501	33.8	668-1327	.503	318-451	.705	177	268	445	6.0	339	229-6	62	252	14	1670	22.6	42
86-87	80-80	2663	33.3	787-1590	.495	429-557	.770	181	246	427	5.3	254	243-4	84	217	30	2056	25.7	43
87-88	77-77	2610	33.9	746-1571	.475	388-504	.770	182	252	434	5.6	278	223-1	70	203	57	1932	25.1	38
88-89	44-44	1529	34.8	373-829	.450	178-244	.730	90	145	235	5.3	189	128-0	29	140	29	953	21.7	41
TOT	566-527	19154	33.8	5441-11060	.492	2815-3793	.742	1259	1985	3244	5.7	2163	1718-24	502	1746	224	13930	24.6	49

Three-point FG: '81-82, 25-71 (.352); '82-83, 16-76 (.211); '83-84, 15-56 (.268); '84-85, 27-85 (.318); '85-86, 16-56 (.286); '86-87, 53-150 (.353); '87-88, 52-172 (.302); '88-89, 29-99 (.293). Total, 233-765 (.305)

NBA PLAYOFF STATISTICS																			
YEAR	GP-GS	MIN	AVG	FGM-FGA	PCT	FTM-FTA	PCT	OFF	DEF	TOT	AVG	AST	PF-D	STL	TO	BLK	PTS	AVG	HI
83-84	10-9	350	35.0	88-184	.478	44-57	.772	21	55	76	7.6	32	34-2	5	27	5	220	22.0	34
84-85	4-4	164	41.0	44-89	.494	27-32	.844	16	14	30	7.5	16	16-1	3	15	0	116	29.0	39
85-86	10-10	345	34.5	105-214	.491	35-55	.636	21	50	71	7.1	54	28-1	9	23	0	247	24.7	39
86-87	4-4	130	32.5	31-62	.500	23-30	.767	11	13	24	6.0	8	15-1	8	9	0	85	21.3	28
87-88	17-17	558	32.8	147-294	.500	60-86	.698	34	66	100	5.9	56	49-0	14	41	9	367	21.6	38
TOT	45-44	1547	34.4	415-843	.492	189-260	.727	103	198	301	6.7	166	142-5	39	115	14	1035	23.0	39

Three-point FG: '83-84, 0-5 (.000); '84-85, 1-2 (.500); '85-86, 2-6 (.333); '86-87, 0-4 (.000); '87-88, 13-34 (.382). Total, 16-51 (.314)

NBA ALL-STAR RECORD																			
YEAR	SITE	GP-GS	MIN	FGM-FGA	PCT	FTM-FTA	1PCT	OFF	DEF	TOT	AST	PF-D	ST	TO	BLK	PTS	AVG		
1984	DEN	1-0	13	15-80	.625	3-40	1.750	1	0	1	2	2-0	1	2	1	13	13.0		
1987	SEA	1-0	17	13-60	.500	2-30	1.667	1	1	2	1	1-0	0	2	0	9	9.0		
1988	CHI	1-0	12	15-10	.500	3-30	1.000	0	1	1	1	3-0	1	3	0	14	14.0		
TOT		3-0	42	13-24	.542	8-10	1.800	2	2	4	4	6-0	2	7	1	36	12.0		

Three-point FG: '87, 1-2 (.500); '88, 1-3 (.333). Total, 2-5 (.400)



**AJINCA, ALEXIS #8**

7-2 CENTER • BORN 5/6/88 • ACQUIRED FROM CHARLOTTE, ALONG WITH TYSON CHANDLER, IN EXCHANGE FOR ERICK DAMPIER, MATT CARROLL, EDUARDO NAJERA AND CASH ON 7/13/10 • TRADED, ALONG WITH A SECOND-ROUND PICK AND CASH, TO TORONTO FOR THE RIGHTS TO GEORGIOS PRINTEZIS

YEAR	GP-GS	MIN	AVG	FGM-FGA	PCT	FTM-FTA	PCT	- REBOUNDS -			AVG	AST	PF-D	STL	TO	BLK	PTS	AVG	HI
								OFF	DEF	TOT									
10-11	10-2	75	7.5	12-32	.375	2-3	.667	5	12	17	1.7	2	13-0	3	1	5	29	2.9	7

Three-point FG: 3-7 (.429)

AKOGNON, JOSH #10

5-10 GUARD • CAL STATE FULLERTON • BORN 2/10/86 • SIGNED TO A10-DAY CONTRACT ON 4/3/13 • FREE AGENT SIGNEE 4/13/13 • WAIVED 7/22/13

YEAR	GP-GS	MIN	AVG	FGM-FGA	PCT	FTM-FTA	PCT	- REBOUNDS -			AVG	AST	PF-D	STL	TO	BLK	PTS	AVG	HI
								OFF	DEF	TOT									
12-13	3-0	9	3.0	2-4	.500	0-0	---	0	1	1	0.3	1	3-0	0	0	0	5	1.7	3

Three-point FG: 1-2 (.500)

ALEXANDER, COURTNEY #8

6-6 GUARD • FRESNO STATE '00 • BORN 4/27/77 • ACQUIRED FROM ORLANDO FOR DALLAS' 2001 FIRST-ROUND DRAFT PICK AND CASH 6/28/00 • TRADED WITH CHRISTIAN LAETTNER, LOY VAUGHT, HUBERT DAVIS, ETAN THOMAS AND CASH FOR JUAN HOWARD, CALVIN BOOTH AND OBINNA EKEZIE 2/22/01

YEAR	GP-GS	MIN	AVG	FGM-FGA	PCT	FTM-FTA	PCT	- REBOUNDS -			AVG	AST	PF-D	STL	TO	BLK	PTS	AVG	HI
								OFF	DEF	TOT									
00-01	38-6	472	12.4	62-178	.348	33-45	.733	20	43	63	1.7	21	76-1	16	21	3	160	4.2	20

Three-point FG: 3-10 (.300)

ALLEN, MALIK #30

6-9 FORWARD/CENTER • VILLANOVA '00 • BORN 6/27/78 • ACQUIRED WITH JASON KIDD AND ANTOINE WRIGHT FROM NEW JERSEY FOR DEVIN HARRIS, DESAGANA DIOP, TRENTON HASSELL, MAURICE AGER, KEITH VAN HORN, TWO FIRST-ROUND PICKS 2/19/08 • COMPLETED CONTRACT 5/08

YEAR	GP-GS	MIN	AVG	FGM-FGA	PCT	FTM-FTA	PCT	- REBOUNDS -			AVG	AST	PF-D	STL	TO	BLK	PTS	AVG	HI
								OFF	DEF	TOT									
07-08	25-4	335	13.4	33-66	.500	11-12	.917	24	44	68	2.8	15	60-1	4	13	10	77	3.1	12

Three-point FG: None Attempted.

YEAR	GP-GS	MIN	AVG	FGM-FGA	PCT	FTM-FTA	PCT	NBA PLAYOFF STATISTICS			AVG	AST	PF-D	STL	TO	BLK	PTS	AVG	HI
								OFF	DEF	TOT									
07-08	3-0	18	6.0	0-1	.000	0-0	---	0	0	0	0.0	0	4-0	0	0	0	0	0.0	--

Three-point FG: None Attempted.

ALLUMS, DARRELL #32

6-9 FORWARD/CENTER • D-1980 5TH RND (103RD OVERALL) • UCLA '80 • BORN 9/12/58 • WAIVED 1/21/80

YEAR	GP-GS	MIN	AVG	FGM-FGA	PCT	FTM-FTA	PCT	- REBOUNDS -			AVG	AST	PF-D	STL	TO	BLK	PTS	AVG	HI
								OFF	DEF	TOT									
80-81	22-3	276	12.5	23-67	.343	13-22	.591	19	46	65	3.0	25	51-2	5	23	8	59	2.7	11

Three-point FG: 0-1 (.000)

AMINU, AL-FAROUQ #7

6-9 FORWARD • WAKE FOREST • BORN 9/21/90 • FREE AGENT SIGNEE 7/29/14 • DID NOT EXERCISE CONTRACT OPTION 6/30/15

YEAR	GP-GS	MIN	AVG	FGM-FGA	PCT	FTM-FTA	PCT	- REBOUNDS -			AVG	AST	PF-D	STL	TO	BLK	PTS	AVG	HI
								OFF	DEF	TOT									
14-15	74-3	1366	18.5	147-357	.412	84-118	.712	114	228	342	4.6	59	137-0	70	55	62	412	5.6	17

Three-point FG: 34-124 (.274)

YEAR	GP-GS	MIN	AVG	FGM-FGA	PCT	FTM-FTA	PCT	NBA PLAYOFF STATISTICS			AVG	AST	PF-D	STL	TO	BLK	PTS	AVG	HI
								OFF	DEF	TOT									
14-15	5-2	150	30.0	17-31	.548	15-19	.789	14	22	36	7.2	6	15-1	10	6	8	56	11.2	16

Three-point FG: 7-11 (.636)



**ANDERSON, JUSTIN #1**

6-6 GUARD/FORWARD • VIRGINIA • BORN 11/19/93 • D-2015 1ST RND (21ST OVERALL) • TRADED TO PHILADELPHIA WITH ANDREW BOGUT AND A 2017 PROTECTED FIRST-ROUND PICK FOR NERLENS NOEL 2/23/17

YEAR	GP-GS	MIN	AVG	FGM-FGA	PCT	FTM-FTA	PCT	- REBOUNDS -			AVG	AST	PF-D	STL	TO	BLK	PTS	AVG	HI
								OFF	DEF	TOT									
15-16	55-9	647	11.8	71-175	.406	44-55	.800	18	114	132	2.4	29	45-0	19	24	25	208	3.8	19
16-17	51-2	710	13.9	111-277	.401	70-88	.795	39	110	149	2.9	32	64-0	28	40	16	329	6.5	19
TOT	106-11	1357	12.8	182-452	.403	114-143	.797	57	224	281	2.7	61	109-0	47	64	41	537	5.1	19

Three-point FG: '15-16, 22-83 (.265); '16-17, 37-122 (.303). Total, 59-205 (.288)

NBA PLAYOFF STATISTICS

YEAR	GP-GS	MIN	AVG	FGM-FGA	PCT	FTM-FTA	PCT	OFF	DEF	TOT	AVG	AST	PF-D	STL	TO	BLK	PTS	AVG	HI
15-16	5-1	95	19.0	17-37	.459	9-14	.643	9	11	20	4.0	7	12-0	4	5	3	47	9.4	14

Three-point FG: 4-13 (.308)

ANSTEY, CHRIS #11

7-0 FORWARD • BORN 1/1/75 • AUSTRALIA • ACQUIRED FROM PORTLAND FOR THE RIGHTS TO KELVIN CATO AND CASH 6/25/97 • TRADED TO CHICAGO FOR THE BULLS' 2000 SECOND-ROUND DRAFT CHOICE 9/29/99

YEAR	GP-GS	MIN	AVG	FGM-FGA	PCT	FTM-FTA	PCT	- REBOUNDS -			AVG	AST	PF-D	STL	TO	BLK	PTS	AVG	HI
								OFF	DEF	TOT									
97-98	41-8	680	16.6	92-231	.398	53-74	.716	53	104	157	3.8	35	95-1	31	41	27	240	5.9	26
98-99	41-4	470	11.5	50-139	.360	34-48	.708	35	62	97	2.4	27	98-1	18	26	13	134	3.3	12
TOT	82-1	1150	14.0	142-370	.384	87-122	.713	88	166	254	3.1	62	193-2	49	67	40	374	4.6	26

Three-point FG: '97-98, 3-16 (.188); '98-99, 0-7 (.000). Total, 3-23 (.130)

ANTETOKOUNMPO, KOSTAS #37

6-10 FORWARD • DAYTON • BORN 11/20/97 • DRAFT RIGHTS ACQUIRED WITH THE DRAFT RIGHTS TO THE 56TH OVERALL PICK RAY SPALDING FROM PHILADELPHIA IN EXCHANGE FOR THE DRAFT RIGHTS TO THE 54TH OVERALL SELECTION SHAKE MILTON • WAIVED 7/19/19

YEAR	GP-GS	MIN	AVG	FGM-FGA	PCT	FTM-FTA	PCT	- REBOUNDS -			AVG	AST	PF-D	STL	TO	BLK	PTS	AVG	HI
								OFF	DEF	TOT									
18-19	2-0	11	5.3	0-3	.000	2-4	.500	0	1	1	0.5	0	0-0	2	1	0	2	1.0	1

Three-point FG: None Attempted.

ARMSTRONG, DARRELL #10

6-1 GUARD • FAYETTEVILLE STATE • BORN 6/22/68 • TRADED BY NEW ORLEANS TO DALLAS FOR DAN DICKAU AND A 2005 SECOND-ROUND PICK 12/3/04 • TRADED TO INDIANA WITH RAWLE MARSHALL AND JOSH POWELL FOR ANTHONY JOHNSON 6/24/06

YEAR	GP-GS	MIN	AVG	FGM-FGA	PCT	FTM-FTA	PCT	- REBOUNDS -			AVG	AST	PF-D	STL	TO	BLK	PTS	AVG	HI
								OFF	DEF	TOT									
04-05	52-7	576	11.1	36-118	.305	39-47	.830	19	48	67	2.2	113	62-1	30	39	6	122	2.3	7
05-06	62-2	622	10.0	43-128	.336	33-42	.786	18	63	81	1.4	86	71-0	27	58	3	130	2.1	12
TOT	114-9	1198	10.5	79-246	.321	72-89	.809	37	111	148	1.7	199	133-1	57	97	9	252	2.2	12

Three-point FG: '04-05, 11-41 (.268); '05-06, 11-48 (.229). Total, 22-89 (.247)

NBA PLAYOFF STATISTICS

YEAR	GP-GS	MIN	AVG	FGM-FGA	PCT	FTM-FTA	PCT	OFF	DEF	TOT	AVG	AST	PF-D	STL	TO	BLK	PTS	AVG	HI
04-05	9-0	66	7.3	8-16	.500	0-0	.000	3	1	4	1.0	9	9-0	3	2	2	18	2.0	9
05-06	11-0	47	4.3	3-15	.200	2-2	1.000	1	6	7	0.2	2	9-0	3	1	1	8	0.7	2
TOT	20-0	113	5.7	11-31	.355	2-2	1.000	4	7	11	0.6	11	18-0	6	3	3	26	1.3	9

Three-point FG: 2005, 2-8 (.250); 2006, 0-7 (.000). Total, 2-15 (.133)

AZUBUIKE, KELENN #4

6-5 GUARD/FORWARD • KENTUCKY • BORN 12/16/83 • FREE AGENT SIGNEE 3/23/12 • TRADED TO CLEVELAND WITH THE DRAFT RIGHTS TO TYLER ZELLER (17TH OVERALL PICK) IN EXCHANGE FOR THE DRAFT RIGHTS TO JARED CUNNINGHAM (24TH OVERALL PICK), BERNARD JAMES (33RD OVERALL SELECTION) AND JAE CROWDER (34TH OVERALL PICK) 6/28/12

YEAR	GP-GS	MIN	AVG	FGM-FGA	PCT	FTM-FTA	PCT	- REBOUNDS -			AVG	AST	PF-D	STL	TO	BLK	PTS	AVG	HI
								OFF	DEF	TOT									
11-12	3-0	18	2.3	3-8	.375	0-0	---	0	0	0	0.0	0	1-0	1	4	0	7	2.3	7

Three-point FG: 1-3 (.333)

NBA PLAYOFF STATISTICS

YEAR	GP-GS	MIN	AVG	FGM-FGA	PCT	FTM-FTA	PCT	OFF	DEF	TOT	AVG	AST	PF-D	STL	TO	BLK	PTS	AVG	HI
11-12	1-0	5	3.0	1-3	.333	0-0	---	1	0	1	1.0	0	0-0	1	1	0	3	3.0	3

Three-point FG: 1-1 (1.000)

BARDO, STEPHEN #23

6-5 GUARD • ILLINOIS '90 • BORN 4/5/68 • FREE AGENT SIGNEE 10/7/92 • WAIVED 1/6/93

YEAR	GP-GS	MIN	AVG	FGM-FGA	PCT	FTM-FTA	PCT	- REBOUNDS -			AVG	AST	PF-D	STL	TO	BLK	PTS	AVG	HI
								OFF	DEF	TOT									
92-93	23-0	175	7.6	19-62	.306	12-17	.706	10	27	37	1.6	29	28-0	8	17	3	51	2.2	6

Three-point FG: 1-6 (.167)



**BAREA, JOSE JUAN #11 (2006-10), #5 (2014-20)**

5-10 GUARD • NORTHEASTERN • BORN 2/27/83 • ROOKIE FREE AGENT SIGNEE 8/11/06 • RE-SIGNED 7/9/08 • COMPLETED CONTRACT 6/30/11 • RETURNED TO DALLAS AS FREE AGENT SIGNEE 10/29/14 • RE-SIGNED 7/16/15 • RE-SIGNED 8/19/19 • RE-SIGNED 12/1/20 • WAIVED 12/10/20S

YEAR	GP-GS	MIN	AVG	FGM-FGA	PCT	FTM-FTA	PCT	- REBOUNDS -			AVG	AST	PF-D	STL	TO	BLK	PTS	AVG	HI
								OFF	DEF	TOT									
06-07	33-1	191	5.8	28-78	.359	16-24	.667	7	18	25	0.8	24	19-0	1	14	1	78	2.4	16
07-08	44-9	460	10.5	71-170	.418	28-35	.800	4	43	47	1.1	58	48-0	14	35	1	191	4.3	25
08-09	79-15	1600	20.3	246-557	.442	70-93	.753	36	141	177	2.2	269	121-1	37	105	5	617	7.8	26
09-10	78-18	1546	19.8	232-527	.440	76-90	.844	17	129	146	1.9	258	119-1	35	102	6	596	7.6	23
10-11	81-2	1669	20.6	285-649	.439	133-157	.847	29	130	159	2.0	317	136-1	30	136	1	769	9.5	29
14-15	77-10	1362	17.7	225-536	.420	76-94	.809	23	111	134	1.7	263	104-0	33	70	1	580	7.5	22
15-16	74-16	1667	22.5	317-711	.446	74-96	.771	26	126	152	2.1	302	110-0	26	113	2	808	10.9	32
16-17	35-6	771	22.0	142-343	.414	44-51	.863	9	75	84	2.4	193	30-0	14	63	1	381	10.9	17
17-18	69-11	1603	23.2	303-690	.439	80-102	.784	15	186	201	2.9	434	83-0	35	143	3	801	11.6	23
18-19	38-0	752	19.8	161-385	.418	55-78	.705	13	82	95	2.5	211	50-0	22	72	1	415	10.9	23
19-20	29-6	450	15.5	85-207	.411	20-22	.909	10	43	53	1.8	112	27-0	5	38	2	222	7.7	24
TOT	637-93	12071	18.9	2095-4853	.424	672-842	.798	189	1084	1273	2.0	2441	847-3	252	891	24	5458	8.6	32

Three-point FG: '06-07, 6-21 (.286); '07-08, 21-54 (.389); '08-09, 55-154 (.357); '09-10, 56-157 (.357); '10-11, 66-189 (.349); '14-15, 54-167 (.323); '15-16, 100-260 (.385); '16-17, 53-148 (.358); '17-18, 115-313 (.367); '18-19, 38-128 (.297). Total, 596-1676 (.356)

YEAR	GP-GS	MIN	AVG	FGM-FGA	PCT	FTM-FTA	PCT	NBA PLAYOFF STATISTICS			AVG	AST	PF-D	STL	TO	BLK	PTS	AVG	HI
								OFF	DEF	TOT									
06-07	2-0	4	2.0	0-0	—	0-2	.000	0	0	0	0.0	0	0-0	0	0	0	0.0	0	
07-08	1-0	5	5.0	3-4	.750	0-0	—	0	0	0	0.0	1	1-0	0	0	0	8	8.0	8
08-09	10-4	221	22.1	31-71	.437	9-13	.692	3	17	20	2.0	34	13-0	3	6	0	76	7.6	13
09-10	6-0	105	17.5	15-37	.405	1-3	.333	4	8	12	2.0	15	13-1	2	10	1	35	5.8	14
09-10	21-3	390	18.6	72-172	.419	27-34	.794	8	31	39	1.9	71	28-0	6	23	0	187	8.9	22
14-15	5-2	154	30.8	25-57	.439	5-6	.833	5	19	24	4.8	37	17-0	4	14	0	59	11.8	17
15-16	4-2	100	25.0	11-34	.324	2-2	1.000	0	6	6	1.5	20	8-0	0	11	0	25	6.3	15
19-20	1-0	5	5.0	0-1	.000	0-3	1.000	0	0	0	0.0	0	1-0	0	1	0	3	3.0	3
TOT	50-11	984	19.7	157-376	.418	47-63	.746	20	81	101	2.0	178	81-1	15	65	1	393	7.9	22

Three-point FG: '06-07, None Attempted; '07-08, 2-2 (1.000); '08-09, 5-16 (.313); '09-10, 4-10 (.400); '10-11, 16-50 (.320); '14-15, 4-16 (.250); '15-16, 1-8 (.125); '19-20, None Attempted. Total, 32-102 (.314)

BARNES, HARRISON #40

6-8 FORWARD • NORTH CAROLINA • BORN 7/6/90 • FREE AGENT SIGNEE 7/8/16 • TRADED TO SACRAMENTO IN EXCHANGE FOR JUSTIN JACKSON AND ZACH RANDOLPH 2/7/19

YEAR	GP-GS	MIN	AVG	FGM-FGA	PCT	FTM-FTA	PCT	- REBOUNDS -			AVG	AST	PF-D	STL	TO	BLK	PTS	AVG	HI
								OFF	DEF	TOT									
16-17	79-79	2804	35.5	599-1280	.468	242-281	.861	93	301	394	5.0	116	128-0	65	102	15	1518	19.2	34
17-18	77-77	2635	34.2	537-1208	.445	259-313	.827	77	391	468	6.1	152	94-0	49	118	14	1452	18.9	31
18-19	49-49	1584	32.3	290-717	.404	165-198	.833	36	171	207	4.2	62	79-0	33	68	11	866	17.7	30
TOT	205-205	7021	34.2	1426-3205	.445	666-792	.841	206	863	1069	5.2	330	301-0	147	288	40	3836	18.7	34

Three-point FG: '16-17, 78-222 (.351); '17-18, 119-333 (.357); '18-19, 121-311 (.389). Total, 318-866 (.367)

BEAUBOIS, RODRIGUE #3

6-2 GUARD • GUADELOUPE • BORN 2/24/88 • ACQUIRED WITH A SECOND-ROUND PICK FROM OKLAHOMA CITY IN EXCHANGE FOR B.J. MULLENS • COMPLETED CONTRACT 6/30/13

YEAR	GP-GS	MIN	AVG	FGM-FGA	PCT	FTM-FTA	PCT	- REBOUNDS -			AVG	AST	PF-D	STL	TO	BLK	PTS	AVG	HI
								OFF	DEF	TOT									
09-10	56-16	702	12.5	155-299	.518	42-52	.808	12	66	78	1.4	74	84-1	29	54	12	397	7.1	40
10-11	28-26	498	17.8	94-223	.422	23-30	.767	7	45	52	1.9	64	76-0	20	47	8	236	8.4	18
11-12	53-12	1152	21.7	188-445	.422	58-69	.841	19	132	151	2.8	152	98-0	56	70	28	472	8.9	25
12-13	45-0	553	12.3	65-176	.369	30-38	.789	9	48	57	1.3	84	54-0	19	33	4	181	4.0	19
TOT	182-54	2905	16.0	502-1143	.439	153-189	.810	47	291	338	1.9	374	312-1	124	204	52	1286	7.1	40

Three-point FG: '09-10, 45-110 (.409); '10-11, 25-83 (.301); '11-12, 38-132 (.288); '12-13, 21-72 (.292). Total, 129-397 (.325)

YEAR	GP-GS	MIN	AVG	FGM-FGA	PCT	FTM-FTA	PCT	NBA PLAYOFF STATISTICS			AVG	AST	PF-D	STL	TO	BLK	PTS	AVG	HI
								OFF	DEF	TOT									
09-10	4-0	31	7.8	9-19	.474	1-3	.333	2	4	6	1.5	4	5-0	0	3	0	21	5.3	16
11-12	2-0	12	6.0	0-2	.000	0-0	—	0	1	1	0.5	2	1-0	0	1	0	0	0.0	0
TOT	6-0	43	7.2	9-21	.429	1-3	.333	2	5	7	1.2	6	6-0	0	4	0	21	3.5	16

Three-point FG: 2010, 2-6 (.474); 2012, 0-1 (.000). Total, 2-7 (.286)

BELL, CHARLIE #3

6-3 GUARD • MICHIGAN STATE '01 • BORN 3/12/79 • FREE AGENT SIGNEE 1/12/02 • WAIVED 2/21/02

YEAR	GP-GS	MIN	AVG	FGM-FGA	PCT	FTM-FTA	PCT	- REBOUNDS -			AVG	AST	PF-D	STL	TO	BLK	PTS	AVG	HI
								OFF	DEF	TOT									
01-02	2-0	2	1.0	0-0	.000	0-0	.000	0	1	1	0.5	0	0-0	0	0	0	0.0	0	

Three-point FG: None Attempted.

BELL, RAJA #11

6-5 GUARD • FLORIDA INTERNATIONAL '99 • BORN 9/19/76 • FREE AGENT SIGNEE 10/1/02 • COMPLETED CONTRACT 6/30/03

YEAR	GP-GS	MIN	AVG	FGM-FGA	PCT	FTM-FTA	PCT	- REBOUNDS -			AVG	AST	PF-D	STL	TO	BLK	PTS	AVG	HI
								OFF	DEF	TOT									
02-03	75-32	1173	15.6	93-211	.411	23-34	.676	47	98	145	1.9	57	134-1	52	43	8	230	3.1	13

Three-point FG: 3-10 (.300)

YEAR	GP-GS	MIN	AVG	FGM-FGA	PCT	FTM-FTA	PCT	NBA PLAYOFF STATISTICS			AVG	AST	PF-D	STL	TO	BLK	PTS	AVG	HI
								OFF	DEF	TOT									
02-03	17-7	305	17.9	40-73	.548	11-20	.550	13	38	51	3.0	27	41-0	5	6	0	97	5.7	16

Three-point FG: 6-13 (.462)



**BENTIL, BEN #42**

6-9 FORWARD • PROVIDENCE • BORN 3/25/95 • SIGNED TO A 10-DAY CONTRACT 2/26/17 • COMPLETED 10-DAY CONTRACT 3/7/17

YEAR	GP-GS	MIN	AVG	FGM-FGA	PCT	FTM-FTA	PCT	- REBOUNDS -			AVG	AST	PF-D	STL	TO	BLK	PTS	AVG	HI
								OFF	DEF	TOT									
16-17	3-0	10	3.3	0-3	.000	0-0	--	0	2	2	0.7	0	1-0	0	1	0	0	0.0	0

Three-point FG: 0-1 (.000)

BEST, TRAVIS #3

5-11 GUARD • GEORGIA TECH '95 • BORN 7/12/72 • FREE AGENT SIGNEE 8/22/03 • COMPLETED CONTRACT 5/1/04

YEAR	GP-GS	MIN	AVG	FGM-FGA	PCT	FTM-FTA	PCT	- REBOUNDS -			AVG	AST	PF-D	STL	TO	BLK	PTS	AVG	HI
								OFF	DEF	TOT									
03-04	61-1	762	12.5	64-172	.372	40-46	.870	17	51	68	1.1	112	66-0	31	33	4	171	2.8	13

Three-point FG: 3-20 (.150)

BEY, TYLER #2

6-7 FORWARD • COLORADO • BORN 2/10/98 • SIGNED TO A TWO-WAY CONTRACT 11/30/20

YEAR	GP-GS	MIN	AVG	FGM-FGA	PCT	FTM-FTA	PCT	- REBOUNDS -			AVG	AST	PF-D	STL	TO	BLK	PTS	AVG	HI
								OFF	DEF	TOT									
20-21	10-0	71	3.9	7-22	.318	3-5	.600	8	11	19	1.1	3	6-0	0	3	1	18	1.0	6

Three-point FG: 1-4 (.250)

BLAB, UWE #33

7-1 CENTER • D-1985 1ST RND (17TH OVERALL) • INDIANA '85 • BORN 3/26/62 • COMPLETED CONTRACT 4/89

YEAR	GP-GS	MIN	AVG	FGM-FGA	PCT	FTM-FTA	PCT	- REBOUNDS -			AVG	AST	PF-D	STL	TO	BLK	PTS	AVG	HI
								OFF	DEF	TOT									
85-86	48-0	409	8.5	44-94	.468	36-67	.537	25	66	91	1.9	17	65-0	3	28	12	124	2.6	14
86-87	30-0	160	5.3	20-51	.392	13-28	.464	11	25	36	1.2	13	33-0	4	15	9	53	1.8	7
87-88	73-1	658	9.0	58-132	.439	46-65	.708	52	82	134	1.8	35	108-1	8	49	29	162	2.2	12
88-89	37-0	208	5.6	24-52	.462	20-25	.800	11	33	44	1.2	12	36-0	3	14	13	68	1.8	10
TOT	188-1	1435	7.6	146-329	.444	115-185	.622	99	206	305	1.6	77	242-1	18	106	63	407	2.2	14

Three-point FG: None Attempted.

NBA PLAYOFF STATISTICS

YEAR	GP-GS	MIN	AVG	FGM-FGA	PCT	FTM-FTA	PCT	- REBOUNDS -			AVG	AST	PF-D	STL	TO	BLK	PTS	AVG	HI
								OFF	DEF	TOT									
85-86	1-0	6	6.0	2-3	.667	0-0	--	0	1	1	1.0	0	1-0	0	0	4	4.0	4	
86-87	1-0	10	10.0	1-1	1.000	1-4	.250	1	2	3	3.0	0	4-0	1	2	1	3	3.0	3
87-88	3-0	8	2.7	0-2	.000	2-2	1.000	1	0	1	0.3	1	1-0	0	1	0	2	0.7	2
TOT	5-0	24	4.8	3-6	.500	3-6	.500	2	3	5	1.0	1	6-0	1	3	1	9	1.8	4

Three-point FG: None Attempted.

BLACKMAN, ROLANDO #22

6-6 GUARD • D-1981 1ST RND (9TH OVERALL) • KANSAS STATE '81 • BORN 2/26/59 • TRADED TO NEW YORK FOR 1995 FIRST-ROUND CHOICE 6/24/92

YEAR	GP-GS	MIN	AVG	FGM-FGA	PCT	FTM-FTA	PCT	- REBOUNDS -			AVG	AST	PF-D	STL	TO	BLK	PTS	AVG	HI
								OFF	DEF	TOT									
81-82	82-16	1979	24.1	439-855	.513	212-276	.768	97	157	254	3.1	105	122-0	46	113	30	1091	13.3	27
82-83	75-62	2349	31.3	513-1042	.492	297-381	.780	108	185	293	3.9	185	116-0	37	118	29	1326	17.7	38
83-84	81-81	3025	37.3	721-1320	.546	372-458	.812	124	249	373	4.6	288	127-0	56	169	37	1815	22.4	43
84-85	81-80	2834	35.0	625-1230	.508	342-413	.828	107	193	300	3.7	289	96-0	61	162	16	1598	19.7	36
85-86	82-81	2787	34.0	677-1318	.514	404-483	.836	88	203	291	3.5	271	138-0	79	189	25	1762	21.5	46
86-87	80-80	2758	34.5	626-1264	.495	419-474	.884	96	182	278	3.5	266	142-0	64	174	21	1676	21.0	41
87-88	71-69	2580	36.3	497-1050	.473	331-379	.873	82	164	246	3.5	262	112-0	64	144	18	1325	18.7	32
88-89	78-78	2946	37.8	594-1249	.476	316-370	.854	70	203	273	3.5	288	137-0	65	165	20	1534	19.7	37
89-90	80-80	2934	36.7	626-1256	.498	287-340	.844	88	192	280	3.5	289	128-0	77	174	21	1552	19.4	35
90-91	80-80	2965	37.1	634-1316	.482	282-326	.865	63	193	256	3.2	301	153-0	69	159	19	1590	19.9	37
91-92	75-74	2527	33.7	535-1161	.461	239-266	.898	78	161	239	3.2	204	134-0	50	153	22	1374	18.3	31
TOT	865-781	29684	34.3	6487-13061	.497	3501-4166	.840	1001	2082	3083	3.6	2748	1405-0	668	1720	258	16643	19.2	46

Three-point FG: '81-82, 1-4 (.250); '82-83, 3-15 (.200); '83-84, 0-1 (.000); '84-85, 6-20 (.300); '85-86, 4-29 (.138); '86-87, 5-15 (.333); '87-88, 0-5 (.000); '88-89, 30-85 (.353); '89-90, 13-43 (.302); '90-91, 40-114 (.351); '91-92, 65-169 (.385). Total, 168-510 (.329)

NBA PLAYOFF STATISTICS

YEAR	GP-GS	MIN	AVG	FGM-FGA	PCT	FTM-FTA	PCT	- REBOUNDS -			AVG	AST	PF-D	STL	TO	BLK	PTS	AVG	HI
								OFF	DEF	TOT									
83-84	10-10	397	39.7	93-175	.531	53-63	.841	15	26	41	4.1	40	15-0	6	24	4	239	23.9	31
84-85	4-4	169	42.3	47-92	.511	36-38	.947	11	15	26	6.5	19	8-0	2	14	2	131	32.8	43
85-86	10-10	371	37.1	83-167	.497	42-53	.792	15	20	35	3.5	32	26-1	8	20	1	208	20.8	28
86-87	4-4	153	38.3	36-73	.493	22-24	.917	4	10	14	3.5	17	7-0	2	8	0	94	23.5	27
87-88	17-17	672	39.5	126-261	.483	55-62	.887	26	29	55	3.2	77	28-0	15	25	3	307	18.1	31
89-90	3-3	127	42.3	24-54	.444	10-10	1.000	2	7	9	3.0	13	7-0	6	13	2	60	20.0	23
TOT	48-48	1889	39.4	409-822	.498	218-250	.872	73	107	180	3.8	198	91-1	39	104	12	1039	21.6	43

Three-point FG: '83-84, 0-0 (.000); '84-85, 1-2 (.500); '85-86, 0-1 (.000); '86-87, 0-1 (.000); '87-88, 0-3 (.000); '89-90, 2-5 (.400); Total, 3-12 (.250)

NBA ALL-STAR STATISTICS

YEAR	SITE	GP-GS	MIN	FGM-FGA	PCT	FTM-FTA	PCT	- REBOUNDS -			AVG	AST	PF-D	STL	TO	BLK	PTS	AVG
								OFF	DEF	TOT								
1985	IND	1-0	23	7-14	.500	1-2	.500	1	2	3	2	1-0	1	0	1	15	15.0	
1986	DAL	1-0	22	6-11	.545	0-0	--	1	3	4	8	1-0	2	1	1	12	12.0	
1987	SEA	1-0	22	9-15	.600	11-13	.846	1	3	4	1	2-0	0	2	0	29	29.0	
1990	MIA	1-0	21	7-9	.778	1-1	1.000	1	1	2	2	1-0	2	2	0	15	15.0	
TOT		4-0	88	29-49	.592	13-16	.813	4	9	13	13	5-0	5	5	2	71	17.8	

Three-point FG: None Attempted.



**BLAIR, DEJUAN #45**

6-7 CENTER/FORWARD • PITTSBURGH • BORN 4/22/89 • FREE AGENT SIGNEE 8/7/13 • TRADED TO WASHINGTON AS PART OF A SIGN-AND-TRADE DEAL IN EXCHANGE FOR THE RIGHTS TO EMIR PRELDZIC 7/16/14

YEAR	GP-GS	MIN	AVG	FGM-FGA	PCT	FTM-FTA	PCT	- REBOUNDS -			AVG	AST	PF-D	STL	TO	BLK	PTS	AVG	HI
								OFF	DEF	TOT									
13-14	78-13	1214	15.6	210-393	.534	77-121	.636	139	229	368	4.7	70	192-1	60	77	21	497	6.4	18

THREE-POINT FG: 0-2 (.000)

YEAR	GP-GS	MIN	AVG	FGM-FGA	PCT	FTM-FTA	PCT	NBA PLAYOFF STATISTICS			AVG	AST	PF-D	STL	TO	BLK	PTS	AVG	HI
								OFF	DEF	TOT									
13-14	6-0	81	13.4	16-27	.593	8-13	.615	14	23	37	6.2	1	14-0	12	5	0	40	6.7	12

Three-point FG: None Attempted.

BOGUT, ANDREW #6

7-0 CENTER • UTAH • BORN 11/28/84 • ACQUIRED WITH A FUTURE SECOND-ROUND PICK FROM GOLDEN STATE FOR A FUTURE CONDITIONAL SECOND-ROUND PICK 7/7/16 • TRADED WITH JUSTIN ANDERSON AND A 2017 PROTECTED FIRST-ROUND PICK TO PHILADELPHIA FOR NERLENS NOEL 2/23/17

YEAR	GP-GS	MIN	AVG	FGM-FGA	PCT	FTM-FTA	PCT	- REBOUNDS -			AVG	AST	PF-D	STL	TO	BLK	PTS	AVG	HI
								OFF	DEF	TOT									
16-17	26-21	582	22.4	38-81	.469	3-11	.273	56	162	218	8.4	49	84-2	13	43	25	79	3.0	8

Three-point FG: 0-1 (.000)

BOND, WALTER #40

6-5 GUARD • MINNESOTA '91 • BORN 2/1/69 • FREE AGENT SIGNEE 10/7/92 • COMPLETED CONTRACT 4/93

YEAR	GP-GS	MIN	AVG	FGM-FGA	PCT	FTM-FTA	PCT	- REBOUNDS -			AVG	AST	PF-D	STL	TO	BLK	PTS	AVG	HI
								OFF	DEF	TOT									
92-93	74-38	1578	21.3	227-565	.402	129-167	.772	52	144	196	2.6	122	223-3	75	112	18	590	8.0	25

Three-point FG: 7-42 (.167)

BOOTH, CALVIN #52

6-11 CENTER • PENN STATE '99 • BORN 5/7/76 • ACQUIRED FROM WASHINGTON WITH JUWAN HOWARD AND OBINNA EKEZIE FOR CHRISTIAN LAETTNER, LOY VAUGHT, ETAN THOMAS, HUBERT DAVIS, COURTNEY ALEXANDER AND CASH 2/22/01 • CONTRACT COMPLETE 5/01 • ACQUIRED FROM SEATTLE FOR DANNY FORTSON 7/26/04 • TRADED TO MILWAUKEE WITH ALAN HENDERSON FOR KEITH VAN HORN 2/24/05

YEAR	GP-GS	MIN	AVG	FGM-FGA	PCT	FTM-FTA	PCT	- REBOUNDS -			AVG	AST	PF-D	STL	TO	BLK	PTS	AVG	HI
								OFF	DEF	TOT									
00-01	15-7	293	19.5	46-84	.548	20-33	.606	24	48	72	4.8	19	55-0	12	17	30	112	7.5	12
04-05	34-1	262	7.7	34-79	.430	14-16	.875	16	42	58	1.7	4	55-0	11	8	16	82	2.4	10
TOT	49-8	555	11.3	80-163	.491	34-49	.694	40	130	130	2.7	23	110-0	23	25	46	194	4.0	12

THREE-POINT FG: '00-01, NONE ATTEMPTED; '04-05, 0-1 (.000). TOTAL, 0-1 (.000)

YEAR	GP-GS	MIN	AVG	FGM-FGA	PCT	FTM-FTA	PCT	NBA PLAYOFF STATISTICS			AVG	AST	PF-D	STL	TO	BLK	PTS	AVG	HI
								OFF	DEF	TOT									
2001	10-0	137	13.7	15-37	.405	8-9	.889	16	12	28	2.8	2	29-0	7	4	6	38	3.8	16

Three-point FG: None Attempted.

BOYNES, WINFORD #6

6-7 GUARD • DISPERSAL CHOICE FROM NEW JERSEY • SAN FRANCISCO '79 • BORN 5/17/57 • WAIVED 2/19/81

YEAR	GP-GS	MIN	AVG	FGM-FGA	PCT	FTM-FTA	PCT	- REBOUNDS -			AVG	AST	PF-D	STL	TO	BLK	PTS	AVG	HI
								OFF	DEF	TOT									
80-81	44-17	757	17.2	121-313	.387	45-55	.818	24	51	75	1.7	37	79-1	23	69	16	287	6.5	22

Three-point FG: None Attempted.



**BRADLEY, SHAWN #44**

7-6 CENTER • BRIGHAM YOUNG '95 • BORN 3/22/72 • ACQUIRED FROM NEW JERSEY WITH ED O'BANNON, ROBERT PACK AND KHALID REEVES FOR SAM CASSELL, CHRIS GATLING, JIM JACKSON, GEORGE MCCLOUD AND ERIC MONTROSS 2/17/97 • WAIVED 9/18/05

YEAR	GP-GS	MIN	AVG	FGM-FGA	PCT	FTM-FTA	- REBOUNDS -							PF-D	STL	TO	BLK	PTS	AVG	HI
							PCT	OFF	DEF	TOT	AVG	AST								
96-97	33-32	1060	32.1	207-449	.461	68-106	.642	103	183	286	8.7	32	115-3	17	70	88	482	14.6	32	
97-98	64-46	1822	28.5	300-711	.422	130-180	.722	164	354	518	8.1	60	214-9	51	96	214	731	11.4	26	
98-99	49-33	1294	26.4	167-348	.480	86-115	.748	130	262	392	8.0	40	153-2	35	56	159	420	8.6	20	
99-00	77-54	1901	24.7	266-555	.479	114-149	.765	160	337	497	6.5	60	260-7	71	74	190	647	8.4	26	
00-01	82-35	2001	24.4	219-447	.490	140-178	.787	160	448	608	7.4	38	256-6	36	88	228	579	7.1	22	
01-02	53-16	757	14.3	78-163	.479	59-64	.922	53	123	176	3.3	20	128-3	28	25	64	215	4.1	15	
02-03	81-39	1731	21.4	201-375	.536	141-175	.806	151	325	476	5.9	54	242-5	65	67	170	543	6.7	16	
03-04	66-5	773	11.7	89-188	.473	41-49	.837	72	101	173	2.6	20	130-1	33	17	74	219	3.3	13	
04-05	77-14	882	11.5	84-186	.452	43-63	.683	70	144	214	2.8	15	153-1	25	33	63	211	2.7	15	
TOT	582-274	12221	21.0	1611-3422	.471	822-1079	.762	1063	2277	3340	5.7	339	1651-37	361	526	1250	4047	7.0	32	

THREE-POINT FG: '96-97, 0-3 (.000); '97-98, 1-3 (.333); '98-99, 0-4 (.000); '99-00, 1-5 (.200); '00-01, 1-6 (.167); '01-02, 0-1 (.000); '02-03, 0-1 (.000); '03-04, 0-1 (.000). TOTAL, 3-24 (.125)

NBA PLAYOFF STATISTICS

YEAR	GP-GS	MIN	AVG	FGM-FGA	PCT	FTM-FTA	- REBOUNDS -							PF-D	STL	TO	BLK	PTS	AVG	HI
							PCT	OFF	DEF	TOT	AVG	AST								
00-01	10-10	256	25.6	27-51	.529	10-13	.769	24	47	71	7.1	5	37-1	4	10	30	64	6.4	10	
01-02	7-0	25	3.6	3-6	.500	0-0	.000	1	4	5	0.7	0	9-0	0	1	1	6	0.9	2	
02-03	17-7	246	14.5	20-50	.400	9-12	.750	23	42	65	3.8	5	48-2	3	15	14	49	2.9	7	
03-04	2-0	3	1.5	0-0	.000	0-0	.000	0	0	0	0.0	0	1-0	0	0	0	0	0.0	0	
04-05	7-0	27	3.9	4-6	.667	1-2	.500	4	2	6	0.9	0	7-0	0	0	2	9	1.3	5	
TOT	43-17	557	13.0	54-113	.478	21-27	.778	52	95	147	3.4	10	102-3	7	26	47	128	3.0	10	

Three-point FG: '02-03, 0-1 (.000). Total, 0-1 (.000)

BRAND, ELTON #42

6-9 FORWARD/CENTER • DUKE • BORN 3/11/79 • AWARDED TO DALLAS VIA AMNESTY WAIVER CLAIM 7/13/12 • COMPLETED CONTRACT 6/30/13

YEAR	GP-GS	MIN	AVG	FGM-FGA	PCT	FTM-FTA	- REBOUNDS -							PF-D	STL	TO	BLK	PTS	AVG	HI
							PCT	OFF	DEF	TOT	AVG	AST								
12-13	72-18	1527	21.2	226-478	.473	66-93	.710	130	300	430	6.0	70	192-0	50	57	90	518	7.2	20	

Three-point FG: 0-1 (.000)

BREWER, COREY #13

6-9 FORWARD • FLORIDA • BORN 3/5/86 • FREE AGENT SIGNEE 3/3/11 • TRADED TO DENVER ALONG WITH RUDY FERNANDEZ FOR A SECOND-ROUND DRAFT PICK IN 2016 12/13/11

YEAR	GP-GS	MIN	AVG	FGM-FGA	PCT	FTM-FTA	- REBOUNDS -							PF-D	STL	TO	BLK	PTS	AVG	HI
							PCT	OFF	DEF	TOT	AVG	AST								
10-11	13-2	148	11.4	25-51	.490	15-21	.714	12	11	23	1.8	12	25-0	11	10	2	69	5.3	20	

Three-point FG: 4-13 (.308)

NBA PLAYOFF STATISTICS

YEAR	GP-GS	MIN	AVG	FGM-FGA	PCT	FTM-FTA	- REBOUNDS -							PF-D	STL	TO	BLK	PTS	AVG	HI
							PCT	OFF	DEF	TOT	AVG	AST								
10-11	6-0	23	3.8	4-9	.444	0-0	.000	0	2	2	0.3	1	5-0	4	2	0	9	1.5	5	

Three-point FG: 1-3 (.333)

BRISTOW, ALLAN #23

6-7 FORWARD • VIRGINIA TECH '73 • BORN 8/23/51 • ACQUIRED FROM UTAH WITH WAYNE COOPER FOR BILL ROBINZINE 8/20/81 • COMPLETED CONTRACT 4/83

YEAR	GP-GS	MIN	AVG	FGM-FGA	PCT	FTM-FTA	- REBOUNDS -							PF-D	STL	TO	BLK	PTS	AVG	HI
							PCT	OFF	DEF	TOT	AVG	AST								
81-82	82-54	2035	24.8	218-499	.437	134-164	.817	119	220	339	5.5	448	222-2	65	165	6	573	7.0	16	
82-83	37-0	371	10.0	44-99	.444	10-14	.714	24	35	59	1.9	70	46-0	6	31	1	104	2.8	10	

Three-point FG: '81-82, 3-18 (.167); '82-83, 6-13 (.462). Total, 9-31 (.290)

BROEKHOFF, RYAN #45

6-6 GUARD/FORWARD • VALPARAISO '13 • BORN 8/23/90 • FREE AGENT SIGNEE 8/6/18 • WAIVED 2/11/20

YEAR	GP-GS	MIN	AVG	FGM-FGA	PCT	FTM-FTA	- REBOUNDS -							PF-D	STL	TO	BLK	PTS	AVG	HI
							PCT	OFF	DEF	TOT	AVG	AST								
18-19	42-0	453	10.8	57-126	.452	15-19	.789	8	55	63	1.5	22	35-0	6	16	4	167	4.0	17	
19-20	17-1	180	10.6	22-59	.373	7-8	.875	5	38	43	2.5	11	15-0	5	6	4	71	4.2	9	
TOT	59-1	633	10.7	79-185	.427	22-27	.815	13	93	106	6.0	33	50-0	11	22	8	238	4.0	17	

Three-point FG: '18-19, 38-93 (.409); '19-20, 20-51 (.392). Total, 58-144 (.403)



**BROOKS, SCOTT #1**

5-11 GUARD • CAL-IRVINE '87 • BORN 7/31/65 • ACQUIRED FROM HOUSTON FOR MORLON WILEY AND THE MAVERICKS' 1995 SECOND-ROUND DRAFT PICK 2/23/95 • RIGHTS RENOUNCED 7/17/96

YEAR	GP-GS	MIN	AVG	FGM-FGA	PCT	FTM-FTA	PCT	- REBOUNDS -			AVG	AST	PF-D	STL	TO	BLK	PTS	AVG	HI
								OFF	DEF	TOT									
94-95	31-0	622	20.1	91-210	.433	46-58	.793	13	40	53	1.7	94	42-0	26	33	3	245	7.9	21
95-96	69-0	716	10.4	134-293	.457	59-69	.855	11	30	41	0.6	100	53-0	42	43	3	352	5.1	18
TOT	100-0	1338	13.4	225-503	.447	105-127	.827	24	70	94	0.9	194	95-0	68	76	6	597	6.0	21

Three-point FG: '94-95, 17-52 (.327); '95-96, 25-62 (.403). Total, 42-114 (.368)

BROWN, CHUCKY #6

6-8 FORWARD • NORTH CAROLINA STATE '89 • BORN 2/29/68 • FREE AGENT SIGNEE 11/11/93 • WAIVED 11/23/93

YEAR	GP-GS	MIN	AVG	FGM-FGA	PCT	FTM-FTA	PCT	- REBOUNDS -			AVG	AST	PF-D	STL	TO	BLK	PTS	AVG	HI
								OFF	DEF	TOT									
93-94	1-0	10	10.0	1-1	1.000	1-1	1.000	0	1	1	1.0	0	2-0	0	0	0	3	3.0	3

Three-point FG: None Attempted.

BRUSSINO, NICOLAS #9

6-8 GUARD/FORWARD • ARGENTINA • BORN 3/2/93 • FREE AGENT SIGNEE 7/15/16 • WAIVED 7/20/17

YEAR	GP-GS	MIN	AVG	FGM-FGA	PCT	FTM-FTA	PCT	- REBOUNDS -			AVG	AST	PF-D	STL	TO	BLK	PTS	AVG	HI
								OFF	DEF	TOT									
16-17	54-2	521	9.7	52-141	.369	17-22	.773	26	69	95	1.8	47	43-1	17	26	8	150	2.8	15

Three-point FG: 29-95 (.305)

BRYANT, MARK #2

6-9 FORWARD • SETON HALL '88 • BORN 4/25/65 • SIGNED AS A FREE AGENT 11/28/00 • COMPLETED CONTRACT 5/01

YEAR	GP-GS	MIN	AVG	FGM-FGA	PCT	FTM-FTA	PCT	- REBOUNDS -			AVG	AST	PF-D	STL	TO	BLK	PTS	AVG	HI
								OFF	DEF	TOT									
00-01	18-1	101	5.6	8-20	.400	3-5	.600	4	17	21	1.2	3	29-1	1	5	2	19	1.1	6

Three-point FG: None Attempted.

NBA PLAYOFF STATISTICS

YEAR	GP-GS	MIN	AVG	FGM-FGA	PCT	FTM-FTA	PCT	OFF	DEF	TOT	AVG	AST	PF-D	STL	TO	BLK	PTS	AVG	HI
00-01	4-0	34	8.5	1-2	.500	0-0	.000	3	3	6	1.5	0	6-1	1	1	0	2	0.5	2

Three-point FG: None Attempted.

BRYANT, WALLACE #55

7-0 CENTER • SAN FRANCISCO '82 • BORN 7/14/59 • ACQUIRED FROM CHICAGO FOR 1986 SECOND-ROUND CHOICE 9/14/84 • WAIVED 11/26/85

YEAR	GP-GS	MIN	AVG	FGM-FGA	PCT	FTM-FTA	PCT	- REBOUNDS -			AVG	AST	PF-D	STL	TO	BLK	PTS	AVG	HI
								OFF	DEF	TOT									
84-85	56-35	860	15.4	67-148	.453	30-44	.682	74	167	241	4.3	84	110-1	21	46	24	164	2.9	14
85-86	9-8	154	17.1	11-30	.367	6-11	.545	9	24	33	3.7	11	26-2	3	7	2	28	3.1	7
TOT	65-43	1014	15.6	78-178	.438	36-55	.655	83	191	274	4.2	95	136-3	24	53	26	192	3.0	14

Three-point FG: None Attempted.

NBA PLAYOFF STATISTICS

YEAR	GP-GS	MIN	AVG	FGM-FGA	PCT	FTM-FTA	PCT	OFF	DEF	TOT	AVG	AST	PF-D	STL	TO	BLK	PTS	AVG	HI
84-85	2-1	36	18.0	0-1	.000	2-2	1.000	1	6	7	3.5	1	5-0	1	2	1	2	1.0	2

Three-point FG: None Attempted.



**BUCKNER, GREG #21**

6-4 GUARD/FORWARD • D-1998 2ND ROUND (53RD OVERALL) • CLEMSON '98 • BORN 9/16/76 • COMPLETED CONTRACT 5/02 • SIGNED AS A FREE AGENT 7/13/06 • TRADED TO MINNESOTA FOR TRENTON HASSELL 9/28/07 • ACQUIRED FROM MEMPHIS FOR JERRY STACKHOUSE AND CASH CONSIDERATIONS, A SECOND-ROUND PICK AND CASH CONSIDERATIONS FROM TORONTO TO MEMPHIS, AND HEDO TURKOGLU FROM ORLANDO TO TORONTO FOR CASH CONSIDERATIONS FROM DALLAS AND TORONTO IN A DEAL THAT ALSO SENT KRIS HUMPHRIES, NATHAN JAWAI, SHAWN MARION AND CASH CONSIDERATIONS FROM TORONTO TO DALLAS FOR ANTOINE WRIGHT AND DEVEAN GEORGE 7/9/09 • WAIVED 9/14/09

YEAR	GP-GS	MIN	AVG	FGM-FGA	PCT	FTM-FTA	PCT	- REBOUNDS -			AVG	AST	PF-D	STL	TO	BLK	PTS	AVG	HI
								OFF	DEF	TOT									
99-00	48-1	923	19.2	111-223	.476	43-63	.683	56	118	174	3.6	55	148-1	38	36	20	275	5.7	25
00-01	37-9	820	22.2	84-192	.438	59-81	.728	60	96	157	4.2	49	118-2	33	27	9	229	6.2	15
01-02	44-16	885	20.1	104-198	.525	40-58	.690	67	106	173	3.9	48	124-1	31	27	19	253	5.8	18
06-07	76-11	1372	18.1	123-299	.411	27-34	.794	35	123	158	2.1	70	152-0	47	40	7	305	4.0	17
TOT	205-37	4000	19.5	422-912	.463	169-236	.716	218	443	661	3.2	222	276-4	149	130	55	1062	5.2	25

THREE-POINT FG: '99-00, 10-26 (.385); '00-01, 2-7 (.286); '01-02, 5-16 (.313); '06-07, 32-103 (.311). TOTAL, 49-152 (.322)

NBA PLAYOFF STATISTICS

YEAR	GP-GS	MIN	AVG	FGM-FGA	PCT	FTM-FTA	PCT	- REBOUNDS -			AVG	AST	PF-D	STL	TO	BLK	PTS	AVG	HI
								OFF	DEF	TOT									
00-01	5-0	75	15.0	11-23	.478	7-10	.700	8	13	21	4.2	3	12-0	5	2	0	30	6.0	14
01-02	7-0	105	15.0	12-25	.480	3-4	.750	13	13	26	3.7	4	15-0	3	3	1	27	3.9	8
06-07	6-0	44	7.3	0-7	.000	1-2	.500	2	4	6	1.0	2	7-0	2	2	1	1	0.2	1
TOT	18-0	242	13.4	23-55	.418	11-16	.688	23	30	53	2.9	8	34-0	10	7	2	58	3.2	14

Three-point FG: '00-01, 1-3 (.333); '01-02, 0-1 (.000); '06-07, 0-4 (.000). Total, 1-8 (.125)

BUTLER, CARON #4

6-7 FORWARD • CONNECTICUT • BORN 3/13/80 • ACQUIRED FROM WASHINGTON ALONG WITH BRENDAN HAYWOOD, DESHAWN STEVENSON AND CASH CONSIDERATIONS IN EXCHANGE FOR JOSH HOWARD, DREW GOODEN, QUINTON ROSS AND JAMES SINGLETON 2/13/10 • COMPLETED CONTRACT 6/30/11

YEAR	GP-GS	MIN	AVG	FGM-FGA	PCT	FTM-FTA	PCT	- REBOUNDS -			AVG	AST	PF-D	STL	TO	BLK	PTS	AVG	HI
								OFF	DEF	TOT									
09-10	27-27	930	34.4	157-357	.440	79-104	.760	36	109	145	5.4	49	67-0	48	47	9	410	15.2	27
10-11	29-29	867	29.9	170-378	.450	68-88	.773	22	96	118	4.1	46	59-0	28	49	8	436	15.0	30
TOT	56-56	1797	32.1	327-735	.449	147-192	.766	58	205	263	4.7	95	126-0	76	96	17	846	15.1	30

THREE-POINT FG: '09-10, 17-50 (.340); '10-11, 28-65 (.431); TOTAL, 45-115 (.391)

NBA PLAYOFF STATISTICS

YEAR	GP-GS	MIN	AVG	FGM-FGA	PCT	FTM-FTA	PCT	OFF	DEF	TOT	AVG	AST	PF-D	STL	TO	BLK	PTS	AVG	HI
09-10	6-6	202	33.7	43-99	.434	25-27	.926	3	32	35	5.8	8	16-0	9	15	5	118	19.7	35

Three-point FG: 7-23 (.304)

BYRNES, MARTY #45

6-7 FORWARD • DISPERSAL CHOICE FROM LOS ANGELES LAKERS • SYRACUSE '78 • BORN 4/30/56 • COMPLETED CONTRACT 3/81

YEAR	GP-GS	MIN	AVG	FGM-FGA	PCT	FTM-FTA	PCT	- REBOUNDS -			AVG	AST	PF-D	STL	TO	BLK	PTS	AVG	HI
								OFF	DEF	TOT									
80-81	72-18	1360	18.9	216-451	.479	120-157	.764	74	103	177	2.5	113	126-0	29	61	17	561	7.8	25

Three-point FG: 9-20 (.450)

CALDWELL, ADRIAN #51

6-9 FORWARD • LAMAR '89 • BORN 7/4/66 • FREE AGENT SIGNEE 10/21/97 • WAIVED 11/3/97

YEAR	GP-GS	MIN	AVG	FGM-FGA	PCT	FTM-FTA	PCT	- REBOUNDS -			AVG	AST	PF-D	STL	TO	BLK	PTS	AVG	HI
								OFF	DEF	TOT									
97-98	1-0	3	3.0	0-0	.000	0-0	.000	0	0	0	.000	0	0-0	0	0	0	0	0	0

Three-point FG: None Attempted.

CAMBRIDGE, DEXTER #30

6-7 FORWARD • TEXAS '92 • BORN 1/29/70 • FREE AGENT SIGNEE 8/24/92 • DECLINED TO EXERCISE OPTION 7/1/93

YEAR	GP-GS	MIN	AVG	FGM-FGA	PCT	FTM-FTA	PCT	- REBOUNDS -			AVG	AST	PF-D	STL	TO	BLK	PTS	AVG	HI
								OFF	DEF	TOT									
92-93	53-13	885	16.7	151-312	.484	68-99	.687	88	79	167	3.2	58	128-1	24	63	6	370	7.0	16

Three-point FG: 0-4 (.000)

CAMPBELL, TONY #19

6-7 FORWARD/GUARD • OHIO STATE '84 • BORN 5/7/62 • ACQUIRED FROM NEW YORK WITH 1997 FIRST-ROUND CHOICE FOR DEREK HARPER 1/6/94 • RIGHTS RENOUNCED 9/2/94

YEAR	GP-GS	MIN	AVG	FGM-FGA	PCT	FTM-FTA	PCT	- REBOUNDS -			AVG	AST	PF-D	STL	TO	BLK	PTS	AVG	HI
								OFF	DEF	TOT									
93-94	41-3	835	20.4	164-384	.427	64-83	.771	48	78	126	3.1	51	75-0	30	55	14	398	9.7	22

Three-point FG: 6-25 (.240)



**CARDINAL, BRIAN #35**

6-8 FORWARD • PURDUE • BORN 5/2/77 • FREE AGENT SIGNEE 9/26/10 • RE-SIGNED BY DALLAS 12/12/11 • COMPLETED CONTRACT 6/30/12

YEAR	GP-GS	MIN	AVG	FGM-FGA	PCT	FTM-FTA	- REBOUNDS -				AVG	AST	PF-D	STL	TO	BLK	PTS	AVG	HI
							PCT	OFF	DEF	TOT									
10-11	56-4	618	11.0	43-100	.430	17-18	.944	10	49	59	1.1	40	82-0	24	17	7	145	2.6	12
11-12	44-0	277	6.3	14-55	.255	5-6	.833	4	30	34	0.8	16	38-0	8	8	2	43	1.0	5
TOT	100-4	895	9.0	57-155	.368	22-24	.917	14	79	93	0.9	56	120-0	32	25	9	188	1.9	12

Three-point FG: '10-11, 42-87 (.483); '11-12, 10-49 (.204). Total, 52-136 (.382)

NBA PLAYOFF STATISTICS

YEAR	GP-GS	MIN	AVG	FGM-FGA	PCT	FTM-FTA	- REBOUNDS -				AVG	AST	PF-D	STL	TO	BLK	PTS	AVG	HI
							PCT	OFF	DEF	TOT									
10-11	9-0	37	4.1	3-4	.750	1-2	.500	0	3	3	0.3	2	8-0	1	3	0	10	1.1	4
11-12	2-0	9	4.5	1-2	.500	0-0	---	0	3	3	1.5	0	0-0	0	0	0	3	1.5	3
TOT	11-0	46	4.2	4-6	.667	1-2	.500	0	6	6	0.5	2	8-0	1	3	0	13	1.2	4

Three-point FG: '10-11, 3-4 (.750); '11-12, 1-1 (1.000). Total, 4-5 (.800)

CALDERON, JOSE #8

6-3 GUARD • SPAIN • BORN 9/28/81 • FREE AGENT SIGNEE 7/11/13 • TRADED TO NEW YORK WITH SAMUEL DALEMBERT, WAYNE ELLINGTON, SHANE LARKIN AND TWO SECOND ROUND PICKS IN EXCHANGE FOR TYSON CHANDLER AND RAYMOND FELTON 6/25/14

YEAR	GP-GS	MIN	AVG	FGM-FGA	PCT	FTM-FTA	- REBOUNDS -				AVG	AST	PF-D	STL	TO	BLK	PTS	AVG	HI
							PCT	OFF	DEF	TOT									
13-14	81-81	2468	30.5	341-748	.456	52-63	.825	29	163	192	2.4	377	136-0	69	103	11	925	11.4	23

Three-point FG: 191-425 (.449).

NBA PLAYOFF STATISTICS

YEAR	GP-GS	MIN	AVG	FGM-FGA	PCT	FTM-FTA	- REBOUNDS -				AVG	AST	PF-D	STL	TO	BLK	PTS	AVG	HI
							PCT	OFF	DEF	TOT									
13-14	7-7	191	27.3	30-65	.462	1-1	1.000	2	7	9	1.3	31	16-0	1	7	0	72	10.3	16

Three-point FG: 11-23 (.478).

CARR, AUSTIN #34

6-4 GUARD • DISPERSAL CHOICE FROM CLEVELAND • NOTRE DAME '71 • BORN 3/10/48 • TRADED TO WASHINGTON FOR FUTURE CONSIDERATIONS 11/6/80

YEAR	GP-GS	MIN	AVG	FGM-FGA	PCT	FTM-FTA	- REBOUNDS -				AVG	AST	PF-D	STL	TO	BLK	PTS	AVG	HI
							PCT	OFF	DEF	TOT									
80-81	8-0	77	9.6	7-28	.250	2-4	.500	4	5	9	1.1	9	10-0	1	9	0	16	2.0	5

Three-point FG: None Attempted.

CARROLL, MATT #13

6-6 GUARD • NOTRE DAME '03 • BORN 8/28/80 • ACQUIRED, ALONG WITH RYAN HOLLINS, FROM CHARLOTTE IN EXCHANGE FOR DESAGANA DIOP (1/16/09) • TRADED ALONG WITH ERICK DAMPIER AND EDUARDO NAJERA TO CHARLOTTE IN EXCHANGE FOR TYSON CHANDLER AND ALEXIS AJINCA

YEAR	GP-GS	MIN	AVG	FGM-FGA	PCT	FTM-FTA	- REBOUNDS -				AVG	AST	PF-D	STL	TO	BLK	PTS	AVG	HI
							PCT	OFF	DEF	TOT									
08-09	21-0	141	6.7	9-33	.273	6-6	1.000	2	12	14	0.7	3	14-0	3	7	1	25	1.2	6
09-10	25-0	121	4.8	18-50	.360	6-6	1.000	4	8	12	0.5	6	13-0	5	7	0	46	1.8	7
TOT	46-0	262	5.7	27-83	.325	12-12	1.000	6	20	26	0.6	9	27-0	8	14	1	71	1.5	7

Three-point FG: 08-09, 1-8 (.125); 09-10, 4-19 (.211). Total, 5-27 (.185)

NBA PLAYOFF STATISTICS

YEAR	GP-GS	MIN	AVG	FGM-FGA	PCT	FTM-FTA	- REBOUNDS -				AVG	AST	PF-D	STL	TO	BLK	PTS	AVG	HI
							PCT	OFF	DEF	TOT									
08-09	4-0	14	3.5	1-2	.500	0-0	---	0	2	2	0.5	0	1-0	0	1	0	2	0.5	2
09-10	1-0	5	5.0	1-1	1.000	0-0	---	0	1	1	1.0	0	0-0	0	0	0	2	2.0	2
TOT	5-0	19	3.8	2-3	.667	0-0	---	0	3	3	0.6	0	1-0	0	1	0	4	0.8	2

Three-point FG: None Attempted.

CARTER, VINCE #25

6-6 GUARD/FORWARD • NORTH CAROLINA • BORN 1/26/77 • FREE AGENT SIGNEE 12/12/11 • COMPLETED CONTRACT 6/30/14

YEAR	GP-GS	MIN	AVG	FGM-FGA	PCT	FTM-FTA	- REBOUNDS -				AVG	AST	PF-D	STL	TO	BLK	PTS	AVG	HI
							PCT	OFF	DEF	TOT									
11-12	61-40	1542	25.3	223-542	.411	95-115	.826	32	173	205	3.4	139	134-0	56	84	25	615	10.1	23
12-13	81-3	2087	25.8	372-855	.435	182-223	.816	58	276	334	4.1	194	226-1	74	106	44	1088	13.4	29
13-14	81-0	1973	24.4	330-811	.407	161-196	.821	67	217	284	3.5	212	209-1	61	108	35	967	11.9	23
TOT	223-43	5602	25.1	925-2208	.419	438-534	.820	157	666	823	3.7	545	569-2	191	298	104	2670	12.0	29

Three-point FG: 11-12, 74-205 (.361); 12-13, 162-399 (.406); 13-14, 146-371 (.394). Total, 382-975 (.392)

NBA PLAYOFF STATISTICS

YEAR	GP-GS	MIN	AVG	FGM-FGA	PCT	FTM-FTA	- REBOUNDS -				AVG	AST	PF-D	STL	TO	BLK	PTS	AVG	HI
							PCT	OFF	DEF	TOT									
11-12	4-0	107	26.8	12-41	.293	6-8	.750	5	17	22	5.5	1	11-0	5	6	2	33	8.3	13
13-14	7-0	190	27.2	31-68	.456	11-14	.786	7	18	25	3.6	17	12-0	3	6	2	88	12.6	28
TOT	11-0	297	27.0	43-109	.394	17-22	.773	12	35	47	4.3	18	23-0	8	12	4	121	11.0	28

Three-point FG: 11-12, 3-10 (.300); 13-14, 15-31 (.484). Total, 18-41 (.439)



**CASELL, SAM #10**

6-3 GUARD • FLORIDA STATE '93 • BORN 11/18/69 • ACQUIRED FROM PHOENIX WITH MICHAEL FINLEY, A.C. GREEN AND A SECOND-ROUND DRAFT CHOICE IN '98 FOR JASON KIDD, LOREN MEYER AND TONY DUMAS 12/26/96 • TRADED TO NEW JERSEY WITH CHRIS GATLING, JIM JACKSON, GEORGE MCCLOUD AND ERIC MONTROSS FOR SHAWN BRADLEY, ED O'BANNON, ROBERT PACK AND KHALID REEVES 2/17/97

YEAR	GP-GS	MIN	AVG	FGM-FGA	PCT	FTM-FTA	PCT	- REBOUNDS -			AVG	AST	PF-D	STL	TO	BLK	PTS	AVG	HI
								OFF	DEF	TOT									
96-97	16-13	398	24.9	70-165	.424	42-50	.840	14	36	50	3.6	57	48-2	17	41	6	197	12.3	21

Three-point FG: 15-49 (.306)

CEBALLOS, CEDRIC #23

6-7 FORWARD • CAL STATE FULLERTON '90 • BORN 8/2/69 • ACQUIRED FROM PHOENIX FOR DENNIS SCOTT 2/18/98 • TRADED TO DETROIT WITH JOHN WALLACE, ERIC MURDOCK AND CASH FOR CHRISTIAN LAETTNER AND TERRY MILLS 8/29/00

YEAR	GP-GS	MIN	AVG	FGM-FGA	PCT	FTM-FTA	PCT	- REBOUNDS -			AVG	AST	PF-D	STL	TO	BLK	PTS	AVG	HI
								OFF	DEF	TOT									
97-98	12-9	364	30.3	75-157	.478	47-61	.770	24	48	72	6.0	25	29-0	11	33	8	203	16.9	25
98-99	13-5	352	27.1	59-140	.421	34-49	.694	23	62	85	6.5	12	23-1	7	28	5	163	12.5	26
99-00	69-25	2064	29.9	447-1002	.446	209-248	.843	172	290	462	6.7	90	165-3	56	125	24	1147	16.6	39
TOT	94-39	2780	29.6	581-1299	.447	290-358	.810	219	400	619	6.6	127	217-4	74	186	37	1513	16.1	39

Three-point FG: '97-98, 6-20, (.300); '98-99, 11-28, (.393); '99-00, 44-134, (.328). Total, 61-182, (.335)

CHANDLER, TYSON #6

7-1 CENTER • DOMINGUEZ HS (CA) • BORN 10/2/83 • ACQUIRED FROM CHARLOTTE ALONG WITH ALEXIS AJINCA IN EXCHANGE FOR ERICK DAMPIER, MATT CARROLL AND EDUARDO NAJERA 7/13/10 • TRADED TO NEW YORK WITH THE DRAFT RIGHTS TO AHMAD NIVINS AND GIORGOS PRINTEZIS FOR ANDY RAUTINS AND A PROTECTED 2012 SECOND-ROUND DRAFT PICK FROM WASHINGTON IN A DEAL THAT SENT RONNY TURIAF, A 2013 SECOND-ROUND PICK AND CASH CONSIDERATIONS FROM NEW YORK TO WASHINGTON AND A 2012 SECOND-ROUND PICK FROM DALLAS TO WASHINGTON • ACQUIRED WITH RAYMOND FELTON FROM NEW YORK IN EXCHANGE FOR SAMUEL DALEMBERT, JOSE CALDERON, WAYNE ELLINGTON, SHANE LARKIN AND TWO 2014 SECOND ROUND PICKS 6/25/14 • COMPLETED CONTRACT 6/30/15

YEAR	GP-GS	MIN	AVG	FGM-FGA	PCT	FTM-FTA	PCT	- REBOUNDS -			AVG	AST	PF-D	STL	TO	BLK	PTS	AVG	HI
								OFF	DEF	TOT									
10-11	74-74	2059	27.8	266-407	.654	216-295	.732	206	486	692	9.4	32	240-4	36	88	80	748	10.1	18
14-15	75-75	2286	30.5	293-440	.666	185-257	.720	294	570	864	11.5	84	169-0	42	105	91	771	10.3	22
TOT	149-149	4345	29.2	559-847	.660	401-552	.726	500	1056	1556	10.4	116	409-4	78	193	171	1519	10.2	22

Three-point FG: None Attempted.

NBA PLAYOFF STATISTICS

YEAR	GP-GS	MIN	AVG	FGM-FGA	PCT	FTM-FTA	PCT	- REBOUNDS -			AVG	AST	PF-D	STL	TO	BLK	PTS	AVG	HI
								OFF	DEF	TOT									
10-11	21-21	680	32.4	57-98	.582	53-78	.679	79	114	193	9.2	8	77-2	13	14	19	167	8.0	15
14-15	5-5	160	32.1	19-29	.655	13-26	.500	27	27	54	10.8	1	16-0	3	5	6	51	10.2	11
TOT	26-26	840	32.3	76-127	.598	66-104	.635	106	141	247	9.5	9	93-2	16	19	25	218	8.4	15

Three-point FG: None Attempted.

CHRISTIE, DOUG #13

6-7 GUARD/FORWARD • PEPPERDINE • BORN 5/9/70 • FREE AGENT SIGNEE 8/19/05 • WAIVED 11/25/05

YEAR	GP-GS	MIN	AVG	FGM-FGA	PCT	FTM-FTA	PCT	- REBOUNDS -			AVG	AST	PF-D	STL	TO	BLK	PTS	AVG	HI
								OFF	DEF	TOT									
05-06	7-7	185	26.4	9-26	.346	22-29	.759	8	23	31	1.9	14	10-0	9	6	1	26	3.7	8

Three-point FG: 0-1 (.000)

CLAVELL, GIAN #8

6-4 GUARD • COLORADO STATE • BORN 11/26/93 • FREE AGENT SIGNEE 8/1/17 • CONTRACT CONVERTED INTO TWO-WAY CONTRACT 10/16/17 • WAIVED 11/17/17

YEAR	GP-GS	MIN	AVG	FGM-FGA	PCT	FTM-FTA	PCT	- REBOUNDS -			AVG	AST	PF-D	STL	TO	BLK	PTS	AVG	HI
								OFF	DEF	TOT									
17-18	7-0	64	9.1	6-18	.333	2-2	1.000	1	6	7	1.0	3	8-0	2	2	0	20	2.9	9

Three-point FG: 6-15 (.400)

CLEVELAND, ANTONIUS #44 (2017-18), #3 (2019-20)

6-6 GUARD/FORWARD • SOUTHEAST MISSOURI STATE • BORN 2/2/94 • SIGNED TWO-WAY CONTRACT 11/17/17 • WAIVED 12/19/17 • RETURNED TO DALLAS AFTER SIGNING TWO-WAY CONTRACT 7/24/19 • COMPLETED CONTRACT 11/19/20

YEAR	GP-GS	MIN	AVG	FGM-FGA	PCT	FTM-FTA	PCT	- REBOUNDS -			AVG	AST	PF-D	STL	TO	BLK	PTS	AVG	HI
								OFF	DEF	TOT									
17-18	13-0	81	6.2	4-14	.286	2-4	.500	2	8	10	0.8	2	11-0	6	2	4	10	0.8	3
19-20	11-0	46	4.2	4-14	.286	3-5	.600	2	5	7	0.6	1	8-0	1	2	3	11	1.0	4
TOT	24-0	127	5.3	8-28	.286	5-9	.556	4	13	17	0.7	3	19-0	7	4	7	21	0.9	4

Three-point FG: '17-18, 0-1 (.000); '19-20, 0-3 (.000). Total, 0-4 (.000)

NBA PLAYOFF STATISTICS

YEAR	GP-GS	MIN	AVG	FGM-FGA	PCT	FTM-FTA	PCT	- REBOUNDS -			AVG	AST	PF-D	STL	TO	BLK	PTS	AVG	HI
								OFF	DEF	TOT									
19-20	2-0	9	4.5	2-5	.400	0-0	--	1	0	1	0.5	0	1-0	1	0	0	4	2.0	4

Three-point FG: '19-20, None Attempted.



**COLLINSWORTH, KYLE #8**

6-6 GUARD • BYU • BORN 10/3/91 • SIGNED TO A TWO-WAY CONTRACT 12/19/17 • WAIVED 1/10/18 • SIGNED TO A 10-DAY CONTRACT 1/13/18 • SIGNED TO A SECOND 10-DAY CONTRACT 1/24/18 • SIGNED 2/8/18 • WAIVED 7/6/18

YEAR	GP-GS	MIN	AVG	FGM-FGA	PCT	FTM-FTA	PCT	- REBOUNDS -			AVG	AST	PF-D	STL	TO	BLK	PTS	AVG	HI
								OFF	DEF	TOT									
17-18	32-2	480	15.0	38-99	.384	21-40	.525	32	75	107	3.3	56	44-0	17	24	9	101	3.2	13

Three-point FG: 4-17 (.235)

COLLISON, DARREN #4

6-0 GUARD • UCLA • BORN 8/23/87 • ACQUIRED FROM INDIANA WITH DAHNTAY JONES IN EXCHANGE FOR IAN MAHINMI 7/12/12 • COMPLETED CONTRACT 6/30/13

YEAR	GP-GS	MIN	AVG	FGM-FGA	PCT	FTM-FTA	PCT	- REBOUNDS -			AVG	AST	PF-D	STL	TO	BLK	PTS	AVG	HI
								OFF	DEF	TOT									
12-13	81-47	2372	29.3	341-724	.471	242-275	.880	31	188	219	2.7	415	139-0	100	173	8	972	12.0	32

Three-point FG: 48-136 (.353)

COOK, QUINN #2

6-2 GUARD • DUKE • BORN 3/23/93 • SIGNED TO A 10-DAY CONTRACT 2/26/17 • COMPLETED 10-DAY CONTRACT 3/7/17

YEAR	GP-GS	MIN	AVG	FGM-FGA	PCT	FTM-FTA	PCT	- REBOUNDS -			AVG	AST	PF-D	STL	TO	BLK	PTS	AVG	HI
								OFF	DEF	TOT									
16-17	5-0	77	15.4	11-25	.440	0-2	.000	0	3	3	0.6	12	6-0	1	8	0	27	5.4	10

Three-point FG: 5-14 (.357)

COOPER, WAYNE #43

6-10 CENTER • NEW ORLEANS '78 • BORN 11/16/56 • ACQUIRED FROM UTAH WITH ALLAN BRISTOW FOR BILL ROBINZINE 8/20/81 • TRADED TO PORTLAND WITH 1985 FIRST-ROUND CHOICE FOR KELVIN RANSEY 6/28/82

YEAR	GP-GS	MIN	AVG	FGM-FGA	PCT	FTM-FTA	PCT	- REBOUNDS -			AVG	AST	PF-D	STL	TO	BLK	PTS	AVG	HI
								OFF	DEF	TOT									
81-82	76-38	1818	23.9	281-669	.420	119-160	.744	200	350	550	7.2	115	285-10	37	88	106	682	9.0	22

Three-point FG: 1-8 (.125)

CROSHERE, AUSTIN #42

6-10 FORWARD • PROVIDENCE '97 • BORN 5/1/75 • ACQUIRED FROM INDIANA FOR MARQUIS DANIELS 7/12/06 • COMPLETED CONTRACT 6/07

YEAR	GP-GS	MIN	AVG	FGM-FGA	PCT	FTM-FTA	PCT	- REBOUNDS -			AVG	AST	PF-D	STL	TO	BLK	PTS	AVG	HI
								OFF	DEF	TOT									
06-07	61-2	727	11.9	78-222	.351	45-52	.865	33	153	186	3.0	44	68-0	14	33	6	227	3.7	34

Three-point FG: 26-91 (.286)

NBA PLAYOFF STATISTICS

YEAR	GP-GS	MIN	AVG	FGM-FGA	PCT	FTM-FTA	PCT	OFF	DEF	TOT	AVG	AST	PF-D	STL	TO	BLK	PTS	AVG	HI
06-07	3-0	34	11.3	4-12	.333	4-4	1.000	3	3	6	2.0	0	5-0	0	2	0	15	5.0	9

CROWDER, JAE #9

6-6 FORWARD • MARQUETTE • BORN 7/6/90 • DRAFT RIGHTS ACQUIRED FROM CLEVELAND, ALONG WITH DRAFT RIGHTS TO JARED CUNNINGHAM AND BERNARD JAMES, IN EXCHANGE FOR KELENN AZUBUIKE AND THE DRAFT RIGHTS TO TYLER ZELLER 6/28/12 • TRADED ALONG WITH BRANDAN WRIGHT, JAMEER NELSON, A 2015 FIRST ROUND PICK AND A 2016 SECOND ROUND PICK TO BOSTON IN EXCHANGE FOR RAJON RONDO AND DWIGHT POWELL 12/18/14

YEAR	GP-GS	MIN	AVG	FGM-FGA	PCT	FTM-FTA	PCT	- REBOUNDS -			AVG	AST	PF-D	STL	TO	BLK	PTS	AVG	HI
								OFF	DEF	TOT									
12-13	78-16	1353	17.3	141-367	.384	47-73	.644	35	152	187	2.4	94	128-0	63	49	17	382	5.0	15
13-14	78-8	1254	16.1	130-296	.439	46-61	.754	46	148	194	2.5	60	100-0	59	41	21	356	4.6	18
14-15	25-0	265	10.6	33-76	.434	10-11	.909	12	17	29	1.2	12	26-0	15	10	5	89	3.6	15
TOT	181-24	4254	15.9	304-739	.411	103-145	.710	93	317	410	2.3	166	254-0	137	100	43	837	4.6	18

Three-point FG: *12-13, 63-192, (.328); *13-14, 50-151, (.331); 14-15, 13-38 (.342). Total, 126-381 (.331)

NBA PLAYOFF STATISTICS

YEAR	GP-GS	MIN	AVG	FGM-FGA	PCT	FTM-FTA	PCT	OFF	DEF	TOT	AVG	AST	PF-D	STL	TO	BLK	PTS	AVG	HI
13-14	7-0	81	11.6	8-18	.444	0-0	---	4	8	12	1.7	2	13-0	2	3	1	19	2.7	6

Three-point FG: 3-7 (.429)



**CUMMINGS, PAT #42**

6-9 1/2 CENTER/FORWARD • CINCINNATI '79 • BORN 7/11/56 • ACQUIRED FROM MILWAUKEE FOR 1982 SECOND-ROUND CHOICE 6/28/82 • SIGNED AS FREE AGENT BY NEW YORK 7/12/84. DALLAS RECEIVED N.Y.'S 1985 THIRD AND 1986 SECOND-ROUND CHOICES FOR NOT EXERCISING RIGHT OF FIRST REFUSAL

YEAR	GP-GS	MIN	AVG	FGM-FGA	PCT	FTM-FTA	PCT	- REBOUNDS -			AVG	AST	PF-D	STL	TO	BLK	PTS	AVG	HI
								OFF	DEF	TOT									
82-83	81-71	2317	28.6	433-878	.493	148-196	.755	225	443	668	8.2	144	296-9	57	162	35	1014	12.5	27
83-84	80-80	2492	31.2	452-915	.494	141-190	.742	151	507	658	8.2	158	282-2	64	146	23	1045	13.1	28
TOT	161-151	4809	29.9	885-1793	.494	289-386	.749	376	950	1326	8.2	302	578-11	121	308	58	2059	12.8	28

Three-point FG: '82-83, 0-1, (.000); '83-84, 0-2, (.000). Total, 0-3, (.000)

NBA PLAYOFF STATISTICS

YEAR	GP-GS	MIN	AVG	FGM-FGA	PCT	FTM-FTA	PCT	OFF	DEF	TOT	AVG	AST	PF-D	STL	TO	BLK	PTS	AVG	HI
83-84	10-10	300	30.0	47-115	.409	14-15	.933	26	46	72	7.2	15	30-0	4	9	2	108	10.8	16

Three-point FG: None Attempted.

CUNNINGHAM, JARED #1

6-4 GUARD • OREGON STATE • BORN 8/23/87 • ACQUIRED FROM CLEVELAND ALONG WITH THE DRAFT RIGHTS TO BERNARD JAMES (33RD OVERALL PICK) AND JAE CROWDER (34TH OVERALL SELECTION) IN EXCHANGE FOR KELENN AZUBUIKE AND THE DRAFT RIGHTS TO TYLER ZELLER (17TH OVERALL PICK) 6/28/12 • TRADED TO ATLANTA ALONG WITH THE DRAFT RIGHTS TO THE 16TH OVERALL PICK LUCAS NOGUEIRA AND THE 44TH OVERALL PICK MIKE MUSCALA IN EXCHANGE FOR THE DRAFT RIGHTS TO THE 18TH OVERALL PICK SHANE LARKIN AND CASH 6/27/13

YEAR	GP-GS	MIN	AVG	FGM-FGA	PCT	FTM-FTA	PCT	- REBOUNDS -			AVG	AST	PF-D	STL	TO	BLK	PTS	AVG	HI
								OFF	DEF	TOT									
12-13	8-0	26	3.3	6-14	.429	2-2	1.000	1	2	3	0.4	1	3-0	1	2	0	16	2.0	6

Three-point FG: 2-3 (.667)

CURCIC, RADISAV #44

6-10 CENTER • SERBIA • BORN 9/26/65 • FREE AGENT SIGNEE 10/15/92 • COMPLETED CONTRACT 4/93

YEAR	GP-GS	MIN	AVG	FGM-FGA	PCT	FTM-FTA	PCT	- REBOUNDS -			AVG	AST	PF-D	STL	TO	BLK	PTS	AVG	HI
								OFF	DEF	TOT									
92-93	20-0	166	8.3	16-41	.390	26-36	.722	17	32	49	2.5	12	30-0	7	8	2	58	2.9	11

Three-point FG: None Attempted.

CURLEY, BILL #31

6-9 FORWARD • BOSTON COLLEGE '94 • BORN 5/29/72 • ACQUIRED FROM GOLDEN STATE WITH HOWARD EISLEY FROM UTAH AND DANA BARROS FROM BOSTON IN A FOUR-TEAM TRADE THAT SENT BRUNO SUNDOV TO UTAH AND ROBERT PACK AND JOHN WILLIAMS AND CASH TO BOSTON 8/16/00 • WAIVED 11/28/00

YEAR	GP-GS	MIN	AVG	FGM-FGA	PCT	FTM-FTA	PCT	- REBOUNDS -			AVG	AST	PF-D	STL	TO	BLK	PTS	AVG	HI
								OFF	DEF	TOT									
00-01	5-0	15	3.0	1-4	.250	1-4	.250	0	0	0	0.0	0	4-0	1	2	1	3	0.6	2

Three-point FG: 0-1 (.000)

CURRY, EDDY #52

7-0 CENTER • THORNWOOD HS (IL) • BORN 12/5/82 • AWARDED TO DALLAS ON A WAIVER CLAIM 10/25/12 • WAIVED 11/2/12

YEAR	GP-GS	MIN	AVG	FGM-FGA	PCT	FTM-FTA	PCT	- REBOUNDS -			AVG	AST	PF-D	STL	TO	BLK	PTS	AVG	HI
								OFF	DEF	TOT									
12-13	2-0	25	12.5	4-8	.500	1-4	.250	2	2	4	2.0	0	7-0	0	3	0	9	4.5	7

Three-point FG: None Attempted.

CURRY, SETH #30 (2016-18; 2019-20)

6-2 GUARD • DUKE • BORN 8/23/90 • FREE AGENT SIGNEE 7/15/16 • RETURNED TO DALLAS AS FREE AGENT SIGNEE 7/10/19 • TRADED TO PHILADELPHIA IN EXCHANGE FOR JOSH RICHARDSON AND THE DRAFT RIGHTS TO THE 36TH OVERALL PICK TYLER BEY 11/19/20

YEAR	GP-GS	MIN	AVG	FGM-FGA	PCT	FTM-FTA	PCT	- REBOUNDS -			AVG	AST	PF-D	STL	TO	BLK	PTS	AVG	HI
								OFF	DEF	TOT									
16-17	70-42	2029	29.0	338-703	.481	85-100	.850	25	154	179	2.6	189	126-1	79	92	7	898	12.8	31
19-20	64-25	1576	24.6	284-574	.495	80-97	.825	27	118	145	2.3	124	113-1	38	62	9	793	12.4	37
TOT	134-67	3605	26.9	622-1277	.487	165-197	.838	52	272	324	2.4	313	239-2	117	154	16	1691	12.6	37

Three-point FG: '16-17, 137-322 (.425); '19-20, 145-321 (.452). Total, 282-643 (.439)

NBA PLAYOFF STATISTICS

YEAR	GP-GS	MIN	AVG	FGM-FGA	PCT	FTM-FTA	PCT	OFF	DEF	TOT	AVG	AST	PF-D	STL	TO	BLK	PTS	AVG	HI
19-20	6-0	173	28.8	31-53	.585	5-5	1.000	2	9	11	1.8	8	14-0	6	8	0	77	12.8	22

Three-point FG: '19-20, 10-21 (.476)





DAMPIER, ERICK #25

6-11 CENTER • MISSISSIPPI STATE '96 • BORN 7/14/75 • ACQUIRED FROM GOLDEN STATE WITH EVAN ESCHMEYER, DAN DICKAU AND THE DRAFT RIGHTS TO STEVE LOGAN IN EXCHANGE FOR CHRISTIAN LAETTNER, EDUARDO NAJERA, TWO FUTURE FIRST-ROUND DRAFT PICKS, CASH CONSIDERATIONS AND THE RIGHTS TO BOTH LUIS FLORES AND MLADEN SEKULARAC (8/24/08) • TRADED ALONG WITH MATT CARROLL AND EDUARDO NAJERA TO CHARLOTTE IN EXCHANGE FOR TYSON CHANDLER AND ALEXIS AJINCA

YEAR	GP-GS	MIN	AVG	FGM-FGA	PCT	FTM-FTA	PCT	- REBOUNDS -			AVG	AST	PF-D	STL	TO	BLK	PTS	AVG	HI
								OFF	DEF	TOT									
04-05	59-56	1609	27.3	202-367	.550	138-228	.605	183	318	501	8.5	51	205-2	15	102	80	542	9.2	19
05-06	82-36	1934	23.6	171-347	.493	127-215	.591	273	367	640	7.8	51	263-3	27	115	106	469	5.7	17
06-07	76-73	1915	25.2	209-334	.626	119-191	.623	217	349	566	7.4	44	239-3	24	107	82	537	7.1	22
07-08	72-64	1755	24.4	178-277	.643	84-146	.575	207	332	539	7.5	63	226-6	24	80	106	440	6.1	22
08-09	80-80	1836	23.0	182-280	.650	90-141	.638	216	349	565	7.1	77	191-2	24	74	95	454	5.7	16
09-10	55-47	1280	23.3	133-213	.624	61-101	.604	128	272	400	7.3	31	153-0	15	61	77	328	6.0	20
TOT	424-356	10329	24.4	1075-1818	.591	619-1022	.606	1224	1987	3211	7.6	317	1277-16	129	539	546	2770	6.5	22

Three-point FG: 04-05, 0-1 (.000); 05-06, 0-1 (.000); 06-07, None Attempted; 07-08, None Attempted; 08-09, None Attempted.; 09-10, 1-3 (.333). Total, 1-5 (.200)

NBA PLAYOFF STATISTICS

YEAR	GP-GS	MIN	AVG	FGM-FGA	PCT	FTM-FTA	PCT	- REBOUNDS -			AVG	AST	PF-D	STL	TO	BLK	PTS	AVG	HI
								OFF	DEF	TOT									
04-05	13-13	308	23.7	40-67	.597	11-28	.393	51	46	97	7.5	7	54-2	7	12	18	91	7.0	15
05-06	19-2	454	23.9	3463	.540	27-44	.614	55	72	127	6.7	6	75-2	11	12	24	95	5.0	14
06-07	5-2	38	7.6	2-3	.667	1-2	.500	8	9	17	3.4	1	9-0	0	4	0	5	1.0	3
07-08	5-5	95	19.0	7-17	.412	4-10	.400	12	9	21	4.2	0	15-0	1	3	3	18	3.6	6
08-09	10-10	255	25.5	22-36	.611	13-21	.619	25	36	61	6.1	7	41-1	4	19	9	57	5.7	11
09-10	5-4	118	23.6	0-8	.000	5-12	.417	18	15	33	6.6	3	19-0	1	6	5	5	1.0	5
TOT	57-36	1268	22.2	105-194	.541	61-117	.521	169	187	356	6.2	24	213-5	24	56	59	271	4.8	15

Three-point FG: 04-05, 0-3 (.000); 05-06, None Attempted; 06-07, None Attempted; 07-08, None Attempted; 08-09, None Attempted.; 09-10, None Attempted. Total, 0-2 (.000)

DANILOVIC, SASHA #5

6-6 GUARD • BORN 2/26/70 • ACQUIRED FROM MIAMI WITH KURT THOMAS AND MARTIN MÜÜRSEPP FOR JAMAL MASHBURN 2/14/97 • EXERCISED OPTION FOR FREE AGENCY ON 6/1/97, FORGOING THE FINAL TWO YEARS OF CONTRACT

YEAR	GP-GS	MIN	AVG	FGM-FGA	PCT	FTM-FTA	PCT	- REBOUNDS -			AVG	AST	PF-D	STL	TO	BLK	PTS	AVG	HI
								OFF	DEF	TOT									
96-97	13-9	438	33.7	73-174	.420	48-57	.842	8	26	34	1.9	25	37-0	15	22	1	216	16.6	23

Three-point FG: 22-60 (.367)

DANIELS, MARQUIS #6

6-6 GUARD • AUBURN • BORN 1/7/81 • ROOKIE FREE AGENT SIGNEE 7/29/03 • RE-SIGNED 7/14/04 • TRADED TO INDIANA FOR AUSTIN CROSHERE 7/12/06

YEAR	GP-GS	MIN	AVG	FGM-FGA	PCT	FTM-FTA	PCT	- REBOUNDS -			AVG	AST	PF-D	STL	TO	BLK	PTS	AVG	HI
								OFF	DEF	TOT									
03-04	56-15	1039	18.6	203-411	.494	60-78	.769	66	80	146	2.6	116	51-0	53	44	12	477	8.5	33
04-05	60-17	1412	23.5	220-504	.437	98-133	.737	87	129	216	3.6	128	124-0	83	86	14	545	9.1	32
05-06	62-29	1766	28.5	246-512	.480	138-183	.754	81	143	224	3.6	172	143-2	67	100	13	634	10.2	24
TOT	178-61	4217	23.7	669-1427	.469	296-394	.751	234	352	586	3.3	416	318-2	203	230	39	1656	9.3	33

Three-point FG: 03-04, 11-36 (.306); 04-05, 7-35 (.200); 05-06, 4-19 (.211). Total, 22-90 (.244)

NBA PLAYOFF STATISTICS

YEAR	GP-GS	MIN	AVG	FGM-FGA	PCT	FTM-FTA	PCT	- REBOUNDS -			AVG	AST	PF-D	STL	TO	BLK	PTS	AVG	HI
								OFF	DEF	TOT									
03-04	5-5	184	36.8	32-75	.427	14-22	.636	10	21	31	6.2	15	14-0	10	15	3	79	15.8	22
04-05	11-0	165	15.0	26-60	.433	19-27	.704	15	19	34	3.1	14	15-0	6	13	3	72	6.5	13
05-06	20-0	222	11.1	25-56	.446	16-21	.762	10	11	21	1.1	26	26-0	5	12	1	68	3.4	13
TOT	36-5	571	15.9	83-191	.435	49-70	.700	35	51	86	2.4	55	55-0	21	40	7	219	6.1	22

Three-point FG: 03-04, 1-7 (.143); 04-05, 1-6 (.167); 05-06, 2-5 (.400). Total, 4-18 (.222)

DANTLEY, ADRIAN #4

6-5 FORWARD • NOTRE DAME '77 • BORN 2/28/56 • ACQUIRED FROM DETROIT WITH 1991 FIRST-ROUND CHOICE FOR MARK AGUIRRE 2/15/89 • WAIVED 5/2/90

YEAR	GP-GS	MIN	AVG	FGM-FGA	PCT	FTM-FTA	PCT	- REBOUNDS -			AVG	AST	PF-D	STL	TO	BLK	PTS	AVG	HI
								OFF	DEF	TOT									
88-89	31-25	1081	34.9	212-459	.462	204-263	.776	64	89	153	4.9	78	87-0	20	82	7	628	20.3	34
89-90	45-45	1300	28.9	231-484	.477	200-254	.787	78	94	172	3.8	80	99-0	20	75	7	662	14.7	30
TOT	76-70	2381	31.3	443-943	.470	404-517	.781	142	183	325	4.3	158	186-0	40	157	14	1290	17.0	34

Three-point FG: 88-89, 0-1 (.000); 89-90, 0-2 (.000). Total, 0-3 (.000)



**DAVIS, BRAD #15**

6-3 GUARD • MARYLAND '78 • BORN 12/17/55 • FREE AGENT SIGNEE 12/2/80 • RETIRED 4/92

YEAR	GP-GS	MIN	AVG	FGM-FGA	PCT	FTM-FTA	- REBOUNDS -				AVG	AST	PF-D	STL	TO	BLK	PTS	AVG	HI
							PCT	OFF	DEF	TOT									
80-81	56-26	1686	30.1	230-410	.561	163-204	.799	29	122	151	6.9	385	156-2	52	123	11	626	11.2	31
81-82	82-82	2614	31.9	397-771	.515	185-230	.804	35	191	226	6.2	509	218-5	73	159	6	993	12.1	32
82-83	79-78	2323	29.4	359-628	.572	186-220	.845	34	164	198	7.2	565	176-2	80	143	11	915	11.6	21
83-84	81-81	2665	32.9	345-651	.530	199-238	.836	41	146	187	6.9	561	218-4	94	166	13	896	11.1	24
84-85	82-82	2539	31.0	310-614	.505	158-178	.888	39	154	193	7.1	581	219-1	91	123	10	825	10.1	19
85-86	82-43	1971	24.0	267-502	.532	198-228	.868	26	120	146	5.7	467	174-2	57	110	15	764	9.3	23
86-87	82-6	1582	19.3	199-436	.456	147-171	.860	27	87	114	4.5	373	159-0	63	114	10	577	7.0	24
87-88	75-12	1480	19.7	208-415	.501	91-108	.843	18	84	102	4.0	303	149-0	51	91	18	537	7.2	25
88-89	78-4	1395	17.9	183-379	.483	99-123	.805	14	94	108	3.1	242	151-0	48	92	18	497	6.4	17
89-90	73-2	1292	17.7	179-365	.490	77-100	.770	12	81	93	3.3	242	151-2	47	86	9	470	6.4	25
90-91	80-6	1426	17.8	159-373	.426	91-118	.771	13	105	118	2.9	230	212-1	45	77	17	431	5.4	15
91-92	33-0	429	13.0	38-86	.442	11-15	.733	4	29	33	2.0	66	57-0	11	27	3	92	2.8	8
TOT	883-422	21402	24.2	2874-5630	.510	1605-1933	.830	292	1377	1669	5.1	4524	2040-19	712	1311	141	7623	8.6	32

THREE-POINT FG: '80-81, 3-17 (.176); '81-82, 14-49 (.286); '82-83, 11-43 (.256); '83-84, 7-38 (.184); '84-85, 47-115 (.409); '85-86, 32-89 (.360); '86-87, 32-106 (.302); '87-88, 30-74 (.405); '88-89, 32-102 (.314); '89-90, 35-104 (.337); '90-91, 22-85 (.259); '91-92, 5-18 (.278). TOTAL, 270-840 (.321)

YEAR	GP-GS	MIN	AVG	FGM-FGA	PCT	FTM-FTA	NBA PLAYOFF STATISTICS				AVG	AST	PF-D	STL	TO	BLK	PTS	AVG	HI
							PCT	OFF	DEF	TOT									
83-84	10-10	304	30.4	33-73	.452	15-19	.789	6	13	19	5.0	50	18-0	6	18	0	81	8.1	18
84-85	4-4	113	28.3	13-26	.500	12-13	.923	1	7	8	5.5	22	11-0	4	6	1	41	10.3	14
85-86	10-0	163	16.3	24-44	.545	19-24	.792	1	18	19	2.3	23	22-0	3	15	0	77	7.7	26
86-87	4-0	75	18.8	13-23	.565	7-9	.778	2	7	9	4.3	17	4-0	0	6	0	33	8.3	10
87-88	17-0	295	17.4	42-70	.600	24-26	.923	1	19	20	3.2	55	34-0	3	29	5	109	6.4	14
89-90																			
TOT	45-14	950	21.1	125-236	.530	77-91	.846	11	64	75	3.7	167	89-0	16	74	6	341	7.6	26

Three-point FG: '83-84, 0-2 (.000); '84-85, 3-8 (.375); '85-86, 10-15 (.667); '86-87, 0-2 (.000); '87-88, 1-5 (.200). Total, 14-32 (.438)

DAVIS, HUBERT #24

6-4 GUARD • NORTH CAROLINA '92 • BORN 5/17/70 • FREE AGENT SIGNEE 9/4/97 • RE-SIGNED 8/1/00 • TRADED WITH CHRISTIAN LAETTNER, LOY VAUGHT, COURTNEY ALEXANDER, ETAN THOMAS AND CASH TO WASHINGTON FOR JUWAN HOWARD, CALVIN BOOTH AND OBINNA EKEZIE 2/22/01

YEAR	GP-GS	MIN	AVG	FGM-FGA	PCT	FTM-FTA	- REBOUNDS -				AVG	AST	PF-D	STL	TO	BLK	PTS	AVG	HI
							PCT	OFF	DEF	TOT									
97-98	81-30	2378	29.4	350-767	.456	97-116	.836	34	135	169	2.1	157	117-0	43	88	5	898	11.1	25
98-99	50-21	1378	27.6	174-397	.438	44-50	.880	3	83	86	1.7	89	76-0	21	57	3	457	9.1	21
99-00	79-15	1817	23.0	217-464	.468	67-77	.870	17	117	134	1.7	141	109-0	24	70	3	583	7.4	27
00-01	51-7	1261	24.7	139-314	.443	35-41	.854	18	91	109	2.1	61	92-0	29	56	1	371	7.3	32
TOT	261-73	6834	26.2	880-1942	.453	243-284	.856	72	426	498	1.9	448	394-0	117	271	12	2309	8.8	32

Three-point FG: '97-98, 101-230 (.439); '98-99, 65-144 (.451); '99-00, 82-167 (.491); '00-01, 58-133 (.436). Total, 306-674 (.454)

DAVIS, MONTI #43

6-7 FORWARD • TENNESSEE STATE '80 • BORN 7/26/58 • FREE AGENT SIGNEE 1/2/81 • WAIVED 1/12/81

YEAR	GP-GS	MIN	AVG	FGM-FGA	PCT	FTM-FTA	- REBOUNDS -				AVG	AST	PF-D	STL	TO	BLK	PTS	AVG	HI
							PCT	OFF	DEF	TOT									
80-81	1-0	8	8.0	0-4	.000	1-5	.200	2	1	3	3.0	0	0-0	0	0	1	1	1.0	1

Three-point FG: None Attempted.

DAVIS, TERRY #43

6-10 FORWARD/CENTER • VIRGINIA UNION '89 • BORN 6/17/67 • FREE AGENT SIGNEE 8/6/91 • WAIVED 10/29/96

YEAR	GP-GS	MIN	AVG	FGM-FGA	PCT	FTM-FTA	- REBOUNDS -				AVG	AST	PF-D	STL	TO	BLK	PTS	AVG	HI
							PCT	OFF	DEF	TOT									
91-92	68-67	2149	31.6	256-531	.482	181-285	.635	228	444	672	9.9	57	202-1	26	117	29	693	10.2	20
92-93	75-74	2462	32.8	393-863	.455	167-281	.594	259	442	701	9.3	68	199-3	36	160	28	955	12.7	35
93-94	15-5	286	19.1	24-59	.407	8-12	.667	30	44	74	4.9	6	27-0	9	5	1	56	3.7	10
94-95	46-2	580	12.6	49-113	.434	42-66	.636	63	93	156	3.4	10	76-2	6	30	3	140	3.0	11
95-96	28-0	501	17.9	55-108	.509	27-47	.574	43	74	117	4.2	21	66-2	10	25	4	137	4.9	15
TOT	232-148	5978	25.8	777-1674	.464	425-691	.615	623	1097	1720	7.4	162	570-8	87	337	65	1981	8.5	35

Three-point FG: '91-92, 0-5 (.000); '92-93, 2-8 (.250); '93-94, None Attempted; '94-95, 0-2 (.000); '95-96, None Attempted. Total, 2-15 (.133)

DELK, TONY #7

6-2 GUARD • KENTUCKY '96 • BORN 1/28/74 • ACQUIRED WITH ANTOINE WALKER FROM BOSTON FOR RAEF LAFRENTZ, JIRI WELSCH, CHRIS MILLS AND A FIRST-ROUND PICK 10/20/03 • TRADED TO ATLANTA WITH ANTOINE WALKER FOR ALAN HENDERSON, JASON TERRY AND A FIRST-ROUND PICK 8/4/04

YEAR	GP-GS	MIN	AVG	FGM-FGA	PCT	FTM-FTA	- REBOUNDS -				AVG	AST	PF-D	STL	TO	BLK	PTS	AVG	HI
							PCT	OFF	DEF	TOT									
03-04	33-11	509	15.4	70-184	.380	37-44	.841	16	43	59	1.8	28	46-0	27	17	7	197	6.0	22

Three-point FG: 20-66 (.303)

YEAR	GP-GS	MIN	AVG	FGM-FGA	PCT	FTM-FTA	NBA PLAYOFF STATISTICS				AVG	AST	PF-D	STL	TO	BLK	PTS	AVG	HI
							PCT	OFF	DEF	TOT									
03-04	1-0	5	5.0	0-0	---	0-0	---	0	1	1	1.0	2	0-0	1	0	0	0	0.0	0

Three-point FG: None Attempted.



**DENTMON, JUSTIN #7**

5-11 GUARD • WASHINGTON • BORN 9/5/85 • SIGNED TO A 10-DAY CONTRACT BY DALLAS 3/25/13 • CONTRACT EXPIRED 4/3/13

YEAR	GP-GS	MIN	AVG	FGM-FGA	PCT	FTM-FTA	PCT	- REBOUNDS -			AVG	AST	PF-D	STL	TO	BLK	PTS	AVG	HI
								OFF	DEF	TOT									
12-13	2-0	4	2.0	0-2	.000	0-0	---	0	0	0	0.0	0	0-0	0	0	0	0.0	0	

Three-point FG: None Attempted.

DICKAU, DAN #21

6-0 GUARD • GONZAGA '02 • BORN 9/16/78 • ACQUIRED WITH ERICK DAMPIER, EVAN ESCHMEYER AND THE DRAFT RIGHTS TO STEVE LOGAN FOR CHRISTIAN LAETTNER, EDUARDO NAJERA, TWO FIRST-ROUND DRAFT PICKS, CASH CONSIDERATIONS AND THE RIGHTS TO LUIS FLORES AND MLADEN SEKULARAC 8/24/04 • TRADED TO NEW ORLEANS WITH A SECOND-ROUND PICK FOR DARRELL ARMSTRONG 12/3/04

YEAR	GP-GS	MIN	AVG	FGM-FGA	PCT	FTM-FTA	PCT	- REBOUNDS -			AVG	AST	PF-D	STL	TO	BLK	PTS	AVG	HI
								OFF	DEF	TOT									
04-05	4-0	16	4.0	1-8	.125	2-3	.667	0	1	1	1.0	1	1-0	0	1	0	5	1.3	5

Three-point FG: 1-3 (.333)

DIOP, DESAGANA #7

7-0 CENTER • OAK HILL ACADEMY (VA.) '01 • BORN 1/30/82 • FREE AGENT SIGNEE 8/19/05 • TRADED WITH DEVIN HARRIS, TRENTON HASSELL, KEITH VAN HORN, MAURICE AGER AND TWO FIRST-ROUND PICKS TO NEW JERSEY FOR JASON KIDD, MALIK ALLEN AND ANTOINE WRIGHT 2/19/08 • FREE AGENT SIGNEE 7/9/08 • TRADED TO CHARLOTTE FOR MATT CARROLL AND RYAN HOLLINS 1/16/09

YEAR	GP-GS	MIN	AVG	FGM-FGA	PCT	FTM-FTA	PCT	- REBOUNDS -			AVG	AST	PF-D	STL	TO	BLK	PTS	AVG	HI
								OFF	DEF	TOT									
05-06	81-45	1510	18.6	75-154	.487	39-72	.542	145	229	374	4.6	23	253-3	44	36	146	190	2.3	9
06-07	81-9	1480	18.3	71-151	.470	48-86	.558	166	272	438	5.4	30	244-2	40	63	113	190	2.3	10
07-08	52-18	894	17.2	67-115	.583	24-40	.600	111	159	270	5.2	26	100-1	20	42	63	158	3.0	10
08-09	34-0	452	13.3	22-58	.379	12-29	.414	45	73	118	3.5	13	55-1	12	11	25	56	1.6	4
tot	248-72	4336	17.5	235-478	.492	123-237	.519	467	733	1200	4.8	92	652-7	116	152	347	594	2.4	10

THREE-POINT FG: '05-06, 1-2 (.500); '06-07, 0-1 (.000); '07-08, NONE ATTEMPTED; '08-09, NONE ATTEMPTED. TOTAL, 1-3 (.333)

NBA PLAYOFF STATISTICS																			
YEAR	GP-GS	MIN	AVG	FGM-FGA	PCT	FTM-FTA	PCT	OFF	DEF	TOT	AVG	AST	PF-D	STL	TO	BLK	PTS	AVG	HI
05-06	22-18	407	18.5	24-39	.615	11-18	.611	40	69	109	5.0	2	81-2	14	11	28	59	2.7	8
06-07	63	140	23.3	9-15	.600	3-7	.429	16	25	41	6.8	2	21-0	3	4	10	21	3.5	11
TOTAL	28-21	547	19.5	33-54	.611	14-25	.560	56	94	150	5.4	4	102-2	17	15	38	80	2.9	11

Three-point FG: None Attempted.

DONALDSON, JAMES #40

7-2 CENTER • WASHINGTON STATE '79 • BORN 8/16/57 • ACQUIRED FROM L.A. CLIPPERS FOR KURT NIMPHIUS 11/25/85 • TRADED TO NEW YORK FOR BRIAN QUINNETT 2/20/92

YEAR	GP-GS	MIN	AVG	FGM-FGA	PCT	FTM-FTA	PCT	- REBOUNDS -			AVG	AST	PF-D	STL	TO	BLK	PTS	AVG	HI
								OFF	DEF	TOT									
85-86	69-64	2241	32.5	213-375	.568	147-184	.799	143	521	664	9.6	84	156-0	23	85	110	573	8.3	20
86-87	82-82	3028	36.9	311-531	.586	267-329	.812	295	678	973	11.9	63	191-0	51	104	136	889	10.8	23
87-88	81-81	2523	31.1	212-380	.558	147-189	.778	247	508	755	9.3	66	175-2	40	113	104	571	7.0	20
88-89	53-53	1746	32.9	193-337	.573	95-124	.766	158	412	570	10.8	38	111-0	24	83	81	481	9.1	21
89-90	73-73	2265	31.0	258-479	.539	149-213	.700	155	475	630	8.6	57	129-0	22	119	47	665	9.1	21
90-91	82-82	2800	34.1	327-615	.532	165-229	.721	201	526	727	8.9	69	181-0	34	146	93	819	10.0	25
91-92	44-32	994	22.6	107-227	.471	59-84	.702	97	173	270	6.1	31	86-0	8	41	44	273	6.2	15
TOT	484-467	15597	32.2	1621-2944	.551	1029-1352	.761	1296	3293	4589	9.5	408	1029-2	202	691	615	4271	8.8	25

Three-point FG: None Attempted.

NBA PLAYOFF STATISTICS																			
YEAR	GP-GS	MIN	AVG	FGM-FGA	PCT	FTM-FTA	PCT	OFF	DEF	TOT	AVG	AST	PF-D	STL	TO	BLK	PTS	AVG	HI
85-86	10-10	410	41.0	36-48	.750	37-40	.925	30	87	117	11.7	10	26-0	6	10	12	109	10.9	17
86-87	3-3	68	22.7	4-5	.800	8-9	.889	2	15	17	5.7	2	6-0	1	2	3	16	5.3	15
87-88	17-17	499	29.4	68-104	.654	22-37	.595	47	99	146	8.6	12	41-0	7	29	15	158	9.3	18
89-90	3-3	74	24.7	9-13	.692	4-5	.800	6	10	16	5.3	2	8-0	2	4	0	22	7.3	12
TOT	33-33	1051	31.8	117-170	.688	71-91	.780	85	211	296	9.0	26	81-0	16	45	30	305	9.2	18

Three-point FG: None Attempted.

NBA ALL-STAR GAME STATISTICS																			
YEAR	SITE	GP-GS	MIN	FGM-FGA	PCT	FTM-FTA	PCT	OFF	DEF	TOT	AST	PF-D	ST	TO	BLK	PTS	AVG		
1988	CHI	1-0	8	0-0	--	2-2	1.000	1	5	6	1	2-0	0	0	2	2	2.0		

Three-point FG: None Attempted.

DOUGLAS-ROBERTS, CHRIS #17

6-7 GUARD • MEMPHIS • BORN 1/8/87 • FREE AGENT SIGNEE 12/23/12 • WAIVED 1/6/13

YEAR	GP-GS	MIN	AVG	FGM-FGA	PCT	FTM-FTA	PCT	- REBOUNDS -			AVG	AST	PF-D	STL	TO	BLK	PTS	AVG	HI
								OFF	DEF	TOT									
12-13	6-0	16	10.5	5-14	.357	7-10	.700	0	5	5	0.8	4	4-0	2	1	0	17	2.8	6

Three-point FG: 0-4 (.000)



**DREILING, GREG #40 (1993-94), #50 (1996-1997)**

7-1 CENTER • KANSAS '86 • BORN 11/7/63 • FREE AGENT SIGNEE 10/7/93 • RIGHTS RENOUNCED 9/17/94 • FREE AGENT SIGNEE 10/1/96 • WAIVED 4/15/97

YEAR	GP-GS	MIN	AVG	FGM-FGA	PCT	FTM-FTA	PCT	- REBOUNDS -			AVG	AST	PF-D	STL	TO	BLK	PTS	AVG	HI
								OFF	DEF	TOT									
93-94	54-19	685	12.7	52-104	.500	27-38	.711	47	123	170	3.1	31	159-5	16	43	24	132	2.4	9
96-97	40-3	389	9.7	34-74	.459	11-27	.407	19	57	76	1.9	11	65-1	8	9	7	80	2.0	9
TOT	94-22	1074	11.4	86-178	.483	38-65	.538	66	180	246	2.6	42	224-6	24	52	31	212	2.3	9

Three-point FG: '93-94, 1-1 (1.000); '96-97, 1-1 (1.000). Total, 2-2 (1.000)

DROLLINGER, RALPH #52

7-2 CENTER • UCLA '76 • BORN 4/20/54 • FREE AGENT SIGNEE 6/9/80 • RETIRED 3/2/8

YEAR	GP-GS	MIN	AVG	FGM-FGA	PCT	FTM-FTA	PCT	- REBOUNDS -			AVG	AST	PF-D	STL	TO	BLK	PTS	AVG	HI
								OFF	DEF	TOT									
80-81	6-0	67	11.2	7-14	.500	1-4	.250	5	14	19	3.2	14	16-0	1	13	2	15	2.5	8

Three-point FG: None Attempted.

DUEROD, TERRY #42

6-2 GUARD • DISPERSAL CHOICE FROM DETROIT • DETROIT '79 • BORN 7/29/56 • WAIVED 12/2/80

YEAR	GP-GS	MIN	AVG	FGM-FGA	PCT	FTM-FTA	PCT	- REBOUNDS -			AVG	AST	PF-D	STL	TO	BLK	PTS	AVG	HI
								OFF	DEF	TOT									
80-81	18-8	337	18.7	74-161	.460	18-27	.667	15	24	39	2.2	30	19-0	12	25	4	168	9.3	22

Three-point FG: 2-6 (.333)

DUMAS, TONY #7

6-6 GUARD • D-1994 1ST RND (19TH OVERALL) • MISSOURI-KANSAS CITY '94 • BORN 8/25/72 • TRADED TO PHOENIX WITH JASON KIDD AND LOREN MEYER FOR SAM CASSELL, MICHAEL FINLEY AND A.C. GREEN AND A 1998 SECOND-ROUND DRAFT CHOICE 12/26/96

YEAR	GP-GS	MIN	AVG	FGM-FGA	PCT	FTM-FTA	PCT	- REBOUNDS -			AVG	AST	PF-D	STL	TO	BLK	PTS	AVG	HI
								OFF	DEF	TOT									
94-95	58-0	613	10.6	96-250	.384	50-77	.649	32	30	62	1.1	57	78-0	13	50	4	264	4.6	24
95-96	67-12	1284	19.2	274-655	.418	154-257	.599	58	57	115	1.7	99	128-0	42	77	13	776	11.6	39
96-97	18-0	227	12.6	27-77	.351	15-23	.652	3	11	14	0.8	22	36-0	10	15	1	72	4.0	15
TOT	143-12	2124	14.9	397-982	.404	219-357	.613	93	98	191	1.3	178	242-0	65	142	18	1112	7.8	39

Three-point FG: '94-95, 22-73 (.301); '95-96, 74-207 (.357); '96-97, 3-24 (.125). Total, 99-304 (.326)

EISLEY, HOWARD #9

6-3 GUARD • BOSTON COLLEGE '94 • BORN 12/4/72 • ACQUIRED FROM UTAH WITH BILL CURLEY FROM GOLDEN STATE AND DANA BARROS FROM BOSTON IN A FOUR-TEAM TRADE THAT SENT BRUNO SUNDQVIST TO UTAH AND ROBERT PACK AND JOHN WILLIAMS AND CASH TO BOSTON 8/16/00 • TRADED TO NEW YORK FOR MUGGSY BOGUES 8/10/01

YEAR	GP-GS	MIN	AVG	FGM-FGA	PCT	FTM-FTA	PCT	- REBOUNDS -			AVG	AST	PF-D	STL	TO	BLK	PTS	AVG	HI
								OFF	DEF	TOT									
00-01	82-40	2426	29.6	265-675	.393	104-126	.825	23	174	197	3.6	218-3	99	102	12	741	9.0	27	

Three-point FG: 107-269 (.398)

NBA PLAYOFF STATISTICS

YEAR	GP-GS	MIN	AVG	FGM-FGA	PCT	FTM-FTA	PCT	OFF	DEF	TOT	AVG	AST	PF-D	STL	TO	BLK	PTS	AVG	HI
00-01	9-0	194	21.6	19-53	.358	4-4	1.000	1	11	12	1.9	18-0	5	13	1	52	5.8	16	

EKEZIE, OBINNA #54

6-9 FORWARD • MARYLAND '99 • BORN 8/22/75 • ACQUIRED FROM WASHINGTON WITH JUWAN HOWARD AND CALVIN BOOTH FOR COURTNEY ALEXANDER, CHRISTIAN LAETTNER, LOY VAUGHT, HUBERT DAVIS, ETAN THOMAS AND CASH 2/22/01 • COMPLETED CONTRACT 5/01

YEAR	GP-GS	MIN	AVG	FGM-FGA	PCT	FTM-FTA	PCT	- REBOUNDS -			AVG	AST	PF-D	STL	TO	BLK	PTS	AVG	HI
								OFF	DEF	TOT									
00-01	4-0	8	2.0	0-4	.000	0-0	.000	0	2	2	0.5	0	2-0	0	0	0	0	0.0	0

Three-point FG: None Attempted.



**ELLIS, DALE #14**

6-7 FORWARD • D-1983 1ST RND (9TH OVERALL) • TENNESSEE '83 • BORN 8/6/60 • TRADED TO SEATTLE FOR AL WOOD 7/23/86

YEAR	GP-GS	MIN	AVG	FGM-FGA	PCT	FTM-FTA	PCT	- REBOUNDS -			AVG	AST	PF-D	STL	TO	BLK	PTS	AVG	HI
								OFF	DEF	TOT									
83-84	67-2	1059	15.8	225-493	.456	87-121	.719	106	144	250	3.7	56	118-0	41	78	9	549	8.2	31
84-85	72-4	1314	18.3	274-603	.454	77-104	.740	100	138	238	3.3	56	131-1	46	58	7	667	9.3	29
85-86	72-1	1086	15.1	193-470	.411	59-82	.720	86	82	168	2.3	37	78-0	40	38	9	508	7.1	28
TOT	211-7	3459	16.4	692-1566	.442	223-307	.726	292	364	656	3.1	149	327-1	127	174	25	1724	8.2	31

Three-point FG: 0-1 (.000)

NBA PLAYOFF STATISTICS

YEAR	GP-GS	MIN	AVG	FGM-FGA	PCT	FTM-FTA	PCT	- REBOUNDS -			AVG	AST	PF-D	STL	TO	BLK	PTS	AVG	HI
								OFF	DEF	TOT									
83-84	8-1	178	22.3	26-80	.325	6-8	.750	19	23	42	5.3	4	17-0	10	5	2	59	7.4	16
84-85	4-1	68	17.0	10-23	.435	1-2	.500	4	3	7	1.8	3	3-0	4	4	0	23	5.8	9
85-86	7-0	67	9.6	9-22	.409	5-5	1.000	3	4	7	1.0	2	6-0	2	4	2	30	4.3	16
TOT	19-2	313	16.5	45-125	.360	12-15	.800	26	30	56	2.9	9	26-0	16	13	4	112	5.9	16

Three-point FG: '83-84, 1-12 (.083); '84-85, 2-5 (.400); '85-86, 7-12 (.583). Total, 10-29 (.345)

ELLIS, MONTA #11

6-3 GUARD • LANIER HS (MS) • BORN 10/26/85 • FREE AGENT SIGNEE 7/23/13 • DID NOT EXERCISE CONTRACT OPTION 6/30/15

YEAR	GP-GS	MIN	AVG	FGM-FGA	PCT	FTM-FTA	PCT	- REBOUNDS -			AVG	AST	PF-D	STL	TO	BLK	PTS	AVG	HI
								OFF	DEF	TOT									
13-14	82-82	3023	36.9	576-1278	.451	339-430	.788	38	257	295	3.6	471	197-0	141	264	217	1560	19.0	37
14-15	80-80	2699	33.7	602-1354	.445	228-303	.752	34	156	190	2.4	329	197-0	148	198	25	1513	18.9	38
TOT	162-162	5722	35.3	1178-2632	.448	567-733	.774	72	413	485	3.0	800	394-0	289	462	48	3073	19.0	38

Three-point FG: '13-14, 69-209 (.330); '14-15, 81-284 (.285). Total, 150-493 (.304)

NBA PLAYOFF STATISTICS

YEAR	GP-GS	MIN	AVG	FGM-FGA	PCT	FTM-FTA	PCT	- REBOUNDS -			AVG	AST	PF-D	STL	TO	BLK	PTS	AVG	HI
								OFF	DEF	TOT									
13-14	7-7	249	35.6	52-127	.409	27-31	.871	6	11	17	2.4	20	19-0	9	15	1	143	20.4	29
14-15	5-5	197	39.4	52-111	.468	15-20	.750	4	12	16	3.2	26	18-0	10	16	3	130	26.0	34
TOT	12-12	446	37.2	104-238	.437	42-51	.824	10	23	33	2.8	46	37-0	19	31	4	273	22.8	34

Three-point FG: '13-14, 12-34 (.353); '13-14, 11-30 (.367). Total, 23-64 (.359)

ENGLISH, ALEX #2

6-7 FORWARD • SOUTH CAROLINA '76 • BORN 1/5/54 • FREE AGENT SIGNEE 8/15/90 • DID NOT EXERCISE OPTION ON SECOND YEAR OF CONTRACT 5/1/91

YEAR	GP-GS	MIN	AVG	FGM-FGA	PCT	FTM-FTA	PCT	- REBOUNDS -			AVG	AST	PF-D	STL	TO	BLK	PTS	AVG	HI
								OFF	DEF	TOT									
90-91	79-26	1748	22.1	322-734	.439	119-140	.850	108	146	254	3.2	105	141-0	40	101	25	763	9.7	27

Three-point FG: 0-1 (.000)

ESCHMEYER, EVAN #42

6-11 CENTER • NORTHWESTERN '99 • BORN 5/30/75 • FREE AGENT SIGNEE 8/25/01 • TRADED TO GOLDEN STATE WITH AVERY JOHNSON, POPEYE JONES, ANTOINE RIGAudeau AND NICK VAN EXEL FOR DANNY FORTSON, ANTAWN JAMISON, CHRIS MILLS AND JIRI WELSCH 8/18/03 • ACQUIRED FROM GOLDEN STATE WITH ERICK DAMPIER, DAN DICKAU AND THE DRAFT RIGHTS TO STEVE LOGAN FOR CHRISTIAN LAETTNER, EDUARDO NAJERA, TWO FIRST-ROUND DRAFT PICKS, THE DRAFT RIGHTS TO LUIS FLORES AND MLADEN SEKULARAC AND CASH CONSIDERATIONS 8/24/04 • ANNOUNCED RETIREMENT 10/23/04

YEAR	GP-GS	MIN	AVG	FGM-FGA	PCT	FTM-FTA	PCT	- REBOUNDS -			AVG	AST	PF-D	STL	TO	BLK	PTS	AVG	HI
								OFF	DEF	TOT									
01-02	31-6	299	9.6	21-50	.420	20-33	.606	35	63	98	3.2	9	60-1	10	16	9	62	2.0	6
02-03	17-3	135	7.9	7-19	.368	3-4	.750	10	19	29	1.7	6	35-1	10	6	7	17	1.0	5
TOT	48-9	434	9.0	28-69	.406	23-37	.622	45	82	127	2.6	15	95-2	20	22	16	79	1.6	6

Three-point FG: None Attempted.

NBA PLAYOFF STATISTICS

YEAR	GP-GS	MIN	AVG	FGM-FGA	PCT	FTM-FTA	PCT	- REBOUNDS -			AVG	AST	PF-D	STL	TO	BLK	PTS	AVG	HI
								OFF	DEF	TOT									
01-02	3-0	8	2.7	0-1	.000	0-1	.000	1	1	2	0.7	1	2-0	0	0	1	0	0.0	0
02-03	5-0	32	6.4	3-6	.500	0-0	.000	1	2	5	1.0	2	8-0	3	0	1	6	1.2	6
TOT	8-0	40	5.0	3-7	.429	0-0	.000	2	3	7	0.9	3	11-0	3	0	2	6	0.8	6

Three-point FG: None Attempted.

EVANS, JEREMY #21

6-9 FORWARD • WESTERN KENTUCKY • BORN 10/24/87 • FREE AGENT SIGNEE 7/31/15 • TRADED TO INDIANA WITH THE RIGHTS TO EMIR PRELDZIC AND CASH CONSIDERATIONS IN EXCHANGE FOR THE RIGHTS TO STANKO BARAC 7/7/16

YEAR	GP-GS	MIN	AVG	FGM-FGA	PCT	FTM-FTA	PCT	- REBOUNDS -			AVG	AST	PF-D	STL	TO	BLK	PTS	AVG	HI
								OFF	DEF	TOT									
15-16	30-2	251	8.4	26-48	.542	15-21	.714	11	43	54	1.8	2	19-0	6	7	9	71	2.4	8

Three-point FG: 4-16 (.250)

FARMER, JIM #21

6-4 GUARD • D-1987 1ST RND (20TH OVERALL) • ALABAMA '87 • BORN 9/23/64 • WAIVED 11/3/88

YEAR	GP-GS	MIN	AVG	FGM-FGA	PCT	FTM-FTA	PCT	- REBOUNDS -			AVG	AST	PF-D	STL	TO	BLK	PTS	AVG	HI
								OFF	DEF	TOT									
87-88	30-0	157	5.2	26-69	.377	9-10	.900	9	9	18	0.6	16	18-0	3	22	1	61	2.0	8

Three-point FG: 0-6 (.000)

NBA PLAYOFF STATISTICS

YEAR	GP-GS	MIN	AVG	FGM-FGA	PCT	FTM-FTA	PCT	- REBOUNDS -			AVG	AST	PF-D	STL	TO	BLK	PTS	AVG	HI
								OFF	DEF	TOT									
87-88	3-0	11	3.7	2-6	.333	0-0	-	3	1	4	1.3	1	2-0	0	2	0	4	1.3	2

Three-point FG: None Attempted.



**FAZEKAS, NICK #20**

7-0 FORWARD • D-2007 2ND RND (34TH OVERALL) • NEVADA-RENO '07 • BORN 6/17/85 • WAIVED 2/19/08

YEAR	GP-GS	MIN	AVG	FGM-FGA	PCT	FTM-FTA	PCT	- REBOUNDS -			AVG	AST	PF-D	STL	TO	BLK	PTS	AVG	HI
								OFF	DEF	TOT									
07-08	4-0	9	2.3	2-5	.400	0-0	---	1	2	3	0.8	0	0-0	0	0	0	4	1.0	2

Three-point FG: None Attempted.

FELTON, RAYMOND #2

6-1 GUARD • NORTH CAROLINA • BORN 6/26/84 • ACQUIRED FROM NEW YORK WITH TYSON CHANDLER IN EXCHANGE FOR SAMUEL DALEMBERT, JOSE CALDERON, WAYNE ELLINGTON, SHANE LARKIN AND TWO SECOND ROUND PICKS 6/25/14 • COMPLETED CONTRACT 6/30/16

YEAR	GP-GS	MIN	AVG	FGM-FGA	PCT	FTM-FTA	PCT	- REBOUNDS -			AVG	AST	PF-D	STL	TO	BLK	PTS	AVG	HI
								OFF	DEF	TOT									
14-15	29-3	281	9.7	43-106	.406	12-15	.800	2	24	26	0.9	41	17-0	11	18	4	108	3.7	15
15-16	80-31	2192	27.4	277-682	.406	149-176	.847	36	222	258	3.2	284	141-0	68	121	15	763	9.5	23
TOT	109-34	2473	22.7	320-788	.406	161-191	.843	38	246	284	2.6	325	158-0	79	139	19	871	8.0	23

Three-point FG: '14-15, 10-34 (.340); '15-16, 60-213 (.282). TOTAL, 70-247 (.283)

YEAR	GP-GS	MIN	AVG	FGM-FGA	PCT	FTM-FTA	PCT	NBA PLAYOFF STATISTICS			AVG	AST	PF-D	STL	TO	BLK	PTS	AVG	HI
								OFF	DEF	TOT									
14-15	3-1	36	12.0	4-15	.267	3-3	1.000	1	6	7	2.3	4	1-0	0	0	0	11	3.7	9
15-16	5-4	172	34.5	32-69	.464	7-11	.636	2	21	23	4.6	23	14-0	6	12	0	75	15.0	21
TOT	8-5	208	26.0	36-84	.429	10-14	.714	3	27	30	3.8	27	15-0	6	12	0	86	10.8	21

Three-point FG: '14-15, 0-4 (.000); '15-16, 4-14 (.286). Total, 4-18 (.222)

FERRELL, YOGI #11

6-0 GUARD • INDIANA • BORN 5/9/93 • SIGNED TO A 10-DAY CONTRACT 1/28/17 • SIGNED TO A MULTI-YEAR DEAL 2/7/17 • COMPLETED CONTRACT 6/30/18

YEAR	GP-GS	MIN	AVG	FGM-FGA	PCT	FTM-FTA	PCT	- REBOUNDS -			AVG	AST	PF-D	STL	TO	BLK	PTS	AVG	HI
								OFF	DEF	TOT									
16-17	36-29	1046	29.0	142-345	.412	64-73	.877	16	83	99	2.8	155	79-0	40	56	7	408	11.3	32
17-18	82-21	2281	27.8	311-730	.426	82-103	.796	26	223	249	3.0	201	153-0	64	78	9	838	10.2	24
TOT	118-50	3328	28.2	453-1075	.421	146-176	.830	42	306	348	2.9	356	232-0	104	134	16	1246	10.6	32

Three-point FG: '16-17, 60-149 (.403); '17-18, 134-359 (.373). TOTAL, 194-508 (.382)

FINLEY, MICHAEL #4

6-7 GUARD/FORWARD • WISCONSIN '95 • BORN 3/6/73 • ACQUIRED FROM PHOENIX WITH SAM CASSELL, A.C. GREEN AND A SECOND-ROUND DRAFT CHOICE FOR JASON KIDD, TONY DUMAS AND LOREN MEYER 12/26/96 • WAIVED 8/15/05

YEAR	GP-GS	MIN	AVG	FGM-FGA	PCT	FTM-FTA	PCT	- REBOUNDS -			AVG	AST	PF-D	STL	TO	BLK	PTS	AVG	HI
								OFF	DEF	TOT									
96-97	56-36	1994	35.6	334-774	.432	142-176	.807	54	198	252	4.5	156	96-0	50	120	20	897	16.0	33
97-98	82-82	3394	41.4	675-1505	.449	326-416	.784	150	288	438	5.3	405	163-0	132	219	30	1763	21.5	39
98-99	50-50	2051	41.0	389-876	.444	186-226	.823	69	194	263	5.3	218	96-1	66	107	15	1009	20.2	36
99-00	82-82	3464	42.2	748-1636	.457	260-317	.820	122	396	518	6.3	438	171-1	109	196	32	1855	22.6	38
00-01	82-82	3443	42.0	711-1552	.458	252-325	.775	109	316	425	5.2	360	174-2	118	190	32	1765	21.5	38
01-02	69-69	2754	39.9	569-1228	.463	210-251	.837	90	270	360	5.2	230	144-1	65	117	25	1424	20.6	39
02-03	69-69	2642	38.3	507-1193	.425	198-230	.861	107	295	402	5.8	205	105-0	76	114	21	1331	19.3	42
03-04	72-72	2778	38.6	514-1159	.443	164-193	.850	78	247	325	4.5	212	118-0	84	83	39	1342	18.6	38
04-05	64-64	2358	36.8	387-907	.427	113-136	.831	45	217	262	4.1	169	123-0	48	60	18	1003	15.7	33
TOT	626-606	24878	39.7	4834-10830	.446	1851-2270	.815	824	2421	3245	5.2	2393	1190-5	748	1206	232	12389	19.8	42

Three-point FG: '96-97, 87-225 (.387); '97-98, 87-244 (.357); '98-99, 45-136 (.331); '99-00, 99-247 (.401); '00-01, 91-263 (.346); '01-02, 76-224 (.339); '02-03, 119-322 (.370); '03-04, 150-370 (.405); '04-05, 116-285 (.407). Total, 870-2316 (.376)

YEAR	GP-GS	MIN	AVG	FGM-FGA	PCT	FTM-FTA	PCT	NBA PLAYOFF STATISTICS			AVG	AST	PF-D	STL	TO	BLK	PTS	AVG	HI
								OFF	DEF	TOT									
00-01	10-10	434	43.4	72-200	.360	36-44	.818	13	40	53	5.3	44	23-0	12	24	2	197	19.7	33
01-02	8-8	373	46.6	69-184	.466	45-50	.900	13	37	50	6.3	18	24-0	12	15	4	197	24.6	37
02-03	20-20	822	41.1	131-301	.435	57-66	.864	25	90	115	5.8	60	46-0	26	31	12	366	18.3	31
03-04	5-5	196	39.2	26-68	.382	6-10	.600	6	10	16	3.2	13	8-0	4	9	3	65	13.0	18
04-05	13-13	491	37.8	65-153	.425	16-18	.889	13	43	56	4.3	28	32-0	17	13	0	170	13.1	31
TOT	56-56	2316	41.4	363-870	.417	160-188	.851	70	220	290	5.2	163	133-0	71	92	21	995	17.8	37

Three-point FG: None Attempted.

YEAR	SITE	GP-GS	MIN	FGM-FGA	PCT	FTM-FTA	PCT	NBA ALL-STAR STATISTICS			AVG	AST	PF-D	STL	TO	BLK	PTS	AVG
								OFF	DEF	TOT								
2000	OAK	1-0	10	5-6	.833	0-0	1.000	0	1	1	0	0-0	0	1	0	11	11.0	
2001	WAS	1-0	19	5-15	.333	2-2	1.000	2	1	3	5	0-0	0	1	0	12	12.0	
TOT		2-0	29	10-21	.476	2-2	1.000	2	2	4	5	0-0	0	2	0	23	11.5	

Three-point FG: '00, 1-2 (.500); '01, 0-2 (.000). Total, 1-4 (.250)

FISHER, DEREK #6

6-1 GUARD • ARKANSAS-LITTLE ROCK • BORN 8/9/74 • FREE AGENT SIGNEE 11/29/12 • WAIVED 12/22/12

YEAR	GP-GS	MIN	AVG	FGM-FGA	PCT	FTM-FTA	PCT	- REBOUNDS -			AVG	AST	PF-D	STL	TO	BLK	PTS	AVG	HI
								OFF	DEF	TOT									
12-13	9-9	229	25.4	23-65	.354	21-23	.913	0	15	15	1.7	31	24-2	5	18	2	77	8.6	20

Three-point FG: 10-23 (.435)



**FORTSON, DANNY #21**

6-8 CENTER • CINCINNATI '98 • BORN 3/27/76 • ACQUIRED FROM GOLDEN STATE WITH ANTAWN JAMISON, CHRIS MILLS AND JIRI WELSCH FOR EVAN ESCHMEYER, NICK VAN EXEL, AVERY JOHNSON, POPEYE JONES AND ANTOINE RIGADEAU 8/18/03 • TRADED TO SEATTLE FOR CALVIN BOOTH 7/26/04

YEAR	GP-GS	MIN	AVG	FGM-FGA	PCT	FTM-FTA	PCT	- REBOUNDS -			AVG	AST	PF-D	STL	TO	BLK	PTS	AVG	HI
								OFF	DEF	TOT									
03-04	56-20	625	11.2	71-139	.511	75-92	.815	114	136	250	4.5	9	148-0	12	37	11	217	3.9	11

Three-point FG: None Attempted.

GARNETT, BILL #20

6-9 FORWARD • D-1982 1ST RND (4TH OVERALL) • WYOMING '82 • BORN 4/22/60 • TRADED TO INDIANA WITH TERENCE STANSBURY FOR A 1990 FIRST-ROUND CHOICE 10/22/84

YEAR	GP-GS	MIN	AVG	FGM-FGA	PCT	FTM-FTA	PCT	- REBOUNDS -			AVG	AST	PF-D	STL	TO	BLK	PTS	AVG	HI
								OFF	DEF	TOT									
82-83	75-13	1411	18.8	170-319	.533	129-174	.741	141	265	406	5.4	103	245-3	48	81	70	469	6.3	15
83-84	80-34	1529	19.1	141-299	.472	129-176	.733	123	208	331	4.1	128	217-4	44	68	66	411	5.1	13
TOT	155-47	2940	19.0	311-618	.503	258-350	.737	264	473	737	4.8	231	462-7	92	149	136	880	5.7	15

Three-point FG: '82-83, 0-3 (.000); '83-84, 0-2 (.000). Total, 0-5 (.000)

YEAR	GP-GS	MIN	AVG	FGM-FGA	PCT	FTM-FTA	PCT	NBA PLAYOFF STATISTICS			AVG	AST	PF-D	STL	TO	BLK	PTS	AVG	HI
								OFF	DEF	TOT									
83-84	8-0	74	9.3	15-30	.500	7-8	.875	10	12	22	2.8	4	10-0	0	1	2	38	4.8	14

Three-point FG: 1-1 (.000)

GARRICK, TOM #5

6-2 GUARD • RHODE ISLAND '88 • BORN 7/7/66 • SIGNED 10-DAY CONTRACTS 3/22/92 AND 4/3/92 • RELEASED 4/12/92

YEAR	GP-GS	MIN	AVG	FGM-FGA	PCT	FTM-FTA	PCT	- REBOUNDS -			AVG	AST	PF-D	STL	TO	BLK	PTS	AVG	HI
								OFF	DEF	TOT									
91-92	6-0	63	10.5	4-17	.235	2-2	1.000	2	4	6	2.8	17	7-0	8	4	0	10	1.7	4

Three-point FG: 0-1 (.000)

GATLING, CHRIS #25

6-10 FORWARD • OLD DOMINION '91 • BORN 9/3/67 • FREE AGENT SIGNEE 7/17/96 • TRADED TO NEW JERSEY WITH SAM CASSELL, JIM JACKSON, GEORGE MCCLLOUD AND ERIC MONTROSS FOR SHAWN BRADLEY, ED O'BANNON, ROBERT PACK AND KHALID REEVES 2/17/97

YEAR	GP-GS	MIN	AVG	FGM-FGA	PCT	FTM-FTA	PCT	- REBOUNDS -			AVG	AST	PF-D	STL	TO	BLK	PTS	AVG	HI
								OFF	DEF	TOT									
96-97	44-1	1191	27.1	309-580	.533	221-313	.706	126	222	348	7.9	25	125-1	35	114	31	840	19.1	35

Three-point FG: 1-6 (.167)

YEAR	SITE	GP-GS	MIN	FGM-FGA	PCT	FTM-FTA	PCT	NBA ALL-STAR STATISTICS			AST	PF-D	STL	TO	BLK	PTS
								OFF	DEF	TOT						
1997	CLE	1-0	12	1-8	.250	0-0	-	0	2	2	0	1-0	1	0	2	

Three-point FG: None Attempted

GEORGE, DEVEAN #40

6-8 GUARD/FORWARD • AUGSBURG '99 • BORN 8/29/77 • FREE AGENT SIGNEE 8/2/06 • RE-SIGNED 7/12/07 • RE-SIGNED 8/20/08 • TRADED WITH ANTOINE WRIGHT TO TORONTO FOR SHAWN MARION, KRIS HUMPHRIES, NATHAN JAWAI AND CASH CONSIDERATIONS IN A DEAL THAT ALSO SENT GREG BUCKNER TO DALLAS FROM MEMPHIS FOR JERRY STACKHOUSE AND CASH CONSIDERATIONS, A SECOND-ROUND PICK AND CASH CONSIDERATIONS FROM TORONTO TO MEMPHIS, AND HEDO TURKOGLU FROM ORLANDO TO TORONTO FOR CASH CONSIDERATIONS FROM DALLAS AND TORONTO

YEAR	GP-GS	MIN	AVG	FGM-FGA	PCT	FTM-FTA	PCT	- REBOUNDS -			AVG	AST	PF-D	STL	TO	BLK	PTS	AVG	HI
								OFF	DEF	TOT									
06-07	60-17	1283	21.4	146-370	.395	36-48	.750	57	156	213	3.6	33	143-2	46	51	23	381	6.4	21
07-08	53-4	821	15.5	74-207	.357	24-34	.706	28	109	137	2.6	35	90-1	19	24	13	194	3.7	13
08-09	43-17	708	16.5	54-142	.380	17-22	.773	25	53	78	1.8	15	57-0	23	17	11	147	3.4	13
TOT	156-38	2812	18.0	274-719	.381	77-104	.740	110	318	428	2.7	83	290-3	88	92	47	722	4.6	21

Three-point FG: '06-07, 53-150 (.363); '07-08, 22-68 (.324); '08-09, 22-76 (.289). Total, 97-294 (.330)

YEAR	GP-GS	MIN	AVG	FGM-FGA	PCT	FTM-FTA	PCT	NBA PLAYOFF STATISTICS			AVG	AST	PF-D	STL	TO	BLK	PTS	AVG	HI
								OFF	DEF	TOT									
06-07	6-1	109	18.2	5-24	.208	8-10	.800	4	14	18	3.0	4	12-0	6	7	2	21	3.5	10
07-08	5-0	62	12.4	11-28	.393	3-5	.600	4	11	15	3.0	0	7-0	2	3	2	29	5.8	11
TOT	11-1	171	15.5	16-52	.308	11-15	.733	8	25	33	3.0	4	19-0	8	10	4	50	4.5	11

Three-point FG: '06-07, 3-12 (.250); '07-08, 4-12 (.333). Total, 7-24 (.292)

GIBSON, JONATHAN #3

6-2 GUARD • BORN 11/8/87 • NEW MEXICO STATE • FREE AGENT SIGNEE 11/17/16 • WAIVED 12/27/16

YEAR	GP-GS	MIN	AVG	FGM-FGA	PCT	FTM-FTA	PCT	- REBOUNDS -			AVG	AST	PF-D	STL	TO	BLK	PTS	AVG	HI
								OFF	DEF	TOT									
16-17	17-0	231	13.6	35-95	.368	21-29	.724	1	21	22	1.3	26	21-0	8	21	0	106	6.2	26

Three-point FG: 15-45 (.333)



**GOODEN, DREW #90**

6-10 FORWARD • KANSAS '03 • BORN 9/24/81 • FREE AGENT SIGNEE 7/30/09 • TRADED TO WASHINGTON ALONG WITH JOSH HOWARD, QUINTON ROSS AND JAMES SINGLETON FOR CARON BUTLER, BRENDAN HAYWOOD, DESHAWN STEVENSON AND CASH CONSIDERATIONS (2/13/10)

YEAR	GP-GS	MIN	AVG	FGM-FGA	PCT	FTM-FTA	PCT	- REBOUNDS -			PF-D	STL	TO	BLK	PTS	AVG	HI		
								OFF	DEF	TOT									
09-10	28-19	741	22.4	157-336	.467	93-115	.809	123	193	316	6.9	26	129-3	26	56	50	408	8.9	24

Three-point FG: 1-6 (.167)

GRANDHOLM, JIM #50

7-0 CENTER • SOUTH FLORIDA '84 • BORN 10/4/60 • FREE AGENT SIGNEE 10/1/90 • WAIVED 10/18/90 • FREE AGENT SIGNEE 11/10/90 • COMPLETED CONTRACT 4/91

YEAR	GP-GS	MIN	AVG	FGM-FGA	PCT	FTM-FTA	PCT	- REBOUNDS -			PF-D	STL	TO	BLK	PTS	AVG	HI		
								OFF	DEF	TOT									
90-91	26-0	168	6.5	30-58	.517	10-21	.476	20	30	50	1.9	8	33-0	2	11	8	79	3.0	10

Three-point FG: 9-17 (.529)

GREEN, A.C. #45

6-9 FORWARD • OREGON STATE '85 • BORN 10/4/63 • ACQUIRED FROM PHOENIX WITH MICHAEL FINLEY, SAM CASSELL AND A 1998 SECOND-ROUND DRAFT CHOICE FOR JASON KIDD, LOREN MEYER AND TONY DUMAS 12/26/96 • FREE AGENT SIGNEE 8/31/99 • TRADED TO L.A. LAKERS FOR SEAN ROOKS AND A 2000 SECOND-ROUND DRAFT CHOICE 9/1/99

YEAR	GP-GS	MIN	AVG	FGM-FGA	PCT	FTM-FTA	PCT	- REBOUNDS -			PF-D	STL	TO	BLK	PTS	AVG	HI		
								OFF	DEF	TOT									
96-97	56-54	1944	34.7	173-356	.486	97-149	.651	189	329	518	9.3	52	111-0	52	54	15	444	7.9	21
97-98	82-68	2649	32.3	242-534	.453	116-162	.716	219	449	668	8.1	123	157-0	78	68	27	600	7.3	25
98-99	50-35	924	18.5	108-256	.422	30-52	.577	82	146	228	4.6	25	69-0	28	19	8	246	4.9	19
TOT	188-157	5517	29.3	523-1146	.456	243-363	.669	490	924	1414	7.5	200	337-0	158	141	50	1290	6.9	25

Three-point FG: '96-97, 1-17 (.059); '97-98, 0-4 (.000); '98-99, 0-8 (.000). Total, 1-29 (.034)

GREEN, GERALD #8

6-8 GUARD • GULF SHORES ACADEMY (TEXAS) '05 • BORN 1/26/86 • FREE AGENT SIGNEE 7/2/08 • COMPLETED CONTRACT 5/09

YEAR	GP-GS	MIN	AVG	FGM-FGA	PCT	FTM-FTA	PCT	- REBOUNDS -			PF-D	STL	TO	BLK	PTS	AVG	HI		
								OFF	DEF	TOT									
08-09	38-12	376	9.9	79-180	.439	27-32	.844	14	40	54	1.4	15	51-0	10	33	5	199	5.2	17

Three-point FG: 14-46 (.304)

NBA PLAYOFF STATISTICS

YEAR	GP-GS	MIN	AVG	FGM-FGA	PCT	FTM-FTA	PCT	OFF	DEF	TOT	AVG	AST	PF-D	STL	TO	BLK	PTS	AVG	HI
08-09	6-0	26	4.3	4-14	.286	2-4	.500	0	2	2	0.3	0	4-0	1	2	0	11	1.8	5

Three-point FG: 1-5 (.200)

GRIFFIN, ADRIAN #7/44

6-5 GUARD/FORWARD • SETON HALL '96 • BORN 7/4/74 • FREE AGENT SIGNEE 7/27/01 • COMPLETED CONTRACT 5/30/03 • FREE AGENT SIGNEE 11/28/05 • COMPLETED CONTRACT 6/30/06

YEAR	GP-GS	MIN	AVG	FGM-FGA	PCT	FTM-FTA	PCT	- REBOUNDS -			PF-D	STL	TO	BLK	PTS	AVG	HI		
								OFF	DEF	TOT									
01-02	58-34	1383	23.8	179-359	.499	41-49	.837	68	161	229	3.9	106	142-2	75	42	12	415	7.2	23
02-03	74-48	1373	18.6	146-337	.433	27-32	.844	88	176	264	3.6	105	157-0	77	47	6	325	4.4	17
05-06	52-45	1245	23.9	98-204	.480	41-53	.774	75	152	227	4.4	89	113-1	51	39	9	237	4.6	14
TOT	184-127	4001	21.7	423-900	.470	109-134	.813	231	489	720	3.9	300	412-3	203	128	27	977	5.3	23

Three-point FG: '01-02, 16-54 (.296); '02-03, 6-24 (.250); '05-06, 0-2 (.000). Total, 22-80 (.275)

NBA PLAYOFF STATISTICS

YEAR	GP-GS	MIN	AVG	FGM-FGA	PCT	FTM-FTA	PCT	OFF	DEF	TOT	AVG	AST	PF-D	STL	TO	BLK	PTS	AVG	HI
01-02	4-1	57	14.3	10-17	.588	0-2	.000	2	7	9	2.3	4	6-0	2	3	1	20	5.0	14
02-03	15-2	131	8.7	17-41	.415	2-2	1.000	17	27	44	2.9	8	24-0	4	9	0	37	2.5	15
05-06	20-8	349	17.5	32-59	.542	7-8	.875	28	43	71	3.6	24	42-0	15	11	2	71	3.6	13
TOTAL	39-11	537	13.8	59-117	.504	9-13	.692	47	77	124	3.2	36	72-0	21	23	3	128	3.3	15

Three-point FG: '01-02, 0-2 (.000); '02-03, 1-3 (.333). Total, 1-5 (.200)

HAMMONS, A.J. #20

7-0 CENTER • PURDUE • BORN 8/27/92 • D-2016 2ND RND (46TH OVERALL) • TRADED TO MIAMI FOR JOSH MCROBERTS, A FUTURE SECOND-ROUND PICK AND CASH CONSIDERATIONS 7/7/17

YEAR	GP-GS	MIN	AVG	FGM-FGA	PCT	FTM-FTA	PCT	- REBOUNDS -			PF-D	STL	TO	BLK	PTS	AVG	HI		
								OFF	DEF	TOT									
16-17	22-0	163	7.4	17-42	.405	9-20	.450	8	28	36	1.6	4	21-0	1	10	13	48	2.2	9

Three-point FG: 5-10 (.500)





HARDAWAY SR., TIM #10

6-0 GUARD • TEXAS-EL PASO '89 • BORN 9/1/66 • ACQUIRED FROM MIAMI FOR A SECOND-ROUND DRAFT CHOICE 8/22/01 • TRADED WITH JUWAN HOWARD, DONNELL HARVEY AND A 2002 FIRST-ROUND DRAFT CHOICE TO DENVER FOR TARIQ ABDUL-WAHAD, AVERY JOHNSON, RAEF LAFRENTZ AND NICK VAN EXEL 2/21/02

		- REBOUNDS -																		
YEAR	GP-GS	MIN	AVG	FGM-FGA	PCT	FTM-FTA	PCT	OFF	DEF	TOT	AVG	AST	PF-D	STL	TO	BLK	PTS	AVG	HI	
01-02	54-2	1276	23.6	179-494	.362	65-78	.833	13	84	97	1.8	201	84-0	40	73	8	518	9.6	21	

Three-point FG: 95-279 (.341)

HARPER, DEREK #12

6-4 GUARD • D-1983 1ST RND (11TH OVERALL) • ILLINOIS '84 • BORN 9/13/61 • TRADED TO NEW YORK FOR TONY CAMPBELL AND THE KNICKS 1997 FIRST-ROUND CHOICE 1/6/94 • FREE AGENT SIGNEE 7/26/96 • TRADED TO ORLANDO WITH ED O'BANNON FOR DENNIS SCOTT AND \$500,000 9/2/97

		- REBOUNDS -																		
YEAR	GP-GS	MIN	AVG	FGM-FGA	PCT	FTM-FTA	PCT	OFF	DEF	TOT	AVG	AST	PF-D	STL	TO	BLK	PTS	AVG	HI	
83-84	82-1	1712	20.9	200-451	.443	66-98	.673	53	119	172	2.9	143-0	95	111	21	469	5.7	19		
84-85	82-1	2218	27.0	329-633	.520	111-154	.721	47	152	199	3.60	4.4	194-1	144	123	37	790	9.6	22	
85-86	79-39	2150	27.2	390-730	.534	171-229	.747	75	151	226	4.16	5.3	166-1	153	144	23	963	12.2	26	
86-87	77-76	2556	33.2	497-993	.501	160-234	.684	51	148	199	6.09	7.9	195-0	167	138	25	1230	16.0	31	
87-88	82-82	3032	37.0	536-1167	.459	261-344	.759	71	175	246	6.34	7.7	164-0	168	190	35	1393	17.0	35	
88-89	81-81	2968	36.6	538-1127	.477	229-284	.806	46	182	228	5.70	7.0	219-3	172	205	41	1404	17.3	38	
89-90	82-82	3007	36.7	567-1161	.488	250-315	.794	54	190	244	6.09	7.4	224-1	187	207	26	1473	18.0	42	
90-91	77-77	2879	37.4	572-1226	.467	286-391	.731	59	174	233	5.48	7.1	222-1	147	177	14	1519	19.7	34	
91-92	65-64	2252	34.6	448-1011	.443	198-261	.759	49	121	170	3.73	5.7	150-0	101	154	17	1152	17.7	38	
92-93	62-60	2108	34.0	393-939	.419	239-316	.756	42	81	123	3.34	5.4	145-1	80	136	16	1126	18.2	35	
93-94	28-28	893	31.9	130-342	.380	28-50	.560	10	45	55	9.8	3.5	46-0	45	54	4	325	11.6	33	
96-97	75-29	2210	29.5	299-674	.444	95-128	.742	30	107	137	3.21	4.3	144-0	92	132	12	753	10.0	29	
TOT	872-620	27985	32.1	4899-10454	.468	2094-2902	.722	587	1645	2232	5.11	5.7	2012-8	1841	1728	271	12597	14.4	42	

Three-point FG: '83-84, 3-26 (.115); '84-85, 21-61 (.344); '85-86, 12-51 (.235); '86-87, 76-212 (.358); '87-88, 60-192 (.313); '88-89, 99-278 (.356); '89-90, 89-240 (.371); '90-91, 89-246 (.362); '91-92, 58-186 (.312); '92-93, 101-257 (.393); '93-94, 37-105 (.352); '96-97, 60-176 (.341). Total, 705-2030 (.347)

NBA PLAYOFF STATISTICS

YEAR	GP-GS	MIN	AVG	FGM-FGA	PCT	FTM-FTA	PCT	OFF	DEF	TOT	AVG	AST	PF-D	STL	TO	BLK	PTS	AVG	HI
83-84	10-0	226	22.6	21-54	.389	5-7	.714	8	12	20	2.8	16-0	11	6	2	50	5.0	14	
84-85	4-0	132	33.0	10-21	.476	5-7	.714	1	11	12	2.0	5.0	12-0	6	4	1	26	6.5	10
85-86	10-10	348	34.8	57-107	.533	12-16	.750	13	6	19	7.6	27-0	23	23	0	134	13.4	24	
86-87	4-4	123	30.8	20-40	.500	24-30	.800	2	10	12	2.7	6.8	7-0	7	5	0	66	16.5	30
87-88	17-17	602	35.4	89-202	.441	43-59	.729	11	32	43	12.1	7.1	44-0	32	32	5	230	13.5	35
89-90	3-3	119	39.7	21-48	.438	11-16	.688	2	6	8	2.3	7.7	13-0	4	12	0	58	19.3	24
TOT	48-34	1550	32.8	218-472	.462	100-135	.741	37	77	114	2.95	6.2	119-0	83	82	8	564	11.8	35

Three-point FG: '83-84, 3-8 (.375); '84-85, 1-3 (.333); '85-86, 8-14 (.571); '86-87, 2-9 (.222); '87-88, 9-36 (.250); '89-90, 5-16 (.313). Total, 28-86 (.326)

HARRINGTON, ADAM #21

6-5 GUARD • AUBURN '02 • BORN 7/5/80 • FREE AGENT SIGNEE 9/30/02 • WAIVED 1/7/03

		- REBOUNDS -																		
YEAR	GP-GS	MIN	AVG	FGM-FGA	PCT	FTM-FTA	PCT	OFF	DEF	TOT	AVG	AST	PF-D	STL	TO	BLK	PTS	AVG	HI	
02-03	13-0	37	2.8	4-17	.235	2-2	1.000	0	2	2	0.2	2	2-0	1	2	1	11	0.8	5	

Three-point FG: 1-3 (.333)

HARRIS, DEVIN #34 (2004-08; 2015-19), #20 (2013-15)

6-3 GUARD • WISCONSIN • BORN 2/27/83 • DRAFT RIGHTS ACQUIRED FROM WASHINGTON WITH CHRISTIAN LAETTNER AND JERRY STACKHOUSE FOR ANTAWN JAMISON AND CASH CONSIDERATIONS 6/24/04 • TRADED TO NEW JERSEY WITH DESAGANA DIOP, TRENTON HASSELL, MAURICE AGER, KEITH VAN HORN AND TWO FIRST ROUND PICKS FOR JASON KIDD, MALIK ALLEN AND ANTOINE WRIGHT 2/19/08 • RETURNED TO DALLAS AS FREE AGENT SIGNEE 7/31/13 • RE-SIGNED 7/7/14 • AS PART OF A THREE-TEAM TRADE, TRADED FROM DALLAS TO DENVER IN A DEAL THAT SENT DOUG MCDERMOTT FROM NEW YORK TO DALLAS, EMMANUEL MUDIAY FROM DENVER TO NEW YORK, A 2018 SECOND ROUND PICK FROM THE KNICKS TO THE NUGGETS, AND A 2018 SECOND ROUND PICK FROM THE NUGGETS TO THE MAVERICKS (2/8/18) • RETURNED TO MAVERICKS AS FREE AGENT SIGNEE 7/8/18 • COMPLETED CONTRACT 6/30/19

		- REBOUNDS -																		
YEAR	GP-GS	MIN	AVG	FGM-FGA	PCT	FTM-FTA	PCT	OFF	DEF	TOT	AVG	AST	PF-D	STL	TO	BLK	PTS	AVG	HI	
04-05	76-19	1173	15.4	157-366	.429	78-103	.757	28	74	102	1.3	169	139-0	77	82	19	436	5.7	17	
05-06	56-4	1275	22.8	190-405	.469	169-236	.716	26	99	125	2.2	177	121-2	53	84	16	554	9.9	22	
06-07	80-61	2081	26.0	292-593	.492	215-216	.824	45	151	196	2.2	296	242-5	96	146	21	813	10.2	24	
07-08	39-39	1184	30.4	187-387	.483	161-196	.821	17	74	91	2.3	206	127-0	56	93	2	560	14.4	25	
13-14	40-0	818	20.4	96-254	.378	92-115	.800	8	77	85	2.1	178	72-1	28	59	2	315	7.9	20	
14-15	76-3	1685	22.2	219-524	.418	132-162	.815	13	122	135	1.8	237	147-2	78	85	14	665	8.8	21	
15-16	64-0	1280	20.0	167-374	.447	101-140	.721	18	120	138	2.2	118	124-1	60	66	13	487	7.6	19	
16-17	65-0	1087	16.7	136-341	.399	107-129	.829	11	116	127	2.0	136	101-0	43	57	7	437	6.7	17	
17-18	44-1	807	18.3	118-284	.415	93-112	.830	9	76	85	1.9	85	103-1	33	49	8	373	8.5	17	
18-19	68-2	1071	15.7	132-347	.380	102-134	.761	12	100	112	1.6	122	133-0	35	56	16	428	6.3	20	
TOT	608-129	12461	20.5	1694-3875	.437	1250-1588	.787	187	1009	1196	2.8	1724	1309-12	559	777	118	5068	8.3	25	

Three-point FG: '04-05, 44-131 (.336); '05-06, 0-8 (.000); '06-07, 3-10 (.300); '13-14, 11-25 (.440); '14-15, 0-11 (.000); '15-16, 4-13 (.308). Total, 20-73 (.274)

NBA PLAYOFF STATISTICS

YEAR	GP-GS	MIN	AVG	FGM-FGA	PCT	FTM-FTA	PCT	OFF	DEF	TOT	AVG	AST	PF-D	STL	TO	BLK	PTS	AVG	HI
04-05	9-0	80	8.9	7-16	.438	6-9	.667	0	11	11	1.2	11	5-0	4	10	1	22	2.4	6
05-06	23-15	558	24.3	82-171	.480	52-74	.703	15	24	39	1.7	50	69-0	18	42	3	216	9.4	30
06-07	6-6	163	27.2	31-63	.492	14-19	.737	1	11	12	2.0	30	23-0	6	9	1	79	13.2	16
13-14	7-0	176	25.2	31-66	.470	7-8	.875	1	16	17	2.4	27	13-0	2	11	2	80	11.4	19
14-15	4-0	74	18.4	8-23	.348	8-9	.889	1	7	8	2.0	4	10-0	2	4	0	24	6.0	10
15-16	5-0	121	24.1	15-30	.500	5-10	.500	1	13	14	2.8	8	16-0	3	3	0	39	7.8	12
TOT	54-21	1172	21.7	174-369	.471	92-129	.713	19	82	101	1.9	130	136-0	35	79	7	460	8.5	30

Three-point FG: '04-05, 2-6 (.333); '05-06, 0-8 (.000); '06-07, 3-10 (.300); '13-14, 11-25 (.440); '14-15, 0-11 (.000); '15-16, 4-13 (.308). Total, 20-73 (.274)



**HARRIS, LUCIOUS #30**

6-5 GUARD • D-1993 2ND RND (28TH OVERALL) • LONG BEACH STATE '93 • BORN 12/18/70 • RIGHTS RENOUNCED 7/17/96

YEAR	GP-GS	MIN	AVG	FGM-FGA	PCT	FTM-FTA	PCT	- REBOUNDS -			AVG	AST	PF-D	STL	TO	BLK	PTS	AVG	HI
								OFF	DEF	TOT									
93-94	77-0	1165	15.1	162-385	.421	87-119	.731	45	112	157	2.0	106	117-0	49	78	10	418	5.4	20
94-95	79-31	1695	21.5	280-610	.459	136-170	.800	85	135	220	2.8	132	105-0	58	77	14	751	9.5	31
95-96	61-1	1016	16.7	183-397	.461	68-87	.782	41	81	122	2.0	79	56-0	35	46	3	481	7.9	19
TOT	217-32	3876	17.9	625-1392	.449	291-376	.774	171	328	499	2.3	317	278-0	142	201	27	1650	7.6	31

Three-point FG: '93-94, 7-33 (.212); '94-95, 55-142 (.387); '95-96, 47-125 (.376); Total, 109-300 (.363)

HARRIS, MANNY #6

6-5 GUARD • MICHIGAN • BORN 9/21/89 • SIGNED TO A 10-DAY CONTRACT 3/9/17 • SIGNED TO A SECOND 10-DAY CONTRACT 3/19/17 • COMPLETED SECOND 10-DAY CONTRACT 3/29/17

YEAR	GP-GS	MIN	AVG	FGM-FGA	PCT	FTM-FTA	PCT	- REBOUNDS -			AVG	AST	PF-D	STL	TO	BLK	PTS	AVG	HI
								OFF	DEF	TOT									
16-17	4-0	25	6.2	3-15	.200	2-4	.500	3	6	9	2.3	2	1-0	0	2	0	8	2.0	5

Three-point FG: 0-2 (.000)

HARRISON, AARON #9

6-6 GUARD • KENTUCKY • BORN 10/28/94 • SIGNED TO A 10-DAY CONTRACT 3/22/18 • SIGNED FOR THE REMAINDER OF THE SEASON 4/1/18 • COMPLETED CONTRACT 6/30/18

YEAR	GP-GS	MIN	AVG	FGM-FGA	PCT	FTM-FTA	PCT	- REBOUNDS -			AVG	AST	PF-D	STL	TO	BLK	PTS	AVG	HI
								OFF	DEF	TOT									
17-18	9-3	233	25.9	19-69	.275	13-17	.765	4	20	24	2.7	11	27-0	9	3	2	60	6.7	16

Three-point FG: 9-43 (.209)

HARVEY, DONNELL #1

6-8 FORWARD • FLORIDA '03 • BORN 8/26/80 • ACQUIRED FROM NEW YORK WITH JOHN WALLACE FOR ERICK STRICKLAND AND THE DRAFT RIGHTS TO PETE MICKEAL 6/28/00 • TRADED WITH TIM HARDAWAY, JUWAN HOWARD AND A 2002 FIRST-ROUND DRAFT CHOICE TO DENVER FOR TARIQ ABDUL-WAHAD, AVERY JOHNSON, RAEF LAFRENTZ AND NICK VAN EXEL 2/21/02

YEAR	GP-GS	MIN	AVG	FGM-FGA	PCT	FTM-FTA	PCT	- REBOUNDS -			AVG	AST	PF-D	STL	TO	BLK	PTS	AVG	HI
								OFF	DEF	TOT									
00-01	18-0	65	3.6	8-14	.571	6-16	.375	6	14	20	1.1	2	15-0	3	7	1	22	1.2	5
01-02	18-0	162	9.0	14-26	.538	10-22	.455	12	34	46	2.6	5	27-0	4	8	5	38	2.1	12
TOT	36-0	227	6.3	22-40	.550	16-38	.421	18	48	66	1.8	7	42-0	7	15	6	60	1.7	12

Three-point FG: None Attempted.

HASSELL, TRENTON #23

6-5 FORWARD • AUSTIN PEAY '02 • BORN 3/4/79 • ACQUIRED FROM MINNESOTA FOR GREG BUCKNER 9/28/07 • TRADED TO NEW JERSEY WITH DESAGANA DIOP, DEVIN HARRIS, MAURICE AGER, KEITH VAN HORN AND TWO FIRST-ROUND PICKS FOR JASON KIDD, MALIK ALLEN AND ANTOINE WRIGHT 2/19/08

YEAR	GP-GS	MIN	AVG	FGM-FGA	PCT	FTM-FTA	PCT	- REBOUNDS -			AVG	AST	PF-D	STL	TO	BLK	PTS	AVG	HI
								OFF	DEF	TOT									
07-08	37-6	463	12.5	37-80	.463	1-2	.500	11	33	44	1.2	26	55-0	9	14	1	76	2.1	10

Three-point FG: 1-4 (.250)

HASSETT, JOE #10

6-5 GUARD • DISPERSAL CHOICE FROM INDIANA • PROVIDENCE '77 • BORN 9/11/55 • WAIVED 11/17/80

YEAR	GP-GS	MIN	AVG	FGM-FGA	PCT	FTM-FTA	PCT	- REBOUNDS -			AVG	AST	PF-D	STL	TO	BLK	PTS	AVG	HI
								OFF	DEF	TOT									
80-81	17-0	280	16.5	59-142	.415	10-13	.769	11	14	25	1.5	18	21-0	5	11	0	138	8.1	15

Three-point FG: 10-40 (.250)

HAYWOOD, BRENDAN #33

7-0 CENTER • NORTH CAROLINA • BORN 2/7/73 • ACQUIRED FROM WASHINGTON ALONG WITH CARON BUTLER, DESHAWN STEVENSON AND CASH CONSIDERATIONS FOR JOSH HOWARD, DREW GOODEN, QUINTON ROSS AND JAMES SINGLETON 2/13/10 • RE-SIGNED 7/9/10 • WAIVED AND DESIGNATED AS TEAM'S AMNESTY PLAYER 7/12/12

YEAR	GP-GS	MIN	AVG	FGM-FGA	PCT	FTM-FTA	PCT	- REBOUNDS -			AVG	AST	PF-D	STL	TO	BLK	PTS	AVG	HI
								OFF	DEF	TOT									
09-10	28-19	741	26.5	88-156	.564	50-87	.575	78	130	208	7.4	25	64-1	8	32	57	226	6.0	15
10-11	72-8	1331	18.5	128-223	.574	64-177	.362	129	247	376	5.2	19	146-0	16	51	74	320	4.4	12
11-12	54-54	1146	21.2	118-228	.518	45-96	.469	139	185	324	6.0	19	121-0	24	46	54	281	5.2	18
TOT	154-81	3218	20.9	334-607	.550	159-360	.442	346	562	908	5.9	63	331-1	48	129	185	827	5.4	18

THREE-POINT FG: '09-10, 0-1 (.000); '10-11, 0-1 (.000); '11-12, NONE ATTEMPTED. TOTAL, 0-2 (.000)

NBA PLAYOFF STATISTICS

YEAR	GP-GS	MIN	AVG	FGM-FGA	PCT	FTM-FTA	PCT	- REBOUNDS -			AVG	AST	PF-D	STL	TO	BLK	PTS	AVG	HI
								OFF	DEF	TOT									
09-10	6-2	139	23.2	12-21	.571	12-20	.600	18	19	37	6.2	3	14-0	7	3	10	36	6.0	10
10-11	18-0	275	15.3	18-31	.581	20-43	.465	34	39	73	4.1	4	48-0	2	13	18	56	3.1	9
11-12	4-4	61	15.3	4-14	.286	5-8	.625	7	6	13	3.3	1	8-0	1	2	2	13	3.3	4
TOT	28-6	475	17.0	34-66	.515	37-71	.521	59	64	123	4.4	8	70-0	10	18	30	105	3.8	10

Three-point FG: None Attempted.



**HENDERSON, ALAN #50**

6-9 FORWARD • INDIANA '95 • BORN 12/2/72 • ACQUIRED FROM ATLANTA WITH JASON TERRY AND A FUTURE FIRST-ROUND PICK FOR TONY DELK AND ANTOINE WALKER 8/4/04 • TRADED WITH CALVIN BOOTH AND CASH CONSIDERATIONS TO MILWAUKEE FOR KEITH VAN HORN 2/24/05 • FREE AGENT SIGNEE 3/1/05 • COMPLETED CONTRACT 5/30/05

YEAR	GP-GS	MIN	AVG	FGM-FGA	PCT	FTM-FTA	PCT	- REBOUNDS -			AVG	AST	PF-D	STL	TO	BLK	PTS	AVG	HI
								OFF	DEF	TOT									
04-05	78-10	1203	15.4	116-220	.527	41-76	.539	164	184	348	4.5	21	149-1	29	49	37	273	3.5	12

Three-point FG: 0-2 (.000)

YEAR	GP-GS	MIN	AVG	FGM-FGA	PCT	FTM-FTA	PCT	NBA PLAYOFF STATISTICS			AVG	AST	PF-D	STL	TO	BLK	PTS	AVG	HI
								OFF	DEF	TOT									
04-05	9-0	66	10.2	8-14	.571	2-2	1.000	11	6	17	1.9	0	15-0	2	2	2	18	2.0	4

Three-point FG: None Attempted.

HINTON, NATE #14

6-5 GUARD • HOUSTON • BORN 6/8/99 • SIGNED TO A TWO-WAY CONTRACT 12/1/20 • WAIVED 8/27/21

YEAR	GP-GS	MIN	AVG	FGM-FGA	PCT	FTM-FTA	PCT	- REBOUNDS -			AVG	AST	PF-D	STL	TO	BLK	PTS	AVG	HI
								OFF	DEF	TOT									
20-21	21-0	93	4.4	15-42	.357	7-10	.700	1	8	9	0.4	8	8-0	7	5	2	41	2.0	8

Three-point FG: 4-19 (.211)

HOLLINS, RYAN #1

7-0 CENTER • UCLA '06 • BORN 10/10/84 • ACQUIRED WITH MATT CARROLL FROM CHARLOTTE FOR DESAGANA DIOP 1/16/09 • COMPLETED CONTRACT 5/09

YEAR	GP-GS	MIN	AVG	FGM-FGA	PCT	FTM-FTA	PCT	- REBOUNDS -			AVG	AST	PF-D	STL	TO	BLK	PTS	AVG	HI
								OFF	DEF	TOT									
08-09	27-2	260	9.6	31-59	.525	17-33	.515	27	34	61	2.3	3	44-2	4	14	15	44	2.9	13

Three-point FG: None Attempted.

YEAR	GP-GS	MIN	AVG	FGM-FGA	PCT	FTM-FTA	PCT	NBA PLAYOFF STATISTICS			AVG	AST	PF-D	STL	TO	BLK	PTS	AVG	HI
								OFF	DEF	TOT									
08-09	9-0	84	9.3	8-14	.571	6-10	.600	9	15	24	2.7	1	22-0	1	4	4	22	2.	8

Three-point FG: None Attempted.

HODGE, DONALD #35

7-0 CENTER • D-1991 2ND RND (33RD OVERALL) • TEMPLE '92 • BORN 2/25/69 • WAIVED 2/19/96

YEAR	GP-GS	MIN	AVG	FGM-FGA	PCT	FTM-FTA	PCT	- REBOUNDS -			AVG	AST	PF-D	STL	TO	BLK	PTS	AVG	HI
								OFF	DEF	TOT									
91-92	51-27	1058	20.7	163-328	.497	100-150	.667	118	157	275	5.4	39	128-2	25	75	23	426	8.4	24
92-93	79-8	1267	16.0	161-400	.403	71-104	.683	93	201	294	3.7	75	204-2	33	90	37	393	5.0	14
93-94	50-0	428	8.6	46-101	.455	44-52	.846	46	49	95	1.9	32	66-1	15	30	13	136	2.7	12
94-95	54-0	633	11.7	83-204	.407	39-51	.765	40	82	122	2.3	41	107-1	10	39	14	209	3.9	13
95-96	13-0	113	8.7	9-24	.375	0-0	---	9	13	22	1.7	4	26-0	1	2	8	18	1.4	8
TOT	247-35	3499	14.2	462-1057	.437	254-357	.711	306	502	808	3.3	191	531-6	84	236	95	1182	4.8	24

Three-point FG: '91-92, None Attempted; '92-93, None Attempted; '93-94, None Attempted; '94-95, 4-14 (.286); '95-96, None Attempted. Total, 4-14 (.286)

HOPSON, SCOTTY #32

6-7 GUARD/FORWARD • TENNESSEE • BORN 8/8/89 • SIGNED TO A 10-DAY CONTRACT 2/26/18 • COMPLETED 10-DAY CONTRACT 3/7/18

YEAR	GP-GS	MIN	AVG	FGM-FGA	PCT	FTM-FTA	PCT	- REBOUNDS -			AVG	AST	PF-D	STL	TO	BLK	PTS	AVG	HI
								OFF	DEF	TOT									
17-18	1-0	8	8.4	0-1	.000	1-2	.500	0	0	0	0.0	1	0-0	0	1	0	1	1.0	1

Three-point FG: None Attempted.

HOWARD, BRIAN #41

6-7 FORWARD • NORTH CAROLINA STATE '90 • BORN 10/19/67 • FREE AGENT SIGNEE 2/3/92 • COMPLETED CONTRACT 4/93

YEAR	GP-GS	MIN	AVG	FGM-FGA	PCT	FTM-FTA	PCT	- REBOUNDS -			AVG	AST	PF-D	STL	TO	BLK	PTS	AVG	HI
								OFF	DEF	TOT									
91-92	27-0	318	11.8	54-104	.519	22-31	.710	17	34	51	1.9	14	55-2	11	15	8	131	4.9	14
92-93	68-22	1295	19.0	183-414	.442	72-94	.766	66	146	212	3.1	67	217-8	55	68	34	439	6.5	18
TOT	95-22	1613	17.0	237-518	.458	94-125	.752	83	180	263	2.8	81	272-10	66	83	42	570	6.0	18

Three-point FG: '91-92, 1-2 (.500); '92-93, 1-7 (.143). Total, 2-9 (.222)



**HOWARD, JOSH #5**

6-7 GUARD/FORWARD • WAKE FOREST '03 • BORN 4/28/80 • DRAFTED BY DALLAS IN THE FIRST-ROUND (29TH OVERALL) OF THE 2003 NBA DRAFT • TRADED TO WASHINGTON ALONG WITH DREW GOODEN, QUINTON ROSS AND JAMES SINGLETON FOR CARON BUTLER, BRENDAN HAYWOOD, DESHAWN STEVENSON AND CASH CONSIDERATIONS 2/13/10

- REBOUNDS -																			
YEAR	GP-GS	MIN	AVG	FGM-FGA	PCT	FTM-FTA	PCT	OFF	DEF	TOT	AVG	AST	PF-D	STL	TO	BLK	PTS	AVG	HI
03-04	67-29	1589	23.7	229-532	.430	97-138	.703	149	219	368	5.5	97	168-6	69	67	54	575	8.6	19
04-05	76-76	2446	32.2	377-793	.475	170-232	.733	169	315	484	6.4	109	211-3	116	122	49	958	12.6	30
05-06	59-58	1915	32.5	350-743	.471	196-267	.734	123	248	371	6.3	111	167-2	68	79	26	923	15.6	29
06-07	70-69	2455	35.1	493-1075	.459	243-294	.827	130	345	475	6.8	127	180-2	82	123	56	1321	18.9	30
07-08	76-76	2757	36.3	567-1247	.455	312-384	.813	120	412	532	7.0	164	202-1	59	114	32	1513	19.9	47
08-09	52-51	1663	32.0	353-783	.451	172-220	.782	59	204	263	5.1	83	135-1	55	89	30	936	18.0	31
09-10	31-9	827	25.7	137-342	.401	94-119	.790	26	86	112	3.6	44	78-0	23	43	9	388	12.5	25
TOT	431-368	13652	31.7	2506-5515	.454	1284-1654	.776	776	1829	2605	6.0	735	1141-15	472	637	256	6614	15.3	47

Three-point FG: '03-04, 20-66 (.303); '04-05, 34-115 (.296); '05-06, 27-63 (.429); '06-07, 92-239 (.385); '07-08, 67-210 (.319); '08-09, 58-168 (.345); '09-10, 20-75 (.267). Total, 318-936 (.340)

NBA PLAYOFF STATISTICS																			
YEAR	GP-GS	MIN	AVG	FGM-FGA	PCT	FTM-FTA	PCT	OFF	DEF	TOT	AVG	AST	PF-D	STL	TO	BLK	PTS	AVG	HI
03-04	5-0	86	17.2	8-36	.222	10-11	.909	17	15	32	6.4	4	12-0	6	7	6	27	5.4	11
04-05	13-13	428	32.9	78-155	.503	41-55	.745	33	63	96	7.4	24	60-3	11	28	7	201	15.5	29
05-06	23-23	824	35.8	140-309	.453	80-99	.808	41	130	171	7.4	32	85-1	23	52	14	384	16.7	27
06-07	6-6	248	41.3	51-99	.515	19-27	.704	15	44	59	9.8	17	22-1	13	12	5	128	21.3	21
07-08	5-5	171	34.2	21-72	.292	20-25	.800	12	23	35	7.0	7	10-0	2	9	2	63	12.6	29
08-09	10-10	295	29.5	56-128	.438	38-49	.776	10	41	51	5.1	13	24-0	9	21	4	158	15.8	28
TOT	62-57	2052	33.1	354-799	.443	208-266	.782	128	316	444	7.2	97	213-5	64	129	38	961	15.5	29

THREE-POINT FG: '03-04, 1-5 (.200); '04-05, 4-16 (.250); '05-06, 24-65 (.369); '06-07, 7-18 (.389); '07-08, 1-10 (.100); '08-09, 8-32 (.250). TOTAL, 45-146 (.308)

NBA ALL-STAR STATISTICS																			
YEAR	SITE	GP-GS	MIN	FGM-FGA	PCT	FTM-FTA	PCT	OFF	DEF	TOT	AST	PF-D	ST	TO	BLK	PTS	AVG		
2007	LV	1-0	20	1-3	.333	1-2	.500	1	3	4	3	1-0	0	2	0	3	3.0		
TOT		1-0	20	1-3	.333	1-2	.500	1	3	4	3	1-0	0	2	0	3	3.0		

Three-point FG: '07, 0-1 (.000). Total, 0-1 (.000)

HOWARD, JUWAN #5/55

6-9 FORWARD • MICHIGAN '95 • BORN 2/7/73 • ACQUIRED FROM WASHINGTON WITH CALVIN BOOTH AND OBINNA EKEZIE FOR CHRISTIAN LAETTNER, HUBERT DAVIS, LOY VAUGHT, COURTNEY ALEXANDER, ETAN THOMAS AND CASH 2/22/01 • FREE AGENT SIGNEE 11/1/07 • TRADED WITH TIM HARDAWAY, DONNELL HARVEY AND A 2002 FIRST-ROUND DRAFT CHOICE TO DENVER FOR TARIQ ABDUL-WAHAD, AVERY JOHNSON, RAEF LAFRENTZ AND NICK VAN EXEL 2/21/02 • COMPLETED CONTRACT 5/08

- REBOUNDS -																			
YEAR	GP-GS	MIN	AVG	FGM-FGA	PCT	FTM-FTA	PCT	OFF	DEF	TOT	AVG	AST	PF-D	STL	TO	BLK	PTS	AVG	HI
00-01	27-27	993	36.8	191-391	.488	99-127	.780	50	143	193	7.1	70	106-1	29	73	16	481	17.8	32
01-02	53-44	1659	31.3	270-585	.462	144-191	.754	138	252	390	7.4	93	170-1	28	78	30	684	12.9	36
07-08	50-0	353	7.1	23-64	.359	11-14	.786	21	60	81	1.6	17	62-0	5	17	2	57	1.1	6
TOT	130-71	3005	23.1	484-1040	.465	254-332	.765	209	455	664	5.1	180	338-2	62	168	48	1222	9.4	36

Three-point FG: '00-01, 0-3 (.000); '01-02, 0-1 (.000). Total, 0-4 (.000)

NBA PLAYOFF STATISTICS																			
YEAR	GP-GS	MIN	AVG	FGM-FGA	PCT	FTM-FTA	PCT	OFF	DEF	TOT	AVG	AST	PF-D	STL	TO	BLK	PTS	AVG	HI
00-01	10-10	391	39.1	49-136	.360	36-45	.800	29	54	83	8.3	14	38-0	6	14	5	134	13.4	19
07-08	3-0	11	3.7	0-2	.000	1-4	.250	0	0	0	0.0	1	2-0	0	0	0	1	0.3	1
TOT	13-10	402	30.9	49-138	.355	37-49	.755	29	54	83	8.3	15	40-0	6	14	5	135	10.4	19

THREE-POINT FG: None Attempted.

HUGHES, RICK #3

6-9 FORWARD • THOMAS MORE '96 • BORN 8/22/73 • FREE AGENT SIGNEE 11/4/99 • WAIVED 1/5/00

- REBOUNDS -																			
YEAR	GP-GS	MIN	AVG	FGM-FGA	PCT	FTM-FTA	PCT	OFF	DEF	TOT	AVG	AST	PF-D	STL	TO	BLK	PTS	AVG	HI
99-00	21-0	224	10.7	35-72	.486	12-26	.462	24	25	49	2.3	9	30-0	3	14	1	82	3.9	13

Three-point FG: 0-1 (.000)

HUMPHRIES, KRIS #43

6-9 FORWARD • MINNESOTA '07 • BORN 2/6/85 • ACQUIRED FROM TORONTO WITH SHAWN MARION, NATHAN JAWAI AND CASH CONSIDERATIONS IN A DEAL THAT ALSO SENT ANTOINE WRIGHT AND DEVEAN GEORGE TO TORONTO AND GREG BUCKNER TO DALLAS FROM MEMPHIS FOR JERRY STACKHOUSE AND CASH CONSIDERATIONS, A SECOND-ROUND PICK AND CASH CONSIDERATIONS FROM TORONTO TO MEMPHIS, AND HEDO TURKOGLU FROM ORLANDO TO TORONTO FOR CASH CONSIDERATIONS FROM DALLAS AND TORONTO • TRADED TO NEW JERSEY ALONG WITH SHAWNE WILLIAMS IN EXCHANGE FOR EDUARD NAJERA

- REBOUNDS -																			
YEAR	GP-GS	MIN	AVG	FGM-FGA	PCT	FTM-FTA	PCT	OFF	DEF	TOT	AVG	AST	PF-D	STL	TO	BLK	PTS	AVG	HI
09-10	25-0	315	12.6	53-115	.461	25-44	.568	38	57	95	3.8	7	43-0	7	13	11	131	5.2	15

Three-point FG: None Attempted.

HUSTON, GEOFF #20

6-2 GUARD • DISPERSAL CHOICE FROM NEW YORK • TEXAS TECH '79 • BORN 11/8/57 • TRADED TO CLEVELAND WITH 1983 THIRD-ROUND CHOICE FOR 1985 FIRST-ROUND CHOICE AND CHAD KINCH 2/7/81

- REBOUNDS -																			
YEAR	GP-GS	MIN	AVG	FGM-FGA	PCT	FTM-FTA	PCT	OFF	DEF	TOT	AVG	AST	PF-D	STL	TO	BLK	PTS	AVG	HI
80-81	56-56	1892	33.8	385-789	.488	128-185	.692	33	66	99	4.9	277	113-1	45	148	6	899	16.1	29

Three-point FG: 1-4 (.250)



**IUZZOLINO, MIKE #55 (1991-92), #13 (1992-93)**

5-11 GUARD • D-1991 2ND RND (35TH OVERALL) • ST. FRANCIS (PA.) '91 • BORN 1/22/68 • COMPLETED CONTRACT 4/93

YEAR	GP-GS	MIN	AVG	FGM-FGA	PCT	FTM-FTA	PCT	- REBOUNDS -			AVG	AST	PF-D	STL	TO	BLK	PTS	AVG	HI
								OFF	DEF	TOT									
91-92	52-21	1280	24.6	160-355	.451	107-128	.836	27	71	98	1.9	194	79-0	33	92	1	486	9.3	23
92-93	70-23	1769	25.3	221-478	.462	114-149	.765	31	109	140	2.0	328	101-0	49	129	6	610	8.7	23
TOT	122-44	3049	25.0	381-833	.457	221-277	.798	58	180	238	2.0	522	180-0	82	221	7	1096	9.0	23

Three-point FG: '91-92, 59-136 (.434); '92-93, 54-144 (.375). Total, 113-280 (.404)

JACKSON, JIM #24

6-6 GUARD • D-1992 1ST RND (4TH OVERALL) • OHIO STATE '93 • BORN 10/14/70 • TRADED TO NEW JERSEY WITH SAM CASSELL, CHRIS GATLING, GEORGE MCCLOUD AND ERIC MONTROSS FOR SHAWN BRADLEY, ED O'BANNON, ROBERT PACK AND KHALID REEVES 2/17/97

YEAR	GP-GS	MIN	AVG	FGM-FGA	PCT	FTM-FTA	PCT	- REBOUNDS -			AVG	AST	PF-D	STL	TO	BLK	PTS	AVG	HI
								OFF	DEF	TOT									
92-93	28-28	938	33.5	184-466	.395	68-92	.739	42	80	122	4.4	131	80-0	40	115	11	457	16.3	32
93-94	82-82	3066	37.4	637-1432	.445	285-347	.821	169	219	388	4.7	374	161-0	87	334	25	1576	19.2	37
94-95	51-51	1982	38.9	484-1026	.472	306-380	.805	120	140	260	5.1	191	92-0	28	160	12	1309	25.7	50
95-96	82-82	2820	34.4	569-1308	.435	345-418	.825	173	237	410	5.0	235	165-0	47	191	22	1604	19.6	38
96-97	46-46	1676	36.4	260-588	.442	148-188	.787	81	146	227	4.9	156	113-0	57	107	15	714	15.5	28
TOT	289-289	10482	36.3	2134-4820	.443	1152-1425	.808	585	822	1407	4.9	1087	611-0	259	907	85	5660	19.6	50

Three-point FG: '92-93, 21-73 (.288); '93-94, 17-60 (.283); '94-95, 35-110 (.318); '95-96, 121-333 (.363); '96-97, 46-139 (.331). Total, 240-715 (.336)

IWUNDU, WES #25

6-6 FORWARD • KANSAS STATE • BORN 12/20/94 • FREE AGENT SIGNEE 12/1/20 • TRADED WITH JAMES JOHNSON, 2021 SECOND ROUND PICK AND CASH TO NEW ORLEANS FOR J.J. REDICK AND NICOLÒ MELLI

YEAR	GP-GS	MIN	AVG	FGM-FGA	PCT	FTM-FTA	PCT	- REBOUNDS -			AVG	AST	PF-D	STL	TO	BLK	PTS	AVG	HI
								OFF	DEF	TOT									
20-21	23-3	288	12.5	17-52	.327	12-14	.857	6	38	44	1.9	10	26-0	9	6	3	49	2.1	9

Three-point FG: 3-23 (.130)

JACKSON, JUSTIN #44

6-7 FORWARD • NORTH CAROLINA • BORN 3/28/95 • ACQUIRED WITH ZACH RANDOLPH FROM SACRAMENTO IN EXCHANGE FOR HARRISON BARNES 2/7/19 • TRADED WITH A 2023 SECOND ROUND PICK (BEST FROM DAL OR MIA) AND A 2026 SECOND ROUND DRAFT FROM DALLAS TO OKLA. CITY IN A THREE-TEAM DEAL IN WHICH DALLAS SENT DELON WRIGHT TO DETROIT AND DETROIT SENT TREVOR ARIZA TO OKLA. CITY

YEAR	GP-GS	MIN	AVG	FGM-FGA	PCT	FTM-FTA	PCT	- REBOUNDS -			AVG	AST	PF-D	STL	TO	BLK	PTS	AVG	HI
								OFF	DEF	TOT									
18-19	29-11	531	18.3	92-190	.484	21-29	.724	19	47	66	2.3	28	32-0	9	7	1	237	8.2	24
19-20	65-3	1045	16.1	135-341	.396	42-50	.840	27	127	154	2.4	52	69-0	15	14	10	360	5.5	19
TOT	94-14	1576	16.8	227-531	.427	63-79	.797	46	174	220	2.3	80	101-0	24	21	11	597	6.4	24

Three-point FG: '18-19, 32-86 (.372); '19-20, 48-163 (.294). Total, 80-249 (.321)

NBA PLAYOFF STATISTICS

YEAR	GP-GS	MIN	AVG	FGM-FGA	PCT	FTM-FTA	PCT	OFF	DEF	TOT	AVG	AST	PF-D	STL	TO	BLK	PTS	AVG	HI
19-20	3-0	16	5.3	1-6	.167	2-4	.500	0	3	3	1.0	0	1-0	0	0	0	4	1.3	3

Three-point FG: '19-20, 0-3 (.000).

JACKSON, MYRON #6

6-3 GUARD • D-1986 4TH RND (85TH OVERALL) • ARK. – LITTLE ROCK '86 • BORN 5/6/64 • WAIVED 12/22/86

YEAR	GP-GS	MIN	AVG	FGM-FGA	PCT	FTM-FTA	PCT	- REBOUNDS -			AVG	AST	PF-D	STL	TO	BLK	PTS	AVG	HI
								OFF	DEF	TOT									
86-87	8-0	22	2.8	2-9	.222	7-8	.875	1	2	3	0.8	6	1-0	1	5	0	11	1.4	3

Three-point FG: None Attempted.

JACKSON, PIERRE #55

5-11 GUARD • BAYLOR • BORN 8/29/91 • FREE AGENT SIGNEE 12/27/16 • WAIVED 1/6/17 • SIGNED TO A 10-DAY CONTRACT 1/15/17 • SIGNED TO A SECOND 10-DAY CONTRACT 1/25/17 • RELEASED FROM 10-DAY CONTRACT 1/28/17

YEAR	GP-GS	MIN	AVG	FGM-FGA	PCT	FTM-FTA	PCT	- REBOUNDS -			AVG	AST	PF-D	STL	TO	BLK	PTS	AVG	HI
								OFF	DEF	TOT									
16-17	9-1	84	9.4	13-39	.333	6-7	.857	1	8	9	1.0	19	5-0	2	3	0	35	3.9	10

Three-point FG: 3-11 (.273)

JACKSON, RANDELL #43

6-11 FORWARD • FLORIDA STATE '99 • BORN 1/16/76 • FREE AGENT SIGNEE 11/1/99 • WAIVED 12/19/99

YEAR	GP-GS	MIN	AVG	FGM-FGA	PCT	FTM-FTA	PCT	- REBOUNDS -			AVG	AST	PF-D	STL	TO	BLK	PTS	AVG	HI
								OFF	DEF	TOT									
99-00	1-0	1	1.0	0-0	---	0-0	---	0	0	0	0.0	0	0-0	0	0	0	0	0.0	0

Three-point FG: None Attempted.



**JAMES, BERNARD #5 (2012-14), #55 (2014-15)**

6-10 CENTER • FLORIDA STATE • BORN 2/7/85 • DRAFT RIGHTS ACQUIRED FROM CLEVELAND, ALONG WITH DRAFT RIGHTS TO JARED CUNNINGHAM AND JAE CROWDER, IN EXCHANGE FOR KELENN AZUBUIKE AND THE DRAFT RIGHTS TO TYLER ZELLER 6/28/12 • WAIVED 7/19/13 • RE-SIGNED 7/26/13 • RE-SIGNED 9/3/14 • WAIVED 10/25/14 • SIGNED TO A 10-DAY CONTRACT 2/11/15 • SIGNED TO A SECOND 10-DAY CONTRACT 2/21/15 • SIGNED FOR THE REMAINDER OF THE SEASON 3/3/15 • COMPLETED CONTRACT 6/30/15

YEAR	GP-GS	MIN	AVG	FGM-FGA	PCT	FTM-FTA	PCT	- REBOUNDS -			AVG	AST	PF-D	STL	TO	BLK	PTS	AVG	HI
								OFF	DEF	TOT									
12-13	46-11	457	9.9	53-103	.515	25-41	.610	52	79	131	2.8	6	64-0	12	18	38	131	2.8	12
13-14	30-0	146	4.9	11-23	.478	6-11	.545	15	27	42	1.4	3	24-0	3	10	8	28	0.9	7
14-15	16-2	158	9.9	12-27	.444	20-23	.870	18	21	39	2.4	4	17-0	2	6	15	44	2.8	9
TOT	92-13	761	8.3	76-153	.497	51-75	.680	85	127	212	2.3	13	105-0	17	34	61	203	2.2	12

Three-point FG: '12-13, 0-2 (.000); '13-14, 0-1 (.000); '14-15, None Attempted. Total, 0-3 (.000)

NBA PLAYOFF STATISTICS

YEAR	GP-GS	MIN	AVG	FGM-FGA	PCT	FTM-FTA	PCT	OFF	DEF	TOT	AVG	AST	PF-D	STL	TO	BLK	PTS	AVG	HI
13-14	2-0	8	4.0	0-0	---	0-0	---	1	0	1	0.5	0	0-0	1	0	0	0	0.0	0
14-15	1-0	2	2.0	0-0	---	0-0	---	0	0	0	0.0	0	0-0	0	0	0	0	0.0	0

Three-point FG: None Attempted.

JAMES, MIKE #13

6-2 GUARD • DUQUESNE • BORN 6/23/75 • SIGNED TO A 10-DAY CONTRACT BY DALLAS 1/8/13 • SIGNED TO A SECOND 10-DAY CONTRACT BY DALLAS 1/18/13 • SIGNED FOR THE REMAINDER OF THE SEASON BY DALLAS 1/28/13 • CONTRACT EXPIRED 6/30/13

YEAR	GP-GS	MIN	AVG	FGM-FGA	PCT	FTM-FTA	PCT	- REBOUNDS -			AVG	AST	PF-D	STL	TO	BLK	PTS	AVG	HI
								OFF	DEF	TOT									
12-13	45-23	862	19.2	101-271	.373	23-29	.793	9	63	72	19.2	139	95-1	26	55	3	273	6.1	19

Three-point FG: 48-125 (.384)

JAMISON, ANTAWN #33

6-9 FORWARD • NORTH CAROLINA '99 • BORN 6/12/76 • ACQUIRED FROM GOLDEN STATE WITH DANNY FORTSON, CHRIS MILLS AND JIRI WELSCH FOR EVAN ESCHMEYER, AVERY JOHNSON, POPEYE JONES, ANTOINE RIGAUDEAU AND NICK VAN EXEL 8/18/03 • TRADED TO WASHINGTON WITH CASH CONSIDERATIONS FOR CHRISTIAN LAETTNER, JERRY STACKHOUSE AND THE DRAFT RIGHTS TO DEVIN HARRIS 6/24/04

YEAR	GP-GS	MIN	AVG	FGM-FGA	PCT	FTM-FTA	PCT	- REBOUNDS -			AVG	AST	PF-D	STL	TO	BLK	PTS	AVG	HI
								OFF	DEF	TOT									
03-04	82-2	2376	29.0	488-913	.535	220-294	.748	233	287	520	6.3	70	174-2	83	81	30	1212	14.8	26

Three-point FG: 16-40 (.400)

NBA PLAYOFF STATISTICS

YEAR	GP-GS	MIN	AVG	FGM-FGA	PCT	FTM-FTA	PCT	OFF	DEF	TOT	AVG	AST	PF-D	STL	TO	BLK	PTS	AVG	HI
03-04	5-0	109	21.8	26-57	.456	11-15	.733	15	10	25	50	2	15-0	5	5	2	65	13.0	20

THREE-POINT FG: 2-8 (.250)

JEELANI, ABDUL (GARY COLE) #11

6-8 FORWARD • DISPERSAL CHOICE FROM PORTLAND • WISCONSIN (PARKSIDE '76) • BORN 2/10/54 • WAIVED 10/5/81

YEAR	GP-GS	MIN	AVG	FGM-FGA	PCT	FTM-FTA	PCT	- REBOUNDS -			AVG	AST	PF-D	STL	TO	BLK	PTS	AVG	HI
								OFF	DEF	TOT									
80-81	66-12	1108	16.8	187-440	.425	179-220	.814	83	147	230	3.5	65	123-2	44	87	31	553	8.4	31

Three-point FG: 0-1 (.000)

JEFFERSON, RICHARD #24

6-7 FORWARD • ARIZONA • BORN 6/21/80 • FREE AGENT SIGNEE 7/21/14 • COMPLETED CONTRACT 6/30/15

YEAR	GP-GS	MIN	AVG	FGM-FGA	PCT	FTM-FTA	PCT	- REBOUNDS -			AVG	AST	PF-D	STL	TO	BLK	PTS	AVG	HI
								OFF	DEF	TOT									
14-15	74-18	1244	16.8	144-324	.444	78-114	.684	25	158	183	2.5	61	115-0	32	52	11	432	5.8	24

Three-point FG: 66-155 (.426)

NBA PLAYOFF STATISTICS

YEAR	GP-GS	MIN	AVG	FGM-FGA	PCT	FTM-FTA	PCT	OFF	DEF	TOT	AVG	AST	PF-D	STL	TO	BLK	PTS	AVG	HI
14-15	4-2	51	12.7	5-14	.357	2-2	1.000	0	2	2	0.5	1	9-0	2	3	0	15	3.8	7

Three-point FG: 3-8 (.375)

JENKINS, JOHN #12

6-4 GUARD • VANDERBILT • BORN 3/6/91 • FREE AGENT SIGNEE 7/24/15 • WAIVED 2/22/16

YEAR	GP-GS	MIN	AVG	FGM-FGA	PCT	FTM-FTA	PCT	- REBOUNDS -			AVG	AST	PF-D	STL	TO	BLK	PTS	AVG	HI
								OFF	DEF	TOT									
15-16	21-1	193	9.2	29-70	.414	8-9	.889	4	18	22	1.1	9	11-0	3	11	0	69	3.3	17

Three-point FG: 3-19 (.158)



**JOHNSON, ANTHONY #8**

6-3 GUARD • COLLEGE OF CHARLESTON '97 • BORN 10/2/74 • ACQUIRED FROM INDIANA FOR DARRELL ARMSTRONG, JOSH POWELL AND RAWLE MARSHALL 6/24/06 • TRADED TO ATLANTA FOR A 2007 SECOND-ROUND PICK 2/22/07

YEAR	GP-GS	MIN	AVG	FGM-FGA	PCT	FTM-FTA	PCT	- REBOUNDS -			AVG	AST	PF-D	STL	TO	BLK	PTS	AVG	HI
								OFF	DEF	TOT									
06-07	40-0	562	14.1	60-146	.416	21-29	.724	13	35	48	1.2	78	68-0	16	31	1	152	3.8	11

Three-point FG: 11-29 (.379)

JOHNSON, AVERY #5 (2001-02), #6 (2002-03)

5-11 GUARD • SOUTHERN '88 • BORN 3/25/65 • ACQUIRED FROM DENVER WITH TARIQ ABDUL-WAHAD, RAEF LAFRENTZ AND NICK VAN EXEL FOR TIM HARDAWAY, DONNELL HARVEY, JUWAN HOWARD AND A 2002 FIRST-ROUND DRAFT CHOICE 2/21/02 • TRADED TO GOLDEN STATE WITH EVAN ESCHMEYER, POPEYE JONES, ANTOINE RIGAudeau AND NICK VAN EXEL FOR DANNY FORTSON, ANTAWN JAMISON, CHRIS MILLS AND JIRI WELSCH 8/18/03 • FREE AGENT SIGNEE 9/30/04 • ANNOUNCED RETIREMENT 10/28/04

YEAR	GP-GS	MIN	AVG	FGM-FGA	PCT	FTM-FTA	PCT	- REBOUNDS -			AVG	AST	PF-D	STL	TO	BLK	PTS	AVG	HI
								OFF	DEF	TOT									
01-02	17-0	152	8.9	21-49	.429	12-17	.706	0	5	5	0.3	28	17-0	5	9	1	54	3.2	15
02-03	48-0	430	9.0	63-150	.420	30-39	.769	10	21	31	0.6	64	26-0	15	29	1	156	3.3	12
TOT	65-0	582	9.0	84-199	.422	42-56	.750	10	26	37	0.6	92	43-0	20	38	2	210	3.2	15

Three-point FG: '01-02, None Attempted; '02-03, 0-2 (.000). Total, 0-2 (.000)

JOHNSON, JAMES #16

6-7 FORWARD • WAKE FOREST • BORN 2/20/87 • AS PART OF A THREE-TEAM TRADE, ACQUIRED FROM OKLA. CITY IN A DEAL THAT SENT DELON WRIGHT FROM DALLAS TO DETROIT, JUSTIN JACKSON FROM DALLAS TO OKLA. CITY, TREVOR ARIZA FROM DETROIT TO OKLA CITY, AND A 2023 SECOND ROUND PICK (BEST FROM EITHER DAL OR MIA) AND A 2026 SECOND ROUND PICK FROM DALLAS TO OKLA. CITY • TRADED WITH WES IWUNDU, 2021 SECOND ROUND PICK AND CASH TO NEW ORLEANS FOR J.J. REDICK AND NICOLÒ MELLÌ

YEAR	GP-GS	MIN	AVG	FGM-FGA	PCT	FTM-FTA	PCT	- REBOUNDS -			AVG	AST	PF-D	STL	TO	BLK	PTS	AVG	HI
								OFF	DEF	TOT									
20-21	29-1	504	17.3	67-145	.462	17-29	.586	14	72	86	3.0	50	59-0	24	27	23	166	5.7	16

Three-point FG: 15-60 (.250)

JONES, ANTHONY #21

6-6 GUARD • NEVADA-LAS VEGAS '86 • BORN 9/13/62 • FREE AGENT SIGNEE 1/22/89 • COMPLETED CONTRACT 5/90 • RIGHTS RENOUNCED 6/27/90

YEAR	GP-GS	MIN	AVG	FGM-FGA	PCT	FTM-FTA	PCT	- REBOUNDS -			AVG	AST	PF-D	STL	TO	BLK	PTS	AVG	HI
								OFF	DEF	TOT									
88-89	25-0	131	5.2	24-64	.375	12-14	.857	10	10	20	0.8	13	13-0	9	4	2	64	2.6	8
89-90	66-0	650	9.8	72-194	.371	47-69	.681	33	49	82	1.2	29	77-0	32	42	16	195	3.0	13
TOT	91-0	781	8.6	96-258	.372	59-83	.711	43	59	102	1.1	42	90-0	41	46	18	259	2.8	13

Three-point FG: '88-89, 4-15 (.267); '89-90, 4-13 (.308). Total, 8-28 (.286)

NBA PLAYOFF STATISTICS

YEAR	GP-GS	MIN	AVG	FGM-FGA	PCT	FTM-FTA	PCT	OFF	DEF	TOT	AVG	AST	PF-D	STL	TO	BLK	PTS	AVG	HI
89-90	1-0	3	3.0	0-0	-	0-0	-	0	0	0	0.0	0	0-0	0	0	0	0	0.0	0

THREE-POINT FG: None Attempted.

JONES, DAHNTAY #30

6-6 GUARD/FORWARD • DUKE • BORN 12/27/80 • ACQUIRED FROM INDIANA ALONG WITH DARREN COLLISON IN EXCHANGE FOR IAN MAHINMI 7/12/12 • TRADED TO ATLANTA IN EXCHANGE FOR ANTHONY MORROW 2/21/13

YEAR	GP-GS	MIN	AVG	FGM-FGA	PCT	FTM-FTA	PCT	- REBOUNDS -			AVG	AST	PF-D	STL	TO	BLK	PTS	AVG	HI
								OFF	DEF	TOT									
12-13	50-15	635	12.7	50-140	.357	66-82	.805	13	57	70	1.4	28	73-0	10	22	5	174	3.5	12

Three-point FG: 8-37 (.216)

JONES, DAMON #11

6-3 GUARD • HOUSTON '98 • BORN 8/25/76 • FREE AGENT SIGNEE 12/2/99 • COMPLETED CONTRACT 5/00

YEAR	GP-GS	MIN	AVG	FGM-FGA	PCT	FTM-FTA	PCT	- REBOUNDS -			AVG	AST	PF-D	STL	TO	BLK	PTS	AVG	HI
								OFF	DEF	TOT									
99-00	42-0	416	9.9	55-154	.357	25-39	.641	12	27	39	1.4	57	21-0	12	25	1	165	3.9	18

Three-point FG: 30-91 (.330)



**JONES, DOMINIQUE #20**

6-5 GUARD • SOUTH FLORIDA • BORN 10/15/88 • ACQUIRED FROM MEMPHIS IN EXCHANGE FOR CASH CONSIDERATIONS 6/24/10 • WAIVED 3/9/13

YEAR	GP-GS	MIN	AVG	FGM-FGA	PCT	FTM-FTA	PCT	- REBOUNDS -			AVG	AST	PF-D	STL	TO	BLK	PTS	AVG	HI
								OFF	DEF	TOT									
10-11	18-0	136	7.6	14-45	.311	14-17	.824	6	19	25	1.4	19	7-0	5	10	3	42	2.3	13
11-12	33-1	271	8.2	29-73	.397	29-37	.784	9	35	44	1.3	42	28-0	10	28	5	88	2.7	12
12-13	29-3	338	11.7	40-109	.367	35-53	.660	18	27	45	1.6	83	29-0	14	38	2	116	4.0	15
TOT	80-4	745	9.3	83-227	.366	78-107	.729	33	81	114	1.4	144	64-0	29	76	10	246	3.1	15

Three-point FG: '10-11, 0-4 (.000); '11-12, 1-8 (.125); '12-13, 1-9 (.111). Total, 2-21 (.095)

JONES, EDDIE #6

6-6 GUARD • TEMPLE '94 • BORN 10/21/71 • FREE AGENT SIGNEE 8/6/07 • TRADED TO INDIANA WITH TWO SECOND-ROUND PICKS FOR SHAWNE WILLIAMS 10/10/08

YEAR	GP-GS	MIN	AVG	FGM-FGA	PCT	FTM-FTA	PCT	- REBOUNDS -			AVG	AST	PF-D	STL	TO	BLK	PTS	AVG	HI
								OFF	DEF	TOT									
07-08	47-33	922	19.6	66-180	.367	10-14	.714	18	114	132	2.8	69	72-0	26	29	8	176	3.7	17

Three-point FG: 34-116 (.293)

NBA PLAYOFF STATISTICS

YEAR	GP-GS	MIN	AVG	FGM-FGA	PCT	FTM-FTA	PCT	OFF	DEF	TOT	AVG	AST	PF-D	STL	TO	BLK	PTS	AVG	HI
07-08	3-0	22	7.3	2-6	.333	1-1	1.000	0	3	3	1.0	1	3-0	1	1	0	6	2.0	2

Three-point FG: 1-4 (.250)

JONES, POPEYE #54

6-8 FORWARD • MURRAY STATE '92 • BORN 6/17/70 • ACQUIRED FROM HOUSTON FOR THE RIGHTS TO ERIC RILEY 6/30/93 • FREE AGENT SIGNEE 10/20/02 • TRADED TO TORONTO WITH NEW YORK'S 1997 FIRST-ROUND PICK AND A CONDITIONAL RIGHT TO FLIP PICKS WITH MINNESOTA'S 1997 OR 1998 FIRST-ROUND PICK FOR JIMMY KING AND SECOND ROUND PICKS IN EITHER '97 AND '98 OR '98 AND '99 7/23/96 • TRADED TO GOLDEN STATE WITH EVAN ESCHMEYER, AVERY JOHNSON, ANTOINE RIGAUDEAU AND NICK VAN EXEL FOR DANNY FORTSON, ANTAWN JAMISON, CHRIS MILLS AND JIRI WELSCH 8/18/03

YEAR	GP-GS	MIN	AVG	FGM-FGA	PCT	FTM-FTA	PCT	- REBOUNDS -			AVG	AST	PF-D	STL	TO	BLK	PTS	AVG	HI
								OFF	DEF	TOT									
93-94	81-47	1773	21.9	195-407	.479	78-107	.729	299	306	605	7.5	99	246-2	61	94	31	468	5.8	16
94-95	80-80	2385	29.8	372-839	.443	80-124	.645	329	515	844	10.6	163	267-5	35	124	27	825	10.3	25
95-96	68-68	2322	34.1	327-733	.446	102-133	.767	260	477	737	10.8	132	262-8	54	109	27	770	11.3	24
02-03	26-0	222	8.5	24-62	.387	5-11	.455	29	30	59	2.3	8	31-0	5	15	0	53	2.0	11
TOT	255-195	6702	26.3	918-2041	.450	265-375	.707	917	1328	2245	8.8	402	806-15	155	342	85	2116	8.3	25

Three-point FG: '93-94, 0-1 (.000); '94-95, 1-12 (.083); '95-96, 14-39 (.359); '02-03, None Attempted. Total, 15-52 (.288)

JONES, JALEN #21

6-7 FORWARD • TEXAS A&M • BORN 5/27/93 • AWARDED TWO-WAY CONTRACT VIA WAIVER CLAIM 1/10/18 • WAIVED 7/13/18

YEAR	GP-GS	MIN	AVG	FGM-FGA	PCT	FTM-FTA	PCT	- REBOUNDS -			AVG	AST	PF-D	STL	TO	BLK	PTS	AVG	HI
								OFF	DEF	TOT									
17-18	12-0	162	13.5	25-63	.397	10-17	.588	13	22	35	2.9	4	20-0	5	8	1	69	5.8	16

Three-point FG: 9-25 (.360)

JORDAN, DEANDRE #6

6-11 CENTER • TEXAS A&M • BORN 7/21/88 • FREE AGENT SIGNEE 7/6/18 • TRADED WITH DENNIS SMITH JR., WESLEY MATTHEWS AND TWO FUTURE FIRST ROUND PICKS TO NEW YORK IN EXCHANGE FOR KRISTAPS PORZINGIS, TIM HARDAWAY JR., COURTNEY LEE AND TREY BURKE 1/31/19

YEAR	GP-GS	MIN	AVG	FGM-FGA	PCT	FTM-FTA	PCT	- REBOUNDS -			AVG	AST	PF-D	STL	TO	BLK	PTS	AVG	HI
								OFF	DEF	TOT									
18-19	50-50	1554	31.1	208-323	.644	135-198	.682	161	525	686	13.7	99	125-1	33	111	53	551	11.0	22

Three-point FG: None Attempted.

KAMAN, CHRIS #35

7-0 CENTER • CENTRAL MICHIGAN • BORN 4/28/82 • FREE AGENT SIGNEE 7/13/12 • COMPLETED CONTRACT 6/30/13

YEAR	GP-GS	MIN	AVG	FGM-FGA	PCT	FTM-FTA	PCT	- REBOUNDS -			AVG	AST	PF-D	STL	TO	BLK	PTS	AVG	HI
								OFF	DEF	TOT									
12-13	66-52	1369	20.7	313-617	.507	67-85	.788	97	275	372	5.6	51	141-1	29	103	52	693	10.5	26

Three-point FG: 0-1 (.000)



**KEA, CLARENCE #53**

6-6 FORWARD • D-1980 8TH RND (169TH OVERALL) • LAMAR '80 • BORN 2/2/59 • WAIVED 10/8/80 • FREE AGENT SIGNEE 2/10/81 • WAIVED 10/26/81 • FREE AGENT SIGNEE 12/22/81 • WAIVED 10/9/82

YEAR	GP-GS	MIN	AVG	FGM-FGA	PCT	FTM-FTA	PCT	- REBOUNDS -							PTS	AVG	HI		
								OFF	DEF	TOT	AVG	AST	PF-D	STL				TO	BLK
80-81	16-0	199	12.4	37-81	.457	43-62	.694	28	39	67	4.2	5	44-2	6	16	1	117	7.3	22
81-82	35-0	248	7.1	26-49	.531	29-42	.690	26	35	61	1.7	14	55-0	4	16	3	81	2.3	10
TOT	51-0	447	8.8	63-130	.485	72-104	.692	54	74	128	2.5	19	99-2	10	32	4	198	3.9	22

Three-point FG: '80-81, 0-1 (.000); '81-82, None Attempted. Total, 0-1 (.000)

KEELING, HAROLD #43

6-2 GUARD • D-1985 3RD RND (63RD OVERALL) • SANTA CLARA '85 • BORN 9/18/63 • WAIVED 10/18/85 • FREE AGENT SIGNEE 1/3/86 • COMPLETED CONTRACT 6/19/86

YEAR	GP-GS	MIN	AVG	FGM-FGA	PCT	FTM-FTA	PCT	- REBOUNDS -							PTS	AVG	HI		
								OFF	DEF	TOT	AVG	AST	PF-D	STL				TO	BLK
85-86	20-0	75	3.8	17-39	.436	10-14	.714	3	3	6	0.5	10	9-0	7	7	0	44	2.2	7

Three-point FG: None Attempted.

NBA PLAYOFF STATISTICS

YEAR	GP-GS	MIN	AVG	FGM-FGA	PCT	FTM-FTA	PCT	OFF	DEF	TOT	AVG	AST	PF-D	STL	TO	BLK	PTS	AVG	HI
85-86	1-0	1	1.0	0-0	—	0-0	—	0	0	0	0.0	0	0-0	0	0	0	0	0.0	0

Three-point FG: None Attempted.

KIDD, JASON #5 (1994-97), #2 (2007-12)

6-4 GUARD • CALIFORNIA • BORN 3/23/73 • DRAFTED BY DALLAS IN THE FIRST ROUND (SECOND OVERALL) OF THE 1994 NBA DRAFT • TRADED WITH TONY DUMAS AND LOREN MEYER TO PHOENIX FOR SAM CASSELL, MICHAEL FINLEY, A.C. GREEN AND A SECOND ROUND DRAFT PICK 12/26/96 • ACQUIRED BY DALLAS WITH MALIK ALLEN AND ANTOINE WRIGHT IN EXCHANGE FOR DEVIN HARRIS, TRENTON HASSELL, KEITH VAN HORN, MAURICE AGER, DESAGANA DIOP AND TWO FIRST ROUND DRAFT PICKS 2/19/08 • RE-SIGNED BY DALLAS AS A FREE AGENT 7/11/09 • COMPLETED CONTRACT 6/30/12

YEAR	GP-GS	MIN	AVG	FGM-FGA	PCT	FTM-FTA	PCT	- REBOUNDS -							PTS	AVG	HI		
								OFF	DEF	TOT	AVG	AST	PF-D	STL				TO	BLK
94-95	79-79	2668	33.8	330-857	.385	192-275	.698	152	278	430	5.4	607	146-0	151	250	24	922	11.7	38
95-96	81-81	3034	37.5	493-1293	.381	229-331	.692	203	350	553	6.8	783	155-0	175	328	26	1348	16.6	37
96-97	22-22	791	36.0	75-203	.369	46-69	.667	30	60	90	4.1	200	42-0	45	66	8	217	9.9	25
07-08	29-29	1011	34.9	104-244	.426	44-54	.815	36	152	188	6.5	276	75-0	62	81	11	287	9.9	27
08-09	81-81	2886	35.6	257-618	.416	86-105	.819	85	415	500	6.2	702	168-1	160	185	39	731	9.0	24
09-10	80-80	2881	36.0	284-671	.423	80-99	.808	48	397	445	5.6	724	142-0	146	195	35	824	10.3	26
10-11	80-80	2653	33.2	215-596	.361	67-77	.870	35	316	351	4.4	655	119-0	134	179	29	630	7.9	21
11-12	48-48	1379	28.7	99-273	.363	22-28	.786	15	183	198	4.1	264	83-0	82	91	10	299	6.2	15
TOT	500-500	17,303	34.6	1857-4755	.391	766-1038	.738	604	2151	2755	5.5	4211	930-1	954	1375	182	5258	10.5	38

Three-point FG: '94-95, 70-257 (.272); '95-96, 133-396 (.336); '96-97, 21-65 (.323); '07-08, 35-76 (.461); '08-09, 131-323 (.406); '09-10, 176-414 (.425); '10-11, 133-391 (.340); '11-12, 79-223 (.354). Total, 778-2145 (.363)

NBA PLAYOFF STATISTICS

YEAR	GP-GS	MIN	AVG	FGM-FGA	PCT	FTM-FTA	PCT	OFF	DEF	TOT	AVG	AST	PF-D	STL	TO	BLK	PTS	AVG	HI
07-08	5-5	180	36.0	16-38	.421	5-8	.625	8	24	32	6.4	34	12-0	7	9	2	43	8.6	14
08-09	10-10	386	38.6	38-83	.458	17-20	.850	7	51	58	5.8	59	24-0	22	20	3	114	11.4	19
09-10	6-6	243	40.5	14-46	.304	11-12	.917	6	35	41	6.8	42	15-0	14	9	1	48	8.0	13
10-11	21-21	744	35.4	64-161	.398	24-30	.800	11	84	95	4.5	153	36-0	40	56	10	195	9.3	24
11-12	4-4	144	36.0	14-41	.341	9-10	.900	3	21	24	6.0	24	7-0	12	11	1	46	11.5	16
TOT	46-46	1698	36.9	146-369	.396	66-80	.825	35	215	250	5.4	312	94-0	95	105	17	446	9.7	24

THREE-POINT FG: '07-08, 6-13 (.462); '08-09, 21-47 (.458); '09-10, 9-28 (.321); '10-11, 43-115 (.374); '11-12, 9-26 (.346). TOTAL, 88-229 (.384)

NBA ALL-STAR STATISTICS

YEAR	SITE	GP-GS	MIN	FGM-FGA	PCT	FTM-FTA	1PCT	OFF	DEF	TOT	AST	PF-D	ST	TO	BLK	PTS	AVG
1996	SA	1-1	22	3-4	.750	0-0	---	2	4	6	10	1-0	2	2	0	7	7.0
2010	DAL	1-0	6	0-1	.000	0-0	---	0	2	2	1	0-0	1	1	0	0	0.0
TOT		2-1	28	3-5	.600	0-0	---	2	6	8	11	1-0	3	3	0	7	3.5

Three-point FG: '96, 1-2 (.500); '10, 0-1 (.000). Total, 1-3 (.333)

KIDD-GILCHRIST, MICHAEL #9

6-6 FORWARD • KENTUCKY • BORN 9/26/93 • FREE AGENT SIGNEE 2/11/20 • COMPLETED CONTRACT 11/19/20

YEAR	GP-GS	MIN	AVG	FGM-FGA	PCT	FTM-FTA	PCT	- REBOUNDS -							PTS	AVG	HI		
								OFF	DEF	TOT	AVG	AST	PF-D	STL				TO	BLK
19-20	13-0	121	9.3	121	.308	4-5	.800	5	27	32	2.5	4	19-0	2	9	3	12	0.9	20

Three-point FG: 0-3 (.000)

NBA PLAYOFF STATISTICS

YEAR	GP-GS	MIN	AVG	FGM-FGA	PCT	FTM-FTA	PCT	OFF	DEF	TOT	AVG	AST	PF-D	STL	TO	BLK	PTS	AVG	HI
19-20	6-0	55	9.2	4-14	.286	4-6	.667	2	4	6	1.0	3	8-0	1	1	1	14	2.3	6

Three-point FG: 2-9 (.222)

KINCH, CHAD #21

6-4 GUARD • UNC - CHARLOTTE '80 • BORN 5/22/58 • ACQUIRED FROM CLEVELAND WITH A 1985 FIRST-ROUND CHOICE FOR GEOFF HUSTON AND A 1983 THIRD-ROUND CHOICE 2/7/81 • WAIVED 10/5/81

YEAR	GP-GS	MIN	AVG	FGM-FGA	PCT	FTM-FTA	PCT	- REBOUNDS -							PTS	AVG	HI		
								OFF	DEF	TOT	AVG	AST	PF-D	STL				TO	BLK
80-81	12-0	106	8.8	14-45	.311	10-13	.769	0	9	9	0.8	10	9-0	2	8	1	38	3.2	7

Three-point FG: None Attempted.



**KING, STACEY #33**

6-11 FORWARD/CENTER • OKLAHOMA '89 • BORN 1/29/67 • SIGNED 10-DAY CONTRACT 4/10/97 • COMPLETED CONTRACT 4/19/97

YEAR	GP-GS	MIN	AVG	FGM-FGA	PCT	FTM-FTA	PCT	- REBOUNDS -			AVG	AST	PF-D	STL	TO	BLK	PTS	AVG	HI
								OFF	DEF	TOT									
96-97	6-0	70	11.7	6-15	.400	0-4	.000	10	8	18	3.0	0	11-0	2	5	0	12	2.0	6

Three-point FG: None Attempted.

LAETTNER, CHRISTIAN #32

6-11 FORWARD/CENTER • DUKE '92 • BORN 8/17/69 • ACQUIRED FROM DETROIT WITH TERRY MILLS FOR CEDRIC CEBALLOS, JOHN WALLACE, ERIC MURDOCK AND CASH 8/29/00 • TRADED WITH LOY VAUGHT, COURTNEY ALEXANDER, HUBERT DAVIS, ETAN THOMAS AND CASH TO WASHINGTON FOR JUWAN HOWARD, CALVIN BOOTH AND OBINNA EKEZIE 2/22/01

YEAR	GP-GS	MIN	AVG	FGM-FGA	PCT	FTM-FTA	PCT	- REBOUNDS -			AVG	AST	PF-D	STL	TO	BLK	PTS	AVG	HI
								OFF	DEF	TOT									
00-01	53-35	930	17.5	165-323	.511	67-82	.817	75	137	212	4.0	67	159-1	40	70	27	398	7.5	17

Three-point FG: 1-3 (.333)

LAFRENTZ, RAEF #45

6-11 CENTER • KANSAS '98 • BORN 5/29/76 • ACQUIRED FROM DENVER WITH TARIQ ABDUL-WAHAD, AVERY JOHNSON AND POPEYE JONES FOR TIM HARDAWAY, DONNELL HARVEY, JUWAN HOWARD AND A 2002 FIRST-ROUND DRAFT PICK 2/21/02 • TRADED TO BOSTON WITH CHRIS MILLS, JIRI WELSCH AND A 2004 FIRST-ROUND DRAFT CHOICE FOR TONY DELK AND ANTOINE WALKER 10/20/03

YEAR	GP-GS	MIN	AVG	FGM-FGA	PCT	FTM-FTA	PCT	- REBOUNDS -			AVG	AST	PF-D	STL	TO	BLK	PTS	AVG	HI
								OFF	DEF	TOT									
01-02	27-25	787	29.1	114-261	.437	35-46	.761	59	141	200	7.4	29	108-6	24	34	60	292	10.8	30
02-03	69-43	1611	23.3	266-514	.518	60-88	.682	125	205	330	4.8	54	264-8	35	46	91	639	9.3	26
TOT	96-48	2398	25.0	380-775	.490	95-134	.709	184	346	530	5.5	83	372-14	59	80	151	931	9.7	30

Three-point FG: '01-02, 29-95 (.305); '02-03, 47-116 (.405). Total, 76-211 (.360)

NBA PLAYOFF STATISTICS

YEAR	GP-GS	MIN	AVG	FGM-FGA	PCT	FTM-FTA	PCT	- REBOUNDS -			AVG	AST	PF-D	STL	TO	BLK	PTS	AVG	HI
								OFF	DEF	TOT									
01-02	8-8	245	30.6	39-78	.500	6-11	.545	18	43	61	7.6	5	39-2	2	6	22	90	11.3	24
02-03	20-16	491	24.6	68-157	.433	16-19	.842	36	52	88	4.4	5	86-3	11	14	43	160	8.0	20
TOT	28-24	736	26.3	107-235	.455	22-30	.733	54	95	149	5.3	10	125-5	13	20	65	250	8.9	24

Three-point FG: '01-02, 6-18 (.333); '02-03, 8-40 (.200). TOTAL, 14-58 (.241)

LAGARDE, TOM #25

6-10 FORWARD/CENTER • NORTH CAROLINA '77 • BORN 2/10/55 • DISPERSAL CHOICE FROM SEATTLE • WAIVED 8/31/82

YEAR	GP-GS	MIN	AVG	FGM-FGA	PCT	FTM-FTA	PCT	- REBOUNDS -			AVG	AST	PF-D	STL	TO	BLK	PTS	AVG	HI
								OFF	DEF	TOT									
80-81	82-82	2670	32.6	417-888	.470	288-444	.649	177	488	665	8.1	237	293-6	35	206	45	1122	13.7	26
81-82	47-28	909	19.3	113-269	.420	86-166	.518	63	147	210	4.5	49	138-3	17	82	17	312	6.6	18
TOT	129-110	3579	27.7	530-1157	.458	374-610	.613	240	635	875	6.8	286	431-9	52	288	62	1434	11.1	26

Three-point FG: '80-81, None Attempted; '81-82, 0-2 (.000). Total, 0-2 (.000)

LARKIN, SHANE #3

5-11 GUARD • MIAMI (FLA.) • BORN 10/2/92 • DRAFT RIGHTS ACQUIRED FROM ATLANTA IN EXCHANGE FOR JARED CUNNINGHAM, THE DRAFT RIGHTS TO MIKE MUSCALA AND THE DRAFT RIGHTS TO LUCAS NOGUEIRA, WHICH WERE ACQUIRED ALONG WITH TWO 2014 SECOND ROUND PICKS FROM BOSTON IN EXCHANGE FOR THE DRAFT RIGHTS TO KELLY OLYNYK 6/27/13 • TRADED TO NEW YORK WITH JOSE CALDERON, SAMUEL DALEMBERT, WAYNE ELLINGTON AND TWO SECOND ROUND PICKS IN EXCHANGE FOR TYSON CHANDLER AND RAYMOND FELTON 6/25/14

YEAR	GP-GS	MIN	AVG	FGM-FGA	PCT	FTM-FTA	PCT	- REBOUNDS -			AVG	AST	PF-D	STL	TO	BLK	PTS	AVG	HI
								OFF	DEF	TOT									
13-14	48-0	489	10.2	52-137	.380	12-38	.316	11	31	42	0.9	71	46-0	26	39	1	46	2.8	18

Three-point FG: 12-38 (.316).

NBA PLAYOFF STATISTICS

YEAR	GP-GS	MIN	AVG	FGM-FGA	PCT	FTM-FTA	PCT	- REBOUNDS -			AVG	AST	PF-D	STL	TO	BLK	PTS	AVG	HI
								OFF	DEF	TOT									
13-14	2-0	10	4.8	0-3	.000	0-0	-	0	1	1	0.5	2	0-0	0	1	0	0	0.0	0

Three-point FG: 0-1 (.000).

LEDO, RICKY #7 (2013-14), #1 (2014-15)

6-7 GUARD • PROVIDENCE • BORN 9/10/92 • DRAFT RIGHTS ACQUIRED FROM PHILADELPHIA IN EXCHANGE FOR A FUTURE SECOND ROUND PICK 6/28/13 • WAIVED 2/18/15

YEAR	GP-GS	MIN	AVG	FGM-FGA	PCT	FTM-FTA	PCT	- REBOUNDS -			AVG	AST	PF-D	STL	TO	BLK	PTS	AVG	HI
								OFF	DEF	TOT									
13-14	11-0	33	3.0	6-17	.353	4-4	1.000	0	2	2	0.2	2	2-0	1	2	0	19	1.7	5
14-15	5-0	11	2.2	0-6	.000	1-2	.500	1	1	2	0.4	1	1-0	0	2	0	1	0.2	1
TOT	16-0	44	2.8	6-23	.261	5-6	.833	1	3	4	0.3	3	3-0	1	4	0	20	1.3	5

Three-point FG: '13-14, 3-8 (.375); '14-15, 0-3 (.000). Total, 3-11 (.273)



**LEE, COURTNEY #1**

6-5 GUARD • WESTERN KENTUCKY • BORN 10/3/85 • ACQUIRED FROM NEW YORK WITH KRISTAPS PORZINGIS, TIM HARDAWAY JR., AND TREY BURKE IN EXCHANGE FOR DENNIS SMITH JR., DEANDRE JORDAN, WESLEY MATTHEWS AND TWO FUTURE FIRST ROUND PICKS (1/31/19). • COMPLETED CONTRACT 11/19/20 • SIGNED AS A FREE AGENT 12/11/20 • WAIVED 12/19/20

YEAR	GP-GS	MIN	AVG	FGM-FGA	PCT	FTM-FTA	PCT	- REBOUNDS -			AVG	AST	PF-D	STL	TO	BLK	PTS	AVG	HI
								OFF	DEF	TOT									
18-19	22-4	268	12.2	32-82	.390	5-7	.714	3	24	27	1.2	21	19-0	13	9	1	80	3.6	21
19-20	24-9	345	14.4	40-82	.488	6-7	.857	7	25	32	1.3	12	33-0	18	11	6	107	4.5	13
TOT	46-13	613	13.3	72-164	.439	11-14	.786	10	49	59	1.3	33	52-0	31	20	7	187	4.1	21

Three-point FG: '18-19, 11-39 (.282); '19-20, 21-47 (.447). Total, 32-86 (.372)

LEE, DAVID #42

6-9 FORWARD/CENTER • FLORIDA • BORN 4/29/83 • FREE AGENT SIGNEE 2/22/16 • COMPLETED CONTRACT 6/30/16

YEAR	GP-GS	MIN	AVG	FGM-FGA	PCT	FTM-FTA	PCT	- REBOUNDS -			AVG	AST	PF-D	STL	TO	BLK	PTS	AVG	HI
								OFF	DEF	TOT									
15-16	25-1	433	17.3	91-143	.636	31-42	.738	60	115	175	7.0	30	63-0	10	28	15	213	8.5	20

Three-point FG: None Attempted.

NBA PLAYOFF STATISTICS

YEAR	GP-GS	MIN	AVG	FGM-FGA	PCT	FTM-FTA	PCT	OFF	DEF	TOT	AVG	AST	PF-D	STL	TO	BLK	PTS	AVG	HI
15-16	2-0	33	16.3	6-8	.750	0-0	---	1	5	6	3.0	1	7-0	0	0	0	12	6.0	6

Three-point FG: None Attempted.

LEGLER, TIM #23

6-4 GUARD • LASALLE '88 • BORN 12/26/66 • FREE AGENT SIGNEE 3/2/93 • DID NOT EXERCISE CONTRACT OPTION 6/30/94 • RIGHTS RENOUNCED 9/17/94

YEAR	GP-GS	MIN	AVG	FGM-FGA	PCT	FTM-FTA	PCT	- REBOUNDS -			AVG	AST	PF-D	STL	TO	BLK	PTS	AVG	HI
								OFF	DEF	TOT									
80-81	82-82	2670	32.6	417-888	.470	288-444	.649	177	488	665	8.1	237	293-6	35	206	45	1122	13.7	26
81-82	47-28	909	19.3	113-269	.420	86-166	.518	63	147	210	4.5	49	138-3	17	82	17	312	6.6	18
TOT	129-110	3579	27.7	530-1157	.458	374-610	.613	240	635	875	6.8	286	431-9	52	288	62	1434	11.1	26

Three-point FG: '80-81, None Attempted; '81-82, 0-2 (.000). Total, 0-2 (.000)

LEVER, FAT #21

6-3 GUARD • ARIZONA STATE '82 • BORN 8/18/60 • ACQUIRED FROM DENVER FOR WASHINGTON'S 1990 FIRST-ROUND CHOICE AND DETROIT'S 1991 FIRST-ROUND PICK 6/21/90 • RIGHTS RENOUNCED 9/2/94

YEAR	GP-GS	MIN	AVG	FGM-FGA	PCT	FTM-FTA	PCT	- REBOUNDS -			AVG	AST	PF-D	STL	TO	BLK	PTS	AVG	HI	
								OFF	DEF	TOT										
90-91	4-0	86	21.5	9-23	.391	11-14	.786	3	12	15	3.8	12	5-0	6	10	3	29	7.3	13	
91-92	31-5	884	28.5	135-349	.387	60-80	.750	56	105	161	5.2	107	73-0	46	36	12	347	11.2	32	
92-93								did not play - Injured												
93-94	81-54	1947	24.0	227-557	.408	75-98	.765	83	200	283	3.5	213	155-1	159	88	15	555	6.9	16	
TOT	116-59	2917	25.1	371-929	.399	146-192	.760	142	317	459	4.0	332	233-1	211	134	30	931	8.0	32	

Three-point FG: '90-91, 0-3 (.000); '91-92, 17-52 (.327); '93-94, 26-74 (.351). Total, 43-129 (.333)

LIGGINS, DEANDRE #14

6-6 GUARD • KENTUCKY • BORN 3/31/88 • AWARDED VIA WAIVER CLAIM 4/11/17 • TRADED TO HOUSTON FOR CASH CONSIDERATIONS 6/28/17

YEAR	GP-GS	MIN	AVG	FGM-FGA	PCT	FTM-FTA	PCT	- REBOUNDS -			AVG	AST	PF-D	STL	TO	BLK	PTS	AVG	HI
								OFF	DEF	TOT									
16-17	1-0	25	24.6	3-6	.500	2-3	.667	3	4	7	7.0	0	3-0	2	0	0	8	8.0	8

Three-point FG: 0-1 (.000)

LLOYD, SCOTT #44

6-10 CENTER/FORWARD • ARIZONA STATE '76 • BORN 12/19/52 • FREE AGENT SIGNEE 10/28/80 • WAIVED 12/21/82

YEAR	GP-GS	MIN	AVG	FGM-FGA	PCT	FTM-FTA	PCT	- REBOUNDS -			AVG	AST	PF-D	STL	TO	BLK	PTS	AVG	HI
								OFF	DEF	TOT									
80-81	72-70	2186	30.4	245-547	.448	147-205	.717	161	293	454	6.3	159	269-8	34	145	25	637	8.8	28
81-82	74-17	1047	14.1	108-285	.379	69-91	.758	60	103	163	2.2	67	175-6	15	59	7	287	3.9	15
82-83	15-0	206	13.7	19-50	.380	11-17	.647	19	27	46	3.1	2.1	24-0	6	6	6	49	3.3	12
TOT	161-87	3439	21.4	372-882	.422	277-313	.725	240	423	663	4.1	247	468-14	55	210	38	973	6.0	28

Three-point FG: '80-81, 0-2 (.000); '81-82, 2-4 (.500); '82-83, 0-1 (.000). Total, 2-7 (.286)

LUE, TYRONN #10

6-0 GUARD • NEBRASKA '99 • BORN 5/3/77 • FREE AGENT SIGNEE 3/4/08 • COMPLETED CONTRACT 5/08

YEAR	GP-GS	MIN	AVG	FGM-FGA	PCT	FTM-FTA	PCT	- REBOUNDS -			AVG	AST	PF-D	STL	TO	BLK	PTS	AVG	HI
								OFF	DEF	TOT									
07-08	17-0	172	10.1	27-57	.474	1-4	.250	0	13	13	0.8	15	28-0	0	5	1	64	3.8	13

Three-point FG: 9-17 (.529)

NBA PLAYOFF STATISTICS

YEAR	GP-GS	MIN	AVG	FGM-FGA	PCT	FTM-FTA	PCT	OFF	DEF	TOT	AVG	AST	PF-D	STL	TO	BLK	PTS	AVG	HI
07-08	2-0	2	1.0	0-1	.000	0-0	---	1	0	1	0.5	1	0-0	0	0	0	0	0.0	--

Three-point FG: None Attempted.



**MACK, OLIVER #17**

6-3 GUARD • EAST CAROLINA '79 • BORN 6/6/57 • FREE AGENT SIGNEE 11/17/80 • WAIVED 12/22/81

YEAR	GP-GS	MIN	AVG	FGM-FGA	PCT	FTM-FTA	PCT	- REBOUNDS -			AVG	AST	PF-D	STL	TO	BLK	PTS	AVG	HI
								OFF	DEF	TOT									
80-81	62-57	1666	26.9	278-600	.463	79-123	.642	92	137	229	3.7	162	114-0	55	70	7	635	10.2	28
81-82	13-3	150	11.5	19-59	.322	6-8	.750	8	10	18	1.4	14	6-0	5	4	1	44	3.4	12
TOT	75-60	1816	24.2	297-659	.451	85-131	.649	100	147	247	3.3	176	120-0	60	74	8	679	9.1	28

Three-point FG: '80-81, 0-9 (.000); '81-82, 0-2 (.000). Total, 0-11 (.000)

MACON, DARYL #3

6-3 GUARD • ARKANSAS • BORN 11/29/95 • SIGNED TO A TWO-WAY CONTRACT 7/30/18 • WAIVED 7/26/19

YEAR	GP-GS	MIN	AVG	FGM-FGA	PCT	FTM-FTA	PCT	- REBOUNDS -			AVG	AST	PF-D	STL	TO	BLK	PTS	AVG	HI
								OFF	DEF	TOT									
18-19	8-0	90	11.2	10-27	.370	4-7	.571	2	10	12	1.5	7	8-0	1	6	0	29	3.6	12

Three-point FG: 5-11 (.455)

MAGLOIRE, JAMAAL #17

6-11 CENTER • KENTUCKY '01 • BORN 5/21/78 • FREE AGENT SIGNEE 2/26/08 • COMPLETED CONTRACT 5/08

YEAR	GP-GS	MIN	AVG	FGM-FGA	PCT	FTM-FTA	PCT	- REBOUNDS -			AVG	AST	PF-D	STL	TO	BLK	PTS	AVG	HI
								OFF	DEF	TOT									
07-08	7-0	27	3.9	3-9	.500	6-13	.462	1	7	8	1.1	0	8-0	1	7	0	12	1.7	7

Three-point FG: None Attempted.

MAHINMI, IAN #28

6-11 CENTER • FRANCE • BORN 11/5/86 • FREE AGENT SIGNEE 7/13/10 • TRADED TO INDIANA IN EXCHANGE FOR DARREN COLLISON AND DAHNTAY JONES 7/12/12

YEAR	GP-GS	MIN	AVG	FGM-FGA	PCT	FTM-FTA	PCT	- REBOUNDS -			AVG	AST	PF-D	STL	TO	BLK	PTS	AVG	HI
								OFF	DEF	TOT									
10-11	56-0	488	8.7	55-98	.561	63-82	.768	43	77	120	2.1	8	105-2	14	25	15	173	3.1	17
11-12	61-12	1139	18.7	130-238	.546	94-147	.639	108	181	289	4.7	12	176-2	38	50	31	354	5.8	19
TOT	117-12	1627	13.9	185-336	.551	157-229	.686	151	258	409	3.5	20	281-4	52	75	46	527	4.5	19

Three-point FG: '10-11, 0-2 (.000); '11-12, 0-1 (.000). Total, 0-3 (.000)

NBA PLAYOFF STATISTICS

YEAR	GP-GS	MIN	AVG	FGM-FGA	PCT	FTM-FTA	PCT	- REBOUNDS -			AVG	AST	PF-D	STL	TO	BLK	PTS	AVG	HI
								OFF	DEF	TOT									
10-11	6-0	33	5.5	3-5	.600	5-9	.556	3	3	6	1.0	0	16-0	1	0	0	11	1.8	4
11-12	4-0	70	17.5	9-14	.643	11-13	.846	9	9	18	4.5	0	13-0	3	1	3	29	7.3	10
TOT	10-0	103	10.3	12-19	.632	16-22	.727	12	12	24	2.4	0	29-0	4	1	3	40	4.0	10

Three-point FG: None Attempted.

MANNING, DANNY #17

6-10 FORWARD • KANSAS '88 • BORN 5/17/66 • FREE AGENT SIGNEE 8/2/01 • RIGHTS RENOUNCED 6/24/02

YEAR	GP-GS	MIN	AVG	FGM-FGA	PCT	FTM-FTA	PCT	- REBOUNDS -			AVG	AST	PF-D	STL	TO	BLK	PTS	AVG	HI
								OFF	DEF	TOT									
01-02	41-10	552	13.5	71-149	.477	22-33	.667	25	83	108	2.6	30	80-0	21	25	21	165	4.0	13

Three-point FG: 1-7 (.143)

MARION, SHAWN #0

6-7 FORWARD • UNLV • BORN 5/7/78 • ACQUIRED WITH KRIS HUMPHRIES, NATHAN JAWAI AND CASH CONSIDERATIONS FROM TORONTO FOR ANTOINE WRIGHT AND DEVEAN GEORGE IN A DEAL THAT ALSO SENT GREG BUCKNER TO DALLAS FROM MEMPHIS IN EXCHANGE FOR JERRY STACKHOUSE AND CASH CONSIDERATIONS, A SECOND ROUND PICK AND CASH CONSIDERATIONS FROM TORONTO TO MEMPHIS, AND HEDO TURKOGU FROM ORLANDO TO TORONTO FOR CASH CONSIDERATIONS FROM DALLAS AND TORONTO 7/9/09 • COMPLETED CONTRACT 6/30/14

YEAR	GP-GS	MIN	AVG	FGM-FGA	PCT	FTM-FTA	PCT	- REBOUNDS -			AVG	AST	PF-D	STL	TO	BLK	PTS	AVG	HI
								OFF	DEF	TOT									
09-10	75-75	2385	31.8	395-778	.508	105-139	.755	158	319	477	6.4	29	141-1	23	43	9	388	12.5	29
10-11	80-27	2253	28.2	434-834	.520	126-164	.768	168	383	551	6.9	110	144-0	68	130	50	999	12.5	25
11-12	63-63	1919	30.5	288-646	.446	74-93	.796	145	320	465	7.4	132	87-0	67	98	36	670	10.6	29
12-13	67-67	2010	30.0	355-690	.514	79-101	.782	146	379	525	7.8	163	111-0	75	103	47	812	12.1	26
13-14	76-76	2409	31.7	341-708	.482	51-65	.785	132	365	497	6.5	124	125-0	90	95	37	791	10.4	32
TOT	361-308	10976	30.4	1813-3656	.496	435-562	.774	749	1766	2515	7.0	636	608-1	369	525	231	4170	11.6	32

Three-point FG: '09-10, 3-19 (.158); '10-11, 5-33 (.152); '11-12, 20-68 (.294); '12-13, 23-73 (.315); '13-14, 58-162 (.358). Total, 76-211 (.360)

NBA PLAYOFF STATISTICS

YEAR	GP-GS	MIN	AVG	FGM-FGA	PCT	FTM-FTA	PCT	- REBOUNDS -			AVG	AST	PF-D	STL	TO	BLK	PTS	AVG	HI
								OFF	DEF	TOT									
09-10	6-6	148	24.7	24-59	.407	4-5	.800	7	18	25	4.2	6	12-0	1	8	3	52	8.7	14
10-11	21-21	690	32.9	105-225	.467	40-47	.851	46	87	133	6.3	45	53-1	21	36	19	250	11.9	26
11-12	4-4	140	35.0	17-40	.425	9-10	.900	9	23	32	8.0	4	14-0	1	10	5	47	11.8	17
13-14	7-7	193	27.6	24-59	.407	7-11	.636	14	23	37	5.3	13	11-0	6	5	1	59	8.4	20
TOT	38-38	1171	30.8	170-383	.444	60-73	.822	76	151	227	6.0	68	90-1	29	59	28	408	10.7	26

Three-point FG: '09-10, 0-4 (.000); '10-11, 0-5 (.000); '11-12, 4-14 (.286); '13-14, 4-18 (.222). TOTAL, 8-41 (.195)



**MARSHALL, RAWLE #1**

6-7 GUARD/FORWARD • OAKLAND '05 • BORN 2/20/82 • ROOKIE FREE AGENT SIGNEE 8/5/05 • TRADED TO INDIANA WITH DARRELL ARMSTRONG AND JOSH POWELL FOR ANTHONY JOHNSON 6/24/06

YEAR	GP-GS	MIN	AVG	FGM-FGA	PCT	FTM-FTA	PCT	- REBOUNDS -			AVG	AST	PF-D	STL	TO	BLK	PTS	AVG	HI
								OFF	DEF	TOT									
05-06	23-9	241	10.5	24-60	.400	22-29	.759	8	23	31	1.3	10	17-0	8	15	7	71	3.1	13

Three-point FG: '05-06, 1-3 (.333)

MARTIN, DARRICK #2

5-11 GUARD • UCLA '92 • BORN 3/6/71 • FREE AGENT SIGNEE 8/2/01 • WAIVED 11/20/01

YEAR	GP-GS	MIN	AVG	FGM-FGA	PCT	FTM-FTA	PCT	- REBOUNDS -			AVG	AST	PF-D	STL	TO	BLK	PTS	AVG	HI
								OFF	DEF	TOT									
01-02	3-0	22	7.3	0-10	.000	1-2	.500	0	1	1	0.3	3	4-0	2	1	0	1	0.3	1

THREE-POINT FG: 0-2 (.000)

MASHBURN, JAMAL #32

6-8 FORWARD • D-1993 1ST RND (4TH OVERALL) • KENTUCKY '94 • BORN 11/29/72 • TRADED TO MIAMI FOR SASHA DANILOVIC, MARTIN MÜURSEPP AND KURT THOMAS 2/14/97

YEAR	GP-GS	MIN	AVG	FGM-FGA	PCT	FTM-FTA	PCT	- REBOUNDS -			AVG	AST	PF-D	STL	TO	BLK	PTS	AVG	HI
								OFF	DEF	TOT									
93-94	79-73	2896	36.7	561-1382	.406	306-438	.699	107	246	353	4.5	266	205-0	89	245	14	1513	19.2	37
94-95	80-80	2980	37.3	683-1566	.436	447-605	.739	116	215	331	4.1	298	190-0	82	235	8	1926	24.1	50
95-96	18-18	669	37.2	145-383	.379	97-133	.729	37	60	97	5.4	50	39-0	14	55	3	422	23.4	37
96-97	37-21	975	26.4	140-376	.372	72-111	.649	28	87	115	3.1	93	69-0	35	57	5	394	10.6	27
TOT	214-192	7520	35.1	1529-3707	.412	922-1287	.716	288	608	896	4.2	707	503-0	220	592	30	4255	19.9	50

Three-point FG: '93-94, 85-299 (.284); '94-95, 113-344 (.328); '95-96, 35-102 (.343); '96-97, 42-131 (.321). Total, 275-876 (.314)

MATTHEWS, WESLEY #23

6-5 GUARD/FORWARD • MARQUETTE • BORN 10/14/86 • FREE AGENT SIGNEE 7/9/15 • TRADED WITH DENNIS SMITH JR., DEANDRE JORDAN AND TWO FUTURE FIRST ROUND PICKS TO NEW YORK IN EXCHANGE FOR KRISTAPS PORZINGIS, TIM HARDAWAY JR., COURTNEY LEE AND TREY BURKE 1/31/19

YEAR	GP-GS	MIN	AVG	FGM-FGA	PCT	FTM-FTA	PCT	- REBOUNDS -			AVG	AST	PF-D	STL	TO	BLK	PTS	AVG	HI
								OFF	DEF	TOT									
15-16	78-78	2644	33.9	331-854	.388	126-146	.863	27	211	238	3.1	151	179-1	78	78	17	977	12.5	36
16-17	73-73	2495	34.2	333-847	.393	146-179	.816	18	241	259	3.5	210	161-1	77	102	15	986	13.5	27
17-18	63-63	2131	33.8	283-697	.406	83-101	.822	28	170	198	3.1	172	140-1	76	83	16	802	12.7	29
18-19	44-44	1312	29.8	194-469	.414	87-110	.791	20	82	102	2.3	100	102-0	33	58	12	575	13.1	25
TOT	724-662	23579	33.3	1141-2867	.398	442-536	.825	93	704	797	3.1	633	582-3	264	321	60	3340	12.9	36

Three-point FG: '15-16, 189-525 (.360); '16-17, 174-479 (.363); '17-18, 153-402 (.381); '18-19, 100-263 (.380). Total, 616-1669 (.369)

NBA PLAYOFF STATISTICS

YEAR	GP-GS	MIN	AVG	FGM-FGA	PCT	FTM-FTA	PCT	OFF	DEF	TOT	AVG	AST	PF-D	STL	TO	BLK	PTS	AVG	HI
15-16	5-5	173	34.7	20-60	.333	15-19	.789	4	14	18	3.6	6	14-0	6	4	0	65	13.0	22

Three-point FG: 10-35 (.286)

MAXWELL, VERNON #3

6-4 GUARD • FLORIDA '88 • BORN 9/12/65 • FREE AGENT SIGNEE 2/28/01 • COMPLETED CONTRACT 5/01

YEAR	GP-GS	MIN	AVG	FGM-FGA	PCT	FTM-FTA	PCT	- REBOUNDS -			AVG	AST	PF-D	STL	TO	BLK	PTS	AVG	HI
								OFF	DEF	TOT									
00-01	19-0	285	15.0	31-98	.316	6-10	.600	1	28	29	1.5	20	31-0	9	17	3	81	4.3	11

Three-point FG: 13-47 (.277)

NBA PLAYOFF STATISTICS

YEAR	GP-GS	MIN	AVG	FGM-FGA	PCT	FTM-FTA	PCT	OFF	DEF	TOT	AVG	AST	PF-D	STL	TO	BLK	PTS	AVG	HI
00-01	4-0	43	10.8	2-10	.200	0-0	.000	1	5	6	1.5	5	6-0	0	2	0	4	1.0	2

THREE-POINT FG: 0-5 (.000)

MAYO, OJ #32

6-4 GUARD • USC • BORN 11/5/87 • FREE AGENT SIGNEE 7/19/12 • DID NOT EXERCISE CONTRACT OPTION 6/30/13

YEAR	GP-GS	MIN	AVG	FGM-FGA	PCT	FTM-FTA	PCT	- REBOUNDS -			AVG	AST	PF-D	STL	TO	BLK	PTS	AVG	HI
								OFF	DEF	TOT									
12-13	82-82	2913	35.5	461-1026	.449	191-233	.820	36	255	291	3.5	361	195-1	93	210	23	1255	15.3	40

Three-point FG: 142-349 (.407)

MBENGA, DJ #28

7-0 CENTER • BORN 10/30/08 • ROOKIE FREE AGENT SIGNEE 7/14/04 • WAIVED 10/30/07

YEAR	GP-GS	MIN	AVG	FGM-FGA	PCT	FTM-FTA	PCT	- REBOUNDS -			AVG	AST	PF-D	STL	TO	BLK	PTS	AVG	HI
								OFF	DEF	TOT									
04-05	15-1	58	3.9	6-14	.429	3-4	.750	3	5	8	0.5	0	13-0	0	5	5	15	1.0	4
05-06	43-1	237	5.5	32-60	.533	10-20	.500	19	37	56	1.3	2	47-0	6	16	25	74	1.7	8
06-07	21-0	79	3.8	5-16	.313	7-8	.875	3	8	11	0.5	6	17	3	5	5	17	0.8	4
TOTAL	79-2	374	4.7	43-90	.478	20-32	.625	25	50	75	0.9	8	77	9	26	35	106	1.3	8

Three-point FG: '04-05, None Attempted; '05-06, 0-1 (.000); '06-07, None Attempted. TOTAL 0-1 (.000)

NBA PLAYOFF STATISTICS

YEAR	GP-GS	MIN	AVG	FGM-FGA	PCT	FTM-FTA	PCT	OFF	DEF	TOT	AVG	AST	PF-D	STL	TO	BLK	PTS	AVG	HI
05-06	7-0	25	3.6	1-3	.333	2-2	1.000	1	7	8	1.1	0	9-0	0	3	1	4	0.6	2

Three-point FG: None Attempted.



**MCCANN, BOB #7**

6-6 FORWARD • MOREHEAD STATE '87 • BORN 4/22/64 • FREE AGENT SIGNEE 2/12/90 • WAIVED 10/27/90

YEAR	GP-GS	MIN	AVG	FGM-FGA	PCT	FTM-FTA	PCT	- REBOUNDS -			AVG	AST	PF-D	STL	TO	BLK	PTS	AVG	HI
								OFF	DEF	TOT									
89-90	10-0	62	6.2	7-21	.333	12-14	.857	4	8	12	1.2	6	7-0	2	6	2	26	2.6	8

Three-point FG: None Attempted.

MCCLLOUD, GEORGE #21

6-8 FORWARD • FLORIDA STATE '89 • BORN 5/27/67 • SIGNED 10-DAY CONTRACTS 1/30/95 AND 2/8/95 • SIGNED FOR REMAINDER OF SEASON 2/22/95 • FREE AGENT SIGNEE 10/5/95 • TRADED TO NEW JERSEY WITH SAM CASSELL, CHRIS GATLING, JIM JACKSON AND ERIC MONTROSS FOR SHAWN BRADLEY, ED O'BANNON, ROBERT PACK AND KHALID REEVES 2/17/97

YEAR	GP-GS	MIN	AVG	FGM-FGA	PCT	FTM-FTA	PCT	- REBOUNDS -			AVG	AST	PF-D	STL	TO	BLK	PTS	AVG	HI
								OFF	DEF	TOT									
94-95	42-3	802	19.1	144-328	.439	80-96	.833	82	65	147	3.5	53	71-0	23	40	9	402	9.6	25
95-96	79-63	2846	36.0	530-1281	.414	180-224	.804	116	263	379	4.8	212	212-1	113	166	38	1497	18.9	37
96-97	41-26	1207	29.4	204-482	.423	77-92	.837	29	114	143	3.5	92	106-1	52	52	8	563	13.7	28
TOT	162-92	4855	30.0	878-2091	.420	337-412	.818	227	442	669	4.1	357	389-2	188	258	55	2462	15.2	37

Three-point FG: '94-95, 34-89 (.382); '95-96, 257-678 (.379); '96-97, 78-205 (.380). Total, 369-972 (.380)

MCCRAY, RODNEY #1

6-8 FORWARD • LOUISVILLE '83 • BORN 8/29/61 • ACQUIRED FROM SACRAMENTO FOR THE KINGS' 1990 SECOND-ROUND CHOICE AND WASHINGTON'S 1991 SECOND-ROUND CHOICE FOR BILL WENNINGTON, INDIANA'S 1990 FIRST AND DALLAS' 1990 FIRST-ROUND CHOICE 6/26/90 • TRADED TO CHICAGO FOR GOLDEN STATE'S 1994 FIRST-ROUND DRAFT CHOICE AND TWO CONDITIONAL SECOND-ROUND CHOICES 9/18/92

YEAR	GP-GS	MIN	AVG	FGM-FGA	PCT	FTM-FTA	PCT	- REBOUNDS -			AVG	AST	PF-D	STL	TO	BLK	PTS	AVG	HI
								OFF	DEF	TOT									
90-91	74-68	2561	34.6	336-679	.495	159-198	.803	153	407	560	7.6	259	203-3	70	129	51	844	11.4	23
91-92	75-48	2106	28.1	271-622	.436	110-153	.719	149	319	468	6.2	219	180-2	48	115	30	677	9.0	24
TOT	149-116	4667	31.3	607-1301	.467	269-351	.766	302	726	1028	6.9	478	383-5	118	244	81	1521	10.2	24

Three-point FG: '90-91, 13-39 (.333); '91-92, 25-85 (.294). Total, 38-124 (.306)

MCDERMOTT, DOUG #20

6-8 FORWARD • CREIGHTON • BORN 1/3/92 • ACQUIRED FROM DENVER AS PART OF A THREE-TEAM TRADE THAT SENT DEVIN HARRIS FROM DALLAS TO DENVER, EMMANUEL MUDIAY FROM DENVER TO NEW YORK, A 2018 SECOND ROUND PICK FROM THE KNICKS TO THE NUGGETS, AND A 2018 SECOND ROUND PICK FROM THE NUGGETS TO THE MAVERICKS 2/8/18 • COMPLETED CONTRACT 6/30/18

YEAR	GP-GS	MIN	AVG	FGM-FGA	PCT	FTM-FTA	PCT	- REBOUNDS -			AVG	AST	PF-D	STL	TO	BLK	PTS	AVG	HI
								OFF	DEF	TOT									
17-18	26-3	596	22.9	86-180	.478	24-28	.857	7	59	66	2.5	29	49-0	9	22	4	235	9.0	20

Three-point FG: 39-79 (.494)

MCGEE, JAVALE #11

7-0 CENTER • NEVADA • BORN 1/19/88 • FREE AGENT SIGNEE 8/13/15 • WAIVED 7/8/16

YEAR	GP-GS	MIN	AVG	FGM-FGA	PCT	FTM-FTA	PCT	- REBOUNDS -			AVG	AST	PF-D	STL	TO	BLK	PTS	AVG	HI
								OFF	DEF	TOT									
15-16	34-2	370	10.9	77-134	.575	18-36	.500	53	80	133	3.9	3	49-0	5	21	26	172	5.1	13

Three-point FG: 0-1 (.000)

NBA PLAYOFF STATISTICS

YEAR	GP-GS	MIN	AVG	FGM-FGA	PCT	FTM-FTA	PCT	OFF	DEF	TOT	AVG	AST	PF-D	STL	TO	BLK	PTS	AVG	HI
15-16	2-0	14	7.1	1-2	.500	2-6	.333	2	1	3	1.5	0	3-0	1	3	0	4	2.0	3

Three-point FG: None Attempted.

MCRBERTS, JOSH #13

6-10 FORWARD/CENTER • DUKE • BORN 2/28/87 • ACQUIRED WITH A FUTURE SECOND ROUND PICK AND CASH CONSIDERATIONS FROM MIAMI IN EXCHANGE FOR A.J. HAMMONS • WAIVED 2/10/18

YEAR	GP-GS	MIN	AVG	FGM-FGA	PCT	FTM-FTA	PCT	- REBOUNDS -			AVG	AST	PF-D	STL	TO	BLK	PTS	AVG	HI
								OFF	DEF	TOT									
17-18	2-0	6	2.9	0-1	.000	0-0	-	0	0	0	0.0	0	2-0	0	0	0	0.0	0	

Three-point FG: 0-1 (.000)



**MEJRI, SALAH #50**

7-2 CENTER • TUNISIA • BORN 6/15/86 • FREE AGENT SIGNEE 7/30/15 • RE-SIGNED 8/3/18 • WAIVED 2/7/19 • FREE AGENT SIGNEE 2/10/19 • COMPLETED CONTRACT 6/30/19

YEAR	GP-GS	MIN	AVG	FGM-FGA	PCT	FTM-FTA	PCT	- REBOUNDS -			AVG	AST	PF-D	STL	TO	BLK	PTS	AVG	HI
								OFF	DEF	TOT									
15-16	34-6	397	11.7	49-78	.628	27-46	.587	41	82	123	3.6	10	54-0	8	23	36	125	3.7	17
16-17	73-11	905	12.4	88-137	.642	36-61	.590	97	211	308	4.2	14	152-1	32	40	61	213	2.9	16
17-18	61-1	729	11.9	88-137	.642	38-66	.576	85	161	246	4.0	35	121-1	22	39	67	214	3.5	11
18-19	36-4	399	11.1	55-112	.491	20-32	.625	36	95	131	3.6	35	55-0	10	21	26	141	3.9	19
TOT	204-22	2430	11.9	280-646	.603	121-205	.590	259	549	808	4.0	94	382-2	72	123	190	693	3.4	19

Three-point FG: '15-16, 0-1 (.000); '16-17, 1-3 (.333); '17-18, 0-3 (.000); '18-19, 11-34 (.324). Total, 12-41 (.293)

YEAR	GP-GS	MIN	AVG	FGM-FGA	PCT	FTM-FTA	PCT	NBA PLAYOFF STATISTICS			AVG	AST	PF-D	STL	TO	BLK	PTS	AVG	HI
								OFF	DEF	TOT									
15-16	4-1	76	19.0	7-10	.700	5-12	.417	5	8	13	3.3	1	11-0	3	0	5	19	4.8	12

Three-point FG: None Attempted.

MELLI, NICOLÒ #44

7-9 FORWARD • BORN 1/26/91 • ACQUIRED FROM NEW ORLEANS WITH J.J. REDICK IN EXCHANGE FOR JAMES JOHNSON, WES IWUNDU, A 2021 SECOND ROUND PICK AND CASH CONSIDERATIONS 3/26/21

YEAR	GP-GS	MIN	AVG	FGM-FGA	PCT	FTM-FTA	PCT	- REBOUNDS -			AVG	AST	PF-D	STL	TO	BLK	PTS	AVG	HI
								OFF	DEF	TOT									
20-21	23-4	325	14.1	31-82	.378	13-18	.722	17	48	65	2.8	19	30-0	5	5	2	91	4.0	13

Three-point FG: 16-48 (.333)

YEAR	GP-GS	MIN	AVG	FGM-FGA	PCT	FTM-FTA	PCT	NBA PLAYOFF STATISTICS			AVG	AST	PF-D	STL	TO	BLK	PTS	AVG	HI
								OFF	DEF	TOT									
20-21	3-0	19	6.3	0-4	.000	0-0	.000	2	6	6	2.0	0	3-0	1	0	0	0	0.0	--

Three-point FG: None Attempted.

MENSAH-BONSU, POPS #21

6-9 FORWARD • GEORGE WASHINGTON '07 • BORN 9/7/83 • FREE AGENT SIGNEE 8/3/06 • WAIVED 8/31/07

YEAR	GP-GS	MIN	AVG	FGM-FGA	PCT	FTM-FTA	PCT	- REBOUNDS -			AVG	AST	PF-D	STL	TO	BLK	PTS	AVG	HI
								OFF	DEF	TOT									
06-07	12-0	71	5.9	11-17	.647	7-18	.389	9	12	21	1.8	0	8-0	1	9	0	29	2.4	6

Three-point FG: None Attempted.

MEYER, LOREN #40

6-10 FORWARD/CENTER • D-1995 1ST ROUND (24TH OVERALL) • IOWA STATE '95 • BORN 12/30/72 • TRADED TO PHOENIX WITH TONY DUMAS AND JASON KIDD FOR SAM CASSELL, MICHAEL FINLEY, A.C. GREEN AND A 1998 SECOND-ROUND DRAFT CHOICE 12/26/96

YEAR	GP-GS	MIN	AVG	FGM-FGA	PCT	FTM-FTA	PCT	- REBOUNDS -			AVG	AST	PF-D	STL	TO	BLK	PTS	AVG	HI
								OFF	DEF	TOT									
95-96	72-21	1266	17.6	145-330	.439	70-102	.686	114	205	319	4.4	57	224-6	20	67	32	363	5.0	14
96-97	19-16	259	13.6	34-78	.436	9-12	.750	14	35	49	2.6	7	52-1	6	27	3	78	4.1	11
TOT	91-37	1525	16.8	179-408	.439	79-114	.693	128	240	368	4.0	64	276-7	26	94	35	441	4.8	14

Three-point FG: '95-96, 3-11 (.273); '96-97, 1-2 (.500). Total, 4-13 (.308)

MILLER, OLIVER #2

6-9 CENTER • ARKANSAS '92 • BORN 4/6/70 • FREE AGENT SIGNEE 10/17/96 • WAIVED 2/7/97

YEAR	GP-GS	MIN	AVG	FGM-FGA	PCT	FTM-FTA	PCT	- REBOUNDS -			AVG	AST	PF-D	STL	TO	BLK	PTS	AVG	HI
								OFF	DEF	TOT									
96-97	42-0	836	19.9	76-154	.494	28-53	.528	82	151	233	5.5	58	133-1	34	70	50	180	4.3	13

Three-point FG: 0-1 (.000)

MONTROSS, ERIC #00

7-0 CENTER • NORTH CAROLINA '94 • BORN 9/23/71 • ACQUIRED FROM BOSTON WITH THE 9TH OVERALL PICK IN THE 1996 NBA DRAFT FOR THE 6TH OVERALL PICK IN THE 1996 DRAFT AND DALLAS' 1997 FIRST-ROUND PICK 6/21/96 • TRADED TO NEW JERSEY WITH SAM CASSELL, CHRIS GATLING, JIM JACKSON AND GEORGE MCCLOUD FOR SHAWN BRADLEY, ED O'BANNON, ROBERT PACK AND KHALID REEVES 2/17/97

YEAR	GP-GS	MIN	AVG	FGM-FGA	PCT	FTM-FTA	PCT	- REBOUNDS -			AVG	AST	PF-D	STL	TO	BLK	PTS	AVG	HI
								OFF	DEF	TOT									
96-97	47-46	984	20.9	86-187	.460	10-34	.294	66	170	236	5.0	32	150-2	9	51	34	182	3.9	12

Three-point FG: None Attempted.



**MOORE, TRACY #20**

6-4 GUARD • TULSA '88 • BORN 12/28/65 • FREE AGENT SIGNEE 1/16/92 • WAIVED 2/4/93

YEAR	GP-GS	MIN	AVG	FGM-FGA	PCT	FTM-FTA	PCT	- REBOUNDS -				AVG	AST	PF-D	STL	TO	BLK	PTS	AVG	HI
								OFF	DEF	TOT										
91-92	42-2	782	18.6	130-325	.400	65-78	.833	31	51	82	2.0	48	97-0	32	44	4	355	8.5	19	
92-93	39-1	510	13.1	103-249	.414	53-61	.869	23	29	52	1.3	47	54-0	21	32	4	282	7.2	20	
TOT	81-3	1292	16.0	233-574	.406	118-139	.849	54	80	134	1.7	95	151-0	53	76	8	637	7.9	20	

Three-point FG: '91-92, 30-84 (.357); '92-93, 23-67 (.343). Total, 53-151 (.351)

MORNINGSTAR, DARREN #50

6-11 CENTER • PITTSBURGH '92 • BORN 4/22/69 • FREE AGENT SIGNEE 10/7/93 • WAIVED 11/23/93

YEAR	GP-GS	MIN	AVG	FGM-FGA	PCT	FTM-FTA	PCT	- REBOUNDS -				AVG	AST	PF-D	STL	TO	BLK	PTS	AVG	HI
								OFF	DEF	TOT										
93-94	22-15	363	16.5	38-81	.469	18-30	.600	31	49	80	3.6	15	69-1	14	19	2	94	4.3	11	

Three-point FG: None Attempted.

MORROW, ANTHONY #23

6-5 GUARD • GEORGIA TECH • BORN 9/27/85 • ACQUIRED FROM ATLANTA IN EXCHANGE FOR DAHNTAY JONES 2/21/13 • COMPLETED CONTRACT 6/30/13

YEAR	GP-GS	MIN	AVG	FGM-FGA	PCT	FTM-FTA	PCT	- REBOUNDS -				AVG	AST	PF-D	STL	TO	BLK	PTS	AVG	HI
								OFF	DEF	TOT										
12-13	17-0	82	4.8	17-34	.500	4-4	1.000	1	3	4	0.2	4	10-0	1	4	0	39	2.3	8	

Three-point FG: 1-5 (.200)

MOTLEY, JOHNATHAN #6

6-10 FORWARD • BAYLOR • BORN 5/4/95 • SIGNED TO A TWO-WAY CONTRACT 7/3/17 • TRADED TO THE L.A. CLIPPERS WITH THE RIGHTS TO RENALDAS SEIBUTIS IN EXCHANGE FOR THE RIGHTS TO MAARTY LEUNEN AND CASH CONSIDERATIONS 7/23/18

YEAR	GP-GS	MIN	AVG	FGM-FGA	PCT	FTM-FTA	PCT	- REBOUNDS -				AVG	AST	PF-D	STL	TO	BLK	PTS	AVG	HI
								OFF	DEF	TOT										
17-18	11-4	176	16.0	40-75	.533	15-28	.536	14	35	49	4.5	7	18-0	3	9	2	96	8.7	26	

Three-point FG: 1-6 (.167)

MURPHY, TROY #6

6-11 FORWARD/CENTER • NOTRE DAME • BORN 5/2/80 • FREE AGENT SIGNEE 11/2/12 • WAIVED 11/29/12

YEAR	GP-GS	MIN	AVG	FGM-FGA	PCT	FTM-FTA	PCT	- REBOUNDS -				AVG	AST	PF-D	STL	TO	BLK	PTS	AVG	HI
								OFF	DEF	TOT										
12-13	14-1	256	18.3	22-61	.361	10-11	.909	7	42	49	3.5	7	29-0	10	7	6	65	4.6	12	

Three-point FG: 11-35 (.314)

MÜRSEPP, MARTIN #31 (2/15/97 TO 2/18/97), #13 (2/19/97 TO 6/23/98)

6-9 FORWARD • ESTONIA • BORN 9/26/74 • ACQUIRED FROM MIAMI WITH KURT THOMAS AND SASHA DANILOVIC FOR JAMAL MASHBURN 2/14/97 • TRADED TO PHOENIX WITH BUBBA WELLS, THE DRAFT RIGHTS TO PAT GARRITY AND A FIRST-ROUND CHOICE FOR STEVE NASH 6/24/98

YEAR	GP-GS	MIN	AVG	FGM-FGA	PCT	FTM-FTA	PCT	- REBOUNDS -				AVG	AST	PF-D	STL	TO	BLK	PTS	AVG	HI
								OFF	DEF	TOT										
96-97	32-0	221	6.9	49-117	.419	38-56	.679	33	29	62	1.9	17	55-1	12	15	10	139	4.3	18	
97-98	41-7	603	14.7	83-191	.435	51-67	.761	46	68	114	2.8	30	96-1	29	29	14	233	5.7	24	
TOT	73-7	824	11.3	132-308	.429	89-123	.724	79	97	176	2.4	47	151-2	41	44	24	372	5.1	24	

Three-point FG: '96-97, 3-20 (.150); '97-98, 16-38 (.421). Total, 19-58 (.328)





NAJERA, EDUARDO #14

6-8 FORWARD • OKLAHOMA '00 • BORN 7/11/76 • DRAFT RIGHTS ACQUIRED FROM HOUSTON WITH A SECOND-ROUND PICK FOR THE DRAFT RIGHTS TO DAN LANGHI 6/28/00 • TRADED TO GOLDEN STATE WITH CHRISTIAN LAETTNER, TWO FUTURE FIRST-ROUND PICKS, CASH CONSIDERATIONS AND THE DRAFT RIGHTS TO LUIS FLORES AND MLADEN SEKULARAC FOR ERICK DAMPIER, DAN DICKAU, EVAN ESCHMEYER AND THE DRAFT RIGHTS TO STEVE LOGAN 8/24/04 • ACQUIRED BY DALLAS FROM NEW JERSEY IN EXCHANGE FOR KRIS HUMPHRIES AND SHAWNE WILLIAMS (1/11/10) • TRADED ALONG WITH ERICK DAMPIER AND MATT CARROLL TO CHARLOTTE IN EXCHANGE FOR TYSON CHANDLER AND ALEXIS AJINCA

YEAR	GP-GS	MIN	AVG	FGM-FGA	PCT	FTM-FTA	- REBOUNDS -			AVG	AST	PF-D	STL	TO	BLK	PTS	AVG	HI	
							PCT	OFF	DEF										
00-01	40-4	431	10.8	58-111	.523	14-33	.424	41	54	95	2.4	27	48-0	13	17	8	131	3.3	10
01-02	62-11	1357	21.9	150-300	.500	100-145	.676	149	193	342	5.5	38	156-2	56	40	30	400	6.5	19
02-03	48-12	1103	23.0	129-231	.558	62-91	.681	90	133	223	4.6	47	129-1	40	23	22	320	6.7	16
03-04	58-7	720	12.4	72-162	.444	30-46	.652	67	89	156	2.7	25	90-1	35	29	19	176	3.0	11
09-10	33-3	481	14.6	42-93	.452	8-12	.667	22	55	77	2.3	14	61-0	17	13	12	108	3.3	11
TOT	241-37	4092	16.9	451-897	.503	214-330	.648	369	524	893	3.7	151	484-4	161	122	91	1135	4.7	19

Three-point FG: '00-01, 1-3 (.333); '01-02, 0-2 (.000); '02-03, 0-1 (.000); '03-04, 2-4 (.500); '09-10, 16-47 (.340). Total, 19-57 (.333)

NBA PLAYOFF STATISTICS

YEAR	GP-GS	MIN	AVG	FGM-FGA	PCT	FTM-FTA	- REBOUNDS -			AVG	AST	PF-D	STL	TO	BLK	PTS	AVG	HI	
							PCT	OFF	DEF										
00-01	7-0	44	6.3	9-17	.529	0-0	.000	7	8	15	2.1	1	8-0	1	1	21	3.0	10	
01-02	8-4	122	15.3	16-23	.696	5-8	.625	3	10	13	1.6	1	22-0	3	2	0	37	4.6	13
02-03	19-5	394	20.7	39-86	.453	38-48	.792	36	38	74	3.9	15	53-1	14	16	4	116	6.1	12
03-04	5-0	57	11.4	5-11	.455	2-2	1.000	10	7	17	3.4	3	12-0	3	2	2	12	2.4	6
09-10	5-0	36	7.2	2-8	.250	0-0	.000	5	4	9	1.8	0	8-0	2	1	0	4	0.8	2
TOT	44-9	653	14.8	71-145	.490	45-58	.776	61	67	128	2.9	20	103-1	23	22	7	190	4.3	13

THREE-POINT FG: '00-01, 3-4 (.750); '01-02, NONE ATTEMPTED; '02-03, NONE ATTEMPTED; '03-04, NONE ATTEMPTED; '09-10, 0-5 (.000) TOTAL, 3-9 (.333)

NASH, STEVE #13

6-3 GUARD • SANTA CLARA '96 • BORN 2/7/74 • ACQUIRED FROM PHOENIX FOR MARTIN MÜÜRSEPP, BUBBA WELLS, THE DRAFT RIGHTS TO PAT GARRITY AND A 1999 FIRST-ROUND DRAFT CHOICE 6/24/98 • COMPLETED CONTRACT 6/1/04

YEAR	GP-GS	MIN	AVG	FGM-FGA	PCT	FTM-FTA	- REBOUNDS -			AVG	AST	PF-D	STL	TO	BLK	PTS	AVG	HI	
							PCT	OFF	DEF										
98-99	40-40	1269	31.7	114-314	.363	38-46	.826	32	82	114	219	5.5	98-2	37	83	2	315	7.9	22
99-00	56-27	1532	27.4	173-363	.477	75-85	.882	34	87	121	272	4.9	122-1	37	102	3	481	8.6	24
00-01	70-70	2387	34.1	386-792	.487	231-258	.895	46	177	223	509	7.3	158-0	72	205	5	1092	15.6	31
01-02	82-82	2837	34.6	525-1088	.483	260-293	.887	50	204	254	634	7.7	164-0	53	229	4	1466	17.9	39
02-03	82-82	2711	33.1	518-1114	.465	308-339	.909	63	171	234	598	7.3	134-0	85	192	6	1455	17.7	32
03-04	78-78	2612	33.5	397-845	.470	230-251	.916	59	173	232	687	8.8	139-0	67	209	8	1128	14.5	31
TOT	408-379	13348	33.7	2113-4516	.468	1142-1272	.898	284	894	1178	2919	7.2	815-3	351	1020	28	5937	14.6	39

Three-point FG: '98-99, 49-131 (.374); '99-00, 60-149 (.403); '00-01, 89-219 (.406); '01-02, 156-343 (.455); '02-03, 111-269 (.413); '03-04, 104-257 (.405). Total, 569-1368 (.416)

NBA PLAYOFF STATISTICS

YEAR	GP-GS	MIN	AVG	FGM-FGA	PCT	FTM-FTA	- REBOUNDS -			AVG	AST	PF-D	STL	TO	BLK	PTS	AVG	HI	
							PCT	OFF	DEF										
00-01	10-10	370	37.0	45-108	.417	30-34	.882	6	26	32	64	6.4	19-0	6	25	1	136	13.6	27
01-02	8-8	323	40.4	51-118	.432	34-35	.971	7	25	32	70	8.8	20-0	4	30	0	156	19.5	30
02-03	20-20	729	36.5	115-257	.447	55-63	.873	15	55	70	145	7.3	47-0	17	51	1	322	16.1	31
03-04	5-5	197	39.4	27-70	.386	8-9	.889	6	20	26	45	9.0	14-0	4	12	0	68	13.6	24
TOT	43-43	1619	37.7	238-553	.430	127-141	.901	34	126	160	324	7.5	100-0	31	118	2	682	15.9	31

THREE-POINT FG: '00-01, 16-39 (.410); '01-02, 20-45 (.444); '02-03, 37-76 (.487); '03-04, 6-16 (.375). TOTAL 79-176 (.449)

NBA ALL-STAR STATISTICS

YEAR	SITE	GP-GS	MIN	FGM-FGA	PCT	FTM-FTA	- REBOUNDS -			AVG	AST	PF-D	STL	TO	BLK	PTS	AVG
							PCT	OFF	DEF								
2002	PHI	1-0	24	3-9	.333	0-0	.000	2	1	3	9	1-0	1	0	0	8	8.0
2003	ATL	1-0	16	1-3	.333	0-1	.000	2	3	5	3	1-0	1	4	0	2	2.0
TOT		2-0	40	4-12	.333	0-1	.000	4	4	8	12	2-0	2	4	0	10	5.0

Three-point FG: '02, 2-4 (.500); '03, 0-2 (.000). Total, 2-6 (.333)

N'DIAYE, MAMADOU #34

7-0 CENTER • AUBURN '00 • BORN 6/16/75 • SIGNED 10-DAY CONTRACT 1/6/04 • SIGNED SECOND 10-DAY CONTRACT 1/16/04 • COMPLETED CONTRACT 1/27/04

YEAR	GP-GS	MIN	AVG	FGM-FGA	PCT	FTM-FTA	- REBOUNDS -			AVG	AST	PF-D	STL	TO	BLK	PTS	AVG	HI	
							PCT	OFF	DEF										
01-02	47-17	724	15.4	67-148	.453	42-58	.724	9	40	49	1.0	14	88-2	29	21	4	198	4.2	17

Three-point FG: 22-57 (.386)

NELSON, JAMEER #14

6-0 GUARD • ST. JOSEPH'S • BORN 2/9/82 • FREE AGENT SIGNEE 7/24/14 • TRADED ALONG WITH BRANDAN WRIGHT, JAE CROWDER, A 2015 FIRST ROUND PICK AND A 2016 SECOND ROUND PICK TO BOSTON IN EXCHANGE FOR RAJON RONDO AND DWIGHT POWELL 12/18/14

YEAR	GP-GS	MIN	AVG	FGM-FGA	PCT	FTM-FTA	- REBOUNDS -			AVG	AST	PF-D	STL	TO	BLK	PTS	AVG	HI	
							PCT	OFF	DEF										
14-15	23-23	584	25.4	61-163	.374	7-8	.875	14	49	63	2.7	95	53-0	15	39	2	167	7.3	18

Three-point FG: 38-103 (.369)



**NEWMAN, JOHNNY #2**

6-7 FORWARD • RICHMOND '86 • BORN 11/28/63 • FREE AGENT SIGNEE 11/27/01 • COMPLETED CONTRACT 5/02

YEAR	GP-GS	MIN	AVG	FGM-FGA	PCT	FTM-FTA	PCT	- REBOUNDS -			AVG	AST	PF-D	STL	TO	BLK	PTS	AVG	HI	
								OFF	DEF	TOT										
01-02	47-17	724	15.4	67-148	.453	42-5	8	.724	9	40	49	1.0	14	88-0	29	21	4	198	4.2	10

Three-point FG: 22-57 (.386)

NBA PLAYOFF STATISTICS

YEAR	GP-GS	MIN	AVG	FGM-FGA	PCT	FTM-FTA	PCT	OFF	DEF	TOT	AVG	AST	PF-D	STL	TO	BLK	PTS	AVG	HI
01-02	3-2	22	7.3	1-7	.143	0-0	.000	0	0	0	0.0	2	5-0	0	0	0	3	1.0	3

THREE-POINT FG: 1-6 (.167)

NIMPHIUMS, KURT #40

6-11 FORWARD/CENTER • ARIZONA STATE '80 • BORN 3/13/58 • FREE AGENT SIGNEE 9/26/81 • TRADED TO L.A. CLIPPERS FOR JAMES DONALDSON 11/25/85

YEAR	GP-GS	MIN	AVG	FGM-FGA	PCT	FTM-FTA	PCT	- REBOUNDS -			AVG	AST	PF-D	STL	TO	BLK	PTS	AVG	HI
								OFF	DEF	TOT									
81-82	63-27	1085	17.2	137-297	.461	63-108	.583	92	203	295	4.7	61	190-5	17	56	82	337	5.3	20
82-83	81-12	1515	18.7	174-355	.490	77-140	.550	157	247	404	5.0	115	287-11	24	66	111	426	5.3	20
83-84	82-46	2284	27.9	272-523	.520	101-162	.623	182	331	513	6.3	176	283-5	41	98	144	646	7.9	24
84-85	82-40	2010	24.5	196-434	.452	108-140	.771	136	272	408	5.0	183	262-4	30	95	126	500	6.1	16
85-86	13-4	280	21.5	37-72	.514	17-29	.586	23	37	60	4.6	14	38-1	3	13	12	91	7.0	20
TOT	321-129	7174	22.3	816-1681	.485	366-579	.632	590	1090	1680	5.2	549	1060-26	115	328	475	2000	6.2	24

Three-point FG: '81-82, None Attempted; '82-83, 1-1 (1.000); '83-84, 1-4 (.250); '84-85, 0-6 (.000); '85-86, 0-1 (.000). Total, 2-12 (.167)

NBA PLAYOFF STATISTICS

YEAR	GP-GS	MIN	AVG	FGM-FGA	PCT	FTM-FTA	PCT	OFF	DEF	TOT	AVG	AST	PF-D	STL	TO	BLK	PTS	AVG	HI
83-84	10-0	178	17.8	14-33	.424	14-17	.824	20	33	53	5.3	13	24-0	0	9	14	42	4.2	9
84-85	4-0	50	12.5	3-6	.500	0-0	-	3	3	6	1.5	3	10-0	1	2	1	6	1.5	4
TOT	14-0	228	16.3	17-39	.436	14-17	.824	23	36	59	4.2	16	34-0	1	11	15	48	3.4	9

Three-point FG: None Attempted.

NOEL, NERLENS #3

6-11 CENTER • KENTUCKY • BORN 4/10/94 • ACQUIRED BY DALLAS IN EXCHANGE FOR JUSTIN ANDERSON, ANDREW BOGUT AND A 2017 PROTECTED FIRST ROUND PICK 2/23/17 • SIGNED 8/28/17 • COMPLETED CONTRACT 6/30/18

YEAR	GP-GS	MIN	AVG	FGM-FGA	PCT	FTM-FTA	PCT	- REBOUNDS -			AVG	AST	PF-D	STL	TO	BLK	PTS	AVG	HI
								OFF	DEF	TOT									
16-17	22-12	483	21.9	77-134	.575	34-48	.708	47	103	150	6.8	20	55-0	22	22	24	188	8.5	15
17-18	30-6	472	15.7	55-105	.524	21-28	.750	48	120	168	5.6	20	59-1	31	26	22	131	4.4	16
TOT	52-18	955	18.4	132-239	.552	55-76	.724	95	223	318	6.1	40	114-1	53	48	46	319	6.1	16

Three-point FG: '16-17, None Attempted; '17-18, 0-1 (.000); Total, 0-1 (.000)

NOVAK, STEVE #21

6-10 FORWARD • MARQUETTE '06 • BORN 6/13/83 • FREE AGENT SIGNEE 9/23/10 • WAIVED 1/5/11

YEAR	GP-GS	MIN	AVG	FGM-FGA	PCT	FTM-FTA	PCT	- REBOUNDS -			AVG	AST	PF-D	STL	TO	BLK	PTS	AVG	HI
								OFF	DEF	TOT									
10-11	7-0	18	2.6	4-8	.500	0-0	---	0	5	5	0.7	0	3-0	0	0	0	11	1.6	3

Three-point FG: 3-4 (.750)





NOWITZKI, DIRK #41

7-0 FORWARD • GERMANY • BORN 6/19/78 • DRAFT RIGHTS ACQUIRED BY DALLAS FROM MILWAUKEE WITH THE DRAFT RIGHTS TO PAT GARRITY IN EXCHANGE FOR THE DRAFT RIGHTS TO ROBERT TRAYLOR 6/24/98 • RE-SIGNED TO A SIX-YEAR CONTRACT 10/22/01 • SIGNED CONTRACT EXTENSION 9/26/06 • RE-SIGNED 7/19/10 • RE-SIGNED 7/15/14 • RE-SIGNED 7/27/16 • RE-SIGNED 7/6/17 • RE-SIGNED 7/23/18 • ANNOUNCED RETIREMENT 4/10/19 (ANNOUNCED HE WOULD RETIRE FOLLOWING THE 2018-19 SEASON ON 4/9/19)

Table with 17 columns: YEAR, GP-GS, MIN, AVG, FGM-FGA, PCT, FTM-FTA, PCT, OFF, DEF, TOT, AVG, AST, PF-D, STL, TO, BLK, PTS, AVG, HI. Includes a sub-header for REBOUNDS and a total row.

Three-point FG: '98-99, 14-68 (.206); '99-00, 116-306 (.379); '00-01, 151-390 (.387); '01-02, 139-350 (.397); '02-03, 148-390 (.379); '03-04, 99-290 (.341); '04-05, 91-228 (.399); '05-06, 110-271 (.406); '06-07, 72-173 (.416); '07-08, 79-220 (.359); '08-09, 61-170 (.359); '09-10, 51-121 (.421); '10-11, 66-168 (.393); '11-12, 78-212 (.368); '12-13, 65-157 (.414); '13-14, 131-329 (.398); '14-15, 104-274 (.380); '15-16, 126-342 (.368); '16-17, 79-209 (.378); '17-18, 138-337 (.409); '18-19, 64-205 (.312). Total, 1982-5210 (.380)

NBA PLAYOFF STATISTICS

Table with 17 columns: YEAR, GP-GS, MIN, AVG, FGM-FGA, PCT, FTM-FTA, PCT, OFF, DEF, TOT, AVG, AST, PF-D, STL, TO, BLK, PTS, AVG, HI. Includes a total row.

Three-point FG: '00-01, 13-46 (.283); '01-02, 16-28 (.571); '02-03, 27-61 (.443); '03-04, 7-15 (.467); '04-05, 10-30 (.333); '05-06, 23-67 (.343); '06-07, 4-19 (.211); '07-08, 6-18 (.333); '08-09, 6-21 (.286); '09-10, 4-7 (.571); '10-11, 23-50 (.460); '11-12, 1-6 (.167); '13-14, 1-12 (.083); '14-15, 4-17 (.235); '15-16, 4-11 (.364). Total, 149-408 (.365)

NBA ALL-STAR STATISTICS

Table with 17 columns: YEAR, SITE, GP-GS, MIN, FGM-FGA, PCT, FTM-FTA, PCT, OFF, DEF, TOT, AST, PF-D, STL, TO, BLK, PTS, AVG, HI. Includes a total row.

Three-point FG: '02, 1-4 (.250); '03, 1-4 (.250); '04, 0-1 (.000); '05, 1-3 (.333); '06, 0-3 (.000); '07, 1-2 (.500); '08, 1-4 (.250); '09, None Attempted; '10, 0-1 (.000); '11, 0-1 (.000); '12, 1-5 (.200); '14, 0-1 (.000); '15, 1-2 (.500); '19, 3-3 (1.000). Total, 10-34 (.294)

NUTT, DENNIS #21

6-2 GUARD • TCU '85 • BORN 3/25/63 • FREE AGENT SIGNEE 12/31/86 • WAIVED 10/30/87

Table with 17 columns: YEAR, GP-GS, MIN, AVG, FGM-FGA, PCT, FTM-FTA, PCT, OFF, DEF, TOT, AVG, AST, PF-D, STL, TO, BLK, PTS, AVG, HI. Includes a sub-header for REBOUNDS.

Three-point FG: 5-17 (.294)

NBA PLAYOFF STATISTICS

Table with 17 columns: YEAR, GP-GS, MIN, AVG, FGM-FGA, PCT, FTM-FTA, PCT, OFF, DEF, TOT, AVG, AST, PF-D, STL, TO, BLK, PTS, AVG, HI. Includes a total row.

Three-point FG: 0-2 (.000)



**O'BANNON, ED #31**

6-8 FORWARD • UCLA '95 • BORN 9/14/72 • ACQUIRED FROM NEW JERSEY WITH ROBERT PACK, SHAWN BRADLEY AND KHALID REEVES FOR ERIC MONTROSS, GEORGE MCCLLOUD, JIM JACKSON, SAM CASSELL AND CHRIS GATLING 2/17/97 • TRADED TO ORLANDO WITH DEREK HARPER FOR DENNIS SCOTT AND \$500,000 9/24/97

YEAR	GP-GS	MIN	AVG	FGM-FGA	PCT	FTM-FTA	PCT	REBOUNDS			AVG	AST	PF-D	STL	TO	BLK	PTS	AVG	HI
								OFF	DEF	TOT									
96-97	19-0	175	9.2	17-72	.236	11-12	.917	9	27	36	1.9	11	19-0	5	6	2	46	2.4	7

Three-point FG: 5-17 (.294)

ODOM, LAMAR #7

6-10 FORWARD • RHODE ISLAND • BORN 11/6/79 • ACQUIRED ALONG WITH A SECOND-ROUND DRAFT PICK AND OTHER SECOND-ROUND CONSIDERATIONS IN 2013 FROM L.A. LAKERS IN EXCHANGE FOR A PROTECTED FIRST-ROUND DRAFT PICK 12/11/11 • TRADED TO L.A. CLIPPERS FOR THE DRAFT RIGHTS TO TADIJA DRAGICEVIC FROM UTAH AND CASH CONSIDERATIONS FROM HOUSTON IN A DEAL THAT ALSO SENT THE DRAFT RIGHTS TO SHAN FOSTER FROM DALLAS TO UTAH, MO WILLIAMS FROM L.A. CLIPPERS TO UTAH AND THE DRAFT RIGHTS TO FURKAN ALDEMIR (53RD OVERALL PICK IN THE 2012 NBA DRAFT) FROM L.A. CLIPPERS TO HOUSTON 6/29/12

YEAR	GP-GS	MIN	AVG	FGM-FGA	PCT	FTM-FTA	PCT	- REBOUNDS -			AVG	AST	PF-D	STL	TO	BLK	PTS	AVG	HI
								OFF	DEF	TOT									
11-12	50-4	1027	20.5	123-349	.352	58-98	.592	36	172	208	4.2	83	97-0	20	52	18	332	6.6	19

Three-point FG: 28-111 (.252)

OLIVE, KLEIN #3

6-4 GUARD • CONNECTICUT '95 • BORN 12/27/72 • FREE AGENT SIGNEE 10/7/97 • WAIVED 12/17/97

YEAR	GP-GS	MIN	AVG	FGM-FGA	PCT	FTM-FTA	PCT	- REBOUNDS -			AVG	AST	PF-D	STL	TO	BLK	PTS	AVG	HI
								OFF	DEF	TOT									
97-98	16-0	214	13.4	14-42	.333	18-25	.720	6	15	21	2.0	32	16-0	6	16	0	46	2.9	11

Three-point FG: None Attempted.

PACHULIA, ZAZA #27

6-11 CENTER • REPUBLIC OF GEORGIA • BORN 2/10/84 • ACQUIRED FROM MILWAUKEE IN EXCHANGE FOR A FUTURE SECOND ROUND PICK 7/9/15 • COMPLETED CONTRACT 6/30/16

YEAR	GP-GS	MIN	AVG	FGM-FGA	PCT	FTM-FTA	PCT	- REBOUNDS -			AVG	AST	PF-D	STL	TO	BLK	PTS	AVG	HI
								OFF	DEF	TOT									
15-16	76-69	2004	26.4	219-470	.466	212-276	.768	249	469	718	9.4	128	181-1	64	119	22	650	8.6	18

Three-point FG: 0-3 (.000).

YEAR	GP-GS	MIN	AVG	FGM-FGA	PCT	FTM-FTA	PCT	NBA PLAYOFF STATISTICS			AVG	AST	PF-D	STL	TO	BLK	PTS	AVG	HI
								OFF	DEF	TOT									
15-16	5-4	112	22.4	9-24	.375	15-17	.882	10	17	27	5.4	16	13-0	3	2	1	33	6.6	12

Three-point FG: None Attempted.

PACK, ROBERT #14

6-2 GUARD • SOUTHERN CALIFORNIA '91 • BORN 2/3/69 • ACQUIRED FROM NEW JERSEY WITH SHAWN BRADLEY, ED O'BANNON AND KHALID REEVES FOR SAM CASSELL, CHRIS GATLING, JIM JACKSON, GEORGE MCCLLOUD AND ERIC MONTROSS 2/17/97 • TRADED TO BOSTON WITH JOHN WILLIAMS AND CASH FOR DANA BARROS (PART OF 4-TEAM, 9-PLAYER TRADE) 8/16/00

YEAR	GP-GS	MIN	AVG	FGM-FGA	PCT	FTM-FTA	PCT	- REBOUNDS -			AVG	AST	PF-D	STL	TO	BLK	PTS	AVG	HI
								OFF	DEF	TOT									
96-97	20-11	597	29.9	79-219	.361	62-73	.849	13	47	60	6.4	127	56-0	35	67	3	229	11.5	23
97-98	12-10	292	24.3	33-98	.337	25-36	.694	8	26	34	3.5	42	17-0	20	38	1	94	7.8	23
98-99	25-0	468	18.7	75-174	.431	72-88	.818	9	27	36	3.2	81	41-0	20	49	1	222	8.9	31
99-00	29-22	665	22.9	96-230	.417	63-78	.808	7	35	42	5.8	168	44-0	31	76	3	259	8.9	27
TOT	86-43	2022	23.5	283-721	.393	222-275	.807	37	135	172	4.9	418	158-0	106	230	8	804	9.3	31

Three-point FG: '96-97, 9-38 (.237); '97-98, 3-6 (.500); '98-99, 0-4 (.000); '99-00, 4-11 (.500). Total, 16-59 (.271)

PALMER, WALTER #31

7-1 CENTER • DARTMOUTH '90 • BORN 10/23/68 • FREE AGENT SIGNEE 10/7/92 • WAIVED 1/5/93

YEAR	GP-GS	MIN	AVG	FGM-FGA	PCT	FTM-FTA	PCT	- REBOUNDS -			AVG	AST	PF-D	STL	TO	BLK	PTS	AVG	HI
								OFF	DEF	TOT									
92-93	20-0	124	6.2	27-57	.474	6-9	.667	12	32	44	2.2	5	29-0	1	10	5	60	3.0	18

Three-point FG: None Attempted.

PARKS, CHEROKEE #4

6-11 FORWARD/CENTER • D-1995 1ST RND (12TH OVERALL) • DUKE '95 • BORN 10/11/72 • TRADED TO MINNESOTA FOR THE REMOVAL OF 2-6 LOTTERY PROTECTION ON THE 1997 FIRST-ROUND DRAFT CHOICE THE MAVERICKS ACQUIRED FROM THE TIMBERWOLVES IN THE 11/2/94 SEAN ROOKS TRADE 6/29/96

YEAR	GP-GS	MIN	AVG	FGM-FGA	PCT	FTM-FTA	PCT	- REBOUNDS -			AVG	AST	PF-D	STL	TO	BLK	PTS	AVG	HI
								OFF	DEF	TOT									
95-96	64-3	869	13.6	101-247	.409	41-62	.661	66	150	216	3.4	29	100-0	25	31	32	250	3.9	25

Three-point FG: 7-26 (.269)



**PARSONS, CHANDLER #25**

6-10 FORWARD • FLORIDA • BORN 10/25/88 • FREE AGENT SIGNEE 7/15/14 • DID NOT EXERCISE CONTRACT OPTION 6/30/16

YEAR	GP-GS	MIN	AVG	FGM-FGA	PCT	FTM-FTA	- REBOUNDS -					PF-D	STL	TO	BLK	PTS	AVG	HI	
							PCT	OFF	DEF	TOT	AVG								
14-15	66-66	2186	33.1	383-829	.462	139-193	.720	64	259	323	4.9	161	140-2	69	96	19	1037	15.7	32
15-16	61-51	1799	29.5	320-651	.492	93-136	.684	29	256	285	4.7	169	114-0	46	95	21	837	13.7	31
TOT	127-117	3985	31.4	703-1480	.475	232-329	.705	93	515	608	4.8	330	254-2	115	191	40	1874	14.8	32

Three-point FG: '14-15, 132-347 (.380); '15-16, 104-251 (.414). Total, 236-598 (.395)

NBA PLAYOFF STATISTICS

YEAR	GP-GS	MIN	AVG	FGM-FGA	PCT	FTM-FTA	PCT	OFF	DEF	TOT	AVG	AST	PF-D	STL	TO	BLK	PTS	AVG	HI
14-15	1-1	37	36.8	5-15	.333	0-0	---	0	6	6	6.0	2	1-0	0	1	0	10	10.0	10

Three-point FG: 0-4 (.000).

PAVLOVIC, SASHA #7

6-7 GUARD/FORWARD • SERBIA • BORN 11/15/83 • SIGNED TO FIRST 10-DAY CONTRACT ON 1/10/11 • SIGNED TO SECOND 10-DAY CONTRACT ON 1/20/11 • COMPLETED CONTRACT ON 1/30/11

YEAR	GP-GS	MIN	AVG	FGM-FGA	PCT	FTM-FTA	- REBOUNDS -					PF-D	STL	TO	BLK	PTS	AVG	HI	
							PCT	OFF	DEF	TOT	AVG								
10-11	10-6	163	16.3	15-35	.429	4-5	.800	0	12	12	1.2	7	15-0	5	5	3	41	4.1	11

Three-point FG: 7-16 (.438)

PERKINS, SAM #44 (1987-90), #41 (1984-87)

6-9 1/2 FORWARD • D-1984 1ST RND (4TH OVERALL) • NORTH CAROLINA '84 • BORN 6/14/61 • FREE AGENT SIGNEE BY THE LAKERS 8/6/90

YEAR	GP-GS	MIN	AVG	FGM-FGA	PCT	FTM-FTA	- REBOUNDS -					PF-D	STL	TO	BLK	PTS	AVG	HI	
							PCT	OFF	DEF	TOT	AVG								
84-85	82-42	2317	28.3	347-736	.471	200-244	.820	189	416	605	7.4	135	236-1	63	102	63	903	11.0	29
85-86	80-79	2626	32.8	458-910	.503	307-377	.814	195	490	685	8.6	153	212-2	75	145	94	1234	15.4	32
86-87	80-80	2687	33.6	461-957	.482	245-296	.828	197	419	616	7.7	146	269-6	109	132	77	1186	14.8	29
87-88	75-75	2499	33.3	394-876	.450	273-332	.822	201	400	601	8.0	118	227-2	74	119	54	1066	14.2	26
88-89	78-77	2860	36.7	445-959	.464	274-329	.833	235	453	688	8.8	127	224-1	76	141	92	1171	15.0	30
89-90	76-70	2668	35.1	435-883	.493	330-424	.778	209	363	572	7.5	175	225-4	88	148	64	1206	15.9	45
TOT	471-423	15657	33.2	2540-5321	.477	1629-2002	.814	1226	2541	3767	8.0	854	1393-16	485	787	444	6766	14.4	45

THREE-POINT FG: '84-85, 9-36 (.250); '85-86, 11-33 (.333); '86-87, 19-54 (.352); '87-88, 5-30 (.167); '88-89, 7-38 (.184); '89-90, 6-28 (.214). TOTAL, 57-219 (.260)

NBA PLAYOFF STATISTICS

YEAR	GP-GS	MIN	AVG	FGM-FGA	PCT	FTM-FTA	PCT	OFF	DEF	TOT	AVG	AST	PF-D	STL	TO	BLK	PTS	AVG	HI
84-85	4-4	169	42.3	24-49	.490	26-34	.765	16	35	51	12.8	11	13-1	2	3	1	75	18.8	26
85-86	10-10	347	34.7	57-133	.429	33-43	.767	30	53	83	8.3	24	32-0	9	16	14	149	14.9	29
86-87	4-4	133	33.3	26-52	.500	16-23	.696	12	22	34	8.5	5	16-0	4	9	1	68	17.0	24
87-88	17-17	572	33.6	88-195	.451	53-66	.803	39	73	112	6.6	31	51-1	25	30	17	230	13.5	23
89-90	3-3	118	39.3	16-36	.444	13-17	.765	10	12	22	7.3	8	17-2	3	7	2	45	15.0	18
TOT	38-38	1339	35.2	211-465	.454	141-183	.770	107	195	302	7.9	79	129-4	43	65	35	567	14.9	29

THREE-POINT FG: '84-85, 1-4 (.250); '85-86, 2-8 (.250); '86-87, 0-4 (.000); '87-88, 1-7 (.143); '89-90, 0-1 (.000). TOTAL, 4-24 (.167)

PHEGLEY, ROGER #21

6-6 GUARD • BRADLEY '78 • BORN 10/16/56 • FREE AGENT SIGNEE 2/20/84 • COMPLETED CONTRACT 5/84

YEAR	GP-GS	MIN	AVG	FGM-FGA	PCT	FTM-FTA	- REBOUNDS -					PF-D	STL	TO	BLK	PTS	AVG	HI	
							PCT	OFF	DEF	TOT	AVG								
83-84	10-0	76	7.6	9-31	.290	2-2	1.000	2	7	9	.9	9	10-0	1	5	0	21	2.1	9

THREE-POINT FG: 1-4 (.250)

NBA PLAYOFF STATISTICS

YEAR	GP-GS	MIN	AVG	FGM-FGA	PCT	FTM-FTA	PCT	OFF	DEF	TOT	AVG	AST	PF-D	STL	TO	BLK	PTS	AVG	HI
83-84	1-0	5	5.0	0-4	.000	2-2	1.000	0	0	0	0.0	1	2	0	0	0	2	2.0	2

THREE-POINT FG: 0-1 (.000)

PIETKIEWICZ, STAN #43

6-5 GUARD • AUBURN '78 • BORN 7/14/56 • FREE AGENT SIGNEE 1/12/81 • WAIVED 7/24/81

YEAR	GP-GS	MIN	AVG	FGM-FGA	PCT	FTM-FTA	- REBOUNDS -					PF-D	STL	TO	BLK	PTS	AVG	HI	
							PCT	OFF	DEF	TOT	AVG								
80-81	36-0	431	12.0	55-133	.414	11-14	.786	13	28	41	2.1	75	26-0	15	17	2	140	3.9	10

THREE-POINT FG: 19-48 (.396)

POWELL, JOSH #33

6-9 FORWARD • NORTH CAROLINA STATE • BORN 12/5/83 • ROOKIE FREE AGENT SIGNEE 9/9/04 • WAIVED 10/24/04 • FREE AGENT SIGNEE 8/5/05 • TRADED TO INDIANA WITH DARRELL ARMSTRONG AND RAWLE MARSHALL FOR ANTHONY JOHNSON 6/24/06

YEAR	GP-GS	MIN	AVG	FGM-FGA	PCT	FTM-FTA	- REBOUNDS -					PF-D	STL	TO	BLK	PTS	AVG	HI	
							PCT	OFF	DEF	TOT	AVG								
05-06	37-2	429	11.6	37-81	.457	36-45	.800	28	53	81	2.2	9	52-0	7	22	4	110	3.0	12

Three-point FG: None Attempted.

NBA PLAYOFF STATISTICS

YEAR	GP-GS	MIN	AVG	FGM-FGA	PCT	FTM-FTA	PCT	OFF	DEF	TOT	AVG	AST	PF-D	STL	TO	BLK	PTS	AVG	HI
05-06	6-0	25	4.2	0-4	.000	0-0	.000	2	0	2	0.3	1	5-0	0	1	0	0	0.0	0

Three-point FG: None Attempted.



**QUINNETT, BRIAN #23**

6-8 FORWARD • WASHINGTON STATE '88 • BORN 5/30/66 • ACQUIRED FROM NEW YORK FOR JAMES DONALDSON 2/20/92 • COMPLETED CONTRACT 4/92

YEAR	GP-GS	MIN	AVG	FGM-FGA	PCT	FTM-FTA	PCT	- REBOUNDS -			AVG	AST	PF-D	STL	TO	BLK	PTS	AVG	HI
								OFF	DEF	TOT									
91-92	15-0	136	9.1	15-51	.294	8-12	.667	7	20	27	1.8	5	11-0	9	8	2	41	2.7	8

THREE-POINT FG: 3-15 (.200)

RANSEY, KELVIN #14

6-2 GUARD • OHIO STATE '80 • BORN 5/3/58 • ACQUIRED FROM PORTLAND FOR WAYNE COOPER AND A 1985 FIRST-ROUND CHOICE 6/28/82 • TRADED TO NEW JERSEY FOR THE NETS' 1985 FIRST-ROUND CHOICE, NEW YORK'S SECOND-ROUND CHOICE AND FOOT'S WALKER 8/12/83

YEAR	GP-GS	MIN	AVG	FGM-FGA	PCT	FTM-FTA	PCT	- REBOUNDS -			AVG	AST	PF-D	STL	TO	BLK	PTS	AVG	HI
								OFF	DEF	TOT									
82-83	76-4	1607	21.1	343-746	.460	152-199	.764	44	103	147	3.7	280	109-1	58	129	4	840	11.1	35

Three-point FG: 2-16 (.125)

REAVES, JOSH #23

6-4 GUARD • PENN STATE • BORN 6/4/97 • SIGNED TO A TWO-WAY CONTRACT 7/29/19 • COMPLETED CONTRACT 11/19/20

YEAR	GP-GS	MIN	AVG	FGM-FGA	PCT	FTM-FTA	PCT	- REBOUNDS -			AVG	AST	PF-D	STL	TO	BLK	PTS	AVG	HI
								OFF	DEF	TOT									
19-20	4-0	28	7.0	3-9	.333	2-2	1.000	1	2	3	0.8	3	5-0	0	0	0	8	2.0	4

Three-point FG: '19-20, 0-2 (.000)

NBA PLAYOFF STATISTICS

YEAR	GP-GS	MIN	AVG	FGM-FGA	PCT	FTM-FTA	PCT	OFF	DEF	TOT	AVG	AST	PF-D	STL	TO	BLK	PTS	AVG	HI
19-20	2-0	9	4.5	1-3	.333	2-2	1.000	0	2	2	1.0	1	1-0	0	1	1	4	2.0	4

Three-point FG: '19-20, 0-1 (.000).

REDICK, J.J. #17

6-3 GUARD • DUKE '07 • BORN 6/24/84 • ACQUIRED FROM NEW ORLEANS WITH NICOLÒ MELLI IN EXCHANGE FOR JAMES JOHNSON, WES IWUNDU, A 2021 SECOND ROUND PICK AND CASH CONSIDERATIONS 3/26/21

YEAR	GP-GS	MIN	AVG	FGM-FGA	PCT	FTM-FTA	PCT	- REBOUNDS -			AVG	AST	PF-D	STL	TO	BLK	PTS	AVG	HI
								OFF	DEF	TOT									
20-21	13-0	147	11.3	19-53	.358	4-5	.800	1	11	12	0.9	11	13-0	2	11	1	57	4.4	9

Three-point FG: 15-38 (.395)

REEVES, KHALID #6

6-3 GUARD • ARIZONA '94 • BORN 7/15/72 • ACQUIRED FROM NEW JERSEY WITH SHAWN BRADLEY, ED O'BANNON AND ROBERT PACK FOR SAM CASSELL, CHRIS GATLING, JIM JACKSON, GEORGE MCCLOUD AND ERIC MONTROSS 2/17/97 • WAIVED 2/18/99

YEAR	GP-GS	MIN	AVG	FGM-FGA	PCT	FTM-FTA	PCT	- REBOUNDS -			AVG	AST	PF-D	STL	TO	BLK	PTS	AVG	HI
								OFF	DEF	TOT									
96-97	13-12	385	29.6	43-111	.387	9-12	.750	12	19	31	4.3	56	40-0	11	26	2	102	7.8	14
97-98	82-54	1950	23.8	248-593	.418	165-213	.775	54	131	185	2.8	230	195-3	80	130	10	717	8.7	28
TOT	95-66	2385	24.6	291-704	.413	174-225	.773	66	150	216	3.1	286	235-3	91	156	12	819	8.6	28

Three-point FG: '96-97, 7-35 (.200); '97-98, 56-152 (.368). Total, 63-187 (.337)

RESPERT, SHAWN #21

6-2 GUARD • MICHIGAN STATE '95 • BORN 2/6/72 • FREE AGENT SIGNEE 3/27/98 • COMPLETED CONTRACT 4/98

YEAR	GP-GS	MIN	AVG	FGM-FGA	PCT	FTM-FTA	PCT	- REBOUNDS -			AVG	AST	PF-D	STL	TO	BLK	PTS	AVG	HI
								OFF	DEF	TOT									
97-98	10-0	215	21.5	36-84	.429	4-7	.571	7	20	27	1.7	17	17-0	5	15	0	82	8.2	14

Three-point FG: 6-26 (.231)

RHODES, RODRICK #2

6-6 GUARD • SOUTHERN CALIFORNIA '97 • BORN 9/24/73 • FREE AGENT SIGNEE 4/10/00 • WAIVED 7/17/00

YEAR	GP-GS	MIN	AVG	FGM-FGA	PCT	FTM-FTA	PCT	- REBOUNDS -			AVG	AST	PF-D	STL	TO	BLK	PTS	AVG	HI
								OFF	DEF	TOT									
99-00	1-0	8	8.0	0-3	.000	0-0	.000	1	0	1	1.0	0	0-0	2	2	0	0	0.0	0

Three-point FG: None Attempted.



**RICHARDSON, JOSH #0**

6-5 GUARD • TENNESSEE '16 • BORN 9/15/93 • ACQUIRED FROM PHILADELPHIA ALONG WITH THE DRAFT RIGHTS TO TYLER BEY (37TH OVERALL IN 2020) IN EXCHANGE FOR SETH CURRY 11/18/20 • TRADED TO BOSTON IN EXCHANGE FOR MOSES BROWN 7/31/21

YEAR	GP-GS	MIN	AVG	FGM-FGA	PCT	FTM-FTA	PCT	- REBOUNDS -			AVG	AST	PF-D	STL	TO	BLK	PTS	AVG	HI
								OFF	DEF	TOT									
20-21	59-56	1,790	30.3	264-618	.427	99-108	.917	51	144	195	3.2	153	130-1	61	79	24	715	12.1	27

THREE-POINT FG: 88-267 (.330)

YEAR	GP-GS	MIN	AVG	FGM-FGA	PCT	FTM-FTA	PCT	NBA PLAYOFF STATISTICS			AVG	AST	PF-D	STL	TO	BLK	PTS	AVG	HI
								OFF	DEF	TOT									
20-21	7-0	94	13.4	11-28	.393	9-9	1.000	3	8	11	1.6	5	8-0	2	6	0	34	4.9	9

THREE-POINT FG: 3-10 (.300)

RIGAudeau, ANTOINE #17

6-7 GUARD • FRANCE • BORN 12/17/71 • FREE AGENT SIGNEE 1/17/03 • TRADED TO GOLDEN STATE WITH EVAN ESCHMEYER, AVERY JOHNSON, POPEYE JONES AND NICK VAN EXEL FOR DANNY FORTSON, ANTAWN JAMISON, CHRIS MILLS AND JIRI WELSCH 8/18/03

YEAR	GP-GS	MIN	AVG	FGM-FGA	PCT	FTM-FTA	PCT	- REBOUNDS -			AVG	AST	PF-D	STL	TO	BLK	PTS	AVG	HI
								OFF	DEF	TOT									
02-03	17-0	91	8.3	8-35	.229	0-0	.000	4	4	8	0.7	6	11-0	3	6	0	17	1.5	6

Three-point FG: 1-5 (.200)

RILEY, ERIC #50

7-0 CENTER • MICHIGAN '93 • BORN 6/2/70 • FREE AGENT SIGNEE 12/17/97 • COMPLETED CONTRACT 4/98

YEAR	GP-GS	MIN	AVG	FGM-FGA	PCT	FTM-FTA	PCT	- REBOUNDS -			AVG	AST	PF-D	STL	TO	BLK	PTS	AVG	HI
								OFF	DEF	TOT									
97-98	39-14	544	13.9	56-135	.415	27-36	.750	43	90	133	3.4	22	80-0	15	37	46	139	3.6	16

Three-point FG: 0-2 (.000)

ROBERTS, FRED #44

6-10 FORWARD • BRIGHAM YOUNG '82 • BORN 8/14/60 • FREE AGENT SIGNEE 10/3/96 • WAIVED 2/14/97

YEAR	GP-GS	MIN	AVG	FGM-FGA	PCT	FTM-FTA	PCT	- REBOUNDS -			AVG	AST	PF-D	STL	TO	BLK	PTS	AVG	HI
								OFF	DEF	TOT									
96-97	12-0	40	3.3	6-15	.400	10-14	.714	2	8	10	0.8	0	2-0	0	5	1	22	1.8	6

Three-point FG: None Attempted.

ROBINZINE, BILL #54

6-7 FORWARD • DEPAUL '75 • BORN 1/20/53 • ACQUIRED FROM CLEVELAND WITH ATLANTA'S 1983 FIRST AND CLEVELAND'S 1986 FIRST FOR JEROME WHITEHEAD AND RICHARD WASHINGTON 10/30/80 • TRADED TO UTAH FOR WAYNE COOPER AND ALLAN BRISTOW 8/20/81

YEAR	GP-GS	MIN	AVG	FGM-FGA	PCT	FTM-FTA	PCT	- REBOUNDS -			AVG	AST	PF-D	STL	TO	BLK	PTS	AVG	HI
								OFF	DEF	TOT									
80-81	70-1	1932	27.6	378-794	.476	213-273	.780	164	356	520	7.4	113	256-5	71	177	9	970	13.9	26

THREE-POINT FG: 1-6 (.167)

RODMAN, DENNIS #70

6-8 FORWARD • SOUTHEASTERN OKLAHOMA STATE '86 • BORN 5/13/61 • FREE AGENT SIGNEE 2/3/00 • WAIVED 3/8/00

YEAR	GP-GS	MIN	AVG	FGM-FGA	PCT	FTM-FTA	PCT	- REBOUNDS -			AVG	AST	PF-D	STL	TO	BLK	PTS	AVG	HI
								OFF	DEF	TOT									
99-00	12-12	389	32.4	12-31	.387	10-14	.714	48	123	171	14.3	14	41-2	2	20	1	34	2.8	6

THREE-POINT FG: 0-1 (.000)

RONDO, RAJON #9

6-1 GUARD • KENTUCKY • BORN 2/22/86 • ACQUIRED FROM BOSTON ALONG WITH DWIGHT POWELL IN EXCHANGE FOR BRANDAN WRIGHT, JAE CROWDER, JAMEER NELSON, A 2015 FIRST ROUND PICK AND A 2016 SECOND ROUND PICK 12/18/14 • COMPLETED CONTRACT 6/30/15

YEAR	GP-GS	MIN	AVG	FGM-FGA	PCT	FTM-FTA	PCT	- REBOUNDS -			AVG	AST	PF-D	STL	TO	BLK	PTS	AVG	HI
								OFF	DEF	TOT									
14-15	46-46	1319	28.7	194-445	.436	19-42	.452	48	160	208	4.5	301	111-1	54	135	4	426	9.3	29

Three-point FG: 19-54 (.352)



**ROOKS, SEAN #45**

6-10 CENTER • D-1992 2ND RND (30TH OVERALL) • ARIZONA '92 • BORN 9/9/69 • TRADED TO MINNESOTA FOR A FIRST-ROUND DRAFT PICK 11/1/94 • ACQUIRED FROM L.A. LAKERS WITH A 2000 SECOND-ROUND PICK FOR A.C. GREEN 9/1/99 • TRADED TO L.A. CLIPPERS FOR ERICK MURDOCK 6/28/00

YEAR	GP-GS	MIN	AVG	FGM-FGA	PCT	FTM-FTA	PCT	- REBOUNDS -			AVG	AST	PF-D	STL	TO	BLK	PTS	AVG	HI
								OFF	DEF	TOT									
92-93	72-68	2087	29.0	368-747	.493	234-389	.602	196	340	536	7.4	95	204-2	38	160	81	970	13.5	26
93-94	47-28	1255	26.7	193-393	.491	150-210	.714	84	175	259	5.5	49	109-0	21	80	44	536	11.4	26
99-00	71-13	1001	14.1	122-283	.431	65-89	.730	82	166	248	3.5	368	169-0	29	70	52	309	4.4	13
TOT	190-109	4343	22.9	683-1423	.480	449-688	.653	362	681	1043	5.5	212	482-2	88	310	177	1815	9.6	26

THREE-POINT FG: '92-93, 0-2 (.000); '93-94, 0-1 (.000); '99-00, NONE ATTEMPTED. TOTAL, 0-3 (.000)

ROSS, QUINTON #6

6-6 GUARD • SOUTHERN METHODIST '03 • BORN 4/30/81 • FREE AGENT SIGNEE 7/8/09 • TRADED TO WASHINGTON ALONG WITH JOSH HOWARD, DREW GOODEN AND JAMES SINGLETON FOR CARON BUTLER, BRENDAN HAYWOOD, DESHAWN STEVENSON AND CASH CONSIDERATIONS (2/13/10)

YEAR	GP-GS	MIN	AVG	FGM-FGA	PCT	FTM-FTA	PCT	- REBOUNDS -			AVG	AST	PF-D	STL	TO	BLK	PTS	AVG	HI
								OFF	DEF	TOT									
09-10	27-7	301	11.1	23-56	.411	5-8	.625	11	16	27	1.0	7	34-0	7	3	4	54	2.0	6

THREE-POINT FG: 3-13 (.231)

SASSER, JASON #33

6-7 FORWARD • TEXAS TECH '96 • BORN 1/13/74 • SIGNED 10-DAY CONTRACT 2/27/97 • RELEASED 3/8/97

YEAR	GP-GS	MIN	AVG	FGM-FGA	PCT	FTM-FTA	PCT	- REBOUNDS -			AVG	AST	PF-D	STL	TO	BLK	PTS	AVG	HI
								OFF	DEF	TOT									
96-97	2-0	7	3.5	1-4	.250	0-0	---	1	0	1	0.5	1	0-0	1	0	0	2	1.0	2

THREE-POINT FG: 0-1 (.000)

SCHREMPF, DETLEF #32

6-10 FORWARD/GUARD • D-1985 1ST RND (8TH OVERALL) • WASHINGTON '85 • BORN 1/21/63 • TRADED TO INDIANA WITH 1990 SECOND-ROUND CHOICE FOR HERB WILLIAMS 2/21/89

YEAR	GP-GS	MIN	AVG	FGM-FGA	PCT	FTM-FTA	PCT	- REBOUNDS -			AVG	AST	PF-D	STL	TO	BLK	PTS	AVG	HI
								OFF	DEF	TOT									
85-86	64-12	969	15.1	142-315	.451	110-152	.724	70	128	198	3.1	88	166-1	23	84	10	397	6.2	23
86-87	81-5	1711	21.1	265-561	.472	193-260	.742	87	216	303	3.7	161	224-2	50	110	16	756	9.3	19
87-88	82-4	1587	19.4	246-539	.456	201-266	.756	102	177	279	3.4	159	189-0	42	108	32	698	8.5	22
88-89	37-1	845	22.8	112-263	.426	127-161	.789	56	110	166	4.5	86	118-3	24	56	9	353	9.5	24
TOT	264-22	5112	19.4	765-1678	.456	631-839	.752	315	631	946	3.6	494	697-6	139	358	67	2204	8.3	24

THREE-POINT FG: '85-86, 3-7 (.429); '86-87, 33-69 (.478); '87-88, 5-32 (.156); '88-89, 2-16 (.125). TOTAL, 43-124 (.347)

NBA PLAYOFF STATISTICS

YEAR	GP-GS	MIN	AVG	FGM-FGA	PCT	FTM-FTA	PCT	- REBOUNDS -			AVG	AST	PF-D	STL	TO	BLK	PTS	AVG	HI
								OFF	DEF	TOT									
85-86	10-0	120	12.0	13-28	.464	11-17	.647	7	16	23	2.3	14	24-0	2	10	1	37	3.7	9
86-87	4-0	97	24.3	13-35	.371	5-11	.455	4	8	12	3.0	6	13-0	3	6	2	31	7.8	10
87-88	15-0	274	18.3	40-86	.465	36-51	.706	25	30	55	3.7	24	29-0	8	21	7	117	7.8	14
TOT	29-0	491	16.9	66-149	.443	52-79	.658	36	54	90	3.1	44	66-0	13	37	10	185	6.4	14

THREE-POINT FG: '85-86, 0-1 (.000); '86-87, 0-3 (.000); '87-88, 1-3 (.333). TOTAL, 1-7 (.143)

SCOTT, DENNIS #3

6-8 FORWARD • GEORGIA TECH '91 • BORN 9/5/78 • ACQUIRED FROM ORLANDO WITH \$500,000 FOR DEREK HARPER AND ED O'BANNON 9/24/97 • TRADED TO PHOENIX FOR CEDRIC CEBALLOS 2/18/98

YEAR	GP-GS	MIN	AVG	FGM-FGA	PCT	FTM-FTA	PCT	- REBOUNDS -			AVG	AST	PF-D	STL	TO	BLK	PTS	AVG	HI
								OFF	DEF	TOT									
97-98	52-42	1797	34.6	258-666	.387	97-118	.822	39	158	197	3.8	129	121-1	43	92	32	707	13.6	33

THREE-POINT FG: 94-273 (.344)

SHASKY, JOHN #55

6-11 CENTER • MINNESOTA '86 • BORN 7/21/64 • FREE AGENT SIGNEE 10/1/90 • COMPLETED CONTRACT 4/91

YEAR	GP-GS	MIN	AVG	FGM-FGA	PCT	FTM-FTA	PCT	- REBOUNDS -			AVG	AST	PF-D	STL	TO	BLK	PTS	AVG	HI
								OFF	DEF	TOT									
90-91	57-0	510	8.9	51-116	.440	48-79	.608	58	76	134	2.4	11	75-0	14	27	20	150	2.6	13

Three-point FG: None Attempted.



**SINGLETON, JAMES #33**

6-8 FORWARD • MURRAY STATE '03 • BORN 7/20/81 • SIGNED BY DALLAS AS A FREE AGENT (9/14/09) • TRADED TO WASHINGTON ALONG WITH JOSH HOWARD, DREW GOODEN AND QUINTON ROSS FOR CARON BUTLER, BRENDAN HAYWOOD, DESHAWN STEVENSON AND CASH CONSIDERATIONS (2/13/10)

YEAR	GP-GS	MIN	AVG	FGM-FGA	PCT	FTM-FTA	PCT	- REBOUNDS -			AVG	AST	PF-D	STL	TO	BLK	PTS	AVG	HI
								OFF	DEF	TOT									
08-09	62-6	884	14.3	117-221	.529	67-78	.859	89	161	250	4.0	17	110-1	26	36	28	314	5.1	19
09-10	25-0	211	8.4	24-64	.375	6-6	1.000	17	38	55	2.2	9	31-0	11	12	7	59	2.4	11
TOT	87-6	1095	12.6	141-285	.495	73-84	.869	106	199	305	3.5	26	141-1	37	48	35	373	4.3	19

THREE-POINT FG: 08-09, 13-40 (.325); 09-10, 5-22 (.227). TOTAL, 18-62, (.290)

YEAR	GP-GS	MIN	AVG	FGM-FGA	PCT	FTM-FTA	PCT	NBA PLAYOFF STATISTICS			AVG	AST	PF-D	STL	TO	BLK	PTS	AVG	HI
								OFF	DEF	TOT									
08-09	9-0	42	4.7	5-10	.500	0-2	.000	2	4	6	0.7	0	8-0	0	2	1	12	1.3	6

THREE-POINT FG: 08-09, 2-5 (.400)

SITTON, CHARLIE #52

6-8 FORWARD • D-1984 2ND RND (38TH OVERALL) • OREGON STATE '84 • BORN 7/3/62 • COMPLETED CONTRACT 5/86

YEAR	GP-GS	MIN	AVG	FGM-FGA	PCT	FTM-FTA	PCT	- REBOUNDS -			AVG	AST	PF-D	STL	TO	BLK	PTS	AVG	HI
								OFF	DEF	TOT									
84-85	43-0	304	7.1	39-94	.415	13-25	.520	24	36	60	1.4	26	50-0	7	19	6	91	2.1	8
85-86	DNP - INJURED																		

THREE-POINT FG: 0-2 (.000)

SLATER, REGGIE #50

6-7 FORWARD • WYOMING '92 • BORN 8/27/70 • SIGNED 10-DAY CONTRACT 1/10/96 • SIGNED 10-DAY CONTRACT 1/19/96 • RELEASED 1/27/96

YEAR	GP-GS	MIN	AVG	FGM-FGA	PCT	FTM-FTA	PCT	- REBOUNDS -			AVG	AST	PF-D	STL	TO	BLK	PTS	AVG	HI
								OFF	DEF	TOT									
95-96	3-0	26	8.7	5-11	.455	1-2	.500	1	4	5	1.7	0	6-0	0	3	0	11	3.7	11

THREE-POINT FG: None Attempted.

SLUBY, TOM #7

6-4 GUARD • D-1984 2ND RND (41ST OVERALL) • NOTRE DAME '84 • BORN 2/28/62 • WAIVED 5/8/85

YEAR	GP-GS	MIN	AVG	FGM-FGA	PCT	FTM-FTA	PCT	- REBOUNDS -			AVG	AST	PF-D	STL	TO	BLK	PTS	AVG	HI
								OFF	DEF	TOT									
84-85	31-0	151	4.9	30-58	.517	13-21	.619	5	7	12	0.4	16	18-0	3	11	0	73	2.4	8

THREE-POINT FG: 0-2 (.000)

SMITH JR., DENNIS #1

6-3 GUARD • NORTH CAROLINA STATE • BORN 11/25/97 • DRAFTED BY DALLAS IN THE FIRST ROUND (NINTH OVERALL) OF THE 2017 NBA DRAFT • TRADED WITH DEANDRE JORDAN, WESLEY MATTHEWS AND TWO FUTURE FIRST ROUND PICKS TO NEW YORK IN EXCHANGE FOR KRISTAPS PORZINGIS, TIM HARDAWAY JR., COURTNEY LEE AND TREY BURKE 1/31/19

YEAR	GP-GS	MIN	AVG	FGM-FGA	PCT	FTM-FTA	PCT	- REBOUNDS -			AVG	AST	PF-D	STL	TO	BLK	PTS	AVG	HI
								OFF	DEF	TOT									
17-18	69-69	2049	29.7	404-1024	.395	134-193	.694	50	210	260	3.8	358	152-1	71	194	18	1048	15.2	27
18-19	32-32	908	28.4	157-357	.440	57-82	.695	18	79	97	3.0	138	82-0	40	100	11	414	12.9	27
TOT	101-101	2957	29.3	561-1381	.426	191-275	.695	68	289	357	3.5	496	234-1	111	294	29	1462	14.5	27

Three-point FG: '17-18, 106-339, (.313); '18-19, 43-125, (.344). Total, 149-464 (.321)

SMITH, DOUG #34

6-10 FORWARD • D-1991 1ST RND (6TH OVERALL) • MISSOURI '91 • BORN 9/17/69 • COMPLETED CONTRACT 4/95 • SELECTED BY TORONTO IN NBA EXPANSION DRAFT 6/24/95

YEAR	GP-GS	MIN	AVG	FGM-FGA	PCT	FTM-FTA	PCT	- REBOUNDS -			AVG	AST	PF-D	STL	TO	BLK	PTS	AVG	HI
								OFF	DEF	TOT									
91-92	76-32	1707	22.5	291-702	.415	89-121	.736	129	262	391	5.1	129	259-52	62	97	34	671	8.8	26
92-93	61-42	1524	25.0	289-666	.434	56-74	.757	96	232	328	5.4	104	280-12	48	115	52	634	10.4	27
93-94	79-42	1684	21.3	295-678	.435	106-127	.835	114	235	349	4.4	119	287-32	82	93	38	698	8.8	36
94-95	63-0	826	13.1	131-314	.417	57-75	.760	43	101	144	2.3	44	132-12	29	37	26	320	5.1	18
TOT	279-116	5741	20.6	1006-2360	.426	308-397	.776	382	830	1212	4.3	396	958-212	221	342	150	2323	8.3	36

THREE-POINT FG: '91-92, 0-11 (.000); '92-93, 0-4 (.000) '93-94, 2-9 (.222); '94-95, 1-12 (.083). TOTAL, 3-36 (.083)



**SMITH, GREG #4**

6-10 CENTER/FORWARD • FRESNO STATE • BORN 1/8/91 • ACQUIRED FROM CHICAGO IN EXCHANGE FOR THE RIGHTS TO TADIJA DRAGICEVIC 7/14/14 • COMPLETED CONTRACT 6/30/15

YEAR	GP-GS	MIN	AVG	FGM-FGA	PCT	FTM-FTA	- REBOUNDS -					PF-D	STL	TO	BLK	PTS	AVG	HI	
							PCT	OFF	DEF	TOT	AVG								AST
14-15	42-2	363	8.6	30-49	.612	20-39	.513	26	53	79	1.9	9	53-0	7	11	11	80	1.9	8

Three-point FG: None Attempted.

YEAR	GP-GS	MIN	AVG	FGM-FGA	PCT	FTM-FTA	NBA PLAYOFF STATISTICS					PF-D	STL	TO	BLK	PTS	AVG	HI	
							PCT	OFF	DEF	TOT	AVG								AST
14-15	1-0	1	1.0	0-0	---	0-0	---	0	0	0	0.0	0	0-0	0	0	0	0	0.0	0

Three-point FG: None Attempted.

SMITH, STEVIN #1

6-2 GUARD • ARIZONA STATE '94 • BORN 1/23/72 • SIGNED 10-DAY CONTRACT 3/21/97 • SIGNED SECOND 10-DAY CONTRACT 3/31/97 • RELEASED 4/9/97

YEAR	GP-GS	MIN	AVG	FGM-FGA	PCT	FTM-FTA	- REBOUNDS -					PF-D	STL	TO	BLK	PTS	AVG	HI	
							PCT	OFF	DEF	TOT	AVG								AST
96-97	8-0	60	7.5	6-18	.333	1-1	1.000	2	8	10	1.3	4	9-0	1	4	0	14	1.8	4

THREE-POINT FG: 1-6 (.167)

SPALDING, RAY #26

6-10 FORWARD • LOUISVILLE • BORN 3/11/97 • DRAFT RIGHTS ACQUIRED WITH THE DRAFT RIGHTS TO THE 60TH OVERALL PICK KOSTAS ANTETOKOUNMPO FROM PHILADELPHIA IN EXCHANGE FOR THE DRAFT RIGHTS TO THE 54TH OVERALL SELECTION SHAKE MILTON • WAIVED 1/31/19

YEAR	GP-GS	MIN	AVG	FGM-FGA	PCT	FTM-FTA	- REBOUNDS -					PF-D	STL	TO	BLK	PTS	AVG	HI
							PCT	OFF	DEF	TOT	AVG							
18-19	1-0	1	0.9	0-0	---	0-0	---	0	0	0	0.0	0	0-0	0	0	0	0.0	0

Three-point FG: None Attempted.

SPAKARKEL, JIM #33 (1980) - 34 (1980-84)

6-5 GUARD/FORWARD • DISPERSAL CHOICE FROM PHILADELPHIA • DUKE '79 • BORN 6/28/57 • COMPLETED CONTRACT 5/84

YEAR	GP-GS	MIN	AVG	FGM-FGA	PCT	FTM-FTA	- REBOUNDS -					PF-D	STL	TO	BLK	PTS	AVG	HI	
							PCT	OFF	DEF	TOT	AVG								AST
80-81	82-49	2317	28.3	404-866	.467	375-423	.887	142	155	297	3.6	232	230-3	117	172	20	1184	14.4	28
81-82	82-1	1755	21.4	270-564	.479	279-327	.853	99	111	210	2.6	206	140-0	86	111	9	827	10.1	24
82-83	48-4	722	15.0	91-197	.462	88-113	.779	27	57	84	1.8	78	59-0	27	55	3	272	5.7	18
83-84	7-0	54	7.7	7-16	.438	9-13	.692	5	2	7	1.0	5	8-0	6	4	0	24	3.4	8
TOT	219-54	4848	22.1	772-1643	.470	751-876	.857	273	325	598	2.7	521	437-3	236	342	32	2307	10.5	28

THREE-POINT FG: '80-81, 1-10 (.100); '81-82, 8-24 (.333); '82-83, 2-10 (.200); '83-84, 1-2 (.500). TOTAL, 12-46 (.261)

STACKHOUSE, JERRY #42

6-6 GUARD/FORWARD • NORTH CAROLINA '95 • BORN 11/5/74 • ACQUIRED ALONG WITH CHRISTIAN LAETTNER AND THE DRAFT RIGHTS TO DEVIN HARRIS FROM WASHINGTON FOR ANTAWN JAMISON AND CASH CONSIDERATIONS 6/24/04 • RESIGNED 7/13/07 • TRADED WITH CASH CONSIDERATIONS TO MEMPHIS FOR GREG BUCKNER IN A DEAL THAT ALSO SENT SHAWN MARION, KRIS HUMPHRIES, NATHAN JAWAI AND CASH CONSIDERATIONS FROM TORONTO TO DALLAS FOR ANTOINE WRIGHT AND DEVEAN GEORGE, A SECOND-ROUND PICK AND CASH CONSIDERATIONS FROM TORONTO TO MEMPHIS, AND HEDO TURKOGLU FROM ORLANDO TO TORONTO FOR CASH CONSIDERATIONS FROM DALLAS AND TORONTO

YEAR	GP-GS	MIN	AVG	FGM-FGA	PCT	FTM-FTA	- REBOUNDS -					PF-D	STL	TO	BLK	PTS	AVG	HI	
							PCT	OFF	DEF	TOT	AVG								AST
04-05	56-7	1617	28.9	274-662	.414	253-298	.849	38	145	183	3.3	127	104-0	53	106	10	833	14.9	29
05-06	55-11	1525	27.7	242-603	.401	195-221	.882	32	121	153	2.8	160	96-1	37	121	10	715	13.0	29
06-07	67-8	1615	24.1	280-654	.428	182-215	.847	39	106	145	2.2	187	78-0	51	117	10	804	12.0	33
07-08	58-13	1412	24.3	213-526	.405	132-148	.892	33	100	133	2.3	145	82-0	28	86	10	618	10.7	23
08-09	10-1	162	16.2	16-60	.267	7-7	1.000	5	12	17	1.7	12	6-0	4	9	1	42	4.2	17
TOT	246-40	6331	25.7	1025-2505	.409	774-889	.871	147	484	631	2.6	631	366-1	173	439	41	3012	12.2	33

THREE-POINT FG: '04-05, 32-120 (.267); '05-06, 36-130 (.277); '06-07, 62-162 (.383); '07-08, 60-84 (.326); '08-09, 3-19 (.158). TOTAL, 193-615 (.314)

YEAR	GP-GS	MIN	AVG	FGM-FGA	PCT	FTM-FTA	NBA PLAYOFF STATISTICS					PF-D	STL	TO	BLK	PTS	AVG	HI	
							PCT	OFF	DEF	TOT	AVG								AST
04-05	13-0	403	31.0	68-176	.386	57-66	.864	20	33	53	4.1	30	22-0	8	21	3	209	16.1	29
05-06	22-1	711	32.3	111-276	.402	58-74	.784	20	42	62	2.8	56	43-0	12	37	6	302	13.7	26
06-07	6-0	169	28.2	23-66	.348	29-33	.879	5	17	22	3.7	15	9-0	4	18	1	86	14.3	24
07-08	5-2	102	20.4	12-38	.316	5-5	1.000	4	12	16	3.2	6	9-0	1	7	0	31	6.2	11
TOT	46-3	1385	30.1	214-556	.384	149-178	.837	49	104	153	3.3	107	83-0	25	83	10	628	13.7	29

THREE-POINT FG: '04-05, 16-40 (.400); '05-06, 22-65 (.338); '06-07, 11-31 (.355); '07-08, 2-12 (.167). TOTAL, 51-148 (.345)

STEFANSSON, JON #10

6-5 GUARD • ICELAND • BORN 9/21/82 • FREE AGENT SIGNEE 9/2/03 • WAIVED 9/1/04

YEAR	GP-GS	MIN	AVG	FGM-FGA	PCT	FTM-FTA	- REBOUNDS -					PF-D	STL	TO	BLK	PTS	AVG	HI
							PCT	OFF	DEF	TOT	AVG							
03-04																		

Three-point FG: None Attempted.



**STEVENSON, DESHAWN #92**

6-5 GUARD • WASHINGTON UNION HS (CA) • BORN 4/31/81 • ACQUIRED FROM WASHINGTON ALONG WITH CARON BUTLER, BRENDAN HAYWOOD AND CASH CONSIDERATIONS IN EXCHANGE FOR JOSH HOWARD, DREW GOODEN, QUINTON ROSS AND JAMES SINGLETON 2/13/10 • COMPLETED CONTRACT 6/30/11

YEAR	GP-GS	MIN	AVG	FGM-FGA	PCT	FTM-FTA	- REBOUNDS -			TOT	AVG	AST	PF-D	STL	TO	BLK	PTS	AVG	HI
							PCT	OFF	DEF										
09-10	24-5	267	11.1	17-60	.283	7-10	.700	4	22	26	1.1	12	23-0	5	6	1	49	2.0	11
10-11	72-54	1158	16.1	128-330	.388	33-43	.767	20	86	106	1.5	77	71-0	21	44	5	383	5.3	24
TOT	96-59	1425	14.8	145-390	.372	40-53	.755	24	108	132	1.4	89	94-0	26	52	6	432	4.5	24

THREE-POINT FG: '09-10, 8-25 (.320); '10-11, 94-249 (.378). TOTAL, 102-274 (.372)

NBA PLAYOFF STATISTICS

YEAR	GP-GS	MIN	AVG	FGM-FGA	PCT	FTM-FTA	PCT	OFF	DEF	TOT	AVG	AST	PF-D	STL	TO	BLK	PTS	AVG	HI
09-10	2-0	6	3.0	0-3	.000	0-0	.000	0	0	0	0.0	0	2-0	0	0	0	0	0.0	0
10-11	21-18	332	15.8	29-83	.349	9-12	.750	1	18	19	0.9	12	40-0	11	10	2	94	4.5	11

THREE-POINT FG: '09-10, 0-3 (.000); '10-11, 27-68 (.397). TOTAL, 27-71 (.380)

STOJAKOVIC, PEJA #16

6-10 FORWARD • SERBIA • BORN 6/9/77 • FREE AGENT SIGNEE 1/24/11 • RETIRED 12/19/11

YEAR	GP-GS	MIN	AVG	FGM-FGA	PCT	FTM-FTA	- REBOUNDS -			TOT	AVG	AST	PF-D	STL	TO	BLK	PTS	AVG	HI
							PCT	OFF	DEF										
10-11	25-13	506	20.2	79-184	.429	15-16	.938	14	52	66	2.6	22	22-0	11	11	2	215	8.6	22

THREE-POINT FG: 42-105 (.400)

NBA PLAYOFF STATISTICS

YEAR	GP-GS	MIN	AVG	FGM-FGA	PCT	FTM-FTA	PCT	OFF	DEF	TOT	AVG	AST	PF-D	STL	TO	BLK	PTS	AVG	HI
10-11	19-0	350	18.4	49-120	.408	7-9	.778	3	29	32	1.7	7	21-0	12	9	2	134	7.1	21

Three-point FG: None Attempted.

STOUDMIRE, AMAR'E #1

6-10 CENTER/FORWARD • CYPRESS CREEK HS (FL) • BORN 11/16/82 • FREE AGENT SIGNEE 2/18/15 • COMPLETED CONTRACT 6/30/15

YEAR	GP-GS	MIN	AVG	FGM-FGA	PCT	FTM-FTA	- REBOUNDS -			TOT	AVG	AST	PF-D	STL	TO	BLK	PTS	AVG	HI
							PCT	OFF	DEF										
14-15	23-1	380	16.5	104-179	.581	40-59	.678	27	57	84	3.7	8	50-0	9	15	4	248	10.8	18

Three-point FG: 0-1 (.000)

NBA PLAYOFF STATISTICS

YEAR	GP-GS	MIN	AVG	FGM-FGA	PCT	FTM-FTA	PCT	OFF	DEF	TOT	AVG	AST	PF-D	STL	TO	BLK	PTS	AVG	HI
14-15	5-0	75	15.0	15-35	.429	9-13	.692	7	9	16	3.2	3	16-0	1	7	3	39	7.8	12

Three-point FG: None Attempted.

STRICKLAND, ERICK #20

6-3 GUARD • NEBRASKA '96 • BORN 11/25/73 • FREE AGENT SIGNEE 10/31/97 • RELEASED 1/7/97 • SIGNED SIX-YEAR CONTRACT 8/18/97 • TRADED TO NEW YORK WITH 58TH SELECTION IN 2000 NBA DRAFT FOR JOHN WALLACE AND RIGHTS TO DONNELL HARVEY (22ND SELECTION) 6/28/00

YEAR	GP-GS	MIN	AVG	FGM-FGA	PCT	FTM-FTA	- REBOUNDS -			TOT	AVG	AST	PF-D	STL	TO	BLK	PTS	AVG	HI
							PCT	OFF	DEF										
96-97	28-15	759	27.1	102-256	.398	65-80	.813	21	69	90	3.2	68	75-3	27	66	5	297	10.6	25
97-98	67-19	1505	22.5	199-558	.357	65-84	.774	35	126	161	2.4	167	140-1	56	106	8	511	7.6	30
98-99	33-2	567	17.2	89-221	.403	53-65	.815	12	71	83	2.5	64	44-0	40	36	2	249	7.5	20
99-00	68-67	2025	29.8	316-730	.433	162-195	.831	69	254	323	4.8	211	190-3	105	102	13	867	12.8	36
TOT	196-103	4856	24.8	706-1765	.400	345-424	.814	137	520	657	3.4	510	449-7	228	310	28	1924	9.8	36

Three-point FG: '96-97, 28-92 (.304); '97-98, 48-163 (.294); '98-99, 18-59 (.305); '99-00, 73-186 (.392). Total, 167-500 (.334)

STRICKLAND, MARK #00/30

6-10 FORWARD • TEMPLE '92 • BORN 7/14/70 • FREE AGENT SIGNEE 11/16/02 • WAIVED 11/28/02

YEAR	GP-GS	MIN	AVG	FGM-FGA	PCT	FTM-FTA	- REBOUNDS -			TOT	AVG	AST	PF-D	STL	TO	BLK	PTS	AVG	HI
							PCT	OFF	DEF										
02-03	4-0	13	2.8	2-5	.400	0-0	.000	5	2	7	1.8	0	1-0	0	1	0	4	1.0	2

Three-point FG: None Attempted.

STROTHERS, LAMONT #10

6-4 GUARD • CHRISTOPHER NEWPORT (VA.) '91 • BORN 5/10/68 • SIGNED 10-DAY CONTRACT 2/4/93 • SIGNED SECOND 10-DAY CONTRACT 2/15/93 • RELEASED 2/25/93

YEAR	GP-GS	MIN	AVG	FGM-FGA	PCT	FTM-FTA	- REBOUNDS -			TOT	AVG	AST	PF-D	STL	TO	BLK	PTS	AVG	HI
							PCT	OFF	DEF										
92-93	9-0	138	15.3	20-61	.328	8-10	.800	8	6	14	1.6	13	13-0	8	15	0	50	5.6	10

Three-point FG: 2-13 (.154)



**SUNDOV, BRUNO #40**

7-2 CENTER • D-1998 2ND RND (35TH OVERALL) • CROATIA • BORN 2/10/80 • TRADED TO UTAH FOR HOWARD EISLEY (PART OF 4-TEAM, 9-PLAYER TRADE) 8/16/00

YEAR	GP-GS	MIN	AVG	FGM-FGA	PCT	FTM-FTA	- REBOUNDS -				PF-D	STL	TO	BLK	PTS	AVG	HI		
							PCT	OFF	DEF	TOT									
98-99	3-0	11	3.7	2-7	.286	0-0	.000	0	0	0	0.0	1	4-0	0	1	0	4	1.3	4
99-00	14-0	61	4.4	12-31	.387	2-2	1.000	5	7	12	0.9	2	16-0	2	4	2	26	1.9	4
TOT	17-0	72	4.2	14-38	.368	2-2	1.000	5	7	12	0.7	3	20-0	2	5	2	30	1.8	4

Three-point FG: None Attempted.

TARPLEY, ROY #42

7-0 FORWARD/CENTER • D-1986 1ST RND (7TH OVERALL) • MICHIGAN '86 • BORN 11/28/64 • DISMISSED FROM NBA FOR VIOLATION OF NBA DRUG POLICY 10/16/91 • SIGNED SIX-YEAR CONTRACT 10/6/95 • DISQUALIFIED FROM NBA FOR VIOLATION OF PERSONALIZED AFTERCARE PROGRAM 12/6/95

YEAR	GP-GS	MIN	AVG	FGM-FGA	PCT	FTM-FTA	- REBOUNDS -				PF-D	STL	TO	BLK	PTS	AVG	HI		
							PCT	OFF	DEF	TOT									
86-87	75-1	1405	18.7	233-499	.467	94-139	.676	180	353	533	7.1	52	232-3	56	101	79	561	7.5	20
87-88	81-9	2307	28.5	444-888	.500	205-277	.740	360	599	959	11.8	86	313-8	103	172	86	1093	13.5	29
88-89	19-6	591	31.1	131-242	.541	66-96	.688	77	141	218	11.5	17	70-2	28	45	30	328	17.3	35
89-90	45-35	1648	36.6	314-696	.451	130-172	.756	189	400	589	13.1	67	160-0	79	117	70	758	16.8	27
90-91	5-5	171	34.2	43-79	.544	16-18	.889	16	39	55	11.0	12	20-0	6	13	9	102	20.4	29
94-95	55-1	1354	24.6	292-610	.479	102-122	.836	142	307	449	8.2	58	155-2	45	109	55	691	12.6	26
TOT	280-57	7476	26.7	1457-3014	.483	613-824	.744	964	1839	2803	10.0	292	950-15	317	557	329	3533	12.6	35

THREE-POINT FG: '86-87, 1-3 (.333); '87-88, 0-5 (.000); '88-89, 0-1 (.000); '89-90, 0-6 (.000); '90-91, 0-1 (.000); '94-95, 5-18 (.278). TOTAL, 6-34 (.176)

NBA PLAYOFF STATISTICS																			
YEAR	GP-GS	MIN	AVG	FGM-FGA	PCT	FTM-FTA	- REBOUNDS -				PF-D	STL	TO	BLK	PTS	AVG	HI		
							PCT	OFF	DEF	TOT									
86-87	4-1	114	28.5	24-48	.500	5-7	.714	18	24	42	10.5	1	18-1	1	7	7	53	13.3	25
87-88	17-0	563	33.1	125-241	.519	54-73	.740	88	131	219	12.9	30	69-3	21	32	26	304	17.9	27
89-90	3-3	129	43.0	22-46	.478	6-12	.500	9	37	46	15.3	1	12-0	7	9	10	50	16.7	22
TOT	24-4	806	33.6	171-335	.510	65-92	.707	115	192	307	12.8	32	99-4	29	48	43	407	17.0	27

THREE-POINT FG: '86-87, NONE ATTEMPTED; '87-88, 0-3 (.000); '89-90, 0-1 (.000). TOTAL, 0-4 (.000)

TERRY, JASON #31

6-2 GUARD • ARIZONA • BORN 9/15/77 • ACQUIRED FROM ATLANTA ALONG WITH ALAN HENDERSON AND A FUTURE FIRST ROUND PICK FOR TONY DELK AND ANTOINE WALKER 8/4/04 • RE-SIGNED 7/25/06 • COMPLETED CONTRACT 6/30/12

YEAR	GP-GS	MIN	AVG	FGM-FGA	PCT	FTM-FTA	- REBOUNDS -				PF-D	STL	TO	BLK	PTS	AVG	HI		
							PCT	OFF	DEF	TOT									
04-05	80-57	2401	30.0	372-743	.501	146-173	.844	38	150	188	2.4	429	177-0	109	147	15	993	12.4	28
05-06	80-80	2798	35.0	516-1099	.411	168-210	.800	31	127	158	2.0	306	196-1	100	135	27	1371	17.1	37
06-07	81-80	2846	35.1	514-1063	.484	160-199	.804	41	190	231	2.9	422	170-0	81	152	17	1350	16.7	35
07-08	82-34	2579	31.5	471-1008	.467	191-223	.857	30	178	208	2.5	264	170-1	88	92	18	1269	15.5	31
08-09	74-11	2491	33.7	541-1168	.463	198-225	.880	39	138	177	2.4	251	141-0	97	119	20	1447	19.6	33
09-10	77-12	2540	33.0	456-1041	.438	232-268	.866	19	121	140	1.8	292	142-0	94	109	17	1280	16.6	36
10-11	82-10	2564	31.3	492-1091	.451	182-214	.850	24	129	153	1.9	334	140-0	93	167	13	1293	15.8	30
11-12	63-1	2000	31.7	357-830	.430	98-111	.883	16	133	149	2.4	226	69-0	73	127	11	950	15.1	34
TOT	619-285	20219	32.7	3719-8043	.462	1375-1623	.847	238	1166	1404	2.3	2524	1205-2	735	1048	138	9953	16.1	37

THREE-POINT FG: '04-05, 103-245 (.420); '05-06, 171-416 (.411); '06-07, 162-370 (.438); '07-08, 136-363 (.375); '08-09, 167-456 (.366); '09-10, 136-373 (.365); '10-11, 127-351 (.362); '11-12, 138-365 (.378). TOTAL, 1140-2939 (.384)

NBA PLAYOFF STATISTICS																			
YEAR	GP-GS	MIN	AVG	FGM-FGA	PCT	FTM-FTA	- REBOUNDS -				PF-D	STL	TO	BLK	PTS	AVG	HI		
							PCT	OFF	DEF	TOT									
04-05	13-13	502	38.6	81-160	.506	38-43	.884	9	45	54	4.2	60	28-0	17	30	7	227	17.5	36
05-06	22-22	844	38.4	163-369	.442	59-71	.831	12	52	64	2.9	83	55-0	26	44	1	416	18.9	35
06-07	6-6	229	38.2	39-92	.424	15-18	.833	3	11	14	2.3	22	12-0	5	17	2	102	17.0	28
07-08	5-3	180	36.0	26-60	.433	13-15	.867	1	7	8	1.6	24	15-0	2	5	1	79	15.8	22
08-09	10-1	325	32.5	49-126	.389	23-30	.767	6	22	28	2.8	19	18-0	6	16	3	143	14.3	21
09-10	6-0	174	29.0	26-69	.377	12-16	.750	2	13	15	2.5	12	16-0	4	6	1	76	12.7	27
10-11	21-0	684	32.6	128-268	.478	70-83	.843	6	34	40	1.9	67	44-0	26	32	3	368	17.5	32
11-12	4-1	139	34.8	20-44	.455	5-8	.625	1	8	9	2.3	15	11-0	1	8	0	55	13.8	20
TOT	87-46	3077	35.4	532-1188	.448	235-284	.827	40	192	232	2.7	302	199-0	87	158	18	1466	16.9	36

THREE-POINT FG: '04-05, 27-55 (.491); '05-06, 31-101 (.307); '06-07, 9-32 (.281); '07-08, 14-32 (.438); '08-09, 22-59 (.373); '09-10, 12-30 (.400); '10-11, 42-95 (.442); '11-12, 10-20 (.500). TOTAL, 167-424 (.394)

THOMAS, KURT #40

6-9 FORWARD • TCU '95 • BORN 10/4/72 • ACQUIRED FROM MIAMI WITH SASHA DANILOVICH AND MARTIN MÜRSEPP FOR JAMAL MASHBURN 2/14/97 • COMPLETED CONTRACT 5/98

YEAR	GP-GS	MIN	AVG	FGM-FGA	PCT	FTM-FTA	- REBOUNDS -				PF-D	STL	TO	BLK	PTS	AVG	HI		
							PCT	OFF	DEF	TOT									
97-98	5-0	73	14.6	17-45	.378	3-3	1.00	8	16	24	4.8	3	19-1	1	10	0	37	7.4	13

Three-point FG: None Attempted.

THOMAS, TIM #7

6-10 FORWARD • VILLANOVA '97 • BORN 2/26/77 • SIGNED BY DALLAS AS A FREE AGENT 7/28/09 • COMPLETED CONTRACT 5/09 • RE-SIGNED ON 8/16/10 • WAIVED 9/27/10

YEAR	GP-GS	MIN	AVG	FGM-FGA	PCT	FTM-FTA	- REBOUNDS -				PF-D	STL	TO	BLK	PTS	AVG	HI		
							PCT	OFF	DEF	TOT									
09-10	18-1	285	15.8	49-106	.462	21-24	.875	13	28	41	2.3	14	31	10	14	2	135	7.5	23

Three-point FG: 16-43 (.372)



**THOMAS, CORNY #25**

6-8 FORWARD • D-1982 3RD RND (50TH OVERALL) • CONNECTICUT '82 • BORN 2/5/60 • WAIVED 12/8/83 (HAD BEEN ON INJURED LIST)

YEAR	GP-GS	MIN	AVG	FGM-FGA	PCT	FTM-FTA	PCT	- REBOUNDS -			AVG	AST	PF-D	STL	TO	BLK	PTS	AVG	HI
								OFF	DEF	TOT									
82-83	44-2	520	11.8	43-137	.314	36-46	.783	41	79	120	2.7	34	92-0	12	31	7	122	2.8	9

Three-point FG: None Attempted.

TRENT, GARY #33

6-8 FORWARD • OHIO '96 • BORN 9/22/74 • FREE AGENT SIGNEE 1/23/99 • RE-SIGNED 8/27/99 • RE-SIGNED 8/1/00 • COMPLETED CONTRACT 5/01

YEAR	GP-GS	MIN	AVG	FGM-FGA	PCT	FTM-FTA	PCT	- REBOUNDS -			AVG	AST	PF-D	STL	TO	BLK	PTS	AVG	HI
								OFF	DEF	TOT									
98-99	45-23	1362	30.3	287-602	.477	145-235	.617	127	224	351	7.8	77	122-1	29	66	23	719	16.0	33
99-00	11-11	301	27.4	70-142	.493	11-21	.524	20	32	52	4.7	22	28-0	8	25	3	151	13.7	22
00-01	33-4	319	9.7	57-130	.438	19-36	.528	39	53	92	2.8	10	52-0	13	22	8	133	4.0	10
TOT	89-38	1982	22.3	414-874	.474	175-292	.599	186	309	495	5.6	109	202-1	50	113	34	1003	11.3	33

Three-point FG: '98-99, 0-5 (.000); '99-00, 0-2 (.000); '00-01, 0-1 (.000). Total, 0-8 (.000)

TURNER, ELSTON #33

6-5 GUARD • D-1981 2ND RND (43RD OVERALL) • MISSISSIPPI '81 • BORN 6/10/59 • SIGNED AS A FREE AGENT BY DENVER. DALLAS RECEIVED HOWARD CARTER FOR NOT EXERCISING RIGHT OF FIRST REFUSAL 8/23/84

YEAR	GP-GS	MIN	AVG	FGM-FGA	PCT	FTM-FTA	PCT	- REBOUNDS -			AVG	AST	PF-D	STL	TO	BLK	PTS	AVG	HI
								OFF	DEF	TOT									
81-82	80-62	1996	25.0	282-639	.441	97-138	.703	143	158	301	3.8	189	182-1	75	116	2	661	8.3	19
82-83	59-16	879	14.9	96-238	.403	20-30	.667	68	84	152	2.6	88	75-0	47	59	0	214	3.6	14
83-84	47-1	536	11.4	54-150	.360	28-34	.824	42	51	93	2.0	59	40-0	26	29	0	137	2.9	12
TOT	186-79	3411	18.3	432-1027	.421	145-202	.718	253	293	546	2.9	336	297-1	148	204	2	1012	5.4	19

THREE-POINT FG: '81-82, 0-4 (.000); '82-83, 2-3 (.667); '83-84, 1-9 (.111). TOTAL, 3-16 (.188)

NBA PLAYOFF STATISTICS

YEAR	GP-GS	MIN	AVG	FGM-FGA	PCT	FTM-FTA	PCT	OFF	DEF	TOT	AVG	AST	PF-D	STL	TO	BLK	PTS	AVG	HI
83-84	8-0	53	6.6	7-20	.350	0-0	-	5	5	10	1.3	8	4-0	6	3	1	14	1.8	8

Three-point FG: None Attempted.

TYLER, TERRY #41

6-7 FORWARD • DETROIT '78 • BORN 10/30/56 • FREE AGENT SIGNEE 11/1/88 • COMPLETED CONTRACT

YEAR	GP-GS	MIN	AVG	FGM-FGA	PCT	FTM-FTA	PCT	- REBOUNDS -			AVG	AST	PF-D	STL	TO	BLK	PTS	AVG	HI
								OFF	DEF	TOT									
88-89	70-11	1057	15.1	169-360	.469	47-62	.758	74	135	209	3.0	40	90-0	24	51	39	386	5.5	20

Three-point FG: 1-9 (.111)

UPSHAW, KELVIN #5

6-2 GUARD • UTAH '86 • BORN 1/24/63 • FREE AGENT SIGNEE 1/6/90 • RELEASED FROM SECOND 10-DAY CONTRACT 1/22/90 • FREE AGENT SIGNEE 10/1/90 • WAIVED 10/27/90 • FREE AGENT SIGNEE 11/12/90 • WAIVED 12/24/90 • SIGNED FIRST OF TWO 10-DAY CONTRACTS 1/9/91 • SIGNED FOR REST OF SEASON 1/19/91 • COMPLETED CONTRACT 4/91

YEAR	GP-GS	MIN	AVG	FGM-FGA	PCT	FTM-FTA	PCT	- REBOUNDS -			AVG	AST	PF-D	STL	TO	BLK	PTS	AVG	HI
								OFF	DEF	TOT									
89-90	3-0	4	1.3	1-3	.333	0-0	-	0	0	0	0.0	0	0-0	0	0	0	2	0.7	2
90-91	48-1	514	10.7	104-231	.450	55-64	.859	20	35	55	1.8	86	77-0	28	39	5	270	5.6	19
TOT	51-1	518	10.2	105-234	.449	55-64	.859	20	35	55	1.7	86	77-0	28	39	5	272	5.3	19

Three-point FG: '89-90, 0-1 (.000); '90-91, 7-29 (.241). Total, 7-30 (.233)

UTHOFF, JARROD #19

6-10 FORWARD • IOWA • BORN 5/19/93 • SIGNED TO A 10-DAY CONTRACT 3/9/17 • SIGNED TO A SECOND 10-DAY CONTRACT 3/19/17 • SIGNED TO A MULTI-YEAR DEAL 3/29/17 • TRADED TO HOUSTON FOR CASH CONSIDERATIONS 6/29/17

YEAR	GP-GS	MIN	AVG	FGM-FGA	PCT	FTM-FTA	PCT	- REBOUNDS -			AVG	AST	PF-D	STL	TO	BLK	PTS	AVG	HI
								OFF	DEF	TOT									
16-17	9-0	115	12.8	16-38	.421	5-7	.714	8	14	22	2.4	9	8-0	2	3	4	40	4.4	12

Three-point FG: 3-9 (.333)



**VAN EXEL, NICK #31**

6-1 GUARD • CINCINNATI '93 • BORN 11/27/71 • ACQUIRED FROM DENVER WITH TARIQ ABDUL-WAHAD, AVERY JOHNSON AND RAEF LAFRENTZ FOR TIM HARDAWAY, DONNELL HARVEY, JUWAN HOWARD AND A 2002 FIRST-ROUND PICK 2/21/02 • TRADED TO GOLDEN STATE WITH AVERY JOHNSON, POPEYE JONES AND ANTOINE RIGAudeau FOR DANNY FORTSON, ANTAWN JAMISON, CHRIS MILLS AND JIRI WELSCH 8/18/03

YEAR	GP-GS	MIN	AVG	FGM-FGA	PCT	FTM-FTA	PCT	- REBOUNDS -			TOT	AVG	AST	PF-D	STL	TO	BLK	PTS	AVG	HI
								OFF	DEF	DEF										
01-02	27-2	757	28.0	129-314	.411	65-77	.844	9	76	85	3.1	113	35-0	14	40	4	357	13.2	27	
02-03	73-1	2026	27.8	342-831	.412	108-142	.761	35	173	208	2.8	312	86-1	43	122	4	910	12.5	35	
TOT	100-3	2783	27.8	471-1145	.411	173-219	.790	44	249	293	2.9	425	121-1	57	162	8	1267	12.7	35	

THREE-POINT FG: '01-02, 34-98 (.347); '02-03, 118-312 (.378). TOTAL, 152-410 (.371)

YEAR	GP-GS	MIN	AVG	FGM-FGA	PCT	FTM-FTA	PCT	NBA PLAYOFF STATISTICS			TOT	AVG	AST	PF-D	STL	TO	BLK	PTS	AVG	HI
								OFF	DEF	DEF										
01-02	8-1	264	33.0	37-101	.366	8-12	.667	7	17	24	3.0	31	26-0	8	12	0	89	11.1	19	
02-03	20-3	672	33.6	150-326	.460	45-64	.703	18	50	68	3.4	82	47-0	12	39	0	389	19.5	40	
TOT	28-4	736	26.3	187-427	.434	53-76	.697	25	67	92	3.3	113	73-0	20	51	0	478	17.1	40	

THREE-POINT FG: '01-02, 7-34 (.206); '02-03, 44-112 (.393). TOTAL, 51-146 (.349)

VAN HORN, KEITH #2

6-10 FORWARD • UTAH • BORN 10/23/75 • ACQUIRED FROM MILWAUKEE FOR CALVIN BOOTH, ALAN HENDERSON AND CASH CONSIDERATIONS 2/24/05 • COMPLETED CONTRACT 6/30/06

YEAR	GP-GS	MIN	AVG	FGM-FGA	PCT	FTM-FTA	PCT	- REBOUNDS -			TOT	AVG	AST	PF-D	STL	TO	BLK	PTS	AVG	HI
								OFF	DEF	DEF										
04-05	29-3	684	23.6	129-279	.462	72-92	.783	34	95	129	4.4	34	88-1	15	34	10	354	12.2	24	
05-06	53-0	1090	20.6	164-387	.424	94-113	.832	54	138	192	3.6	37	121-1	31	71	11	472	8.9	23	
TOT	82-3	1774	21.6	293-666	.440	166-205	.810	88	233	321	3.9	71	209-2	46	105	21	826	10.1	24	

THREE-POINT FG: '04-05, 24-64 (.375); '05-06, 50-136 (.368). TOTAL, 74-200 (.370)

YEAR	GP-GS	MIN	AVG	FGM-FGA	PCT	FTM-FTA	PCT	NBA PLAYOFF STATISTICS			TOT	AVG	AST	PF-D	STL	TO	BLK	PTS	AVG	HI
								OFF	DEF	DEF										
04-05	3-0	33	11.0	7-15	.467	8-9	.889	3	3	6	2.0	1	6-0	1	1	0	22	7.3	13	
05-06	14-3	172	12.3	20-59	.339	3-3	1.000	8	24	32	2.3	2	24-1	0	6	4	51	3.6	10	
TOT	17-3	205	12.1	27-74	.365	11-12	.912	11	27	38	2.2	3	30-1	1	7	4	73	4.3	13	

THREE-POINT FG: '04-05, 0-4 (.004); '05-06, 8-28 (.286). TOTAL, 8-32 (.250)

VAUGHT, LOY #35

6-7 FORWARD • MICHIGAN '90 • BORN 2/27/68 • ACQUIRED FROM DETROIT FOR DANA BARROS AND ANSU SESAY 10/16/00 • TRADED WITH CHRISTIAN LAETTNER, COURTNEY ALEXANDER, HUBERT DAVIS, ETAN THOMAS AND CASH TO WASHINGTON FOR JUWAN HOWARD, CALVIN BOOTH AND OBINNA EKEZIE 2/22/01

YEAR	GP-GS	MIN	AVG	FGM-FGA	PCT	FTM-FTA	PCT	- REBOUNDS -			TOT	AVG	AST	PF-D	STL	TO	BLK	PTS	AVG	HI
								OFF	DEF	DEF										
00-01	37-1	392	10.6	55-121	.455	4-6	.667	35	88	123	3.3	16	61-0	15	18	5	114	3.1	10	

Three-point FG: None Attempted.

VIANNA, JOÃO #31

6-9 FORWARD • TRABAJARA (BRAZIL) UNIV. • BORN 11/15/66 • FREE AGENT SIGNEE 10/3/91 • WAIVED 11/12/91

YEAR	GP-GS	MIN	AVG	FGM-FGA	PCT	FTM-FTA	PCT	- REBOUNDS -			TOT	AVG	AST	PF-D	STL	TO	BLK	PTS	AVG	HI
								OFF	DEF	DEF										
91-92	1-0	9	9.0	1-2	.500	0-0	-	0	0	0	0.0	2	3-0	0	1	0	2	2.0	2	

Three-point FG: None Attempted.

VILLANUEVA, CHARLIE #3

6-11 FORWARD • CONNECTICUT • BORN 8/24/84 • FREE AGENT SIGNEE 9/23/14 • RE-SIGNED 8/6/15 • COMPLETED CONTRACT 6/30/16

YEAR	GP-GS	MIN	AVG	FGM-FGA	PCT	FTM-FTA	PCT	- REBOUNDS -			TOT	AVG	AST	PF-D	STL	TO	BLK	PTS	AVG	HI
								OFF	DEF	DEF										
14-15	64-1	678	10.6	150-362	.414	20-35	.571	30	119	149	2.3	19	64-0	15	28	22	403	6.3	26	
15-16	62-4	665	10.7	125-327	.382	22-24	.917	24	128	152	2.5	24	71-0	18	31	15	319	5.1	19	
TOT	126-5	1343	10.7	275-689	.399	42-59	.712	54	247	301	2.4	43	135-0	33	59	37	722	5.7	26	

Three-point FG: '14-15, 83-221 (.376); '15-16, 47-172 (.273). Total, 130-393 (.331)

YEAR	GP-GS	MIN	AVG	FGM-FGA	PCT	FTM-FTA	PCT	NBA PLAYOFF STATISTICS			TOT	AVG	AST	PF-D	STL	TO	BLK	PTS	AVG	HI
								OFF	DEF	DEF										
14-15	5-0	43	8.7	11-25	.440	0-0	-	4	9	13	2.6	3	10-0	1	0	1	30	6.0	8	
15-16	4-0	20	5.1	3-12	.250	2-2	1.000	0	2	2	0.5	1	2-0	0	1	0	9	2.3	7	
TOT	9-0	63	7.0	14-37	.378	2-2	1.000	4	11	15	1.7	4	12-0	1	1	1	39	4.3	8	

Three-point FG: '14-15, 8-19 (.421); '15-16, 1-5 (.200). Total, 9-24 (.375)



**VINCENT, JAY #31**

6-7 FORWARD • D-1981 2ND RND (24TH OVERALL) • MICHIGAN STATE '81 • BORN 6/10/59 • TRADED TO WASHINGTON FOR 1990 FIRST-ROUND CHOICE 9/3/86

YEAR	GP-GS	MIN	AVG	FGM-FGA	PCT	FTM-FTA	PCT	- REBOUNDS -			AVG	AST	PF-D	STL	TO	BLK	PTS	AVG	HI
								OFF	DEF	TOT									
81-82	81-62	2626	32.4	719-1448	.497	293-409	.716	182	383	565	7.0	176	308-8	89	194	22	1732	21.4	41
82-83	81-73	2726	33.7	622-1272	.489	269-343	.784	217	375	592	7.3	212	295-4	70	188	45	1513	18.7	32
83-84	61-5	1421	23.3	252-579	.435	168-215	.781	81	166	247	4.0	114	159-1	30	113	10	672	11.0	33
84-85	79-47	2543	32.2	545-1138	.479	351-420	.836	185	519	704	8.9	169	226-0	48	170	22	1441	18.2	39
85-86	80-3	1994	24.9	442-919	.481	222-274	.810	107	261	368	4.6	180	193-2	66	145	21	1106	13.8	31
TOT	382-190	11310	29.6	2580-5356	.482	1303-1661	.784	772	1704	2476	6.5	851	1181-15	303	810	120	6464	16.9	41

THREE-POINT FG: '81-82, 1-4 (.250); '82-83, 0-3 (.000); '83-84, 0-1 (.000); '84-85, 0-4 (.000); '85-86, 0-3 (.000). TOTAL, 1-15 (.067)

NBA PLAYOFF STATISTICS

YEAR	GP-GS	MIN	AVG	FGM-FGA	PCT	FTM-FTA	PCT	- REBOUNDS -			AVG	AST	PF-D	STL	TO	BLK	PTS	AVG	HI
								OFF	DEF	TOT									
83-84	10-10	353	35.3	48-124	.387	56-62	.903	29	41	70	7.0	19	36-1	7	25	1	152	15.2	21
84-85	4-2	134	33.5	20-56	.357	22-29	.759	9	13	22	5.5	3	16-0	6	11	3	62	15.5	23
85-86	10-0	204	20.4	38-99	.384	30-34	.882	15	24	39	3.9	15	19-0	4	17	1	106	10.6	18
TOT	24-12	691	28.8	106-279	.380	108-125	.864	53	78	131	5.5	37	71-1	17	53	5	320	13.3	23

THREE-POINT FG: '83-84, 0-1 (.000); '84-85, NONE ATTEMPTED; '85-86, NONE ATTEMPTED. TOTAL, 0-1 (.000)

WADE, MARK #10

5-11 GUARD • NEVADA-LAS VEGAS '87 • BORN 10/15/65 • FREE AGENT SIGNEE 4/9/90 • RELEASED FROM 10-DAY CONTRACT 4/17/90

YEAR	GP-GS	MIN	AVG	FGM-FGA	PCT	FTM-FTA	PCT	- REBOUNDS -			AVG	AST	PF-D	STL	TO	BLK	PTS	AVG	HI
								OFF	DEF	TOT									
89-90	1-0	3	3.0	0-0	-	0-0	-	0	0	0	2.0	2	0-0	0	0	0	0.0	0	

Three-point FG: None Attempted.

WALKER, ANTOINE #8

6-9 FORWARD • KENTUCKY '96 • BORN 8/12/76 • ACQUIRED WITH TONY DELK FROM BOSTON FOR RAEF LAFRENTZ, JIRI WELSCH, CHRIS MILLS AND A FIRST-ROUND PICK 10/20/03 • TRADED TO ATLANTA WITH TONY DELK FOR ALAN HENDERSON, JASON TERRY AND A FIRST-ROUND PICK 8/4/04

YEAR	GP-GS	MIN	AVG	FGM-FGA	PCT	FTM-FTA	PCT	- REBOUNDS -			AVG	AST	PF-D	STL	TO	BLK	PTS	AVG	HI
								OFF	DEF	TOT									
03-04	82-82	2840	34.6	483-1129	.428	103-186	.554	198	486	684	8.3	369	212-3	65	202	65	1151	14.0	30

THREE-POINT FG: 82-305 (.269)

NBA PLAYOFF STATISTICS

YEAR	GP-GS	MIN	AVG	FGM-FGA	PCT	FTM-FTA	PCT	- REBOUNDS -			AVG	AST	PF-D	STL	TO	BLK	PTS	AVG	HI
								OFF	DEF	TOT									
03-04	5-5	140	28.0	22-61	.361	4-7	.571	23	27	50	10.0	12	13-0	6	9	3	49	9.8	15

THREE-POINT FG: 1-10 (.100)

WALKER, SAMAKI #52

6-9 FORWARD • D-1996 1ST RND (9TH OVERALL) • LOUISVILLE '98 • BORN 2/25/76 • COMPLETED CONTRACT 5/99

YEAR	GP-GS	MIN	AVG	FGM-FGA	PCT	FTM-FTA	PCT	- REBOUNDS -			AVG	AST	PF-D	STL	TO	BLK	PTS	AVG	HI
								OFF	DEF	TOT									
96-97	43-12	602	14.0	83-187	.444	48-74	.649	47	100	147	3.4	17	71-0	15	39	22	214	5.0	13
97-98	41-19	1027	25.0	156-321	.486	53-97	.546	96	206	302	7.4	24	127-2	30	61	40	365	8.9	26
98-99	39-2	568	14.6	88-190	.463	53-98	.541	46	97	143	3.7	6	87-3	9	37	16	229	5.9	16
TOT	123-33	2197	17.9	327-698	.468	154-269	.572	189	403	592	4.8	47	285-5	54	137	78	808	6.6	26

THREE-POINT FG: '96-97, 0-1 (.000); '97-98, 0-1 (.000); '98-99, 0-1 (0.00). TOTAL, 0-3 (.000)

WANG, ZHIZHI #10

7-1 FORWARD/CENTER • CHINA • BORN 7/8/77 • FREE AGENT SIGNEE 4/4/01 • SIGNED OFFER SHEET WITH L.A. CLIPPERS 10/2/02

YEAR	GP-GS	MIN	AVG	FGM-FGA	PCT	FTM-FTA	PCT	- REBOUNDS -			AVG	AST	PF-D	STL	TO	BLK	PTS	AVG	HI
								OFF	DEF	TOT									
00-01	5-0	38	7.6	8-19	.421	8-10	.800	1	6	7	1.4	0	8-0	0	1	0	24	4.8	13
01-02	55-0	600	10.9	109-248	.440	42-57	.737	19	92	111	2.0	22	84-0	11	25	18	308	5.6	18
TOT	60-0	638	10.6	117-267	.438	50-67	.746	20	98	118	1.9	22	92-0	11	26	18	332	5.5	18

THREE-POINT FG: '00-01, 0-2 (.000); '01-02, 48-116 (.414). TOTAL, 48-118 (.407)

NBA PLAYOFF STATISTICS

YEAR	GP-GS	MIN	AVG	FGM-FGA	PCT	FTM-FTA	PCT	- REBOUNDS -			AVG	AST	PF-D	STL	TO	BLK	PTS	AVG	HI
								OFF	DEF	TOT									
00-01	5-0	23	4.6	3-8	.375	3-3	1.000	0	2	2	0.4	1	1-0	1	1	10	2.0	7	
01-02	8-0	44	5.5	7-16	.438	3-6	.500	5	3	8	1.0	3	11-0	0	0	1	20	2.5	7
TOT	13-0	67	5.2	10-24	.417	6-9	.667	5	5	10	0.8	4	12-0	1	1	2	30	2.3	7

THREE-POINT FG: '00-01, 1-2 (.500); '01-02, 3-6 (.500). TOTAL, 4-8 (.500)

WARNEY, JAMEEL #32

6-8 FORWARD • STONY BROOK • BORN 1/31/94 • SIGNED TO A 10-DAY CONTRACT 3/11/18 • COMPLETED 10-DAY CONTRACT 3/20/18

YEAR	GP-GS	MIN	AVG	FGM-FGA	PCT	FTM-FTA	PCT	- REBOUNDS -			AVG	AST	PF-D	STL	TO	BLK	PTS	AVG	HI
								OFF	DEF	TOT									
17-18	3-0	27	8.9	7-12	.583	3-5	.600	4	5	9	3.0	0	2-0	0	1	0	17	5.7	8

Three-point FG: None Attempted.





WASHINGTON, RICHARD #31

6-11 FORWARD • DISPERSAL CHOICE FROM MILWAUKEE • UCLA '77 • BORN 7/15/55 • TRADED TO CLEVELAND WITH JEROME WHITEHEAD FOR BILL ROBINZINE, ATLANTA'S 1983 FIRST AND CLEVELAND'S 1986 FIRST-ROUND CHOICE 10/30/80

YEAR	GP-GS	MIN	AVG	FGM-FGA	PCT	FTM-FTA	PCT	- REBOUNDS -			AVG	AST	PF-D	STL	TO	BLK	PTS	AVG	HI
								OFF	DEF	TOT									
80-81	11-7	307	27.9	51-117	.436	17-23	.739	25	59	84	7.6	16	37-0	5	21	7	119	10.8	24

Three-point FG: None Attempted.

WATSON, JAMIE #3

6-7 GUARD/FORWARD • SOUTH CAROLINA '94 • BORN 2/23/72 • SIGNED 10-DAY CONTRACT 3/11/97 • SIGNED SECOND 10-DAY CONTRACT 3/21/97 • RELEASED 3/31/97

YEAR	GP-GS	MIN	AVG	FGM-FGA	PCT	FTM-FTA	PCT	- REBOUNDS -			AVG	AST	PF-D	STL	TO	BLK	PTS	AVG	HI
								OFF	DEF	TOT									
96-97	10-6	211	21.1	20-47	.426	2-4	.500	14	15	29	2.9	23	18-0	11	15	2	45	4.5	10

THREE-POINT FG: 3-9 (.333)

WENNINGTON, BILL #23

7-0 FORWARD/CENTER • D-1985 1ST RND (16TH OVERALL) • ST. JOHN'S '85 • BORN 4/26/63 • TRADED TO SACRAMENTO WITH INDIANA'S 1990 FIRST AND DALLAS' 1990 FIRST FOR RODNEY MCCRAY AND TWO SECOND-ROUND CHOICES 6/26/90

YEAR	GP-GS	MIN	AVG	FGM-FGA	PCT	FTM-FTA	PCT	- REBOUNDS -			AVG	AST	PF-D	STL	TO	BLK	PTS	AVG	HI
								OFF	DEF	TOT									
85-86	56-3	562	10.0	72-153	.471	45-62	.726	32	100	132	2.4	21	83-0	11	21	22	189	3.4	15
86-87	58-0	560	9.7	56-132	.424	45-60	.750	53	76	129	2.2	24	95-0	13	39	10	157	2.7	10
87-88	30-0	125	4.2	25-49	.510	12-19	.632	14	25	39	1.3	4	33-0	5	9	9	63	2.1	10
88-89	65-9	1074	16.5	119-275	.433	61-82	.744	82	204	286	4.4	46	211-3	16	54	35	300	4.6	21
89-90	60-2	814	13.6	105-234	.449	60-75	.800	64	134	198	3.3	41	144-2	20	50	21	270	4.5	14
TOT	269-14	3135	11.7	377-843	.447	223-298	.748	245	539	784	2.9	136	566-5	65	173	97	979	3.6	21

THREE-POINT FG: '85-86, 0-4 (.000); '86-87, 0-2 (.000); '87-88, 1-2 (.500); '88-89, 1-9 (.111); '89-90, 0-4 (.000). TOTAL, 2-21 (.095)

YEAR	GP-GS	MIN	AVG	FGM-FGA	PCT	FTM-FTA	PCT	- REBOUNDS -			AVG	AST	PF-D	STL	TO	BLK	PTS	AVG	HI
								OFF	DEF	TOT									
85-86	6-0	18	3.0	2-6	.333	2-2	1.000	4	1	5	0.8	0	4-0	0	0	0	7	1.2	3
86-87	4-0	47	11.8	6-12	.500	3-5	.600	4	6	10	2.5	4	9-0	0	3	3	15	3.8	10
87-88	6-0	14	2.3	0-4	.000	0-0	—	3	1	4	0.7	1	5-0	1	1	0	0	0.0	0
89-90	3-0	25	8.3	1-5	.200	0-0	—	0	3	3	1.0	1	5-0	0	2	1	2	0.7	2
TOT	9-0	104	5.5	9-27	.333	5-7	.714	11	11	22	1.2	6	23-0	1	6	4	24	1.3	10

THREE-POINT FG: '85-86, 1-1 (1.000); '86-87, NONE ATTEMPTED; '87-88, NONE ATTEMPTED; '89-90, NONE ATTEMPTED. TOTAL, 1-1 (1.000)

WEST, MARK #45

6-10 CENTER • D-1983 2ND RND (30TH OVERALL) • OLD DOMINION '83 • BORN 11/5/60 • WAIVED 10/23/84

YEAR	GP-GS	MIN	AVG	FGM-FGA	PCT	FTM-FTA	PCT	- REBOUNDS -			AVG	AST	PF-D	STL	TO	BLK	PTS	AVG	HI
								OFF	DEF	TOT									
83-84	34-0	202	5.9	15-42	.357	7-22	.318	19	27	46	1.4	13	55-0	1	12	15	37	1.1	6

Three-point FG: None Attempted.

YEAR	GP-GS	MIN	AVG	FGM-FGA	PCT	FTM-FTA	PCT	- REBOUNDS -			AVG	AST	PF-D	STL	TO	BLK	PTS	AVG	HI
								OFF	DEF	TOT									
83-84	4-0	32	8.0	5-9	.556	2-3	.667	0	7	7	1.8	3	11-1	0	3	3	12	3.0	5

Three-point FG: None Attempted.

WELLS, BUBBA #35

6-5 FORWARD/GUARD • D-1997 2ND RND (35TH OVERALL) • AUSTIN PEAY '97 • BORN 7/26/74 • TRADED TO PHOENIX WITH MARTIN MÜÜRSEPP, THE DRAFT RIGHTS TO PAT GARRITY AND A FUTURE DRAFT CHOICE FOR STEVE NASH 6/24/98

YEAR	GP-GS	MIN	AVG	FGM-FGA	PCT	FTM-FTA	PCT	- REBOUNDS -			AVG	AST	PF-D	STL	TO	BLK	PTS	AVG	HI
								OFF	DEF	TOT									
97-98	39-2	395	10.1	48-116	.414	31-43	.721	22	46	68	1.7	34	40-1	15	31	4	128	3.3	21

THREE-POINT FG: '97-98, 1-6 (.167)

WHITE, RANDY #33 (1989-94), #52 (1992-93)

6-8 FORWARD • D-1989 1ST RND (8TH OVERALL) • LOUISIANA TECH '89 • BORN 11/4/67 • RIGHTS RENOUNCED 9/2/94

YEAR	GP-GS	MIN	AVG	FGM-FGA	PCT	FTM-FTA	PCT	- REBOUNDS -			AVG	AST	PF-D	STL	TO	BLK	PTS	AVG	HI
								OFF	DEF	TOT									
89-90	55-21	707	12.9	93-252	.369	50-89	.562	78	95	173	3.1	21	124-0	24	47	6	237	4.3	18
90-91	79-29	1901	24.1	265-665	.398	159-225	.707	173	331	504	6.4	63	308-6	81	131	44	695	8.8	24
91-92	65-12	1021	15.7	145-382	.380	124-162	.765	96	140	236	3.6	31	157-1	31	68	22	418	6.4	20
92-93	64-20	1433	22.4	235-540	.435	138-184	.750	154	216	370	5.8	49	226-4	63	108	45	618	9.7	31
93-94	18-31	320	17.8	45-112	.402	19-33	.576	30	53	83	4.6	11	46-0	10	18	10	115	6.4	17
TOT	281-661	5382	19.2	783-1951	.401	490-693	.707	531	835	1366	4.9	175	861-11	209	372	127	2083	7.4	31

THREE-POINT FG: '89-90, 1-14 (.071); '90-91, 6-37 (.162); '91-92, 4-27 (.148); '92-93, 10-42 (.238); '93-94, 6-20 (.300). TOTAL, 27-140 (.193)

YEAR	GP-GS	MIN	AVG	FGM-FGA	PCT	FTM-FTA	PCT	- REBOUNDS -			AVG	AST	PF-D	STL	TO	BLK	PTS	AVG	HI
								OFF	DEF	TOT									
89-90	1-0	2	2.0	0-0	—	0-0	—	0	0	0	0.0	0	0-0	0	0	0	0.0	0	

Three-point FG: None Attempted.



**WHITEHEAD, JEROME #54**

6-10 FORWARD/CENTER • DISPERSAL CHOICE FROM UTAH • MARQUETTE '78 • BORN 11/30/56 • TRADED TO CLEVELAND WITH RICHARD WASHINGTON FOR BILL ROBINZINE, ATLANTA'S 1983 FIRST AND CLEVELAND'S 1986 FIRST-ROUND CHOICE 10/30/80

YEAR	GP-GS	MIN	AVG	FGM-FGA	PCT	FTM-FTA	- REBOUNDS -			TOT	AVG	AST	PF-D	STL	TO	BLK	PTS	AVG	HI
							PCT	OFF	DEF										
80-81	7-4	118	16.9	16-38	.421	5-11	.455	8	20	28	4.0	2	16-0	4	11	1	37	5.3	14

Three-point FG: None Attempted.

WILEY, MORLON #20

6-4 GUARD • D-1988 2ND RND (46TH OVERALL) • LONG BEACH STATE '88 • BORN 9/24/66 • CHOSEN BY ORLANDO IN EXPANSION DRAFT 6/15/89 • SIGNED 10-DAY CONTRACT 2/16/93 • SIGNED FOR REMAINDER OF SEASON 3/8/93 • SIGNED ONE-YEAR CONTRACT 10/7/93 • WAIVED 11/2/93 • SIGNED FOR REMAINDER OF SEASON 3/31/94 • SIGNED ONE-YEAR CONTRACT 10/6/94 • TRADED TO HOUSTON WITH 1995 SECOND-ROUND CHOICE FOR SCOTT BROOKS 2/23/95

YEAR	GP-GS	MIN	AVG	FGM-FGA	PCT	FTM-FTA	- REBOUNDS -			TOT	AVG	AST	PF-D	STL	TO	BLK	PTS	AVG	HI
							PCT	OFF	DEF										
88-89	51-1	408	8.0	46-114	.404	13-16	.813	13	34	47	1.5	176	61-0	25	34	6	111	2.2	10
92-93	33-13	641	19.4	70-173	.405	12-18	.667	20	36	56	3.0	100	78-2	39	51	1	191	5.8	15
93-94	12-0	124	10.3	6-21	.286	0-0	—	0	6	6	1.3	16	17-0	13	11	0	14	1.2	5
94-95	38-2	407	10.7	47-111	.423	7-10	.700	6	33	39	1.8	69	44-0	21	19	1	130	3.4	14
TOT	134-16	1580	11.8	169-419	.403	32-44	.727	39	109	148	1.9	261	200-2	98	115	8	446	3.3	15

Three-point FG: '88-89, 6-24 (.250); '92-93, 39-103 (.379); '93-94, 2-6 (.333); '94-95, 29-75 (.387). Total, 76-208 (.365)

WILLIAMS, DERON #8

6-3 GUARD • ILLINOIS • BORN 6/26/84 • FREE AGENT SIGNEE 7/14/15 • RE-SIGNED 7/8/16 • WAIVED 2/23/17

YEAR	GP-GS	MIN	AVG	FGM-FGA	PCT	FTM-FTA	- REBOUNDS -			TOT	AVG	AST	PF-D	STL	TO	BLK	PTS	AVG	HI
							PCT	OFF	DEF										
15-16	65-63	2106	32.4	321-775	.414	179-206	.869	19	171	190	2.9	378	155-0	61	150	14	918	14.1	31
16-17	40-40	1171	29.3	195-453	.430	69-84	.821	13	89	102	2.6	274	96-1	25	98	2	522	13.1	25
TOT	105-103	3277	31.2	516-1228	.420	248-290	.855	32	260	292	2.8	652	251-1	86	248	16	1440	13.7	31

Three-point FG: '15-16, 97-282 (.344); '16-17, 63-181 (.348). Total, 160-463 (.346)

YEAR	GP-GS	MIN	AVG	FGM-FGA	PCT	FTM-FTA	NBA PLAYOFF STATISTICS			TOT	AVG	AST	PF-D	STL	TO	BLK	PTS	AVG	HI
							PCT	OFF	DEF										
15-16	3-3	49	16.4	6-18	.333	0-0	—	0	2	2	0.7	8	6-0	1	7	0	15	5.0	13

Three-point FG: 3-7 (.429)

WILLIAMS, HERB #32

6-11 FORWARD/CENTER • OHIO STATE '81 • BORN 2/16/58 • ACQUIRED FROM INDIANA FOR DETLEF SCHREMPF AND DALLAS' 1990 SECOND-ROUND CHOICE 2/21/89 • COMPLETED CONTRACT 4/92

YEAR	GP-GS	MIN	AVG	FGM-FGA	PCT	FTM-FTA	- REBOUNDS -			TOT	AVG	AST	PF-D	STL	TO	BLK	PTS	AVG	HI
							PCT	OFF	DEF										
88-89	30-20	903	30.1	78-197	.396	43-68	.632	48	149	197	6.6	36	80-2	15	41	54	199	6.6	15
89-90	81-19	2199	27.1	295-665	.444	108-159	.679	76	315	391	4.8	119	243-4	51	106	106	700	8.6	21
90-91	60-36	1832	30.5	332-655	.507	83-130	.638	86	271	357	6.0	95	197-3	30	113	88	747	12.5	31
91-92	75-26	2040	27.2	367-851	.431	124-171	.725	106	348	454	6.1	94	189-2	35	114	98	859	11.5	26
TOT	246-101	6974	28.3	1072-2368	.453	358-528	.678	316	1083	1399	5.7	344	709-11	131	374	346	2505	10.2	31

THREE-POINT FG: '88-89, 0-2 (.000); '89-90, 2-9 (.222); '90-91, 0-4 (.000); '91-92, 1-6 (.167). TOTAL, 3-21 (.143)

YEAR	GP-GS	MIN	AVG	FGM-FGA	PCT	FTM-FTA	NBA PLAYOFF STATISTICS			TOT	AVG	AST	PF-D	STL	TO	BLK	PTS	AVG	HI
							PCT	OFF	DEF										
89-90	3-0	81	27.0	14-23	.609	13-16	.813	4	9	13	4.3	5	16-1	1	3	2	41	13.7	17

Three-point FG: None Attempted.

WILLIAMS, JOHN "HOT ROD" #18

6-11 CENTER • TULANE '85 • BORN 8/9/62 • FREE AGENT SIGNEE 1/22/99 • TRADED TO BOSTON WITH ROBERT PACK AND CASH FOR DANA BARROS (PART OF 4-TEAM, 9-PLAYER TRADE) 8/16/00

YEAR	GP-GS	MIN	AVG	FGM-FGA	PCT	FTM-FTA	- REBOUNDS -			TOT	AVG	AST	PF-D	STL	TO	BLK	PTS	AVG	HI
							PCT	OFF	DEF										
98-99	25-11	403	16.1	11-33	.333	7-10	.700	36	47	83	3.3	15	49-0	13	13	18	29	1.2	6
99-00																			

THREE-POINT FG: NONE ATTEMPTED Three-point FG: None Attempted.

WILLIAMS, LORENZO #44

6-9 CENTER/FORWARD • STETSON '91 • BORN 7/15/69 • FREE AGENT SIGNEE 2/14/94 • RIGHTS RENOUNCED 7/17/96

YEAR	GP-GS	MIN	AVG	FGM-FGA	PCT	FTM-FTA	- REBOUNDS -			TOT	AVG	AST	PF-D	STL	TO	BLK	PTS	AVG	HI
							PCT	OFF	DEF										
93-94	34-11	678	19.9	48-103	.466	12-28	.429	92	117	209	6.1	23	87-0	15	21	41	108	3.2	11
94-95	82-81	2383	29.1	145-304	.477	38-101	.376	291	399	690	8.4	124	306-6	52	105	148	328	4.0	19
95-96	65-61	1806	27.8	87-214	.407	24-70	.343	234	287	521	8.0	85	226-9	48	78	122	198	3.0	10
TOT	181-153	4867	26.9	280-621	.451	74-199	.372	617	803	1420	7.8	232	619-15	115	204	311	634	3.5	19

THREE-POINT FG: '93-94, NONE ATTEMPTED; '94-95, NONE ATTEMPTED; '95-96, 0-1 (.000). TOTAL, 0-1 (.000)



**WILLIAMS, SCOTT #42**

6-10 CENTER • NORTH CAROLINA '90 • BORN 3/21/68 • AWARDED TO DALLAS ON A WAIVER CLAIM 1/30/04 • COMPLETED CONTRACT 6/1/04

YEAR	GP-GS	MIN	AVG	FGM-FGA	PCT	FTM-FTA	PCT	- REBOUNDS -			AVG	AST	PF-D	STL	TO	BLK	PTS	AVG	HI
								OFF	DEF	TOT									
03-04	27-11	260	9.6	37-85	.435	7-14	.500	15	45	60	2.2	17	95-0	20	16	16	198	4.6	16
THREE-POINT FG: 0-1 (.000)																			
NBA PLAYOFF STATISTICS																			
03-04	3-0	11	3.7	0-4	.000	0-0	.000	2	2	4	1.3	0	3-0	0	0	1	0	0.0	0
Three-point FG: None Attempted.																			

WILLIAMS, SEAN #32

6-10 FORWARD/CENTER • BOSTON COLLEGE • BORN 9/13/86 • FREE AGENT SIGNEE 12/21/11 • WAIVED 3/22/12

YEAR	GP-GS	MIN	AVG	FGM-FGA	PCT	FTM-FTA	PCT	- REBOUNDS -			AVG	AST	PF-D	STL	TO	BLK	PTS	AVG	HI
								OFF	DEF	TOT									
11-12	8-0	65	8.1	12-16	.750	5-6	.833	9	4	13	1.6	2	14-0	1	7	5	29	3.6	12
Three-point FG: None Attempted.																			

WILLIAMS, SHAWNE #4

6-9 FORWARD • MEMPHIS '09 • BORN 2/16/86 • TRADED TO DALLAS FROM INDIANA IN EXCHANGE FOR EDDIE JONES (10/10/08) • TRADED TO NEW JERSEY ALONG WITH KRIS HUMPHRIES FOR EDUARDO NAJERA 1/11/10

YEAR	GP-GS	MIN	AVG	FGM-FGA	PCT	FTM-FTA	PCT	- REBOUNDS -			AVG	AST	PF-D	STL	TO	BLK	PTS	AVG	HI
								OFF	DEF	TOT									
08-09	15-0	170	11.3	16-56	.286	9-11	.818	19	27	46	3.1	2	19-0	2	5	9	42	2.8	7
09-10	DID NOT PLAY																		
TOT	15-0	170	11.3	16-56	.286	9-11	.818	19	27	46	3.1	2	19-0	2	5	9	42	2.8	7
THREE-POINT FG: '08-09, 1-17 (.059); '09-10, NONE ATTEMPTED. TOTAL, 1-17 (.059).																			

WILLIAMS, WALT #43

6-8 GUARD/FORWARD • MARYLAND '92 • BORN 4/16/70 • FREE AGENT SIGNEE 10/18/02 • COMPLETED CONTRACT 5/03

YEAR	GP-GS	MIN	AVG	FGM-FGA	PCT	FTM-FTA	PCT	- REBOUNDS -			AVG	AST	PF-D	STL	TO	BLK	PTS	AVG	HI
								OFF	DEF	TOT									
02-03	66-1	1161	17.6	134-341	.393	31-50	.620	53	154	207	3.1	59	141-0	42	35	26	363	5.5	18
THREE-POINT FG: 64-171 (.374)																			
NBA PLAYOFF STATISTICS																			
02-03	15-3	227	15.1	32-81	.395	7-7	1.000	12	31	43	2.9	15	28-0	5	17	12	85	5.7	17
THREE-POINT FG: 14-41 (.341)																			

WILLIS, KEVIN #44

7-0 CENTER • MICHIGAN STATE '84 • BORN 9/6/62 • FREE AGENT SIGNEE 4/2/07 • COMPLETED CONTRACT 5/07

YEAR	GP-GS	MIN	AVG	FGM-FGA	PCT	FTM-FTA	PCT	- REBOUNDS -			AVG	AST	PF-D	STL	TO	BLK	PTS	AVG	HI
								OFF	DEF	TOT									
06-07	5-0	43	8.6	5-13	.385	2-2	1.000	2	6	8	1.6	1	11-0	2	2	1	12	2.4	6
Three-point FG: None Attempted.																			

WITHEY, JEFF #17

7-0 CENTER • KANSAS • BORN 3/7/90 • FREE AGENT SIGNEE 8/21/17 • WAIVED 12/19/17

YEAR	GP-GS	MIN	AVG	FGM-FGA	PCT	FTM-FTA	PCT	- REBOUNDS -			AVG	AST	PF-D	STL	TO	BLK	PTS	AVG	HI
								OFF	DEF	TOT									
17-18	10-0	39	3.9	6-16	.375	1-2	.500	1	9	10	1.0	0	3-0	0	2	3	15	1.5	4
Three-point FG: 2-10 (.200)																			

WOOD, AL #4

6-6 GUARD • NORTH CAROLINA '81 • BORN 6/2/58 • ACQUIRED FROM SEATTLE FOR DALE ELLIS 7/23/86 • WAIVED 11/17/87

YEAR	GP-GS	MIN	AVG	FGM-FGA	PCT	FTM-FTA	PCT	- REBOUNDS -			AVG	AST	PF-D	STL	TO	BLK	PTS	AVG	HI
								OFF	DEF	TOT									
86-87	54-0	657	12.2	121-310	.390	109-139	.784	39	55	94	1.7	34	83-0	19	34	11	358	6.6	25
Three-point FG: 7-25 (.280)																			

WOOD, DAVID #10

6-9 FORWARD • NEVADA-RENO '87 • BORN 11/30/64 • FREE AGENT SIGNEE 2/1/96 • RIGHTS RENOUNCED 7/17/96

YEAR	GP-GS	MIN	AVG	FGM-FGA	PCT	FTM-FTA	PCT	- REBOUNDS -			AVG	AST	PF-D	STL	TO	BLK	PTS	AVG	HI
								OFF	DEF	TOT									
95-96	37-0	642	17.4	67-154	.435	29-40	.725	42	91	133	3.6	27	118-5	16	19	9	182	4.9	19
Three-point FG: 19-59 (.322)																			



**WRIGHT, ANTOINE #21**

6-7 GUARD/FORWARD • TEXAS A&M '05 • 2/6/84 • ACQUIRED WITH JASON KIDD AND MALIK ALLEN FROM NEW JERSEY FOR DEVIN HARRIS, TRENTON HASSELL, KEITH VAN HORN, MAURICE AGER, DESAGANA DIOP AND TWO FIRST-ROUND PICKS 2/19/08 • TRADED WITH DEVEAN GEORGE TO TORONTO FOR SHAWN MARION, KRIS HUMPHRIES, NATHAN JAWAI AND CASH CONSIDERATIONS IN A DEAL THAT ALSO SENT GREG BUCKNER TO DALLAS FROM MEMPHIS IN EXCHANGE FOR JERRY STACKHOUSE AND CASH CONSIDERATIONS, A SECOND-ROUND PICK AND CASH CONSIDERATIONS FROM TORONTO TO MEMPHIS, AND HEDO TURKOGLU FROM ORLANDO TO TORONTO FOR CASH CONSIDERATIONS FROM DALLAS AND TORONTO 7/9/09

YEAR	GP-GS	MIN	AVG	FGM-FGA	PCT	FTM-FTA	PCT	- REBOUNDS -			TOT	AVG	AST	PF-D	STL	TO	BLK	PTS	AVG	HI
								OFF	DEF	DEF										
07-08	15-0	176	11.7	21-42	.500	5-9	.556	5	17	22	1.5	13	22-0	2	11	4	52	3.5	7	
08-09	65-53	1552	23.9	179-431	.415	71-95	.747	31	105	136	2.1	77	172-2	46	54	27	474	7.3	24	
TOT	80-53	1728	21.6	200-473	.423	76-104	.731	36	122	158	2.0	90	194-2	48	65	31	526	6.6	24	

THREE-POINT FIELD GOALS: '07-08, 5-9 (.556); '08-09, 45-149 (.302). TOTAL, 50-158 (.316)

NBA PLAYOFF STATISTICS																				
YEAR	GP-GS	MIN	AVG	FGM-FGA	PCT	FTM-FTA	PCT	- REBOUNDS -			TOT	AVG	AST	PF-D	STL	TO	BLK	PTS	AVG	HI
								OFF	DEF	DEF										
07-08	1-0	7	7.0	0-0	---	0-0	---	0	1	1	1.0	0	0-0	0	2	0	0	0.0	0	
08-09	10-5	167	16.7	21-43	.488	9-11	.818	5	8	13	1.3	10	30-0	3	4	2	59	5.9	10	
TOT	11-5	174	15.8	21-43	.488	9-11	.818	5	9	14	1.3	10	30-0	3	6	2	59	5.4	10	

THREE-POINT FG: '07-08, NONE ATTEMPTED; '08-09, 9-21 (.429). TOTAL, 9-21 (.429)

WRIGHT, BRANDAN #34

6-10 CENTER/FORWARD • NORTH CAROLINA • BORN 10/5/87 • FREE AGENT SIGNEE 12/9/11 • RE-SIGNED 7/25/13 • TRADED WITH JAE CROWDER, JAMEER NELSON, A 2015 FIRST ROUND PICK AND A 2016 SECOND ROUND PICK TO BOSTON IN EXCHANGE FOR RAJON RONDO AND DWIGHT POWELL 12/18/14

YEAR	GP-GS	MIN	AVG	FGM-FGA	PCT	FTM-FTA	PCT	- REBOUNDS -			TOT	AVG	AST	PF-D	STL	TO	BLK	PTS	AVG	HI
								OFF	DEF	DEF										
11-12	49-0	791	16.1	144-233	.618	52-82	.634	62	112	174	3.6	13	61-0	22	21	63	340	6.9	17	
12-13	64-16	1149	18.0	241-404	.597	59-96	.615	85	175	260	4.1	38	78-0	26	34	76	541	8.5	23	
13-14	58-0	1077	18.6	224-331	.677	77-106	.726	102	142	244	4.2	31	94-0	32	35	55	525	9.1	23	
14-15	27-0	505	18.7	101-135	.748	36-48	.750	51	59	110	4.1	10	44-0	17	13	42	238	8.8	14	
TOT	198-16	3522	17.8	710-1103	.644	224-332	.675	300	488	788	4.0	92	277-0	97	103	236	1644	8.3	23	

Three-point FG: '11-12, 0-1 (.000); '12-13, 0-3 (.000); '13-14, None Attempted; '14-15, None Attempted. Total, 0-4 (.000)

NBA PLAYOFF STATISTICS																				
YEAR	GP-GS	MIN	AVG	FGM-FGA	PCT	FTM-FTA	PCT	- REBOUNDS -			TOT	AVG	AST	PF-D	STL	TO	BLK	PTS	AVG	HI
								OFF	DEF	DEF										
11-12	4-0	27	6.8	2-5	.400	1-2	.500	2	3	5	1.3	0	4-0	1	3	1	5	1.3	2	
13-14	6-0	90	15.0	15-18	.833	3-6	.500	5	7	12	2.0	8	8-0	2	2	6	33	5.5	11	
TOT	10-0	117	11.7	17-23	.739	4-8	.500	7	10	17	1.7	8	12-0	3	5	7	38	3.8	11	

Three-point FG: None Attempted.

WRIGHT, CHRIS #8

6-1 GUARD • GEORGETOWN • BORN 11/4/89 • SIGNED TO A 10-DAY CONTRACT BY DALLAS 3/13/13 • CONTRACT EXPIRED 3/25/13

YEAR	GP-GS	MIN	AVG	FGM-FGA	PCT	FTM-FTA	PCT	- REBOUNDS -			TOT	AVG	AST	PF-D	STL	TO	BLK	PTS	AVG	HI
								OFF	DEF	DEF										
12-13	3-0	4	1.3	1-2	.500	0-0	---	0	0	0	0.0	0	0-0	0	1	0	2	0.7	2	

Three-point FG: None Attempted.

WRIGHT, DELON #55

6-5 GUARD • UTAH • BORN 4/26/92 • ACQUIRED FROM MEMPHIS IN EXCHANGE FOR TWO FUTURE SECOND ROUND PICKS AND THE DRAFT RIGHTS TO SATNAM SINGH • TRADED FROM DALLAS TO DETRIOT IN A THREE-TEAM DEAL WHICH SAW THE MAVERICKS SEND JUSTIN JACKSON TO OKLAHOMA CITY, THE PISTONS DEAL TREVOR ARIZA TO THE THUNDER, AND OKLAHOMA CITY ACQUIRE A 2023 SECOND ROUND PICK (BEST FROM EITHER DALLAS OR MIAMI) AND A 2026 SECOND ROUND DRAFT FROM DALLAS

YEAR	GP-GS	MIN	AVG	FGM-FGA	PCT	FTM-FTA	PCT	- REBOUNDS -			TOT	AVG	AST	PF-D	STL	TO	BLK	PTS	AVG	HI
								OFF	DEF	DEF										
19-20	73-5	1570	21.5	190-411	.462	77-100	.770	70	210	280	3.8	244	93-0	85	73	22	504	6.9	20	

Three-point FG: 47-127 (.370)

NBA PLAYOFF STATISTICS																				
YEAR	GP-GS	MIN	AVG	FGM-FGA	PCT	FTM-FTA	PCT	- REBOUNDS -			TOT	AVG	AST	PF-D	STL	TO	BLK	PTS	AVG	HI
								OFF	DEF	DEF										
19-20	4-0	53	13.3	6-10	.600	3-5	.600	1	2	3	0.8	7	2-0	5	5	0	16	4.0	11	

Three-point FG: 1-2 (.500)

WRIGHT, HOWARD #34

6-8 FORWARD • STANFORD '89 • BORN 12/20/67 • SIGNED 10-DAY CONTRACT 1/5/91 • SIGNED SECOND 10-DAY CONTRACT 1/15/91 • RELEASED 1/23/91

YEAR	GP-GS	MIN	AVG	FGM-FGA	PCT	FTM-FTA	PCT	- REBOUNDS -			TOT	AVG	AST	PF-D	STL	TO	BLK	PTS	AVG	HI
								OFF	DEF	DEF										
90-91	3-0	8	2.7	2-3	.667	2-2	1.000	1	1	2	0.7	0	2-0	1	0	0	6	2.0	4	

Three-point FG: 0-1 (.000)





YI, JIANLIAN #9

7-0 FORWARD • CHINA • BORN 10/27/87 • FREE AGENT SIGNEE 1/6/12 • COMPLETED CONTRACT 6/30/12
SIGNED BY THE LAKERS 8/6/90

- REBOUNDS -

YEAR	GP-GS	MIN	AVG	FGM-FGA	PCT	FTM-FTA	PCT	OFF	DEF	TOT	AVG	AST	PF-D	STL	TO	BLK	PTS	AVG	HI
11-12	30-0	203	6.8	31-82	.378	14-21	.667	12	37	49	1.6	5	23-0	7	14	8	79	2.6	8

THREE-POINT FG: 3-10 (.300)

NBA PLAYOFF STATISTICS

YEAR	GP-GS	MIN	AVG	FGM-FGA	PCT	FTM-FTA	PCT	OFF	DEF	TOT	AVG	AST	PF-D	STL	TO	BLK	PTS	AVG	HI
11-12	1-0	5	5.0	1-3	.333	0-1	.000	0	2	2	2.0	0	0-0	1	0	0	2	2.0	2

THREE-POINT FG: 0-1 (.000)





DRAFT RECAPS

2021 DRAFT

RD	OVERALL	PLAYER	POS.	HT.	COLLEGE
NO SELECTIONS					

2020 DRAFT

RD	OVERALL	PLAYER	POS.	HT.	COLLEGE
1	18	JOSH GREEN	G/F	6-6	ARIZONA
2	31	TYRELL TERRY	G	6-2	STANFORD

2019 DRAFT

RD	OVERALL	PLAYER	POS.	HT.	COLLEGE
2#	37	DEIVIDAS SIRVYDIS	G	6-8	LITHUANIA

DRAFT RIGHTS TRADED TO DETROIT IN EXCHANGE FOR THE DRAFT RIGHTS TO THE 45TH OVERALL PICK ISAAH ROBY AND TWO FUTURE SECOND ROUND PICKS.

2018 DRAFT

RD	OVERALL	PLAYER	POS.	HT.	COLLEGE
1#	5	TRAE YOUNG	G	6-2	OKLAHOMA
2	33	JALEN BRUNSON	G	6-3	VILLANOVA
2\$	54	SHAKE MILTON	G	6-6	SMU

DRAFT RIGHTS TRADED TO ATLANTA FOR THE DRAFT RIGHTS TO LUKA DONČIĆ (3RD OVERALL PICK) AND A PROTECTED 2019 FIRST ROUND PICK.

\$ DRAFT RIGHTS TRADED TO PHILADELPHIA FOR THE DRAFT RIGHTS TO THE 56TH OVERALL PICK RAY SPALDING AND THE 60TH OVERALL SELECTION KOSTAS ANTETOKOUNMPO.

2017 DRAFT

RD	OVERALL	PLAYER	POS.	HT.	COLLEGE
1	9	DENNIS SMITH JR.	G	195	NORTH CAROLINA STATE

2016 DRAFT

RD	OVERALL	PLAYER	POS.	HT.	COLLEGE
2	46	A.J. HAMMONS	C	7-0	PURDUE

2015 DRAFT

RD	OVERALL	PLAYER	POS.	HT.	COLLEGE
1	21	JUSTIN ANDERSON	G	6-6	VIRGINIA
2	52	SATNAM SINGH	C	7-2	INDIA

2014 DRAFT

RD	OVERALL	PLAYER	POS.	HT.	COLLEGE
NO SELECTIONS					

2013 DRAFT

RD	OVERALL	PLAYER	POS.	HT.	COLLEGE
1#	13	KELLY OLYNYK	C	7-0	GONZAGA
2\$	44	MIKE MUSCALA	F	6-11	BUCKNELL

DRAFT RIGHTS TRADED TO BOSTON FOR THE DRAFT RIGHTS TO LUCAS NOGUEIRA (16TH SELECTION) AND TWO FUTURE SECOND-ROUND PICKS.

\$ DRAFT RIGHTS TRADED TO ATLANTA WITH THE DRAFT RIGHTS TO LUCAS NOGUEIRA (16TH SELECTION) AND JARED CUNNINGHAM FOR THE DRAFT RIGHTS TO SHANE LARKIN (18TH SELECTION).



**2012 DRAFT**

RD	OVERALL	PLAYER	POS.	HT.	COLLEGE
1#	17	TYLER ZELLER	C	7-0	NORTH CAROLINA
2\$	55	DARIUS JOHNSON-ODOMG	6-2	MARQUETTE	

DRAFT RIGHTS TRADED TO CLEVELAND FOR THE DRAFT RIGHTS TO JARED CUNNINGHAM (24TH SELECTION), BERNARD JAMES (33RD PICK) AND JAE CROWDER (34TH SELECTION).

\$ DRAFT RIGHTS TRADED TO L.A. LAKERS FOR CASH CONSIDERATIONS.

2011 DRAFT

RD	OVERALL	PLAYER	POS.	HT.	COLLEGE
1#	26	JORDAN HAMILTON	F	6-7	TEXAS
2#	57	TANGUY NGOMBO	G	6-4	CONGO

ACQUIRED RUDY FERNANDEZ ALONG WITH THE RIGHTS TO PETTERI KOPONEN FROM PORTLAND IN A DEAL THAT SENT THE DRAFT RIGHTS TO JORDAN HAMILTON (26TH OVERALL SELECTION) AND ANDRE MILLER TO DENVER AND ADDITIONALLY, SENT THE DRAFT RIGHTS TO TANGUY NGOMBO (57TH OVERALL SELECTION) AND RAYMOND FELTON TO PORTLAND.

2010 DRAFT

RD	OVERALL	PLAYER	POS.	HT.	COLLEGE
2#	50	SOLOMON ALABI	C	7-1	FLORIDA STATE

DRAFT RIGHTS TRADED TO TORONTO FOR A 2013 SECOND-ROUND PICK AND CASH CONSIDERATIONS.

2009 DRAFT

RD	OVERALL	PLAYER	POS.	HT.	COLLEGE
1#	24	BJ MULLENS	C	7-0	OHIO STATE
2	56	AHMAD NIVINS	F	6-9	SAINT JOSEPH'S

DRAFT RIGHTS TRADED TO OKLAHOMA CITY FOR DRAFT RIGHTS TO RODRIGUE BEAUBOIS (25TH SELECTION) AND A SECOND-ROUND PICK.

2008 DRAFT

RD	OVERALL	PLAYER	POS.	HT.	COLLEGE
2	51	SHAN FOSTER	G	6-6	VANDERBILT

2007 DRAFT

RD	OVERALL	PLAYER	POS.	HT.	COLLEGE
2	34	NICK FAZEKAS	F	7-0	NEVADA-RENO
2	50	RENALDAS SEIBUTIS	G	6-5	LITHUANIA
2#	60	MILOVAN RAKOVIC	F	6-8	NORTH CAROLINA

DRAFT RIGHTS TRADED TO THE ORLANDO MAGIC FOR THE DRAFT RIGHTS TO REYSHAWN TERRY (44TH SELECTION).

2006 DRAFT

RD	OVERALL	PLAYER	POS.	HT.	COLLEGE
1	28	MAURICE AGER	G	6-5	MICHIGAN STATE
2#	58	J.R. PINNOCK	G	6-5	GEORGE WASHINGTON

DRAFT RIGHTS TRADED TO THE L.A. LAKERS FOR A FUTURE SECOND-ROUND PICK.

2005 DRAFT

RD	OVERALL	PLAYER	POS.	HT.	COLLEGE
NO SELECTIONS					

2004 DRAFT

RD	OVERALL	PLAYER	POS.	HT.	COLLEGE
2#	50	VASSILIS SPANOULIS	G	6-4	GREECE

DRAFT RIGHTS TRADED TO HOUSTON FOR THE DRAFT RIGHTS TO LUIS FLORES (55TH SELECTION).

2003 DRAFT

RD	OVERALL	PLAYER	POS.	HT.	COLLEGE
1	29	JOSH HOWARD	G/F	6-7	WAKE FOREST '03
2#	57	XUE YUYANG	C	7-0	CHINA

DRAFT RIGHTS TRADED TO DENVER FOR A 2004 SECOND-ROUND PICK.



**2002 DRAFT**

RD.....	OVERALL	PLAYER	POS.	HT.	COLLEGE
2	55	MLADEN SEKULARAC	F	6-8	YUGOSLAVIA

2001 DRAFT

RD.....	OVERALL	PLAYER	POS.	HT.	COLLEGE
2	44	KYLE HILL	G	6-2	EASTERN ILLINOIS '01
2	54	KENNY SATTERFIELD	G	6-2	CINCINNATI '03

2000 DRAFT

RD.....	OVERALL	PLAYER	POS.	HT.	COLLEGE
1	12	ETAN THOMAS	F	6-9	SYRACUSE '00
2#.....	31	DAN LANGHI	C	6-11	VANDERBILT '00
2\$.....	58	PETE MICKEAL	C	6-9	CINCINNATI '00

DRAFT RIGHTS TRADED TO HOUSTON FOR THE RIGHTS TO EDUARDO NAJERA (38TH SELECTION) AND A 2001 SECOND-ROUND PICK

\$ DRAFT RIGHTS TRADED TO NEW YORK ALONG WITH ERICK STRICKLAND FOR THE DRAFT RIGHTS TO DONNELL HARVEY (22ND SELECTION) AND FORWARD JOHN WALLACE.

1999 DRAFT

RD.....	OVERALL	PLAYER	POS.	HT.	COLLEGE
2	36	WANG ZHIZHI	C	7-1	CHINA
2#.....	40	GORDAN GIRICEK	G	6-5	CROATIA

TRADED TO SAN ANTONIO ALONG WITH A SECOND-ROUND PICK IN THE 2000 DRAFT FOR THE DRAFT RIGHTS TO LEON SMITH (FIRST-ROUND, 29TH OVERALL).

1998 DRAFT

RD.....	OVERALL	PLAYER	POS.	HT.	COLLEGE
1#.....	6	ROBERT TRAYLOR	F-C	6-8	MICHIGAN '99
2	30	ANSU SESAY	F	6-9	MISSISSIPPI '98
2	35	BRUNO SUNDOV C	7-2	CROATIA	
2	53	GREG BUCKNER G	6-4	CLEMSON '98	

TRADED TO MILWAUKEE FOR THE RIGHTS TO DIRK NOWITZKI AND PAT GARRITY.

1997 DRAFT

RD.....	OVERALL	PLAYER	POS.	HT.	COLLEGE
1#.....	15	KELVIN CATO	C	6-11	IOWA STATE '97
2	35	BUBBA WELLS	G	6-5	AUSTIN PEAY '97

TRADED TO PORTLAND FOR THE RIGHTS TO CHRIS ANSTEY AND MONETARY COMPENSATION.

1996 DRAFT

RD.....	OVERALL	PLAYER	POS.	HT.	COLLEGE
1	9	SAMAKI WALKER	F	6-9	LOUISVILLE '98
2	34	SHAWN HARVEYG	6-4	W. VA. ST. '96	
2	58	DARNELL ROBINSON	C	6-11	ARKANSAS '97

1995 DRAFT

RD.....	OVERALL	PLAYER	POS.	HT.	COLLEGE
1	12	CHEROKEE PARKS	F-C	6-11	DUKE '95
1	24	LOREN MEYER	C	6-10	IOWA ST. '95

1994 DRAFT

RD.....	OVERALL	PLAYER	POS.	HT.	COLLEGE
1	2	JASON KIDD	G	6-4	CALIFORNIA '96
1	19	TONY DUMAS	G	6-6	MISSOURI-KC '94
2	28	DEON THOMAS F	6-8	ILLINOIS '94	



**1993 DRAFT**

RD.....	OVERALL	PLAYER	POS.	HT.	COLLEGE
1	4	JAMAL MASHBURN	F	6-8	KENTUCKY '94
2	28	LUCIOUS HARRIS	G	6-5	LONG BEACH ST. '93
2#.....	33	ERIC RILEY	C	7-0	MICHIGAN '93

TRADED TO HOUSTON FOR THE RIGHTS TO POPEYE JONES.

1992 DRAFT

RD.....	OVERALL	PLAYER	POS.	HT.	COLLEGE
1	4	JIM JACKSON	G	6-6	OHIO STATE '93
2	30	SEAN ROOKS	C	6-10	ARIZONA '92

1991 DRAFT

RD.....	OVERALL	PLAYER	POS.	HT.	COLLEGE
1	6	DOUG SMITH	F	6-10	MISSOURI '91
2	33	DONALD HODGE C	7-0	TEMPLE '92	
2	35	MIKE IUZZOLINOG	5-11	ST. FRANCIS (PA.) '91	

1990 DRAFT

RD.....	OVERALL	PLAYER	POS.	HT.	COLLEGE
2	49	PHIL HENDERSON	G	6-4	DUKE '90

1989 DRAFT

RD.....	OVERALL	PLAYER	POS.	HT.	COLLEGE
1	8	RANDY WHITE	F	6-8	LA. TECH '89
2	35	PAT DURHAM	F	6-8	COLORADO ST. '89
2	53	JEFF HODGE	G	6-2	S. ALABAMA '89

1988 DRAFT

RD.....	OVERALL	PLAYER	POS.	HT.	COLLEGE
2	46	MORLON WILEY G	6-4	LONG BEACH ST. '88	
2	49	JOSE VARGAS	F-C	6-10	LSU '88
3	70	JERRY JOHNSON	G	5-11	FLA. SOUTHERN '88.

1987 DRAFT

RD.....	OVERALL	PLAYER	POS.	HT.	COLLEGE
1	20	JIM FARMER	G	6-4	ALABAMA '87
2	26	STEVE ALFORD	G	6-2	INDIANA '87
3	66	MIKE RICHMOND	F	6-8	TEXAS-EL PASO '87
4	89	DAVID JOHNSONF	6-8	OKLAHOMA '87	
5	112	SAM HILL	C	6-9	IOWA STATE '87
6	135	QUINTAN GATES F	6-7	TEXAS-EL PASO '87	
7	158	GERALD WHITE	G	6-1	AUBURN '87

1986 DRAFT

RD.....	OVERALL	PLAYER	POS.	HT.	COLLEGE
1	7	ROY TARPLEY	F	6-11	MICHIGAN '86
2#.....	25	MARK PRICE	G	6-1	GEORGIA TECH '86
2	35	MILT WAGNER	G	6-5	LOUISVILLE '86
3	62	ANTHONY WELCH	F	6-9	ILLINOIS '86
4	85	MYRON JACKSON	G	6-3	UALR '86
5	108	JAY BILAS	F	6-8	DUKE '86
6	131	GREG ANDERSON	C	6-11	LAMAR '86
7	154	KIM COOKSEY	G	6-3	MIDDLE TENN. ST. '86

TRADED TO CLEVELAND FOR A 1989 SECOND-ROUND CHOICE AND FUTURE CONSIDERATIONS.



**1985 DRAFT**

RD.....	OVERALL	PLAYER	POS.	HT.	COLLEGE
1	8	DETLEF SCHREMPF	G-F	6-10	WASHINGTON '85
1	16	BILL WENNINGTON	C	7-0	ST. JOHN'S '85
1	17	UWE BLAB	C	7-2	INDIANA '85
2	40	MARK ACRES	F	6-10	ORAL ROBERTS '85
3	50	LEONARD ALLEN	F-C	6-10	SAN DIEGO ST. '85
3	63	HAROLD KEELING	G	6-3	SANTA CLARA '85
4	86	BUBBA JENNINGS	G	5-11	TEXAS TECH '85
5	109	TOMMY DAVIS	G	6-4	MINNESOTA '85
6	132	CARLTON COOPER	G	6-4	TEXAS '85
7	155	ED CATCHINGS	F	6-7	UNLV '85

1984 DRAFT

RD.....	OVERALL	PLAYER	POS.	HT.	COLLEGE
1	4	SAM PERKINS	F-C	6-10	NO. CAROLINA '84
1	15	TERENCE STANSBURY	G	6-5	TEMPLE '84
2	38	CHARLIE SITTON	F	6-9	OREGON STATE '84
2	40	ANTHONY TEACHEY	F	6-9	WAKE FOREST '84
2	41	TOM SLUBY	G	6-4	NOTRE DAME '84
3	61	JEFF CROSS	C	6-10	MAINE '84
4	84	JOHN HARROCKS	C	7-0	NO. TEXAS ST. '84
5	107	DAVE WILLIAMS	C	7-2	ILL.-CHICAGO '84
6	130	LAVERNE EVANSG	6-3	MARSHALL '84	
7	153	GEORGE TURNER	G	6-2	CAL-IRVINE '84
8	176	LEROY SUTTON	G	6-5	ARKANSAS '84
9	198	JOHN TUDOR	F-G	6-6	LOUISIANA ST. '84
10	220	NAPOLEON JOHNSON	F	6-7	GRAMBLING '84

1983 DRAFT

RD.....	OVERALL	PLAYER	POS.	HT.	COLLEGE
1	9	DALE ELLIS	F	6-7	TENNESSEE '83
1	11	DEREK HARPER	G	6-4	ILLINOIS '84
2	30	MARK WEST	C	6-10	OLD DOMINION '83
2*	33	DIRK MINNIEFIELD	G	6-3	KENTUCKY '83
4	79	JOHNNY MARTIN	F-C	6-9	N'WESTERN ST. (LA.) '83
5	102	JIMMY LAMPLEY	C	6-10	UA-LITTLE ROCK '83
6	125	BILLY ALLEN	G	6-0	NEVADA-RENO '83
7	148	TERRELL SCHLUNDT	F	6-7	MARQUETTE '83
8	171	BILL SADLER	F	6-6	PEPPERDINE '83
9	194	SHERROD ARNOLD	G	5-11	CHICAGO STATE '83
10	217	CLYDE CORLEY	G-F	6-4	FLA. I'NATIONAL '83

*TRADED TO NEW JERSEY FOR A SECOND-ROUND CHOICE IN 1986 AND THE OPTION TO SWITCH 1987 SECOND-ROUND CHOICE WITH NEW JERSEY.

1982 DRAFT

RD.....	OVERALL	PLAYER	POS.	HT.	COLLEGE
1	4	BILL GARNETT	F	6-9	WYOMING '82
3	50	CORNY THOMPSON	F	6-8	CONNECTICUT '82
4	73	RUDY WOODS	C	6-11	TEXAS A&M '82
5	96	KENNY ARNOLD G	6-2	IOWA '82	
6	119	WAYNE WAGGONER	G	6-4	N'WESTERN ST. (LA.) '83
7	142	BOB GRADY	C	6-9	NORTHWESTERN '82
8	165	KEITH PETERSON	F	6-6	ARKANSAS '82
9	188	RALPH MCPHERSON	C-F	6-9	UT-ARLINGTON '82
10	211	ALBERT CULTONF	6-7	UT-ARLINGTON '82	



**1981 DRAFT**

RD	OVERALL	PLAYER	POS.	HT.	COLLEGE
1	1	MARK AGUIRRE	F	6-6	DEPAUL '82
1	9	ROLANDO BLACKMAN	G	6-6	KANSAS STATE '81
2	24	JAY VINCENT	F	6-7	MICHIGAN ST. '81
2	43	ELSTON TURNER	F	6-5	MISSISSIPPI '81
3	47	ART HOUSEY	C	6-10	KANSAS '81
4	70	EDDIE MOSS	G	6-2	SYRACUSE '81
5	93	PETE BUDKO	F	6-9	NO. CAROLINA '81
6	116	KARL BANKOWSKI	F	6-7	UTAH '81
7	139	DANNY DAVIS	F	6-7	UNC-WILMINGTON '81
8	162	DAVID KENNEDY	G	6-2	CINCINNATI '81
9	185	JOHN HOLLINDEN	C	7-6	EVANSVILLE '81
10	208	SCOTT BOSANKO	G	6-4	NO. STATE (S.D.) '81

1980 DRAFT

RD	OVERALL	PLAYER	POS.	HT.	COLLEGE
1	11	KIKI VANDEWEGHE	F	6-8	UCLA '80
2	34	ROOSEVELT BOUIE	C	6-11	SYRACUSE '80
3	57	DAVID BRITTON	G	6-4	TEXAS A&M '80
4	80	DAVID JOHNSON	F	6-8	WEBER STATE '80
5	103	DARRELL ALLUMS	F	6-8	UCLA '80
6	126	LEROY JACKSON	G	6-3	CAMERON (OK.) '80
7	149	TONY FORCH	G	6-5	MIDWESTERN STATE '80
8	169	CLARENCE KEA	F	6-7	LAMAR '80
9	189	KEN WILLIAMS	G	6-1	HOUSTON '80
10	206	TOM MORGAN	F	6-6	CS FULLERTON '80





ALL-TIME TRANSACTIONS

2020-21

- Nov. 18: Selected G/F Josh Green (1st round, 18th overall) and G Tyrell Terry (2nd round, 31st overall) in the 2020 NBA Draft. Acquired G Josh Richardson and the draft rights to F Tyler Bey (36th overall pick in 2020) from PHI in exchange for G Seth Curry.
- 27: As part of a three-team trade, acquired F James Johnson from OKC in a deal that sent G Delon Wright from DAL to DET, F Justin Jackson from DAL to OKC, F Trevor Ariza from DET to OKC, and a 2023 second round pick (best from either DAL or MIA) and a 2026 second round pick from DAL to OKC.
- 30: Signed first round pick Josh Green. Signed second round pick Tyler Bey to a two-way contract.
- Dec. 1: Signed second round pick Tyrell Terry. Re-signed G Jose Juan Barea. Signed G Nate Hinton to a two-way contract. Signed F Wes Iwundu, C Willie Cauley-Stein, G Trey Burke, F Freddie Gillespie and F Devonte Patterson.
- 10: Waived G Jose Juan Barea.
- 11: Signed G Courtney Lee.
- 18: Waived F Freddie Gillespie and F Devonte Patterson.
- 19: Waived G Courtney Lee.
- Feb. 2: Transferred F Tyler Bey and G Nate Hinton to the Long Island Nets (G League).
- 4: Flex-assigned G Tyrell Terry to the Memphis Hustle (G League).
- 11: Recalled F Tyler Bey from the Long Island Nets and transferred Bey to the Salt Lake City Stars (G League).
- 13: Recalled G Nate Hinton from the Long Island Nets and transferred Hinton to the Santa Cruz Warriors (G League).
- 17: Flex-assigned G/F Josh Green to the Salt Lake City Stars (G League).
- March 6: Recalled G/F Josh Green and F Tyler Bey from the Salt Lake City Stars (G League). Recalled G Tyrell Terry from the Memphis Hustle (G League).
- 10: Recalled G Nate Hinton from the Santa Cruz Warriors (G League).
- 26: Acquired G JJ Redick and F/C Nicolò Melli from NOP in exchange for F James Johnson, F Wes Iwundu, Dallas' second round pick in 2021 and cash considerations.

2019-20

- July 1: Signed G Trey Burke as a substitute player for the remainder of the 2019-20 season.
- Feb. 11: Signed F Michael Kidd-Gilchrist. Waived G/F Ryan Broekhoff.
- Jan. 25: Acquired C Willie Cauley-Stein from GS in exchange for UTA's 2020 second-round pick. Waived C Justin Patton.
- 24: Acquired C Justin Patton along with cash considerations from OKC in exchange for F Isaiah Roby.
- 6: Reassigned F Isaiah Roby to the Texas Legends (G League).
- Dec. 19: Recalled F Isaiah Roby from the Texas Legends (G League).
- 11: Reassigned F Isaiah Roby to the Texas Legends (G League).
- 4: Recalled F Isaiah Roby from the Texas Legends (G League).
- Nov. 25: Reassigned F Isaiah Roby to the Texas Legends (G League).
- 22: Recalled F Isaiah Roby from the Texas Legends (G League).
- 5: Reassigned F Isaiah Roby to the Texas Legends (G League).
- Oct. 31: Reassigned F Isaiah Roby to the Texas Legends (G League).
- 30: Recalled F Isaiah Roby from the Texas Legends (G League).
- 28: Assigned F Isaiah Roby to the Texas Legends (G League).
- 19: Waived F Chad Brown.
- 17: Signed F Chad Brown.
- 15: Waived G Dakota Mathias and F Aric Holman.
- 12: Waived G Yudai Baba.
- Sept. 19: Signed G Yudai Baba.
- 3: Awarded F Aric Holman on waiver claim.
- Aug. 19: Re-signed G Jose Juan Barea.
- 7: Signed second-round pick Isaiah Roby.
- July 29: Signed G Josh Reaves to a two-way contract.
- 26: Signed G Dakota Mathias.
- 25: Signed G/F Antonius Cleveland to a two-way contract.
- 23: Signed C Boban Marjanović.
- 12: Signed F/C Kristaps Porzingis.
- 11: Re-signed F Dorian Finney-Smith.
- 10: Re-signed F Maxi Kleber. Signed G Seth Curry.
- 8: Acquired G Delon Wright from MEM in exchange for two future second-round draft picks and the draft rights to Satnam Singh.
- 6: Signed F/C Dwight Powell to a contract extension.
- June 26: Acquired the draft rights to the 2019 45th overall pick F Isaiah Roby and two future second-round picks from DET in exchange for the draft rights to the 37th overall selection G Deividas Sirvydis.





2018-19

June	21:	Acquired the draft rights to the 2018 third overall pick Luka Dončić from Atlanta in exchange for the draft rights to the 2018 fifth overall selection Trae Young and a protected 2019 first round pick. Selected Jalen Brunson in the second round (33rd overall pick) of the 2018 NBA Draft. Acquired the draft rights to the 2018 56th overall pick Ray Spalding and the 2018 60th overall selection Kostas Antetokounmpo from Philadelphia in exchange for the draft rights to the 2018 54th overall pick Shake Milton.
July	6:	Waived Kyle Collinsworth. Signed free agent DeAndre Jordan.
	9:	Signed first round pick Luka Dončić.
	13:	Signed second round pick Kostas Antetokounmpo to a two-way contract.
	16:	Signed second round pick Jalen Brunson.
	20:	Signed second round pick Ray Spalding.
	23:	Re-signed Dirk Nowitzki. Acquired the rights to Maarty Leunen and cash considerations from the L.A. Clippers in exchange for Johnathan Motley and the rights to Renaldas Seibutis. Signed free agent Ding Yanyuhang.
	30:	Signed free agent Daryl Macon to a two-way contract.
	31:	Signed free agent Terry Larrier.
Aug.	1:	Signed free agent Codi Miller-McIntyre.
	2:	Acquired Chinanu Onuaku from Houston in exchange for the rights to Maarty Leunen. In the deal, the Mavericks also received cash considerations and the right to swap the Warriors' 2020 second round pick (which was acquired by Dallas on 7/7/16) with the Rockets.
	3:	Re-signed Salah Mejri.
	6:	Signed free agent Ryan Broekhoff. Waived Chinanu Onuaku.
	8:	Signed free agent Devin Harris.
	9:	Waived Terry Larrier.
	10:	Signed free agent Jalen Jones.
Oct.	8:	Waived Jalen Jones and Codi Miller-McIntyre. Signed free agents Donte Ingram and Rashad Vaughn.
	10:	Waived Ding Yanyuhang.
	11:	Waived Donte Ingram and Rashad Vaughn.
	12:	Signed free agent Ding Yanyuhang.
	14:	Waived Ding Yanyuhang.
	29:	Assigned Ray Spalding to the Texas Legends (G League).
Jan.	28:	Recalled Ray Spalding from the Texas Legends (G League).
	31:	Acquired Kristaps Porzingis, Tim Hardaway Jr., Courtney Lee and Trey Burke from New York in exchange for Dennis Smith Jr., DeAndre Jordan, Wesley Matthews and two future first round draft picks. Waived Ray Spalding.
Feb.	7:	Acquired Justin Jackson and Zach Randolph from Sacramento in exchange for Harrison Barnes. Waived Salah Mejri.
	8:	Waived Zach Randolph.
	10:	Signed Salah Mejri.

2017-18

June	22:	Selected Dennis Smith Jr. in the first round (ninth overall pick) of the 2017 NBA Draft.
	28:	Traded DeAndre Liggins to Houston in exchange for cash considerations.
	29:	Traded Jarrod Uthoff to Houston in exchange for cash considerations.
July	3:	Signed free agent Johnathan Motley to a two-way contract.
	5:	Signed first round pick Dennis Smith Jr.
	6:	Re-signed Dirk Nowitzki.
	7:	Acquired Josh McRoberts, a future second round pick and cash considerations from Miami in exchange for A.J. Hammons.
	13:	Signed free agent Maxi Kleber.
	20:	Waived Nicolas Brussino.
Aug.	1:	Signed free agent Gian Clavell.
	3:	Signed free agent Brandon Ashley.
	7:	Signed free agent PJ Dozier.
	9:	Signed free agent Maalik Wayns.
	21:	Signed free agent Jeff Withey.
	28:	Signed Nerlens Noel.
Oct.	13:	Waived Brandon Ashley. Signed free agent Jameel Warney.
	14:	Waived PJ Dozier, Jameel Warney and Maalik Wayns.
	16:	Exercised the two-way player conversion option in the contract of Gian Clavell.
Nov.	17:	Waived Gian Clavell. Signed free agent Antonius Cleveland to a two-way contract.
Dec.	19:	Waived Antonius Cleveland and Jeff Withey. Signed free agent Kyle Collinsworth to a two-way contract.
Jan.	10:	Waived Kyle Collinsworth. Awarded two-way forward Jalen Jones via waiver claim.
	13:	Signed free agent Kyle Collinsworth to a 10-day contract.
	24:	Signed Kyle Collinsworth to a second 10-day contract.
Feb.	1:	Assigned Kyle Collinsworth to the Texas Legends (G League).
	8:	Signed free agent Kyle Collinsworth. As part of a three-team trade, acquired Doug McDermott from New York in a deal that sent Devin Harris from Dallas to Denver, Emmanuel Mudiay from Denver to New York, a 2018 second round pick from the Knicks to the Nuggets, and a 2018 second round pick from the Nuggets to the Mavericks.
	10:	Waived Josh McRoberts.
	26:	Signed free agent Scotty Hopson to a 10-day contract.
Mar.	11:	Signed free agent Jameel Warney to a 10-day contract.
	22:	Signed free agent Aaron Harrison to a 10-day contract.
Apr.	1:	Signed Aaron Harrison for the remainder of the season.





2016-17

June	23:	Selected A.J. Hammons in the second round (46th overall pick) of the 2016 NBA Draft.
July	7:	Acquired Andrew Bogut along with a future-second round pick from Golden State in exchange for a future conditional second-round pick. Acquired the rights to Stanko Barac from Indiana in exchange for Jeremy Evans, the rights to Emir Preldzic and cash considerations.
	8:	Signed free agent Dorian Finney-Smith. Signed rookie A.J. Hammons. Re-signed Deron Williams. Waived JaVale McGee. Signed Dwight Powell.
	9:	Signed free agent Harrison Barnes.
	15:	Signed free agents Nicolas Brussino, Jonathan Gibson and Seth Curry.
	20:	Signed free agent Quincy Acy.
	21:	Signed free agent Kyle Collinsworth.
	27:	Re-signed Dirk Nowitzki. Signed free agents Keith Hornsby and Jameel Warney.
Sept.	19:	Signed free agent C.J. Williams.
Oct.	16:	Waived Jameel Warney.
	17:	Signed free agent Jaleel Cousins.
	22:	Waived Kyle Collinsworth, Jaleel Cousins, Jonathan Gibson, Keith Hornsby and C.J. Williams.
Nov.	7:	Assigned A.J. Hammons to the Texas Legends (D-League). Recalled A.J. Hammons from the Texas Legends.
	12:	Reassigned A.J. Hammons to the Texas Legends (D-League).
	13:	Recalled A.J. Hammons from the Texas Legends (D-League).
	17:	Waived Quincy Acy. Signed free agent Jonathan Gibson.
	26:	Reassigned A.J. Hammons to the Texas Legends (D-League).
	27:	Recalled A.J. Hammons from the Texas Legends (D-League).
Dec.	27:	Waived Jonathan Gibson. Signed free agent Pierre Jackson.
Jan.	6:	Waived Pierre Jackson.
	8:	Assigned Nicolas Brussino and A.J. Hammons to the Texas Legends (D-League).
	15:	Recalled Nicolas Brussino from the Texas Legends (D-League). Signed Pierre Jackson to a 10-day contract.
	25:	Signed Pierre Jackson to a second 10-day contract. Recalled A.J. Hammons from the Texas Legends (D-League).
	27:	Reassigned Nicolas Brussino and A.J. Hammons to the Texas Legends (D-League).
	28:	Recalled Nicolas Brussino from the Texas Legends (D-League). Released Pierre Jackson from his 10-day contract. Signed free agent Yogi Ferrell to a 10-day contract.
Feb.	7:	Signed Yogi Ferrell to a multi-year deal.
	22:	Recalled A.J. Hammons from the Texas Legends (D-League).
	23:	Waived Deron Williams. Acquired Nerlens Noel from Philadelphia in exchange for Justin Anderson, Andrew Bogut and a 2017 protected first-round pick.
	26:	Signed Ben Bentil and Quinn Cook to 10-day contracts.
Mar.	4:	Reassigned Nicolas Brussino and A.J. Hammons to the Texas Legends (D-League).
	5:	Recalled Nicolas Brussino and A.J. Hammons from the Texas Legends (D-League).
	9:	Signed Manny Harris and Jarrod Uthoff to 10-day contracts. Assigned Manny Harris to the Texas Legends (D-League).
	10:	Recalled Manny Harris from the Texas Legends (D-League).
	11:	Assigned Manny Harris and Jarrod Uthoff to the Texas Legends (D-League).
	12:	Recalled Manny Harris and Jarrod Uthoff from the Texas Legends (D-League).
	19:	Signed Manny Harris and Jarrod Uthoff to second 10-day contracts.
	25:	Reassigned Manny Harris and Jarrod Uthoff to the Texas Legends (D-League).
	26:	Recalled Manny Harris and Jarrod Uthoff from the Texas Legends (D-League).
	29:	Signed Jarrod Uthoff to a multi-year deal.
Apr.	11:	Awarded DeAndre Liggins via waiver claim.

2015-16

June	27:	Selected Justin Anderson in the first round (21st overall pick) and Satnam Singh in the second round (52nd overall pick) of the 2015 NBA Draft.
July	9:	Signed free agent Wesley Matthews. Acquired Zaza Pachulia from Milwaukee in exchange for a future second round pick.
	14:	Signed free agent Deron Williams.
	16:	Re-signed Jose Juan Barea.
	23:	Signed free agent Maurice Ndour.
	24:	Signed free agents John Jenkins and Jarrid Famous.
	27:	Signed free agents Jamil Wilson and Brandon Ashley.
	30:	Signed free agent Salah Mejri.
	31:	Signed free agent Jeremy Evans.
Aug.	1:	Signed rookie Justin Anderson.
	6:	Signed free agent Samuel Dalembert. Re-signed Charlie Villanueva.
	13:	Signed free agent JaVale McGee.
Oct.	22:	Signed free agent Tu Holloway. Waived Jarrid Famous.
	24:	Waived Samuel Dalembert, Brandon Ashley, Tu Holloway and Jamil Wilson.
	26:	Waived Maurice Ndour.
Nov.	20:	Assigned Justin Anderson and Salah Mejri to the Texas Legends (D-League).
	22:	Recalled Justin Anderson and Salah Mejri from the Texas Legends (D-League).





Dec. 11: Assigned Justin Anderson, Jeremy Evans and Salah Mejri to the Texas Legends (D-League).
 12: Recalled Justin Anderson, Jeremy Evans and Salah Mejri from the Texas Legends (D-League). Reassigned Justin Anderson and Salah Mejri to the Texas Legends. Recalled Justin Anderson from the Texas Legends.
 13: Recalled Salah Mejri from the Texas Legends (D-League).
 18: Reassigned Justin Anderson and Salah Mejri to the Texas Legends (D-League).
 19: Reassigned Jeremy Evans to the Texas Legends (D-League).
 20: Recalled Justin Anderson, Jeremy Evans and Salah Mejri from the Texas Legends (D-League).
 26: Reassigned Justin Anderson and Salah Mejri to the Texas Legends (D-League).
 27: Recalled Justin Anderson and Salah Mejri from the Texas Legends (D-League).

Jan. 2: Reassigned Salah Mejri to the Texas Legends (D-League).
 3: Recalled Salah Mejri from the Texas Legends (D-League).
 21: Reassigned Justin Anderson, Jeremy Evans and Salah Mejri to the Texas Legends (D-League).
 22: Recalled Justin Anderson, Jeremy Evans and Salah Mejri from the Texas Legends (D-League).

Feb. 20: Reassigned Justin Anderson and Jeremy Evans to the Texas Legends (D-League).
 21: Recalled Justin Anderson and Jeremy Evans from the Texas Legends (D-League).
 22: Signed free agent David Lee. Waived John Jenkins.

2014-15

June 25: Acquired Tyson Chandler and Raymond Felton from New York in exchange for Samuel Dalembert, Jose Calderon, Wayne Ellington, Shane Larkin and two 2014 second round picks.

July 14: Acquired Greg Smith from Chicago in exchange for the rights to Tadija Dragicevic.
 15: Re-signed Dirk Nowitzki. Signed free agent Chandler Parsons.
 16: As part of a sign-and-trade deal, sent DeJuan Blair to Washington in exchange for the rights to Emir Preldzic.
 17: Re-signed Devin Harris.
 18: Signed free agent Eric Griffin.
 21: Signed free agent Richard Jefferson.
 24: Signed free agent Jameer Nelson.
 29: Signed free agents Al-Farouq Aminu and Ivan Johnson.

Sept. 3: Re-signed Bernard James.
 22: Signed free agent Doron Lamb.
 23: Signed free agent Charlie Villanueva.

Oct. 15: Signed free agent Yuki Togashi.
 20: Waived Eric Griffin and Yuki Togashi.
 25: Waived Bernard James, Ivan Johnson and Doron Lamb.
 29: Signed free agent Jose Juan Barea. Waived Gal Mekel.

Nov. 20: Assigned Ricky Ledo to the Texas Legends (D-League).
 24: Recalled Ricky Ledo from the Texas Legends (D-League).
 27: Reassigned Ricky Ledo to the Texas Legends (D-League).

Dec. 4: Recalled Ricky Ledo from the Texas Legends (D-League).
 5: Reassigned Ricky Ledo to the Texas Legends (D-League).
 6: Recalled Ricky Ledo from the Texas Legends (D-League).
 8: Reassigned Ricky Ledo to the Texas Legends (D-League).
 12: Recalled Ricky Ledo from the Texas Legends (D-League).
 18: Acquired Rajon Rondo and Dwight Powell from Boston in exchange for Brandan Wright, Jae Crowder, Jameer Nelson, a 2015 first round pick and a 2016 second round pick. Reassigned Ricky Ledo to the Texas Legends (D-League).
 20: Recalled Ricky Ledo from the Texas Legends (D-League).
 27: Assigned Ricky Ledo and Dwight Powell to the Texas Legends (D-League).
 28: Recalled Ricky Ledo and Dwight Powell from the Texas Legends (D-League).

Jan. 3: Reassigned Ricky Ledo to the Texas Legends (D-League).
 6: Recalled Ricky Ledo from the Texas Legends (D-League).
 9: Reassigned Ricky Ledo to the Texas Legends (D-League).

Feb. 2: Recalled Ricky Ledo from the Texas Legends (D-League).
 11: Signed free agent Bernard James to a 10-day contract.
 18: Signed free agent Amar'e Stoudemire. Waived Ricky Ledo.
 21: Signed Bernard James to a second 10-day contract.

Mar. 3: Signed Bernard James for the remainder of the season.
 7: Assigned Dwight Powell to the Texas Legends (D-League).
 8: Recalled Dwight Powell from the Texas Legends (D-League).
 11: Reassigned Dwight Powell to the Texas Legends (D-League).
 12: Recalled Dwight Powell from the Texas Legends (D-League). Reassigned Dwight Powell to the Texas Legends (D-League).
 13: Recalled Dwight Powell from the Texas Legends (D-League).
 14: Reassigned Dwight Powell to the Texas Legends (D-League).
 15: Recalled Dwight Powell from the Texas Legends (D-League).
 21: Assigned Dwight Powell to the Texas Legends (D-League).
 23: Recalled Dwight Powell from the Texas Legends (D-League).
 25: Reassigned Dwight Powell to the Texas Legends (D-League).
 26: Recalled Dwight Powell from the Texas Legends (D-League).

Apr. 3: Reassigned Dwight Powell to the Texas Legends (D-League).
 4: Recalled Dwight Powell from the Texas Legends (D-League).





2013-14

June	27:	Acquired the draft rights to 18th overall pick Shane Larkin from Atlanta in exchange for Jared Cunningham, the draft rights to 44th overall pick Mike Muscala and the draft rights to 16th overall pick Lucas Nogueira, which were acquired along with two 2014 second round picks from Boston in exchange for the draft rights to the 13th overall pick Kelly Olynyk.
	28:	Acquired the draft rights to 43rd overall pick Ricky Ledo from Philadelphia in exchange for a 2014 second round pick that was originally sent to Dallas from Boston (via Brooklyn) in a deal that also included the draft rights to 16th overall pick Lucas Nogueira.
July	11:	Signed free agents Jose Calderon and Gal Mekel.
	19:	Signed free agent Samuel Dalembert. Waived Bernard James.
	22:	Traded the draft rights to Nick Calathes to Memphis in exchange for a 2016 second round draft pick. Waived Josh Akognon.
	23:	Signed free agent Monta Ellis.
	24:	Signed rookie Ricky Ledo.
	25:	Re-signed Brandan Wright.
	26:	Re-signed Bernard James. Signed free agent Wayne Ellington.
	29:	Signed rookie Shane Larkin.
	31:	Signed free agent Devin Harris.
Aug.	7:	Signed free agent DeJuan Blair.
Sept.	10:	Signed free agents Fab Melo, D.J. Kennedy and Mickey McConnell.
	13:	Signed free agent Devin Ebanks.
	30:	Signed free agent Renaldo Balkman.
Oct.	22:	Waived Renaldo Balkman, Devin Ebanks, D.J. Kennedy and Fab Melo.
	26:	Waived Mickey McConnell.
Nov.	30:	Assigned Ricky Ledo to the Texas Legends (D-League).
Dec.	11:	Assigned Jared Cunningham to the Texas Legends (D-League).
	22:	Waived Derek Fisher.
	23:	Signed free agent Chris Douglas-Roberts.
	31:	Recalled Jared Cunningham from the Texas Legends (D-League).
Jan.	6:	Recalled Ricky Ledo from the Texas Legends (D-League).
	18:	Re-assigned Ricky Ledo to the Texas Legends (D-League).
	22:	Recalled Ricky Ledo from the Texas Legends (D-League).
	25:	Re-assigned Ricky Ledo to the Texas Legends (D-League).
	31:	Recalled Ricky Ledo from the Texas Legends (D-League). Assigned Shane Larkin and Ricky Ledo to the Texas Legends (D-League).
Feb.	2:	Recalled Shane Larkin from the Texas Legends (D-League).
	27:	Recalled Ricky Ledo from the Texas Legends (D-League). Assigned Jae Crowder, Bernard James and Shane Larkin to the Texas Legends (D-League).
	28:	Recalled Jae Crowder, Bernard James and Shane Larkin from the Texas Legends (D-League). Re-assigned Ricky Ledo to the Texas Legends (D-League).
Mar.	1:	Re-assigned Jae Crowder and Shane Larkin to the Texas Legends (D-League).
	2:	Recalled Jae Crowder and Shane Larkin from the Texas Legends (D-League).
	4:	Assigned Gal Mekel to the Texas Legends (D-League).
	9:	Recalled Gal Mekel from the Texas Legends (D-League).
	14:	Re-assigned Shane Larkin to the Texas Legends (D-League).
	15:	Recalled Shane Larkin from the Texas Legends (D-League). Re-assigned Gal Mekel to the Legends.
	21:	Recalled Gal Mekel from the Texas Legends (D-League).

2012-13

June	28:	Acquired the draft rights to the 24th overall pick Jared Cunningham, the 33rd overall pick Bernard James and the 34th overall pick Jae Crowder in the 2012 NBA Draft from Cleveland in exchange for Kelenna Azubuike and the draft rights to the 17th overall pick Tyler Zeller. Traded the draft rights to Darius Johnson-Odom (55th overall pick in 2012 NBA Draft) to the L.A. Lakers in exchange for cash considerations.
	29:	Traded Lamar Odom to the L.A. Clippers and the draft rights to Shan Foster to Utah in exchange for the draft rights to Tadija Dragicevic from Utah and cash considerations from Houston in a deal that also sent Mo Williams from the L.A. Clippers to Utah and the draft rights to Furkan Aldemir (53rd overall pick in the 2012 NBA Draft) from the L.A. Clippers to Houston.
July	12:	Waived Brendan Haywood and designated him as team's amnesty player. Acquired Darren Collison and Dahntay Jones from Indiana in exchange for Ian Mahinmi.
	13:	Awarded Elton Brand via amnesty waiver claim. Signed free agent Chris Kaman.
	19:	Signed free agent O.J. Mayo.
	20:	Signed rookie Jae Crowder.
	21:	Signed rookie Jared Cunningham.
	25:	Signed rookie Bernard James.
	26:	Re-signed Delonte West.
Sept.	27:	Signed Josh Akognon, Tu Holloway and DJ Mbenga to training camp contracts.
Oct.	2:	Waived Tu Holloway and DJ Mbenga.
	18:	Waived Josh Akognon.
	25:	Awarded Eddy Curry on a waiver claim.
	27:	Signed Melvin Ely and Chris Douglas-Roberts.
	28:	Waived Melvin Ely and Chris Douglas-Roberts.
	29:	Waived Delonte West.
Nov.	2:	Waived Eddy Curry. Signed free agent Troy Murphy.
	29:	Waived Troy Murphy. Signed free agent Derek Fisher.





- Dec. 11: Assigned Jared Cunningham to the Texas Legends (D-League).
- 22: Waived Derek Fisher.
- 23: Signed free agent Chris Douglas-Roberts.
- 31: Recalled Jared Cunningham from the Texas Legends (D-League).
- Jan. 6: Waived Chris Douglas-Roberts.
- 8: Signed free agent Mike James to a 10-day contract.
- 18: Signed free agent Mike James to a second 10-day contract.
- 28: Signed free agent Mike James for the remainder of the season. Re-assigned Jared Cunningham to the Texas Legends (D-League).
- Feb. 21: Acquired Anthony Morrow from Atlanta in exchange for Dahntay Jones.
- Mar. 9: Waived Dominique Jones.
- 13: Signed free agent Chris Wright to a 10-day contract.
- 25: Signed free agent Justin Dentmon to a 10-day contract.
- 30: Recalled Jared Cunningham from the Texas Legends (D-League).
- Apr. 3: Signed free agent Josh Akognon to a 10-day contract.
- 13: Signed free agent Josh Akognon.

2011-12

- June 23: Acquired Rudy Fernandez along with the rights to Petteri Koponen from Portland in a deal that sent the draft rights to Jordan Hamilton (26th overall pick) and Andre Miller to Denver, and additionally, sent the draft rights to Tanguy Ngombo (57th overall selection) and Raymond Felton to Portland.
- Dec. 9: Signed free agent Brandan Wright.
- 10: Acquired Andy Rautins from New York along with a protected 2012 second-round draft pick from Washington...In exchange, New York received Tyson Chandler, the draft rights to Ahmad Nivins and Giorgos Printezis from Dallas, while Washington received Ronny Turiaf, a 2013 second-round pick and cash considerations from New York and a 2012 second-round pick from Dallas.
- 11: Acquired Lamar Odom, a 2012 second-round draft pick and other second-round considerations in 2013 from the Los Angeles Lakers in exchange for a protected first-round draft pick. Signed free agent Drew Neitzel.
- 12: Signed free agent Vince Carter. Re-signed Brian Cardinal.
- 13: Traded Rudy Fernandez and Corey Brewer to Denver for a 2016 second-round pick. Signed free agent Delonte West.
- 14: Signed free agent Jerome Randle.
- 15: Waived Andy Rautins.
- 21: Signed free agent Sean Williams.
- 22: Waived Jerome Randle and Drew Neitzel.
- Jan. 6: Signed free agent Yi Jianlian.
- Mar. 22: Waived Sean Williams.
- 23: Signed free agent Kelenna Azubuike.

2010-11

- June 24: Acquired the rights to 25th overall pick Dominique Jones from Memphis in exchange for cash considerations. Traded the draft rights of 50th overall pick Solomon Alabi to Toronto for a 2013 second-round pick and cash considerations.
- July 9: Re-signed free agent Brendan Haywood.
- 13: Acquired Tyson Chandler and Alexis Ajinca from the Charlotte Bobcats in exchange for Erick Dampier, Eduardo Najera, Matt Carroll and cash considerations. Signed first-round pick Dominique Jones. Signed free agent Ian Mahinmi.
- 19: Re-signed Dirk Nowitzki.
- Aug. 18: Re-signed Tim Thomas
- Sept. 23: Signed free agent Steve Novak
- 27: Signed Brian Cardinal, Dee Brown and Adam Haluska to training camp contracts.
- 30: Waived Tim Thomas
- Oct. 21: Waived Dee Brown and Adam Haluska
- Nov. 30: Assigned Dominique Jones and Rodrigue Beaubois to the Texas Legends of the NBA Development League
- Jan. 2: Recalled Dominique Jones from the Texas Legends (D-League).
- 4: Recalled Rodrigue Beaubois from the Texas Legends (D-League).
- 5: Waived Steve Novak.
- 10: Signed free agent Sasha Pavlovic to a 10-day contract.
- 20: Re-signed free agent Sasha Pavlovic to a second 10-day contract.
- 24: Acquired the draft rights to Georgios Printezis from Toronto in exchange for Alexis Ajinca, a second-round draft pick and cash considerations. Signed free agent Peja Stojakovic.





- Mar. 3: Signed free agent Corey Brewer.
- June 23: Acquired Rudy Fernandez along with the rights to Petteri Koponen from Portland in a deal that sent the draft rights to Jordan Hamilton (26th overall selection) and Andre Miller to Denver and additionally, sent the draft rights to Tanguy Ngombo (57th overall pick) and Raymond Felton to Portland.

2009-10

- June 24: Acquired from Portland the 24th and 56th overall selections of the 2009 NBA Draft and the lesser of Portland's two second-round picks in the 2010 NBA Draft for the 22nd overall pick of the 2009 NBA Draft.
- 25: Acquired draft rights to Rodrigue Beaubois (25th overall pick) and a second-round pick from Oklahoma City in exchange for BJ Mullens (24th overall pick). Drafted Ahmad Nivins with the 56th overall pick in the second-round of the NBA Draft. Acquired draft rights to Nick Calathes (45th overall pick) from Minnesota in exchange for a 2010 second-round pick (formerly acquired from Portland).
- July 7: Signed first-round pick Rodrigue Beaubois.
- 8: Signed free agent Quinton Ross.
- 9: Acquired Shawn Marion, Kris Humphries, Nathan Jawai and cash considerations from Toronto for Antoine Wright and Devean George in a deal that also sent Greg Buckner to Dallas from Memphis in exchange for Jerry Stackhouse and cash considerations, a second-round pick and cash considerations from Toronto to Memphis, and Hedo Turkoglu from Orlando to Toronto for cash considerations from Dallas and Toronto.
- 11: Re-signed free agent Jason Kidd.
- 28: Signed free agent Tim Thomas.
- 30: Signed free agent Drew Gooden.
- Sept. 14: Re-signed James Singleton. Waived Greg Buckner.
- 28: Signed free agent Jake Voskuhl.
- Oct. 20: Acquired a conditional second-round pick from Minnesota in exchange for Nathan Jawai.
- 22: Waived Jake Voskuhl.
- Jan. 11: Acquired Eduardo Najera from NJ in exchange for Kris Humphries and Shawne Williams.
- Feb. 13: Acquired Caron Butler, DeShawn Stevenson, Brendan Haywood, cash from WAS for Josh Howard, Drew Gooden, James Singleton and Quinton Ross.
- 24: Signed Von Wafer to 10-day contract.
- June 24: Acquired the rights to 25th overall pick Dominique Jones from Memphis in exchange for cash considerations. Traded the draft rights of 50th overall pick Solomon Alabi to Toronto for a 2013 second-round pick and cash considerations.
- July 9: Re-signed Brendan Haywood.
- 13: Acquired Tyson Chandler and Alexis Ajinca from the Charlotte Bobcats in exchange for Erick Dampier, Eduardo Najera, Matt Carroll and cash considerations. Signed first-round pick Dominique Jones. Signed free agent Ian Mahinmi.
- 19: Re-signed Dirk Nowitzki.
- August 18: Re-signed Tim Thomas.

2008-09

- Apr. 30: Relieved Avery Johnson of head coaching duties.
- May 9: Announced Rick Carlisle as head coach.
- June 26: Drafted Shan Foster with the 51st overall pick in the second-round of the NBA Draft.
- July 2: Signed free agent Gerald Green.
- 9: Re-signed Jose Juan Barea. Signed free agent DeSagana Diop.
- 11: Re-signed Antoine Wright. Signed free agents Keith McLeod and James Singleton.
- Aug. 20: Re-signed Devean George.
- Sept. 2: Named Terry Stotts, Dwane Casey, Mario Elie and Tom Sterner assistant coaches.
- 30: Signed Reyshawn Terry, Charles Rhodes and JaJuan Smith to training camp contracts.
- Oct. 2: Named Paul Westphal Executive Vice President of Basketball Operations.
- 10: Acquired Shawne Williams from Indiana in exchange for Eddie Jones and two second-round picks.
- 20: Waived Charles Rhodes.
- 22: Waived Cheyne Gadson, JaJuan Smith and Reyshawn Terry.
- 23: Waived Keith McLeod.
- 28: Exercised contract option on Shawne Williams.
- Jan. 16: Acquired Matt Carroll and Ryan Hollins from Charlotte in exchange for DeSagana Diop.





2007-08

- June 28: Drafted Nick Fazekas with the 34th overall pick and Renaldas Seibutis with the 50th overall pick in the second-round of the NBA Draft. Acquired draft rights to Reyshawn Terry (44th overall pick) from Orlando for the draft rights to Milovan Rakovic (60th overall pick).
- July 12: Re-signed Devean George.
- 13: Re-signed Jerry Stackhouse.
- 26: Signed second-round pick Nick Fazekas. Signed free agent Brandon Bass.
- Aug. 6: Signed free agent Eddie Jones.
- 31: Waived Pops Mensah-Bonsu.
- Sept. 12: Extended the contract of Devin Harris.
- 28: Acquired Trenton Hassell from Minnesota for Greg Buckner.
- Oct. 1: Signed free agents Darvin Ham, Jared Newson and Jamal Sampson.
- 22: Waived Jamal Sampson.
- 24: Waived Darvin Ham and Jared Newson.
- 30: Waived D.J. Mbenga.
- Nov. 1: Signed free agent Juwan Howard.
- 20: Assigned Nick Fazekas to D-League's Tulsa 66ers.
- Dec. 17: Assigned Maurice Ager to D-League's Tulsa 66ers.
- Jan. 6: Recalled Maurice Ager from D-League.
- Feb. 10: Assigned Maurice Ager to D-League's Tulsa 66ers.
- 13: Recalled Nick Fazekas from D-League.
- 19: Acquired Jason Kidd, Malik Allen and Antoine Wright from New Jersey for Devin Harris, Trenton Hassell, Keith Van Horn, Maurice Ager, DeSagana Diop and two first-round draft picks. Waived Nick Fazekas.
- 26: Signed free agent Jamaal Magloire.
- Mar. 4: Signed free agent Tyronn Lue.

2006-07

- June 28: Drafted Maurice Ager with the 28th overall pick in the first-round of the NBA Draft and J.R. Pinnock in the second-round (58th pick). Acquired future second-round pick from L.A. Lakers for Pinnock's draft rights.
- July 12: Acquired Austin Croshere from Indiana for Marquis Daniels.
- 13: Signed free agent Greg Buckner. Re-signed D.J. Mbenga.
- 24: Acquired Anthony Johnson from Indiana for Darrell Armstrong, Rawle Marshall and Josh Powell.
- 25: Re-signed Jason Terry.
- Aug. 2: Signed free agent Devean George.
- 3: Signed rookie free agent Pops Mensah-Bonsu.
- 4: Waived Pavel Podkolzin.
- 17: Signed free agent Ndudi Ebi and rookie free agents Jose Barea, Pat Carroll and Darius Washington.
- Sep. 26: Extended the contract of Dirk Nowitzki.
- Oct. 15: Waived Pat Carroll.
- 20: Waived Darius Washington.
- 26: Waived Ndubi Ebi.
- 28: Extended the contract of Josh Howard.
- Feb. 22: Acquired a 2007 second-round pick from Atlanta for Anthony Johnson.
- Apr. 2: Signed Kevin Willis to a 10-day contract.
- 12: Signed Kevin Willis for the remainder of the season.

2005-06

- Aug. 2: Signed rookie free agent Josh Powell.
- 5: Signed rookie free agent Rawle Marshall.
- 15: Waived Michael Finley. Re-signed Darrell Armstrong.
- 19: Signed free agents Doug Christie and DeSagana Diop.
- Sept. 3: Signed free agents Kaniel Dickens, Erick Strickland and Samo Udrih.
- 10: Waived Samo Udrih.
- 18: Waived Shawn Bradley.
- 22: Waived Erick Strickland.
- 26: Waived Kaniel Dickens.
- 28: Waived Tariq Abdul-Wahad.





Nov. 25: Waived Doug Christie.
 28: Signed free agent Adrian Griffin.

2004-05

June 24: Acquired Christian Laettner, Jerry Stackhouse and the draft rights to Devin Harris from Washington for Antawn Jamison and cash considerations. Acquired draft rights to Pavel Podkolzin from Utah for a future first-round draft choice. Drafted Vassilis Spanoulis with the 50th overall selection in the NBA Draft and traded his rights to the Houston Rockets for the draft rights to Luis Flores.

July 2: Signed first-round pick Devin Harris.
 14: Re-signed Marquis Daniels. Signed free agent D.J. Mbenga.
 26: Acquired Calvin Booth from Seattle for Danny Fortson.
 29: Signed rookie Pavel Podkolzin.

Aug. 4: Acquired Alan Henderson, Jason Terry and a future first-round pick from Atlanta for Tony Delk and Antoine Walker.

Aug. 24: Acquired Erick Dampier, Dan Dickau, Evan Eschmeyer and the draft rights to Steve Logan from Golden State for Christian Laettner, Eduardo Najera, two first-round draft picks, the draft rights to both Luis Flores and Mladen Sekularac and cash considerations.

Sept. 1: Waived Jon Stefansson.
 Sept. 30: Signed free agent Avery Johnson.
 Oct. 4: Signed free agent Derek Hood.
 20: Signed free agent Jason Sasser.
 Oct. 23: Evan Eschmeyer announced his retirement.
 24: Signed free agent Felipe Lopez.
 28: Avery Johnson announced his retirement.
 29: Waived Derek Hood, Felipe Lopez and Jason Sasser.

Dec. 3: Acquired Darrell Armstrong from New Orleans for Dan Dickau and a second-round pick.
 Feb. 24: Acquired Keith Van Horn from Milwaukee for Calvin Booth, Alan Henderson and cash considerations.
 Mar. 1: Signed free agent Alan Henderson.
 19: Don Nelson resigned to assume a consultant role and Avery Johnson is named head coach.
 Apr. 11: Suspended Jerry Stackhouse one game for conduct detrimental to the team.

2003-04

June 26: Drafted Josh Howard with the 29th overall selection and Xue Yuyang with the 57th overall selection of the NBA Draft. Acquired a 2004 second-round pick from Denver for the rights to Xue Yuyang.

July 3: Signed first-round pick Josh Howard.
 29: Signed rookie free agent Marquis Daniels.

Aug. 18: Acquired Danny Fortson, Antawn Jamison, Chris Mills and Jiri Welsch from Golden State for Evan Eschmeyer, Avery Johnson, Popeye Jones, Antoine Rigaudeau and Nick Van Exel.
 22: Signed free agent Travis Best.

Sept. 4: Signed free agent Jon Stefansson.
 9: Signed free agents Josh Powell and Rod Gregoire.

Oct. 3: Waived Rod Gregoire.
 20: Waived Josh Powell. Acquired Tony Delk and Antoine Walker from Boston for Raef LaFrentz, Chris Mills, Jiri Welsch and a 2004 first-round draft pick.

Jan. 6: Signed Mamadou N'Diaye to a 10-day contract.
 16: Signed Mamadou N'Diaye to a second 10-day contract.
 30: Obtained Scott Williams on a waiver claim.

2002-03

June 24: Waived Danny Manning.
 26: Drafted Mladen Sekularac with the 55th overall selection in the NBA Draft.

July 1: Named Donn Nelson president of basketball operations.
 30: Re-signed Raef LaFrentz.

Sept. 20: Signed free agent Popeye Jones.
 28: Re-signed Eduardo Najera.
 30: Signed free agents Raja Bell, Kipp Christianson, Adam Harrington and Derek Hood.

Oct. 18: Signed Walt Williams.
 25: Waived Derek Hood.





Nov. 16: Signed Mark Strickland.
 28: Waived Mark Strickland.
 Jan. 7: Waived Adam Harrington.
 17: Signed Antoine Rigaudeau.

2001-02

June 27: Drafted Kyle Hill with the 44th overall selection and Kenny Satterfield with the 54th overall selection in the NBA Draft.
 July 23: Re-signed Michael Finley to a seven-year contract.
 27: Signed free agent Adrian Griffin.
 Aug. 2: Signed free agents Danny Manning, Khalid El-Amin and Darrick Martin.
 8: Re-signed Shawn Bradley and signed free agent Evan Eschmeyer to an offer sheet.
 10: Traded Howard Eisley to New York for Muggsy Bogues as part of a three-team trade that also included Dallas trading the draft rights to second-round pick Kyle Hill to Houston.
 23: Acquired Tim Hardaway from Miami for a second-round draft pick.
 25: Signed free agent Evan Eschmeyer.
 Sept. 25: Acquired second-round draft pick or future considerations from Denver for Kenny Satterfield.
 Oct. 1: Signed free agents Ruben Wolkowyski and Chris Robinson.
 8: Waived Chris Robinson.
 29: Waived Khalid El-Amin and Muggsy Bogues.
 Nov. 20: Waived Darrick Martin. Signed free agent Omar Cook.
 27: Signed free agent Johnny Newman and waived Ruben Wolkowyski.
 Dec. 28: Requested waivers on Omar Cook.
 Jan. 12: Signed free agent Charlie Bell to a 10-day contract.
 15: Signed Charlie Bell for the remainder of the season.
 Feb. 21: Acquired Tariq Abdul-Wahad, Avery Johnson, Raef LaFrentz and Nick Van Exel from Denver for Tim Hardaway, Donnell Harvey, Juwan Howard and a 2002 first-round draft choice. Waived Charlie Bell.

2000-01

June 28: Drafted Etan Thomas with the 12th overall selection in the NBA Draft. Acquired the draft rights to Courtney Alexander (13th overall) from Orlando for cash and Dallas' first-round pick in the 2001 NBA Draft. Acquired the draft rights to Donnell Harvey (22nd overall) and John Wallace from New York for Erick Strickland and the draft rights to Pete Mickeal (58th overall). Acquired Eric Murdock from L.A. Clippers for Sean Rooks.
 July 6: Signed Courtney Alexander to a three-year contract.
 7: Signed Etan Thomas to a three-year contract. Signed Eduardo Najera to a two-year contract.
 Aug. 1: Re-signed Hubert Davis to a four-year contract. Re-signed Gary Trent to a one-year contract.
 5: Re-signed Greg Buckner to a two-year contract.
 16: Acquired Howard Eisley from Utah, Bill Curley from Golden State and Dana Barros from Boston as part of a four-team trade for Bruno Sundov (to Utah), Robert Pack, John "Hot Rod" Williams and cash (to Boston).
 29: Acquired Christian Laettner and Terry Mills from Detroit for Cedric Ceballos, John Wallace, Eric Murdock and cash.
 Oct. 12: Claimed John Celestand off waivers.
 16: Exercised option for a fourth year on Dirk Nowitzki.
 17: Acquired Loy Vaught from Detroit for Dana Barros and Ansu Sesay.
 21: Waived Mike Jones, Ace Custis and Jamal Kendrick.
 27: Waived John Celestand.
 Nov. 28: Signed Mark Bryant. Waived Bill Curley.
 Feb. 22: Acquired Calvin Booth, Obinna Ekezie and Juwan Howard from Washington for Courtney Alexander, Hubert Davis, Christian Laettner, Etan Thomas and Loy Vaught.
 28: Signed Vernon Maxwell for the remainder of the season.
 April 4: Signed Wang Zhizhi to a two-year contract.

1999-2000

June 30: Acquired draft rights to Leon Smith (29th overall) from San Antonio for the draft rights to Gordan Giricek (40th overall) and a second-round pick in the 2000 draft. Drafted Wang Zhizhi with 36th overall selection.
 Aug. 5: Signed free agent Greg Buckner to a one-year contract.
 27: Signed free agent Gary Trent to a one-year contract with a one-year player option. Signed free agent Cedric Ceballos to a two-year contract.





- Sept. 1: Acquired Sean Rooks and a second-round draft pick in 2000 from L.A. Lakers for A.C. Green.
- 29: Acquired a 2000 second-round pick from Chicago for Chris Anstey.
- Oct. 4: Signed free agents Jason Sasser, Zendon Hamilton, Kevin Ollie, Anthony "Pig" Miller and Ben Davis.
- 7: Signed free agent Kebu Stewart.
- 8: Waived Anthony "Pig" Miller.
- 15: Waived Zendon Hamilton and Ben Davis.
- 23: Signed free agent Charles Shackleford.
- 26: Signed free agent Ira Bowman. Waived Charles Shackleford.
- 29: Waived Kevin Ollie and Jason Sasser.
- Nov. 1: Signed free agent Randell Jackson. Waived Ira Bowman and Greg Buckner.
- 3: Signed draft pick Leon Smith to a three-year contract.
- 4: Signed free agent Rick Hughes. Waived Kebu Stewart.
- Dec. 2: Signed free agent Damon Jones.
- 6: Placed Leon Smith on the suspended list.
- 19: Waived Randell Jackson.
- Jan. 4: Announced that owner Ross Perot Jr. has reached an agreement to sell a majority interest in the team to Mark Cuban.
- 5: Waived Rick Hughes and Damon Jones.
- 6: Signed free agent Greg Buckner to a 10-day contract.
- 8: Signed Damon Jones to a 10-day contract.
- 16: Signed Greg Buckner to a second 10-day contract.
- 18: Signed Damon Jones to a second 10-day contract.
- 26: Signed Greg Buckner for the remainder of the season.
- 28: Signed Damon Jones for the remainder of the season.
- Feb. 3: Signed free agent Dennis Rodman.
- 4: Waived Leon Smith.
- March 8: Waived Dennis Rodman.
- April 10: Signed free agent Rodrick Rhodes.
- 11: Mark Cuban is approved by the NBA Board of Governors as the team's new majority owner.

1998-99

- June 24: Acquired Dirk Nowitzki (9th overall pick) and Pat Garrity (19th overall) from Milwaukee for the draft rights to Robert Traylor (6th overall) in the 1998 NBA Draft. Acquired Steve Nash from Phoenix for the draft rights to Pat Garrity, Martin Müürsepp, Bubba Wells and Dallas' 1999 first-round draft pick. Drafted Ansu Sesay with the 30th overall selection, Bruno Sundov with the 35th overall selection and Greg Buckner with the 53rd overall selection.
- Jan. 21: Signed first-round pick Dirk Nowitzki to a three-year contract, with a team option for a fourth year. Signed second-round picks Ansu Sesay and Greg Buckner, and free agent Ace Custis to one-year contracts.
- 22: Signed free agent John "Hot Rod" Williams to a three-year contract.
- 25: Signed Steve Nash to a six-year contract extension, effective at the conclusion of the 1998-99 season. Signed free agent Gary Trent to a one-year contract.
- Jan. 27: Signed free agent Cedric Ceballos to a one-year contract.
- Feb. 2: Waived Greg Buckner.
- 18: Waived Khalid Reeves.
- March 29: Signed second-round pick Bruno Sundov to a two-year contract.

1997-98

- June 1: Sasha Danilovic exercised the early termination option of his contract, forgoing the final two years.
- 25: Acquired the draft rights to Chris Anstey (18th overall pick) and cash from Portland for draft rights to Kelvin Cato (15th overall pick) in the 1997 NBA Draft. Drafted Bubba Wells with the 35th overall selection.
- Aug. 18: Signed free agent Erick Strickland to a six-year contract. Renounced rights to Sasha Danilovic.
- Sept. 4: Signed free agent Hubert Davis to a six-year contract.
- 24: Acquired Dennis Scott and \$500,000 (which was given to the Dallas Mavericks Foundation) from Orlando for Derek Harper and Ed O'Bannon.
- Oct. 1: Signed Michael Finley to a five-year contract extension.
- 2: Signed second-round draft pick Bubba Wells to a two-year contract. Signed free agent Ace Custis to a one-year contract.
- 7: Signed free agent Kevin Ollie to a one-year contract.
- 21: Signed free agent Adrian Caldwell to a one-year contract.
- Nov. 3: Waived Adrian Caldwell. Signed first-round pick Chris Anstey to a three-year contract.





- Dec. 4: Dismissed head coach Jim Cleamons and assistants Butch Beard and Sonny Allen. General Manager Don Nelson assumed coaching duties.
- 17: Waived Kevin Ollie. Signed free agent Eric Riley to a one-year contract.
- Feb. 18: Acquired Cedric Ceballos from Phoenix for Dennis Scott.
- March 27: Signed free agent Shawn Respert to a 10-day contract.
- April 8: Signed free agent Shawn Respert to a second 10-day contract.

1996-97

- May 1: Announced that owner Donald Carter had sold majority interest in the team to Ross Perot Jr. and David McDavid. Announced that head coach Dick Motta would be retained as a consultant.
- 31: Named Jim Cleamons head coach.
- June 21: Acquired Eric Montross and a 1996 first-round choice from Boston for first-round draft choices in 1996 (6th) and 1997.
- 29: Traded Cherokee Parks to Minnesota. In exchange, the Timberwolves agree to remove 2-6 lottery protection of the 1997 Minnesota first-round choice, which Dallas had previously acquired in the Sean Rooks trade (11/2/94).
- July 17: Signed free agent Chris Gatling to a five-year contract. Renounced rights to free agents Scott Brooks, Lucious Harris, Lorenzo Williams and David Wood.
- 23: Acquired Jimmy King and second-round draft choices in either 1997 and 1998 or 1998 and 1999 from Toronto for Popeye Jones and New York's 1997 first-round draft choice.
- 26: Signed free agent Derek Harper to a two-year contract.
- Aug. 23: Signed Samaki Walker to a three-year contract.
- Sept. 30: Signed Shawn Harvey to a one-year contract. Signed free agents Greg Dreiling and Jeff Webster. Signed rookie free agents Herb Jones, Jaime Peterson and Erick Strickland to one-year contracts.
- Oct. 4: Signed free agent Fred Roberts to a one-year contract.
- 17: Signed free agent Oliver Miller to a one-year contract.
- Nov. 12: Activated Samaki Walker (right quadriceps) from the injured list. Placed Erick Strickland (strained left shoulder) on the injured list.
- 21: Suspended Tony Dumas for one game.
- Dec. 26: Acquired Sam Cassell, Michael Finley, A.C. Green and a second-round draft choice in 1997 or 1998 from Phoenix for Jason Kidd, Tony Dumas and Loren Meyer.
- Jan. 6: Waived Erick Strickland.
- 28: Suspended Chris Gatling for one game.
- Feb. 7: Named Don Nelson general manager. Waived Oliver Miller.
- 14: Acquired Kurt Thomas, Sasha Danilovic and Martin Mürsepp from Miami for Jamal Mashburn. Waived Fred Roberts.
- 15: Signed Erick Strickland to a 10-day contract.
- 17: Acquired Shawn Bradley, Robert Pack, Khalid Reeves and Ed O'Bannon from New Jersey for Jim Jackson, Chris Gatling, Sam Cassell, George McCloud and Eric Montross.
- 25: Signed Erick Strickland for the remainder of the season.
- 27: Signed Jason Sasser to a 10-day contract.
- March 11: Signed Jamie Watson to a 10-day contract.
- 21: Signed Jamie Watson to a second 10-day contract. Signed Stevin Smith to a 10-day contract.
- 31: Signed Stevin Smith to a second 10-day contract.
- 15: Waived Greg Dreiling.
- April 10: Signed Stacey King to a 10-day contract.

1995-96

- June 24: Doug Smith claimed by Toronto in the expansion draft.
- Sept. 28: Signed Cherokee Parks to a three-year contract.
- Oct. 4: Signed Loren Meyer to a three-year contract.
- 5: Signed Lorenzo Williams to a one-year contract. Signed George McCloud to a two-year contract.
- Nov. 2: Suspended Roy Tarpley.
- Dec. 6: NBA disqualified Roy Tarpley for violating the terms of his aftercare agreement.
- Jan. 10: Signed Reggie Slater to a 10-day contract.
- 20: Signed Reggie Slater to a second 10-day contract.
- Feb. 1: Signed David Wood to a 10-day contract.
- 13: Signed David Wood to a second 10-day contract.
- 19: Waived Donald Hodge.
- 23: Signed David Wood to a contract for the remainder of the season.



**1994-95**

May	17:	Named Dick Motta head coach.
June	30:	Announced restricted free agent Randy White would not be tendered a qualifying offer. Exercised the option year in Popeye Jones' contract. Chose not to exercise the option year in Tim Legler's contract.
Sept.	2:	Signed first-round draft pick Jason Kidd to a nine-year contract. Renounced the rights to unrestricted free agents Tony Campbell, Fat Lever and Randy White.
	17:	Signed first-round draft pick Tony Dumas to a four-year contract. Renounced the rights to Greg Dreiling and Tim Legler.
	30:	The NBA announced the reinstatement of Roy Tarpley. Signed Popeye Jones to a three-year contract extension.
Oct.	6:	Signed Roy Tarpley to a six-year contract. Signed Morlon Wiley to a one-year contract with the club holding an option for a second year.
Nov.	1:	Acquired a first-round draft choice in 1996, 1997 or 1998 from Minnesota for Sean Rooks.
Dec.	14:	Suspended Roy Tarpley for one game.
Jan.	30:	Signed George McCloud to a 10-day contract.
Feb.	9:	Signed George McCloud to a second 10-day contract.
	22:	Signed George McCloud to a contract for the rest of the season.
	23:	Acquired Scott Brooks from Houston for Morlon Wiley and a 1995 second-round draft choice.

1993-94

June	30:	Acquired the rights to 1992 second-round pick Popeye Jones from Houston for the draft rights to second-round draft choice Eric Riley.
July	23:	Signed Tim Legler to a one-year contract with the team having an option for a second year.
Aug.	12:	Signed Ron "Popeye" Jones to a one-year contract with the club having an option for a second year.
	30:	Signed Lucious Harris to a three-year contract.
Oct.	7:	Signed unrestricted free agents Morlon Wiley, Greg Dreiling and Darren Morningstar to one-year contracts.
	14:	Signed Jamal Mashburn to an eight-year contract.
Nov.	2:	Waived Morlon Wiley.
	12:	Signed unrestricted free agent Chucky Brown to a one-year contract.
Dec.	23:	Waived Chucky Brown.
	29:	Waived Darren Morningstar.
Jan.	6:	Acquired Tony Campbell and 1997 first-round draft choice from New York for Derek Harper.
Feb.	14:	Signed Lorenzo Williams to a 10-day contract.
	24:	Signed Lorenzo Williams to a second 10-day contract.
March	8:	Signed Lorenzo Williams to a two-year contract.
	31:	Signed Morlon Wiley for the remainder of the season.
May	3:	Dismissed head coach Quinn Buckner.

1992-93

June	24:	Acquired 1995 first-round draft pick from New York for Rolando Blackman.
July	7:	Signed restricted free agent Donald Hodge to a four-year contract.
	23:	Renounced rights to restricted free agent Brian Quinnett.
Aug.	12:	Signed second-round draft choice Sean Rooks to a three-year contract.
	17:	Signed restricted free agent Tracy Moore to a one-year contract.
	24:	Signed unrestricted free agent Dexter Cambridge to a one-year contract with an option for a second year.
Sept.	18:	Traded Rodney McCray to Chicago for Golden State's first-round pick in 1993 and two conditional second-round draft choices.
Oct.	6:	Signed restricted free agent Brian Howard to a one-year contract.
	7:	Signed unrestricted free agents Stephen Bardo, Walter Bond and Walter Palmer to one-year contracts.
	15:	Signed unrestricted free agent Radisav Curcic to a one-year contract.
Jan.	5:	Waived Walter Palmer.
	6:	Waived Stephen Bardo.
Feb.	13:	Dismissed Richie Adubato as head coach. Named Gar Heard interim head coach.
	4:	Waived Tracy Moore. Signed Lamont Strothers to a 10-day contract.
	15:	Signed Lamont Strothers to a second 10-day contract.
	16:	Signed Morlon Wiley to a 10-day contract.
	25:	Released Lamont Strothers following the expiration of his second 10-day contract.
	26:	Signed Morlon Wiley to a second 10-day contract.





- March 2: Signed Tim Legler to a 10-day contract.
- 4: Signed Quinn Buckner to a five-year contract as head coach, beginning with the 1993-94 season. Signed Jim Jackson to a six-year contract.
- 8: Signed Morlon Wiley to a contract for the rest of the season.
- 12: Signed Tim Legler to a second 10-day contract.
- 22: Signed Tim Legler for the remainder of the season.

1991-92

- May 1: Did not exercise option on the second year of Alex English's contract, making him an unrestricted free agent.
- Aug. 2: Signed unrestricted free agent Brad Davis to a one-year contract.
- 6: Signed unrestricted free agent Terry Davis to a two-year contract.
- Oct. 3: Signed second-round draft choice Mike Iuzzolino to a two-year contract. Signed free agents Jim Grandholm and Joao Vianna.
- 5: Signed second-round draft pick Donald Hodge to a one-year contract.
- 16: NBA permanently dismissed Roy Tarpley under terms of the NBA anti-drug agreement.
- 30: Waived Jim Grandholm.
- Nov. 2: Signed Doug Smith to a four-year contract.
- 12: Waived Joao Vianna.
- Jan. 17: Signed Tracy Moore to a 10-day contract.
- 27: Signed Tracy Moore to a second 10-day contract.
- 29: Suspended James Donaldson without pay for one game for his role in an altercation in practice.
- Feb. 3: Signed Brian Howard to a 10-day contract.
- 6: Signed Tracy Moore to a contract for the remainder of the season.
- 13: Signed Brian Howard to a second 10-day contract.
- 20: Acquired Brian Quinnett from New York for James Donaldson.
- 24: Signed Brian Howard to a contract for the remainder of the season.
- March 22: Signed Tom Garrick to a 10-day contract.
- April 3: Signed Tom Garrick to a second 10-day contract.

1990-91

- June 21: Acquired Fat Lever from Denver for Washington's first-round choice in the 1990 draft and Detroit's first-round choice in 1991.
- 26: Acquired Rodney McCray, Sacramento's 1990 second-round pick and Washington's 1991 second-round draft choice in exchange for Bill Wennington, Indiana's 1990 first-round draft choice and Dallas' 1990 first-round draft choice.
- 27: Renounced the rights to restricted free agent Anthony Jones.
- July 19: Signed restricted free agent Bob McCann to a two-year contract.
- Aug. 15: Signed unrestricted free agent Alex English to a one-year contract.
- Oct. 1: Signed unrestricted free agents Kelvin Upshaw, John Shasky and Jim Grandholm.
- 4: Signed restricted free agent Steve Alford to a one-year contract.
- 18: Waived Jim Grandholm.
- 27: Waived Bob McCann and Kelvin Upshaw.
- Nov. 11: Signed rookie free agent Jim Grandholm to a one-year contract.
- 12: Signed free agent Kelvin Upshaw to a one-year contract.
- Dec. 24: Waived Kelvin Upshaw.
- 29: Signed Kelvin Upshaw to a 10-day contract.
- Jan. 5: Signed Howard Wright to a 10-day contract.
- 9: Signed Kelvin Upshaw to a second 10-day contract.
- 15: Signed Howard Wright to a second 10-day contract.
- 18: Coach Richie Adubato suspended for one game and fined \$1,500 by the NBA for his conduct following the 100-94 loss at San Antonio on Jan. 16.
- 19: Signed Kelvin Upshaw to a contract for the remainder of the season.
- 23: Released Howard Wright from his second 10-day contract.
- April 5: Roy Tarpley suspended by NBA drug counselors indefinitely without pay.



**1989-90**

June	15:	Morlon Wiley claimed by Orlando in the expansion draft.
July	5:	Signed restricted free agent Anthony Jones to a one-year contract.
Aug.	9:	Signed unrestricted free agent Brad Davis to a two-year contract.
	23:	Signed first-round draft choice Randy White to a five-year contract.
	31:	Signed Roy Tarpley to a three-year contract extension.
Oct.	5:	Signed unrestricted veteran free agent Steve Alford to a one-year contract.
	6:	Signed restricted free agent Bill Wennington to a two-year contract.
	12:	Signed restricted free agent Sam Perkins to a one-year contract.
	26:	Acquired a second-round draft choice in 1993 from Milwaukee for the rights to unsigned second-round draft choice Pat Durham.
Nov.	16:	Roy Tarpley suspended indefinitely by the ASAP Family Treatment Program for violating his aftercare program.
	29:	Relieved head coach John MacLeod of his duties.
Dec.	4:	Named Richie Adubato head coach for the remainder of the season.
	14:	Signed unrestricted free agent Micheal Williams to a one-year contract.
	26:	Waived Michael Williams.
Jan.	6:	Signed unrestricted free agent Kelvin Upshaw to a 10-day contract.
	16:	Signed Kelvin Upshaw to a second 10-day contract.
	20:	Adrian Dantley signed an amendment to his contract, in effect making Dantley an unrestricted free agent at the end of the season. Dantley had been under contract through 1990-91.
	22:	Released Kelvin Upshaw from the final four days of his second 10-day contract to allow Upshaw to pursue an opportunity in Europe. Roy Tarpley was removed from the suspended list by the ASAP Family Treatment Program.
Feb.	12:	Signed unrestricted free agent Bob McCann to a 10-day contract.
	22:	Signed Bob McCann to a second 10-day contract.
March	7:	Signed Bob McCann to a contract for the remainder of the season.
April	6:	Suspended Roy Tarpley for two games for missing practice without notification.
	9:	Signed free agent Mark Wade to a 10-day contract.
	17:	Released Mark Wade from his 10-day contract.
	22:	Named Richie Adubato permanent head coach.
May	2:	Waived Adrian Dantley per 1/20/90 contract amendment.

1988-89

June	23:	Sent the 1988 first-round draft choice (20th overall) to Miami. In exchange, Miami agreed to select Arvid Kramer, who was on Dallas' suspended list, in the expansion draft, bypassing Steve Alford, Uwe Blab and Bill Wennington.
	28:	Signed unrestricted free agent Brad Davis to a one-year contract.
Nov.	1:	Signed unrestricted free agent Terry Tyler to a one-year contract.
	3:	Waived Jim Farmer.
Dec.	13:	Waived Steve Alford.
Jan.	5:	Roy Tarpley was suspended by NBA drug counselors indefinitely without pay.
	22:	Signed Anthony Jones to a 10-day contract.
Feb.	1:	Signed Anthony Jones to a second 10-day contract.
	13:	Signed Anthony Jones to a contract for the remainder of the season.
	15:	Adrian Dantley and Detroit's first-round draft choice in 1991 from Detroit for Mark Aguirre.
	21:	Acquired Herb Williams from Indiana for Detlef Schrempf and a second-round draft choice in 1990 or 1991. Indiana received Dallas' second-round draft choice in the same year the Pacers give Dallas the first-round pick to complete the Garnett/Stansbury trade of October 1984.
April	8:	Signed Rolando Blackman and Derek Harper.
	12:	Activated Roy Tarpley from the suspended list.

1987-88

June	4:	Named John MacLeod head coach.
	17:	Signed free agent Dennis Nutt to a one-year contract.
Oct.	1:	Signed first-round draft choice Jim Farmer to a two-year contract.
	9:	Signed second-round draft choice Steve Alford to a two-year contract.
	30:	Waived Dennis Nutt.
Nov.	17:	Waived Al Wood.



**1986-87**

June	17:	Acquired a second-round choice in 1989 and future considerations from Cleveland for second-round draft choice Mark Price.
	19:	Waived right of first refusal on free agent Harold Keeling.
July	23:	Acquired Al Wood from Seattle for Dale Ellis.
Sept.	3:	Acquired a first-round draft choice in 1990 from Washington for Jay Vincent.
Oct.	2:	Signed Roy Tarpley to a five-year contract.
	16:	Signed Brad Davis to a one-year contract extension.
	27:	Waived Anthony Welch and Dennis Nutt.
Dec.	22:	Waived Myron Jackson.
	31:	Signed Dennis Nutt.
Jan.	26:	Signed Derek Harper to a nine-year contract extension.
March	14:	Signed James Donaldson to a five-year contract extension.
April	7:	The NBA suspended coach Dick Motta for one game for his public statements regarding the Houston Rockets.

1985-86

May	1:	Traded Denver's first-round pick in 1985 to Boston for the Celtics' first-round pick in 1985 and the second-round pick in 1988.
	8:	Waived Tom Sluby.
	20:	Head coach Dick Motta announced his retirement.
June	26:	Signed free agent Wallace Bryant to a two-year contract.
July	19:	Signed Uwe Blab to a four-year contract.
Sept.	11:	Signed Bill Wennington to a four-year contract.
	24:	Signed Detlef Schrempf to a four-year contract.
Nov.	25:	Acquired James Donaldson from L.A. Clippers for Kurt Nimphius.
	26:	Waived Wallace Bryant.
Dec.	1:	Signed Jay Vincent to a six-year contract extension (begins in 1987-88).
	21:	Suspended Mark Aguirre.
	23:	Reinstated Mark Aguirre.
Jan.	3:	Signed rookie Harold Keeling to a 10-day contract.
	13:	Signed Harold Keeling to a second 10-day contract.
	23:	Signed Harold Keeling to a contract for the remainder of the year.

1984-85

July	12:	New York signed free agent Pat Cummings. Dallas received New York's 1985 third round draft choice and 1986 second-round draft choice in exchange for not exercising right of first refusal.
Aug.	23:	Denver signed free agent Elston Turner. Dallas received Howard Carter in exchange for not exercising right of first refusal.
Sept.	14:	Acquired Wallace Bryant from Chicago for a second-round pick in 1986.
	27:	Signed Kurt Nimphius to a three-year contract.
Oct.	8:	Signed Terence Stansbury to a four-year contract.
	9:	Signed Sam Perkins to a five-year contract.
	22:	Acquired a 1990 first-round draft choice from Indiana for Bill Garnett and Terence Stansbury. If that choice is in the top seven selections, Dallas instead receives Indiana's 1991 first-rounder.
	23:	Waived Mark West.
Dec.	17:	Waived Howard Carter.



**1983-84**

June	29:	Traded second-round draft choice Dirk Minniefield for a second-round choice in 1986 and the option to switch 1987 second-round choices with New Jersey.
Aug.	1:	Signed first-round draft choice Derek Harper and second-round draft choice Mark West.
	12:	Acquired New Jersey's 1985 first-round draft choice, New York's 1984 second-round draft choice and Fouts Walker from New Jersey for Kelvin Ransey.
Sept.	26:	Signed first-round draft choice Dale Ellis to a five-year contract.
Oct.	11:	Waived Fouts Walker.
Feb.	20:	Signed Roger Phegley to a 10-day contract.
March	1:	Signed Roger Phegley to a second 10-day contract.
	10:	Signed Roger Phegley to a contract for the remainder of the season.

1982-83

June	28:	Acquired Kelvin Ransey from Portland for Wayne Cooper and a 1985 first-round draft choice.
June	28:	Acquired Pat Cummings from Milwaukee for a second-round pick in 1982.
Aug.	31:	Waived Tom LaGarde.
Sept.	30:	Signed first-round draft choice Bill Garnett to a five-year contract.
Oct.	9:	Waived Clarence Kea.
Dec.	21:	Waived Scott Lloyd.
	27:	Reinstated Corny Thompson from the injured list.

1981-82

June	10:	Signed first-round pick Mark Aguirre to a five-year contract.
	24:	Signed first-round pick Rolando Blackman to a five-year contract. Signed second-round pick Jay Vincent to a four-year contract.
July	24:	Placed Stan Pietkiewicz on waivers.
	25:	Signed second-round pick Elston Turner to a three-year contract.
Aug.	20:	Acquired Allan Bristow and Wayne Cooper from Utah for Bill Robinzine.
Oct.	5:	Waived Chad Kinch.
	27:	Waived Abdul Jeelani.
Dec.	22:	Waived Oliver Mack. Re-signed Clarence Kea.

1980-81

June	9:	Acquired a second-round pick in 1981 and future considerations from Phoenix for Wiley Peck. Signed rookie free agent Ralph Drollinger.
Aug.	6:	Signed free agent Jerome Whitehead.
Sept.	11:	Acquired a second-round draft choice in 1983 and future considerations from Utah for Billy McKinney.
	16:	Acquired a first-round draft choice in 1984 from Cleveland for Mike Bratz.
Oct.	3:	Waived Bingo Smith and Raymond Townsend.
	8:	Waived Clarence Kea, Ken Dancy and Jack Givens.
	30:	Acquired Bill Robinzine, Atlanta's first-round draft choice in 1983 (which belonged to Cleveland) and Cleveland's first-round draft choice in 1986 from Cleveland for Richard Washington and Jerome Whitehead.
Nov.	6:	Acquired future considerations from Washington for Austin Carr.
	17:	Signed free agent Oliver Mack. Waived Joe Hassett.
Dec.	1:	Waived Darrell Allums.
	2:	Waived Terry Duerod. Signed free agent Brad Davis.
	10:	Acquired Denver's first-round draft picks in 1981 and 1985 for a first-round pick in 1986 and Kiki Vandeweghe.
Jan.	2:	Signed free agent Monti Davis to a 10-day contract.
	12:	Signed free agent Stan Pietkiewicz to a 10-day contract. Waived Monti Davis.
	21:	Signed Stan Pietkiewicz to a second 10-day contract.
	28:	Signed Stan Pietkiewicz to a contract for the remainder of the season.
Feb.	7:	Acquired Chad Kinch and a first-round draft choice in 1985 for Geoff Huston and a third round draft choice in 1983.
	10:	Signed Clarence Kea to a 10-day contract.
	19:	Waived Winford Boynes. Signed Clarence Kea to a second 10-day contract.
March	2:	Signed Clarence Kea to a contract for the rest of the season. Ralph Drollinger announced his retirement.
	27:	Signed Brad Davis to a multi-year contract.





MAVS NBA LEADERS

1980-81

Jim Spanarkel..... 4th FT% .887

1981-82

Jay Vincent..... 15th Scoring 21.4
Mark Aguirre..... 7th 3FG% .352

1982-83

Mark Aguirre..... 6th Scoring 24.4
Brad Davis..... 8th FG% .572
..... 6th FT% .845
..... 10th Assists 7.2

1983-84

Mark Aguirre..... 2nd Scoring 29.5
Rolando Blackman..... 13th Scoring 22.4
Brad Davis..... 10th Assists 6.9

1984-85

Mark Aguirre..... 8th Scoring 25.7
Brad Davis..... 3rd FT% .888
..... 3rd 3FG% .409
Dale Ellis..... 5th 3FG% .385

1985-86

Mark Aguirre..... 12th Scoring 22.6
Rolando Blackman..... 15th Scoring 21.5
Dale Ellis..... 8th 3FG% .364
James Donaldson..... 9th Rebounds 9.6
Brad Davis..... 9th FT% .868

1986-87

Mark Aguirre..... 7th Scoring 25.7
James Donaldson..... 4th FG% .586
Rolando Blackman..... 9th FT% .884
Detlef Schrempf..... 2nd 3FG% .478
James Donaldson..... 4th Rebounds 11.9
Derek Harper..... 7th Steals 2.17

1987-88

Mark Aguirre..... 8th Scoring 25.1
Roy Tarpley..... 7th Rebounds 11.8
Derek Harper..... 9th (Tie) Steals 2.05

1989-90

Derek Harper..... 5th Steals 2.28

1991-92

Mike Iuzzolino..... 4th 3FG% .434
Rolando Blackman..... 4th FT% .898

1994-95

Jamal Mashburn..... 5th Scoring 24.1
Popeye Jones..... 10th (Tie) Rebounds 10.6
Jason Kidd..... 10th (Tie) Assists 7.7
..... 7th Steals 1.91

1995-96

Jason Kidd..... 2nd Assists 9.7
..... 4th (Tie) Steals 2.16

1996-97

Shawn Bradley..... 1st Blocks 3.40
Robert Pack..... 9th Assists 8.4

1997-98

Michael Finley..... 11th Scoring 21.5
..... 1st Minutes 41.4
Shawn Bradley..... 3rd Blocks 3.34
Hubert Davis..... 4th 3FG% .439

1998-99

Michael Finley..... 13th Scoring 20.2
..... 3rd Minutes 41.0
Shawn Bradley..... 2nd Blocks 3.24
Hubert Davis..... 3rd 3FG% .451

1999-2000

Michael Finley..... 11h Scoring 22.6
..... 1st Minutes 42.2
Hubert Davis..... 1st 3FG% .491
Shawn Bradley..... 5th Blocks 2.47

2000-01

Michael Finley..... 1st Minutes 42.0
Steve Nash..... 4th FT% .895
Shawn Bradley..... 3rd Blocks 2.78

2001-02

Dirk Nowitzki..... 8th Scoring 23.4
..... 8th Rebounds 9.9
Michael Finley..... 10th Minutes 39.9
Steve Nash..... 5th 3FG% .455
..... 5th FT% .887
..... 9th Assists 7.7
Raef LaFrentz..... 2nd Blocks 2.73

2002-03

Dirk Nowitzki..... 6th Scoring 25.1
..... 7th Rebounds 9.9
..... 7th FT% .881
Michael Finley..... 15th (Tie) FT% .861
Steve Nash..... 3rd FT% .909
..... 6th 3FG% .413
..... 8th Assists 7.3
Shawn Bradley..... 9th Blocks 2.10

2003-04

Dirk Nowitzki..... 9th Scoring 21.8
..... 8th (Tie) FT% .877
Michael Finley..... 11th (Tie) 3FG% .405
..... 15th Minutes 38.6
Steve Nash..... 3rd Assists 8.8
..... 11th (Tie) 3FG% .405
..... 2nd FT% .916
Antawn Jamison..... 3rd (Tie) FG% .535

2004-05

Dirk Nowitzki..... 4th Scoring 26.1
..... 9th (Tie) Rebounds 9.7
..... 12th FT% 86.9
..... 10th (Tie) Minutes 38.7
Josh Howard..... 15th Steals 1.53
Jason Terry..... 10th 3FG% .420

2005-06

Dirk Nowitzki..... 7th Scoring 26.6
..... 15th (Tie) Rebounds 9.0
..... 4th FT% .901
Jerry Stackhouse..... 7th FT% .882
DeSagana Diop..... 14th Blocks 1.80

2006-07

Dirk Nowitzki..... 10th (Tie) Scoring 24.6
..... 11th (Tie) Rebounds 8.9
..... 13th 3FG% .416
..... 2nd (Tie) FT% .904
Jason Terry..... 6th 3FG% .438



**2007-08**

Jason Kidd	4th Assists	10.1
.....	11th (Tie) Steals	1.70
Dirk Nowitzki.....	7th Scoring	23.6
.....	10th FT%	.879
Jerry Stackhouse	7th FT%	.892

2008-09

Jason Kidd	5th Assists	8.7
.....	3rd Steals	2.0
Dirk Nowitzki.....	4th Scoring	25.9
.....	7th FT%	.890
.....	13th Minutes	37.7
Jason Terry	11th FT%	.880

2009-10

Dirk Nowitzki.....	7th Scoring	25.0
.....	2nd FT%	.915
.....	15th Minutes	37.5
Jason Kidd	5th Assists	9.1
.....	5th Steals	1.81
.....	11th 3FG%	.425
Jason Terry	13th FT%	.866
Brendan Haywood	13th Rebounds	9.3
.....	4th Blocks	2.05
Caron Butler.....	12th Steals	1.57
.....	14th Minutes	37.6

2010-11

Dirk Nowitzki.....	10th Scoring	23.0
.....	7th FT%	.892
Jason Kidd	8th Assists	8.2
.....	7th Steals	1.68
Tyson Chandler.....	10th Rebounds	9.4
Peja Stojakovic	12th 3FG%	.419

2011-12

Dirk Nowitzki.....	8th Scoring	21.6
.....	3rd FT%	.896

2012-13

Darren Collison	9th FT%	.880
Dirk Nowitzki.....	11th FT%	.860

2013-14

Dirk Nowitzki.....	13th Scoring	21.7
.....	2nd FT%	.899
Monta Ellis	11th Steals	1.72
.....	8th Minutes	36.9
Jose Calderon.....	4th 3FG%	.449

2014-15

Dirk Nowitzki.....	8th FT%	.882
Tyson Chandler.....	5th Rebounds	11.5
Monta Ellis	8th Steals	1.85
Rajon Rondo	5th Assists	7.9

2015-16

Dirk Nowitzki.....	5th FT%	.893
Zaza Pachulia	14th Rebounds	9.4
Chandler Parsons	9th 3FG%	.414
Deron Williams.....	15th FT%	.869

2016-17

Seth Curry.....	6th 3FG%	.425
Harrison Barnes.....	12th Minutes	35.5

2017-18

Jose Juan Barea.....	12th Assists	6.3
Doug McDermott.....	11th 3FG%	.426

2019-20

Luka Dončić	6th Scoring	28.8
.....	17th Rebounds	9.4
.....	3rd Assists	8.8
Kristaps Porzingis	16th Rebounds	9.5
.....	5th Blocks	2.0
Seth Curry.....	3rd 3FG%	.452

2020-21

Luka Dončić	6th Scoring	27.7
.....	6th Assists	8.6
Kristaps Porzingis	16th Blocks	1.3





HONOR ROLL

NBA MVP

Dirk Nowitzki - 2006-07

FINALS MVP

Dirk Nowitzki - 2011

ALL-STAR SATURDAY

LONG DISTANCE SHOOTOUT

Dirk Nowitzki – Tied 6th – 2019 (Charlotte)
Wesley Matthews – 6th – 2017 (New Orleans)
Dirk Nowitzki – 3rd – 2008 (New Orleans)
Dirk Nowitzki – 3rd – 2007 (Las Vegas)
Jason Terry – 6th – 2007 (Las Vegas)
Dirk Nowitzki – 1st – 2006 (Houston)
Jason Terry – 4th – 2006 (Houston)
Steve Nash – 3rd – 2002 (Philadelphia)
Dirk Nowitzki – 3rd – 2001 (Washington)
Steve Nash – 5th – 2001 (Washington)
Dirk Nowitzki – 2nd – 2000 (Oakland)
Hubert Davis – Tied 6th – 2000 (Oakland)
Hubert Davis – 2nd – 1998 (New York)
George McCloud – 3rd – 1996 (San Antonio)
Derek Harper – Tied 5th – 1989 (Houston)
Detlef Schrempf – 4th – 1988 (Chicago)
Detlef Schrempf – 2nd – 1987 (Seattle)
Dale Ellis – 3rd – 1986 (Dallas)

SLAM DUNK COMPETITION

Dennis Smith Jr. – 3rd – 2018 (Los Angeles)
Michael Finley – 3rd – 1997 (Cleveland)
Tony Dumas – first-round – 1995 (Phoenix)

SKILLS CHALLENGE

Luka Dončić – 3rd – 2019 (Charlotte)
Luka Dončić – lost in semifinals – 2021 (Atlanta)

SHOOTING STARS COMPETITION

Dirk Nowitzki (with Kenny Smith, Roneeka Hodges for Texas) – 2nd – 2011 (Los Angeles)
Dirk Nowitzki (with Kenny Smith, Becky Hammon for Texas) – 1st – 2010 (Dallas)

ROOKIE GAME/RISING STARS CHALLENGE

Luka Dončić – 2020 (Chicago)
Luka Dončić – 2019 (Charlotte)
Dennis Smith Jr. – 2018 (Los Angeles)
Dwight Powell – 2016 (Toronto)
Devin Harris – 2006 (Houston)
Josh Howard – 2005 (Denver)
Devin Harris – 2005 (Denver)
Josh Howard – 2004 (Los Angeles)
Dirk Nowitzki – 2000 (Oakland)
Samaki Walker* – 1997 (Cleveland)
Jason Kidd – 1995 (Phoenix)
Jamal Mashburn – 1994 (Minnesota)
Popeye Jones – 1994 (Minnesota)
*injured, did not play

ALL NBA

Luka Dončić – 2021 (First Team)
Luka Dončić – 2020 (First Team)
Dirk Nowitzki – 2011-12 (Third Team)
Dirk Nowitzki – 2010-11 (Second Team)
Dirk Nowitzki – 2009-10 (Second Team)
Dirk Nowitzki – 2008-09 (First Team)
Dirk Nowitzki – 2007-08 (Second Team)
Dirk Nowitzki – 2006-07 (First Team)
Dirk Nowitzki – 2005-06 (First Team)
Dirk Nowitzki – 2004-05 (First Team)
Dirk Nowitzki – 2003-04 (Third Team)
Dirk Nowitzki – 2002-2003 (Second Team)
Steve Nash – 2002-03 (Third Team)
Dirk Nowitzki – 2001-02 (Second Team)
Steve Nash – 2001-02 (Third Team)
Dirk Nowitzki – 2000-01 (Third Team)

PLAYER OF THE MONTH

Luka Dončić – October/November 2019*
Dirk Nowitzki – April 2009*
Dirk Nowitzki – February 2007*
Dirk Nowitzki – December 2005*
Dirk Nowitzki – February 2005*
Dirk Nowitzki – December 2004*
Finley/Nash/Nowitzki – November 2002*
Mark Aguirre – January 1984
* Western Conference Player of the Month

PLAYER OF THE WEEK

Luka Dončić – April 25, 2021*
Luka Dončić – April 4, 2021*
Luka Dončić – January 10, 2021*
Kristaps Porzingis – March 2, 2020*
Luka Dončić – November 25, 2019*
Jose Juan Barea. – April 3, 2016*
Monta Ellis – April 13, 2014*
Dirk Nowitzki – April 6, 2014*
Dirk Nowitzki – December 12, 2010*
Dirk Nowitzki – November 28, 2010*
Dirk Nowitzki – April 11, 2010*
Dirk Nowitzki – March 7, 2010*
Dirk Nowitzki – February 28, 2010*
Dirk Nowitzki – November 15, 2009*
Jason Kidd – April 6, 2009*
Dirk Nowitzki – December 7, 2008*
Dirk Nowitzki – November 23, 2008*
Dirk Nowitzki – January 16, 2007*
Josh Howard – January 2, 2007*
Josh Howard – December 26, 2007*
Dirk Nowitzki – November 20, 2006*
Jason Terry – January 23, 2005*
Dirk Nowitzki – December 5, 2004*
Dirk Nowitzki – April 4, 2004*
Michael Finley – January 18, 2004*
Dirk Nowitzki – January 4, 2003*
Dirk Nowitzki – November 9, 2002*
Michael Finley – April 14, 2002*
Dirk Nowitzki – January 27, 2002*
Steve Nash – December 16, 2001*
Michael Finley – February 6, 2000
Jason Kidd – February 4, 1996
Jason Kidd – March 19, 1995
Jamal Mashburn – December 11, 1994
Roy Tarpley – February 28, 1988
Mark Aguirre – February 25, 1985
Mark Aguirre – November 27, 1984
Jay Vincent – January 14, 1982
* Western Conference Player of the Week

ALL-STAR GAME

Luka Dončić* – 2021 (Atlanta)
Luka Dončić* – 2020 (Chicago)
Dirk Nowitzki\$ – 2019 (Charlotte)
Dirk Nowitzki – 2015 (New York)
Dirk Nowitzki – 2014 (New Orleans)
Dirk Nowitzki – 2012 (Orlando)
Dirk Nowitzki – 2011 (Los Angeles)
Dirk Nowitzki* – 2010 (Dallas)
Jason Kidd – 2010 (Dallas)
Dirk Nowitzki – 2009 (Phoenix)
Dirk Nowitzki – 2008 (New Orleans)
Dirk Nowitzki* – 2007 (Las Vegas)
Josh Howard – 2007 (Las Vegas)
Dirk Nowitzki – 2006 (Houston)
Avery Johnson – 2006 (Houston) – Coach
Dirk Nowitzki – 2005 (Denver)
Dirk Nowitzki – 2004 (Los Angeles)
Dirk Nowitzki – 2003 (Atlanta)
Steve Nash – 2003 (Atlanta)
Dirk Nowitzki – 2002 (Philadelphia)
Steve Nash – 2002 (Philadelphia)
Don Nelson – 2002 (Philadelphia) – Coach
Michael Finley – 2001 (Washington)
Michael Finley – 2000 (Oakland)
Chris Gatling – 1997 (Cleveland)
Jason Kidd* – 1996 (San Antonio)
Rolando Blackman – 1990 (Miami)
James Donaldson – 1988 (Chicago)
Mark Aguirre – 1988 (Chicago)
Rolando Blackman – 1987 (Seattle)
Mark Aguirre – 1987 (Seattle)
Rolando Blackman – 1986 (Dallas)

Rolando Blackman – 1985 (Indianapolis)
Mark Aguirre – 1984 (Denver)
* starter
\$ NBA commissioner selection

COACH OF THE YEAR

Avery Johnson – 2005-06*

COACH OF THE MONTH

Rick Carlisle – February 2011*
Rick Carlisle – April 2010*
Avery Johnson – February 2007*
Avery Johnson – January 2006*
Avery Johnson – November 2005*
Avery Johnson – April 2005*
Don Nelson – November 2002*
Dick Motta – November 1994
Dick Motta – November 1983
* Western Conference Coach of the Month
\$ Selected as a special roster addition by NBA Commissioner Adam Silver

ROOKIE OF THE MONTH

Luka Dončić* – October/November 2018, December 2018, January 2019, February 2019, March/April 2019
Yogi Ferrell* – February 2017
Devin Harris* – November 2004
Jason Kidd – March 1995
Jay Vincent – December 1981, February 1982, March 1982
Mark Aguirre* – November 1981
* Western Conference Rookie of the Month

SIXTH MAN OF THE YEAR

Jason Terry – 2008-09
Antawn Jamison – 2003-04
Roy Tarpley – 1987-88

ROOKIE OF THE YEAR

Luka Dončić – 2018-19
Jason Kidd (tied with Detroit's Grant Hill) – 1994-95

ALL-ROOKIE TEAM

Luka Dončić – 2018-19 (First Team)
Dennis Smith Jr. – 2017-18 (Second Team)
Yogi Ferrell – 2016-17 (Second Team)
Marquis Daniels – 2003-04 (Second Team)
Josh Howard – 2003-04 (Second Team)
Jason Kidd – 1994-95 (First Team)
Jamal Mashburn – 1993-94 (First Team)
Roy Tarpley – 1986-87 (First Team)
Sam Perkins – 1984-85 (First Team)
Jay Vincent – 1981-82 (First Team)

ALL-DEFENSIVE TEAM

Tyson Chandler (2nd Team) – 2010-11
Derek Harper (2nd Team) – 1989-90
Derek Harper (2nd Team) – 1986-87

SPORTSMANSHIP AWARD

Jason Kidd – 2011-12

J. WALTER KENNEDY CITIZENSHIP AWARD

Jose Juan Barea – 2017-18

MANNIE JACKSON HUMAN SPIRIT AWARD

Jose Juan Barea – 2017-18

TWYMAN-STOKES TEAMMATE OF THE YEAR AWARD

Dirk Nowitzki – 2016-17

MAGIC JOHNSON AWARD

Dirk Nowitzki – 2013-14

NBA CARES END-OF-SEASON COMMUNITY ASSIST AWARD

Dwight Powell – 2019-20





MAVS TOP GAMES

40+ Point Games (Regular Season Only)

Points	Player	Opponent	Date
53	Dirk Nowitzki	vs. Houston (OT)	12/2/04
51	Dirk Nowitzki	vs. Golden State	3/23/06
50	Jim Jackson	at Denver (OT)	11/26/94
50	Jamal Mashburn	at Chicago (OT)	11/12/94
49	Mark Aguirre	vs. Philadelphia	1/28/85
47	Josh Howard	vs. Utah	12/8/07
46	LukaDončić	vs. New Orleans	2/12/21
46	Dirk Nowitzki	vs. Oklahoma City	12/13/08
46	Rolando Blackman	vs. Sacramento (OT)	3/12/86
46	Mark Aguirre	vs. Denver (OT)	3/1/85
46	Mark Aguirre	vs. Denver	3/24/84
45	Jamal Mashburn	vs. Washington (OT)	12/8/94
45	Sam Perkins	at Golden State	4/12/90
45	Mark Aguirre	vs. Washington	2/22/85
44	LukaDončić	vs. Portland	2/14/21
44	Dirk Nowitzki	vs. Chicago (OT)	2/7/09
44	Dirk Nowitzki	at Denver	1/13/09
44	Jim Jackson	at Washington	2/21/95
44	Mark Aguirre	at Portland	2/6/83
43	Dirk Nowitzki	at Indiana (OT)	1/12/07
43	Dirk Nowitzki	at Seattle	1/27/04
43	Mark Aguirre	at New Jersey	3/24/87
43	Rolando Blackman	vs. Golden State	3/10/84
43	Mark Aguirre	at Indiana	1/25/83
42	Tim Hardaway Jr.	at Detroit	4/29/21
42	LukaDončić	vs. LA Clippers	3/17/21
42	LukaDončić	vs. Golden State	2/6/21
42	Luka Dončić	at Phoenix	11/29/19
42	Luka Dončić	vs. San Antonio	11/18/19
42	Dirk Nowitzki	vs. Detroit	11/23/10
42	Michael Finley	at Detroit	11/27/02
42	Jamal Mashburn	at Houston (2OT)	4/11/95
42	Derek Harper	vs. Portland (3OT)	12/29/89
42	Mark Aguirre	at Phoenix (2OT)	3/3/86
42	Rolando Blackman	at New Jersey	2/17/86
42	Mark Aguirre	vs. Sacramento	11/2/85
42	Mark Aguirre	vs. Phoenix	2/17/84
42	Mark Aguirre	at Portland	2/7/84
42	Mark Aguirre	at L.A. Lakers	12/2/83
42	Mark Aguirre	vs. Golden State	11/14/81
41	Luka Dončić	vs. Detroit#	12/12/19
41	Luka Dončić	at Houston	11/24/19
41	Dirk Nowitzki	vs. San Antonio (OT)	11/18/09
41	Dirk Nowitzki	vs. Oklahoma City (OT)	2/27/09
41	Dirk Nowitzki	at Miami	11/11/04
41	Mark Aguirre	at Golden State	1/11/89
41	Mark Aguirre	vs. San Antonio	2/20/87
41	Rolando Blackman	at New York	1/13/87
41	Mark Aguirre	at Golden State	4/2/85
41	Mark Aguirre	vs. Utah	1/11/84
41	Jay Vincent	vs. Kansas City	12/29/81
40	Luka Dončić	vs. Phoenix*	8/20/20
40	Dirk Nowitzki	vs. Portland (OT)	3/20/16
40	Dirk Nowitzki	vs. New Orleans	1/11/14
40	O.J. Mayo	at Houston	12/8/12
40	Dirk Nowitzki	at Utah (3OT)	4/16/12
40	Dirk Nowitzki	vs. Utah	3/3/12
40	Dirk Nowitzki	at Portland	4/9/10
40	Rodrigue Beaubois	at Golden State	3/27/10
40	Dirk Nowitzki	vs. Utah	11/3/09
40	Dirk Nowitzki	vs. Detroit	2/7/04
40	Dirk Nowitzki	vs. Milwaukee	12/30/02
40	Dirk Nowitzki	at Atlanta	1/15/02
40	Jim Jackson	vs. Boston	12/15/94
40	Mark Aguirre	at Sacramento	2/12/87
40	Mark Aguirre	vs. Golden State	3/1/86
40	Mark Aguirre	at Detroit	2/13/85
40	Mark Aguirre	at San Diego	12/11/83
40	Mark Aguirre	at Golden State (OT)	12/10/83
40	Jay Vincent	at New York	2/16/82

*Game played in Orlando

#Game played in Mexico City

20+ Rebounds (Regular Season Only)

Rebounds	Player	Opponent	Date
28	Popeye Jones	vs. Indiana	1/9/96
27	Popeye Jones	vs. L.A. Clippers	4/6/96
27	James Donaldson	vs. Portland (3OT)	12/29/89
26	Erick Dampier	vs. Philadelphia	1/29/05
25	Tyson Chandler	vs. New York (OT)	11/26/14
25	Roy Tarpley	vs. Milwaukee	4/1/90
24	Roy Tarpley	vs. New York	3/22/88
23	DeAndre Jordan	at Golden State	12/22/18
23	DeAndre Jordan	vs. Sacramento	12/16/18
23	DeAndre Jordan	vs. L.A. Clippers	12/2/18
23	Tyson Chandler	vs. Phoenix	4/8/15
23	Dirk Nowitzki	vs. Boston	2/21/02
23	Roy Tarpley	vs. Phoenix	2/22/88
23	Roy Tarpley	vs. Indiana	1/13/88
22	DeAndre Jordan	at L.A. Clippers	12/20/18
22	Dirk Nowitzki	vs. L.A. Lakers	4/3/03
22	Shawn Bradley	vs. Portland	4/7/98
22	Popeye Jones	vs. Denver	12/1/94
22	Roy Tarpley	at Sacramento	11/7/89
22	James Donaldson	vs. New Jersey	3/6/89
22	James Donaldson	vs. Miami	2/16/89
22	James Donaldson	vs. Denver	12/19/86
22	James Donaldson	vs. Denver	12/14/85
21	Zaza Pachulia	at Portland (OT)	12/11/15
21	Dirk Nowitzki	at San Antonio	4/6/02
21	Dirk Nowitzki	vs. Sacramento	2/23/02
21	Dennis Rodman	vs. New Jersey	3/2/00
21	Popeye Jones	at Houston (2OT)	4/11/95
21	Terry Davis	at Detroit	1/13/92
21	James Donaldson	at San Antonio	2/20/89
21	Roy Tarpley	at L.A. Clippers	3/18/88
21	Roy Tarpley	at L.A. Lakers	3/12/88
21	Roy Tarpley	vs. Denver	2/29/88
21	James Donaldson	vs. Houston	3/14/87
21	James Donaldson	at Boston	1/14/87
21	James Donaldson	vs. Denver	4/3/86
20	26 times:		
	Popeye Jones (4)		
	Dirk Nowitzki (3)		
	Roy Tarpley (3)		
	James Donaldson (3)		
	DeAndre Jordan (2)		
	Boban Marjanović (1)		
	Luka Dončić (1)		
	Tyson Chandler (1)		
	Brendan Haywood (1)		
	Erick Dampier (1)		
	Shawn Bradley (1)		
	Samaki Walker (1)		
	Chris Gatling (1)		
	Lorenzo Williams (1)		
	Sam Perkins (1)		
	Pat Cummings (1)		

16+ Assists (Regular Season Only)

Assists	Player	Opponent	Date
25	Jason Kidd	vs. Utah (2OT)	2/8/96
20	LukaDončić	vs. Washington	5/1/21
20	Jason Kidd	vs. Phoenix	4/5/09
19	LukaDončić	vs. New York	4/16/21
19	Luka Dončić	vs. Milwaukee (OT)*	8/8/20
19	Steve Nash	vs. Sacramento	4/1/04
18	Jason Kidd	vs. Charlotte	10/27/10
18	Jason Kidd	at Orlando (OT)	12/2/96
18	Jason Kidd	vs. Seattle	12/12/95
18	Derek Harper	vs. Boston	12/29/88
17	Luka Dončić	at Sacramento	1/15/20
17	Jason Kidd	at Atlanta (OT)	2/26/10
17	Jason Kidd	at Boston	1/18/10
17	Jason Kidd	at Milwaukee (OT)	11/16/09
17	Jason Kidd	vs. Golden State	4/2/08
17	Jason Kidd	at Minnesota	2/24/08
17	Steve Nash	at Utah	11/20/00
17	Jason Kidd	vs. Chicago	11/29/96





17	Jason Kidd	at Golden State	3/13/95
17	Derek Harper	at Cleveland	2/18/90
17	Mark Aguirre	vs. Denver	11/23/88
17	Brad Davis	vs. San Antonio	3/18/86
17	Brad Davis	vs. Cleveland (OT)	3/16/85
16	LukaDončić	vs. LA Clippers	3/15/21
16	LukaDončić	vs. Denver	1/25/21
16	Deron Williams	vs. Portland (OT)	3/20/16
16	Jason Kidd	vs. Golden State	2/3/10
16	Jason Kidd	vs. Minnesota	12/30/08
16	Steve Nash	at New Jersey	3/21/04
16	Jason Kidd	at Vancouver	3/1/96
16	Jason Kidd	vs. L.A. Clippers	1/30/96
16	Jason Kidd	at Phoenix	1/12/96
16	Jason Kidd	vs. Phoenix	12/27/94
16	Derek Harper	vs. Milwaukee	1/22/92
16	Derek Harper	at Seattle	11/10/87
16	Mark Aguirre	vs. Denver	1/14/83
16	Brad Davis	vs. L.A. Lakers	3/17/81
16	Brad Davis	at Kansas City	2/26/81

*Game played in Orlando

OPPONENT TOP GAMES**40+ Point Games (Regular Season Only)**

Points	Player	Opponent	Date
62	Kobe Bryant	at L.A. Lakers	12/20/05
61	Damian Lillard	Portland*	8/11/20
57	Stephen Curry	Golden State	2/6/21
53	Tim Duncan	at San Antonio (OT)	12/26/01
52	Kevin Durant	Oklahoma City (OT)	1/18/13
52	Andre Miller	Portland (OT)	1/30/10
52	Kobe Bryant	at L.A. Lakers	3/2/08
51	Jamal Crawford	Phoenix	4/9/19
51	Stephen Curry	at Golden State	2/4/15
50	Larry Bird	Boston	3/10/86
50	Bernard King	New York	2/1/84
50	Adrian Dantley	at Utah	10/31/80
49	James Harden	Houston (OT)*	7/31/20
48	Giannis Antetokounmpo	at Milwaukee	12/16/19
48	Stephen Curry	Golden State	1/13/19
48	Anthony Davis	at New Orleans	12/28/18
48	Tracy McGrady	Houston (OT)	12/2/04
48	Adrian Dantley	at Utah	3/18/81
47	Damian Lillard	at Portland	1/23/20
47	Kyrie Irving	Boston (OT)	11/20/17
47	Danilo Gallinari	at Denver (2OT)	4/10/15
46	Monta Ellis	Golden State	2/3/10
46	LeBron James	at Cleveland	3/29/06
46	Jason Terry	at Atlanta	1/15/02
46	Shaquille O'Neal	at L.A. Lakers	12/5/01
46	Latrell Sprewell	at Golden State	1/21/97
46	Adrian Dantley	Utah	1/20/84
45	Kyrie Irving	Brooklyn	5/6/21
45	Russell Westbrook	at Oklahoma City	1/26/17
45	Klay Thompson	at Golden State	1/27/16
45	Tracy McGrady	Houston	1/16/07
45	George Gervin	Chicago	1/27/86
45	George Gervin	San Antonio	11/27/82
45	Purvis Short	Golden State	3/12/81
44	Julius Randle	New York	4/16/21
44	Carmelo Anthony	at New York	2/24/14
44	Purvis Short	Golden State (OT)	1/11/86
44	Mike Mitchell	at San Antonio	2/28/84
44	Moses Malone	Houston (OT)	2/27/82
43	Kevin Durant	Oklahoma City (OT)	3/25/14
43	Carmelo Anthony	Denver	3/27/09
43	Stephon Marbury	New York	3/30/07
43	Kobe Bryant	L.A. Lakers	12/12/05
43	Gilbert Arenas	Washington	1/18/05
43	Shaquille O'Neal	at L.A. Lakers	4/17/98
43	David Robinson	at San Antonio	1/15/95
43	Shaquille O'Neal	Orlando	3/3/94
43	Michael Jordan	Chicago	4/7/90
42	Russell Westbrook	Washington	5/1/21
42	Damian Lillard	Portland	11/4/16

42	LeBron James	Miami	2/18/14
42	Carmelo Anthony	at Denver	2/10/11
42	Chris Paul	New Orleans	4/10/09
42	Shaquille O'Neal	Orlando	1/18/95
42	David Robinson	at San Antonio (OT)	12/6/94
42	Karl Malone	Utah	1/13/90
42	Butch Carter	at Indiana	1/25/83
41	Kemba Walker	at Charlotte	1/10/18
41	Devin Harris	at New Jersey	12/19/08
41	Deron Williams	Utah	12/8/07
41	Amaré Stoudemire	Phoenix (2OT)	3/14/07
41	Stephon Marbury	at Phoenix	1/17/03
41	Michael Jordan	at Chicago	12/29/97
41	Hakeem Olajuwon	Houston	1/3/95
41	Sean Elliott	at San Antonio	12/18/92
41	Michael Jordan	at Chicago	12/12/89
41	Sleepy Floyd	at Golden State	12/6/86
41	Clyde Drexler	Portland	3/14/86
41	Kiki Vandeweghe	at Denver	2/8/84
40	Kelly Oubre	Golden State	2/4/21
40	Klay Thompson	at Golden State	3/25/16
40	DeMar DeRozan	at Toronto	1/22/14
40	Kevin Durant	at Oklahoma City (OT)	12/27/12
40	Kobe Bryant	L.A. Lakers	1/25/08
40	Jason Richardson	Golden State	3/23/06
40	Kobe Bryant	at L.A. Lakers	3/4/05
40	Alonzo Mourning	Miami	3/12/96
40	Joe Dumars	Detroit	2/19/94
40	Johnny Newman	Charlotte	1/19/91
40	Dominique Wilkins	at Atlanta	3/29/88
40	Alex English	at Denver	1/31/85
40	Larry Bird	Boston	11/27/84
40	Purvis Short	at Golden State	11/15/84
40	Adrian Dantley	at Utah	3/17/84
40	World B. Free	at Cleveland	11/4/83
40	George Gervin	San Antonio	4/16/83
40	Purvis Short	Golden State	12/2/82
40	Alex English	Denver	11/13/82
40	Adrian Dantley	at Utah	4/6/82
40	Adrian Dantley	at Utah	1/8/81
40	Moses Malone	Houston (OT)	1/2/81

*Game played in Orlando

21+ Rebounds (Regular Season Only)

Rebounds	Player	Opponent	Date
32	Dennis Rodman	at San Antonio	1/22/94
31	Kevin Willis	Atlanta	12/3/91
27	DeAndre Jordan	L.A. Clippers	2/9/15
27	Dennis Rodman	at Chicago	12/29/97
26	Al Jefferson	at Utah (3OT)	4/16/12
26	Lorenzen Wright	at Memphis	11/4/01
26	Ervin Johnson	Denver	4/19/97
25	Rudy Gobert	Utah (OT)	1/20/17
25	Charles Barkley	at Philadelphia	3/30/86
25	Edgar Jones	at San Antonio (2OT)	3/13/84
24	Hassan Whiteside	at Miami	1/30/15
24	Andre Drummond	at Detroit	12/17/14
24	Ben Wallace	at Detroit	11/27/02
24	Danny Fortson	Denver	2/25/99
24	Moses Malone	Philadelphia (OT)	2/29/82
23	Clint Capela	at Houston	11/24/19
23	Dwight Howard	Charlotte	3/24/18
23	Dwight Howard	at Orlando	12/21/10
23	DeJuan Blair	San Antonio	4/14/10
23	Dikembe Mutombo	at Denver	12/5/93
23	Michael Cage	at L.A. Clippers	1/18/88
22	Clint Capela	at Houston	11/24/19
22	DeMarcus Cousins	New Orleans	11/3/17
22	Serge Ibaka	at Oklahoma City	2/19/15
22	Reggie Evans	Brooklyn	3/20/13
22	Kevin Garnett	Minnesota	1/3/04
22	Malik Rose	at San Antonio	11/8/03
22	Shareef Abdur-Rahim	at Vancouver (OT)	2/6/00
22	Dennis Rodman	Chicago (OT)	3/12/98
22	Anthony Mason	Charlotte	2/25/97
22	Shawn Kemp	Seattle	12/12/95





22	Hakeem Olajuwon	at Houston	4/3/91
22	Hakeem Olajuwon	at Houston	3/10/89
22	Robert Parish	at Boston	3/3/89
22	Cliff Robinson	at Cleveland	2/16/83
22	Moses Malone	Houston (OT)	3/24/81
21	Karl-Anthony Towns	at Minnesota	4/3/16
21	Anderson Varejao	at Cleveland	1/20/14
21	Anthony Tolliver	at Golden State	3/27/10
21	Dikembe Mutombo	at Atlanta	2/5/01
21	Antawn Jamison	Golden State	1/25/00
21	Jayson Williams	at New Jersey	3/17/99
21	Dennis Rodman	at Chicago	3/25/97
21	Loy Vaught	at L.A. Clippers	4/23/95
21	Shaquille O'Neal	at Orlando	3/16/94
21	Dennis Rodman	at Detroit	1/13/92
21	Rony Seikaly	at Miami	11/14/90
21	Kurt Rambis	at Charlotte	12/16/88
21	Bill Laimbeer	Detroit	11/15/88
21	Kenny Carr	at Portland	12/14/86
21	Artis Gilmore	at San Antonio	1/11/83
21	Moses Malone	at Houston	2/23/82
21	Moses Malone	at Houston	10/29/80

20+ Assists (Regular Season Only)

Assists	Player	Opponent	Date
25	Isiah Thomas	at Detroit	2/13/85
23	Magic Johnson	L.A. Lakers	4/20/88
22	Robert Pack	at New Jersey	11/23/96
20	Deron Williams	at Utah	3/3/08
20	Kevin Johnson	at Phoenix	4/3/90
20	John Stockton	Utah	4/21/89
20	Gus Williams	at Seattle	12/9/83

CAREER LEADERS

Points

Player	Points
Dirk Nowitzki	31,560
Rolando Blackman	16,643
Mark Aguirre	13,930
Derek Harper	12,597
Michael Finley	12,389
Jason Terry	9,953
Brad Davis	7,623
Sam Perkins	6,766
Josh Howard	6,614
Jay Vincent	6,464

Points Per Game (Min. 100 GP)

Player	PPG
LUKA DONČIĆ	25.7
Mark Aguirre	24.6
Dirk Nowitzki	20.7
Jamal Mashburn	19.9
Michael Finley	19.8
Jim Jackson	19.6
Rolando Blackman	19.2
Monta Ellis	19.0
Harrison Barnes	18.7
Jay Vincent	16.9

current players in CAPS

Field Goals

Player	Field Goals
Dirk Nowitzki	11,169
Rolando Blackman	6,487
Mark Aguirre	5,441
Derek Harper	4,899
Michael Finley	4,834
Jason Terry	3,719
Brad Davis	2,874
Jay Vincent	2,580
Sam Perkins	2,540
Josh Howard	2,506

Field Goal Attempts

Player	Attempts
Dirk Nowitzki	23,734
Rolando Blackman	13,061
Mark Aguirre	11,060
Michael Finley	10,830
Derek Harper	10,454
Jason Terry	8,043
Brad Davis	5,630
Josh Howard	5,515
Jay Vincent	5,356
Sam Perkins	5,321

Field Goal Percentage (Min. 500 FGA)

Player	FG %
Tyson Chandler	(559-847) .660
Brandan Wright	(710-1,103) .644
Erick Dampier	(1,075-1,818) .591
DWIGHT POWELL	(1,178-2,074) .568
James Donaldson	(1,621-2,944) .551
Brendan Haywood	(334-607) .550
Antawn Jamison	(488-913) .535
Chris Gatling	(309-580) .533
Brad Davis	(2,874-5,614) .510
Chris Kaman	(313-617) .507

current players in CAPS

3-Point Field Goals

Player	3-Pt Field Goals
Dirk Nowitzki	1,982
Jason Terry	1,140
Michael Finley	870
Jason Kidd	778
Derek Harper	705
Wesley Matthews	616
Jose Juan Barea	596
Steve Nash	569
LUKA DONČIĆ	531
TIM HARDAWAY JR.	456

3-Point Field Goal Attempts

Player	3-Pt. Attempts
Dirk Nowitzki	5,210
Jason Terry	2,939
Michael Finley	2,316
Jason Kidd	2,145
Derek Harper	2,030
Jose Juan Barea	1,676
Wesley Matthews	1,669
LUKA DONČIĆ	1,603
Steve Nash	1,368
Devin Harris	1,299

3-Point Field Goal Percentage (Min. 75 Attempts)

Player	3-Pt. FG %
Doug McDermott	(39-79) .494
Hubert Davis	(306-674) .454
Jose Calderon	(191-425) .449
Seth Curry	(282-643) .439
Richard Jefferson	(66-155) .426
Steve Nash	(569-1,368) .416
O.J. Mayo	(142-349) .407
Wang Zhizhi	(48-118) .407
Mike Iuzzolino	(113-280) .404
Ryan Broekhoff	(58-144) .403

Free Throws

Player	Free Throws
Dirk Nowitzki	7,240
Rolando Blackman	3,501
Mark Aguirre	2,815
Derek Harper	2,094
Michael Finley	1,851
Sam Perkins	1,629





Brad Davis	1,605
Jason Terry	1,375
Jay Vincent	1,303
Josh Howard	1,284

Free Throw Attempts

Player	FT Attempts
Dirk Nowitzki	8,239
Rolando Blackman	4,166
Mark Aguirre	3,793
Derek Harper	2,804
Michael Finley	2,270
Sam Perkins	2,002
Brad Davis	1,933
Jay Vincent	1,661
Josh Howard	1,654
Jason Terry	1,623

Free Throw Percentage (Min. 200 Attempts)

Player	FT %
Steve Nash	(1,142-1,272) .898
Darren Collison	(242-275) .880
Dirk Nowitzki	(7,240-8,239) .879
Jerry Stackhouse	(769-889) .865
Jim Spanarkel	(751-876) .857
Hubert Davis	(243-284) .856
Deron Williams	(248-290) .855
Jason Terry	(1,375-1,623) .847
Brandon Bass	(344-407) .845
Harrison Barnes	(666-792) .841

Rebounds

Player	Rebounds
Dirk Nowitzki	11,489
James Donaldson	4,589
Sam Perkins	3,767
Shawn Bradley	3,340
Michael Finley	3,245
Mark Aguirre	3,244
Erick Dampier	3,211
Rolando Blackman	3,083
Roy Tarpley	2,803
Jason Kidd	2,755

Rebounds Per Game (Min. 100 GP)

Player	RPG
Tyson Chandler	10.4
Roy Tarpley	10.0
James Donaldson	9.5
Popeye Jones	8.8
LUKA DONČIĆ	8.4
Pat Cummings	8.2
Sam Perkins	8.0
Lorenzo Williams	7.8
Erick Dampier	7.6
Dirk Nowitzki	7.5

current players in CAPS

Offensive Rebounds

Player	Offensive Rebounds
Dirk Nowitzki	1,468
James Donaldson	1,296
Mark Aguirre	1,259
Sam Perkins	1,226
Erick Dampier	1,224
Shawn Bradley	1,063
Rolando Blackman	1,001
Roy Tarpley	964
Popeye Jones	917
Michael Finley	824

Defensive Rebounds

Player	Defensive Rebounds
Dirk Nowitzki	10,021
James Donaldson	3,293

Sam Perkins	2,541
Michael Finley	2,421
Shawn Bradley	2,277
Jason Kidd	2,151
Rolando Blackman	2,082
Erick Dampier	1,987
Mark Aguirre	1,985
Roy Tarpley	1,839

Assists

Player	Assists
Derek Harper	5,111
Brad Davis	4,524
Jason Kidd	4,211
Dirk Nowitzki	3,651
Steve Nash	2,919
Rolando Blackman	2,748
Jason Terry	2,524
Jesse Juan Barea	2,441
Michael Finley	2,393
Mark Aguirre	2,163

current players in CAPS

Assists Per Game (Min. 100 GP)

Player	APG
Jason Kidd	8.4
LUKA DONČIĆ	7.7
Steve Nash	7.2
Deron Williams	6.2
Derek Harper	5.9
Brad Davis	5.1
Monta Ellis	4.9
Dennis Smith Jr.	4.9
Allan Bristow	4.4
Mike Iuzzolino	4.3

current players in CAPS

Steals

Player	Steals
Derek Harper	1,551
Dirk Nowitzki	1,210
Jason Kidd	954
Michael Finley	748
Jason Terry	735
Brad Davis	712
Rolando Blackman	668
Devin Harris	559
Mark Aguirre	502
Sam Perkins	485

Blocks

Player	Blocks
Dirk Nowitzki	1,281
Shawn Bradley	1,250
James Donaldson	615
Erick Dampier	546
Kurt Nimphius	475
Sam Perkins	444
DeSagana Diop	347
Herb Williams	346
Roy Tarpley	329
Lorenzo Williams	311

Turnovers

Player	Turnovers
Dirk Nowitzki	2,494
Derek Harper	1,771
Mark Aguirre	1,746
Rolando Blackman	1,720
Jason Kidd	1,375
Brad Davis	1,311
Michael Finley	1,206
Jason Terry	1,048
Steve Nash	1,020





Jim Jackson	907
-------------	-----

Fouls

Player	Fouls
Dirk Nowitzki	3,601
Brad Davis	2,040
Derek Harper	2,012
Mark Aguirre	1,718
Shawn Bradley	1,651
Rolando Blackman	1,405
Sam Perkins	1,393
Devin Harris	1,309
Erick Dampier	1,277
Jason Terry	1,205

Disqualifications

Player	Disqualifications
Shawn Bradley	37
Kurt Nimphius	26
Mark Aguirre	24
Dirk Nowitzki	23
Doug Smith	21
Brad Davis	19
Erick Dampier	16
Sam Perkins	16
Josh Howard	15
Roy Tarpley	15
Jay Vincent	15
Lorenzo Williams	15
Popeye Jones	15

Games

Player	Games
Dirk Nowitzki	1,522
Brad Davis	883
Derek Harper	872
Rolando Blackman	865
Jose Juan Barea	637
Michael Finley	626
Jason Terry	619
Devin Harris	608
Shawn Bradley	582
Mark Aguirre	566

Starts

Player	Starts
Dirk Nowitzki	1,460
Rolando Blackman	781
Derek Harper	620
Michael Finley	606
Mark Aguirre	527
Jason Kidd	500
James Donaldson	467
Sam Perkins	423
Brad Davis	422
Steve Nash	379

Minutes

Player	Minutes
Dirk Nowitzki	51,368
Rolando Blackman	29,684
Derek Harper	27,985
Michael Finley	24,878
Brad Davis	21,402
Jason Terry	20,219
Mark Aguirre	19,154
Jason Kidd	17,303
Sam Perkins	15,657
James Donaldson	15,597

Seasons

Player	Seasons
Dirk Nowitzki	21

Derek Harper	12
Brad Davis	12
Jose Juan Barea	11
Rolando Blackman	11
Devin Harris	10
Shawn Bradley	9
Michael Finley	9
Jason Terry	8
Jason Kidd	8
Mark Aguirre	8

MISCELLANEOUS CAREER LEADERS

Triple-Doubles

Player	Triple-Doubles
LUKA DONČIĆ	36
Jason Kidd	21
Michael Finley	6
Dennis Smith Jr.	2
Dirk Nowitzki	2
Antoine Walker	2
Mark Aguirre	2
Raymond Felton	1
Steve Nash	1
Shawn Bradley	1
Rodney McCray	1
Detlef Schrempf	1

current players in CAPS

Double-Doubles

Player	Double-Doubles
Dirk Nowitzki	411
James Donaldson	136
Sam Perkins	128
Jason Kidd	125
Roy Tarpley	125
Derek Harper	110
LUKA DONČIĆ	89
Steve Nash	85
Shawn Bradley	79
Popeye Jones	71

current players in CAPS

50-Point Games

Player	50-point Games
Dirk Nowitzki	2
Jim Jackson	1
Jamal Mashburn	1

40-Point Games

Player	40-point Games
Mark Aguirre	22
Dirk Nowitzki	20
LUKA DONČIĆ	9
Rolando Blackman	4
Jamal Mashburn	3
Jim Jackson	3
Jay Vincent	2
O.J. Mayo	1
Rodrigue Beaubois	1
Josh Howard	1
Michael Finley	1
Sam Perkins	1
Derek Harper	1

currents player in CAPS

30-Point Games

Player	30-point Games
Dirk Nowitzki	245
Mark Aguirre	160
Rolando Blackman	80
Michael Finley	71
LUKA DONČIĆ	61
Jim Jackson	35
Jamal Mashburn	29





Jay Vincent	26
Derek Harper	23
Jason Terry	16

current players in CAPS

20-Point Games

Player	20-point Games
Dirk Nowitzki	861
Rolando Blackman	415
Mark Aguirre	412
Michael Finley	322
Derek Harper	224
Jason Terry	187
LUKA DONČIĆ	156
Jay Vincent	148
Jim Jackson	143
Josh Howard	123

10-Point Games

Player	10-point Games
Dirk Nowitzki	1,373
Rolando Blackman	778
Derek Harper	636
Michael Finley	580
Mark Aguirre	542
Jason Terry	513
Sam Perkins	367
Brad Davis	357
Josh Howard	335
Jay Vincent	314

20-Rebound Games

Player	20-rebound Games
James Donaldson	12
Roy Tarpley	11
Popeye Jones	8
Dirk Nowitzki	7
DeAndre Jordan	6
Tyson Chandler	3
Erick Dampier	2
Shawn Bradley	2
BOBAN MARJANOVIĆ	1
LUKA DONČIĆ	1
Zaza Pachulia	1
Brendan Haywood	1
Dennis Rodman	1
Samaki Walker	1
Chris Gatling	1
Lorenzo Williams	1
Terry Davis	1
Sam Perkins	1
Pat Cummings	1

current players in CAPS

10-Rebound Games

Player	10-rebound Games
Dirk Nowitzki	419
James Donaldson	229
Roy Tarpley	147
Sam Perkins	145
Erick Dampier	122
Shawn Bradley	108
Popeye Jones	107
Tyson Chandler	81
Terry Davis	74
LUKA DONČIĆ	70

15-Assist Games

Player	15-assist Games
Jason Kidd	29
LUKA DONČIĆ	10
Derek Harper	9
Brad Davis	6
Steve Nash	5

Deron Williams	2
Mark Aguirre	2
Dennis Smith Jr.	1
Jason Terry	1

current players in CAPS

10-Assist Games

Player	10-assist Games
Jason Kidd	183
Derek Harper	116
Steve Nash	98
Brad Davis	78
LUKA DONČIĆ	56
Jose Juan Barea	26
Jason Terry	18
Michael Finley	18
Mark Aguirre	14
Monta Ellis	11
Allan Bristow	11

current players in CAPS

YEARLY LEADERS**Points**

Season	Player	Points
2020-21*	Luka Dončić	1,830
2019-20#	Luka Dončić	1,759
2018-19	Luka Dončić	1,526
2017-18	Harrison Barnes	1,452
2016-17	Harrison Barnes	1,518
2015-16	Dirk Nowitzki	1,372
2014-15	Monta Ellis	1,513
2013-14	Dirk Nowitzki	1,735
2012-13	O.J. Mayo	1,255
2011-12+	Dirk Nowitzki	1,342
2010-11	Dirk Nowitzki	1,681
2009-10	Dirk Nowitzki	2,027
2008-09	Dirk Nowitzki	2,094
2007-08	Dirk Nowitzki	1,817
2006-07	Dirk Nowitzki	1,916
2005-06	Dirk Nowitzki	2,151
2004-05	Dirk Nowitzki	2,032
2003-04	Dirk Nowitzki	1,680
2002-03	Dirk Nowitzki	2,011
2001-02	Dirk Nowitzki	1,779
2000-01	Dirk Nowitzki	1,784
1999-00	Michael Finley	1,855
1998-99^	Michael Finley	1,009
1997-98	Michael Finley	1,763
1996-97	Michael Finley	897
1995-96	Jim Jackson	1,604
1994-95	Jamal Mashburn	1,926
1993-94	Jim Jackson	1,576
1992-93	Derek Harper	1,126
1991-92	Rolando Blackman	1,374
1990-91	Rolando Blackman	1,590
1989-90	Rolando Blackman	1,552
1988-89	Rolando Blackman	1,534
1987-88	Mark Aguirre	1,932
1986-87	Mark Aguirre	2,056
1985-86	Rolando Blackman	1,762
1984-85	Mark Aguirre	2,055
1983-84	Mark Aguirre	2,330
1982-83	Mark Aguirre	1,979
1981-82	Jay Vincent	1,732
1980-81	Jim Spanarkel	1,184

% Season reduced to 72 games

Season reduced to 75 games

+ Season reduced to 66 games

^ Season reduced to 50 games

Points Per Game (Min. 50 GP or 60% of Games)

Season	Player	PPG
--------	--------	-----





2020-21%	Luka Dončić	27.7
2019-20#	Luka Dončić	28.8
2018-19	Luka Dončić	21.2
2017-18	Harrison Barnes	18.9
2016-17	Harrison Barnes	19.2
2015-16	Dirk Nowitzki	18.3
2014-15	Monta Ellis	18.9
2013-14	Dirk Nowitzki	21.7
2012-13	Dirk Nowitzki	17.3
2011-12+	Dirk Nowitzki	21.6
2010-11	Dirk Nowitzki	23.0
2009-10	Dirk Nowitzki	25.0
2008-09	Dirk Nowitzki	25.9
2007-08	Dirk Nowitzki	23.6
2006-07	Dirk Nowitzki	24.6
2005-06	Dirk Nowitzki	26.6
2004-05	Dirk Nowitzki	26.1
2003-04	Dirk Nowitzki	21.8
2002-03	Dirk Nowitzki	25.1
2001-02	Dirk Nowitzki	23.4
2000-01	Dirk Nowitzki	21.8
1999-00	Michael Finley	22.6
1998-99^	Michael Finley	20.2
1997-98	Michael Finley	21.5
1996-97	Michael Finley*	16.0
1995-96	Jim Jackson	19.6
1994-95	Jim Jackson	25.7
1993-94	Jim Jackson	19.2
	Jamal Mashburn	19.2
1992-93	Derek Harper	18.2
1991-92	Rolando Blackman	18.3
1990-91	Rolando Blackman	19.9
1989-90	Rolando Blackman	19.4
1988-89	Rolando Blackman	19.7
1987-88	Mark Aguirre	25.1
1986-87	Mark Aguirre	25.7
1985-86	Mark Aguirre	22.6
1984-85	Mark Aguirre	25.7
1983-84	Mark Aguirre	29.5
1982-83	Mark Aguirre	24.4
1981-82	Jay Vincent	21.4
1980-81	Geoff Huston*	16.1

*Did not play entire season with Dallas.

% Season reduced to 72 games

Season reduced to 75 games

+ Season reduced to 66 games

^ Season reduced to 50 games

Field Goals

Season	Player	Field Goals
2020-21%	Luka Dončić	647
2019-20#	Luka Dončić	581
2018-19	Luka Dončić	506
2017-18	Harrison Barnes	537
2016-17	Harrison Barnes	599
2015-16	Dirk Nowitzki	498
2014-15	Monta Ellis	602
2013-14	Dirk Nowitzki	633
2012-13	O.J. Mayo	461
2011-12+	Dirk Nowitzki	473
2010-11	Dirk Nowitzki	610
2009-10	Dirk Nowitzki	720
2008-09	Dirk Nowitzki	774
2007-08	Dirk Nowitzki	630
2006-07	Dirk Nowitzki	673
2005-06	Dirk Nowitzki	751
2004-05	Dirk Nowitzki	663
2003-04	Dirk Nowitzki	605
2002-03	Dirk Nowitzki	690
2001-02	Dirk Nowitzki	600

2000-01	Michael Finley	711
1999-00	Michael Finley	748
1998-99^	Michael Finley	389
1997-98	Michael Finley	675
1996-97	Michael Finley	334
1995-96	Jim Jackson	569
1994-95	Jamal Mashburn	683
1993-94	Jim Jackson	637
1992-93	Terry Davis	393
	Derek Harper	393
1991-92	Rolando Blackman	535
1990-91	Rolando Blackman	634
1989-90	Rolando Blackman	626
1988-89	Rolando Blackman	594
1987-88	Mark Aguirre	746
1986-87	Mark Aguirre	787
1985-86	Rolando Blackman	677
1984-85	Mark Aguirre	794
1983-84	Mark Aguirre	925
1982-83	Mark Aguirre	767
1981-82	Jay Vincent	719
1980-81	Tom LaGarde	417

% Season reduced to 72 games

Season reduced to 75 games

+ Season reduced to 66 games

^ Season reduced to 50 games

Field Goal Attempts

Season	Player	Attempts
2020-21%	Luka Dončić	1,351
2019-20#	Luka Dončić	1,255
2018-19	Luka Dončić	1,186
2017-18	Harrison Barnes	1,208
2016-17	Harrison Barnes	1,280
2015-16	Dirk Nowitzki	1,112
2014-15	Monta Ellis	1,354
2013-14	Monta Ellis	1,278
2012-13	O.J. Mayo	1,026
2011-12+	Dirk Nowitzki	1,034
2010-11	Dirk Nowitzki	1,179
2009-10	Dirk Nowitzki	1,496
2008-09	Dirk Nowitzki	1,616
2007-08	Dirk Nowitzki	1,314
2006-07	Dirk Nowitzki	1,341
2005-06	Dirk Nowitzki	1,564
2004-05	Dirk Nowitzki	1,445
2003-04	Dirk Nowitzki	1,310
2002-03	Dirk Nowitzki	1,489
2001-02	Dirk Nowitzki	1,258
2000-01	Michael Finley	1,552
1999-00	Michael Finley	1,636
1998-99^	Michael Finley	876
1997-98	Michael Finley	1,505
1996-97	Michael Finley	774
1995-96	Jim Jackson	1,308
1994-95	Jamal Mashburn	1,566
1993-94	Jim Jackson	1,432
1992-93	Derek Harper	939
1991-92	Rolando Blackman	1,161
1990-91	Rolando Blackman	1,316
1989-90	Rolando Blackman	1,256
1988-89	Rolando Blackman	1,249
1987-88	Mark Aguirre	1,571
1986-87	Mark Aguirre	1,590
1985-86	Mark Aguirre	1,327
1984-85	Mark Aguirre	1,569
1983-84	Mark Aguirre	1,765
1982-83	Mark Aguirre	1,589
1981-82	Jay Vincent	1,448
1980-81	Tom LaGarde	888





% Season reduced to 72 games

Season reduced to 75 games

+ Season reduced to 66 games

^ Season reduced to 50 games

Field Goal Percentage (Min. 200 FGA)

Season	Player	FG %
2020-21%	Jalen Brunson	328-627 (.523)
2019-20#	Dwight Powell	146-229 (.638)
2018-19	DeAndre Jordan*	208-323 (.644)
2017-18	Dwight Powell	255-430 (.593)
2016-17	Dwight Powell	194-377 (.515)
2015-16	Dwight Powell	146-296 (.493)
2014-15	Tyson Chandler	293-440 (.666)
2013-14	Brandan Wright	224-331 (.677)
2012-13	Brandan Wright	241-404 (.597)
2011-12+	Brandan Wright	144-233 (.618)
2010-11	Tyson Chandler	266-407 (.654)
2009-10	Erick Dampier	133-213 (.624)
2008-09	Erick Dampier	182-280 (.650)
2007-08	Erick Dampier	178-277 (.643)
2006-07	Erick Dampier	209-334 (.626)
2005-06	Erick Dampier	171-347 (.493)
2004-05	Erick Dampier	202-367 (.550)
2003-04	Antawn Jamison	.488-913 (.535)
2002-03	Shawn Bradley	201-375 (.536)
2001-02	Eduardo Najera	150-300 (.500)
2000-01	Christian Laettner*	165-323 (.511)
1999-00	Shawn Bradley	266-555 (.479)
1998-99^	Shawn Bradley	167-348 (.480)
1997-98	Samaki Walker	156-321 (.486)
1996-97	Chris Gatling*	309-580 (.533)
1995-96	Lucious Harris	183-397 (.461)
1994-95	Roy Tarpley	292-610 (.479)
1993-94	Sean Rooks	193-393 (.491)
1992-93	Sean Rooks	368-747 (.493)
1991-92	Donald Hodge	163-328 (.497)
1990-91	James Donaldson	327-615 (.532)
1989-90	James Donaldson	258-479 (.539)
1988-89	James Donaldson	193-337 (.573)
1987-88	James Donaldson	212-380 (.558)
1986-87	James Donaldson	311-531 (.586)
1985-86	James Donaldson	213-375 (.568)
1984-85	Derek Harper	329-633 (.520)
1983-84	Rolando Blackman	721-1320 (.546)
1982-83	Brad Davis	359-628 (.572)
1981-82	Brad Davis	397-771 (.515)
1980-81	Brad Davis*	230-410 (.561)

*Did not play entire season with Dallas.

% Season reduced to 72 games

Season reduced to 75 games

+ Season reduced to 66 games

^ Season reduced to 50 games

3-Point Field Goals

Season	Player	3-Pt Field Goals
2020-21%	Tim Hardaway Jr.	207
2019-20#	Tim Hardaway Jr.	204
2018-19	Luka Dončić	168
2017-18	Wesley Matthews	153
2016-17	Wesley Matthews	174
2015-16	Wesley Matthews	189
2014-15	Chandler Parsons	132
2013-14	Jose Calderon	191
2012-13	Vince Carter	162
2011-12+	Jason Terry	138
2010-11	Jason Kidd	133
2009-10	Jason Kidd	176
2008-09	Jason Terry	167

2007-08	Jason Terry	136
2006-07	Jason Terry	162
2005-06	Jason Terry	171
2004-05	Michael Finley	116
2003-04	Michael Finley	150
2002-03	Dirk Nowitzki	148
2001-02	Steve Nash	156
2000-01	Dirk Nowitzki	151
1999-00	Dirk Nowitzki	116
1998-99^	Hubert Davis	65
1997-98	Hubert Davis	101
1996-97	Michael Finley	87
1995-96	George McCloud	257
1994-95	Jamal Mashburn	113
1993-94	Jamal Mashburn	85
1992-93	Derek Harper	101
1991-92	Rolando Blackman	65
1990-91	Derek Harper	89
1989-90	Derek Harper	89
1988-89	Derek Harper	99
1987-88	Derek Harper	60
1986-87	Derek Harper	76
1985-86	Dale Ellis	63
1984-85	Brad Davis	47
1983-84	Mark Aguirre	15
1982-83	Mark Aguirre	16
1981-82	Mark Aguirre	25
1980-81	Stan Pietkiewicz	19

% Season reduced to 72 games

Season reduced to 75 games

+ Season reduced to 66 games

^ Season reduced to 50 games

3-Point Field Goal Attempts

Season	Player	3-Pt. Attempts
2020-21%	Luka Dončić	548
2019-20#	Luka Dončić	541
2018-19	Luka Dončić	514
2017-18	Wesley Matthews	402
2016-17	Wesley Matthews	479
2015-16	Wesley Matthews	525
2014-15	Chandler Parsons	347
2013-14	Jose Calderon	425
2012-13	Vince Carter	399
2011-12+	Jason Terry	365
2010-11	Jason Kidd	391
2009-10	Jason Kidd	414
2008-09	Jason Terry	456
2007-08	Jason Terry	363
2006-07	Jason Terry	370
2005-06	Jason Terry	416
2004-05	Michael Finley	285
2003-04	Michael Finley	370
2002-03	Dirk Nowitzki	390
2001-02	Dirk Nowitzki	350
2000-01	Dirk Nowitzki	390
1999-00	Dirk Nowitzki	306
1998-99^	Hubert Davis	144
1997-98	Dennis Scott*	273
1996-97	Michael Finley	225
1995-96	George McCloud	678
1994-95	Jamal Mashburn	344
1993-94	Jamal Mashburn	299
1992-93	Derek Harper	257
1991-92	Derek Harper	186
1990-91	Derek Harper	246
1989-90	Derek Harper	240
1988-89	Derek Harper	278
1987-88	Derek Harper	192
1986-87	Derek Harper	212





1985-86	Dale Ellis	173
1984-85	Brad Davis	115
1983-84	Mark Aguirre	56
1982-83	Mark Aguirre	76
1981-82	Mark Aguirre	71
1980-81	Stan Pietkiewicz	48

*Did not play entire season with Dallas.

% Season reduced to 72 games

Season reduced to 75 games

+ Season reduced to 66 games

^ Season reduced to 50 games

3-Point Field Goal Percentage (Min. 50 3FGA)

Season	Player	3-Pt. FG %
2020-21%	Maxi Kleber	87-212 (.410)
2019-20#	Seth Curry	145-321 (.452)
2018-19	Ryan Broekhoff	38-93 (.409)
2017-18	Doug McDermott*	39-79 (.494)
2016-17	Seth Curry	137-322 (.425)
2015-16	Chandler Parsons	104-251 (.414)
2014-15	Richard Jefferson	66-155 (.426)
2013-14	Jose Calderon	191-425 (.449)
2012-13	Dirk Nowitzki	65-157 (.414)
2011-12+	Jason Terry	138-365 (.378)
2010-11	Brian Cardinal	42-87 (.483)
2009-10	Jason Kidd	176-414 (.425)
2008-09	Jason Kidd	131-323 (.406)
2007-08	Jason Kidd	35-76 (.461)
2006-07	Jason Terry	162-370 (.438)
2005-06	Josh Howard	27-63 (.429)
2004-05	Jason Terry	103-245 (.420)
2003-04	Michael Finley	150-370 (.405)
	Steve Nash	104-257 (.405)
2002-03	Steve Nash	111-269 (.413)
2001-02	Steve Nash	156-343 (.455)
2000-01	Steve Nash	89-219 (.406)
1999-00	Steve Nash	60-149 (.403)
1998-99^	Hubert Davis	65-144 (.451)
1997-98	Hubert Davis	101-230 (.439)
1996-97	Michael Finley	87-225 (.387)
1995-96	George McCloud	257-678 (.379)
1994-95	Lucious Harris	55-142 (.387)
1993-94	Tim Legler	52-139 (.374)
1992-93	Derek Harper	101-257 (.393)
1991-92	Mike Iuzzolino	59-136 (.434)
1990-91	Derek Harper	89-246 (.362)
1989-90	Derek Harper	89-240 (.371)
1988-89	Derek Harper	99-278 (.356)
1987-88	Derek Harper	60-192 (.313)
1986-87	Derek Harper	76-212 (.358)
1985-86	Dale Ellis	63-173 (.364)
1984-85	Brad Davis	47-115 (.409)
1983-84	Mark Aguirre	15-56 (.268)
1982-83	Mark Aguirre	16-76 (.211)
1981-82	Mark Aguirre	25-71 (.352)
1980-81	Stan Pietkiewicz	19-48 (.396)\$

*Did not play entire season with Dallas.

\$ 48 3FGA was a team-high in 1980-81

% Season reduced to 72 games

Season reduced to 75 games

+ Season reduced to 66 games

^ Season reduced to 50 games

Free Throws

Season	Player	Free Throws
2020-21%	Luka Dončić	344
2019-20#	Luka Dončić	426
2018-19	Luka Dončić	346
2017-18	Harrison Barnes	259
2016-17	Harrison Barnes	242
2015-16	Dirk Nowitzki	250

2014-15	Dirk Nowitzki	255
2013-14	Monta Ellis	339
2012-13	Darren Collison	242
2011-12+	Dirk Nowitzki	318
2010-11	Dirk Nowitzki	395
2009-10	Dirk Nowitzki	536
2008-09	Dirk Nowitzki	485
2007-08	Dirk Nowitzki	478
2006-07	Dirk Nowitzki	498
2005-06	Dirk Nowitzki	539
2004-05	Dirk Nowitzki	615
2003-04	Dirk Nowitzki	371
2002-03	Dirk Nowitzki	483
2001-02	Dirk Nowitzki	440
2000-01	Dirk Nowitzki	451
1999-00	Dirk Nowitzki	289
1998-99^	Michael Finley	186
1997-98	Michael Finley	326
1996-97	Chris Gatling*	221
1995-96	Jim Jackson	345
1994-95	Jamal Mashburn	447
1993-94	Jamal Mashburn	306
1992-93	Derek Harper	239
1991-92	Rolando Blackman	239
1990-91	Derek Harper	286
1989-90	Sam Perkins	330
1988-89	Rolando Blackman	316
1987-88	Mark Aguirre	388
1986-87	Mark Aguirre	429
1985-86	Rolando Blackman	404
1984-85	Mark Aguirre	440
1983-84	Mark Aguirre	465
1982-83	Mark Aguirre	429
1981-82	Jay Vincent	293
1980-81	Jim Spanarkel	375

*Did not play entire season with Dallas.

% Season reduced to 72 games

Season reduced to 75 games

+ Season reduced to 66 games

^ Season reduced to 50 games

Free Throw Attempts

Season	Player	FT Attempts
2020-21%	Luka Dončić	471
2019-20#	Luka Dončić	562
2018-19	Luka Dončić	485
2017-18	Harrison Barnes	313
2016-17	Harrison Barnes	281
2015-16	Dirk Nowitzki	280
2014-15	Monta Ellis	303
2013-14	Monta Ellis	430
2012-13	Darren Collison	275
2011-12+	Dirk Nowitzki	355
2010-11	Dirk Nowitzki	443
2009-10	Dirk Nowitzki	586
2008-09	Dirk Nowitzki	545
2007-08	Dirk Nowitzki	554
2006-07	Dirk Nowitzki	551
2005-06	Dirk Nowitzki	598
2004-05	Dirk Nowitzki	708
2003-04	Dirk Nowitzki	423
2002-03	Dirk Nowitzki	548
2001-02	Dirk Nowitzki	516
2000-01	Dirk Nowitzki	538
1999-00	Dirk Nowitzki	348
1998-99^	Gary Trent	235
1997-98	Michael Finley	416
1996-97	Chris Gatling*	313
1995-96	Jim Jackson	418
1994-95	Jamal Mashburn	605





1993-94	Jamal Mashburn	438
1992-93	Sean Rooks*	389
1991-92	Terry Davis	285
1990-91	Derek Harper	391
1989-90	Sam Perkins	424
1988-89	Rolando Blackman	370
1987-88	Mark Aguirre	504
1986-87	Mark Aguirre	557
1985-86	Rolando Blackman	483
1984-85	Mark Aguirre	580
1983-84	Mark Aguirre	621
1982-83	Mark Aguirre	589
1981-82	Jay Vincent	409
1980-81	Tom LaGarde	444

*Did not play entire season with Dallas.

% Season reduced to 72 games

Season reduced to 75 games

+ Season reduced to 66 games

^ Season reduced to 50 games

Free Throw Percentage (Min. 50 FTA)

Season	Player	FT %
2020-21%	Josh Richardson	99-108 (.917)
2019-20#	Maxi Kleber	79-93 (.849)
2018-19	Harrison Barnes*	165-198 (.833)
2017-18	Dirk Nowitzki	97-108 (.898)
2016-17	Yogi Ferrell	64-73 (.877)
2015-16	Dirk Nowitzki	250-280 (.893)
2014-15	Dirk Nowitzki	255-289 (.882)
2013-14	Dirk Nowitzki	338-376 (.899)
2012-13	Darren Collison	242-275 (.880)
2011-12+	Dirk Nowitzki	318-365 (.866)
2010-11	Dirk Nowitzki	395-443 (.892)
2009-10	Dirk Nowitzki	536-586 (.915)
2008-09	Dirk Nowitzki	485-545 (.890)
2007-08	Jerry Stackhouse	132-148 (.892)
2006-07	Dirk Nowitzki	498-551 (.904)
2005-06	Dirk Nowitzki	539-598 (.901)
2004-05	Dirk Nowitzki	615-708 (.869)
2003-04	Steve Nash	230-251 (.916)
2002-03	Steve Nash	308-339 (.909)
2001-02	Steve Nash	260-293 (.887)
2000-01	Steve Nash	231-258 (.895)
1999-00	Steve Nash	75-85 (.882)
1998-99^	Hubert Davis	44-50 (.880)
1997-98	Hubert Davis	97-116 (.836)
1996-97	Robert Pack	62-73 (.849)
1995-96	Jim Jackson	345-418 (.825)
1994-95	Roy Tarpley	102-122 (.836)
1993-94	Tim Legler	142-169 (.840)
1992-93	Walter Bond	129-167 (.772)
1991-92	Rolando Blackman	239-266 (.898)
1990-91	Rolando Blackman	282-326 (.865)
1989-90	Rolando Blackman	287-340 (.844)
1988-89	Rolando Blackman	316-370 (.854)
1987-88	Rolando Blackman	331-379 (.873)
1986-87	Rolando Blackman	419-474 (.884)
1985-86	Brad Davis	198-228 (.868)
1984-85	Brad Davis	158-178 (.888)
1983-84	Brad Davis	199-238 (.836)
1982-83	Brad Davis	186-220 (.845)
1981-82	Jim Spanarkel	279-327 (.853)
1980-81	Jim Spanarkel*	375-423 (.887)

*Did not play entire season with Dallas.

% Season reduced to 72 games

Season reduced to 75 games

+ Season reduced to 66 games

^ Season reduced to 50 games

Rebounds

Season	Player	Rebounds
--------	--------	----------

2020-21%	Luka Dončić	527
2019-20#	Luka Dončić	573
2018-19	DeAndre Jordan*	686
2017-18	Harrison Barnes	468
2016-17	Harrison Barnes	394
2015-16	Zaza Pachulia	718
2014-15	Tyson Chandler	864
2013-14	Samuel Dalembert	541
2012-13	Shawn Marion	525
2011-12+	Shawn Marion	465
2010-11	Tyson Chandler	692
2009-10	Dirk Nowitzki	620
2008-09	Dirk Nowitzki	681
2007-08	Dirk Nowitzki	659
2006-07	Dirk Nowitzki	693
2005-06	Dirk Nowitzki	728
2004-05	Dirk Nowitzki	757
2003-04	Antoine Walker	684
2002-03	Dirk Nowitzki	791
2001-02	Dirk Nowitzki	755
2000-01	Dirk Nowitzki	754
1999-00	Dirk Nowitzki	532
1998-99^	Shawn Bradley	392
1997-98	A.C. Green	668
1996-97	A.C. Green	518
1995-96	Popeye Jones	737
1994-95	Popeye Jones	844
1993-94	Popeye Jones	605
1992-93	Terry Davis	701
1991-92	Terry Davis	672
1990-91	James Donaldson	727
1989-90	James Donaldson	630
1988-89	Sam Perkins	688
1987-88	Roy Tarpley	959
1986-87	James Donaldson	973
1985-86	Sam Perkins	685
1984-85	Jay Vincent	704
1983-84	Pat Cummings	658
1982-83	Pat Cummings	668
1981-92	Jay Vincent	565
1980-81	Tom LaGarde	665

*Did not play entire season with Dallas.

% Season reduced to 72 games

Season reduced to 75 games

+ Season reduced to 66 games

^ Season reduced to 50 games

Offensive Rebounds

Season	Player	Offensive Rebounds
2020-21%	Dorian Finney-Smith	98
2019-20#	Dorian Finney-Smith	145
2018-19	DeAndre Jordan*	161
2017-18	Dwight Powell	135
2016-17	Salah Mejri	97
2015-16	Zaza Pachulia	249
2014-15	Tyson Chandler	294
2013-14	Samuel Dalembert	200
2012-13	Shawn Marion	146
2011-12+	Shawn Marion	145
2010-11	Tyson Chandler	206
2009-10	Shawn Marion	158
2008-09	Erick Dampier	216
2007-08	Erick Dampier	207
2006-07	Erick Dampier	217
2005-06	Erick Dampier	273
2004-05	Erick Dampier	183
2003-04	Antawn Jamison	233
2002-03	Shawn Bradley	151
2001-02	Eduardo Najera	149
2000-01	Shawn Bradley	160





1999-00	Cedric Ceballos	172
1998-99 ^A	Shawn Bradley	130
1997-98	A.C. Green	219
1996-97	A.C. Green	189
1995-96	Popeye Jones	260
1994-95	Popeye Jones	329
1993-94	Popeye Jones	299
1992-93	Terry Davis	259
1991-92	Terry Davis	228
1990-91	James Donaldson	201
1989-90	Sam Perkins	209
1988-89	Sam Perkins	235
1987-88	Roy Tarpley	360
1986-87	James Donaldson	295
1985-86	Sam Perkins	195
1984-85	Sam Perkins	189
1983-84	Kurt Nimphius	182
1982-83	Pat Cummings	225
1981-82	Wayne Cooper	200
1980-81	Tom LaGarde	177

*Did not play entire season with Dallas.

% Season reduced to 72 games

Season reduced to 75 games

+ Season reduced to 66 games

^A Season reduced to 50 games

Defensive Rebounds

Season	Player	Defensive Rebounds
2020-21%	Luka Dončić	473
2019-20#	Luka Dončić	495
2018-19	DeAndre Jordan*	525
2017-18	Dirk Nowitzki	416
2016-17	Dirk Nowitzki	330
2015-16	Zaza Pachulia	469
2014-15	Tyson Chandler	570
2013-14	Dirk Nowitzki	458
2012-13	Shawn Marion	379
2011-12+	Dirk Nowitzki	373
2010-11	Tyson Chandler	485
2009-10	Dirk Nowitzki	540
2008-09	Dirk Nowitzki	593
2007-08	Dirk Nowitzki	564
2006-07	Dirk Nowitzki	571
2005-06	Dirk Nowitzki	613
2004-05	Dirk Nowitzki	661
2003-04	Dirk Nowitzki	580
2002-03	Dirk Nowitzki	710
2001-02	Dirk Nowitzki	635
2000-01	Dirk Nowitzki	635
1999-00	Dirk Nowitzki	430
1998-99 ^A	Shawn Bradley	262
1997-98	A.C. Green	449
1996-97	A.C. Green	329
1995-96	Popeye Jones	477
1994-95	Popeye Jones	515
1993-94	Popeye Jones	306
1992-93	Terry Davis	442
1991-92	Terry Davis	444
1990-91	James Donaldson	526
1989-90	James Donaldson	475
1988-89	Sam Perkins	453
1987-88	Roy Tarpley	599
1986-87	James Donaldson	678
1985-86	James Donaldson	521
1984-85	Jay Vincent	519
1983-84	Pat Cummings	507
1982-83	Pat Cummings	443
1981-82	Jay Vincent	383
1980-81	Tom LaGarde	488

*Did not play entire season with Dallas.

% Season reduced to 72 games

Season reduced to 75 games

+ Season reduced to 66 games

^A Season reduced to 50 games

Assists

Season	Player	Assists
2020-21%	Luka Dončić	567
2019-20#	Luka Dončić	538
2018-19	Luka Dončić	429
2017-18	Jose Juan Barea	434
2016-17	Deron Williams*	274
2015-16	Deron Williams	378
2014-15	Monta Ellis	329
2013-14	Monta Ellis	471
2012-13	Darren Collison	415
2011-12+	Jason Kidd	264
2010-11	Jason Kidd	655
2009-10	Jason Kidd	724
2008-09	Jason Kidd	702
2007-08	Jason Kidd	276
2006-07	Jason Terry	422
2005-06	Jason Terry	306
2004-05	Jason Terry	429
2003-04	Steve Nash	687
2002-03	Steve Nash	598
2001-02	Steve Nash	634
2000-01	Steve Nash	509
1999-00	Michael Finley	438
1998-99 ^A	Steve Nash	219
1997-98	Michael Finley	405
1996-97	Derek Harper	321
1995-96	Jason Kidd	783
1994-95	Jason Kidd	607
1993-94	Jim Jackson	374
1992-93	Derek Harper	334
1991-92	Derek Harper	373
1990-91	Derek Harper	548
1989-90	Derek Harper	609
1988-89	Derek Harper	570
1987-88	Derek Harper	634
1986-87	Derek Harper	609
1985-86	Brad Davis	467
1984-85	Brad Davis	581
1983-84	Brad Davis	561
1982-83	Brad Davis	565
1981-82	Brad Davis	509
1980-81	Brad Davis	385

*Did not play entire season with Dallas.

% Season reduced to 72 games

Season reduced to 75 games

+ Season reduced to 66 games

^A Season reduced to 50 games

Steals

Season	Player	Steals
2020-21%	Luka Dončić	64
2019-20#	Delon Wright	85
2018-19	Luka Dončić	77
2017-18	Wesley Matthews	76
2016-17	Seth Curry	79
2015-16	Wesley Matthews	78
2014-15	Monta Ellis	148
2013-14	Monta Ellis	141
2012-13	Darren Collison	100
2011-12+	Jason Kidd	82
2010-11	Jason Kidd	134
2009-10	Jason Kidd	145
2008-09	Jason Kidd	160
2007-08	Jason Terry	88
2006-07	Devin Harris	96





2005-06	Jason Terry	100
2004-05	Josh Howard	116
2003-04	Dirk Nowitzki	92
2002-03	Dirk Nowitzki	111
2001-02	Dirk Nowitzki	83
2000-01	Michael Finley	118
1999-00	Michael Finley	109
1998-99 ^A	Michael Finley	66
1997-98	Michael Finley	132
1996-97	Derek Harper	92
1995-96	Jason Kidd	175
1994-95	Jason Kidd	151
1993-94	Fat Lever	159
1992-93	Derek Harper	80
1991-92	Derek Harper	101
1990-91	Derek Harper	147
1989-90	Derek Harper	187
1988-89	Derek Harper	172
1987-88	Derek Harper	168
1986-87	Derek Harper	167
1985-86	Derek Harper	153
1984-85	Derek Harper	144
1983-84	Derek Harper	95
1982-83	Brad Davis	80
	Mark Aguirre	80
1981-82	Jay Vincent	89
1980-81	Jim Spanarkel	117

% Season reduced to 72 games

Season reduced to 75 games

+ Season reduced to 66 games

^A Season reduced to 50 games

Blocks

Season	Player	Blocks
2020-21%	Kristaps Porzingis	58
2019-20#	Kristaps Porzingis	115
2018-19	Maxi Kleber	78
2017-18	Salah Mejri	67
2016-17	Salah Mejri	61
2015-16	Dirk Nowitzki	52
2014-15	Tyson Chandler	91
2013-14	Samuel Dalembert	94
2012-13	Elton Brand	90
2011-12+	Brandan Wright	63
2010-11	Tyson Chandler	80
2009-10	Dirk Nowitzki	79
2008-09	Erick Dampier	95
2007-08	Erick Dampier	106
2006-07	DeSagana Diop	113
2005-06	DeSagana Diop	146
2004-05	Dirk Nowitzki	119
2003-04	Dirk Nowitzki	104
2002-03	Shawn Bradley	170
2001-02	Dirk Nowitzki	77
2000-01	Shawn Bradley	228
1999-00	Shawn Bradley	190
1998-99 ^A	Shawn Bradley	159
1997-98	Shawn Bradley	214
1996-97	Shawn Bradley	88
1995-96	Lorenzo Williams	122
1994-95	Lorenzo Williams	148
1993-94	Sean Rooks	44
1992-93	Sean Rooks	81
1991-92	Herb Williams	98
1990-91	James Donaldson	93
1989-90	Herb Williams	106
1988-89	Sam Perkins	92
1987-88	James Donaldson	104
1986-87	James Donaldson	136
1985-86	James Donaldson	110

1984-85	Kurt Nimphius	126
1983-84	Kurt Nimphius	144
1982-83	Kurt Nimphius	111
1981-82	Wayne Cooper	106
1980-81	Tom LaGarde	45

% Season reduced to 72 games

Season reduced to 75 games

+ Season reduced to 66 games

^A Season reduced to 50 games

Turnovers

Season	Player	Turnovers
2020-21%	Luka Dončić	281
2019-20#	Luka Dončić	260
2018-19	Luka Dončić	247
2017-18	Dennis Smith Jr.	194
2016-17	Harrison Barnes	102
	Wesley Matthews	102
2015-16	Deron Williams	150
2014-15	Monta Ellis	198
2013-14	Monta Ellis	264
2012-13	O.J. Mayo	210
2011-12+	Jason Terry	127
2010-11	Jason Kidd	179
2009-10	Jason Kidd	195
2008-09	Jason Kidd	185
2007-08	Dirk Nowitzki	160
2006-07	Dirk Nowitzki	167
2005-06	Dirk Nowitzki	156
2004-05	Dirk Nowitzki	176
2003-04	Steve Nash	209
2002-03	Steve Nash	192
2001-02	Steve Nash	229
2000-01	Steve Nash	205
1999-00	Michael Finley	196
1998-99 ^A	Michael Finley	107
1997-98	Michael Finley	219
1996-97	Derek Harper	132
1995-96	Jason Kidd	328
1994-95	Jason Kidd	250
1993-94	Jim Jackson	334
1992-93	Terry Davis	160
	Sean Rooks	160
1991-92	Derek Harper	154
1990-91	Derek Harper	177
1989-90	Derek Harper	207
1988-89	Derek Harper	205
1987-88	Mark Aguirre	203
1986-87	Mark Aguirre	217
1985-86	Mark Aguirre	252
1984-85	Mark Aguirre	253
1983-84	Mark Aguirre	285
1982-83	Mark Aguirre	261
1981-82	Jay Vincent	194
1980-81	Tom LaGarde	206

% Season reduced to 72 games

Season reduced to 75 games

+ Season reduced to 66 games

^A Season reduced to 50 games

Fouls

Season	Player	Fouls
2020-21%	Luka Dončić	152
2019-20#	Kristaps Porzingis	185
2018-19	Dwight Powell	201
2017-18	Dwight Powell	186
2016-17	Wesley Matthews	161
2015-16	Zaza Pachulia	181
2014-15	Monta Ellis	197
2013-14	Samuel Dalembert	210
2012-13	Vince Carter	226





2011-12+	Ian Mahinmi	176
2010-11	Tyson Chandler	240
2009-10	Dirk Nowitzki	208
2008-09	Erick Dampier	191
2007-08	Erick Dampier	226
2006-07	DeSagana Diop	244
2005-06	Erick Dampier	263
2004-05	Dirk Nowitzki	219
2003-04	Dirk Nowitzki	216
2002-03	Raefi LaFrentz	264
2001-02	Dirk Nowitzki	222
2000-01	Shawn Bradley	256
1999-00	Shawn Bradley	260
1998-99 ^A	Shawn Bradley	153
1997-98	Shawn Bradley	214
1996-97	Eric Montross*	150
1995-96	Popeye Jones	262
1994-95	Lorenzo Williams	306
1993-94	Doug Smith	287
1992-93	Doug Smith	280
1991-92	Doug Smith	259
1990-91	Randy White	308
1989-90	Herb Williams	243
1988-89	Sam Perkins	224
1987-88	Roy Tarpley	313
1986-87	Sam Perkins	269
1985-86	Mark Aguirre	229
1984-85	Kurt Nimphius	262
1983-84	Kurt Nimphius	283
1982-83	Pat Cummings	296
1981-82	Jay Vincent	308
1980-81	Tom LaGarde	293

*Did not play entire season with Dallas.

% Season reduced to 72 games

Season reduced to 75 games

+ Season reduced to 66 games

^A Season reduced to 50 games

Games

Season	Player	Games
2020-21%	Tim Hardaway Jr.	70
2019-20#	Maxi Kleber	74
2018-19	Dorian Finney-Smith	81
2017-18	Yogi Ferrell	82
2016-17	Dorian Finney-Smith	81
2015-16	Raymond Felton	80
2014-15	Monta Ellis	80
2013-14	Monta Ellis	82
2012-13	O.J. Mayo	82
2011-12+	Shawn Marion	63
	Jason Terry	63
2010-11	Jason Terry	82
2009-10	Dirk Nowitzki	81
2008-09	Brandon Bass	81
	Jason Kidd	81
	Dirk Nowitzki	81
2007-08	Jason Terry	82
2006-07	Jason Terry	81
	DeSagana Diop	81
2005-06	Erick Dampier	82
2004-05	Jason Terry	80
2003-04	Antawn Jamison	82
	Antoine Walker	82
2002-03	Steve Nash	82
2001-02	Steve Nash	82
2000-01	Michael Finley	82
	Dirk Nowitzki	82
	Howard Easley	82
	Shawn Bradley	82
1999-00	Michael Finley	82

	Dirk Nowitzki	82
1998-99 ^A	Michael Finley	50
	A.C. Green	50
	Hubert Davis	50
1997-98	Michael Finley	82
	A.C. Green	82
	Khalid Reeves	82
1996-97	Derek Harper	75
1995-96	Jim Jackson	82
1994-95	Lorenzo Williams	82
1993-94	Jim Jackson	82
1992-93	Donald Hodge	79
1991-92	Doug Smith	76
1990-91	James Donaldson	82
1989-90	Derek Harper	82
1988-89	Derek Harper	81
1987-88	Derek Harper	82
	Detlef Schrempf	82
1986-87	James Donaldson	82
	Brad Davis	82
1985-86	Brad Davis	82
	Rolando Blackman	82
1984-85	Brad Davis	82
	Derek Harper	82
	Kurt Nimphius	82
	Sam Perkins	82
1983-84	Kurt Nimphius	82
	Derek Harper	82
1982-83	Mark Aguirre	81
	Jay Vincent	81
	Pat Cummings	81
	Kurt Nimphius	81
1981-82	Rolando Blackman	82
	Brad Davis	82
	Jim Spanarkel	82
	Allan Bristow	82
1980-81	Jim Spanarkel	82
	Tom LaGarde	82

% Season reduced to 72 games

Season reduced to 75 games

+ Season reduced to 66 games

^A Season reduced to 50 games

Starts

Season	Player	Starts
2020-21%	Luka Dončić	66
2019-20#	Dorian Finney-Smith	68
2018-19	Luka Dončić	72
2017-18	Dirk Nowitzki	77
	Harrison Barnes	77
2016-17	Harrison Barnes	79
2015-16	Wesley Matthews	78
2014-15	Monta Ellis	80
2013-14	Monta Ellis	82
2012-13	O.J. Mayo	82
2011-12+	Shawn Marion	63
2010-11	Jason Kidd	80
2009-10	Dirk Nowitzki	80
	Jason Kidd	80
2008-09	Jason Kidd	81
	Dirk Nowitzki	81
2007-08	Dirk Nowitzki	77
2006-07	Jason Terry	80
2005-06	Dirk Nowitzki	81
2004-05	Dirk Nowitzki	78
2003-04	Antoine Walker	82
2002-03	Steve Nash	82
2001-02	Steve Nash	82
2000-01	Michael Finley	82
	Dirk Nowitzki	82





1999-00	Michael Finley	82
1998-99 ^A	Michael Finley	50
1997-98	Michael Finley	82
1996-97	A.C. Green	54
1995-96	Jim Jackson	82
1994-95	Lorenzo Williams	81
1993-94	Jim Jackson	82
1992-93	Terry Davis	74
1991-92	Rolando Blackman	74
1990-91	James Donaldson	82
1989-90	Derek Harper	82
1988-89	Derek Harper	81
1987-88	Derek Harper	82
1986-87	James Donaldson	82
1985-86	Rolando Blackman	81
1984-85	Brad Davis	82
1983-84	Rolando Blackman	81
	Brad Davis	81
1982-83	Brad Davis	78
1981-82	Brad Davis	82
1980-81	Tom LaGarde	82

% Season reduced to 72 games

Season reduced to 75 games

+ Season reduced to 66 games

^A Season reduced to 50 games

Minutes

Season	Player	Minutes
2020-21%	Luka Dončić	2,262
2019-20#	Dorian Finney-Smith	2,120
2018-19	Luka Dončić	2,318
2017-18	Harrison Barnes	2,635
2016-17	Harrison Barnes	2,804
2015-16	Wesley Matthews	2,644
2014-15	Monta Ellis	2,699
2013-14	Monta Ellis	3,023
2012-13	O.J. Mayo	2,913
2011-12+	Dirk Nowitzki	2,079
2010-11	Jason Kidd	2,653
2009-10	Dirk Nowitzki	3,039
2008-09	Dirk Nowitzki	3,050
2007-08	Dirk Nowitzki	2,769
2006-07	Jason Terry	2,846
2005-06	Dirk Nowitzki	3,089
2004-05	Dirk Nowitzki	3,020
2003-04	Dirk Nowitzki	2,915
2002-03	Dirk Nowitzki	3,117
2001-02	Dirk Nowitzki	2,891
2000-01	Michael Finley	3,443
1999-00	Michael Finley	3,464
1998-99 ^A	Michael Finley	2,051
1997-98	Michael Finley	3,394
1996-97	Derek Harper	2,210
1995-96	Jason Kidd	3,034
1994-95	Jamal Mashburn	2,980
1993-94	Jim Jackson	3,066
1992-93	Terry Davis	2,462
1991-92	Rolando Blackman	2,527
1990-91	Rolando Blackman	2,965
1989-90	Derek Harper	3,007
1988-89	Derek Harper	2,968
1987-88	Derek Harper	3,032
1986-87	James Donaldson	3,028
1985-86	Rolando Blackman	2,787
1984-85	Rolando Blackman	2,834
1983-84	Rolando Blackman	3,025
1982-83	Mark Aguirre	2,784
1981-82	Jay Vincent	2,626
1980-81	Tom LaGarde	2,670

% Season reduced to 72 games

Season reduced to 75 games

+ Season reduced to 66 games

^A Season reduced to 50 games

SEASON HIGHS

Points

Player	Points	Season
Mark Aguirre	2,330	1983-84
Dirk Nowitzki	2,151	2005-06
Dirk Nowitzki	2,094	2008-09
Mark Aguirre	2,056	1986-87
Mark Aguirre	2,055	1984-85

Scoring Average (min. 50 Games)

Player	Average	Season
Mark Aguirre	29.5	1983-84
Luka Dončić	28.8	2019-20#
Luka Dončić	27.7	2020-21%
Dirk Nowitzki	26.6	2005-06
Dirk Nowitzki	26.1	2004-05
Dirk Nowitzki	25.9	2008-09

% Season reduced to 72 games

Season reduced to 75 games

Field Goals

Player	Field Goals	Season
Mark Aguirre	925	1983-84
Mark Aguirre	794	1984-85
Mark Aguirre	787	1986-87
Dirk Nowitzki	774	2008-09
Mark Aguirre	767	1982-83

Field Goal Attempts

Player	Attempts	Season
Mark Aguirre	1,765	1983-84
Michael Finley	1,636	1999-00
Dirk Nowitzki	1,616	2008-09
Mark Aguirre	1,590	1986-87
Mark Aguirre	1,589	1982-83

Field Goal Percentage (Min. 200 FGA)

Player	FG %	Season
Brandan Wright	.677	2013-14
Tyson Chandler	.666	2014-15
Tyson Chandler	.654	2010-11
Erick Dampier	.650	2008-09
DeAndre Jordan	.644	2018-19

3-Point Field Goals

Player	3-Pt Field Goals	Season
George McCloud	257	1995-96
Tim Hardaway Jr.	207	2020-21%
Tim Hardaway Jr.	204	2019-20#
Luka Dončić	192	2020-21%
Jose Calderon	191	2013-14

% Season reduced to 72 games

Season reduced to 75 games

3-Point Field Goal Attempts

Player	3-Pt. Attempts	Season
George McCloud	678	1995-96
Luka Dončić	546	2020-21%
Luka Dončić	541	2019-20#
Tim Hardaway Jr.	529	2020-21%
Wesley Matthews	525	2015-16

% Season reduced to 72 games

Season reduced to 75 games

3-Point Field Goal Percentage (Min. 50 3FGA)

Player	3-Pt FG %	Season
Doug McDermott	.494	2017-18
Hubert Davis	.491	1999-00
Brian Cardinal	.483	2010-11
Detlef Schrempf	.478	1986-87
Jason Kidd	.461	2007-08

Free Throws

Player	Free Throws	Season
--------	-------------	--------





Dirk Nowitzki	615	2004-05
Dirk Nowitzki	539	2005-06
Dirk Nowitzki	536	2009-10
Dirk Nowitzki	498	2006-07
Dirk Nowitzki	485	2008-09

Free Throw Attempts

Player	FT Attempts	Season
Dirk Nowitzki	708	2004-05
Mark Aguirre	621	1983-84
Jamal Mashburn	605	1994-95
Dirk Nowitzki	598	2005-06
Mark Aguirre	589	1982-83

Free Throw Percentage (Min. 50 FTA)

Player	FT %	Season
Shawn Bradley	.922	2001-02
Josh Richardson%	.917	2020-21
Steve Nash	.916	2003-04
Dirk Nowitzki	.915	2009-10
Steve Nash	.909	2002-03
Dirk Nowitzki	.904	2006-07

% Season reduced to 72 games

Rebounds

Player	Rebounds	Season
James Donaldson	973	1986-87
Roy Tarpley	959	1987-88
Tyson Chandler	864	2014-15
Popeye Jones	844	1994-95
Dirk Nowitzki	791	2002-03

Rebounding Average (Min. 50 Games)

Player	Rebounds/Game	Season
DeAndre Jordan	13.7	2018-19
James Donaldson	11.9	1986-87
Roy Tarpley	11.8	1987-88
Tyson Chandler	11.5	2014-15
Popeye Jones	10.8	1995-96

Offensive Rebounds

Player	Offensive Rebounds	Season
Tyson Chandler	654	2010-11
Erick Dampier	650	2008-09
Erick Dampier	643	2007-08
Erick Dampier	626	2006-07
Roy Tarpley	360	1987-88

Defensive Rebounds

Player	Defensive Rebounds	Season
Dirk Nowitzki	710	2002-03
James Donaldson	678	1986-87
Dirk Nowitzki	661	2004-05
Dirk Nowitzki	635	2001-02
Dirk Nowitzki	635	2000-01

Assists

Player	Assists	Season
Jason Kidd	783	1995-96
Jason Kidd	724	2009-10
Jason Kidd	702	2008-09
Steve Nash	687	2003-04
Jason Kidd	655	2010-11

Assists Average

Player	Assists/Game	Season
Jason Kidd	9.7	1995-96
Jason Kidd	9.1	2009-10
Luka Dončić	8.8	2019-20#
Steve Nash	8.8	2003-04
Jason Kidd	8.7	2008-09

Season reduced to 75 games

Steals

Player	Steals	Season
Derek Harper	187	1989-90
Jason Kidd	175	1995-96
Derek Harper	172	1988-89
Derek Harper	168	1987-88
Derek Harper	167	1986-87

Blocks

Player	Blocks	Season
Shawn Bradley	228	2000-01
Shawn Bradley	214	1997-98
Shawn Bradley	190	1999-00
Shawn Bradley	170	2002-03
Shawn Bradley	159	1998-99^

^Season reduced to 50 games

Turnovers

Player	Turnovers	Season
Jim Jackson	334	1993-94
Jason Kidd	328	1995-96
Mark Aguirre	285	1983-84
Luka Dončić	281	2020-21%
Monta Ellis	264	2013-14
Mark Aguirre	261	1982-83

% Season reduced to 72 games

Fouls

Player	Fouls	Season
Roy Tarpley	313	1987-88
Randy White	308	1990-91
Jay Vincent	308	1981-82
Lorenzo Williams	306	1994-95
Pat Cummings	296	1982-83

Disqualifications

Player	Disqualifications	Season
Doug Smith	12	1992-93
Kurt Nimphius	11	1982-83
Wayne Cooper	10	1981-82
Pat Cummings	9	1982-83
Lorenzo Williams	9	1995-96
Shawn Bradley	9	1997-98

Minutes

Player	Minutes	Season
Michael Finley	3,464	1999-00
Michael Finley	3,443	2000-01
Michael Finley	3,394	1997-98
Dirk Nowitzki	3,117	2002-03
Dirk Nowitzki	3,089	2005-06

MAVS LISTS

Attendance Summary

Reunion Arena

Year	Total Home Attendance	Avg. Home Attendance	Arena Capacity	Pct. Capacity	NBA Ranking	Sellouts	10,000+	Avg. Road Attendance
1980-81	319,347	7,789	17,772	43.8	18th	1	7	8,912
1981-82	390,292	9,519	17,134	55.6	15th	3	12	9,082
1982-83	487,158	11,882	17,134	69.3	9th	6	28	8,252
1983-84	583,134	14,223	17,007	83.6	5th	11	40	9,592
1984-85	684,466	16,694	17,007	98.2	2nd	24	41	9,660
1985-86	693,052	16,904	17,007	99.4	2nd	31	41	10,938
1986-87	696,333	16,984	17,007	99.9	2nd	38	41	12,429





1987-88	695,592	16,966	17,007	99.8	4th	37	41	12,775
1988-89	695,056	16,953	17,007	99.7	8th	35	41	14,400
1989-90	691,570	16,868	17,007	99.2	8th	32	41	14,706
1990-91	683,927	16,681	17,007	98.1	7th	24	41	14,498
1991-92	649,741	15,847	17,502	90.5	11th	6	41	14,786
1992-93	554,724	13,530	17,502	77.3	21st	4	41	15,095
1993-94	526,414	12,839	17,502	73.4	25th	3	41	15,572
1994-95	678,433	16,547	17,502	94.5	13th	27	41	16,953
1995-96	684,138	16,686	17,502	95.3	17th	19	41	17,199
1996-97	619,178	15,102	18,042	83.7	25th	6	41	12,697
1997-98	541,545	13,208	18,042	73.2	26th	5	36	15,792
1998-99*	362,837	14,513	18,121	80.2	25th	3	25	16,313
1999-00	606,177	14,785	18,187	81.3	23rd	6	41	15,843
2000-01	680,138	16,589	18,187	91.2	13th	20	41	15,762

AAC

Year	Total Home Attendance	Avg. Home Attendance	Arena Capacity	Pct. Capacity	NBA Ranking	Sellouts	20,000+	Avg. Road Attendance
2001-02	802,783	19,580	19,200	101.9	6th	34	22	17,049
2002-03	816,429	19,913	19,200	103.7	3rd	41	16	17,618
2003-04	825,594	20,136	19,200	104.9	2nd	41	27	17,453
2004-05	822,533	20,062	19,200	104.5	3rd	41	24	17,259
2005-06	824,693	20,114	19,200	104.8	3rd	41	29	17,592
2006-07	814,009	20,350	19,200	106	4th	41	39	17,821
2007-08	831,738	20,286	19,200	105.7	4th	41	39	17,716
2008-09	821,723	20,042	19,200	104.4	4th	41	22	17,102
2009-10	819,770	19,994	19,200	104.1	4th	41	18	17,129
2010-11	824,162	20,102	19,200	104.7	4th	41	27	16,657
2011-12*	671,050	20,335	19,200	105.9	3rd	33	31	17,712
2012-13	896,944	20,036	19,200	104.4	2nd	41	21	17,613
2013-14	817,982	19,950	19,200	103.9	2nd	41	19	17,268
2014-15	827,702	20,187	19,200	105.1	3rd	41	31	17,653
2015-16	825,901	20,144	19,200	104.9	3rd	41	31	17,727
2016-17	811,366	19,789	19,200	103.1	4th	41	14	17,519
2017-18	811,453	19,791	19,200	103.1	5th	41	14	17,374
2018-19	820,569	20,014	19,200	104.2	3rd	41	24	18,073
2019-20*	682,096	20,061	19,200	104.5	2nd	34	19	18,249
2020-21**	131,912	3,648	varied	n/a	7th	n/a	0	2,471

*Did not play full 82-game season

**26 home games with fans (capacity varied throughout the season); 15 away games with fans

Head Coaches

Coach	Years	REGULAR SEASON			PLAYOFFS		
		W	L	PCT	W	L	PCT
Rick Carlisle	2008-09 through 2020-21	555	478	.537	33	38	.465
Don Nelson\$	1997-98 through 3/17/05	339	251	.575	19	24	.442
Dick Motta	1980-81 through 1986-87, 1994-95 through 1995-96	329	409	.446	11	17	.393
Avery Johnson#	3/18/05 through 2007-08	194	70	.735	23	24	.479
John MacLeod*	1987-88 through 11/26/89	96	79	.549	10	7	.588
Richie Adubato+	1989-90 through 1/13/93	94	170	.356	0	3	.000
Jim Cleamons	1996-97 through 12/4/97	28	70	.286	0	0	n/a
Quinn Buckner	1993-94	13	69	.159	0	0	n/a
Gar Heard‡	1992-93	9	44	.170	0	0	n/a

\$ - Nelson took over for Cleamons 16 games into the 1997-98 season.

* - MacLeod was dismissed 11 games into the 1989-90 season.

+ - Adubato took over for MacLeod 11 games into the 1989-90 season, and was dismissed 29 games into the 1992-93 season.

‡ - Heard took over for Adubato 29 games into the 1992-93 season.

- Johnson took over for Nelson 64 games into the 2004-05 season.

Assistant Coaches

Coach	Years
Richie Adubato	1986-87 – 1989-90
Sonny Allen	1997-98
Darrell Armstrong	2008-09 – Present
Greg Ballard	1993-94
Rolando Blackman	2000 – 2005-06
Butch Beard	1996-97 – 1997-98
Jenny Boucek	2019-20 – 2020-21
Tony Brown	2011-12 – 2013-14
Kaleb Canales	2013-14 – 2017-18





Dwane Casey	2008-09 – 2010-11
Brad Davis	1992-93, 94-95 – 95-96, 99-00 – Present
Ron Ekker	1997-98
Mario Elie	2007-08 – 2008-09
Zach Guthrie	2020-21
Del Harris	2000 – 2006-07
Gar Heard	1987-88 – 1992-93 and 1999-00
Melvin Hunt	2015-16 – 2017-18
Avery Johnson	2004-05
Popeye Jones	2006-07 – 2009-10
Monte Mathis	2009-10 – 2014-15
Sidney Moncrief	1999-00 – 2002-03
Jamahl Mosley	2014-15 – 2020-21
Kip Motta	1994-95 – 1995-96
Donn Nelson	1997-98 – 2003-04
Tom Newell	1993-94
Jack Nolan	1996-97
Jim O'Brien	2012-13
Charlie Parker	1996-97 – 2004-05
Joe Prunty	2005-06 – 2007-08
Clifford Ray	1992-93
Larry Riley	2002-03 – 2005-06
Scott Roth	1997-98 – 1999-00
Bob Salmi	1996-97 – 1997-98
Stephen Silas	2018-19 - 2019-20
Tom Stermer	2008-09 – 2009-10
Terry Stotts	2008-09 – 2011-12
Larry Shyatt	2016-17 – 2018-19
Kurt Thomas	1997-98
Lanny Van Eman	1996-97
Kiki Vandeweghe	1999-01
Sam Vincent	2006-07
Mike Weiner	2017-18 – 2020-21
Bob Weiss	1980-81 – 1985-86
Paul Westphal	2007-08
Randy Wittman	1993-94
Bob Zuffelato	1990-91 – 1992-93

Final Records and Standings

Year	Head Coach	Record	Division, GB	West	Home	Road	Playoffs	Attend.
1980-81	Dick Motta	15-67	6th, 37	12th	11-30	4-37	—	7,789
1981-82	Dick Motta	28-54	5th, 20	10th	16-25	12-29	—	9,519
1982-83	Dick Motta	38-44	4th, 15	8th	23-18	15-26	—	11,882
1983-84	Dick Motta	43-39	2nd, 2	4th	31-10	12-29	4-6	14,223
1984-85	Dick Motta	44-38	3rd, 8	4th	24-17	20-21	1-3	16,694
1985-86	Dick Motta	44-38	3rd, 7	4th	26-15	18-23	5-5	16,904
1986-87	Dick Motta	55-27	1st, —	2nd	35-6	20-21	1-3	16,984
1987-88	John MacLeod	53-29	2nd, 1	3rd	33-8	20-21	10-7	16,966
1988-89	John MacLeod	38-44	4th, 13	9th	24-17	14-27	—	16,953
1989-90	John MacLeod	5-6						
	Richie Adubato	42-29	3rd, 9	6th	30-11	17-24	0-3	16,868
1990-91	Richie Adubato	28-54	6th, 27	12th	20-21	8-33	—	16,681
1991-92	Richie Adubato	22-60	5th, 33	12th	15-26	7-34	—	15,847
1992-93	Richie Adubato	2-27						
	Gar Heard	9-44	6th, 44	13th	7-34	4-37	—	13,530
1993-94	Quinn Buckner	13-69	6th, 45	13th	6-35	7-34	—	12,839
1994-95	Dick Motta	36-46	5th, 26	10th	19-22	17-24	—	16,547
1995-96	Dick Motta	26-56	T5th, 33	T13th	16-25	10-31	—	16,686
1996-97	Jim Cleamons	24-58	4th, 40	11th	14-27	10-31	—	15,102
1997-98	Jim Cleamons	4-12						
	Don Nelson	16-50	5th, 42	10th	13-28	7-34	—	13,208
1998-99*	Don Nelson	19-31	5th, 18	11th	15-10	4-21	—	14,513
1999-00	Don Nelson	40-42	4th, 15	9th	22-19	18-23	—	14,785
2000-01	Don Nelson	53-29	T2nd, 5	T4th	28-13	25-16	4-6	16,589
2001-02	Don Nelson	57-25	2nd, 1	4th	30-11	27-14	4-4	19,580
2002-03	Don Nelson	60-22	1st, —	2nd	33-8	27-14	10-10	19,913
2003-04	Don Nelson	52-30	3rd, 6	5th	36-5	16-25	1-4	20,136
2004-05	Don Nelson	42-22	2nd, 1	3rd	29-12	29-12	6-7	20,062
	Avery Johnson	16-2						
2005-06	Avery Johnson	60-22	2nd, 3	2nd	34-7	26-15	14-9	20,114





2006-07	Avery Johnson	67-15	1st, -	1st	36-5	31-10	2-4		20,350
2007-08	Avery Johnson	51-31	4th, 5	7th	34-7	17-24	1-4		20,286
2008-09	Rick Carlisle	50-32	3rd, 4	6th	32-9	18-23	3-1		20,042
2009-10	Rick Carlisle	55-27	1st, -	2nd	28-13	27-14	5-5		19,994
2010-11	Rick Carlisle	57-25	2nd, 4	3rd	29-12	28-13	16-5		20,102
2011-12*	Rick Carlisle	36-30	3rd, 14	7th	23-10	13-20	0-4		20,335
2012-13	Rick Carlisle	41-41	4th, 17	10th	24-17	17-24	-		20,036
2013-14	Rick Carlisle	49-33	4th, 13	8th	26-15	23-18	3-4		19,951
2014-15	Rick Carlisle	50-32	4th, 6	7th	27-14	23-18	1-4		20,188
2015-16	Rick Carlisle	42-40	2nd, 25	6th	23-18	19-22	1-4		20,144
2016-17	Rick Carlisle	33-49	5th, 28	11th	21-20	12-29	1-4		19,789
2017-18	Rick Carlisle	24-58	4th, 41	13th	15-26	9-32	-		19,791
2018-19	Rick Carlisle	33-49	T3rd, 20	T12th	24-17	9-32	-		20,014
2019-20*	Rick Carlisle	43-32	2nd, 2.5	7th	20-18	23-14	2-4		20,061
2020-21**	Rick Carlisle	42-30	1st, -	5th	21-15	21-15	3-4		3,648

*Did not play full 82 game season

**Did not play full 82 game season; limited venue capacity (26 games w/ fans)

Record By Month

	Oct.	Nov.	Dec.	Jan.	Feb.	March	April	May	July	Aug.
1980-81	2-10	1-12	2-14	3-9	1-13	6-9	-	-	-	-
1981-82	1-1	1-12	5-9	6-7	6-8	5-12	4-5	-	-	-
1982-83	1-1	6-6	5-9	9-7	7-6	8-9	2-6	-	-	-
1983-84	1-1	10-3	5-10	9-5	7-9	7-7	4-4	-	-	-
1984-85	1-1	8-8	6-6	9-7	8-4	9-8	3-4	-	-	-
1985-86	1-1	8-6	5-8	9-6	6-8	11-5	4-4	-	-	-
1986-87	1-0	9-5	9-4	9-6	9-5	12-4	6-3	-	-	-
1987-88	0-0	7-5	10-3	11-4	10-5	8-6	7-6	-	-	-
1988-89	0-0	9-4	8-5	4-11	8-5	3-14	6-5	-	-	-
1989-90	0-0	6-7	9-6	9-7	7-5	9-5	7-5	-	-	-
1990-91	0-0	6-6	4-10	5-10	6-7	4-12	3-9	-	-	-
1991-92	0-0	7-8	5-9	1-13	4-9	1-15	4-6	-	-	-
1992-93	0-0	1-9	1-13	1-14	1-12	3-14	4-9	-	-	-
1993-94	0-0	1-12	1-12	1-16	5-8	0-13	5-8	-	-	-
1994-95	0-0	7-4	6-8	3-13	5-7	10-6	5-8	-	-	-
1995-96	0-0	5-8	3-11	6-8	5-9	3-14	4-6	-	-	-
1996-97	0-0	4-10	6-7	4-11	5-7	3-14	2-9	-	-	-
1997-98	1-0	3-11	1-14	3-11	3-10	8-8	1-8	-	-	-
1998-99*	0-0	0-0	0-0	0-0	5-10	5-12	8-7	1-2	-	-
1999-00	0-0	5-11	4-10	8-5	7-6	7-9	9-1	-	-	-
2000-01	1-0	9-6	10-6	8-6	8-4	10-4	7-3	-	-	-
2001-02	1-0	9-6	11-3	12-4	7-4	11-5	6-3	-	-	-
2002-03	1-0	14-1	10-4	11-4	8-5	11-4	5-4	-	-	-
2003-04	1-1	10-5	7-6	11-6	9-2	8-8	6-2	-	-	-
2004-05	0-0	10-6	9-4	9-4	10-3	10-6	10-1	-	-	-
2005-06	0-0	10-4	12-4	13-2	10-1	9-8	6-3	-	-	-
2006-07	0-0	11-4	13-3	14-2	10-0	13-2	6-4	-	-	-
2007-08	1-0	10-5	9-6	11-3	8-6	7-8	5-3	-	-	-
2008-09	0-1	8-7	11-4	8-7	8-4	9-7	6-2	-	-	-
2009-10	2-1	11-4	9-5	8-7	9-4	11-4	5-2	-	-	-
2010-11	2-1	11-3	8-8	11-1	10-6	10-6	4-3	-	-	-
2011-12*	0-0	0-0	1-3	13-5	7-7	9-8	6-7	-	-	-
2012-13	1-1	6-8	5-10	7-8	6-5	11-5	5-4	-	-	-
2013-14	1-0	9-8	8-5	9-8	9-3	8-6	5-3	-	-	-
2014-15	1-1	12-4	10-5	9-7	7-5	6-7	5-3	-	-	-
2015-16	1-1	9-7	9-6	9-9	4-6	5-10	5-2	-	-	-
2016-17	0-3	3-11	7-10	8-6	6-5	7-9	2-5	-	-	-
2017-18	1-7	4-10	8-8	3-11	3-7	4-10	1-5	-	-	-
2018-19	2-6	8-4	7-9	6-9	4-6	3-12	3-3	-	-	-
2019-20*	3-1	9-5	9-6	8-7	7-5	4-3	-	-	0-1	3-4
2020-21**	-	-	1-3	7-9	8-4	9-5	10-6	7-2	-	-
TOTALS	28-39	277-255	272-280	302-302	274-240	297-333	196-181	8-4	0-1	3-4

*Did not play full 82 game season

**Did not play full 82 game season

Division and Conference Records

	Atlantic	Central	Southeast	East	Mid/Southwest	Pacific	Northwest	West	Overall
1980-81	2-8	1-11	NA ¹	3-19	5-25	7-23	NA	12-48	15-67
1981-82	4-6	5-7	NA	9-13	11-19	8-22	NA	19-41	28-54
1982-83	0-10	6-6	6-16	15-15	17-13	17-13	NA	32-28	38-44
1983-84	2-8	5-7	NA ¹	7-15	19-11	17-13	NA	36-24	43-39
1984-85	5-5	6-6	NA	11-11	14-16	19-11	NA	33-27	44-38





1985-86	5-5	6-6	NA	11-11	16-14	17-13	NA	33-27	44-38
1986-87	7-3	6-6	NA	13-9	19-11	23-7	NA	42-18	55-27
1987-88	4-6	8-4	NA	12-10	20-10	21-9	NA	41-19	53-29
1988-89	6-6	2-10	NA	8-16	19-11	11-17	NA	30-28	38-44
1989-90	8-5	10-3	NA	18-8	17-11	12-16	NA	29-27	47-35
1990-91	7-5	4-10	NA	11-15	7-21	10-18	NA	17-39	28-54
1991-92	3-11	4-10	NA	7-21	11-15	4-24	NA	15-39	22-60
1992-93	3-11	3-11	NA	6-22	3-23	2-26	NA	5-49	11-71
1993-94	1-13	2-12	NA	3-25	7-19	3-25	NA	10-44	13-69
1994-95	5-9	8-6	NA	13-15	11-15	12-16	NA	23-31	36-46
1995-96	4-10	3-13	NA	7-23	10-14	9-19	NA	19-33	26-56
1996-97	6-8	2-14	NA	8-22	9-15	7-21	NA	16-36	24-58
1997-98	3-11	4-12	NA	7-23	9-15	4-24	NA	13-39	20-62
1998-99*	1-2	2-1	NA	3-3	8-12	8-16	NA	16-28	19-31
1999-00	3-11	9-7	NA	12-18	12-12	16-12	NA	28-24	40-42
2000-01	11-3	12-4	NA	23-7	14-10	16-12	NA	30-22	53-29
2001-02	9-5	14-2	NA	23-7	16-8	18-10	NA	34-18	57-25
2002-03	13-1	13-3	NA	26-4	18-6	16-12	NA	34-18	60-22
2003-04	10-4	9-7	NA	19-11	14-10	19-9	NA	33-19	52-30
2004-05	9-1	6-4	8-2	23-7	11-5	10-8	14-4	35-17	58-24
2005-06	7-3	7-3	13-3	23-7	13-3	9-9	15-3	37-15	60-22
2006-07	10-0	8-2	9-1	27-3	14-2	11-7	15-3	40-12	67-15
2007-08	5-5	6-4	10-6	18-12	10-6	12-6	11-7	33-19	51-31
2008-09	7-3	6-4	8-2	21-9	7-9	11-7	11-7	29-23	50-32
2009-10	6-4	9-1	7-3	22-8	10-6	9-9	14-4	33-19	55-27
2010-11	9-1	4-6	9-1	22-8	8-8	15-3	12-6	35-17	57-25
2011-12*	5-2	2-3	3-3	10-8	8-5	8-9	10-8	26-22	36-30
2012-13	5-5	6-4	6-4	17-13	7-9	10-8	7-11	24-28	41-41
2013-14	5-5	9-1	6-4	20-10	9-7	10-8	10-8	29-23	49-33
2014-15	9-1	5-5	7-3	21-9	7-9	9-9	13-5	29-23	50-32
2015-16	8-2	4-6	3-7	15-15	7-9	9-9	11-7	27-25	42-40
2016-17	4-6	6-4	4-6	14-16	5-11	8-10	6-12	19-33	33-49
2017-18	2-8	4-6	4-6	10-20	5-11	4-14	5-13	14-38	24-58
2018-19	4-6	6-4	5-5	15-15	4-12	6-12	8-10	18-34	33-49
2019-20*	4-5	7-2	5-5	16-12	10-4	8-10	9-6	27-20	43-32
2020-21**	6-4	6-4	9-1	21-9	7-5	8-7	6-9	21-21	
TOTALS	227-227	245-241	116-62	581-535	446-479	453-533	177-123	1,076-1,115	1,615-1,610

*Did not play full 82 game season

**Did not play full 82 game season

All-Star Break - Halfway-Point

Year	Date of A-S Game	Record Before	Record After	First 41 Games	Last 41 Games	Overall
1980-81	Feb. 1	8-45	7-22	5-36	10-31	15-67
1981-82	Jan. 31	13-29	15-25	13-28	15-26	28-54
1982-83	Feb. 13	25-24	13-20	19-22	19-22	38-44
1983-84	Jan. 29	25-19	18-20	22-19	21-20	43-39
1984-85	Feb. 10	27-23	17-15	22-19	22-19	44-38
1985-86	Feb. 9	25-22	19-16	20-21	24-17	44-38
1986-87	Feb. 8	30-16	25-11	26-15	29-12	55-27
1987-88	Feb. 7	28-15	25-14	28-13	25-16	53-29
1988-89	Feb. 12	24-21	14-23	21-20	17-24	38-44
1989-90	Feb. 11	26-22	21-13	21-20	26-15	47-35
1990-91	Feb. 10	17-27	11-27	15-26	13-28	28-54
1991-92	Feb. 9	13-34	9-26	13-28	9-32	22-60
1992-93	Feb. 21	4-45	7-26	3-38	8-33	11-71
1993-94	Feb. 13	6-42	7-27	2-39	11-30	13-69
1994-95	Feb. 12	18-28	18-18	16-25	20-21	36-46
1995-96	Feb. 11	16-30	10-26	14-27	12-29	26-56
1996-97	Feb. 9	16-28	8-30	14-27	10-31	24-58
1997-98	Feb. 8	9-38	11-24	7-34	13-28	20-62
1998-99*	NA	NA	NA	8-17 (1st 25)	11-14 (last 25)	19-31
1999-00	Feb. 13	20-28	20-14	15-26	25-16	40-42
2000-01	Feb. 11	31-19	22-10	25-16	28-13	53-29
2001-02	Feb. 10	35-14	22-11	29-12	28-13	57-25
2002-03	Feb. 9	38-10	22-12	33-8	27-14	60-22
2003-04	Feb. 15	33-19	19-11	25-16	27-14	52-30
2004-05	Feb. 20	35-16	23-8	28-13	30-11	58-24
2005-06	Feb. 19	41-11	19-11	31-10	29-12	60-22
2006-07	Feb. 18	44-9	23-6	33-8	34-7	67-15
2007-08	Feb. 16	35-18	16-13	23-18	28-13	51-31
2008-09	Feb. 15	31-21	19-11	24-17	26-15	50-32





2009-10	Feb. 14	32-20	23-7	27-14	28-13	55-27
2010-11	Feb. 20	40-16	17-9	27-14	30-11	57-25
2011-12*	Feb. 26	21-13	15-17	21-12 (1st 33)	16-18 (last 33)	36-30
2012-13	Feb. 17	23-29	18-12	17-24	24-17	41-41
2013-14	Feb. 16	32-22	17-11	24-17	25-16	49-33
2014-15	Feb. 15	36-19	14-13	28-13	22-19	50-32
2015-16	Feb. 14	29-26	13-14	23-18	19-22	42-40
2016-17	Feb. 19	22-34	11-15	14-27	19-22	33-49
2017-18	Feb. 18	18-40	6-18	13-28	44165	24-58
2018-19	Feb. 17	26-31	7-18	19-22	14-17	33-49
2019-20*	Feb. 16	32-22	10-10	26-15	17-17 (last 34)	43-32
2020-21**	March 7	18-16	24-14	22-19	20-11 (last 31)	42-30

*Did not play full 82 game season

**Did not play full 82 game season

Yearly Streaks

Year	Longest Win Streak	Dates	Longest Losing Streak	Dates
1980-81	2	3 times	15	1/18-2/20
1981-82	4	1/20-1/26	12	11/3-11/25
1982-83	5	1/18-1/26	7	3/2-4/8
1983-84	8	11/17-12/3	5	3 times
1984-85	4	4 times	3	3 times
1985-86	6	11/19-12/3	6	2/19-2/28
1986-87	6	2 times	2	5 times
1987-88	11	2/14-3/4	4	2 times
1988-89	5	11/17-11/26	12	3/10-3/30
1989-90	7	1/19-1/31	5	1/10-1/17
1990-91	4	11/3-11/9	8	4/3-4/15
1991-92	3	11/14-11/19	15	3/1-3/26
1992-93	2	2 times	19	2/6-3/15
1993-94	2	3 times	20	11/13-12/22
1994-95	6	3/20-3/30	8	1/18-1/31
1995-96	4	11/3-11/9	11	3/7-3/25
1996-97	3	12/5-12/10	11	3/18-4/6
1997-98	3	10/31-11/4	15	12/6-1/3
1998-99	4	4/26-5/1	7	2/9-2/19
1999-00	5	4/2-4/11	6	2/29-3/9
2000-01	6	3/7-3/17	3	1/11-1/15, 4/7-4/11
2001-02	10	12/11-1/2	3	11/15-11/20, 12/5-12/10
2002-03	14	10/30-11/27	3	3 times
2003-04	9	1/12-1/27	4	12/17-12/23
2004-05	9	4/5-4/20	3	2 times
2005-06	13	1/14-2/9	3	3/28-3/31
2006-07	17	1/27-3/11	4	11/2-11/8
2007-08	7	12/29-1/12	3	3/2-3/6, 3/18-3/23
2008-09	5	11/16-11/25	5	11/7-11/14
2009-10	13	2/17-3/10	3	1/28-2/1
2010-11	12	11/20-12/11	6	1/6-1/17
2011-12	6	2/8-2/17	4	2/22-3/2
2012-13	4	2 times	5	12/21-12/30
2013-14	5	1/31-2/9	3	2/28-3/5
2014-15	6	12/26-1/5	4	1/23-1/28
2015-16	6	2 times	5	3/3-3/12
2016-17	4	2 times	8	11/9-11/23
2017-18	4	12/26-12/31	6	10/26-11/4
2018-19	4	11/10-11/17	7	3/2-3/14
2019-20	5	2 times	2	8 times
2020-21	5	3/29-4/5	6	1/23-2/1





All-Time Record Streaks

Longest Winning Streaks

17	1/27/07 - 3/11/07
14	10/30/02 - 11/27/02
13	2/17/10 - 3/10/10
13	12/13/06 - 1/5/07
13	1/14/06 - 2/9/06
12	11/20/10 - 12/11/10
12	11/9/06 - 12/1/06
11	2/14/88 - 3/4/88
10	1/22/11 - 2/9/11
10	12/11/01 - 1/2/02
9	3/16/07 - 3/30/07
9	4/5/05 - 4/20/05
9	1/12/04 - 1/27/04
8	2/12/11 - 3/4/11
8	1/9/07 - 1/23/07
8	11/17/83 - 12/3/83
7	12/29/07 - 1/12/08
7	11/11/06 - 11/25/06
7	1/15/02 - 1/26/02
7	1/19/90 - 1/31/90
7	1/18/88 - 1/29/88

Longest Losing Streaks

20	11/13/93 - 12/22/93
19	2/6/93 - 3/15/93
16	12/28/93 - 1/27/94
15	12/6/97 - 1/3/98
15	12/18/92 - 1/16/93
15	3/1/92 - 3/26/92
15	1/18/81 - 2/20/81
12	11/17/92 - 12/12/92
12	3/10/89 - 3/20/89
12	11/3/81 - 11/25/81
12	11/16/80 - 12/10/80

Longest Home Winning Streaks

23	12/9/06 - 3/6/07
16	1/3/06 - 3/3/06
12	12/29/07 - 2/29/08
12	11/2/02 - 12/17/02
11	11/6/18 - 12/12/18
11	11/14/87 - 1/13/88
11	10/29/83 - 12/3/83
10	11/1/03 - 12/2/03
10	1/19/90 - 3/2/90
9	1/19/11 - 3/4/11
9	2/18/09 - 3/25/09
9	3/17/05 - 4/19/05
9	2/3/04 - 3/8/04
9	11/26/86 - 1/2/87
8	2/17/10 - 3/10/10
8	2/17/88 - 3/4/88
8	3/14/87 - 4/18/87

Longest Home Losing Streaks

19	11/6/93 - 1/21/94
12	2/15/94 - 4/25/94
9	1/20/81 - 2/27/81
8	2/10/93 - 3/15/93
7	11/8/97 - 11/25/97
7	1/14/95 - 2/3/95
7	11/21/92 - 12/12/92
7	11/3/81 - 11/24/81
6	1/17/21 - 2/4/21
6	12/14/99 - 1/6/00
6	12/26/92 - 1/15/93
6	11/18/80 - 12/9/80
6	10/14/80 - 11/11/80

Longest Road Winning Streaks

8	11/20/10 - 12/27/10
---	---------------------





8	1/15/02 - 2/12/02
7	11/24/19 - 12/20/19
7	10/30/02 - 11/27/02
7	12/15/00 - 1/10/01
6	2/12/11 - 3/7/11
6	3/18/07 - 3/27/07
6	1/31/07 - 3/11/07
6	1/18/06 - 2/1/06
6	2/6/05 - 2/23/05
5	1/22/11 - 2/9/11
5	3/27/10 - 4/12/10
5	2/19/10 - 3/8/10
5	11/13/09 - 11/27/09
5	1/9/07 - 1/23/07
5	12/16/06 - 1/5/07
5	11/9/06 - 11/24/06
5	11/27/04 - 12/21/04
5	1/12/04 - 1/27/04
5	11/19/88 - 12/20/88
5	1/7/88 - 1/27/88
5	1/18/83 - 2/8/83

Longest Road Losing Streaks

29	11/10/92 - 3/13/93
26	12/26/91 - 4/9/92
22	11/5/97 - 2/11/98
19	10/24/80 - 1/5/81
13	3/1/91 - 4/21/91
12	3/3/89 - 3/31/89
11	2/22/99 - 4/16/99
10	11/18/93 - 12/22/93
10	12/21/88 - 1/24/89
10	10/30/81 - 12/12/81

All-Time Comebacks

Deficit	Score (DAL-Opp)	Time	Opponent	Final Score (DAL-Opp)	Date
29	41-70	10:26 3rd	vs. Minnesota	107-100	12/30/08
25	37-62	1:05 2nd	at Denver	124-123 (OT)	11/26/94
24	20-44	8:46 2nd	vs. Sacramento	106-98	11/11/14
24	49-25	5:58 2nd	vs. Toronto	105-99	11/20/07
24	62-86	6:01 3rd	vs. Toronto	115-113 (OT)	2/25/06
23	32-55	3:15 2nd	vs. Denver	122-116 (OT)	2/26/16
22	56-78	10:18 3rd	vs. Utah [^]	122-114	8/10/20
22	15-37	0:15 1st	vs. Orlando	115-106 (OT)	1/18/01
22	58-80	5:43 3rd	at Minnesota	107-103	12/18/01
22	38-60	0:31 2nd	vs. San Antonio	97-96	3/21/00
21*	33-54	7:39 2nd	vs. L.A. Clippers [^]	135-133 (OT)	8/23/20
21	23-44	11:12 2nd	vs. Golden State	116-106	11/27/01
21	53-74	6:19 3rd	at Washington	102-97	2/21/95
20	58-78	6:40 3rd	at Boston	108-100	2/28/00
20	67-47	3:24 3rd	at Seattle	89-81	11/1/97
19	3-22	6:16 1st	at Toronto	114-96	2/27/11
19	38-57	10:29 3rd	vs. Cleveland	91-87	3/14/06
19	31-50	4:32 2nd	vs. Memphis	97-87	2/23/06
19	45-64	5:32 3rd	vs. Denver	83-80	11/15/05
19*	25-44	8:09 2nd	at San Antonio	103-91	5/27/03
19	29-48	2:22 2nd	at Atlanta	91-81	2/5/01
19	60-79	8:52 4th	vs. Chicago	104-97 (OT)	3/12/98
19	27-46	6:05 2nd	vs. San Antonio	104-98	4/4/90
19	17-36	9:11 2nd	at Portland	101-94	11/13/84

*Playoffs

[^]Game played in Orlando

Biggest Leads That Got Away

Lead	Score (DAL-Opp)	Time	Opponent	Final Score (DAL-Opp)	Date
30	85-55	2:32 3rd	at Toronto	107-110	12/22/19
30	66-36	11:20 3rd	at L.A. Lakers	103-105	12/6/02
27	85-58	3:09 3rd	vs. Phoenix	108-109 (OT)	3/2/97
26	51-25	8:00 2nd	at Atlanta	104-111	10/24/18
26	63-37	9:43 2nd	vs. Seattle	105-113	3/22/92
25	51-26	5:25 2nd	at Memphis	84-90	2/27/13
24	74-50	5:53 3rd	vs. Minnesota	110-113 (OT)	1/17/98





23*	67-44	1:31 3rd	at Portland	82-84	4/23/11
23	91-68	5:17 3rd	vs. Denver	140-141 (OT)	3/1/85
22	40-18	1:23 1st	at Golden State	114-128	2/4/15
22	41-19	11:40 2nd	at L.A. Clippers	99-100	12/10/03
22	34-12	2:49 1st	vs. Houston	112-114	4/16/89
21	34-13	0:36 1st	at Toronto	85-93	1/22/14
21	69-48	8:37 3rd	at Portland	104-106	1/29/13
20	42-22	5:04 2nd	vs. Milwaukee	99-103	12/13/10
20	64-44	8:48 3rd	vs. Denver	102-107	1/31/04
20	47-27	2:23 2nd	vs. Houston	95-98 (OT)	4/11/02
19*	30-11	4:39 1st	vs. L.A. Clippers	108-118	5/28/21
19	46-27	10:43 2nd	vs. Portland	119-121	10/27/19
19	47-28	7:54 2nd	vs. San Antonio	101-105	1/16/19
19	41-22	8:34 2nd	vs. Toronto	108-109 (OT)	12/20/13
19	24-5	6:17 1st	at Chicago	91-98	11/13/08
19	53-34	9:20 3rd	vs. Indiana	79-84	1/10/98
19	60-41	11:04 3rd	at Utah	91-97	4/10/91
19	81-62	2:08 3rd	at San Antonio	94-100	1/16/91

* Playoffs

Yearly NBA Stat Rankings

		PTS	DEF	FG%	FT%	3FG%	REB	AST	STL	TO	BS	FG DEF
1980-81	ranking out of 23	21	19	23	12	8	23	17	23	5	23	23
1981-82	ranking out of 23	19	13	21	16	7	18	8	23	2	22	19
1982-83	ranking out of 23	5	18	11	5	11	9	6	23	1	22	18
1983-84	ranking out of 23	11	13	5T	12T	14	21	12	21	1	18T	17
1984-85	ranking out of 23	10	7	13	3	1	19	13	22	1	20	20
1985-86	ranking out of 23	2	21	5	7	1	15	14	22	1	17	20
1986-87	ranking out of 23	4	14	7	3	1	5	17	16	1	13	9T
1987-88	ranking out of 23	7	6	9T	4T	6	1	17	18	4	12	4T
1988-89	ranking out of 25	24	4	17	6T	7	23	24	23	3	6	8
1989-90	ranking out of 27	22	4	16T	10	17	21T	26	19	7	14	9
1990-91	ranking out of 27	25	12	15	16	11	24	25	26	4	17	19T
1991-92	ranking out of 27	27	14	27	14	5	1	26	27	6	24	12T
1992-93	ranking out of 27	26	27	27	27	12	18	27	20T	27	23	27
1993-94	ranking out of 27	27	17	27	8	21	20	27	6	7	27	26
1994-95	ranking out of 27	9	24	26	18T	24	2	11	26	21	25	25T
1995-96	ranking out of 29	9	29	29	24	18	2	11	19	13	22	29
1996-97	ranking out of 29	26	14	28	25	27	17	24	17	19	21	15
1997-98	ranking out of 29	26	19	27	9	8	23	28	20	7	6	20
1998-99	ranking out of 29	15	21	18	17	16	12	27	26	4	4	22
1999-00	ranking out of 29	3	25	12	2	2	22T	18	23	2	15	22
2000-01	ranking out of 29	4	16	5	2	4	21	18	19	6	5	14
2001-02	ranking out of 29	1	28	4	1	4	12	14	22	1	18	19
2002-03	ranking out of 29	1	16	7	1	3	17	9	11T	1	13	12
2003-04	ranking out of 29	1	28	3	1	11	2	3	15	1	10	27
2004-05	ranking out of 30	3	14	8	4	6	8	26	4	4	7T	8
2005-06	ranking out of 30	9	7	7	6	9	6	29	13	5	4	10
2006-07	ranking out of 30	9	4	5	2	4	8	24	24	5	12	7
2007-08	ranking out of 30	12	6	9	1	20	9	20	29	5	10T	4
2008-09	ranking out of 30	9	15	9	2	25	5	8	17	5	9	12
2009-10	ranking out of 30	11	15	12	1	5	17T	3	10	3	6	15
2010-11	ranking out of 30	11	10	5	8	11	14	2	23	12T	24T	8
2011-12	ranking out of 30	19	12	19	9	20	11	15	4	8	14	7
2012-13	ranking out of 30	8	27	8	2	6	16	5	16	5T	8	12
2013-14	ranking out of 30	8	20	4	3	2	26	6	5	3	21	22
2014-15	ranking out of 30	3	25	5	16	13	23	8	10	4	20	16
2015-16	ranking out of 30	16	14	20	3	23	19	18	26	2	29	15
2016-17	ranking out of 30	30	4	29	4	16	30	27	19	2	30	27
2017-18	ranking out of 30	28	12	26	19	17	27	19	25	1	29	23
2018-19	ranking out of 30	21	13	27	25	27	16	22	29	20	26T	16
2019-20	ranking out of 30	3	16	16	14	10	4	14	29	2	16	13
2020-21	ranking out of 30	17	9	13	15	18	21	26	30	3	26	9

OT Record

	Games	Home	Road	Total
1980-81	4	1-3	0-0	1-3
1981-82	2	1-0	0-1	1-1
1982-83	2	0-1	0-1	0-2
1983-84	7*	2-3	1-1	3-4
1984-85	6**	1-4	1-0	2-4





1985-86	4#	1-2	1-0	2-2
1986-87	7##	1-0	2-4	3-4
1987-88	3	1-0	2-0	3-0
1988-89	4	0-1	2-1	2-2
1989-90	5+	3-1	1-0	4-1
1990-91	5	1-2	2-0	3-2
1991-92	3	2-1	0-0	2-1
1992-93	2	0-1	0-1	0-2
1993-94	2	1-1	0-0	1-1
1994-95	7++	0-1	5-1	5-2
1995-96	8+++	3-3	1-1	4-4
1996-97	4**	0-2	1-1	1-3
1997-98	8#	3-2	1-2	4-4
1998-99	2	0-0	1-1	1-1
1999-00	2	0-0	2-	2-0
2000-01	4##	2-0	1-1	3-1
2001-02	7#	0-1	5-1	5-2
2002-03	4	0-2	2-0	2-2
2003-04	4 %	1-0	1-2	2-2
2004-05	2	2-0	0-0	2-0
2005-06	7#	2-0	3-2	5-2
2006-07	2**	0-1	1-0	1-1
2007-08	2	0-0	0-2	0-2
2008-09	4**	2-1	1-0	3-1
2009-10	8	2-2	3-1	5-3
2010-11	1	0-0	1-0	1-0
2011-12	6%^	2-1	1-2	3-3
2012-13	11##	2-3	1-5	3-8
2013-14	6	1-4	0-1	1-5
2014-15	6&	2-0	4-0	6-0
2015-16	12 %	5-2	3-2	8-4
2016-17	4	2-1	0-1	2-2
2017-18	5	0-3	0-2	0-5
2018-19	4	0-1	1-2	1-3
2019-20	7	2-4	1-0	3-4
2020-21	1	0-0	1-0	1-0
TOTALS	178	46-50	52-39	98-89

* Includes 1-3 in double OT, 1-2 at home

** Includes 0-1 in double OT, at home

Includes 1-0 in double OT, on road

Includes 0-1 in double OT, on road

^ Includes 0-1 in triple OT, on road

+ Includes 0-1 in triple OT, at home

++ Includes 2-1 in double OT, on road

+++ Includes 2-0 in double OT, at home

& Includes 2-0 in double OT, on road

% Includes 1-0 in double OT, at home

Games Missed due to Illness - Injury

Season	Record	Missed
2020-21**	42-30	134
2019-20*	43-32	151
2018-19	33-49	184
2017-18	24-58	297
2016-17	33-49	163
2015-16	42-40	117
2014-15	50-32	87
2013-14	49-33	117
2012-13	41-41	97
2011-12*	36-30	84
2010-11	57-25	167
2009-10	55-27	136
2008-09	50-32	136
2007-08	51-31	96
2006-07	67-15	111
2005-06	60-22	199
2004-05	58-24	289
2003-04	52-30	288
2002-03	60-22	292
2001-02	57-25	282





2000-01	53-29	268
1999-00	40-42	332
1998-99*	19-31	144
1997-98	20-62	363
1996-97	24-58	217
1995-96	26-56	212
1994-95	36-46	83
1993-94	13-69	185
1992-93	11-71	246
1991-92	22-60	240
1990-91	28-54	199
1989-90	47-35	108
1988-89	38-44	141
1987-88	53-29	37
1986-87	55-27	26
1985-86	44-38	16
1984-85	44-38	8
1983-84	43-39	94
1982-83	38-44	60
1981-82	28-54	58
1980-81	15-67	78

*Did not play full 82 game season

**Did not play full 82 game season

Preseason Records

Year	Record
1980	4-4
1981	5-1
1982	5-1
1983	3-2
1984	1-3
1985	3-4
1986	3-4
1987	3-4
1988	3-5
1989	3-5
1990	2-6
1991	3-5
1992	1-6
1993	1-5
1994	3-4
1995	2-6
1996	3-4
1997	1-7
1998	0-2
1999	2-5
2000	6-2
2001	5-3
2002	5-3
2003	3-5
2004	3-5
2005	6-2
2006	3-5
2007	5-3
2008	4-4
2009	5-2
2010	4-4
2011	0-2
2012	4-4
2013	4-4
2014	4-4
2015	0-7
2016	2-5
2017	4-2
2018	2-2
2019	2-3
2020	2-1

Mavs 20-Pt 20-Reb Games

Player	Opponent	Date	Points	Rebounds
Sam Perkins	at Houston	12/12/85	31	20
James Donaldson	Denver	12/19/86	20	22





Roy Tarpley	Phoenix	2/22/88	27	23
Roy Tarpley	at L.A. Clippers	3/18/88	25	21
Roy Tarpley	New York	3/22/88	29	24
Roy Tarpley*	L.A. Lakers	5/27/88	21	20
James Donaldson	New Jersey	3/6/89	20	22
Roy Tarpley	at Denver	4/23/89	20	20
Roy Tarpley	at Seattle (OT)	11/14/89	26	20
Roy Tarpley	Milwaukee	4/1/90	24	25
Popeye Jones	Boston	12/15/94	25	20
Chris Gatling	Utah	11/16/96	23	20
Shawn Bradley	Portland	4/7/98	22	22
Dirk Nowitzki	Boston	2/21/02	33	23
Dirk Nowitzki	Sacramento	2/23/02	26	21
Dirk Nowitzki	Phoenix	3/5/02	30	20
Dirk Nowitzki	at San Antonio	4/6/02	26	21
Dirk Nowitzki	L.A. Lakers	4/3/03	25	22
Dirk Nowitzki*	at Sacramento (2OT)	5/10/03	25	20
Dirk Nowitzki*	San Antonio	5/19/06	26	21
Dirk Nowitzki	vs. Milwaukee	2/26/13	21	20
Luka Dončić	vs. Sacramento (OT)*	8/4/20	34	20

*Playoffs

^Game played in Orlando

[Mavs 20-Pt 20-Ast Games](#)

Player	Opponent	Date	Points	Assists
Jason Kidd	Utah (2OT)	2/8/96	20	25
Luka Dončić	Washington	5/1/21	31	20

[Opponent 20-Pt 20-Reb Games](#)

Player	Opponent	Date	Points	Rebounds
Moses Malone	at Houston	10/29/80	38	21
Moses Malone	Houston (OT)	3/24/81	30	22
Moses Malone	at Houston	2/23/82	34	21
Moses Malone	at Houston	3/30/82	38	20
Moses Malone	Philadelphia (OT)	12/29/82	32	24
Cliff Robinson	at Cleveland	2/16/83	23	22
Charles Barkley	at Philadelphia	3/30/86	32	25
Hakeem Olajuwon	at Houston	1/10/87	25	20
Charles Barkley	at Philadelphia	3/23/87	24	20
Larry Nance	at Phoenix (OT)	4/6/87	28	20
Hakeem Olajuwon*	Houston	4/30/88	41	26
Bill Laimbeer	Detroit	11/15/88	23	21
Robert Parish	at Boston	3/3/89	27	22
Hakeem Olajuwon	at Houston	3/10/89	29	22
Hakeem Olajuwon	at Houston	1/27/90	32	20
Rony Seikaly	at Miami	11/14/90	30	21
Hakeem Olajuwon	Houston	4/3/91	22	22
Kevin Willis	Atlanta	12/3/91	29	31
Shaquille O'Neal	at Orlando	3/16/94	34	21
Loy Vaught	at L.A. Clippers	4/23/95	26	21
Tom Gugliotta	Minnesota	2/3/96	22	20
Ervin Johnson	Denver	4/19/97	21	26
Brian Grant	at Portland	4/3/98	20	20
Shaquille O'Neal	at L.A. Lakers	11/7/99	30	20
Antawn Jamison	Golden State	1/25/00	33	21
Shareef Abdur-Rahim	at Vancouver (OT)	2/6/00	36	22
Shaquille O'Neal	L.A. Lakers	4/18/00	38	20
Tim Duncan*	at San Antonio	5/7/01	25	22
Tim Duncan*	at San Antonio	5/14/01	32	20
Lorenzen Wright	at Memphis	11/4/01	33	26
Tim Duncan*	San Antonio	5/23/03	34	24
Tim Duncan*	San Antonio	5/25/03	21	20
Malik Rose	at San Antonio	11/8/03	20	22
Kevin Garnett	Minnesota	11/29/03	28	20
Elton Brand	L.A. Clippers	12/20/03	22	20
Kevin Garnett	Minnesota	1/3/04	27	22
Carlos Boozer	Cleveland	3/30/04	23	20
Drew Gooden	L.A. Clippers	3/23/10	26	20
DeJuan Blair	San Antonio	4/14/10	27	23
Al Horford	at Atlanta	11/20/10	20	20
Dwight Howard	at Orlando	12/21/10	26	23





Zach Randolph	at Memphis	1/15/11	23	20
Al Jefferson	at Utah (3OT)	4/16/12	28	26
DeAndre Jordan	L.A. Clippers	2/9/15	22	27
Serge Ibaka	at Oklahoma City	2/19/15	21	22
Kenneth Faried	at Denver (OT)	3/6/16	25	20
DeAndre Jordan	L.A. Clippers	3/7/16	23	20
Rudy Gobert	Utah (OT)	1/20/17	27	25
DeMarcus Cousins	New Orleans	11/3/17	20	22
DeMarcus Cousins	at New Orleans	12/29/17	32	20
Karl-Anthony Towns	Minnesota	3/30/18	21	20
Andre Drummond	at Detroit	1/31/19	24	20
Clint Capela	at Houston	11/24/19	21	22
Rudy Gobert	at Utah	1/27/21	29	20

*Playoffs

Mavs Top Scoring Games Off the Bench

Points	Minutes	Player	Opponent	Date
40	30	Rodrigue Beaubois	at Golden State	3/27/10
40*	48	Nick Van Exel	at Sacramento (2OT)	5/10/03
39	33	Tony Dumas	at Phoenix (OT)	1/12/96
36*	30	Nick Van Exel	Sacramento	5/8/03
36	37	Cedric Ceballos	at New Jersey	1/22/00
35	39	Jason Terry	at New Orleans (OT)	11/4/09
35*	37	Nick Van Exel	at Sacramento	5/15/03
35	43	Nick Van Exel	San Antonio (OT)	3/20/03
35	30	Chris Gatling	Chicago	11/29/96
35	37	Tony Dumas	Seattle (OT)	12/12/95
35	36	Mark Aguirre	at San Antonio	3/22/85
35	34	Jay Vincent	San Antonio	3/19/85
35	31	Jay Vincent	at Boston	3/8/85
34	38	Jason Terry	San Antonio (OT)	1/29/12
34	24	Austin Croshere	Seattle	1/30/07
34	35	Cedric Ceballos	at Seattle	11/4/99
33	34	Jason Terry	Washington	3/7/09
33	42	Jerry Stackhouse	Phoenix (2OT)	3/14/07
33	32	Cedric Ceballos	at Phoenix	3/4/00
33	35	Jay Vincent	New Jersey	11/17/83
33	33	Mark Aguirre	Kansas City	11/20/82
32*	25	Jason Terry	L.A. Lakers	5/8/11
32	33	Fat Lever	Utah	11/23/91
32	29	Adrian Dantley	Washington	2/25/89
31	30	Trey Burke	Houston (OT)^	7/31/20
31	35	Jason Terry	at Houston	11/19/08
31	38	Jason Terry	Houston	11/5/07
31	37	Robert Pack	Houston	2/11/99
31	31	Jay Vincent	at Houston	2/24/86
31	34	Abdul Jeelani	at Portland	3/15/81

*Playoffs

^Game played in Orlando

Opponent Top Scoring Games Off the Bench

Points	Player	Opponent	Date
51	Jamal Crawford	Phoenix	4/9/19
39	Kevin Martin	at Sacramento	1/14/08
38	Mike Evans	Denver (OT)	3/1/85
38	Calvin Murphy	Houston (OT)	1/2/81
37	Eddie Johnson	at Phoenix	11/9/88
37	Greg Kelsner	at San Diego	1/6/84
37	Darrell Griffith	at Utah	10/31/80
36*	Lou Williams	L.A. Clippers (OT)^	8/23/20
36	Alec Peters	Phoenix	4/10/18
35	Purvis Short	at Golden State	1/2/82
35	Billy Ray Bates	at Portland	3/15/81
34	Mirza Teletovic	at Brooklyn	1/24/14
34	Billy Knight	Indiana	3/7/82
33	Ricky Pierce	at Milwaukee	2/22/90
32	Montrezl Harrell	at L.A. Clippers	2/25/19
32	Anthony Morrow	at Oklahoma City	4/1/15
32	Austin Croshere	at Indiana (2OT)	2/5/02
32	David Thompson	Seattle (2OT)	2/29/84
31	Jordan Clarkson	at Utah	1/27/21





31	Quentin Richardson	at L.A. Clippers	1/26/02
31	Chris Gatling	Orlando	11/13/99
31	Sam Cassell	at Houston	2/13/96
31	Eddie Johnson	Seattle	3/22/92
31	Antoine Carr	at Sacramento	12/4/90
31	Xavier McDaniel	at Seattle	11/19/88
31	Eddie Johnson	Sacramento (OT)	3/12/86
31	Steve Johnson	Chicago	3/23/85

*Playoffs

^Game played in Orlando

Most Minutes Without a Turnover

Minutes	Player	Opponent	Date
51	Jason Terry	at Milwaukee	11/29/05
51	Dirk Nowitzki	at New York	2/7/01
51	James Donaldson	at Indiana	1/17/87
50*	Dirk Nowitzki	at San Antonio	5/22/06
48	Aaron Harrison	Phoenix	4/10/18
48	Dirk Nowitzki	Washington	12/23/02
48	Dirk Nowitzki	Utah	12/20/02
48	Michael Finley	at L.A. Lakers	3/17/02
48	Dirk Nowitzki	at Atlanta	1/15/02
48*	Michael Finley	San Antonio	5/12/01
48	Michael Finley	Sacramento	4/13/01
48	Michael Finley	at Cleveland	11/30/99
48	James Donaldson	at Chicago	3/8/87
47	Dirk Nowitzki	at Sacramento	12/25/03
47	Dirk Nowitzki	at New Orleans	12/26/02
47*	Michael Finley	Sacramento	5/9/02
47	Cedric Ceballos	at Minnesota	12/4/99
47	Rodney McCray	at L.A. Lakers	12/12/90
47	James Donaldson	at L.A. Clippers	3/6/86

* Playoffs

Mavs Triple-Doubles

Player	Opponent	Date	Points	Rebounds	Assists
Mark Aguirre	Denver	1/14/83	30	11	16
Mark Aguirre	Indiana	11/23/85	25	13	12
Detlef Schrempf	Milwaukee	1/30/87	15	10	10
Rodney McCray	at Houston	4/11/92	13	13	11
Jason Kidd	L.A. Lakers	4/5/95	19	10	12
Jason Kidd	Minnesota	4/7/95	11	10	13
Jason Kidd	at Houston (2OT)	4/11/95	38	11	10
Jason Kidd	San Antonio	4/20/95	10	12	13
Jason Kidd	Chicago (OT)	11/21/95	25	15	11
Jason Kidd	at Phoenix (OT)	1/12/96	33	12	16
Jason Kidd	Charlotte	1/13/96	13	10	11
Jason Kidd	at Sacramento	1/23/96	29	10	10
Jason Kidd	L.A. Clippers	1/30/96	21	16	16
Jason Kidd	L.A. Lakers	2/23/96	17	10	12
Jason Kidd	at Denver	2/29/96	26	12	12
Jason Kidd	at Portland	4/11/96	19	10	10
Jason Kidd	at San Antonio	4/21/96	21	10	15
Michael Finley	L.A. Lakers	4/14/98	23	11	10
Michael Finley	at Cleveland	11/30/99	14	12	11
Michael Finley	Phoenix	12/11/99	33	14	10
Michael Finley	at Phoenix	12/23/99	33	13	13
Michael Finley	at L.A. Clippers	3/28/00	20	12	10
Michael Finley	at Golden State	12/2/00	13	13	10
Steve Nash	Portland	11/17/03	14	10	12
Antoine Walker	at New York (OT)	1/12/04	14	12	11
Antoine Walker	Philadelphia (2OT)	1/14/04	11	17	13
Dirk Nowitzki	Milwaukee	2/6/08	29	10	12
Jason Kidd	New Orleans	4/16/08	27	10	10
Jason Kidd	L.A. Lakers	11/11/08	16	11	10
Jason Kidd	at Golden State	3/13/09	21	10	11
Jason Kidd	Houston	4/15/09	11	10	12
Jason Kidd	at Atlanta (OT)	2/26/10	19	16	17
Dirk Nowitzki	Denver	3/29/10	34	10	10
Jason Kidd	at Sacramento	4/10/10	11	10	13
Jason Kidd	San Antonio	12/30/10	12	10	13





Jason Kidd	at Philadelphia	3/1/11	13	10	13
Raymond Felton	Washington	12/12/15	10	11	11
Dennis Smith Jr.	at New Orleans	12/29/17	21	10	10
Luka Dončić	at Milwaukee	1/21/19	18	11	10
Luka Dončić	vs. Toronto	1/27/19	35	12	10
Dennis Smith Jr.	at New York	1/30/19	13	10	15
Luka Dončić	Charlotte	2/6/19	19	10	11
Luka Dončić	at L.A. Clippers	2/25/19	28	10	10
Luka Dončić	New Orleans (OT)	3/18/19	29	13	10
Luka Dončić	at Golden State	3/23/19	23	11	10
Luka Dončić	Sacramento	3/26/19	28	12	12
Luka Dončić	Phoenix	4/9/19	21	16	11
Luka Dončić	at New Orleans	10/25/19	25	10	10
Luka Dončić	L.A. Lakers (OT)	11/1/19	31	13	15
Luka Dončić	at Cleveland	11/3/19	29	14	15
Luka Dončić	New York	11/8/19	38	14	10
Luka Dončić	at New York	11/14/19	33	10	11
Luka Dončić	San Antonio	11/18/19	42	11	12
Luka Dončić	Golden State	11/20/19	35	10	11
Luka Dončić	Detroit#	12/12/19	41	12	11
Luka Dončić	at Golden State	12/28/19	31	12	15
Luka Dončić	Charlotte (OT)	1/4/20	39	12	10
Luka Dončić	Chicago	1/6/20	38	11	10
Luka Dončić	at Sacramento	1/15/20	25	15	17
Luka Dončić	at San Antonio	2/26/20	26	10	14
Luka Dončić	Houston (OT)*	7/31/20	28	13	10
Luka Dončić	Sacramento (OT)*	8/4/20	34	20	12
Luka Dončić	Milwaukee (OT)*	8/8/20	36	14	19
Luka Dončić*	L.A. Clippers*	8/21/20	13	10	10
Luka Dončić*	L.A. Clippers (OT)*	8/23/20	43	17	13
Luka Dončić	at Houston	1/4/21	33	16	11
Luka Dončić	vs. Orlando	1/9/21	20	10	10
Luka Dončić	at Milwaukee	1/15/21	28	10	13
Luka Dončić	vs. Chicago	1/17/21	36	16	15
Luka Dončić	at Indiana	1/20/21	13	12	12
Luka Dončić	vs. Denver	1/25/21	35	11	16
Luka Dončić	vs. Atlanta	2/10/21	28	10	10
Luka Dončić	vs. San Antonio	3/10/21	22	12	12
Luka Dončić	vs. LA Clippers	3/15/21	25	10	16
Luka Dončić	vs. Washington	5/1/21	31	12	20
Luka Dončić	vs. Toronto	5/14/21	20	10	11
LukaDončić*	at LA Clippers	5/22/21	31	10	11
Player	Opponent	Date	Points	Rebounds	Blocks
Shawn Bradley	Portland	4/7/98	22	22	13

* Playoffs

^Game played in Orlando

#Game played in Mexico City

Opponent Triple-Doubles

Player	Team	Date	Points	Rebounds	Assists
Micheal Ray Richardson	New York	1/16/81	18	16	11
Sam Lacey	Kansas City	2/3/81	14	12	11
Magic Johnson	at L.A. Lakers	11/8/81	24	10	15
Magic Johnson	at L.A. Lakers	3/14/82	13	11	13
Magic Johnson	at L.A. Lakers	3/23/82	11	15	14
Magic Johnson*	L.A. Lakers (OT)	5/6/84	14	11	16
Johnny Moore	at San Antonio	1/3/85	14	10	14
Clyde Drexler*	at Portland	4/23/85	20	10	10
Reggie Theus	Sacramento (OT)	3/12/86	32	14	15
Magic Johnson*	L.A. Lakers	5/4/86	29	15	13
Terry Cummings	at Milwaukee (OT)	1/16/87	39	15	19
Fat Lever	at Denver	1/29/87	24	14	10
Larry Bird	Boston	2/18/87	16	12	11
Vern Fleming	Indiana	1/13/88	18	12	12
John Bagley	New Jersey	2/1/88	19	10	10
Magic Johnson	L.A. Lakers	3/6/88	14	10	16
Fat Lever	at Denver	4/17/88	25	19	13
Fat Lever*	Denver	5/14/88	11	11	12
Magic Johnson	at L.A. Lakers	3/17/89	31	12	13
Rory Sparrow	at Miami	4/18/89	24	10	10





Tyrone Corbin	at Minnesota	1/2/91	10	13	10
Magic Johnson	L.A. Lakers	2/21/91	21	10	12
Willie Anderson	San Antonio	12/17/91	18	12	10
Nick Anderson	Orlando	1/24/92	32	12	10
Mark Jackson	at L.A. Clippers	12/22/92	21	12	10
Vlade Divac	at L.A. Lakers	3/10/94	22	17	12
Ron Harper	at L.A. Clippers	3/11/94	26	10	10
Robert Pack	at Denver (OT)	11/26/94	21	10	17
Clyde Drexler	at Houston (OT)	4/11/95	29	11	11
Clyde Drexler	at Houston	2/13/96	21	14	12
Blue Edwards	at Vancouver	3/1/96	15	13	11
Larry Johnson	at Charlotte	3/7/96	21	10	10
Anthony Mason	Charlotte	2/25/97	15	22	10
Jason Kidd	at Phoenix	1/2/98	20	12	14
Jason Kidd	at Phoenix	3/15/98	20	13	12
Jason Kidd	at Phoenix	2/22/99	17	10	12
Chris Webber	at Sacramento	3/6/00	22	10	11
Mike Bibby	at Vancouver	4/2/00	14	11	11
John Stockton*	Utah	4/28/01	12	11	10
Chris Webber	at Sacramento	1/15/03	29	15	11
Rodney White	at Denver	3/24/03	17	12	10
Anfernee Hardaway	at Phoenix	4/9/03	10	10	10
Gilbert Arenas	at Washington	11/5/03	25	12	10
Kevin Garnett	at Minnesota	12/18/03	35	10	10
Chris Webber*	at Sacramento	4/20/04	19	13	12
Jason Kidd	New Jersey	1/15/05	10	10	11
Steve Nash*	at Phoenix	5/18/05	34	13	12
Boris Diaw	Phoenix	3/5/06	24	10	10
Hedo Turkoglu	at Orlando	2/4/08	13	12	13
Chris Paul*	at New Orleans	4/29/08	24	11	15
Chris Paul	New Orleans	1/14/09	33	10	11
Rajon Rondo	Boston	2/12/09	19	15	14
Russell Westbrook	at Oklahoma City	3/2/09	17	10	10
LeBron James*	Miami	6/9/11	17	10	10
Kobe Bryant	at L.A. Lakers	4/2/13	23	11	11
Ricky Rubio	Minnesota (OT)	3/19/14	22	10	15
Blake Griffin	at L.A. Clippers	4/3/14	25	10	11
Michael Carter-Williams	at Philadelphia	11/29/14	18	10	16
Eric Bledsoe	at Phoenix	12/23/14	16	10	11
Elfrid Payton	Orlando	3/18/15	15	10	12
Russell Westbrook	at Oklahoma City	4/1/15	31	11	11
James Harden	at Houston	1/24/16	23	15	10
Kevin Durant	at Golden State	12/30/16	19	11	10
Julius Randle	L.A. Lakers	3/7/17	13	18	10
Russell Westbrook	Oklahoma City	3/27/17	37	13	10
Russell Westbrook	at Oklahoma City	12/31/17	38	15	11
Nikola Jokić	at Denver	1/27/18	11	16	11
Julius Randle	at L.A. Lakers	2/23/18	18	13	10
LeBron James	at Cleveland	4/1/18	16	13	12
James Harden	at Houston	11/28/18	25	11	17
Russell Westbrook	at Oklahoma City	12/31/18	32	11	11
Ben Simmons	at Philadelphia	1/5/19	20	13	11
Elfrid Payton	New Orleans (OT)	3/18/19	19	10	11
Goran Dragić	at Miami	3/28/19	23	12	11
Russell Westbrook	at Oklahoma City	3/31/19	25	11	11
Delon Wright	Memphis	4/5/19	26	10	14
Delon Wright	at Memphis (OT)	4/7/19	20	13	12
Nikola Jokić	at Denver	10/29/19	10	10	10
LeBron James	L.A. Lakers (OT)	11/1/19	39	12	16
Bam Adebayo	Miami (OT)	12/14/19	18	11	10
Player	Team	Date	Points	Rebounds	Blocks
Mark Eaton	Utah	2/1/85	12	20	10
Dikembe Mutombo	Denver	11/8/94	12	14	11
Hakeem Olajuwon	at Houston	4/13/96	31	13	10

* Playoffs

Largest Wins

Margin	Opponent	Score	Date	Site
53	Philadelphia	123-70	11/13/14	Dallas
51	LA Clippers	124-73	12/27/20	Los Angeles





50	Utah	118-68	11/14/18	Dallas
50	New York	128-78	1/24/10	New York
49	L.A. Lakers	122-73	1/22/17	Dallas
48	Golden State	142-94	11/20/19	Dallas
46	New Orleans	130-84	12/7/19	Dallas
45	Golden State	149-104	1/15/85	Oakland
44	San Antonio	126-82	1/27/89	Dallas
44	Seattle	124-80	4/11/85	Tacoma
42	Cleveland	143-101	11/22/19	Dallas
40	Portland	132-92	3/21/21	Portland
40*	Houston	116-76	5/7/05	Dallas
40	Sacramento	111-71	11/12/88	Dallas
39	Sacramento	99-60	1/14/12	Dallas
39	Detroit	114-75	11/9/02	Dallas
38	Charlotte	122-84	1/2/19	Charlotte
38	Utah	126-88	1/22/83	Dallas
37	Detroit	119-82	11/19/05	Dallas
37	Vancouver	120-83	1/25/01	Dallas
36*	L.A. Lakers	122-86	5/8/11	Dallas
36	L.A. Lakers	108-72	3/11/07	Los Angeles
36	Miami	112-76	2/9/06	Dallas
36	San Antonio	104-68	4/7/05	Dallas
35	Golden State	126-91	3/23/19	Oakland
35	Houston	131-96	1/19/86	Dallas
34	Memphis	114-80	3/10/18	Dallas
34	L.A. Lakers	140-106	11/21/14	Dallas
34	Denver	132-98	4/18/96	Dallas
34	Washington	127-93	2/25/89	Dallas
33	New Jersey	110-77	1/14/06	Dallas
32	Milwaukee	111-79	11/18/17	Dallas
32	Orlando	112-80	2/11/17	Dallas
32	New Orleans	121-89	4/13/11	Dallas
32	L.A. Clippers	115-83	12/22/06	Dallas
32	L.A. Clippers	118-86	11/4/86	Dallas

* Playoffs

Largest Losses

Margin	Opponent	Score	Date	Site
58	Sacramento	81-139	12/29/92	Sacramento
48	Houston	68-116	2/4/81	Houston
47	Seattle	70-117	11/25/89	Dallas
45	Portland	75-120	11/17/97	Portland
43*	L.A. Clippers	111-154	8/25/20	Orlando
43*	L.A. Lakers	91-134	4/28/84	Los Angeles
42	Philadelphia	74-116	3/17/17	Philadelphia
41	Golden State	93-134	4/2/93	Dallas
41	San Antonio	99-140	11/1/91	San Antonio
39	Brooklyn	88-127	3/4/19	Brooklyn
38	Cleveland	90-128	11/25/16	Cleveland
38*	Oklahoma City	70-108	4/16/16	Oklahoma City
38	San Antonio	91-129	12/23/12	San Antonio
37	Houston	87-124	11/17/01	Houston
36	Denver	91-127	2/9/10	Denver
36	Atlanta	79-109	12/17/96	Dallas
36	Seattle	84-120	2/24/81	Dallas
35	L.A. Lakers	96-131	1/3/10	Los Angeles
35	San Antonio	84-119	3/9/93	San Antonio
35	Chicago	88-123	1/26/93	Dallas
35	Utah	78-113	1/4/91	Utah
35	Golden State	92-127	2/24/89	Dallas
35	Seattle	95-130	1/12/89	Seattle
35	Denver	98-133	10/15/80	Denver

* Playoffs

Largest Home Wins

Margin	Opponent	Score	Date
53	Philadelphia	123-70	11/13/14
50	Utah	118-68	11/14/18
49	L.A. Lakers	122-73	1/22/17
48	Golden State	142-94	11/20/19
46	New Orleans	130-84	12/7/19





44	San Antonio	126-82	1/27/89
42	Cleveland	143-101	11/22/19
40*	Houston	116-76	5/7/05
40	Sacramento	111-71	11/12/88
39	Sacramento	99-60	1/14/12
39	Detroit	114-75	11/9/02
38	Utah	126-88	1/22/83
37	Detroit	119-82	11/19/05
37	Vancouver	120-83	1/25/01
36*	L.A. Lakers	122-86	5/8/11
36	Miami	112-76	2/9/06
36	San Antonio	104-68	4/7/05
35	Houston	131-96	1/19/86
34	Memphis	114-80	3/10/18
34	L.A. Lakers	140-106	11/21/14
34	Denver	132-98	4/18/96
34	Washington	127-93	2/25/89
33	New Jersey	110-77	1/14/06
32	Milwaukee	111-79	11/18/17
32	Orlando	112-80	2/11/17
32	New Orleans	121-89	4/13/11
32	LA Clippers	115-83	12/22/06
32	L.A. Clippers	118-86	11/4/86
31	Cleveland	117-86	3/26/05
31	San Antonio	127-96	4/22/88
31	Utah	124-93	2/9/88
31	L.A. Clippers	138-107	2/14/87

* Playoffs

Largest Road Wins

Margin	Opponent	Score	Date
51	L.A. Clippers	124-73	12/27/20
50	New York	128-78	1/24/10
45	Golden State	149-104	1/15/85
44	Seattle	124-80	4/11/85
40	Portland	132-92	3/21/21
38	Charlotte	122-84	1/2/19
36	L.A. Lakers	108-72	3/11/07
35	Golden State	126-91	3/23/19
31	Houston	130-99	11/25/09
31	Seattle	106-75	4/18/07
30	Golden State	133-103	4/27/21
30	Orlando	118-88	3/28/04
30	Denver	132-102	1/29/87
29	New York	123-94	12/21/04
29	Golden State	111-82	12/1/01
29	L.A. Clippers	129-100	4/11/87
29	New York	112-83	12/6/84
27	Cleveland	124-97	5/9/21
27	Golden State	124-97	1/14/20
27	Charlotte	107-80	11/17/14
27	Houston	103-76	1/18/06
27	Chicago	114-87	11/8/02
26	Minnesota	91-65	2/27/07
26*	Memphis	102-76	5/1/06
26	Boston	108-82	3/29/02
26	New Jersey	99-73	12/10/00
26	Washington	103-77	2/28/98
26	Golden State	121-95	2/23/87
25	Miami	98-73	3/16/08
25	Golden State	125-100	4/9/87

* Playoffs

Four-Point Plays

Player	Opponent	Date
Mark Aguirre	at Denver	11/25/81
Brad Davis	vs. L.A. Lakers	2/2/83
Mark Aguirre	at Atlanta	12/27/83
Mark Aguirre	vs. Milwaukee	2/24/84
Rolando Blackman	at Denver	1/31/85
Brad Davis	vs. Houston	3/14/87





Brad Davis	vs. Miami	11/8/88
Derek Harper	at Cleveland	2/13/91
Rodney McCray	at Seattle	12/7/91
Tony Dumas	vs. Houston	12/30/95
Erick Strickland	at Sacramento	3/16/97
Dirk Nowitzki	at L.A. Lakers	12/27/99
Dirk Nowitzki	at Washington	1/19/00
Dirk Nowitzki	vs. Boston	2/22/01
Dirk Nowitzki	vs. Utah	4/7/01
Dirk Nowitzki	at Seattle	4/15/01
Dirk Nowitzki*	at Utah	4/24/01
Dirk Nowitzki	at Sacramento	12/2/01
Dirk Nowitzki	at New York	1/3/02
Dirk Nowitzki	at Toronto	11/6/02
Michael Finley	vs. Indiana	12/17/02
Nick Van Exel	vs. Denver	2/1/03
Steve Nash	at Milwaukee	2/12/03
Dirk Nowitzki	at Seattle	3/13/03
Dirk Nowitzki*	vs. Sacramento	5/8/03
Dirk Nowitzki	vs. Detroit	2/7/04
Dirk Nowitzki	vs. Indiana	1/8/05
Dirk Nowitzki	vs. Chicago	2/8/05
Jason Terry	vs. Orlando	12/16/05
Dirk Nowitzki	vs. Minnesota	12/18/05
Dirk Nowitzki	at Houston	1/18/06
Darrell Armstrong	at Golden State	4/12/06
Jerry Stackhouse*	vs. Miami	6/11/06
Josh Howard*	vs. Miami	6/11/06
Jason Terry	vs. L.A. Clippers	12/22/06
Josh Howard	vs. Charlotte	12/26/06
Josh Howard	at New Orleans	3/27/07
Josh Howard	vs. Washington	11/26/07
Jerry Stackhouse	vs. New Jersey	3/8/08
Dirk Nowitzki	at Seattle	4/15/08
Josh Howard	vs. Phoenix	4/5/09
Jason Terry	vs. Boston	11/8/10
Dirk Nowitzki	at Oklahoma City	11/24/10
DeShawn Stevenson	at New Jersey	1/22/11
Jason Terry	at Boston	1/11/12
Dirk Nowitzki	at New York	2/19/12
Derek Fisher	at Minnesota	12/15/12
Jae Crowder	at Oklahoma City	12/27/12
Dirk Nowitzki	vs. Milwaukee	2/26/13
Dirk Nowitzki	vs. Memphis	4/15/13
Dirk Nowitzki	at Chicago	12/28/13
Jae Crowder	at Chicago	12/28/13
Dirk Nowitzki	vs. New Orleans	1/11/14
Vince Carter	vs. Miami	2/18/14
Chandler Parsons	at Charlotte	11/17/14
Dirk Nowitzki	at Memphis	1/19/15
Devin Harris	vs. Chicago	1/23/15
Dirk Nowitzki*	at Houston	4/18/15
Chandler Parsons	vs. Phoenix	12/14/15
Dirk Nowitzki	vs. Boston	1/18/16
Deron Williams	at Orlando	2/19/16
Deron Williams	vs. Portland	3/20/16
Seth Curry	vs. Houston	10/28/16
Deron Williams	vs. Sacramento	12/7/16
Deron Williams	vs. Sacramento	12/18/16
Seth Curry	vs. Brooklyn	3/10/17
Wesley Matthews	vs. Denver	12/4/17
Yogi Ferrell	at San Antonio	12/16/17
Dirk Nowitzki	vs. Washington	1/22/18
Yogi Ferrell	at Houston	2/11/18
Dwight Powell	at Charlotte	1/2/19
Luka Dončić	vs. Phoenix	1/9/19
Jalen Brunson	at Cleveland	2/2/19
Dwight Powell	vs. Milwaukee	2/8/19
Tim Hardaway Jr.	at Memphis	11/9/19
Seth Curry	at Milwaukee	12/16/19





Tim Hardaway Jr.	at Golden State	12/28/19
Luka Dončić	vs. Chicago	1/6/20
Luka Dončić	vs. Portland	1/17/20
Tim Hardaway Jr.	vs. Phoenix	1/28/20
Tim Hardaway Jr.	at Houston	1/31/20
Seth Curry	at Minnesota	3/1/20
Luka Dončić	vs. Indiana	3/8/20
Seth Curry	at Phoenix [^]	8/2/20
Tim Hardaway Jr.	vs. Portland [^]	8/11/20
Tim Hardaway Jr.	vs. Memphis	2/22/21
Josh Richardson	at Brooklyn	2/27/21
LukaDončić	vs. LA Clippers	3/17/21
Tim Hardaway Jr.	vs. Memphis	2/22/21
Josh Richardson	at Brooklyn	2/27/21
LukaDončić	vs. LA Clippers	3/17/21
Tim Hardaway Jr.	vs. Cleveland	5/7/21

* Playoffs

[^]Game played in Orlando

Scoring Months

(Min. eight games played during month)

Player	Month/Year	Games	Points	Average
Luka Dončić	Nov. 2019	14	454	32.4
Mark Aguirre	Dec. 1983	15	485	32.3
Mark Aguirre	Jan. 1984	14	427	30.5
Luka Dončić	Feb. 2021	12	363	30.3
Dirk Nowitzki	Apr. 2009	8	242	30.3
Dirk Nowitzki	Apr. 2003	9	271	30.1
Dirk Nowitzki	Mar. 2006	17	510	30.0
Jim Jackson	Nov. 1994	11	328	29.8
Luka Dončić	March 2021	10	294	29.4
Mark Aguirre	Feb. 1984	16	465	29.1
Mark Aguirre	Nov. 1983	13	375	28.8

Points-Per-Minutes Games

Player	Points	Minutes	Difference	Opponent	Date
Mark Aguirre	36	23	13	at Denver	1/29/87
Luka Dončić	39	28	11	at Golden State	4/27/21
Dirk Nowitzki	40	29	11	vs. Utah	3/13/12
Rodrigue Beaubois	40	30	10	at Golden State	3/27/10
Austin Croshere	34	24	10	vs. Seattle	1/30/07
Dirk Nowitzki	51	41	10	vs. Golden State	3/23/06
Mark Aguirre	43	33	10	at New Jersey	3/24/87
Mark Aguirre	49	39	10	vs. Philadelphia	1/28/85
Luka Dončić	35	26	9	vs. Golden State	11/20/19
Mark Aguirre	45	36	9	vs. Washington	2/22/85

Youngest Mavs

Player	Born	First Appeared	Age
Bruno Sundov	2/10/80	4/21/99	19 years, 70 days
Luka Dončić	2/28/99	10/17/18	19 years, 231 days
Dennis Smith Jr.	11/25/97	10/18/17	19 years, 327 days
Josh Green	11/16/00	12/23/20	20 years, 37 days
Pavel Podkolzin	1/15/85	3/19/05	20 years, 63 days
Tyrell Terry	9/28/00	12/25/20	20 years, 88 days
Donnell Harvey	8/26/80	12/8/00	20 years, 104 days
Dirk Nowitzki	6/19/78	2/5/99	20 years, 231 days
Samaki Walker	2/25/76	11/12/96	20 years, 261 days
Jamal Mashburn	11/29/72	11/5/93	20 years, 341 days
Shane Larkin	10/2/92	11/18/13	21 years, 47 days
Ricky Ledo	9/10/92	11/1/13	21 years, 52 days
Kostas Antetokounmpo	11/20/97	3/20/19	21 years, 120 days
Jared Cunningham	5/22/91	10/31/12	21 years, 162 days
Nate Hinton	6/8/99	1/3/21	21 years, 209 days
Ray Spalding	3/11/97	10/17/18	21 years, 220 days
Jason Kidd	3/23/73	11/5/94	21 years, 227 days
Rodrigue Beaubois	2/24/88	10/30/09	21 years, 248 days
Devin Harris	2/27/83	11/2/04	21 years, 249 days

Oldest Mavs

Player	Born	Last Appeared	Age
Kevin Willis	9/6/62	4/18/07	44 years, 224 days
Dirk Nowitzki	6/19/78	4/10/19	40 years, 295 days





Jason Kidd	3/23/73	5/5/12*	39 years, 43 days
Dennis Rodman	5/13/61	3/7/00	38 years, 299 days
Johnny Newman	11/28/63	5/9/02*	38 years, 162 days
Derek Fisher	8/9/74	12/18/12	38 years, 131 days
Avery Johnson	3/25/65	4/16/03	38 years, 22 days
Darrell Armstrong	6/22/68	6/15/06*	37 years, 358 days
Mike James	6/23/75	4/17/13	37 years, 298 days
Alex English	1/5/54	4/21/91	37 years, 106 days
Vince Carter	1/26/77	5/4/14*	37 years, 98 days
J.J. Redick	6/24/84	4/12/21	36 years, 292 days
John "Hot Rod" Williams	8/9/62	5/3/99	36 years, 267 days
Eddie Jones	10/20/71	4/27/08*	36 years, 190 days
Fred Roberts	8/14/60	2/11/97	36 years, 181 days
Jose Juan Barea	6/26/84	8/23/20*	36 years, 58 days
Devin Harris	2/27/83	4/10/19	36 years, 42 days
Scott Williams	3/21/68	4/26/04*	36 years, 36 days

*Playoff Game

Season Openers

22-19 overall			
Date	Score	Site	Attendance
10/11/1980	Dallas 103, San Antonio 92	Reunion Arena	10,373
10/30/1981	Utah 105, Dallas 89	Salt Palace	6,709
10/29/1982	Dallas 125, Denver 117	McNichols Arena	12,099
10/29/1983	Dallas 120, Phoenix 103	Reunion Arena	11,019
10/27/1984	Houston 121, Dallas 111	Reunion Arena	17,007
10/26/1985	Dallas 101, Seattle 95	Reunion Arena	17,007
10/31/1986	Dallas 103, Utah 77	Reunion Arena	16,692
11/6/1987	Dallas 95, Utah 93	Reunion Arena	17,007
11/4/1988	L.A. Lakers 116, Dallas 113	Reunion Arena	17,007
11/3/1989	L.A. Lakers 102, Dallas 94	Reunion Arena	17,007
11/2/1990	Minnesota 98, Dallas 85	Target Center	19,006
11/1/1991	San Antonio 140, Dallas 99	HemisFair Arena	16,057
11/7/1992	Utah 122, Dallas 106	Reunion Arena	12,514
11/5/1993	Utah 106, Dallas 86	Delta Center	19,911
11/5/1994	Dallas 112, New Jersey 103	Reunion Arena	17,502
11/3/1995	Dallas 103, San Antonio 97	Alamodome	28,821
11/1/1996	Dallas 92, Denver 91	McNichols Arena	16,104
10/31/1997	Dallas 90, Vancouver 88	G.M.Place	17,021
2/5/1999	Seattle 92, Dallas 86 (OT)	KeyArena	17,072
11/2/1999	Dallas 108, Golden State 96	Reunion Arena	12,848
10/31/2000	Dallas 97, Milwaukee 93	Reunion Arena	16,600
10/30/2001	Dallas 94, Detroit 87	American Airlines Center	19,200
10/30/2002	Dallas 119, Memphis 108	The Pyramid	16,638
10/28/2003	L.A. Lakers 109, Dallas 93	STAPLES Center	18,997
11/2/2004	Dallas 107, Sacramento 98	American Airlines Center	20,041
11/1/2005	Dallas 111, Phoenix 108 (2OT)	America West Arena	17,961
11/2/2006	San Antonio 97, Dallas 91	American Airlines Center	20,416
10/31/2007	Dallas 92, Cleveland 74	Quicken Loans Arena	20,562
10/30/2008	Houston 112, Dallas 102	American Airlines Center	20,066
10/27/2009	Washington 102, Dallas 91	American Airlines Center	19,871
10/27/2010	Dallas 101, Charlotte 86	American Airlines Center	19,440
12/25/2011	Miami 105, Dallas 94	American Airlines Center	20,421
10/30/2012	Dallas 99, L.A. Lakers 91	STAPLES Center	18,997
10/30/2013	Dallas 118, Atlanta 109	American Airlines Center	19,834
10/28/2014	San Antonio 101, Dallas 100	AT&T CENTER	19,615
10/28/2015	Dallas 111, Phoenix 95	Talking Stick Resort Arena	18,055
10/26/2016	Indiana 130, Dallas 121 (OT)	Bankers Life Fieldhouse	17,923
10/18/2017	Atlanta 117, Dallas 111	American Airlines Center	19,709
10/17/2018	Phoenix 121, Dallas 120	Talking Stick Resort Arena	18,055
10/23/2019	Dallas 108, Washington 100	American Airlines Center	19,816
12/23/2021	Phoenix 106, Dallas 102	Phoenix Suns Arena	0

Home Openers

24-17 overall			
Date	Score	Site	Attendance
10/11/1980	Dallas 103, San Antonio 92	Reunion Arena	10,373
10/31/1981	Dallas 95, Kansas City 89	Reunion Arena	7,865
10/30/1982	Utah 128, Dallas 123	Reunion Arena	9,203
10/29/1983	Dallas 120, Phoenix 103	Reunion Arena	11,019
10/27/1984	Houston 121, Dallas 111	Reunion Arena	17,007





10/26/1985	Dallas 101, Seattle 95	Reunion Arena	17,007
10/31/1986	Dallas 103, Utah 77	Reunion Arena	16,692
11/6/1987	Dallas 95, Utah 93	Reunion Arena	17,007
11/4/1988	L.A. Lakers 116, Dallas 113	Reunion Arena	17,007
11/3/1989	L.A. Lakers 102, Dallas 94	Reunion Arena	17,007
11/3/1990	Dallas 140, Denver 110	Reunion Arena	17,007
11/2/1991	L.A. Lakers 114, Dallas 113 (OT)	Reunion Arena	17,502
11/7/1992	Utah 122, Dallas 106	Reunion Arena	12,514
11/6/1993	Golden State 93, Dallas 89	Reunion Arena	13,195
11/5/1994	Dallas 112, New Jersey 103	Reunion Arena	17,502
11/4/1995	Dallas 99, Golden State 84	Reunion Arena	17,502
11/2/1996	Sacramento 107, Dallas 94	Reunion Arena	18,042
11/4/1997	Dallas 92, Vancouver 87	Reunion Arena	14,285
2/9/1999	Utah 90, Dallas 70	Reunion Arena	17,070
11/2/1999	Dallas 108, Golden State 96	Reunion Arena	12,848
10/31/2000	Dallas 97, Milwaukee 93	Reunion Arena	16,600
10/30/2001	Dallas 94, Detroit 87	American Airlines Center	19,200
11/2/2002	Dallas 97, Phoenix 83	American Airlines Center	19,783
11/1/2003	Dallas 127, Utah 102	American Airlines Center	19,923
11/2/2004	Dallas 107, Sacramento 98	American Airlines Center	20,041
11/5/2005	Dallas 103, San Antonio 84	American Airlines Center	20,468
11/2/2006	San Antonio 97, Dallas 91	American Airlines Center	20,416
11/3/2007	Dallas 123, Sacramento 102	American Airlines Center	20,343
10/30/2008	Houston 112, Dallas 102	American Airlines Center	20,066
10/27/2009	Washington 102, Dallas 91	American Airlines Center	19,871
10/27/2010	Dallas 101, Charlotte 86	American Airlines Center	19,440
12/25/2011	Miami 105, Dallas 94	American Airlines Center	20,421
11/3/2012	Dallas 126, Charlotte 99	American Airlines Center	19,490
10/30/2013	Dallas 118, Atlanta 109	American Airlines Center	19,834
10/30/2014	Dallas 120, Utah 102	American Airlines Center	19,697
11/3/2015	Toronto 102, Dallas 91	American Airlines Center	20,034
10/28/2016	Houston 106, Dallas 98	American Airlines Center	20,163
10/18/2017	Atlanta 117, Dallas 111	American Airlines Center	19,709
10/20/2018	Dallas 140, Minnesota 136	American Airlines Center	20,205
10/23/2019	Dallas 108, Washington 100	American Airlines Center	19,816
12/20/2020	Charlotte 118, Dallas 99	American Airlines Center	0





DALLAS MAVERICKS

RECORDS

INDIVIDUAL RECORDS
TEAM HIGHS
TEAM LOWS
MISCELLANEOUS RECORDS
ROOKIE LEADERS
OPPONENT PLAYER HIGHS
OPPONENT HIGHS/LOWS
AMERICAN AIRLINES CENTER





INDIVIDUAL

Points

Career	31,560	Dirk Nowitzki	1998-99 through 2018-19
Season	2,330	Mark Aguirre (29.5)	1983-84
Game (OT)	53	Dirk Nowitzki vs. Houston (OT)	12/2/04
Game	51	Dirk Nowitzki vs. Golden State	3/23/06
Half	34	Dirk Nowitzki vs. Utah (2nd)	11/3/09
Period	29	Dirk Nowitzki vs. Utah (4th)	11/3/09
Overtime	14	Dirk Nowitzki vs. Chicago (1st)	2/7/09

Field Goals

Career	11,169	Dirk Nowitzki (11,169-23,734)	1998-99 through 2018-19
Season	925	Mark Aguirre (925-1,765)	1983-84
Game	21	Mark Aguirre vs. Denver (21-33)	3/24/84
Half	14	Mark Aguirre vs. Denver (1st) (14-20)	3/24/84
Period	11	Mark Aguirre vs. Denver (1st) (11-14)	3/24/84
Overtime	5	O.J. Mayo vs. Golden State (1st) (5-8)	11/19/12
	5	Dirk Nowitzki vs. Chicago (1st) (5-7)	2/7/09

Consecutive Field Goals

14	Dwight Powell: (3-3) at New Orleans 12/3/19; (9-9) vs. Minnesota 12/4/19; (2-2) vs. New Orleans 12/7/19
14	Dwight Powell: Last 4 at Brooklyn 3/4/19; first 10 at Washington 3/6/19
14	DeAndre Jordan: Last 2 at Portland 12/23/18; (7-7) vs. New Orleans 12/26/18; (3-3) at New Orleans 12/28/18; first 2 vs. Oklahoma City 12/30/18
14	Erick Dampier: Last 3 vs. L.A. Clippers 1/6/09; (3-3) vs. New York 1/8/09; (3-3) at Phoenix 1/9/09; (3-3) at Sacramento 1/11/09; first 2 at Denver 1/13/09
14	Erick Dampier: (6-6) vs. Atlanta 12/29/07; (5-5) vs. Golden State 1/2/08; (3-3) vs. Detroit 1/9/08

Field Goal Attempts

Career	23,734	Dirk Nowitzki (11,169-23,734)	1998-99 through 2018-19
Season	1,765	Mark Aguirre (925-1,765)	1983-84
Game	40	Mark Aguirre vs. Golden State (18-40)	11/14/81
Half	22	Michael Finley at Detroit (1st) (10-22)	11/27/02
	22	Mark Aguirre vs. Golden State (1st) (11-22)	11/14/81
Period	15	Mark Aguirre vs. Boston (2nd) (7-15)	11/27/84
Overtime	8	O.J. Mayo vs. Golden State (1st) (5-8)	11/19/12

Field Goal Percentage

Career	.660	Tyson Chandler (559-847)	2010-11 and 2014-15
(min. 500 FGA)			
Season	.677	Brandon Wright (341-708)	2013-14
(min. 200 FGA)			
Game	1.000	Several times. Most made without a miss:	
	10	Brandon Wright at L.A. Lakers	4/4/14
Half	1.000	Several times. Most made without a miss:	
	9	Steve Nash at Toronto (1st)	1/5/01
	9	Geoff Huston at Denver (1st)	12/10/80
Period	1.000	Several times. Most made without a miss:	
	9	Jay Vincent vs. Boston (3rd)	3/2/82
	9	Jay Vincent at New York (2nd)	2/16/82
Overtime	1.000	Several times. Most made without a miss:	
	4	Raymond Felton vs. Denver (1st)	2/26/16
	4	Dirk Nowitzki vs. Orlando (1st)	12/16/05
	4	Steve Nash at Sacramento (1st)	3/16/03
	4	George McCloud vs. Seattle (1st)	12/12/95

3-Point Field Goals

Career	1,982	Dirk Nowitzki (1,982-5,210)	1998-99 through 2018-19
Season	257	George McCloud (257-678)	1995-96
Game	10	Tim Hardaway Jr. at Miami (10-18)	5/4/21
	10	Wesley Matthews at Washington (10-17)	12/6/15
	10	George McCloud vs. Phoenix (10-12) (OT)	12/16/95
Half	8	Wesley Matthews at Washington (2nd) (8-11)	12/6/15
Period	6	Dennis Scott vs. Golden State (2nd) (6-9)	11/20/97
	6	George McCloud at Vancouver (3rd) (6-7)	3/1/96
	6	George McCloud vs. Seattle (1st) (6-6)	12/16/95
Overtime	4	George McCloud vs. Seattle (1st) (4-4)	12/12/95

Consecutive Games with a 3-Point Field Goal

48	LukaDončić	1/22/21 through 5/7/21
----	------------	------------------------

Consecutive 3-Point Field Goals

10		Brad Davis from 1/23/88 through 2/3/88
10		Michael Finley (8-8) vs. Cleveland 3/26/05 and first 2 at Detroit 3/28/05

3-Point Field Goal Attempts

Career	5,210	Dirk Nowitzki (1,982-5,210)	1998-99 through 2018-19
Season	678	George McCloud (257-678)	1995-96
Game	20	George McCloud vs. New Jersey (7-20)	3/5/96
Half	13	Wesley Matthews at Houston (2nd) (3-13)	10/30/16
Period	10	George McCloud vs. San Antonio (4th) (4-10)	3/29/96
Overtime	4	Charlie Villanueva at Denver (2nd) (1-4)	4/10/15
	4	Jason Terry at New Orleans (1st) (2-4)	11/4/09
	4	George McCloud vs. Seattle (1st) (4-4)	12/12/95

3-Point Field Goal Percentage

Career	.494	Doug McDermott (39-79)	2017-18
(min. 75 3FGA)			
Season	.494	Doug McDermott (39-79)	2017-18
(min. 50 3FGA)			
Game	1.000	Several times. Most made without a miss:	
	8	Michael Finley vs. Cleveland	3/26/05

Free Throws

Career	7,240	Dirk Nowitzki (7,240-8,239)	1998-99 through 2018-19
Season	615	Dirk Nowitzki (615-708)	2004-05
Game	22	Rolando Blackman at New Jersey (22-23)	2/17/86
Half	15	Dirk Nowitzki vs. Utah (2nd) (15-16)	11/3/09
Period	14	Dirk Nowitzki vs. Utah (4th) (14-14)	11/3/09
Overtime	6	Michael Finley at Vancouver (1st) (6-6)	2/6/00

Consecutive Free Throws Made

82	Dirk Nowitzki	3/29/10 through 10/29/10
74	Dirk Nowitzki	3/4/11 through 3/27/11
60	Dirk Nowitzki	12/23/05 through 1/6/06
49	Dirk Nowitzki	12/30/08 through 1/14/09
49	Steve Nash	12/2/02 through 12/20/02

Free Throw Attempts

Career	8,239	Dirk Nowitzki (7,240-8,239)	1998-99 through 2018-19
Season	708	Dirk Nowitzki (615-708)	2004-05
Game	23	Rolando Blackman at New Jersey (22-23)	2/17/86
Half	16	Dirk Nowitzki vs. Utah (2nd) (15-16)	11/3/09
Period	14	Dirk Nowitzki vs. Utah (4th) (14-14)	11/3/09
Overtime	7	Jason Terry at Phoenix (1st) (4-7)	11/1/05

Free Throw Percentage

Career	.898	Steve Nash (1,142-1,272)	1998-99 through 2003-04
(min. 200 FTA)			
Season	.917	Josh Richardson (99-108)	2020-21
(min. 50 FTA)			
Game	1.000	Several times. Most made without a miss:	
	17	Dirk Nowitzki at Portland	4/9/10
Half	1.000	Several times. Most made without a miss:	
	14	Josh Howard vs. L.A. Clippers (2nd)	3/25/08
	14	Jay Vincent vs. San Antonio (1st)	3/19/85
Period	1.000	Several times. Most made without a miss:	
	14	Dirk Nowitzki vs. Utah (4th)	11/3/09
Overtime	1.000	Several times. Most made without a miss:	
	6	Michael Finley at Vancouver (1st)	2/6/00

Rebounds

Career	11,489	Dirk Nowitzki	1998-99 through 2018-19
Season	973	James Donaldson (11.9)	1986-87
Game	28	Popeye Jones vs. Indiana	1/9/96
Half	17	Dirk Nowitzki vs. Phoenix (2nd)	3/5/02
	17	Popeye Jones vs. L.A. Clippers (2nd)	4/6/96
Period	14	Tyson Chandler vs. Minnesota (3rd)	12/1/10
Overtime	5	Shawn Marion vs. Portland (2nd)	2/11/12
	5	Kurt Nimphius at Kansas City (1st)	1/10/85

Offensive Rebounds

Career	1,468	Dirk Nowitzki	1998-99 through 2018-19
Season	360	Roy Tarpley	1987-88
Game	12	Erick Dampier vs. L.A. Lakers	11/11/08
	12	Jim Jackson vs. Vancouver (ZOT)	12/28/96
	12	Lorenzo Williams vs. Golden State	4/10/95
	12	Popeye Jones vs. Denver	11/8/94
	12	Popeye Jones at L.A. Lakers	3/10/94
	12	Popeye Jones vs. New Jersey	11/9/93
	12	Roy Tarpley vs. Milwaukee	4/1/90
	12	Roy Tarpley vs. Indiana	1/13/88





Half	9	Erick Dampier vs. L.A. Lakers (2nd)	11/11/08
	9	James Donaldson vs. Phoenix (1st)	12/11/87
Period	8	Kurt Nimphius vs. Utah (2nd)	1/22/83
Overtime	4	Luka Dončić vs. New Orleans (1st)	3/18/19

Defensive Rebounds

Career	10,021	Dirk Nowitzki	1998-99 through 2018-19
Season	710	Dirk Nowitzki	2002-03
Game (OT)	22	James Donaldson vs. Portland (3OT)	12/29/89
Game	21	Dirk Nowitzki vs. Sacramento	2/23/02
Half	16	Dirk Nowitzki vs. Phoenix (2nd)	3/5/02
Period	10	Luka Dončić at New Orleans (3rd)	12/3/19
	10	Tyson Chandler vs. Minnesota (3rd)	12/1/10
	10	Dirk Nowitzki vs. Phoenix (4th)	3/5/02
	10	Popeye Jones vs. L.A. Clippers (3rd)	4/6/96
Overtime	4	Shawn Marion vs. Portland (2nd)	2/11/12
	4	Jason Kidd at Atlanta (1st)	2/26/10
	4	James Donaldson vs. Utah (1st)	11/23/91
	4	Kurt Nimphius at Kansas City (1st)	1/10/85

Assists

Career	5,111	Derek Harper	1983-84 through 1993-94 and 1996-97
Season	783	Jason Kidd (9.7)	1995-96
Game (OT)	25	Jason Kidd vs. Utah (2OT)	2/8/96
Game	20	Luka Dončić vs. Washington	5/1/21
	20	Jason Kidd vs. Phoenix	4/5/09
Half	16	Jason Kidd vs. Phoenix (1st)	4/5/09
Period	10	Brad Davis vs. San Antonio (2nd)	3/18/86
Overtime	5	Jason Kidd vs. Seattle (1st)	12/12/95

Steals

Career	1,551	Derek Harper	1983-84 through 1993-94 and 1996-97
Season	187	Derek Harper	1989-90
Game	10	Michael Finley vs. Philadelphia	1/23/01
Half	8	Michael Finley vs. Philadelphia (1st)	1/23/01
Period	5	Several times. Most recently: Michael Finley vs. Philadelphia (1st)	1/23/01
Overtime	3	Monta Ellis vs. New York (1st)	11/26/14

Blocks

Career	1,281	Dirk Nowitzki	1998-99 through 2018-19
Season	228	Shawn Bradley	2000-01
Game	13	Shawn Bradley vs. Portland	4/7/98
Half	8	Shawn Bradley vs. L.A. Lakers (2nd)	3/4/97
Period	6	Shawn Bradley vs. L.A. Lakers (3rd)	3/4/97
Overtime	2	Brandon Wright at Houston (1st)	3/24/12
	2	Brandon Bass at New Orleans (1st)	12/1/07
	2	Dirk Nowitzki vs. Toronto (1st)	2/25/06
	2	Dirk Nowitzki at Denver (1st)	1/6/06
	2	Oliver Miller at Orlando (1st)	12/2/96
	2	Sam Perkins at Houston (1st)	11/15/88

Turnovers

Career	2,494	Dirk Nowitzki	1998-99 through 2018-19
Season	334	Jim Jackson	1993-94
Game	10	Jim Jackson at Phoenix	3/25/94
	10	Mark Aguirre vs. Philadelphia (2OT)	2/15/84
	10	Mark Aguirre vs. Milwaukee	3/4/83
	10	Jim Spanarkel vs. San Diego	12/12/80
Half	7	Luka Dončić vs. San Antonio (2nd)	3/12/19
	7	Antoine Walker vs. Toronto (1st)	11/6/03
	7	Jason Kidd vs. L.A. Clippers (2nd)	1/30/96
	7	Jim Jackson at Phoenix (2nd)	3/25/94
Period	6	Jason Kidd vs. L.A. Clippers (4th)	1/30/96
	6	Jason Kidd at Sacramento (3rd)	1/23/96
Overtime	3	Jason Terry vs. Phoenix (2nd)	3/14/07
	3	Sean Rooks at L.A. Lakers (1st)	2/8/93

Fouls

Career	3,601	Dirk Nowitzki	1998-99 through 2018-19
Season	313	Roy Tarpley	1987-88
Game	6	Several times. Most recently: Kristaps Porzingis and Willie Cauley-Stein vs. Detroit	4/21/21

Half	6	Several times. Most recently: Jalen Brunson vs. Philadelphia (2nd)	1/11/20
Period	6	Ian Mahinmi vs. Sacramento (4th)	2/16/11
	6	Antawn Jamison at L.A. Lakers (4th)	12/12/03
	6	Howard Easley at Golden State (4th)	4/16/01
	6	George McCloud at Minnesota (4th)	11/14/96
	6	Scott Lloyd at Denver (4th)	1/15/82
Overtime	3	Several times. Most recently: Dorian Finney-Smith vs. Miami (1st)	12/14/19

Disqualifications

Career	37	Shawn Bradley	1996-97 through 2004-05
Season	12	Doug Smith	1992-93

Minutes

Career	51,368	Dirk Nowitzki	1998-99 through 2018-19
Season	3,464	Michael Finley	1999-00
Game (REG)	48	Michael Finley, 37 times. Most recently: vs. Golden State	1/7/04
	48	Dirk Nowitzki, 7 times. Most recently: at Phoenix	1/17/03
	48	Jim Jackson, 3 times. Most recently: at San Antonio	4/21/96
	48	George McCloud, 3 times. Most recently: at Houston	4/13/96
	48	Marquis Daniels, twice. Most recently: at Houston	4/14/04
	48	11 other former Mavericks, once each	
Game (OT)	53	Michael Finley at New York	1/12/04
	53	Dirk Nowitzki at Washington	2/23/03
	53	Michael Finley at Milwaukee	3/26/02
	53	Michael Finley at Vancouver	2/6/00
	53	Dennis Scott at Milwaukee	12/30/97
Game (2OT)	57	Dirk Nowitzki vs. Phoenix	3/14/07
	57	Michael Finley at Indiana	2/5/02
	57	Michael Finley at New York	2/7/01
	57	Michael Finley at Indiana	2/13/98
Game (3OT)	58	James Donaldson vs. Portland	12/29/89

TEAM HIGHS

Points

Season	9,567	(116.7 ppg)	1986-87
Game (2OT)	156	at Houston (147) (2OT)	4/11/95
Game (OT)	149	vs. Houston (153) (OT) ^a	7/31/20
Game	149	at Golden State (104)	1/15/85
	149	vs. Denver (139)	1/14/83
1st Half	85	vs. Houston (75) ^a	7/31/20
	85	vs. Denver (75)	1/14/83
2nd Half	87	at Golden State (59)	1/15/85
1st Period	46	vs. Seattle (24)	3/22/92
	46	vs. Seattle (36)	3/11/87
2nd Period	49	at New Jersey (22)	12/2/09
3rd Period	46	vs. San Antonio (32)	2/26/04
4th Period	51	at Golden State (28)	1/15/85
Overtime	23	at Houston (23) (1st)	4/11/95
	23	at L.A. Lakers (8) (1st)	12/12/90

^a Game played in Orlando

Field Goals

Season	3,674	1982-83	
Game	65	vs. Denver (65-102)	1/14/83
Half	37	vs. Denver (1st) (37-52)	1/14/83
Period	21	at Golden State (4th) (21-29)	1/15/85
Overtime	7	vs. Chicago (1st) (7-9)	2/7/09
	7	vs. Seattle (1st) (7-9)	12/12/95
	7	at L.A. Lakers (1st) (7-8)	12/12/90

Field Goal Attempts

Season	7,550	1982-83	
Game (2OT)	128	at Houston (55-128) (2OT)	4/11/95
Game (OT)	115	vs. Milwaukee (48-115) ^a	8/8/20
Game	114	at Charlotte (44-114)	11/17/92
	114	vs. San Antonio (50-114)	4/16/83
	114	vs. Denver (47-114)	4/8/83
Half	60	at Minnesota (1st) (25-60)	3/3/04





	60	vs. Denver (1st) (27-60)	4/8/83
Period	34	at Charlotte (4th) (16-34)	11/17/92
Overtime	17	vs. L.A. Lakers (1st) (6-17)	11/2/91

^ Game played in Orlando

Field Goal Percentage

Season	.501	(3,631-7,254)	1985-86
Game	.677	at San Diego (44-65)	3/24/83
Half	.806	at New Jersey (1st) (29-36)	12/2/09
Period	.941	at Utah (1st) (16-17)	4/8/14
Overtime	1.000	vs. New York (1st) (5-5)	3/22/91

3-Point Field Goals

Season	1,136	(1,136-3,095)	2019-20
Game	25	vs. New Orleans (25-45)	2/12/21
Half	15	vs. Golden State (1st) (15-29)	2/4/21
	15	at Golden State (1st) (15-26)	12/28/19
Period	10	at Portland (1st) (10-16)	1/23/20
	10	at Golden State (1st) (10-15)	12/28/19
	10	at Charlotte (1st) (10-17)	1/2/19
Overtime	5	vs. Seattle (1st) (5-6)	12/12/95

3-Point Field Goal Attempts

Season	3,095	(1,136-3,095)	2019-20
Game	53	vs. Milwaukee (17-53) (OT)^	8/8/20
	53	vs. Milwaukee (22-53)	2/8/19
Half	30	vs. Memphis (2nd) (10-30)	4/5/19
Period	20	at Vancouver (3rd) (9-20)	3/1/96
Overtime	10	at Houston (2nd) (4-10)	4/11/95

^ Game played in Orlando

3-Point Field Goal Percentage

Season	.391	(519-1,326)	1999-00
Game	1.000	Several times. Most made without a miss:	
	3	at Houston	2/19/85

Free Throws

Season	2,148	(2,148-2,717)	1986-87
Game	51	at Seattle (51-58)	11/6/86
	51	at New Jersey (51-58)	2/17/86
Half	32	at Milwaukee (2nd) (32-38)	1/16/87
Period	23	at Seattle (3rd) (23-26)	11/6/86
Overtime	12	vs. Minnesota (1st) (12-13)	2/8/94

Free Throw Attempts

Season	2,717	(2,148-2,717)	1986-87
Game	58	at Seattle (51-58)	11/6/86
	58	at New Jersey (51-58)	2/17/86
Half	38	at Milwaukee (2nd) (32-38)	1/16/87
Period	30	vs. Toronto (4th) (18-30)	2/25/96
Overtime	13	vs. Minnesota (1st) (12-13)	2/8/94

Free Throw Percentage

Season	.829	(1,486-1,793)	2002-03
Game	1.000	Several times. Most made without a miss:	
	29	vs. Washington	11/26/07
Half	1.000	Several times. Most made without a miss:	
	24	at Cleveland (2nd)	12/22/85
Period	1.000	Several times. Most made without a miss:	
	18	at Golden State (4th)	2/23/87
	18	vs. Utah (4th)	11/3/09
Overtime	1.000	Several times. Most made without a miss:	
	8	vs. L.A. Clippers (1st)	3/26/13
	8	at Vancouver (1st)	2/6/00
	8	at Seattle (1st)	11/14/89

Consecutive Free Throws Made

45	Last 8 vs. Chicago 1/27/86 and first 37 vs. San Antonio 1/29/86
----	---

Rebounds

Season	3,947	1994-95	
Game (2OT)	76	vs. Vancouver (2OT)	12/28/95
Game (OT)	69	vs. Orlando (OT)	1/18/01
Game	66	vs. Indiana	1/9/96
	66	vs. Sacramento	11/12/88
Half	39	at Denver (1st)	4/23/89
Period	28	vs. Utah (2nd)	1/22/83
Overtime	10	vs. Portland (2nd)	2/11/12

10	at New York (1st)	11/16/08
10	vs. Golden State (1st)	3/19/98

Offensive Rebounds

Season	1,514	1994-95	
Game (OT)	37	vs. Vancouver (2OT)	12/28/95
Game	33	vs. Indiana	1/9/96
Half	20	vs. Minnesota (1st)	3/10/03
	20	vs. Denver (2nd)	11/8/94
Period	13	vs. Orlando (4th)	1/18/01
	13	at Orlando (3rd)	11/30/95
	13	vs. L.A. Lakers (4th)	3/2/85
	13	vs. Utah (2nd)	1/22/83
Overtime	7	at Houston (1st)	4/11/95

Defensive Rebounds

Season	2,884	2018-19	
Game	50	at Minnesota	3/1/20
Half	30	vs. Cleveland (1st)	3/2/95
Period	18	vs. Phoenix (1st)	4/9/19
	18	vs. L.A. Lakers (2nd)	11/19/02
Overtime	8	vs. Oklahoma City (1st)	3/25/14
	8	vs. Portland (2nd)	2/11/12
	8	at Houston (1st)	4/11/11
	8	at New York (1st)	11/16/08
	8	vs. Utah (1st)	11/23/91

Assists

Season	2,237	1982-83	
Game	45	vs. Denver	1/14/83
Half	28	vs. Denver (1st)	1/14/83
Period	17	vs. San Antonio (1st)	3/26/88
Overtime	6	vs. Denver (1st)	4/10/15
	6	vs. Seattle (1st)	12/12/95

Steals

Season	767	1993-94	
Game	20	at Houston	3/7/04
Half	14	at Washington (1st)	1/21/94
Period	9	at Golden State (1st)	12/2/00
	9	at Phoenix (2nd)	1/18/94
Overtime	5	vs. New York (1st)	11/26/14

Blocks

Season	492	2000-01	
Game	17	at New Orleans	2/22/13
Half	11	vs. New Orleans (1st)	3/4/20
Period	8	vs. Philadelphia (2nd)	12/5/96
Overtime	2	Several times. Most recently:	
		vs. Denver (1st)	4/12/13

Turnovers

Season	1,459	1992-93	
Game	32	at Denver	10/15/80
Half	20	at Indiana (1st)	1/21/84
Period	13	vs. Boston (2nd)	2/21/02
Overtime	6	at Milwaukee (1st)	1/16/87

Fouls

Season	2,302	1992-93	
Game	43	vs. Miami	12/8/92
Half	26	at Detroit (2nd)	12/10/82
Period	19	at Denver (4th)	1/15/82
Overtime	9	at Houston (1st)	4/11/95

Disqualifications

Season	40	1981-82	
Game	4	at Utah (Spanarkel, LaGarde, Allums, Boynes)	10/31/80

TEAM LOWS

Points

Season	7,431	(90.6 ppg)	1996-97
(82 games)			
Season	6,322	(95.8 ppg)	2011-12
(66 games)			
Season	4,581	(91.6 ppg)	1998-99
(50 games)			
Game	62	vs. Milwaukee (83)	11/22/97





1st Half	24	at Indiana (34)	2/13/98
2nd Half	23	at Philadelphia (34)	2/11/08
1st Period	8	at Chicago (21)	4/21/12
2nd Period	10	vs. Memphis (17)	11/18/16
	10	at Portland (20)	2/15/99
	10	vs. Detroit (23)	4/1/97
	10	at Philadelphia (25)	12/6/95
	10	at Orlando (22)	2/8/95
3rd Period	2	at L.A. Lakers (27)	4/6/97
4th Period	9	at Golden State (23)	2/7/99
	9	at San Antonio (30)	1/16/91
	9	at Minnesota (16)	12/13/89
Overtime	2	at Seattle (8) (1st)	2/5/99

Field Goals

Season (82 games)	2,813	(34.3 avg.) (2,813-6,452)	1996-97
Season (66 games)	2,398	(36.3 avg.) (2,398-5,412)	2011-12
Season (50 games)	1,749	(35.0 avg.) (1,749-4,033)	1998-99
Game	20	at Utah (20-68)	2/26/99
Half	6	at Utah (2nd) (6-33)	3/5/97
Period	0	at L.A. Lakers (3rd) (0-15)	4/6/97
Overtime	0	vs. Sacramento (1st) (0-6)	2/27/03

Field Goal Attempts

Season (82 games)	6,375	(77.7 avg.) (2,948-6,375)	2005-06
Season (72 games)	6,287	(83.3 avg.) (2,958-6,287)	2020-21
Season (66 games)	5,412	(82.0 avg.) (2,398-5,412)	2011-12
Season (50 games)	4,033	(80.7 avg.) (1,749-4,033)	1998-99
Game	60	vs. Memphis (30-60)	4/8/16
Half	25	vs. Minnesota (16-25) (2nd)	4/17/91
	25	vs. Minnesota (14-25) (2nd)	3/30/90
Period	8	vs. Minnesota (5-8) (4th)	4/17/91
Overtime	4	vs. Miami (1st) (1-4)	1/2/13
	4	vs. Vancouver (1st) (1-4)	12/28/95
	4	vs. San Antonio (1st) (2-4)	3/13/84

Field Goal Percentage

Season	.420	(3,124-7,431)	1995-96
Game	.274 (22-81)	at Detroit (22-81)	11/8/80
Half	.181 (6-33)	at Utah (2nd) (6-33)	3/5/97
Period	.000 (0-15)	at L.A. Lakers (3rd) (0-15)	4/6/97
Overtime	.000 (0-6)	at Sacramento (1st) (0-6)	2/27/03

3-Point Field Goals

Season	42	(42-184)	1983-84
Game	0	Several times. Most recently:	
		at Toronto (0-13)	12/14/12

3-Point Field Goal Attempts

Season	165	(46-165)	1980-81
Game	0	Several times. Most recently:	
		vs. Seattle	1/8/90

3-Point Field Goal Percentage

Season	.228 (42-184)	(42-184)	1983-84
Game	.000	Several times. Most attempted without a make:	
		at Toronto	12/14/12

Free Throws

Season (82 games)	1,167	(14.2 avg.) (1,167-1,530)	2017-18
Season (66 games)	1,029	(15.6 avg.) (1,029-1,334)	2011-12
Season (50 games)	881	(17.6 avg.) (881-1,210)	1998-99
Game	3	vs. Sacramento (3-6)	2/16/11
Half	0	Several times.	
Period	0	Several times.	
Overtime	0	Several times.	

Free Throw Attempts

Season (82 games)	1,516	(18.5 avg.) (1,215-1,516)	2016-17
Season (66 games)	1,334	(20.2 avg.) (1,029-1,334)	2011-12
Season (50 games)	1,210	(24.2 avg.) (881-1,210)	1998-99
Game	5	vs. L.A. Clippers (4-5)	3/15/21
	5	at San Antonio (5-5)	11/4/08
	5	vs. Milwaukee (5-5)	11/9/95
Half	0	Several times.	
Period	0	Several times.	
Overtime	0	Several times.	

Free Throw Percentage

Season	.705	(1,530-2,171)	1992-93
		(1,530-2,171)	
Game	.313 (5-16)	vs. Utah (5-16)	2/1/92
Half	.000	Several times.	
Period	.000	Several times.	
Overtime	.000	Several times.	

Rebounds

Season (82 games)	3,163	(38.6 rpg)	2016-17
Season (72 games)	3,120	(43.3 rpg)	2020-21
Season (66 games)	2,823	(42.8 rpg)	2011-12
Season (50 games)	2,123	(42.5 rpg)	1998-99
Game	22	at Miami	12/22/17
Half	7	at L.A. Lakers (2nd)	2/4/86
Period	1	at Portland (3rd)	3/28/03
Overtime	0	vs. Minnesota (1st)	12/15/12
	0	vs. Utah (1st)	2/8/96
	0	vs. Houston (2nd)	4/6/85

Offensive Rebounds

Season (82 games)	647	(7.9 avg.)	2016-17
Season (50 games)	645	(12.9 avg.)	1998-99
Game	2	at Brooklyn	3/19/17
	2	vs. Portland	2/7/17
	2	at Portland	2/3/17
	2	vs. Washington	1/3/17
	2	vs. Portland	11/5/12
	2	at Portland	2/13/02
	2	at Miami	3/7/01
	2	at Houston	3/10/98
Half	0	Several times.	
Period	0	Several times.	
Overtime	0	Several times.	

Defensive Rebounds

Season (82 games)	2,150	(26.2 avg.)	1993-94
Season (50 games)	1,478	(29.6 avg.)	1998-99
Game	13	vs. San Antonio	1/15/94
Half	3	at Portland (2nd)	12/20/96
	3	vs. Utah (2nd)	11/13/93
	3	vs. Boston (2nd)	3/3/81
Period	0	Several times.	
Overtime	0	Several times.	

Assists

Season (82 games)	1,567	(19.1 apg)	2016-17
Season (66 games)	1,226	(18.6 apg)	2011-12
Season (50 games)	921	(18.4 apg)	1998-99
Game	6	vs. L.A. Clippers	4/19/06
	6	at New Jersey	2/10/98





Half	1	at Portland (2nd)	12/21/16
	1	vs. Utah (2nd)	12/20/02
Period	0	Several times. Most recently:	
		vs. L.A. Lakers (4th)	1/7/19
Overtime	0	Several times.	
Steals			
Season (82 games)	490	(6.0 spg)	2007-08
Season (75 games)	460	(6.1 spg)	2019-20
Season (72 games)	450	(6.3 spg)	2020-21
Season (50 games)	352	(7.0 spg)	1998-99
Game	0	at Miami	2/28/20
	0	at Atlanta	2/25/15
	0	at Detroit	11/15/01
	0	at Phoenix	4/12/84
Half	0	Several times.	
Period	0	Several times.	
Overtime	0	Several times.	

[Blocks](#)

Season	214		1980-81
Game	0		Several times.

[Turnovers](#)

Season (82 games)	949	(11.6 avg.)	2002-03
Season (72 games)	869	(12.1 avg.)	2020-21
Season (50 games)	692	(13.8 avg.)	1998-99
Game	3	at Utah	2/23/19
Half	0	Several times. Most recently:	
		vs. Milwaukee (1st)	12/28/15
Period	0	Several times.	
Overtime	0	Several times.	

[Fouls](#)

Season (82 games)	1,567	(19.1 avg.)	2016-17
Season (75 games)	1,462	(19.5 avg.)	2019-20
Season (72 games)	1,396	(19.4 avg.)	2020-21
Season (66 games)	1,226	(18.6 avg.)	2011-12
Season (50 games)	1,065	(21.3 avg.)	1998-99
Game	5	at San Antonio	11/20/99
Half	1	vs. Denver (2nd)	4/11/17
Period	0	Several times.	
Overtime	0	Several times.	

[Disqualifications](#)

Season (82 games)	4		2015-16
	4		2013-14
Season (66 games)	2		2011-12

[MISCELLANEOUS](#)[Single Game](#)

Longest game (OT)	3:07	vs. Oklahoma City	3/25/14
Longest game (2OT)	3:14	vs. Philadelphia	1/14/04
Longest game (3OT)	3:17	at Utah	4/16/12
Shortest game	1:40	at Seattle	1/7/85
Highest field goal percentage by Dallas in a loss	.627	at San Antonio (42-67)	11/1/86
Most points scored by Dallas in a loss (REG)	141	vs. Golden State (143)	1/18/92
Most points scored by Dallas in a loss (OT)	149	vs. Houston (153)	7/31/20^

[Fewest points scored by Dallas in a victory](#)

75	at L.A. Clippers (73)	4/10/06
----	-----------------------	---------

[Consecutive points scored \(team\)](#)

28	at Golden State	4/27/21
	Score was Dallas 11 Golden State 12 at 8:40 in 1st	
	Score was Dallas 39 Golden State 12 at 11:22 in 2nd	
	Golden State scored at 11:00 in 2nd	

[Consecutive points allowed \(team\)](#)

26	at L.A. Lakers	4/6/97
	Score was Dallas 51 L.A. Lakers 35 at 0:19.8 in 2nd	
	Score was Dallas 51 L.A. Lakers 61 at 3:09 in 3rd	
	Dallas scored at 1:51 in 3rd	

[Players scoring in double figures](#)

9	Dallas (109) at Denver (106)	10/29/19
	Hardaway-14, Kleber-14, Dončić-12, Finney-Smith-12, Wright-12	
	Brunson-11, Curry-10, Jackson-10, Porzingis-10	
9	Dallas (151) vs. Seattle (129)	4/23/87*
	Aguirre-28, Tarpley-25, Blackman-18, Harper-18, Donaldson-15	
	Perkins-12, Schrempf-10, Davis-10, Wennington-10	
9	Dallas (147) at Seattle (124) 11/6/86	
	Wood-25, Aguirre-24, Blackman-18, Harper-15, Schrempf-15, Donaldson-14, Tarpley-11, Perkins-10, Davis-10	

[Players scoring 20 or more points](#)

4	Several times	
	Most recently: vs. Houston (OT)	7/31/20^
	Porzingis-39, Burke-31, Dončić-28, Hardaway-24	

[Points off the bench](#)

86	vs. L.A. Lakers (37)	5/8/11*
----	----------------------	---------

[Quickest disqualification on personal fouls](#)

3 minutes	Bubba Wells at Chicago	12/29/97
-----------	------------------------	----------

[Earliest disqualification on personal fouls](#)

3rd quarter-6:30 left	Loren Meyer vs. Miami	3/12/96
-----------------------	-----------------------	---------

[Consecutive points scored to open game \(team\)](#)

17	vs. Sacramento, Franklin Edwards scored Kings' first points (5:57, 1st)	12/9/87
----	---	---------

[Technical fouls \(team\)](#)

8	at Indiana	3/24/04
	Williams-2, Bradley-1, Harris-1, Nowitzki-1, def. 3 seconds-3	
	Referees: Ron Garretson, Ron Olesiak, Bernie Adams	

[Technical fouls \(both teams\)](#)

12	vs. Golden State	3/23/05
	Dallas: Johnson-1, Howard-1, Nowitzki-1, Van Horn-1, Defensive 3 seconds-2	
	Golden State: Davis-1, Dunleavy-1, Richardson-1, Montgomery-1, Defensive 3 seconds-2	
	Referees: Mike Callahan, Rodney Mott, Bill Spooner	
12	vs. Portland	12/20/00
	Dallas: Easley-1, Finley-1, Bradley-2, illegal defense-1	
	Portland: Wallace-1, Dunleavy-2, Davis-2, Wells-1, Augmon-1	
	Referees: Joe Forte, Ron Olesiak, Marc Davis	

*Playoffs

^Game played in Orlando

[Individual](#)[Most 50-point games \(single season\)](#)

1	Dirk Nowitzki	2005-06
1	Dirk Nowitzki	2004-05





1	Jim Jackson	1994-95
1	Jamal Mashburn	1994-95
Most 40-point games (single season)		
7	Mark Aguirre	1983-84
Most 30-point games (single season)		
40	Mark Aguirre	1983-84
Most 20-point games (single season)		
72	Mark Aguirre	1983-84
Most double-figure scoring games (single season)		
81	Dirk Nowitzki	2005-06
Most games with 10+ rebounds (single season)		
56	James Donaldson	1986-87
Most games with 10+ assists (single season)		
43	Jason Kidd	1995-96
Most triple-doubles (single season)		
17	Luka Dončić	2019-20#
Most point/rebound double-doubles (single season)		
43	Roy Tarpley	1987-88
Most point/assist double-doubles (single season)		
32	Jason Kidd	1995-96
Consecutive games with 40+ points		
2	Luka Dončić	(46) vs. New Orleans 2/12/21 (44) vs. Portland 2/14/21
2	Mark Aguirre	(40) vs. Golden State 3/1/86 (42) at Phoenix (2OT) 3/3/86
2	Rolando Blackman	(43) vs. Portland 4/18/85* (41) vs. Portland 4/20/85*
2	Mark Aguirre	(40) at Golden State 12/10/83 (40) at San Diego 12/11/83
Consecutive games with 30+ points		
6	Mark Aguirre	1/8/83 through 1/18/83
Consecutive games with 20+ points (regular season + playoffs)		
42	Dirk Nowitzki	2/23/06 through 5/28/06*
Consecutive games with 20+ points (regular season only)		
34	Mark Aguirre	11/22/83 through 2/1/84
Consecutive games with 10+ points (regular season + playoffs)		
231	Dirk Nowitzki	3/14/04 through 11/27/06
Consecutive games with 10+ points (regular season only)		
190	Dirk Nowitzki	3/14/04 through 11/27/06
Consecutive games with 10+ rebounds		
13	DeAndre Jordan	12/12/18 through 1/4/19
Consecutive games with 10+ assists		
8	Jason Kidd	4/8/96 through 4/21/96
Consecutive triple-doubles		
2	Luka Dončić	1/15/21 through 1/17/21
2	Luka Dončić	8/21/20* through 8/23/20*
2	Luka Dončić	1/4/20 through 1/6/20
2	Luka Dončić	11/18/19 through 11/20/19
2	Luka Dončić	11/1/19 through 11/3/19
2	Luka Dončić	3/23/19 through 3/26/19
2	Antoine Walker	1/12/04 through 1/14/04
2	Jason Kidd	1/12/96 through 1/13/96
2	Jason Kidd	4/5/95 through 4/7/95
Consecutive point/rebound double-doubles		
10	Dirk Nowitzki	5/4/03* through 5/21/03*
10	James Donaldson	2/6/89 through 3/8/89
Consecutive point/assist double-doubles		
5	Steve Nash	12/25/03 through 1/3/04
Times led or shared scoring lead		
62	Mark Aguirre	1983-84
*Playoffs		
# Season reduced to 75 games		
Team		
100-point games (single season)	79	1985-86
Consecutive 100-point games	67	1/15/86 through 12/10/86
Games under 100 points (single season)	62	1996-97
Consecutive games under 100 points	18	3/15/97 through 4/16/97
Consecutive games allowing 100 or more points	33	12/18/92 through 2/24/93
Games holding opponent under 100 points (single season)	60	2006-07
	60	2005-06
Consecutive games holding opponent under 100 pts	15	12/30/11 through 1/23/12
Games shooting .500+ (single season)	49	1985-86
Consecutive games shooting .500+	8	2/28/84 through 3/13/84

Consecutive games shooting under .500	50	3/18/97 through 1/3/98
Games opponent shooting .500+ (single season)	50	1981-82
Consecutive games opponents shooting .500+	9	3/22/85 through 4/9/85
	9	1/17/84 through 2/3/84
Consecutive games opponents shooting under .500	32	10/27/10 through 1/11/11

Career

Consecutive starts	360	Michael Finley	2/17/97 through 12/27/00
Consecutive games played	381	Michael Finley	12/28/96 through 12/27/01
Consecutive games without fouling out	865	Rolando Blackman	10/30/81 through 4/19/92

ROOKIE LEADERS

Points

Season	1,732	Jay Vincent (21.4)	1981-82
Game	42	Mark Aguirre vs. Golden State	11/14/81

Field Goals

Season	719	Jay Vincent (719-1,448)	1981-82
Game	18	Mark Aguirre vs. Golden State (18-40)	11/14/81

Field Goal Attempts

Season	1,448	Jay Vincent (719-1,448)	1981-82
Game	40	Mark Aguirre vs. Golden State (18-40)	11/14/81

Field Goal Percentage

Season	.533	Bill Garnett (170-319)	1982-83
(min. 100 FGA)			
Game	1,000	Several times. Most made without a miss:	
6	Rodrigue Beaubois at Detroit		11/15/09
6	Sean Rooks at Milwaukee		3/2/93
6	Sean Rooks at L.A. Lakers		11/29/92

3-Point Field Goals

Season	168	Luka Dončić (168-514)	2018-19
Game	9	Yogi Ferrell at Portland (9-11)	2/3/17
	9	Rodrigue Beaubois at Golden State (9-11)	3/27/10

3-Point Field Goal Attempts

Season	514	Luka Dončić (168-514)	2018-19
Game (OT)	12	Jason Kidd at Houston (8-12) (2OT)	4/11/95
Game	11	Luka Dončić at Golden State (4-11)	3/23/19
	11	Luka Dončić at Cleveland (4-11)	2/2/19
	11	Luka Dončić vs. Oklahoma City (4-11)	12/30/18
	11	Dennis Smith Jr. vs. San Antonio (5-11)	11/14/17
	11	Yogi Ferrell at Portland (9-11)	2/3/17
	11	Rodrigue Beaubois at Golden State (9-11)	3/27/10

3-Point Field Goal Percentage

Season	.434	Mike Iuzzolino (59-136)	1991-92
(min. 50 3FGA)			
Game	1,000	Several times. Most made without a miss:	
4	Dale Ellis at Golden State		4/15/84
4	Dale Ellis at Philadelphia		3/30/84

Free Throws

Season	346	Luka Dončić (346-485)	2018-19
Game	12	Luka Dončić vs. Atlanta (12-15)	12/12/18
	12	Erick Strickland vs. New York (12-12)	3/11/97

Free Throw Attempts

Season	485	Luka Dončić (346-485)	2018-19
Game	16	Luka Dončić vs. Phoenix (10-16)	1/9/19

Free Throw Percentage

Season	.877	Yogi Ferrell (64-73)	2016-17
(min. 50 FTA)			
Game	1,000	Several times. Most made without a miss:	
12	Erick Strickland vs. New York		3/11/97

Rebounds

Season	605	Popeye Jones (7.5)	1993-94
	605	Sam Perkins (7.4)	1984-85
Game	20	Roy Tarpley vs. Milwaukee	1/1/87

Assists

Season	607	Jason Kidd	1994-95
Game	17	Jason Kidd at Golden State	3/13/95

Steals

Season	151	Jason Kidd	1994-95
---------------	-----	------------	---------





Game	6	Derek Harper at San Antonio	3/13/84
	6	Elston Turner vs. Utah	1/23/82

Blocks

Season	82	Kurt Nimphius	1981-82
--------	----	---------------	---------

Game	7	Bernard James at New Orleans	2/22/13
------	---	------------------------------	---------

Games

Season	82	Rolando Blackman	1981-82
	82	Derek Harper	1983-84
	82	Sam Perkins	1984-85

Starts

Season	79	Jason Kidd	1994-95
--------	----	------------	---------

Minutes

Season	2,896	Jamal Mashburn	1993-94
Game	48	Marquis Daniels at Houston	4/14/04

	48	Marquis Daniels vs. Memphis	4/13/04
--	----	-----------------------------	---------

	48	Marquis Daniels at Miami (OT)	3/26/04
--	----	-------------------------------	---------

	48	Mike Iuzzolino vs. Seattle	3/22/92
--	----	----------------------------	---------

Game (2OT)	49	Jason Kidd at Houston (2OT)	4/11/95
------------	----	-----------------------------	---------

Triple-Doubles

Season	8	Luka Dončić	2018-19
--------	---	-------------	---------

Double-Doubles

Season	24	Luka Dončić	2018-19
--------	----	-------------	---------

OPPONENT PLAYER HIGHS**Points**

Season	224	Adrian Dantley, Utah (37.3) (6 Games)	1980-81
--------	-----	---------------------------------------	---------

Game	62	Kobe Bryant, at L.A. Lakers	12/20/05
------	----	-----------------------------	----------

Half	39	Jamal Crawford, Phoenix (2nd)	4/9/19
------	----	-------------------------------	--------

Period	30	Kobe Bryant, at L.A. Lakers (3rd)	12/20/05
--------	----	-----------------------------------	----------

Overtime	10	Giannis Antetokounmpo, Milwaukee (1st)	8/8/20
----------	----	--	--------

	10	Justin Holiday, at Memphis (1st)	4/7/19
--	----	----------------------------------	--------

	10	Kyrie Irving, Boston (1st)	11/20/17
--	----	----------------------------	----------

Field Goals

Season	82	Adrian Dantley, Utah (6 Games) (82-142, .577)	1980-81
--------	----	---	---------

Game (OT)	22	Andre Miller, Portland at Dallas (22-31) (OT)	1/30/10
-----------	----	---	---------

Game	20	Anthony Davis, at New Orleans (20-32)	12/28/18
------	----	---------------------------------------	----------

	20	Bernard King, New York at Dallas (20-28)	2/1/84
--	----	--	--------

Field Goal Attempts

Season	154	Hakeem Olajuwon, Houston (6 Games) (72-154, .468)	1983-84
--------	-----	---	---------

Game	39	George Gervin, San Antonio at Dallas (18-39)	11/27/82
------	----	--	----------

Field Goal Percentage

Season	.746	Shaquille O'Neal, L.A. Lakers (3 Games) (50-67)	1997-98
--------	------	---	---------

Game	1.000	Several times. Most made without a miss:	
	10	Byron Scott, L.A. Lakers at Dallas	2/26/86

3-Point Field Goals

Season	27	Klay Thompson, Golden State (4 Games) (27-47)	2015-16
--------	----	---	---------

Game	11	Stephen Curry, Golden State at Dallas (11-19)	2/6/21
------	----	---	--------

	11	Stephen Curry, Golden State at Dallas (11-19)	1/13/19
--	----	---	---------

3-Point Field Goal Attempts

Season	59	James Harden (4 Games) (19-59)	2018-19
--------	----	--------------------------------	---------

Game	19	Stephen Curry, Golden State at Dallas (11-19)	2/6/21
------	----	---	--------

	19	Stephen Curry, Golden State at Dallas (11-19)	1/13/19
--	----	---	---------

Free Throws

Season	60	Adrian Dantley, Utah (6 Games) (60-68, .882)	1980-81
--------	----	--	---------

Game	26	Adrian Dantley, at Utah (26-29)	10/31/80
------	----	---------------------------------	----------

Free Throw Attempts

Season	71	Shaquille O'Neal, L.A. Lakers (4 Games) (39-71, .549)	2000-01
--------	----	---	---------

Game	29	Adrian Dantley, at Utah (26-29)	10/31/80
------	----	---------------------------------	----------

Free Throw Percentage

Season	1.000	Several times. Most made without a miss:	
	25	Ray Allen, Milwaukee (2 Games, 7-7 FT) and Seattle (2 Games, 18-18 FT)	2002-03

Game	1.000	Several times. Most made without a miss:	
	21	Kevin Durant, Oklahoma City at Dallas (OT)	1/18/13

	16	James Harden, Houston at Dallas	3/6/13
--	----	---------------------------------	--------

	16	Purvis Short, Golden State at Dallas	1/11/86
--	----	--------------------------------------	---------

Rebounds

Season	109	Dennis Rodman, San Antonio (21.8) (5 Games)	1993-94
--------	-----	---	---------

Game	32	Dennis Rodman, at San Antonio	1/22/94
------	----	-------------------------------	---------

Offensive Rebound

Season	36	Hakeem Olajuwon, Houston (6 Games)	1986-87
--------	----	------------------------------------	---------

	36	Moses Malone, Houston (6 Games)	1981-82
--	----	---------------------------------	---------

Game	13	Antawn Jamison, Golden State at Dallas	1/25/00
------	----	--	---------

Defensive Rebounds

Season	78	Dennis Rodman, San Antonio (5 Games)	1993-94
--------	----	--------------------------------------	---------

Game	23	Dennis Rodman, at San Antonio	1/22/94
------	----	-------------------------------	---------

Assists

Season	88	John Stockton, Utah (6 Games)	1988-89
--------	----	-------------------------------	---------

Game	25	Isiah Thomas, at Detroit	2/13/85
------	----	--------------------------	---------

Steals

Season	21	Alvin Robertson, San Antonio (6 Games)	1985-86
--------	----	--	---------

Game	9	Chris Paul, at New Orleans	2/20/08
------	---	----------------------------	---------

Blocks

Season	39	Mark Eaton, Utah (6 Games)	1984-85
--------	----	----------------------------	---------

Game	12	Mark Eaton, Utah at Dallas	2/26/85
------	----	----------------------------	---------

	12	Mark Eaton, at Utah	3/17/84
--	----	---------------------	---------

Turnovers

Season	30	Karl Malone, Utah (6 Games)	1985-86
--------	----	-----------------------------	---------

Game	11	Monta Ellis, Golden State at Dallas	11/24/09
------	----	-------------------------------------	----------

	11	Magic Johnson, at L.A. Lakers	4/15/91
--	----	-------------------------------	---------

	11	Artis Gilmore, San Antonio at Dallas	4/16/83
--	----	--------------------------------------	---------

Fouls

Season	29	Several times. Most recently:	
		Hakeem Olajuwon, Houston (6 Games)	1984-85

Disqualifications

Season	4	Tom Chambers, San Diego (5 Games)	1982-83
--------	---	-----------------------------------	---------

Minutes

Season	273	Adrian Dantley, Utah (45.5) (6 Games)	1980-81
--------	-----	---------------------------------------	---------

Game (REG)	48	Several times. Most recently:	
		Ray McCallum, Sacramento at Dallas	3/29/14

Game (OT)	53	Goran Dragić, at Houston	4/11/11
-----------	----	--------------------------	---------

	53	Michael Finley, at Phoenix	1/12/96
--	----	----------------------------	---------

	53	A.C. Green, at Phoenix	1/12/96
--	----	------------------------	---------

	53	Tony Campbell, Minnesota at Dallas	11/20/90
--	----	------------------------------------	----------

	53	Tyrone Corbin, Minnesota at Dallas	11/20/90
--	----	------------------------------------	----------

Game (2OT)	56	Jamaal Tinsley, at Indiana	2/5/02
------------	----	----------------------------	--------

Game (3OT)	55	Clyde Drexler, Portland at Dallas	12/29/89
------------	----	-----------------------------------	----------

TEAM OPPONENT HIGHS**Points**

Game (OT)	153	Houston (149) (OT)^	7/31/20
-----------	-----	---------------------	---------

Game	147	Golden State (116)	2/4/21
------	-----	--------------------	--------

1st Half	80	Phoenix (43)	4/10/18
----------	----	--------------	---------

2nd Half	80	Washington (64)	1/18/05
----------	----	-----------------	---------

1st Period	46	Minnesota (37)	10/20/18
------------	----	----------------	----------

2nd Period	45	Sacramento (30)	4/18/21
------------	----	-----------------	---------

3rd Period	48	Phoenix (22)	1/28/20
------------	----	--------------	---------

4th Period	47	at Toronto (21)	12/22/19
------------	----	-----------------	----------

	47	Chicago (36)	1/5/18
--	----	--------------	--------

Overtime	23	at Houston (23) (1st)	4/11/95
----------	----	-----------------------	---------

^Game played in Orlando

Field Goals

Game	64	Indiana (64-98)	1/5/87
------	----	-----------------	--------

Field Goal Attempts

Game (2OT)	125	at Denver (2OT) (53-125)	4/10/15
------------	-----	--------------------------	---------

Game (OT)	115	Philadelphia (OT) (53-115)	12/29/82
-----------	-----	----------------------------	----------

	115	Houston (OT) (48-115)	3/24/81
--	-----	-----------------------	---------

Game	113	Denver (45-113)	12/14/85
------	-----	-----------------	----------

Field Goal Percentage

Game	.707	San Antonio (53-75)	4/16/83
------	------	---------------------	---------

3-Point Field Goals

Game	23	at Houston (23-60)	2/11/19
------	----	--------------------	---------

3-Point Field Goal Attempts

Game	60	at Houston (23-60)	2/11/19
------	----	--------------------	---------

3-Point Field Goal Percentage



Game	1.000	Several times. Most made without a miss:	
	4	L.A. Lakers	11/4/88

Free Throws

Game	49	at Utah (49-61)	10/31/80
-------------	----	-----------------	----------

Free Throw Attempts

Game	61	Miami (47-61)	12/8/92
	61	at Utah (49-61)	10/31/80

Free Throw Percentage

Game	1.000	Several times. Most made without a miss:	
	28	at Atlanta	1/9/92

Rebounds

Game (OT)	69	at San Antonio (2OT)	3/13/84
------------------	----	----------------------	---------

Game	67	Phoenix	2/17/98
-------------	----	---------	---------

Offensive Rebounds

Game	33	at Golden State	11/6/99
-------------	----	-----------------	---------

Defensive Rebounds

Game	50	L.A. Lakers	11/24/12
-------------	----	-------------	----------

	50	Phoenix	2/17/98
--	----	---------	---------

	50	at Houston	2/4/81
--	----	------------	--------

Assists

Game	46	at Boston	12/18/85
-------------	----	-----------	----------

Steals

Game	20	L.A. Lakers	12/13/94
-------------	----	-------------	----------

Blocks

Game	16	Utah	2/26/85
-------------	----	------	---------

	16	at Philadelphia	2/23/83
--	----	-----------------	---------

Turnovers

Game	30	at Houston	3/7/04
-------------	----	------------	--------

	30	Washington	2/10/94
--	----	------------	---------

	30	Cleveland	11/15/86
--	----	-----------	----------

Fouls

Game	41	Kansas City	11/20/82
-------------	----	-------------	----------

Disqualifications

Game	4	at New Jersey (O'Koren, Turner, Richardson, B. Williams)	2/17/86
-------------	---	--	---------

TEAM OPPONENT LOWS**Points**

Game	60	Sacramento (99)	1/14/12
-------------	----	-----------------	---------

1st Half	23	Sacramento (52)	1/14/12
-----------------	----	-----------------	---------

2nd Half	22	Utah (60)	11/14/18
-----------------	----	-----------	----------

1st Period	9	Utah (22)	2/11/15
-------------------	---	-----------	---------

2nd Period	8	at Minnesota (16)	2/27/07
-------------------	---	-------------------	---------

3rd Period	5	Denver (25)	11/28/15
-------------------	---	-------------	----------

4th Period	8	Miami (29)	12/25/11
-------------------	---	------------	----------

Overtime	1	Milwaukee (12) (1st)	11/6/16
-----------------	---	----------------------	---------

Field Goals

Game	22	Sacramento (22-86)	1/14/12
-------------	----	--------------------	---------

Field Goal Attempts

Game	53	at Utah (23-53)	12/12/97
-------------	----	-----------------	----------

Field Goal Percentage

Game	.256	Sacramento (22-86)	1/14/12
-------------	------	--------------------	---------

3-Point Field Goal Percentage

Game	.000	Several times. Most attempted without a make:	
	15	at Sacramento	11/29/08

Free Throws

Game	2	at San Antonio (2-5)	11/20/99
-------------	---	----------------------	----------

	2	at Seattle (2-4)	1/7/85
--	---	------------------	--------

Free Throw Attempts

Game	4	at Seattle (2-4)	1/7/85
-------------	---	------------------	--------

Free Throw Percentage

Game	.375	at Washington (6-16)	2/26/11
-------------	------	----------------------	---------

Rebounds

Game	24	at Vancouver	2/17/97
-------------	----	--------------	---------

Offensive Rebounds

Game	2	at Miami	12/12/17
-------------	---	----------	----------

	2	at Houston	2/11/18
--	---	------------	---------

	2	at Boston	1/11/12
--	---	-----------	---------

	2	at New Orleans	4/12/09
--	---	----------------	---------

	2	at L.A. Lakers	1/7/07
--	---	----------------	--------

	2	at Seattle	4/10/04
--	---	------------	---------

Defensive Rebounds

Game	13	Utah	4/8/88
-------------	----	------	--------

Assists

Game	8	New Orleans	11/25/06
-------------	---	-------------	----------

	8	Houston	1/21/03
--	---	---------	---------

	8	Minnesota	11/29/94
--	---	-----------	----------

	8	at Denver	11/19/91
--	---	-----------	----------

Steals

Game	0	Houston	11/12/91
-------------	---	---------	----------

	0	Utah	12/23/80
--	---	------	----------

Blocks

Game	0	Several times. Most recently: Cleveland	5/7/21
-------------	---	--	--------

Turnovers

Game	3	Cleveland	3/2/95
-------------	---	-----------	--------

Fouls

Game	8	at L.A. Lakers	11/28/08
-------------	---	----------------	----------






DALLAS MAVERICKS

AAC RECORDS

INDIVIDUAL HIGHS
TEAM HIGHS
TEAM LOWS
FIRSTS





INDIVIDUAL HIGHS

Points

Game	57	Stephen Curry, Golden State	2/6/21
Half	39	Jamal Crawford, Phoenix (2nd)	4/9/19
Period	29	Dirk Nowitzki, vs. Utah (4th)	11/3/09
Overtime	14	Dirk Nowitzki, vs. Chicago (1st)	2/7/09

Field Goals

Game	22	Andre Miller, Portland (22-31)	1/30/10
Half	14	Steve Nash, Phoenix (2nd) (14-18)	5/15/05*
Period	10	Antawn Jamison, Golden State (1st)(10-12)	11/27/01
Overtime	5	O.J. Mayo, vs. Golden State (1st) (5-8)	11/19/12
	5	Dirk Nowitzki, vs. Chicago (1st) (5-7)	2/7/09

*Playoffs

Field Goal Attempts

Game (OT)	36	Tracy McGrady, Houston (OT) (19-36)	12/2/04
Game	34	Anthony Davis, New Orleans (17-34)	2/25/17
Half	22	Anthony Davis, New Orleans (1st) (13-22)	2/25/17
Period	14	Luka Dončić, vs. Chicago (3rd) (9-14)	1/6/20
Overtime	8	O.J. Mayo, vs. Golden State (1st) (5-8)	11/19/12

Field Goal Percentage

Game	1.000	Several times. Most made without a miss:	
	9	Dwight Powell, vs. Minnesota	12/4/19
Half	1.000	Several times. Most made without a miss:	
	10	Zion Williamson, New Orleans (1st)	2/12/21
Period	1.000	Several times. Most made without a miss:	
	8	Andre Miller, Denver(3rd)	1/31/04
Overtime	1.000	Several times. Most made without a miss:	
	4	Kyrie Irving, Boston (1st)	11/20/17
	4	Raymond Felton, vs. Denver (1st)	2/26/16
	4	Dirk Nowitzki, vs. Orlando (1st)	12/16/05

Consecutive Field Goals

Single Game or Multiple Games	12	Zion Williamson, New Orleans	2/12/21
-------------------------------	----	------------------------------	---------

3-Point Field Goals

Game	11	Stephen Curry, Golden State (11-19)	2/6/21
	11	Stephen Curry, Golden State (11-19)	1/13/19
Half	7	Stephen Curry, Golden State (1st) (7-10)	2/6/21
Period	6	Malik Beasley, Minnesota (4th) (6-7)	2/8/21
Overtime	2	Several times. Most recently:	
		Maxi Kleber, vs. Charlotte (1st) (2-3)	1/4/20

3-Point Field Goal Attempts

Game	19	Stephen Curry, Golden State (11-19)	2/6/21
	19	Stephen Curry, Golden State (11-19)	1/13/19
Half	12	Randy Foye, L.A. Clippers (2nd) (6-12)	4/2/12
Period	9	Kristaps Porzingis, vs. New Orleans (1st) (4-9)	2/12/21
Overtime	3	Several times. Most recently:	
		Maxi Kleber, vs. Charlotte (1st) (2-3)	1/4/20

3-Point Field Goal Percentage

Game	1.000	Several times. Most made without a miss:	
	8	Michael Finley, vs. Cleveland	3/26/05
Half	1.000	Several times. Most made without a miss:	
	5	Jose Juan Barea, vs. Chicago (1st)	12/26/15
	5	Channing Frye, Phoenix (1st)	4/12/14
	5	Caron Butler, Washington (2nd)	11/26/07
	5	Keith Van Horn, vs. New Jersey (1st)	1/14/06
	5	Michael Finley, vs. Cleveland (1st)	3/26/05
Period	1.000	Several times. Most made without a miss:	
	5	Luka Dončić, vs. New Orleans (2nd)	5/12/21
	5	Stephen Curry, Golden State (2nd)	2/6/21
	5	Keith Van Horn, vs. New Jersey (2nd)	1/14/06
Overtime	1.000	Several times. Most made without a miss:	
	2	Dirk Nowitzki, vs. Portland (1st)	3/20/16
	2	Deron Williams, vs. Boston (1st)	1/18/16
	2	Kelly Olynyk, Boston (1st)	1/18/16
	2	Stephen Jackson, San Antonio (1st)	2/20/03

Free Throws

Game	24	Dirk Nowitzki, vs. Oklahoma City (24-24)	5/17/11*
Half	19	Dirk Nowitzki, vs. Oklahoma City (2nd) (19-19)	5/17/11*
Period	14	Dirk Nowitzki, vs. Utah (4th) (14-14)	11/3/09

Overtime	6	Shawn Marion, Phoenix (1st) (6-6)	5/20/05*
----------	---	-----------------------------------	----------

*Playoffs

Free Throw Attempts

Game	24	Dirk Nowitzki, vs. Oklahoma City (24-24)	5/17/11*
	24	Dirk Nowitzki, vs. San Antonio (21-24)	5/13/06*
Half	19	Dirk Nowitzki, vs. Oklahoma City (2nd) (19-19)	5/17/11*
Period	14	Dirk Nowitzki, vs. Utah (4th) (14-14)	11/3/09
Overtime	10	Rudy Gobert, Utah (1st) (5-10)	1/20/17

*Playoffs

Free Throw Percentage

Game	1.000	Several times. Most made without a miss:	
	24	Dirk Nowitzki, vs. Oklahoma City	5/17/11*
Half	1.000	Several times. Most made without a miss:	
	19	Dirk Nowitzki, vs. Oklahoma City (2nd)	5/17/11*
Period	1.000	Several times. Most made without a miss:	
	14	Dirk Nowitzki, vs. Utah (4th)	11/3/09
Overtime	1.000	Several times. Most made without a miss:	
	6	Shawn Marion, Phoenix (1st)	5/20/05*

*Playoffs

Rebounds

Game	27	DeAndre Jordan, L.A. Clippers	2/9/15
Half	17	DeAndre Jordan, L.A. Clippers (2nd)	2/9/15
	17	Al-Farouq Aminu, New Orleans (1st)	4/17/13
	17	Dirk Nowitzki, vs. Phoenix (2nd)	3/5/02
Period	14	Al-Farouq Aminu, New Orleans (1st)	4/17/13
	14	Tyson Chandler, vs. Minnesota (3rd)	12/1/10
Overtime	7	Rudy Gobert, Utah (1st)	1/20/17

Offensive Rebounds

Game	13	Tyson Chandler, vs. Portland	4/25/11*
Half	9	Erick Dampier, vs. L.A. Lakers (2nd)	11/11/08
Period	7	Brendan Haywood, vs. Philadelphia (2nd)	11/12/10
	7	Erick Dampier, vs. L.A. Lakers (3rd)	11/11/08
Overtime	4	Luka Dončić, vs. New Orleans (1st)	3/18/19
	4	Rudy Gobert, Utah (1st)	1/20/17

*Playoffs

Defensive Rebounds

Game	22	Dwight Howard, Charlotte	3/24/18
Half	16	Dirk Nowitzki, vs. Phoenix (2nd)	3/5/02
Period	10	Tyson Chandler vs. Minnesota (3rd)	12/1/10
	10	Dirk Nowitzki, vs. Phoenix (4th)	3/5/02
Overtime	4	Jayson Tatum, Boston (1st)	11/20/17
	4	Jonas Valanciunas, Toronto (1st)	12/20/13
	4	Shawn Marion, vs. Portland (2nd)	2/11/12
	4	Tim Duncan, San Antonio (1st)	3/20/03

Assists

Game	20	Luka Dončić, vs. Washington	5/1/21
	20	Jason Kidd, vs. Phoenix	4/5/09
Half	16	Jason Kidd, vs. Phoenix (1st)	4/5/09
Period	9	Rajon Rondo, Boston (3rd)	11/8/10
	9	Jason Kidd, vs. Charlotte (3rd)	10/27/10
	9	Jose Juan Barea, vs. Toronto (4th)	11/7/09
Overtime	4	Luka Dončić, vs. New Orleans (1st)	3/18/19
	4	Jerry Stackhouse, vs. Houston (1st)	12/2/04

Steals

Game	7	Draymond Green, Golden State	2/6/21
	7	Monta Ellis, vs. Utah	2/11/15
	7	Jason Kidd, vs. Phoenix	2/17/10
	7	Josh Howard, vs. Utah	4/8/09
	7	Chris Paul, New Orleans	1/14/09
Half	5	Devin Harris, vs. Phoenix (1st)	12/14/15
	5	Russell Westbrook, Oklahoma City (1st)	12/28/14
	5	DeJuan Blair, vs. L.A. Lakers (2nd)	11/5/13
	5	Kevin Garnett, Boston (1st)	3/20/10
	5	Jason Kidd, vs. Phoenix (2nd)	2/17/10
	5	Doug Christie, Sacramento (1st)	4/24/04*
	5	Adrian Griffin, vs. Utah (2nd)	3/8/03
	5	Eduardo Najera, vs. New Jersey (2nd)	1/21/02
Period	4	Several times. Most recently:	
		Delon Wright, vs. Denver (4th)	3/11/20





Overtime	3	Monta Ellis, vs. New York (1st)	11/26/14
*Playoffs			
Blocks			
Game	10	Serge Ibaka, Oklahoma City	2/1/12
	10	Josh Smith, Atlanta	12/18/04
Half	6	Karl-Anthony Towns, Minnesota (2nd)	1/20/16
	6	Serge Ibaka, Oklahoma City (2nd)	2/1/12
Period	4	Several times. Most recently:	
		DeAndre Jordan, vs. Minnesota (3rd)	10/20/18
Overtime	2	Dirk Nowitzki, vs. Toronto (1st)	2/25/06
Turnovers			
Game	11	Monta Ellis, Golden State	11/24/09
Half	8	Monta Ellis, Golden State (2nd)	11/24/09
Period	7	Monta Ellis, Golden State (3rd)	2/3/10
Overtime	3	Jason Terry, vs. Phoenix (2nd)	3/14/07
Minutes			
Game (REG)	48	21 times. Most recently:	
		Aaron Harrison, vs. Phoenix	4/10/18
Game (OT)	52	Quentin Richardson, Phoenix	5/20/05*
	52	Michael Finley, vs. Sacramento	5/11/02*
Game (2OT)	57	Dirk Nowitzki, vs. Phoenix	3/14/07

*Playoffs

TEAM HIGHS

Points

Game	147	Golden State (116)	2/4/21
First Half	83	vs. Sacramento (61)	5/8/03*
Second Half	80	Phoenix (43)	4/10/18
	80	Washington (64)	1/18/05
1st Period	46	Minnesota (37)	10/20/18
2nd Period	45	vs. New Orleans (28)	5/12/21
	45	Sacramento (30)	4/18/21
3rd Period	48	Phoenix (22)	1/28/20
4th Period	47	Chicago (36)	1/5/18
Overtime	20	Charlotte (17) (1st)	1/4/20
	20	vs. Boston (15) (1st)	1/18/16
	20	vs. Houston (13) (1st)	12/2/04

*Playoffs

Field Goals

Game	58	vs. Cleveland (58-100)	11/22/19
Half	32	vs. Sacramento (1st) (32-50)	5/8/03*
Period	19	Sacramento (2nd) (19-24)	4/18/21
Overtime	7	vs. Chicago (1st) (7-9)	2/7/09

*Playoffs

Field Goal Attempts

Game (OT)	114	New Orleans (OT) (50-114)	3/4/20
Game	107	vs. Sacramento (50-107)	2/24/04
Half	56	L.A. Clippers (1st) (23-56)	11/26/19
	56	vs. L.A. Lakers (1st) (23-56)	11/1/19
	56	vs. Philadelphia (1st) (28-56)	4/1/19
	56	L.A. Lakers (1st) (22-56)	1/7/19
	56	vs. Indiana (1st) (19-56)	1/12/02
Period	31	New Orleans (2nd) (14-31)	3/4/20
	31	Philadelphia (1st) (10-31)	1/11/20
	31	vs. L.A. Lakers (2nd) (14-31)	11/1/19
	31	vs. Golden State (1st) (12-31)	1/13/19
	31	Indiana (1st) (12-31)	11/25/08
	31	New Jersey (4th) (14-31)	1/15/05
Overtime	16	vs. New Orleans (1st) (6-16)	3/18/19

Field Goal Percentage

Game	.652	vs. Sacramento (45-69)	11/3/07
Half	.756	Phoenix (2nd) (31-41)	4/10/18
Period	.857	vs. San Antonio (3rd) (12-14)	12/9/08
	.857	vs. Orlando (3rd) (12-14)	4/5/05
Overtime	.857	vs. Orlando (1st) (6-7)	12/16/05

Consecutive Field Goals

Game	12	vs. Chicago	11/25/03
-------------	----	-------------	----------

3-Point Field Goals

Game	25	vs. New Orleans (25-45)	2/12/21
Half	15	vs. Golden State (1st) (15-29)	2/4/21

	15	Golden State (1st) (15-22)	3/18/16
Period	10	Houston (1st) (10-14)	1/24/18
Overtime	4	vs. Boston (1st) (4-4)	1/18/16
3-Point Field Goal Attempts			
Game	53	vs. Milwaukee (22-53)	2/8/19
Half	30	vs. Memphis (2nd) (10-30)	4/5/19
Period	18	vs. Memphis (4th) (6-18)	3/6/20
Overtime	8	Houston (1st) (3-8)	12/2/04
	8	vs. Philadelphia (1st) (2-8)	1/14/04

3-Point Field Goal Percentage

Game	.778	vs. Cleveland (14-18)	3/26/05
Half	1.000	Several times. Most made without a miss:	
	6	Sacramento (1st)	5/13/03*
Period	1.000	Several times. Most made without a miss:	
	6	Sacramento (2nd)	4/18/21
	6	vs. New Jersey (3rd)	2/18/09
Overtime	1.000	Several times. Most made without a miss:	
	4	vs. Boston (1st)	1/18/16

*Playoffs

Free Throws

Game	46	vs. Utah (46-55)	4/16/06
Half	29	vs. Memphis (2nd) (29-34)	11/2/13
Period	21	vs. Memphis (4th) (21-25)	11/2/13
	21	vs. New Jersey (4th) (21-24)	1/15/05
	21	vs. Phoenix (4th) (21-23)	11/24/01
Overtime	9	New Orleans (1st) (9-10)	3/18/19
	9	Phoenix (1st) (9-10)	5/20/05*

*Playoffs

Free Throw Attempts

Game	55	vs. Utah (46-55)	4/16/06
Half	34	vs. Memphis (2nd) (29-34)	11/2/13
Period	25	vs. Memphis (4th) (21-25)	11/2/13
Overtime	12	Utah (1st) (7-12)	1/20/17

Free Throw Percentage

Game	1.000	Several times. Most made without a miss:	
	29	vs. Washington	11/26/07
Half	1.000	Several times. Most made without a miss:	
	25	vs. Oklahoma City (2nd)	5/17/11*
Period	1.000	Several times. Most made without a miss:	
	18	vs. Utah (4th)	11/3/09
Overtime	1.000	Several times. Most made without a miss:	
	8	vs. L.A. Clippers (1st)	3/26/12

*Playoffs

Rebounds

Game	68	Sacramento	4/26/04*
Half	37	L.A. Lakers (2nd)	12/26/14
Period	23	New Orleans (1st)	4/17/13
	23	vs. Atlanta (1st)	12/18/04
Overtime	11	Utah (1st)	1/20/17

*Playoffs

Offensive Rebounds

Game	30	vs. Minnesota	3/10/03
Half	20	vs. Minnesota (1st)	3/10/03
Period	12	vs. Golden State (2nd)	4/22/07*
	12	Seattle (2nd)	1/30/07
	12	vs. Minnesota (2nd)	3/10/03
Overtime	5	Utah (1st)	1/20/17

*Playoffs

Defensive Rebounds

Game	50	L.A. Lakers	11/24/12
Half	28	vs. New York (1st)	3/10/08
	28	vs. L.A. Lakers (1st)	11/19/02
Period	18	vs. Phoenix (1st)	4/9/19
	18	vs. L.A. Lakers (2nd)	11/19/02
Overtime	8	vs. Portland (1st)	3/20/16
	8	vs. Oklahoma City (1st)	3/25/14
	8	vs. Portland (2nd)	2/11/12

Assists

Game	40	vs. New Orleans	11/11/03
-------------	----	-----------------	----------





Half	23	vs. New Orleans (1st)	2/28/10
Period	15	vs. New Orleans (1st)	11/11/03
Overtime	5	vs. Portland (1st)	3/20/16
	5	Cleveland (1st)	1/12/16
	5	vs. Chicago (1st)	2/7/09
	5	vs. Houston (1st)	12/2/04

Steals

Game	19	vs. Sacramento	4/24/04*
Half	12	vs. Sacramento (2nd)	4/24/04*
Period	7	Several times. Most recently:	
		vs. Oklahoma City (2nd)	3/27/17
Overtime	5	vs. New York (1st)	11/26/14

*Playoffs

Blocks

Game	15	vs. Philadelphia	1/29/05
Half	11	vs. New Orleans (1st)	3/4/20
Period	7	vs. New Orleans (2nd)	3/4/20
Overtime	2	Several times. Most recently:	
		vs. Denver (1st)	4/12/13

Turnovers

Game	28	Philadelphia	11/13/14
Half	17	Sacramento (2nd)	11/11/14
Period	13	vs. Boston (2nd)	2/21/02
Overtime	6	New York (1st)	11/26/14

Fouls

Game	37	Golden State	4/4/15
Half	24	Oklahoma City (2nd)	3/16/15
Period	16	vs. Sacramento (4th)	3/3/16
Overtime	7	vs. Utah (1st)	1/20/17
	7	Oklahoma City (1st)	3/25/14

TEAM LOWS

Points

Game	60	Sacramento (90)	1/14/12
First Half	23	Sacramento (52)	1/14/12
Second Half	22	Utah (60)	11/14/18
1st Period	9	Utah (22)	2/11/15
2nd Period	10	Oklahoma City (24)	3/27/17
	10	vs. Memphis (17)	11/18/16
3rd Period	5	Denver (25)	11/28/15
4th Period	8	Miami (29)	12/25/11
Overtime	1	Milwaukee (12) (1st)	11/6/16

Field Goals

Game	21	vs. Memphis (21-73)	11/18/16
Half	7	Washington (2nd) (7-33)	11/21/06
Period	2	Several times. Most recently:	
		Denver (3rd) (2-19)	11/28/15
Overtime	0	Milwaukee (1st) (0-4)	11/6/16
	0	vs. Sacramento (1st) (0-6)	2/27/03

Field Goal Attempts

Game	60	vs. Memphis (30-60)	4/8/16
Half	26	vs. Utah (2nd) (16-26)	1/28/06
	26	Utah (1st) (12-26)	1/28/06
Period	10	Portland (4th) (4-10)	4/19/11*
	10	vs. Portland (4th) (4-10)	4/16/11*
Overtime	5	L.A. Lakers (1st) (5-6)	11/1/19

*Playoffs

Field Goal Percentage

Game	.256	Sacramento (22-86)	1/14/12
Half	.174	Sacramento (1st) (8-46)	1/14/12
Period	.105	Denver (3rd) (2-19)	11/28/15
	.105	vs. New York (3rd) (2-19)	3/30/07
Overtime	.000	Milwaukee (1st) (0-4)	11/6/16
	.000	vs. Sacramento (1st) (0-6)	2/27/03

3-Point Field Goals

Game	0	Several times. Most recently:	
		Portland (0-11)	1/10/07
Half	0	Several times. Most recently:	
		Miami (1st) (0-14)	1/1/21
Period	0	Several times. Most recently:	

		L.A. Clippers (3rd) (0-2)	5/28/21*
Overtime	0	Several times. Most recently:	
		New Orleans (1st) (0-3)	3/4/20

*Playoffs

3-Point Field Goal Attempts

Game	2	Utah (1-2)	3/8/03
Half	0	Atlanta (1st)	2/26/07
	0	Utah (2nd)	3/8/03
Period	0	Several times. Most recently:	
		Chicago (4th)	1/17/21
Overtime	0	Several times. Most recently:	
		vs. L.A. Clippers (1st)	3/26/13

3-Point Field Goal Percentage

Game	.000	Several times. Most missed without a make:	
	12	San Antonio	4/7/05
Half	.000	Several times. Most missed without a make:	
	14	Miami (1st)	1/1/21
Period	.000	Several times. Most missed without a make:	
	10	L.A. Lakers (4th)	4/24/21
	10	vs. Minnesota (3rd)	4/3/19
	10	vs. Milwaukee (4th)	12/30/02
Overtime	.000	Several times. Most missed without a make:	
	7	Oklahoma City (1st)	3/25/14

Free Throws

Game	3	Golden State (3-6) (OT)	4/1/14
	3	vs. Sacramento (3-6)	2/16/11
Half	0	Several times. Most recently:	
		vs. L.A. Clippers (1st) (0-1)	3/15/21
Period	0	Several times. Most recently:	
		vs. L.A. Clippers (3rd) (0-2)	5/30/21*
Overtime	0	Several times. Most recently:	
		Utah (1st) (0-0)	2/9/17

*Playoffs

Free Throw Attempts

Game	5	vs. L.A. Clippers (4-5)	3/15/21
	5	Orlando (4-5)	12/10/18
Half	0	vs. San Antonio (2nd)	4/7/17
	0	Golden State (2nd)	4/1/14
Period	0	Several times. Most recently:	
		L.A. Clippers (2nd)	5/28/21*
Overtime	0	Several times. Most recently:	
		Utah (1st)	2/9/17

*Playoffs

Free Throw Percentage

Game	.368	Miami (7-19)	6/8/06*
Half	.000	Several times. Most missed without a make:	
	3	Orlando (2nd) (0-3)	2/20/13
	3	Memphis (1st) (0-3)	12/23/08
Period	.000	Several times. Most missed without a make:	
	4	Minnesota (2nd)	12/1/10
	4	vs. Sacramento (2nd)	11/20/09
	4	vs. Oklahoma City (1st)	12/13/08
Overtime	.000	Several times. Most missed without a make:	
	2	vs. Toronto (1st)	12/20/13
	2	Golden State (1st)	11/8/04
	2	San Antonio (1st)	3/20/03

*Playoffs

Rebounds

Game	25	Milwaukee	2/25/09
Half	6	Memphis (1st)	4/23/06*
Period	1	vs. Oklahoma City (3rd)	4/23/16*
Overtime	1	vs. Oklahoma City (1st)	2/28/18
	1	vs. Utah (1st)	2/9/16
	1	Brooklyn (1st)	3/23/14
	1	vs. San Antonio (2nd)	12/9/08
	1	vs. Orlando (1st)	12/16/05

*Playoffs

Offensive Rebounds

Game	2	vs. Portland	2/7/17
------	---	--------------	--------





	2	vs. Washington	1/3/17
	2	vs. Portland	11/5/12
Half	0	Several times. Most recently:	
		vs. Atlanta (2nd)	2/10/21
Period	0	Several times. Most recently:	
		vs. L.A. Clippers (3rd)	6/4/21*
Overtime	0	Several times. Most recently:	
		vs. Miami (1st)	12/14/19

*Playoffs

Defensive Rebounds

Game	14	Detroit	11/19/05
Half	4	Detroit (2nd)	11/19/05
Period	0	Phoenix (3rd)	12/14/15
Overtime	1	Several times. Most recently:	
		vs. New Orleans (1st)	3/4/20

Assists

Game	6	vs. L.A. Clippers	4/19/06
Half	1	vs. Utah (2nd)	12/20/02
Period	0	Several times. Most recently:	
		vs. L.A. Lakers (4th)	1/7/19
Overtime	0	Several times. Most recently:	
		vs. L.A. Lakers (1st)	11/1/19

Steals

Game	1	Several times. Most recently:	
		vs. Sacramento	2/12/20
Half	0	Several times. Most recently:	
		vs. L.A. Clippers (1st)	5/30/21*
Period	0	Several times. Most recently:	
		L.A. Clippers (4th)	6/4/21*
Overtime	0	Several times. Most recently:	
		vs. New Orleans (1st)	3/4/20
		New Orleans (1st)	3/4/20

*Playoffs

Blocks

Game	0	Several times. Most recently:	
		Cleveland	5/7/21
Half	0	Several times. Most recently:	
		vs. L.A. Clippers (2nd)	5/30/21*
Period	0	Several times. Most recently:	
		vs. L.A. Clippers (4th)	6/4/21*
		L.A. Clippers (3rd)	6/4/21*
		L.A. Clippers (2nd)	6/4/21*
		vs. L.A. Clippers (1st)	6/4/21*
Overtime	0	Several times. Most recently:	
		vs. New Orleans (1st)	3/4/20
		New Orleans (1st)	3/4/20

*Playoffs

Turnovers

Game	4	Philadelphia	1/11/20
	4	vs. Orlando	1/9/18
	4	vs. Miami	2/3/16
	4	vs. Milwaukee	12/28/15
	4	vs. Sacramento	1/31/14
	4	vs. New Jersey	1/20/04
	4	vs. Detroit	11/9/02

Half	0	Several times. Most recently:	
		Houston (1st)	1/24/18
Period	0	Several times. Most recently:	
		L.A. Clippers (1st)	5/30/21*
Overtime	0	Several times. Most recently:	
		vs. New Orleans (1st)	3/4/20
		New Orleans (1st)	3/4/20

*Playoffs

Fouls

Game	7	vs. Minnesota	12/30/08
Half	1	vs. Denver (2nd)	4/11/17
Period	0	Several times. Most recently:	
		vs Portland (4th)	1/17/20
Overtime	0	vs. Denver (1st)	4/12/13
	0	vs. Houston (1st)	12/2/04
	0	San Antonio (1st)	3/20/03
	0	Houston (1st)	4/11/02

FIRSTS

American Airlines Center Firsts

	PLAYER/TEAM	TIME	QTR	DATE
Point/Field Goal	Steve Nash (Jumper)	11:09	1st	10/30/01 vs. Detroit
Field Goal Attempt	Steve Nash	11:46	1st	10/30/01 vs. Detroit
Slam Dunk	Michael Finley	8:30	2nd	10/30/01 vs. Detroit
3-Point FG	Michael Curry	4:30	1st	10/30/01 vs. Detroit
3-Point FGA	Steve Nash	6:53	1st	10/30/01 vs. Detroit
Free Throw	Dana Barros	10:54	1st	10/30/01 vs. Detroit
Free Throw Attempt	Dana Barros	10:54	1st	10/30/01 vs. Detroit
Offensive Rebound	Clifford Robinson	9:35	1st	10/30/01 vs. Detroit
Defensive Rebound	Ben Wallace	10:40	1st	10/30/01 vs. Detroit
Rebound	Ben Wallace	10:40	1st	10/30/01 vs. Detroit
Assist	Michael Curry	10:28	1st	10/30/01 vs. Detroit
Turnover	Juwan Howard	9:56	1st	10/30/01 vs. Detroit
Steal	Ben Wallace	3:40	1st	10/30/01 vs. Detroit
Block	Danny Manning	1:26	1st	10/30/01 vs. Detroit
Foul	Steve Nash	10:54	1st	10/30/01 vs. Detroit
Disqualification	Shawn Bradley	2:36	4th	10/30/01 vs. Detroit
Team Technical	Detroit (Def 3 Secs.)	11:22	2nd	10/30/01 vs. Detroit
Individual Technical	Del Harris	3:21	4th	10/30/01 vs. Detroit
Flagrant Foul	Michael Curry	0:43	4th	10/30/01 vs. Detroit
Ejection	Elden Campbell	3:41	4th	11/6/01 vs. Charlotte
Double-Double	Juwan Howard (10 pts-10 rebs)			10/30/01 vs. Detroit
	Steve Nash (14 pts-11 asts)			10/30/01 vs. Detroit
Triple-Double	Steve Nash (14 pts-10 rebs-12 asts)			11/17/03 vs. Portland
Game	Dallas 94, Detroit 87			10/30/01
Overtime Game	Houston 98, Dallas 95			4/11/02
Sellout	Dallas vs. Detroit			10/30/01
Dallas Starting Lineup	Juwan Howard, Greg Buckner, Dirk Nowitzki, Michael Finley, Steve Nash			10/30/01
Dallas Substitution	Danny Manning			10/30/01
Detroit Starting Lineup	Michael Curry, Clifford Robinson, Ben Wallace, Dana Barros, Jerry Stackhouse			10/30/01
Referees	Dick Bavetta, Michael Smith, Leroy Richardson			10/30/01
Opening Tip	Dirk Nowitzki vs. Ben Wallace, won by Dallas			10/30/01





DALLAS MAVERICKS

TWO-TEAM RECORDS

COMBINED HIGHS
COMBINED LOWS





HIGHS

Points

Game (2OT)	303	Dallas (156) at Houston (147) (2OT)	4/11/95
Game (OT)	302	Houston (153) at Dallas (149) (OT) ^	7/31/20
Game	288	Denver (139) at Dallas (149)	1/14/83
Half	160	Houston (75) at Dallas (85) (1st)^	7/31/20
	160	Denver (75) at Dallas (85) (1st)	1/14/83
Period	89	Denver (45) at Dallas (44) (2nd)	1/14/83
Overtime	46	Dallas (23) at Houston (23) (1st)	4/11/95

^Game Played in Orlando

Field Goals

Game	122	Denver (57) at Dallas (65)	1/14/83
-------------	-----	----------------------------	---------

Field Goal Attempts

Game (3OT)	235	Portland (121) at Dallas (114) (3OT)	12/29/89
Game (2OT)	234	Dallas (109) at Denver (125) (2OT)	4/10/15
	234	Dallas (128) at Houston (106) (2OT)	4/11/95
Game	218	Denver (104) at Dallas (114)	4/8/83

Field Goal Percentage

Game	.622 (122-196)	Denver (57-94, .606) at Dallas (65-102, .637)	1/14/83
-------------	----------------	---	---------

3-Point Field Goals

Game	43	Dallas (22-47) at Portland (21-39)	1/23/20
-------------	----	------------------------------------	---------

3-Point Field Goal Attempts

Game (OT)	97	Milwaukee (15-44) at Dallas (17-53) (OT)^	8/8/20
	97	Houston (19-48) at Dallas (21-49) (OT)^	7/31/20
Game	96	Dallas (13-36) at Houston (23-60)	2/11/19

^Game played in Orlando

Free Throws

Game	88	Dallas (39) at Utah (49)	10/31/80
-------------	----	--------------------------	----------

Free Throw Attempts

Game	105	Golden State (53) at Dallas (52)	1/18/92
	105	Dallas (44) at Utah (61)	10/31/80

Free Throw Percentage

Game	.970 (32-33)	Dallas (10-10, 1.000) at Portland (22-23, .957)	4/23/11*
-------------	--------------	---	----------

*Playoff game

Rebounds

Game (OT)	130	Vancouver (54) at Dallas (76) (2OT)	12/28/95
Game	123	Sacramento (68) at Dallas (55)	4/26/04*

*Playoff game

Offensive Rebounds

Game (OT)	53	Vancouver (16) at Dallas (37) (2OT)	12/28/95
Game	48	Minnesota (18) at Dallas (30)	3/22/96
	48	Dallas (28) at Denver (20)	11/7/85

Defensive Rebounds

Game	96	Charlotte (49) at Dallas (47)	3/24/18
-------------	----	-------------------------------	---------

Assists

Game	86	Denver (41) at Dallas (45)	1/14/83
-------------	----	----------------------------	---------

Steals

Game	33	Dallas (14) at L.A. Lakers (19)	4/6/97
	33	Washington (14) at Dallas (19)	2/10/94

Blocks

Game	24	Dallas (9) at Utah (15)	11/2/05
	24	Dallas (11) at Denver (13)	1/12/95

Turnovers

Game	56	Dallas (32) at Denver (24)	10/15/80
-------------	----	----------------------------	----------

Fouls

Game	79	Kansas City (41) at Dallas (38)	11/20/82
-------------	----	---------------------------------	----------

Disqualifications

Game	5		Several times.
-------------	---	--	----------------

Technical Fouls

Game	12	Golden State 6 (Davis-1, Dunleavy-1, Richardson-1, Montgomery-1, defensive 3 seconds-2)	3/23/05
	12	Dallas 6 (Johnson-1, Howard-1, Nowitzki-1, Van Horn-1, defensive 3 seconds-2)	
	12	Portland 7 at Dallas (Wallace-1, Dunleavy-2, Davis-2, Wells-1, Augmon-1)	12/20/00
	12	Dallas 5 (Eisley-1, Finley-1, Bradley-2, illegal defense-1)	

LOWS

Points

Game	134	Dallas (66) at Utah (68)	12/12/97
Half	57	Dallas (23) at Philadelphia (34) (2nd)	2/11/08
Period	22	Dallas (12) at Indiana (10) (2nd)	2/13/98
Overtime	8	Dallas (4) at Indiana (4) (1st)	2/13/98

Field Goals

Game	46	Dallas (20-68) at Utah (26-70)	2/26/99
-------------	----	--------------------------------	---------

Field Goal Attempts

Game	116	Dallas (25-63) at Utah (23-53)	12/12/97
-------------	-----	--------------------------------	----------

Field Goal Percentage

Game	.333 (46-138)	Dallas (20-68) at Utah (26-70)	2/26/99
-------------	---------------	--------------------------------	---------

Free Throws

Game	12	New Jersey (6) at Dallas (6)	3/2/00
-------------	----	------------------------------	--------

Free Throw Attempts

Game	16	L.A. Clippers (11) at Dallas (5)	3/15/21
-------------	----	----------------------------------	---------

Free Throw Percentage

Game	.465 (20-43)	Kansas City (11-25, .440) at Dallas (9-18, .500)	3/26/82
-------------	--------------	--	---------

Rebounds

Game	55	Dallas (30) at Portland (25)	3/9/06
-------------	----	------------------------------	--------

Offensive Rebounds

Game	5	Dallas (3) at Miami (2)	12/22/17
-------------	---	-------------------------	----------

Defensive Rebounds

Game	37	Utah (18) at Dallas (19)	12/8/07
	37	Dallas (19) at Seattle (18)	4/6/93

Assists

Game	19	Dallas (8) at San Antonio (11)	5/7/06*
	19	L.A. Clippers (13) at Dallas (6)	4/19/06

*Playoff game

Steals

Game	4	Several times. Most recently: Dallas (2) at New Orleans (2)	3/27/21
-------------	---	--	---------

Blocks

Game	0	Dallas at Minnesota	4/11/07
	0	Dallas at Miami (OT)	6/18/06*
	0	Washington at Dallas	2/10/82

*Playoff game

Turnovers

Game	11	Dallas (6) at New Orleans (5)	3/29/17
	11	New Jersey (7) at Dallas (4)	1/20/04

Fouls

Game	21	Seattle (11) at Dallas (10)	4/6/04
-------------	----	-----------------------------	--------





DALLAS MAVERICKS

PLAYOFFS

ALL-TIME RESULTS
MISCELLANEOUS
TOP PERFORMANCES
MAVS LEADERS
INDIVIDUAL RECORDS
TEAM HIGHS
TEAM LOWS
OPPONENT HIGHS/LOWS
LARGEST MARGINS





ALL-TIME RESULTS

2021 PLAYOFFS

FIRST ROUND vs. LOS ANGELES CLIPPERS

No.	W-L	Date	Site	Dal-Opp	Series	Dallas High Scorer	Dallas High Reb.	Opp High Scorer	Attendance
1	W	5/22	STAPLES Center	113-103	1-0	Dončić 31	Dončić 10	Leonard 26	6,117
2	W	5/25	STAPLES Center	127-121	2-0	Dončić 39	Dončić 7	Leonard 41	6,885
3	L	5/28	AA Center	108-118	2-1	Dončić 44	Dončić 9	Leonard 36	(c) 17,705
4	L	5/30	AA Center	81-106	2-2	Dončić 19	Finney-Smith 8	Leonard 29	(c) 17,761
5	W	6/2	STAPLES Center	105-100	3-2	Dončić 42	Dončić 8	George 23	7,428
6	L	6/4	AA Center	97-104	3-3	Dončić 29	Marjanović 9	Leonard 45	(c) 18,324
7	L	6/6	STAPLES Center	111-126	3-4	Dončić 46	Porzingis 11	Leonard 28	7,342

2020 PLAYOFFS

FIRST ROUND vs. LOS ANGELES CLIPPERS

No.	W-L	Date	Site	Dal-Opp	Series	Dallas High Scorer	Dallas High Reb.	Opp High Scorer	Attendance
1	L	8/17	AdventHealth Arena	110-118	0-1	Dončić 42	Marjanović 8	Leonard 29	N/A
2	W	8/19	AdventHealth Arena	127-114	1-1	Dončić 28	Kleber 10	Leonard 35	N/A
3	L	8/21	AdventHealth Arena	122-130	1-2	Porzingis 34	Porzingis 13	Leonard 36	N/A
4	W	8/23	AdventHealth Arena	135-133 (OT)	2-2	Dončić 43	Dončić 17	Williams 36	N/A
5	L	8/25	AdventHealth Arena	104-118	2-3	Dončić 22	Dončić 8	George 35	N/A
6	L	8/30	AdventHealth Arena	97-111	2-4	Dončić 38	Dončić/Burke 9	Leonard 33	N/A

2016 PLAYOFFS

FIRST ROUND vs. OKLAHOMA CITY

No.	W-L	Date	Site	Dal-Opp	Series	Dallas High Scorer	Dallas High Reb.	Opp High Scorer	Attendance
1	L	4/16	Chesapeake Arena	70-108	0-1	Nowitzki 18	Pachulia 6	Westbrook 24	(c) 18,203
2	W	4/18	Chesapeake Arena	85-84	1-1	Felton 21	Felton 11	Durant 21	(c) 18,203
3	L	4/21	AA Center	102-131	1-2	Matthews 22	Pachulia 6	Durant 34	(c) 20,150
4	L	4/23	AA Center	108-119	1-3	Nowitzki 27	Nowitzki 8	Kanter 28	(c) 18,581
5	L	4/25	Chesapeake Arena	104-118	1-4	Nowitzki 24	Powell 9	Westbrook 36	(c) 18,203

2015 PLAYOFFS

FIRST ROUND vs. HOUSTON

No.	W-L	Date	Site	Dal-Opp	Series	Dallas High Scorer	Dallas High Reb.	Opp High Scorer	Attendance
1	L	4/18	Toyota Center	108-118	0-1	Nowitzki 24	Chandler 18	Harden 24	(c) 18,231
2	L	4/21	Toyota Center	99-111	0-2	Ellis 24	Nowitzki 13	Howard 28	(c) 18,243
3	L	4/24	AA Center	128-130	0-3	Nowitzki/Ellis 34	Nowitzki/Chandler 8	Harden 42	(c) 20,651
4	W	4/26	AA Center	121-109	1-3	Ellis 31	Chandler 14	Harden 24	(c) 20,589
5	L	4/28	Toyota Center	94-103	1-4	Ellis 25	Nowitzki 14	Harden 28	(c) 18,231

2014 PLAYOFFS

FIRST ROUND vs. SAN ANTONIO

No.	W-L	Date	Site	Dal-Opp	Series	Dallas High Scorer	Dallas High Reb.	Opp High Scorer	Attendance
1	L	4/20	AT&T Center	85-90	0-1	Harris 19	Nowitzki 8	Duncan 27	(c) 18,581
2	W	4/23	AT&T Center	113-92	1-1	Ellis 21	Blair 7	Ginobili 27	(c) 18,581
3	W	4/26	AA Center	109-108	2-1	Ellis 29	Dalembert 10	Duncan 22	(c) 20,636
4	L	4/28	AA Center	89-93	2-2	Ellis 20	Dalembert 15	Ginobili 23	(c) 20,796
5	L	4/30	AT&T Center	103-109	2-3	Carter 28	Nowitzki 15	Parker 23	(c) 18,581
6	W	5/2	AA Center	113-111	3-3	Ellis 29	Blair 14	Parker 22	(c) 20,799
7	L	5/4	AT&T Center	96-119	3-4	Nowitzki 22	Nowitzki 9	Parker 32	(c) 18,581

2012 PLAYOFFS

FIRST ROUND vs. OKLAHOMA CITY

No.	W-L	Date	Site	Dal-Opp	Series	Dallas High Scorer	Dallas High Reb.	Opp High Scorer	Attendance
1	L	4/28	Chesapeake Arena	98-99	0-1	Nowitzki 25	Marion 8	Westbrook 28	(c) 18,203
2	L	4/30	Chesapeake Arena	99-102	0-2	Nowitzki 31	Marion 8	Westbrook 29	(c) 18,203
3	L	5/3	AA Center	79-95	0-3	Nowitzki 17	Marion 10	Durant 31	(c) 20,640
4	L	5/5	AA Center	97-103	0-4	Nowitzki 34	Carter 8	Harden 29	(c) 20,533

2011 PLAYOFFS

FIRST ROUND vs. PORTLAND

No.	W-L	Date	Site	Dal-Opp	Series	Dallas High Scorer	Dallas High Reb.	Opp High Scorer	Attendance
1	W	4/16	AA Center	89-81	1-0	Nowitzki 28	Nowitzki 10	Aldridge 27	(c) 20,541
2	W	4/19	AA Center	101-89	2-0	Nowitzki 33	Chandler 10	Aldridge 24	(c) 20,620
3	L	4/21	Rose Garden	92-97	2-1	Terry 29	Nowitzki 9	Matthews 25	(c) 20,217
4	L	4/23	Rose Garden	82-84	2-2	Nowitzki 20	Marion 11	Roy 24	(c) 20,357
5	W	4/25	AA Center	93-82	3-2	Nowitzki 25	Chandler 20	Miller 18	(c) 20,837
6	W	4/28	Rose Garden	103-96	4-2	Nowitzki 33	Nowitzki 11	Wallace 32	(c) 20,494

CONFERENCE SEMIFINALS vs. L.A. LAKERS

No.	W-L	Date	Site	Dal-Opp	Series	Dallas High Scorer	Dallas High Reb.	Opp High Scorer	Attendance
1	W	5/2	STAPLES Center	96-94	1-0	Nowitzki 28	Nowitzki 14	Bryant 36	(c) 18,997
2	W	5/4	STAPLES Center	93-91	2-0	Nowitzki 24	Marion 9	Bryant 23	(c) 18,997
3	W	5/6	AA Center	98-92	3-0	Nowitzki 32	Nowitzki 9	Bynum 21	(c) 21,156
4	W	5/8	AA Center	122-86	4-0	Terry 32	Chandler 9	Bryant 17	(c) 21,087

CONFERENCE FINALS vs. OKLAHOMA CITY

No.	W-L	Date	Site	Dal-Opp	Series	Dallas High Scorer	Dallas High Reb.	Opp High Scorer	Attendance
1	W	5/17	AA Center	121-112	1-0	Nowitzki 48	Chandler 9	Durant 40	(c) 20,911
2	L	5/19	AA Center	100-106	1-1	Nowitzki 29	Chandler 13	Durant 24	(c) 21,051
3	W	5/21	OKC Arena	93-87	2-1	Marion 18	Chandler 15	Westbrook 30	(c) 18,203
4	W	5/23	OKC Arena	112-105 (OT)	3-1	Nowitzki 40	Chandler 8	Durant 29	(c) 18,203
5	W	5/25	AA Center	100-96	4-1	Marion 26	Chandler/Nowitzki 9	Westbrook 31	(c) 21,092

NBA FINALS vs. MIAMI

No.	W-L	Date	Site	Dal-Opp	Series	Dallas High Scorer	Dallas High Reb.	Opp High Scorer	Attendance
1	L	5/31	AA Arena	84-92	0-1	Nowitzki 27	Marion 10	James 24	(c) 20,003
2	W	6/2	AA Arena	95-93	1-1	Nowitzki 24	Nowitzki 11	Wade 36	(c) 20,003
3	L	6/5	AA Center	86-88	1-2	Nowitzki 34	Chandler/Nowitzki 11	Wade 29	(c) 20,340
4	W	6/7	AA Center	86-83	2-2	Nowitzki 21	Chandler 16	Wade 32	(c) 20,430
5	W	6/9	AA Center	112-103	3-2	Nowitzki 29	Chandler 7	Wade 23	(c) 20,433
6	W	6/12	AA Arena	105-95	4-2	Terry 27	Nowitzki 11	James 21	(c) 20,003





2010 PLAYOFFS

FIRST ROUND vs. SAN ANTONIO

No.	W-L	Date	Site	Dal-Opp	Series	Dallas High Scorer	Dallas High Reb.	Opp High Scorer	Attendance
1	W	4/18	AA Center	100-94	1-0	Nowitzki 36	Dampier 12	Duncan 27	(c) 20,372
2	L	4/21	AA Center	88-102	1-1	Terry 27	Nowitzki 10	Duncan 25	(c) 20,728
3	L	4/23	AT&T Center	90-94	1-2	Nowitzki 35	Nowitzki 7	Duncan 25	(c) 18,581
4	L	4/25	AT&T Center	89-92	1-3	Nowitzki 17	Nowitzki 11	Hill 29	(c) 18,581
5	W	4/27	AA Center	103-81	2-3	Butler 35	Butler 11	Parker 18	(c) 20,557
6	L	4/29	AT&T Center	87-97	2-4	Nowitzki 33	Kidd 8	Ginobili 26	(c) 18,581

2009 PLAYOFFS

FIRST ROUND vs. SAN ANTONIO

No.	W-L	Date	Site	Dal-Opp	Series	Dallas High Scorer	Dallas High Reb.	Opp High Scorer	Attendance
1	W	4/18	AT&T Center	105-97	1-0	Howard 25	Dampier 11	Duncan 27	(c) 18,797
2	L	4/20	AT&T Center	84-105	1-1	Terry 16	Nowitzki 6	Parker 38	(c) 18,797
3	W	4/23	AA Center	88-67	2-1	Nowitzki 20	Dampier 9	Parker 12	(c) 20,491
4	W	4/25	AA Center	99-90	3-1	Howard 28	Nowitzki 13	Parker 43	(c) 20,829
5	W	4/28	AT&T Center	106-93	4-1	Nowitzki 31	Dampier 12	Duncan 30	(c) 18,797

CONFERENCE SEMIFINALS vs. DENVER

No.	W-L	Date	Site	Dal-Opp	Series	Dallas High Scorer	Dallas High Reb.	Opp High Scorer	Attendance
1	L	5/3	Pepsi Center	95-109	0-1	Nowitzki 28	Nowitzki 10	Nene 24	(c) 19,631
2	L	5/5	Pepsi Center	105-117	0-2	Nowitzki 35	Nowitzki 9	Anthony/Nene 25	(c) 19,890
3	L	5/9	AA Center	105-106	0-3	Nowitzki 33	Nowitzki 16	Billups 32	(c) 20,620
4	W	5/11	AA Center	119-117	1-3	Nowitzki 44	Nowitzki 13	Anthony 41	(c) 20,523
5	L	5/13	Pepsi Center	110-124	1-4	Nowitzki 32	Nowitzki 10	Anthony 30	(c) 19,962

2008 PLAYOFFS

FIRST ROUND vs. NEW ORLEANS

No.	W-L	Date	Site	Dal-Opp	Series	Dallas High Scorer	Dallas High Reb.	Opp High Scorer	Attendance
1	L	4/19	New Orleans Arena	92-104	0-1	Nowitzki 31	Nowitzki 10	Paul 35	(c) 17,446
2	L	4/22	New Orleans Arena	103-127	0-2	Nowitzki 27	Bass 8	Paul 32	(c) 17,855
3	W	4/25	AA Center	97-87	1-2	Nowitzki 32	Nowitzki 19	Pargo 30	(c) 20,839
4	L	4/27	AA Center	84-97	1-3	Nowitzki 22	Nowitzki 13	West 24	(c) 20,644
5	L	4/29	New Orleans Arena	94-99	1-4	Nowitzki 22	Nowitzki 13	West 24	(c) 18,260

2007 PLAYOFFS

FIRST ROUND vs. GOLDEN STATE

No.	W-L	Date	Site	Dal-Opp	Series	Dallas High Scorer	Dallas High Reb.	Opp High Scorer	Attendance
1	L	4/22	AA Center	85-97	0-1	Howard 21	Howard 13	Davis 33	(c) 20,732
2	W	4/25	AA Center	112-99	1-1	Terry 28	Howard 11	Jackson 30	(c) 20,867
3	L	4/27	ORACLE Arena	91-109	1-2	2 tied with 20	Nowitzki 12	Richardson 30	(c) 20,629
4	L	4/29	ORACLE Arena	99-103	1-3	Nowitzki 23	Nowitzki 15	Davis 33	(c) 20,672
5	W	5/1	AA Center	118-112	2-3	Nowitzki 30	Nowitzki 12	Davis 27	(c) 21,041
6	L	5/3	ORACLE Arena	86-111	2-4	2 tied with 20	Nowitzki 10	Jackson 33	(c) 20,677

2006 PLAYOFFS

FIRST ROUND vs. MEMPHIS

No.	W-L	Date	Site	Dal-Opp	Series	Dallas High Scorer	Dallas High Reb.	Opp High Scorer	Attendance
1	W	4/23	AA Center	103- 93	1-0	Nowitzki 31	Dampier 12	Gasol 24	(c) 20,340
2	W	4/26	AA Center	94- 79	2-0	Nowitzki 31	3 tied with 6	Gasol 16	(c) 20,612
3	W	4/29	FedEx Forum	94-89 (OT)	3-0	Nowitzki 36	3 tied with 9	Atkin 20	17,871
4	W	5/1	FedEx Forum	102- 76	4-0	Nowitzki 27	Howard 9	Gasol 25	15,104

CONFERENCE SEMIFINALS vs. SAN ANTONIO

No.	W-L	Date	Site	Dal-Opp	Series	Dallas High Scorer	Dallas High Reb.	Opp High Scorer	Attendance
1	L	5/7	AT&T Center	85- 87	0-1	Stackhouse 24	Nowitzki 14	Duncan 31	(c) 18,797
2	W	5/9	AT&T Center	113-91	1-1	Howard 27	Howard/Nowitzki 9	Duncan 28	(c) 18,797
3	W	5/13	AA Center	104-103	2-1	Nowitzki 27	Nowitzki 15	Duncan 35	(c) 20,865
4	W	5/15	AA Center	123-118 (OT)	3-1	Terry 32	Dampier/Nowitzki 9	Parker 33	(c) 20,969
5	L	5/17	AT&T Center	97-98	3-2	Nowitzki 31	Nowitzki 10	Duncan 36	(c) 18,797
6	L	5/19	AA Center	86-91	3-3	Nowitzki 26	Nowitzki 21	Ginobili 30	(c) 20,986
7	W	5/22	AT&T Center	119-111 (OT)	4-3	Nowitzki 37	Nowitzki 15	Duncan 41	(c) 18,797

CONFERENCE FINALS vs. PHOENIX

No.	W-L	Date	Site	Dal-Opp	Series	Dallas High Scorer	Dallas High Reb.	Opp High Scorer	Attendance
1	L	5/24	AA Center	118-121	0-1	Harris 30	Nowitzki 19	Diaw 34	(c) 20,789
2	W	5/26	AA Center	105-98	1-1	Nowitzki 30	Nowitzki 14	Diaw 25	(c) 20,934
3	W	5/28	US Airways Center	95-88	2-1	Nowitzki 28	Nowitzki 17	Nash 21	(c) 18,422
4	L	5/30	US Airways Center	86-106	2-2	Howard 16	Howard 9	Barbosa 24	(c) 18,422
5	W	6/1	AA Center	117-101	3-2	Nowitzki 50	Nowitzki 12	T. Thomas 26	(c) 20,977
6	W	6/3	US Airways Center	102-93	4-2	Nowitzki 24	Howard 15	Diaw 30	(c) 18,422

NBA FINALS vs. MIAMI

No.	W-L	Date	Site	Dal-Opp	Series	Dallas High Scorer	Dallas High Reb.	Opp High Scorer	Attendance
1	W	6/8	AA Center	90-80	1-0	Terry 32	Howard 12	Wade 28	(c) 20,475
2	W	6/11	AA Center	99-85	2-0	Nowitzki 26	Nowitzki 16	Wade 23	(c) 20,459
3	L	6/13	AA Arena	96-98	2-1	Nowitzki 30	Dampier 9	Wade 42	(c) 20,145
4	L	6/15	AA Arena	74-98	2-2	Terry 17	Nowitzki 9	Wade 36	(c) 20,145
5	L	6/18	AA Arena	100-101 (OT)	2-3	Terry 35	Howard 10	Wade 43	(c) 20,145
6	L	6/20	AA Center	92-95	2-4	Nowitzki 29	Nowitzki 15	Wade 36	(c) 20,522

2005 PLAYOFFS

FIRST ROUND vs. HOUSTON

No.	W-L	Date	Site	Dal-Opp	Series	Dallas High Scorer	Dallas High Reb.	Opp High Scorer	Attendance
1	L	4/23	AA Center	86-98	0-1	Nowitzki 21	Howard 10	McGrady 34	(c) 20,768
2	L	4/25	AA Center	111-113	0-2	Nowitzki 26	Dampier 9	Yao 33	(c) 20,884
3	W	4/28	Toyota Center	106-102	1-2	Nowitzki 28	ED/DN/JT 6	McGrady 28	(c) 18,199
4	W	4/30	Toyota Center	97-93	2-2	Terry 32	Nowitzki 7	McGrady 36	(c) 18,211
5	W	5/2	AA Center	103-100	3-2	Nowitzki 23	Nowitzki 13	Yao 30	(c) 20,894
6	L	5/5	Toyota Center	83-101	3-3	Stackhouse 21	Nowitzki 13	McGrady 37	(c) 18,215
7	W	5/7	AA Center	116-76	4-3	Terry 31	Nowitzki 14	Yao 33	(c) 20,884

CONFERENCE SEMIFINALS vs. PHOENIX

No.	W-L	Date	Site	Dal-Opp	Series	Dallas High Scorer	Dallas High Reb.	Opp High Scorer	Attendance
1	L	5/9	Amer. West Arena	102-127	0-1	Nowitzki 28	Nowitzki 13	Stoudemire 40	(c) 18,422
2	W	5/11	Amer. West Arena	108-106	1-1	Finley 31	Dampier/Nowitzki 12	Stoudemire 30	(c) 18,422
3	L	5/13	AA Center	102-119	1-2	Nowitzki 21	Nowitzki 13	Stoudemire 37	(c) 20,896
4	W	5/15	AA Center	119-109	2-2	Howard 29	Dampier 11	Nash 48	(c) 20,894
5	L	5/18	Amer. West Arena	108-114	2-3	Nowitzki 34	Dampier 14	Nash 34	(c) 18,422
6	L	5/20	AA Center	126-130 (OT)	2-4	Terry 36	Howard 14	Nash 39	(c) 20,915





2004 PLAYOFFS

FIRST ROUND vs. SACRAMENTO

No.	W-L	Date	Site	Dal-Opp	Series	Dallas High Scorer	Dallas High Reb.	Opp High Scorer	Attendance
1	L	4/18	ARCO Arena	105-116	0-1	Nowitzki 32	Nowitzki 13	Stojakovic 28	(c)17,317
2	L	4/20	ARCO Arena	79-83	0-2	Nowitzki 28	Daniels 11	Bibby 24	(c)17,317
3	W	4/24	AA Center	104-79	1-2	Daniels 22	Howard 14	Bibby/Webber 22	(c)20,580
4	L	4/26	AA Center	92-94	1-3	Nowitzki 21	Nowitzki 14	Bibby 22	(c)20,677
5	L	4/29	ARCO Arena	118-119	1-4	Nowitzki 31	Nowitzki 14	Bibby 36	(c)17,317

2003 PLAYOFFS

FIRST ROUND vs. PORTLAND

No.	W-L	Date	Site	Dal-Opp	Series	Dallas High Scorer	Dallas High Reb.	Opp High Scorer	Attendance
1	W	4/19	AA Center	96-86	1-0	Nowitzki 46	Nowitzki 10	Wallace 29	(c)20,336
2	W	4/23	AA Center	103-99	2-0	Nash 28	Nowitzki 9	Wells 45	(c)20,356
3	W	4/25	Rose Garden	115-103	3-0	Nowitzki 42	Nowitzki 10	Patterson 19	(c)19,980
4	L	4/27	Rose Garden	79-98	3-1	Nowitzki 26	Nowitzki 11	Randolph 25	(c)19,980
5	L	4/30	AA Center	99-103	3-2	Nowitzki 35	Nowitzki 11	Randolph 22	(c)20,438
6	L	5/2	Rose Garden	103-125	3-3	Nash 21	Griffin 8	Randolph 21	(c)20,602
7	W	5/4	AA Center	107-95	4-3	Nowitzki 31	Nowitzki 11	S'damire/Wallace 17	(c)20,281

CONFERENCE SEMIFINALS vs. SACRAMENTO

No.	W-L	Date	Site	Dal-Opp	Series	Dallas High Scorer	Dallas High Reb.	Opp High Scorer	Attendance
1	L	5/6	AA Center	113-124	0-1	Fin/Nash/V/Exel 20	Nowitzki 11	Stojakovic 26	(c)20,525
2	W	5/8	AA Center	132-110	1-1	Van Exel 36	Nowitzki 12	Webber 31	(c)20,491
3	W	5/10	ARCO Arena	141-137 (2OT)	2-1	Van Exel 40	Nowitzki 20	Stojakovic 39	(c)17,317
4	L	5/11	ARCO Arena	83-99	2-2	Bell/Finley 16	Nowitzki 11	Turkoglu 17	(c)17,317
5	W	5/13	AA Center	112-99	3-2	Nash 25	Nowitzki 15	Christie 21	(c)20,556
6	L	5/15	ARCO Arena	109-115	3-3	Van Exel 35	Nowitzki 12	Stojakovic 24	(c)17,317
7	W	5/17	AA Center	112-99	4-3	Nowitzki 30	Nowitzki 19	Bibby 25	(c)20,595

CONFERENCE FINALS vs. SAN ANTONIO

No.	W-L	Date	Site	Dal-Opp	Series	Dallas High Scorer	Dallas High Reb.	Opp High Scorer	Attendance
1	W	5/19	SBC Center	113-110	1-0	Nowitzki 38	Nowitzki 15	Duncan 40	(c)18,797
2	L	5/21	SBC Center	106-119	1-1	Finley 29	Finley/Nowitzki 10	Duncan 32	(c)18,797
3	L	5/23	AA Center	83-96	1-2	Van Exel 16	Nowitzki 9	Duncan 34	(c)20,695
4	L	5/25	AA Center	95-102	1-3	Finley/Nash 25	Williams/Van Exel 8	Parker 25	(c)20,561
5	W	5/27	SBC Center	103-91	2-3	Finley 31	Fin/Naj/Williams 8	Duncan 23	(c)18,797
6	L	5/29	AA Center	78-90	2-4	Van Exel 19	LaFrentz 12	Jackson 24	(c)20,812

2002 PLAYOFFS

FIRST ROUND vs. MINNESOTA

No.	W-L	Date	Site	Dal-Opp	Series	Dallas High Scorer	Dallas High Reb.	Opp High Scorer	Attendance
1	W	4/21	AA Center	101-94	1-0	Nowitzki 30	Nowitzki 15	Billups 25	(c)20,010
2	W	4/24	AA Center	122-110	2-0	Nowitzki 31	Nowitzki 15	Garnett 31	(c)20,084
3	W	4/28	Target Center	115-102	3-0	Nowitzki 39	Nowitzki 17	Garnett 22	(c)18,795

CONFERENCE SEMIFINALS vs. SACRAMENTO

No.	W-L	Date	Site	Dal-Opp	Series	Dallas High Scorer	Dallas High Reb.	Opp High Scorer	Attendance
1	L	5/4	ARCO Arena	91-108	0-1	Nowitzki 23	Nowitzki 14	Stojakovic 26	(c)17,317
2	W	5/6	ARCO Arena	110-102	1-1	Nash 30	Nowitzki 15	Webber/Bibby 22	(c)17,317
3	L	5/9	AA Center	119-125	1-2	Finley 37	LaFrentz 13	Webber 31	(c)20,265
4	L	5/11	AA Center	113-115 (OT)	1-3	Nowitzki 31	Nowitzki 12	Webber 30	(c)20,274
5	L	5/13	ARCO Arena	101-114	1-4	Nowitzki 32	Nowitzki 12	Webber/Bibby 23	(c)17,317

2001 PLAYOFFS

FIRST ROUND vs. UTAH

No.	W-L	Date	Site	Dal-Opp	Series	Dallas High Scorer	Dallas High Reb.	Opp High Scorer	Attendance
1	L	4/21	Delta Center	86-88	0-1	Finley 26	Nowitzki 12	Malone 26	19,100
2	L	4/24	Delta Center	98-109	0-2	Finley 32	Finley/Bradley 8	Malone 34	(c)19,911
3	W	4/28	Reunion Arena	94-91	1-2	Nowitzki 33	Howard 11	Malone 29	(c)18,187
4	W	5/1	Reunion Arena	107-77	2-2	Nowitzki 33	Finley 12	Malone 25	(c)18,300
5	W	5/3	Delta Center	84-83	3-2	Finley 33	Howard 8	Malone 24	(c)19,911

CONFERENCE SEMIFINALS vs. SAN ANTONIO

No.	W-L	Date	Site	Dal-Opp	Series	Dallas High Scorer	Dallas High Reb.	Opp High Scorer	Attendance
1	L	5/5	Alamodome	78-94	0-1	Finley 17	Bradley 12	Duncan 31	32,798
2	L	5/7	Alamodome	86-100	0-2	Finley 24	Howard 11	Duncan 25	27,690
3	L	5/9	Reunion Arena	90-104	0-3	Nowitzki 15	Buckner 12	Robinson 19	(c)18,237
4	W	5/12	Reunion Arena	112-108	1-3	Nowitzki 30	Nowitzki 9	Duncan 29	(c)18,187
5	L	5/14	Alamodome	87-105	1-4	Nowitzki 42	Nowitzki 18	Duncan 32	25,853

1990 PLAYOFFS

FIRST ROUND vs. PORTLAND

No.	W-L	Date	Site	Dal-Opp	Series	Dallas High Scorer	Dallas High Reb.	Opp High Scorer	Attendance
1	L	4/26	Port. Mem. Col.	102-109	0-1	Harper 24	Tarpley 14	Porter 28	(c)12,884
2	L	4/28	Port. Mem. Col.	107-114	0-2	Harper 23	Tarpley 17	Duckworth 18	(c)12,884
3	L	5/1	Reunion Arena	92-106	0-3	Blackman 23	Tarpley 15	Kersey 29	(c)17,007

1988 PLAYOFFS

FIRST ROUND vs. HOUSTON

No.	W-L	Date	Site	Dal-Opp	Series	Dallas High Scorer	Dallas High Reb.	Opp High Scorer	Attendance
1	W	4/28	Reunion Arena	120-110	1-0	Tarpley 24	Tarpley 9	Olajuwon 34	(c)17,007
2	L	4/30	Reunion Arena	108-119	1-1	Tarpley 23	Tarpley 13	Floyd 42	(c)17,007
3	W	5/3	Summit	93-92	2-1	Tarpley 17	Tarpley 13	Olajuwon 35	(c)16,611
4	W	5/5	Summit	107-97	3-1	Aguirre 38	Donaldson 10	Olajuwon 40	(c)16,611

CONFERENCE SEMIFINALS vs. DENVER

No.	W-L	Date	Site	Dal-Opp	Series	Dallas High Scorer	Dallas High Reb.	Opp High Scorer	Attendance
1	L	5/10	McNichols	115-126	0-1	Aguirre 26	Donaldson 13	Lever 30	(c)17,022
2	W	5/12	McNichols	112-108	1-1	Blackman 31	Donaldson 13	English/Lever 22	(c)17,022
3	L	5/14	Reunion Arena	105-107	1-2	Perkins 17	Tarpley 15	English 23	(c)17,007
4	W	5/15	Reunion Arena	124-103	2-2	Aguirre 34	Tarpley 13	English 24	(c)17,007
5	W	5/17	McNichols	110-106	3-2	Aguirre 25	Tarpley 16	Schayes 33	(c)17,022
6	W	5/19	Reunion Arena	108-95	4-2	RB/SP 23	Tarpley 19	English 34	(c)17,007

CONFERENCE FINALS vs. L.A. LAKERS

No.	W-L	Date	Site	Dal-Opp	Series	Dallas High Scorer	Dallas High Reb.	Opp High Scorer	Attendance
1	L	5/23	Forum	98-113	0-1	RT/MA/RB 18	Tarpley 20	Worthy 28	(c)17,505
2	L	5/25	Forum	101-123	0-2	Aguirre 28	Tarpley 13	Scott 30	(c)17,505
3	W	5/27	Reunion Arena	106-94	1-2	Aguirre 23	Tarpley 20	Worthy 19	(c)17,007
4	W	5/29	Reunion Arena	118-104	2-2	Harper 35	Tarpley 13	Johnson 28	(c)17,007
5	L	5/31	Forum	102-119	2-3	Aguirre 31	Tarpley 11	Worthy 28	(c)17,505
6	W	6/2	Reunion Arena	105-103	3-3	Aguirre 23	Aguirre 13	Worthy/Scott 27	(c)17,007
7	L	6/4	Forum	102-117	3-4	Aguirre 24	Donaldson 14	Worthy 28	(c)17,505



**1987 PLAYOFFS****FIRST ROUND vs. SEATTLE**

No.	W-L	Date	Site	Dal-Opp	Series	Dallas High Scorer	Dallas High Reb.	Opp High Scorer	Attendance
1	W	4/23	Reunion Arena	151-129	1-0	Aguirre 28	Tarpley 11	Chambers 35	(c)17,007
2	L	4/25	Reunion Arena	110-112	1-1	Aguirre 28	Tarpley 8	Ellis 32	(c)17,007
3	L	4/28	Hec Ed	107-117	1-2	Harper 30	Perkins 11	Ellis 43	(c)8,150
4	L	4/30	Hec Ed	98-124	1-3	Blackman 25	Tarpley 17	Chambers 31	(c)8,150

1986 PLAYOFFS**FIRST ROUND vs. UTAH**

No.	W-L	Date	Site	Dal-Opp	Series	Dallas High Scorer	Dallas High Reb.	Opp High Scorer	Attendance
1	W	4/18	Reunion Arena	101-93	1-0	Blackman 25	Perkins 15	Malone 23	(c)17,007
2	W	4/20	Reunion Arena	113-106	2-0	Aguirre 27	Perkins 10	Malone 31	(c)17,007
3	L	4/23	Salt Palace	98-100	2-1	Donaldson 17	Donaldson 20	Green 32	11,635
4	W	4/25	Salt Palace	117-113	3-1	Perkins 29	Perkins 12	Bailey 24	(c)12,683

CONFERENCE SEMIFINALS vs. L.A. LAKERS

No.	W-L	Date	Site	Dal-Opp	Series	Dallas High Scorer	Dallas High Reb.	Opp High Scorer	Attendance
1	L	4/27	Forum	116-130	0-1	Vincent 18	Donaldson 10	Abdul-Jabbar 28	(c)17,505
2	L	4/30	Forum	113-117	0-2	Aguirre 28	Aguirre 12	Abdul-Jabbar 26	(c)17,505
3	W	5/2	Reunion Arena	110-108	1-2	Aguirre 27	Donaldson 14	Abdul-Jabbar 28	(c)17,007
4	W	5/4	Reunion Arena	120-118	2-2	Aguirre 39	Donaldson 11	Abdul-Jabbar 33	(c)17,007
5	L	5/6	Forum	113-116	2-3	Aguirre 27	Donaldson 8	Abdul-Jabbar 34	(c)17,505
6	L	5/8	Reunion Arena	107-120	2-4	Aguirre 28	Donaldson 18	Abdul-Jabbar 27	(c)17,007

1985 PLAYOFFS**FIRST ROUND vs. PORTLAND**

No.	W-L	Date	Site	Dal-Opp	Series	Dallas High Scorer	Dallas High Reb.	Opp High Scorer	Attendance
1	W	4/18	Reunion	139-131 (2OT)	1-0	Blackman 43	Aguirre 14	Vandeweghe 25	(c)17,007
2	L	4/20	Reunion	121-124 (OT)	1-1	Blackman 41	Perkins 19	Vandeweghe 27	(c)17,007
3	L	4/23	Port. Mem. Col.	109-122	1-2	MA/RB 30	JV/SP 9	Vandeweghe 24	(c)12,666
4	L	4/25	Port. Mem. Col.	113-115	1-3	Aguirre 39	Perkins 10	Vandeweghe 27	(c)12,666

1984 PLAYOFFS**FIRST ROUND vs. SEATTLE**

No.	W-L	Date	Site	Dal-Opp	Series	Dallas High Scorer	Dallas High Reb.	Opp High Scorer	Attendance
1	W	4/17	Reunion Arena	88-86	1-0	Aguirre 20	Aguirre 11	Williams 37	(c)17,007
2	L	4/19	Reunion Arena	92-95	1-1	Blackman 28	Aguirre 17	Chambers 30	(c)17,007
3	L	4/21	Seattle Col.	94-104	1-2	Blackman 27	Vincent 10	Sikma 23	10,229
4	W	4/24	Kingdome	107-96	2-2	Aguirre 29	MA/JV 11	Sikma 27	11,893
5	W	4/26	Moody Col.	105-104 (OT)	3-2	Blackman 29	Vincent 10	Williams 27	(c)9,007

CONFERENCE SEMIFINALS vs. L.A. LAKERS

No.	W-L	Date	Site	Dal-Opp	Series	Dallas High Scorer	Dallas High Reb.	Opp High Scorer	Attendance
1	L	4/28	Forum	91-134	0-1	Aguirre 16	Nimphius 10	McGee 25	13,512
2	L	5/1	Forum	101-117	0-2	Blackman 27	Ellis 8	Johnson 27	15,298
3	W	5/4	Reunion Arena	125-115	1-2	Blackman 31	Cummings 14	Johnson 24	(c)17,007
4	L	5/6	Reunion Arena	115-122 (OT)	1-3	Aguirre 34	MA/JV 7	Abdul-Jabbar 33	(c)17,000
5	L	5/8	Forum	99-115	1-4	Blackman 25	Ellis 10	McGee 27	15,644





MISCELLANEOUS

ALL-TIME MAVERICKS TEAM PLAYOFF STATISTICS

SEASON	G	FGM	FGA	PCT	3PM	3PA	PCT	FTM	FTA	PCT	- Rebounds -			AST	PF-D	STL	TO	BLK	PTS	AVG
											OFF	DEF	TOT							
1984	10	397	901	.441	5	30	.167	218	261	.835	159	273	432	217	215-4	57	131	36	1017	101.7
1985	4	171	363	.471	9	24	.375	131	157	.834	62	107	169	98	94-2	29	61	10	482	120.5
1986	10	426	871	.489	30	58	.517	226	289	.782	139	280	419	250	215-2	66	142	31	1108	110.8
1987	4	175	356	.492	2	25	.080	114	152	.750	61	118	179	88	99-2	27	59	17	466	116.5
1988	17	730	1473	.496	25	93	.269	349	462	.755	279	482	761	411	353-4	126	253	87	1834	107.9
1990	3	115	243	.473	9	29	.310	62	81	.765	34	86	120	61	82-3	24	54	17	301	100.3
2001	10	322	808	.399	61	172	.355	217	256	.848	122	288	410	170	234-2	59	116	55	922	92.2
2002	8	318	704	.452	67	177	.379	169	202	.837	87	248	335	157	206-3	50	100	37	872	109.0
2003	20	774	1721	.450	184	463	.397	350	422	.829	223	618	841	408	486-6	121	250	103	2082	104.1
2004	5	191	482	.396	25	87	.287	91	118	.771	102	159	261	103	108-0	46	68	33	498	99.6
2005	13	495	1094	.452	86	227	.379	291	370	.786	187	378	565	227	295-5	94	171	66	1367	105.2
2006	23	831	1842	.451	110	347	.317	522	645	.809	280	701	987	351	587-6	152	295	99	2294	99.7
2007	6	205	485	.423	42	133	.316	139	180	.772	84	182	266	107	143-0	50	98	30	591	98.5
2008	5	158	394	.401	36	104	.346	118	150	.787	72	154	226	97	103-0	20	58	20	470	94.0
2009	10	356	757	.470	73	206	.354	231	284	.813	92	315	407	181	228-1	65	130	38	1016	101.6
2010	6	204	476	.429	38	116	.328	111	140	.793	72	191	263	111	135-1	45	78	30	557	92.8
2011	21	724	1572	.461	184	467	.394	431	533	.809	203	603	806	423	422-3	149	271	86	2063	98.2
2012	4	126	312	.404	32	86	.372	89	107	.832	42	120	162	62	83-0	32	58	14	373	93.3
2014	7	274	607	.451	59	157	.376	101	132	.765	82	203	285	134	142-0	46	80	29	708	101.1
2015	5	208	460	.452	38	122	.311	96	126	.762	68	169	237	106	136-1	35	71	23	550	110.0
2016	5	177	406	.436	31	107	.290	84	121	.694	46	130	176	103	120-0	30	59	12	469	93.8
2020	6	253	535	.473	81	225	.360	115	159	.723	46	213	259	129	135-0	39	76	22	702	117.0
2021	7	274	602	.455	95	245	.388	99	140	.707	72	212	284	145	142-0	39	77	15	742	106.0

ALL-TIME OPPONENTS TEAM PLAYOFF STATISTICS

SEASON	G	FGM	FGA	PCT	3PM	3PA	PCT	FTM	FTA	PCT	- Rebounds -			AST	PF-D	STL	TO	BLK	PTS	AVG
											OFF	DEF	TOT							
1984	10	461	891	.517	13	45	.289	153	212	.722	132	315	447	277	255-2	64	133	69	1088	108.8
1985	4	206	394	.523	5	20	.250	75	97	.773	70	130	200	123	120-4	31	61	20	492	123.0
1986	10	462	900	.513	18	43	.419	179	240	.746	133	284	417	288	248-1	65	120	49	1121	112.1
1987	4	188	373	.504	9	24	.375	97	126	.770	67	120	187	117	119-4	28	53	32	482	120.5
1988	17	726	1503	.483	49	137	.358	335	411	.815	253	451	704	442	381-3	128	210	78	1836	108.0
1990	3	120	261	.460	7	21	.333	82	116	.707	52	89	141	74	76-1	27	41	18	329	109.7
2001	10	354	775	.457	53	136	.390	198	274	.723	125	330	455	234	240-2	57	135	53	959	95.9
2002	8	315	683	.461	43	125	.344	197	259	.761	119	273	392	166	193-5	54	118	33	870	108.8
2003	20	746	1643	.454	132	379	.348	470	624	.753	260	668	928	462	441-6	138	274	89	2094	104.7
2004	5	186	421	.442	33	90	.367	86	121	.711	63	176	239	47.8	109-1	50	82	23	491	98.2
2005	13	507	1067	.475	106	253	.419	268	346	.775	161	388	549	250	308-5	92	182	77	1388	106.8
2006	23	801	1703	.470	122	354	.345	476	669	.712	201	679	880	371	562-9	141	330	110	2200	95.7
2007	6	220	474	.464	62	169	.367	129	176	.733	71	179	250	104	149-4	49	91	26	631	105.2
2008	5	198	408	.485	34	74	.459	84	108	.778	50	155	205	104	112-0	30	42	28	514	102.8
2009	10	374	776	.482	67	190	.353	210	285	.737	92	281	373	198	237-2	76	111	41	1025	102.5
2010	6	215	468	.459	25	78	.321	105	149	.705	67	184	251	109	119-0	37	75	19	560	93.3
2011	21	718	1606	.447	112	386	.290	394	512	.770	238	605	843	379	453-3	152	285	107	1942	92.5
2012	4	143	306	.467	32	84	.381	81	96	.844	29	128	157	70	97-2	35	51	29	399	99.8
2014	7	270	543	.497	49	128	.383	133	178	.747	62	229	291	139	137-1	50	96	25	722	103.1
2015	5	200	429	.466	46	131	.351	125	184	.679	56	174	230	117	123-0	39	72	26	571	114.2
2016	5	197	414	.476	51	140	.364	115	147	.782	68	168	236	107	112-0	38	65	23	560	112.0
2020	6	271	541	.501	84	208	.404	134	165	.812	52	226	278	127	147-1	43	72	20	760	126.7
2021	7	273	560	.488	94	252	.373	138	164	.841	62	232	294	158	144-3	48	77	35	778	111.1





TOP PERFORMANCES

Points

50	Dirk Nowitzki	vs. Phoenix	6/1/06
48	Dirk Nowitzki	vs. Oklahoma City	5/17/11
46	Luka Dončić	at L.A. Clippers	6/6/21
46	Dirk Nowitzki	vs. Portland	4/19/03
44	Luka Dončić	vs. L.A. Clippers	5/28/21
44	Dirk Nowitzki	vs. Denver	5/11/09
43	Luka Dončić	vs. L.A. Clippers (OT) [^]	8/23/20
43	Rolando Blackman	vs. Portland (2OT)	4/18/85
42	Luka Dončić	at L.A. Clippers	6/2/21
42	Luka Dončić	at L.A. Clippers [^]	8/17/20
42	Dirk Nowitzki	at Portland	4/25/03
42	Dirk Nowitzki	at San Antonio	5/14/01
41	Rolando Blackman	vs. Portland (OT)	4/20/85
40	Dirk Nowitzki	at Oklahoma City (OT)	5/23/11
40	Nick/Van Exel	at Sacramento (2OT)	5/10/03

[^]Game played in Orlando

Rebounds

21	Dirk Nowitzki	vs. San Antonio	5/19/06
20	Tyson Chandler	vs. Portland	4/25/11
20	Dirk Nowitzki	at Sacramento (2OT)	5/10/03
20	Roy Tarpley	vs. L.A. Lakers	5/27/88
20	Roy Tarpley	at L.A. Lakers	5/23/88
20	James Donaldson	at Utah	4/23/86
19	Dirk Nowitzki	vs. New Orleans	4/25/08
19	Dirk Nowitzki	vs. Phoenix	5/24/06
19	Dirk Nowitzki	vs. Sacramento	5/17/03
19	Roy Tarpley	vs. Denver	5/19/88
19	Sam Perkins	vs. Portland (OT)	4/20/85

Assists

16	Derek Harper	at L.A. Lakers	4/30/86
15	Steve Nash	vs. Sacramento	5/9/02
14	Luka Dončić	at L.A. Clippers	6/6/21
14	Luka Dončić	at L.A. Clippers	6/2/21
14	Jason Kidd	vs. Portland	4/25/11
14	Steve Nash	at Sacramento	4/29/04
14	Steve Nash	vs. San Antonio	5/12/01
13	Luka Dončić	vs. L.A. Clippers (OT) [^]	8/23/20
13	J.J. Barea	vs. Houston	4/26/15
13	Steve Nash	vs. Sacramento	5/17/03

[^]Game played in Orlando

OPPONENT TOP PERFORMANCES

Points

48	Steve Nash	Phoenix	5/15/05
45	Kawhi Leonard	L.A. Clippers	6/4/21
45	Bonzi Wells	Portland	4/23/03
43	Tony Parker	San Antonio	4/25/09
43	Dwyane Wade	at Miami (OT)	6/18/06
43	Dale Ellis	at Seattle	4/28/87
42	James Harden	Houston	4/24/15
42	Dwyane Wade	at Miami	6/13/06
42	Sleepy Floyd	Houston	4/30/88
41	Kawhi Leonard	at L.A. Clippers	5/25/21
41	Carmelo Anthony	Denver	5/11/09
41	Tim Duncan	at San Antonio (OT)	5/22/06
41	Hakeem Olajuwon	Houston	4/30/88
40	Kevin Durant	Oklahoma City	5/17/11
40	Amar'e Stoudemire	at Phoenix	5/9/05
40	Tim Duncan	at San Antonio	5/19/03
40	Hakeem Olajuwon	at Houston	5/5/88

Rebounds

26	Dwight Howard	Houston	4/24/15
26	Hakeem Olajuwon	Houston	4/30/88
24	Tim Duncan	San Antonio	5/23/03
22	Tim Duncan	at San Antonio	5/7/01
21	Kevin Garnett	Minnesota	4/21/02
20	Tim Duncan	San Antonio	5/25/03
20	Tim Duncan	at San Antonio	5/14/01
20	Sam Bowie	Portland (OT)	4/20/85

Assists

20	Magic Johnson	at L.A. Lakers	5/31/88
19	Magic Johnson	at L.A. Lakers	5/25/88
18	John Stockton	at Utah	4/21/01
17	Chris Paul	at New Orleans	4/22/08
17	Steve Nash	Phoenix	5/13/05
17	Magic Johnson	L.A. Lakers	5/8/86
16	Steve Nash	Phoenix	5/24/06
16	Magic Johnson	L.A. Lakers (OT)	5/6/84

MAVS LEADERS

Points

Dirk Nowitzki	3,663
Jason Terry	1,466
Rolando Blackman	1,039
Mark Aguirre	1,035
Michael Finley	995

Points Per Game (Min. 5 GP)

LUKA DONČIĆ	33.5
Dirk Nowitzki	25.3
Mark Aguirre	23.0
Monta Ellis	22.8
Rolando Blackman	21.6

current players in CAPS

Field Goals

Dirk Nowitzki	1,220
Jason Terry	532
Mark Aguirre	415
Rolando Blackman	409
Michael Finley	363

Field Goal Attempts

Dirk Nowitzki	2,642
Jason Terry	1,188
Michael Finley	870
Mark Aguirre	843
Rolando Blackman	822

Field Goal Percentage (Min. 100 Attempts)

James Donaldson	(117-170)	.688
Tyson Chandler	(76-127)	.598
Erick Dampier	(105-194)	.541
Brad Davis	(125-236)	.530
Roy Tarpley	(171-335)	.510

3-Point Field Goals

Jason Terry	167
Dirk Nowitzki	149
Michael Finley	109
Jason Kidd	88
Steve Nash	79

3-Point Field Goal Attempts

Jason Terry	424
Dirk Nowitzki	408
Michael Finley	285
Jason Kidd	229
Steve Nash	176

3-Point Field Goal Percentage (Min. 30 Attempts)

Steve Nash	(79-176)	.449
Vince Carter	(18-41)	.439
Brad Davis	(14-32)	.438
DORIAN FINNEY-SMITH	(27-67)	.403
Jason Terry	(167-424)	.394





current players in CAPS

Free Throws

Dirk Nowitzki	1,074
Jason Terry	235
Rolando Blackman	218
Josh Howard	208
Mark Aguirre	189

Free Throw Attempts

Dirk Nowitzki	1,204
Jason Terry	284
Josh Howard	266
Mark Aguirre	260
Rolando Blackman	250

Free Throw Percentage (Min. 75 Attempts)

Steve Nash	(127-141)	.901
Dirk Nowitzki	(1,074-1,204)	.892
Rolando Blackman	(218-250)	.872
Jay Vincent	(108-125)	.864
Michael Finley	(160-188)	.851

Offensive Rebounds

Dirk Nowitzki	212
Erick Dampier	170
Josh Howard	128
Roy Tarpley	115
Sam Perkins	107

Defensive Rebounds

Dirk Nowitzki	1,234
Josh Howard	316
Michael Finley	220
Jason Kidd	215
James Donaldson	211

Rebounds

Dirk Nowitzki	1,446
Josh Howard	444
Erick Dampier	356
Roy Tarpley	307
Sam Perkins	302

Rebounds Per Game (Min. 5 GP)

Roy Tarpley	12.8
Antoine Walker	10.0
Dirk Nowitzki	10.0
Tyson Chandler	9.5
James Donaldson	9.0

Assists

Dirk Nowitzki	360
Steve Nash	324
Jason Kidd	312
Jason Terry	302
Derek Harper	295

Assists Per Game (Min. 5 GP)

LUKA DONČIĆ	9.5
Steve Nash	7.5
Jason Kidd	6.8
Derek Harper	6.1
Jose Calderon	4.4

current players in CAPS

Steals

Dirk Nowitzki	149
Jason Kidd	95
Jason Terry	87
Derek Harper	83
Michael Finley	71

Blocks

Dirk Nowitzki	129
Raef LaFrentz	65
Erick Dampier	59
Shawn Bradley	47
Roy Tarpley	43

Turnovers

Dirk Nowitzki	328
Jason Terry	158
Josh Howard	129
Steve Nash	118
Mark Aguirre	115

Fouls

Dirk Nowitzki	407
Josh Howard	213
Erick Dampier	213
Jason Terry	199
Mark Aguirre	142

Disqualifications

Erick Dampier	5
Mark Aguirre	5
Raef LaFrentz	5
Josh Howard	4
Sam Perkins	4
Roy Tarpley	4

Games

Dirk Nowitzki	145
Jason Terry	87
Josh Howard	62
Erick Dampier	57
Michael Finley	56

Starts

Dirk Nowitzki	145
Josh Howard	57
Michael Finley	56
Rolando Blackman	48
Jason Terry	46

Minutes

Dirk Nowitzki	5,895
Jason Terry	3,076
Michael Finley	2,316
Josh Howard	2,052
Rolando Blackman	1,889

INDIVIDUAL RECORDS**Points**

7-Game Series	250	Luka Dončić vs. L.A. Clippers (35.7)	2021
6-Game Series	186	Luka Dončić vs. L.A. Clippers (31.0)	2020
5-Game Series	172	Dirk Nowitzki vs. Denver (34.4)	2009
4-Game Series	131	Rolando Blackman vs. Portland (32.8)	1985
3-Game Series	100	Dirk Nowitzki vs. Minnesota (33.3)	2002
Game	50	Dirk Nowitzki vs. Phoenix	6/1/06
Half	35	Rolando Blackman vs. Portland (2nd)	4/20/85
Period	27	Mark Aguirre at Houston (3rd)	5/5/88
Overtime	9	Rolando Blackman vs. Portland (1st)	4/20/85

Field Goals

7-Game Series	96	LukaDončić vs. L.A. Clippers (96-196)	2021
6-Game Series	71	Mark Aguirre vs. L.A. Lakers (71-138)	1986
5-Game Series	55	Dirk Nowitzki vs. Denver (55-103)	2009
4-Game Series	47	Rolando Blackman vs. Portland (47-92)	1985
3-Game Series	30	Dirk Nowitzki vs. Minnesota (30-57)	2002
Game	19	Rolando Blackman vs. Portland (2OT) (19-33)	4/18/85
	19	Mark Aguirre vs. L.A.Lakers (19-30)	5/4/86
Half	15	Rolando Blackman vs. Portland (2nd) (15-20)	4/20/85
Period	10	Mark Aguirre vs. L.A. Lakers (1st)(10-13)	5/4/86
Overtime	4	Rolando Blackman vs. Portland (1st) (4-5)	4/20/85

Field Goal Attempts

7-Game Series	196	LukaDončić vs. L.A. Clippers (96-196)	2021
6-Game Series	138	Mark Aguirre vs. L.A. Lakers (71-138)	1986
5-Game Series	111	Monta Ellis vs. Houston (52-111)	2015
4-Game Series	92	Rolando Blackman vs. Portland (47-92)	1985
3-Game Series	57	Dirk Nowitzki vs. Minnesota (30-57)	2002
Game (2OT)	33	Rolando Blackman vs. Portland (2OT) (19-33)	4/18/85
Game (OT)	31	Luka Dončić vs. L.A. Clippers (OT) (18-31)^	8/23/20
Game	37	LukaDončić vs. L.A.Clippers(17-37)	6/2/21





Half	20	Rolando Blackman vs. Portland (2nd) (15-20) (includes OT)	4/20/85
	20	Rolando Blackman vs. Portland (2nd) (14-20) (includes 2OT)	4/18/85
Period	13	Mark Aguirre vs. L.A. Lakers (1st) (10-13)	5/4/86
Overtime	6	Jason Terry vs. San Antonio (1st) (2-6)	5/15/06
	6	Rolando Blackman vs. Portland (2nd) (3-6)	4/18/85

^Game played in Orlando

Field Goal Percentage

7-Game Series	.875	Dwight Powell vs. L.A. Clippers (7-8)	2021
6-Game Series	.781	James Donaldson vs. L.A. Lakers (25-32)	1986
5-Game Series	.682	Erick Dampier vs. San Antonio (15-22)	2009
4-Game Series	.731	James Donaldson vs. Houston (19-26)	1988
3-Game Series	.692	James Donaldson vs. Portland (9-13)	1990
Game	1.000	Several times. Most made without a miss:	
	8	Brad Davis at Utah	4/25/86
Half	1.000	Several times. Most made without a miss:	
	8	Devin Harris vs. Phoenix	5/24/06
Period	1.000	Several times. Most without a miss:	
	6	Five times. Most recently: Devin Harris vs. Phoenix (3rd)	5/24/06

3-Point Field Goals

7-Game Series	31	LukaDončić vs. L.A. Clippers (31-76)	2021
6-Game Series	19	Tim Hardaway Jr. vs. L.A. Clippers (19-54)	2020
5-Game Series	14	Jason Terry vs. New Orleans (14-32)	2008
4-Game Series	13	Jason Terry vs. L.A. Lakers (13-19)	2011
3-Game Series	8	Dirk Nowitzki vs. Minnesota (8-11)	2002
	8	Steve Nash vs. Minnesota (8-18)	2002
Game	9	Jason Terry vs. L.A. Lakers (9-10)	5/8/11
Half	6	Jason Terry vs. L.A. Lakers (1st) (6-7)	5/8/11
Period	5	LukaDončić vs. L.A. Clippers (1st) (5-6)	6/2/21
	5	Jason Terry vs. L.A. Lakers (2nd) (5-6)	5/8/11
Overtime	2	Jason Terry vs. Phoenix (1st) (2-3)	5/20/05

3-Point Field Goal Attempts

7-Game Series	76	LukaDončić vs. L.A. Clippers (31-76)	2021
6-Game Series	54	Tim Hardaway Jr. vs. L.A. Clippers (19-54)	2020
5-Game Series	35	Wesley Matthews vs. Oklahoma City (10-35)	2016
	35	Dirk Nowitzki vs. Utah (12-35)	2001
4-Game Series	26	Jason Kidd vs. Oklahoma City (9-26)	2012
3-Game Series	18	Steve Nash vs. Minnesota (8-18)	2002
Game	13	LukaDončić vs. L.A. Clippers (7-13)	5/28/21
	13	LukaDončić at L.A. Clippers (5-13)	5/25/21
Half	8	LukaDončić at L.A. Clippers (2nd) (2-8)	5/25/21
	8	Michael Finley at Houston (2nd) (2-8)	5/5/05
	8	Nick Van Exel at Sacramento (2nd) (2-8)	5/15/03
Period	6	LukaDončić at L.A. Clippers (5-6)	6/2/21
	6	Jason Terry vs. L.A. Lakers (2nd) (5-6)	5/8/11
Overtime	3	Jason Terry vs. Phoenix(1st) (2-3)	5/20/05

3-Point Field Goal Percentage

7-Game Series	.606	Jason Terry vs. Houston (20-33)	2005
6-Game Series	.750	Austin Croshere vs. Golden State (3-4)	2007
5-Game Series	1.000	Jose Juan Barea vs. New Orleans (2-2)	2008
4-Game Series	.727	Dirk Nowitzki vs. L.A. Lakers (8-11)	2011
3-Game Series	.727	Dirk Nowitzki vs. Minnesota (8-11)	2002
Game	1.000	Several times. Most made without a miss:	
	6	Peja Stojakovic vs. L.A. Lakers	5/8/11
Half	1.000	Several times. Most made without a miss:	
	4	Michael Finley at Phoenix(2nd)	5/11/05
	4	Dirk Nowitzki vs. Sacramento (1st)	5/8/03
Period	1.000	Several times. Most made without a miss:	
	3	Dorian Finney-Smith vs. L.A. Clippers (3rd)	6/4/21
	3	LukaDončić at L.A. Clippers (2nd)	5/22/21
	3	Deron Williams at Oklahoma City (1st)	4/18/16
	3	Jason Kidd vs. Oklahoma City (3rd)	5/5/12
	3	Jason Terry vs. L.A. Lakers (3rd)	5/8/11
	3	Jason Terry at Portland (3rd)	4/21/11
	3	Jerry Stackhouse vs. Miami (2nd)	6/11/06
	3	Michael Finley vs. Houston (1st)	5/7/05
	3	Dirk Nowitzki vs. Sacramento (1st)	5/8/03
	3	Dirk Nowitzki at Portland (4th)	4/25/03

	3	Dirk Nowitzki vs. Minnesota (4th)	4/24/02
Overtime	1.000	Six times. Most made without a miss:	
	1	Most recently: Trey Burke vs. L.A. Clippers (1st)^	8/23/20

^Game played in Orlando

Free Throws

7-Game Series	73	Dirk Nowitzki vs. San Antonio (73-80)	2006
6-Game Series	56	Dirk Nowitzki vs. Portland (56-63)	2011
5-Game Series	59	Dirk Nowitzki vs. Oklahoma City (59-61)	2011
4-Game Series	38	Dirk Nowitzki vs. Oklahoma City (38-42)	2012
3-Game Series	32	Dirk Nowitzki vs. Minnesota (32-36)	2002
Game	24	Dirk Nowitzki vs. Oklahoma City (24-24)	5/17/11
Half	19	Dirk Nowitzki vs. Oklahoma City (2nd) (19-19)	5/17/11
Period	13	Dirk Nowitzki vs. Oklahoma City (3rd) (13-13)	5/17/11
	13	Dirk Nowitzki vs. Portland (4th) (13-13)	4/16/11
Overtime	4	Jason Terry at San Antonio (1st) (4-4)	5/22/06

Free Throw Attempts

7-Game Series	80	Dirk Nowitzki vs. San Antonio (73-80)	2006
6-Game Series	64	Luka Dončić vs. L.A. Clippers (42-64)	2020
5-Game Series	62	Dirk Nowitzki vs. Denver (57-62)	2009
4-Game Series	42	Dirk Nowitzki vs. Oklahoma City (38-42)	2012
3-Game Series	36	Dirk Nowitzki vs. Minnesota (32-36)	2002
Game	24	Dirk Nowitzki vs. Oklahoma City (24-24)	5/17/11
	24	Dirk Nowitzki vs. San Antonio (21-24)	5/13/06
Half	19	Dirk Nowitzki vs. Oklahoma City (2nd) (19-19)	5/17/11
Period	13	Dirk Nowitzki vs. Oklahoma City (3rd) (13-13)	5/17/11
	13	Dirk Nowitzki vs. Portland (4th) (13-13)	4/16/11
Overtime	4	Jason Terry at San Antonio (1st) (4-4)	5/22/06
	4	Jay Vincent vs. Seattle (1st) (2-4)	4/26/84

Free Throw Percentage

7-Game Series	.944	Jason Terry vs. San Antonio (17-18)	2006
6-Game Series	1.000	Several times. Most made without a miss:	
	32	Michael Finley vs. San Antonio	2003
5-Game Series	1.000	Several times. Most made without a miss:	
	9	Pat Cummings vs. Seattle	1984
4-Game Series	1.000	Several times. Most made without a miss:	
	13	Brad Davis vs. Houston	1988
3-Game Series	1.000	Steve Nash vs. Minnesota (17-17)	2002
	1.000	Rolando Blackman vs. Portland (10-10)	1990
Game	1.000	Several times. Most made without a miss:	
	24	Dirk Nowitzki vs. Oklahoma City	5/17/11
Half	1.000	Several times. Most made without a miss:	
	19	Dirk Nowitzki vs. Oklahoma City (2nd)	5/17/11
Period	1.000	Several times. Most made without a miss:	
	13	Dirk Nowitzki vs. Portland (4th)	4/16/11
	13	Dirk Nowitzki vs. Oklahoma City (3rd)	5/17/01
Overtime	1.000	Several times. Most made without a miss:	
	4	Jason Terry at San Antonio (1st)	5/22/06

Offensive Rebounds

7-Game Series	44	Roy Tarpley vs. L.A. Lakers	1988
6-Game Series	31	Roy Tarpley vs. Denver	1988
5-Game Series	27	Tyson Chandler vs. Houston	2015
4-Game Series	19	Erick Dampier vs. Memphis	2006
3-Game Series	10	Sam Perkins vs. Portland	1990
Game	13	Tyson Chandler vs. Portland	4/25/11
Half	7	Tyson Chandler vs. Portland (2nd)	4/25/11
	7	Roy Tarpley vs. L.A. Lakers (1st)	5/27/88
Period	6	Roy Tarpley vs. L.A. Lakers (2nd)	5/27/88
	2	Erick Dampier vs. San Antonio (1st)	5/15/06
Overtime	2	Sam Perkins vs. Portland (1st)	4/18/85

Defensive Rebounds

7-Game Series	91	Dirk Nowitzki vs. Sacramento	2003
6-Game Series	60	Dirk Nowitzki vs. Phoenix	2006
5-Game Series	50	Dirk Nowitzki vs. New Orleans	2008
4-Game Series	37	James Donaldson vs. Utah	1986
3-Game Series	42	Dirk Nowitzki vs. Minnesota	2002
Game	19	Dirk Nowitzki vs. San Antonio	5/19/06
Half	12	Dirk Nowitzki vs. San Antonio (2nd)	4/30/14
Period	9	James Donaldson vs. L.A. Lakers (3rd)	5/8/86





	9	Sam Perkins vs. Portland (1st)	4/20/85
Overtime	3	Jason Kidd at Oklahoma City (1st)	5/23/11
	3	Jay Vincent vs. Seattle (1st)	4/26/84

Rebounds

7-Game Series	100	Dirk Nowitzki vs. Sacramento	2003
6-Game Series	85	Roy Tarpley vs. Denver	1988
5-Game Series	60	Dirk Nowitzki vs. New Orleans	2008
4-Game Series	51	Sam Perkins vs. Portland	1985
3-Game Series	47	Dirk Nowitzki vs. Minnesota	2002
Game	21	Dirk Nowitzki vs. San Antonio	5/19/06
Half	14	Mark Aguirre vs. Seattle	4/19/84
Period	9	Four times. Most recently:	
		Dirk Nowitzki vs. San Antonio (3rd)	5/19/06
Overtime		Four times. Most recently:	
	3	Jason Kidd at Oklahoma City (1st)	5/23/11

Assists

7-Game Series	72	LukaDončić vs. L.A. Clippers	2021
6-Game Series	53	Derek Harper vs. L.A. Lakers	1986
5-Game Series	45	Steve Nash vs. Sacramento	2004
4-Game Series	33	Jason Kidd vs. L.A. Lakers	2011
3-Game Series	27	Steve Nash vs. Minnesota	2002
Game	16	Derek Harper at L.A. Lakers	4/30/86
Half	9	Jason Kidd vs. San Antonio (2nd)	4/18/10
	9	Steve Nash vs. Minnesota (2nd)	4/24/02
	9	Derek Harper at L.A. Lakers (2nd)	4/30/86
Period	7	Zaza Pachulia at Oklahoma City (2nd)	4/25/16
	7	Steve Nash vs. San Antonio (1st)	5/12/01
Overtime	2	Steve Nash at Sacramento (2nd)	5/10/03
	2	Steve Nash at Sacramento (1st)	5/10/03
	2	Rolando Blackman vs. Seattle (1st)	4/26/84

Steals

7-Game Series	12	Derek Harper vs. L.A. Lakers	1988
	12	DeJuan Blair vs. San Antonio	2014
6-Game Series	16	Derek Harper vs. L.A. Lakers	1986
5-Game Series	17	Jason Kidd vs. Oklahoma City	2011
4-Game Series	12	Jason Kidd vs. Oklahoma City	2012
3-Game Series	9	Dirk Nowitzki vs. Minnesota	2002
Game	7	Jason Kidd at Oklahoma City	4/28/12
	7	Derek Harper at L.A. Lakers	4/30/86
Half	5	Four times. Most recently:	
		Jason Kidd at Oklahoma City (2nd)	4/28/12
Period	4	Dirk Nowitzki vs. Houston (3rd)	5/2/05
Overtime	2	Jay Vincent vs. Portland (1st)	4/20/85

Blocks

7-Game Series	18	Raef LaFrentz vs. Sacramento	2003
6-Game Series	16	Raef LaFrentz vs. San Antonio	2003
5-Game Series	15	Raef LaFrentz vs. Sacramento	2002
	15	Shawn Bradley vs. San Antonio	2001
	15	Shawn Bradley vs. Utah	2001
4-Game Series	9	Erick Dampier vs. Memphis	2006
3-Game Series	10	Roy Tarpley vs. Portland	1990
Game	6	Four times. Most recently:	
		Raef LaFrentz at Sacramento	5/15/03
Half	6	Shawn Bradley at San Antonio (1st)	5/5/01
Period	5	Shawn Bradley at San Antonio (1st)	5/5/01
Overtime	2	Kurt Nimphius vs. Seattle (1st)	4/26/84

Turnovers

7-Game Series	32	Luka Dončić vs. L.A. Clippers	2021
6-Game Series	31	Luka Dončić vs. L.A. Clippers	2020
5-Game Series	22	Steve Nash vs. Sacramento	2002
4-Game Series	15	Jason Kidd vs. L.A. Lakers	2011
	15	Mark Aguirre vs. Portland	1985
3-Game Series	13	Rolando Blackman vs. Portland	1990
Game	11	Luka Dončić at L.A. Clippers ^A	8/17/20
Half	7	Luka Dončić at L.A. Clippers (1st) ^A	8/17/20
Period	5	Luka Dončić at L.A. Clippers (1st) ^A	8/17/20
	5	Jason Kidd at L.A. Lakers (3rd)	5/2/11
Overtime	2	Devin Harris vs. San Antonio (1st)	5/15/06

^AGame played in Orlando

Fouls

7-Game Series	35	Erick Dampier vs. San Antonio	2006
	35	Josh Howard vs. Houston	2005
6-Game Series	29	Raef LaFrentz vs. San Antonio	2003
5-Game Series	24	Raef LaFrentz vs. Sacramento	2002
4-Game Series	21	Roy Tarpley vs. Houston	1988
3-Game Series	17	Sam Perkins vs. Portland	1990
Game	6	Several times. Most recently:	
		Al-Farqou Aminu at Houston	4/28/15
Half	6	Several times	
Period	5	Three times. Most recently:	
		Dirk Nowitzki vs. Minnesota (4th)	4/24/02
Overtime	3	Devin Harris at Miami (1st)	6/18/06
	3	Dirk Nowitzki vs. Phoenix(1st)	5/20/05

Disqualifications

7-Game Series	3	Josh Howard vs. Houston	2005
6-Game Series	2	Roy Tarpley vs. Denver	1988
5-Game Series	2	Mark Aguirre vs. Seattle	1984
4-Game Series	1	Several times. Most recently:	
		Roy Tarpley vs. Houston	1988
3-Game Series	2	Sam Perkins vs. Portland	1990

Minutes

7-Game Series	310	Dirk Nowitzki vs. San Antonio	2006
6-Game Series	275	Michael Finley vs. San Antonio	2003
5-Game Series	234	Michael Finley vs. Sacramento	2002
4-Game Series	169	Rolando Blackman vs. Portland	1985
	169	Sam Perkins vs. Portland	1985
3-Game Series	139	Michael Finley vs. Minnesota	2002
Game (REG)	48	Several times. Most recently:	
		Dirk Nowitzki at New Orleans	4/29/08
Game (OT)	52	Michael Finley vs. Sacramento	5/11/02
Game (2OT)	58	Dirk Nowitzki at Sacramento	5/10/03

TEAM HIGHS

Points

7-Game Series	802	vs. Sacramento (114.6)	2003
6-Game Series	702	vs. L.A. Clippers (117.0)	2020
5-Game Series	550	vs. Houston (110.0)	2015
4-Game Series	482	vs. Portland (120.5)	1985
3-Game Series	338	vs. Minnesota (112.7)	2002
Game	151	vs. Seattle (129)	4/23/87
1st Half	83	vs. Sacramento (61)	5/8/03
2nd Half	74	vs. Seattle (70)	4/23/87
1st Period	45	vs. L.A. Lakers (33)	5/4/86
2nd Period	41	vs. Sacramento (28)	5/9/02
3rd Period	43	vs. Seattle (29)	4/23/87
4th Period	43	vs. Houston (37)	4/28/88
Overtime	18	at Memphis (13) (1st)	4/29/06
	18	vs. Portland (10) (2nd)	4/18/85

Field Goals

59	vs. Seattle (59-99)	4/23/87
----	---------------------	---------

Field Goal Attempts

112	vs. Portland (2OT) (54-112)	4/18/85
105	at Seattle (39-105)	4/30/87

Field Goal Percentage

.603	vs. L.A. Lakers (44-73)	5/8/11
------	-------------------------	--------

3-Point Field Goals

20	vs. LA Clippers (20-39)	5/28/21
20	vs. L.A. Lakers (20-32)	5/8/11

3-Point Field Goal Attempts

43	vs. L.A. Clippers (17-43) ^A	8/21/20
43	at L.A. Clippers (15-43) ^A	8/17/20

^AGame played in Orlando

3-Point Field Goal Percentage

1.000	vs. L.A. Lakers (5-5)	5/4/86
1.000	at Utah (5-5)	4/25/86

Free Throws

49	at San Antonio (49-50)	5/19/03
----	------------------------	---------

Consecutive Free Throws

51	Last 49 at San Antonio 5/19/03; first 2 at San Antonio 5/21/03	
----	--	--





Free Throw Attempts

55 at Portland (48-55)	4/25/85
------------------------	---------

Free Throw Percentage

1.000 Five times. Most recently: at Portland (10-10)	4/23/11
Most without a miss: 24 vs. Seattle	4/19/84

Offensive Rebounds

26 at Seattle	4/30/87
---------------	---------

Defensive Rebounds

46 vs. San Antonio	4/23/09
--------------------	---------

Rebounds

58 vs. Sacramento	5/13/03
-------------------	---------

Assists

36 Several times. Most recently: vs. Denver	5/15/88
--	---------

Steals

19 vs. Sacramento	4/24/04
-------------------	---------

Blocks

11 at Sacramento	4/18/04
11 vs. Sacramento	5/13/03

Turnovers

21 at L.A. Clippers^	8/17/20
----------------------	---------

^Game played in Orlando

Fouls

38 at Miami (OT)	6/18/06
36 at San Antonio	5/19/03

Disqualifications

3 at San Antonio (OT)	5/22/06
2 Six times. Most recently: at Houston	5/5/05

TEAM LOWS

Points

7-Game Series	702	vs. Houston (100.3)	2005
	702	vs. Portland (100.3)	2003
6-Game Series	551	vs. Miami (91.8)	2006
5-Game Series	453	vs. San Antonio (90.6)	2001
4-Game Series	393	vs. Memphis (98.2)	2006
3-Game Series	301	vs. Portland (100.3)	1990
Game	70	at Oklahoma City (108)	4/16/16
1st Half	33	at Oklahoma City (59)	4/16/16
	33	at Utah (48)	5/3/01
2nd Half	27	at Portland (49)	4/27/03
1st Period	8	at San Antonio (22)	4/29/10
2nd Period	13	vs. San Antonio (32)	4/28/14
3rd Period	10	at Portland (33)	4/27/03
4th Period	7	at Miami (20)	6/15/06
Overtime	4	vs. Sacramento (6) (1st)	5/11/02

Field Goals

24 vs. Houston (24-68)	4/23/05
------------------------	---------

Field Goal Attempts

66 vs. Portland (27-66)	4/16/11
66 vs. San Antonio (32-66)	5/13/06

Field Goal Percentage

.298 at Oklahoma City (25-84)	4/16/16
-------------------------------	---------

3-Point Field Goals

0 Several times. Most recently: at San Antonio (0-11)	5/14/01
--	---------

3-Point Field Goal Attempts

0 at Seattle	4/24/84
--------------	---------

3-Point Field Goal Percentage

.000 Several times. Most attempted without a make: 11 at San Antonio	5/14/01
---	---------

Free Throws

4 vs. San Antonio (4-6)	5/23/03
-------------------------	---------

Free Throw Attempts

6 vs. San Antonio (4-6)	5/23/03
-------------------------	---------

Free Throw Percentage

.429 vs. Houston (9-21)	4/26/15
-------------------------	---------

Offensive Rebounds

4 at L.A. Clippers	5/25/21
4 vs. Miami	6/9/11
4 vs. Minnesota	4/21/02

Defensive Rebounds

15 at Portland	5/2/03
----------------	--------

Rebounds

26 vs. Miami	6/9/11
--------------	--------

Assists

8 at San Antonio	5/7/06
------------------	--------

Steals

1 vs. Denver	5/9/09
1 at Utah	4/24/01
1 at Seattle	4/24/84

Blocks

0 at Oklahoma City	4/16/16
0 at Miami (OT)	6/18/06
0 vs. Portland	4/23/03
0 vs. L.A. Lakers	5/8/86

Turnovers

6 Five times. Most recently: vs. Portland	4/19/11
--	---------

Fouls

12 vs. Phoenix	5/26/06
----------------	---------

OPPONENT PLAYER HIGHS

Points

48 Steve Nash, Phoenix	5/15/05
------------------------	---------

Field Goals

20 Steve Nash, Phoenix (20-28)	5/15/05
--------------------------------	---------

Field Goal Attempts

33 Kevin Durant, at Oklahoma City (7-33)	4/18/16
--	---------

Field Goal Percentage

1.000 Several times. Most made without a miss: 9 Bob Hansen, at Utah	4/25/86
---	---------

3-Point Field Goals

7 Marcus Morris, at L.A. Clippers (7-9)	6/6/21
7 Stephen Jackson, at Golden State (7-8)	5/3/07

3-Point Field Goal Attempts

12 Reggie Jackson, at L.A. Clippers (6-12)	6/2/21
--	--------

3-Point Field Goal Percentage

1.000 Most made without a miss: 5 Michael Finley, at San Antonio	4/18/09
5 Mike Bibby, Sacramento	5/9/02

Free Throws

21 Dwyane Wade, at Miami (OT) (21-25)	6/18/06
18 Kevin Durant, Oklahoma City (18-19)	5/17/11

Free Throw Attempts

25 Dwyane Wade, at Miami (OT) (21-25)	6/18/06
21 Dwyane Wade, Miami (16-21)	6/20/06

Free Throw Percentage

1.000 Several times. Most made without a miss: 13 James Harden, at Houston	4/21/15
---	---------

Offensive Rebounds

11 Dwight Howard, Houston	4/24/15
---------------------------	---------

Defensive Rebounds

19 Hakeem Olajuwon, Houston	4/30/88
-----------------------------	---------

Rebounds

26 Dwight Howard, Houston	4/24/15
26 Hakeem Olajuwon, Houston	4/30/88

Assists

20 Magic Johnson, at L.A. Lakers	5/31/88
----------------------------------	---------

Steals

6 Manu Ginobili, at San Antonio	5/4/14
6 Doug Christie, Sacramento (OT)	5/11/02

Blocks

7 Clemon Johnson, at Seattle	4/30/87
7 Mark Eaton, Utah	4/20/86





Turnovers

9	Kevin Durant, at Oklahoma City (OT)	5/23/11
9	Steve Nash, Phoenix	5/15/05

Minutes

Game (REG)	48	Shawn Marion, at Phoenix	5/18/05
	48	David Wesley, vs. Houston	5/2/05
	48	Bonzi Wells, at Portland	4/27/03
Game (OT)	52	Quentin Richardson, Phoenix	5/20/05
Game (2OT)	56	Peja Stojakovic, at Sacramento	5/10/03

TEAM OPPONENT HIGHS

Points

7-Game Series	778	L.A. Clippers (106.0)	2021
6-Game Series	760	L.A. Clippers (126.7)	2020
5-Game Series	603	L.A. Lakers (120.6)	1984
4-Game Series	492	Portland (123.0)	1985
3-Game Series	329	Portland (109.7)	1990
Game	154	at L.A. Clippers (Dallas 111) [^]	8/25/20
1st Half	76	at L.A. Clippers (Dallas 52) [^]	8/25/20
2nd Half	78	at L.A. Clippers (Dallas 49) [^]	8/25/20
1st Period	42	Houston (36)	4/24/15
2nd Period	45	L.A. Clippers (Dallas 31) [^]	8/21/20
3rd Period	39	Oklahoma City (Dallas 30)	4/21/16
	39	at L.A. Lakers (Dallas 25)	5/8/84
4th Period	43	at L.A. Clippers (Dallas 25) [^]	8/25/20
Overtime	19	Phoenix (Dallas 15) (1st)	5/20/05

[^]Game played in Orlando

Field Goals

57	Portland (57-102) (2OT)	4/18/85
53	at L.A. Clippers (53-84) [^]	8/25/20

[^]Game played in Orlando

Field Goal Attempts

108	at Sacramento (2OT) (52-108)	5/10/03
107	Seattle (52-107)	4/23/87

Field Goal Percentage

.631	at L.A. Clippers (53-84) [^]	8/25/20
------	---------------------------------------	---------

[^]Game played in Orlando

3-Point Field Goals

22	at L.A. Clippers (22-35) [^]	8/25/20
----	---------------------------------------	---------

[^]Game played in Orlando

3-Point Field Goal Attempts

43	at L.A. Clippers (20-43)	6/6/21
----	--------------------------	--------

3-Point Field Goal Percentage

1.000	at Utah (1-1)	4/23/86
	at L.A. Lakers (2-2)	4/28/84
	at Seattle (1-1)	4/19/84

Free Throws

40	at Utah (40-45)	4/24/01
----	-----------------	---------

Free Throw Attempts

49	at Miami (32-49) (OT)	6/18/06
48	at San Antonio (31-48)	5/19/03

Free Throw Percentage

1.000	at L.A. Clippers (24-24)	6/6/21
1.000	New Orleans (13-13)	4/25/08

Offensive Rebounds

25	Seattle	4/23/87
----	---------	---------

Defensive Rebounds

44	at L.A. Clippers	5/30/21
44	L.A. Clippers [^]	8/30/20
44	Sacramento	4/26/04
44	at Sacramento (2OT)	5/10/03

[^]Game played in Orlando

Rebounds

68	Sacramento	4/26/04
----	------------	---------

Assists

38	at L.A. Lakers	5/25/88
----	----------------	---------

Steals

15	at Miami	6/2/11
15	at Denver	5/3/09

Blocks

13	at L.A. Lakers	5/8/84
----	----------------	--------

Turnovers

26	Sacramento	4/24/04
----	------------	---------

Fouls

37	at Utah	4/24/01
37	at Portland	4/25/85

TEAM OPPONENT LOWS

Points

7-Game Series	683	Houston (97.6)	2005
6-Game Series	529	Portland (88.2)	2011
5-Game Series	448	Utah (89.6)	2001
4-Game Series	337	Memphis (84.2)	2006
3-Game Series	306	Minnesota (102.0)	2002
Game	67	San Antonio (Dallas 88)	4/23/09
1st Half	30	San Antonio (Dallas 46)	4/23/09
2nd Half	30	at Memphis (Dallas 38)	4/29/06
1st Period	11	at Portland (Dallas 16)	4/23/11
2nd Period	12	Memphis (Dallas 24)	4/26/06
3rd Period	10	Sacramento (Dallas 29)	5/13/03
4th Period	10	at San Antonio (Dallas 29)	5/27/03
Overtime	4	at Oklahoma City (Dallas 11) (1st)	5/23/11

Field Goals

25	San Antonio (25-78)	4/23/09
----	---------------------	---------

Field Goal Attempts

61	Memphis (28-61)	4/26/06
----	-----------------	---------

Field Goal Percentage

.321	San Antonio (25-78)	4/23/09
------	---------------------	---------

Free Throws

7	Miami (7-19)	6/8/06
7	Seattle (OT) (7-10)	4/26/84

Free Throw Attempts

10	Seattle (OT) (7-10)	4/26/84
----	---------------------	---------

Free Throw Percentage

.368	Miami (7-19)	6/8/06
------	--------------	--------

Offensive Rebounds

4	at New Orleans	4/22/08
4	San Antonio	5/19/06

Defensive Rebounds

20	Several times. Most recently: Houston	5/7/05
----	--	--------

Rebounds

28	at L.A. Lakers	5/25/88
----	----------------	---------

Assists

9	Golden State	4/25/07
9	at Memphis	5/1/06

Steals

0	Phoenix	5/28/06
---	---------	---------

Blocks

0	Several times. Most recently: at San Antonio	4/18/09
---	---	---------

Turnovers

6	at San Antonio	4/30/14
6	at Utah	4/23/86

Fouls

12	at L.A. Lakers	5/2/11
----	----------------	--------

LARGEST MARGINS

Biggest Wins

Margin	Opponent	Score	Date	Site
40	Houston (Game 7)	116-76	5/7/05	Dallas
36	L.A. Lakers (Game 4)	122-86	5/8/11	Dallas
30	Utah (Game 4)	107-77	5/1/01	Dallas
26	Memphis (Game 4)	102-76	5/1/06	Memphis
25	Sacramento (Game 3)	104-79	4/24/04	Dallas
22	San Antonio (Game 5)	103-81	4/27/10	Dallas
22	San Antonio (Game 2)	113-91	5/9/06	San Antonio
22	Sacramento (Game 2)	132-110	5/8/03	Dallas





22	Seattle (Game 1)	151-129	4/23/87	Dallas
21	San Antonio (Game 2)	113-92	4/23/14	San Antonio
21	San Antonio (Game 3)	88-67	4/23/09	Dallas
21	Denver (Game 4)	124-103	5/15/88	Dallas
19	Sacramento (Game 5)	112-93	5/13/03	Dallas
16	Phoenix (Game 5)	117-101	6/1/06	Dallas

Biggest Losses

Margin	Opponent	Score	Date	Site
43	L.A. Clippers (Game 5)	111-154	8/25/20	Orlando (Away)
43	L.A. Lakers (Game 1)	91-134	4/28/84	Los Angeles
38	Oklahoma City (Game 1)	70-108	4/16/16	Oklahoma City
29	Oklahoma City (Game 3)	102-131	4/21/16	Dallas

26	Seattle (Game 4)	98-124	4/30/87	Seattle
25	L.A. Clippers (Game 4)	81-106	5/30/21	Dallas
25	Golden State (Game 6)	86-111	5/3/07	Golden State
25	Phoenix (Game 1)	102-127	5/9/05	Phoenix
24	New Orleans (Game 2)	103-127	4/22/08	New Orleans
24	Miami (Game 4)	74-98	6/15/06	Miami
23	San Antonio (Game 7)	96-119	5/4/14	San Antonio
22	Portland (Game 6)	103-125	5/2/03	Portland
22	L.A. Lakers (Game 2)	101-123	5/25/88	Los Angeles
21	San Antonio (Game 2)	84-105	4/20/09	San Antonio
20	Phoenix (Game 4)	86-106	5/30/06	Phoenix






DALLAS MAVERICKS

MEDIA

MEDIA INFORMATION
BROADCAST INFORMATION
BASKETBALL COMMUNICATIONS STAFF
CORPORATE COMMUNICATIONS STAFF
BROADCASTERS
2021-22 SCHEDULE





MEDIA INFORMATION

Welcome to the 2021-22 Dallas Mavericks season. We appreciate your continued coverage of the Mavericks and your flexibility as we navigate this season together.

MEDIA CREDENTIALS

Three media credentials will be honored at American Airlines Center:

1) Mavericks season media passes; 2) Mavericks single-game passes (see note below); 3) NBA-issued season passes. Please note that no other credentials will be honored. For more information about media credentials, contact Renee Felton (renee.felton@dallasmavs.com).

MEDIA ACCESS AND SEATING

There is limited media access to the event level. There is assigned media seating on press row and on the concourse level atop section 123, with most of the media seating located in the press box. The press box can be accessed with elevator 1. The seating chart for press row and section 123 will be displayed in both areas, while the press box is open seating. For more information about media access and seating, contact Scott Tomlin (scott.tomlin@dallasmavs.com).

SINGLE-GAME CREDENTIALS

The Mavericks will issue single-game credentials on a limited basis. Media will be notified via email when single-game credentialing opens.

WE ARE PAPERLESS

The Mavs are now paperless. Please use NBAOMG.com to access the Mavs media guide, player bios, game notes, postgame notes and quotes, and stats. You will need a login to access this site. If you do not have a login, please contact Dave Maurer (dave.maurer@dallasmavs.com) for assistance.

MEDIA AVAILABILITY

Mavericks media availability will be conducted virtually. The Mavericks will make head coach Jason Kidd, Mavericks players and organizational leadership available via Zoom following home practices and gamedays and in special circumstances, including select road practices. One-on-one interview requests will be considered on a case-by-case basis. Media interested in covering the Mavericks virtually may do so regardless of their current credential status.

PHOTOGRAPHERS

Photographers may shoot from designated platforms on the concourse level atop sections 102, 103, 114, 115 and 122. There will not be designated photographer spots by outlet. Select Tier 1 media will be given access to assigned baseline photo lanes.

LIVE SHOTS

We encourage live shots on game nights. Please utilize the aforementioned photo locations to conduct live shots. The platinum level and south plaza are also open for live shots. Courtside live shots will not be permitted to start the season.

ASSISTANCE IN MEDIA SECTIONS

Gameday assistants will staff media sections should you need anything. Please feel free to utilize these individuals for help or contact a member of Mavs PR for assistance.

@MavsPR

Follow @MavsPR on Twitter for updates from our department.

We look forward to working with you. Please contact a member of Mavs PR with questions.

Scott Tomlin
Vice president
214-766-7822
scott.tomlin@dallasmavs.com

Renee Felton
Director
303-717-7749
renee.felton@dallasmavs.com

Alan Rakowski
Director
720.841.6283
alan.rakowski@dallasmavs.com

Dave Maurer
Coordinator
585.967.0896
dave.maurer@dallasmavs.com





BROADCAST INFORMATION



MAVERICKS TELEVISION

For the 21st season, Mavericks fans can watch the team at home or away on Bally Sports Southwest (formerly FOX Sports Southwest).

Mark Followill, Derek Harper and Jeff "Skin" Wade call the action. The Mavericks respected production team, led by producer Dave Keeney and director Clay Armstrong, returns for another season.

Fans can catch extended coverage on Mavericks Live, hosted by Dana Larson, the 30-minute pregame and postgame show on BSSW.

Bally Sports Southwest is widely available on providers throughout the region. Additionally, all Mavericks games on Bally Sports Southwest are streamed on the Bally Sports app and BallySports.com, for fans who sign in through their pay TV provider.

MAVERICKS RADIO

The Mavericks home on radio in the Metroplex is 97.1 the Eagle (KEGL). The Eagle will broadcast all regular season games.

Chuck Cooperstein enters his 17th season as the Mavericks radio play-by-play announcer and will be joined by Brad Davis for the call.

For the 19th consecutive season, the Mavericks will broadcast all games. Victor Villalba will call the action on ZonaMX 99.1 (KFZO).





Scott Tomlin, Vice President of Basketball Communications



Scott Tomlin is entering his 19th season with the Mavericks and his third as the team's vice president of basketball communications.

The Maysville, Kentucky, native came to Dallas after serving as the seasonal intern for the New Orleans Hornets in 2002-03 and spending the 2003 NFL season in the Denver Broncos PR department.

The 2002 graduate of the University of Kentucky holds a degree in communications with a minor in psychology. While at UK, Tomlin spent three years as a student assistant in the sports information department, where he worked with the men's basketball team and other varsity sports.

Tomlin closely follows the NFL and is an avid Cincinnati Bengals fan. He and his wife, Abby, reside in Dallas.

Alan Rakowski, Basketball Communications Director



Alan Rakowski begins his 12th season with the Mavericks and his third as basketball communications director. He came to Dallas after spending two seasons working in various capacities for the Denver Nuggets media relations department.

The 2010 graduate of Colorado State University earned a bachelor's degree in journalism with a minor in business administration. He spent his senior year at CSU working as a men's basketball student assistant in the athletic media relations department.

Rakowski has volunteered at several basketball-related events, including the NBA Summer League and the Mountain West Conference Basketball Championships.

Renee Felton, Media Relations Director



Renee Felton rejoined the Mavericks basketball communications department in late 2019 after having spent three years with the franchise from 2007-10.

Felton, who grew up in Colorado, has worked in professional, collegiate and Olympic athletics. One of the highlights of her career was managing media relations efforts for the U.S. Figure Skating Team leading up to and during the 2014 Olympic Games in Sochi, Russia.

Immediately prior to joining the Mavericks, Felton spent three years with the American Red Cross where she served on disaster relief operations in the wake of hurricanes Harvey and Florence, among other large-scale disasters. Supported by a group of dedicated volunteers, Felton oversaw communications and marketing for the organization's North Texas Region, which executes the Red Cross mission in more than 120 North Texas counties.

Felton, a graduate of Regis University, lives in Dallas with her husband, Logan.

Dave Maurer, Basketball Communications Coordinator



Dave Maurer joined the Mavericks basketball communications department at the beginning of the 2019-20 season.

A native of Rochester, New York, Maurer has served in various roles in professional athletics spanning from the NWSL, NFL and NBA. Prior to his time with the Mavericks, he worked as a communications intern for the Western New York Flash of the NWSL (2016) before transitioning into the communications manager (2016-18). He has also spent time as a media relations intern for the Buffalo Bills (2016-18) and a communications intern for the Seattle Seahawks (2018-19). Maurer is a graduate of Canisius College, where he graduated in 2018 with a degree from the sports management program.

Maurer currently resides in Dallas, and is an avid fan of the Buffalo Bills and the Buffalo Sabres.





Erin Finegold-White, Senior Vice President of Corporate Communications & Events




Erin Finegold White is entering her eighth season with the Dallas Mavericks and fourth as vice president of corporate communications and events, where she is responsible for off-court publicity for the organization including business and sponsorship news, Mavs Entertainment, Mavs Foundation, community initiatives, in-arena and web content and innovation in technology.

She also leads the Mavs events department, producing large-scale events including the Mavs Ball, Tipoff Luncheon, Pre-Game Plaza Parties and season ticket member appreciation events. In 2018, her team launched the Mavs Influencer program, creating new MFFLs through social media.

Prior to her role at the Mavericks, Finegold led communications for Red Bull Media House in the mountain and south regions, promoting athletes, artists and events, including Red Bull Air Race, Flugtag, Cliff Diving and Sound Select. She has also held marketing and communications roles at AT&T Performing Arts Center, including its Grand Opening in 2009, and Slingshot, an independent advertising agency.

Finegold has a B.A. in mass communications from the University of Denver and is the founder of BvB Dallas, a powderpuff football game and fundraiser that has raised over \$5 million for Alzheimer's research in North Texas. She and her husband, Justin, reside in Dallas with their daughter, JoJo.

Collin Kim, Corporate Communications Manager



Collin Kim serves as the corporate communications manager. Her responsibilities include enhancing the story telling of the Dallas Mavericks corporate office into the community and local and national media.

Collin has led a wide-ranging career as a project manager and story producer, spanning multiple channels and industries, including retail commercial work, cable television and award-nominated films and documentaries. Before her time with the Mavericks, Kim pivoted her storytelling abilities to the ever-evolving world of marketing, managing internal projects for big brand email campaigns.

Kim has a B.S. in radio-television-film and a B.A. in English literature from the University of Texas, is an MFFL and an avid sports fan, both on and off the court/field.

Araceli Colmenero, Corporate Communications & Events Manager



Araceli Colmenero returned to the Mavericks as the corporate communications and events manager prior to the 2021-22 season. Upon graduation from the University of Texas, Colmenero entered the Dallas sports world as a corporate communications and events intern for the Mavericks.

After her internship with the Mavericks, Colmenero joined the Dallas Cowboys as a corporate partnerships marketing & sales intern for the Cowboys 2019-20 season. As a result, she was hired as an assistant to the Jones Family in the executive office the following offseason.

While a student in Austin, Colmenero worked for The University of Texas Football Team, Texas Athletics Media Relations and Nike. Colmenero enjoys traveling and attending spin classes in her down time.





Mark Followill, Play-by-Play (BSSW)



Mark Followill enters his 17th season as the television play-by-play voice of the Mavericks. Prior to his move to television, Followill served as the radio play-by-play voice of the Mavericks on ESPN 103.3 FM for four seasons.

Followill completed his 10th season as television voice for the Metroplex's Major League Soccer franchise FC Dallas. In addition, Followill was a play-by-play announcer for FOX Sports coverage of the 2018 FIFA World Cup and broadcasts MLS and international soccer matches and college football for FOX Sports. Followill was also a soccer play-by-play announcer for NBC's coverage of the 2016 and 2020 Olympic Games. Since 2012, Followill has also been a play-by-play announcer for college football broadcasts for FOX Sports and the Big Ten Network.

Followill came to the Mavericks after having worked for seven years at KTCK in Dallas and as the fill-in radio play-by-play announcer for Mavericks broadcasts for two seasons on their sister station KLIF. Followill also served as the play-by-play voice for SMU football in 1999 and 2000 on KTCK. Prior to working at KTCK, he worked at the Texas State News Network and KTOK-AM in Oklahoma City and University of North Texas campus radio station KNTU-FM.

Followill is a graduate of the University of North Texas.

Derek Harper, Analyst (BSSW)



Derek Harper begins his 10th season as the Mavericks television analyst. Previously, Harper anchored Mavericks' pre- and post-game shows for the TXA-21.

Harper played 16 seasons in the NBA with the Mavericks, Knicks, Magic and Lakers and was originally selected by the Mavericks with their top pick (11th overall) in the 1983 NBA Draft. He led the Mavericks to the playoffs six times, including the franchise's first-ever trip to the Western Conference Finals in 1988.

To this day, Harper remains one of the most decorated Mavericks of all time and is still the franchise's leader in assists (5,111) and steals (1,551). Harper also ranks in the Top 10 in 13 other statistical categories, including points, field goals, three-point field goals, free throws, minutes and games. He became the third Maverick to have his number retired on Jan. 7, 2018, when his No. 12 jersey was hung in the rafters at American Airlines Center.

Harper hails from Elberton, Georgia, and has four children, Darius, Danielle, Dana and Daria.

Jeff "Skin" Wade, Analyst (BSSW)



Jeff "Skin" Wade is in his 13th season as television analyst after joining the broadcast midway through the 2008-09 season. His quirky personality and unique in-game observations are a nice complement to the dynamic Followill-Harper duo.

Skin can be heard weekdays from 2-5 PM on 97.1 The Eagle as half of the Ben and Skin Show with Ben Rogers. Good friends since high school, Ben and Skin came up through the DFW media ranks due in large part to their Mavs Postgame duties for KTCK starting back in 2002-03.

Skin was born and raised in the Metroplex and holds a B.A. in radio/TV/film from the University of North Texas. He and his wife, Tricia, live in Allen with their kids Maya and Desmond. He loves golf and beer and is a partner in RollerTown Beerworks in Celina, Texas. Follow him on social media @SkinWade.





Chuck Cooperstein, Play-By-Play (97.1 FM)



Chuck Cooperstein is in his 17th season as the radio play-by-play voice of the Dallas Mavericks on 97.1 The Eagle. Cooperstein has been a regular on the DFW sports scene since 1984, broadcasting at KRLD, WBAP, The Ticket and 103.3 FM ESPN.

Prior to joining the Mavericks, Cooperstein's extensive sports broadcasting background included play-by-play stints with TCU and the University of Texas football, as well as TCU, Texas A&M and SMU basketball. He has also broadcast college basketball, college football and NFL games nationally on Westwood One. Cooperstein received a Katie Award for his play-by-play expertise from the Dallas Press Club.

The Long Island native has a bachelor's degree in broadcasting from the University of Florida. He married his wife Karen, a PR/marketing and philanthropy consultant, in 2010. Together they are both engaged in philanthropy, serving as active supporters of the Mavs Foundation, Texas Scottish Rite Hospital for Children and Catholic Charities Dallas. They founded their own nonprofit, Coops' Kids Foundation, in 2017. Chuck has one son Jeffrey, who is a graduate of the University of North Texas.

Brad Davis, Radio Analyst (97.1 FM)



Brad Davis is in his 19th season supporting Mavericks player development. He has served the organization in various roles, including as a player, coach, community service/camps representative and broadcast personality, since the Mavericks' inaugural season in 1980-81.

In addition to his player development role, Davis is the team's color analyst on all 97.1 The Eagle broadcasts. Davis has appeared on the team's TV and/or radio broadcasts since 1992-93.

Davis contributed radio analysis on home broadcasts for the first half of the 1992-93 campaign before spending the 48 games as an assistant coach to Mavericks interim head coach Gar Heard. From 1993 to 1995, Davis was a Mavericks assistant coach on Dick Motta's staff.

On Nov. 14, 1992, Davis became the first Maverick to see his jersey retired when No. 15 was raised to the rafters. Davis was the final member of the Mavericks 1980-81 charter season team to retire, playing for the Mavs for eight years longer than any other member of that squad. At the time, he retired as one of only 15 players in NBA history to play 15 seasons.

Davis averaged 8.2 points on 51.0 percent shooting in 961 NBA games. As a Maverick, he averaged 8.6 points on 51.0 percent shooting with 5.1 assists in 883 games. He began his career in 1977 as a Lakers first-round draft pick (15th overall) out of Maryland.

During the offseason, Davis works with promising college and high school athletes to help them prepare for the NBA. He lives in Arlington with his wife Kelli. They have three children Erin, Mike and Cara.

Victor Villalba, Play-By-Play (99.1 FM)



Victor Villalba enters his 17th season as the Mavericks Spanish play-by-play announcer and can be heard locally on Zona MX 99.1 FM. During his tenure as the "Voz en Español," he was part of the excitement of reaching the NBA Finals in 2006 and 2011 (the magical season when the Mavericks won it all). As part of the broadcasting team, Villalba's presence has been felt at times during FOX Sports Southwest programming throughout the years.

Villalba is a graduate from Texas Tech University with a bachelor's in finance. He also earned an MBA from the prestigious Monterrey Tec. His career began as a stockbroker and financial consultant, resulting in the appointment as corporate treasurer for a Mexican-Japanese joint venture headquartered in Monterrey, Mexico. It was at that point that a change of course brought his sights to the DFW Metroplex to begin a journey in the exciting world of sports broadcasting.

Villalba's first opportunity at the mic was with the Dallas Cowboys, including both television and radio offerings, a task that continues, making the fall months quite interesting when the Mavericks season begins in earnest each fall. At one time, Villalba even added baseball to the mix when calling a number of Texas Rangers games for television, alongside former Ranger and Chicago Cubs pitcher Jose Guzman.

During the years, Villalba has been an enthusiastic speaker at local schools through his participation in the Mavericks Speakers Bureau and has lectured at the University of North Texas and the Monterrey Tec on the subject of sports marketing.





OCTOBER

DATE	OPPONENT	TIME	TV
THURSDAY, OCTOBER 21	@ ATLANTA	06:30pm	TNT
SATURDAY, OCTOBER 23	@ TORONTO	06:30pm	BSSW
TUESDAY, OCTOBER 26	vs ROCKETS	07:30pm	BSSW
THURSDAY, OCTOBER 28	vs SPURS	07:30pm	BSSW
FRIDAY, OCTOBER 29	@ DENVER	09:00pm	BSSW/ESPN
SUNDAY, OCTOBER 31	vs KINGS	02:30pm	BSSW

NOVEMBER

DATE	OPPONENT	TIME	TV
TUESDAY, NOVEMBER 2	vs HEAT	06:30pm	BSSW/TNT
WEDNESDAY, NOVEMBER 3	@ SAN ANTONIO	07:30pm	BSSW
SATURDAY, NOVEMBER 6	vs CELTICS	07:30pm	BSSW
MONDAY, NOVEMBER 8	vs PELICANS	07:30pm	BSSW
WEDNESDAY, NOVEMBER 10	@ CHICAGO	07:00pm	BSSW
FRIDAY, NOVEMBER 12	@ SAN ANTONIO	07:30pm	BSSW
MONDAY, NOVEMBER 15	vs NUGGETS	07:00pm	BSSW/NBA TV
WEDNESDAY, NOVEMBER 17	@ PHOENIX	09:00pm	BSSW/ESPN
FRIDAY, NOVEMBER 19	@ PHOENIX	09:00pm	BSSW/ESPN
SUNDAY, NOVEMBER 21	@ LA CLIPPERS	02:30pm	BSSW
TUESDAY, NOVEMBER 23	@ LA CLIPPERS	09:30pm	BSSW
SATURDAY, NOVEMBER 27	vs WIZARDS	07:30pm	BSSW
MONDAY, NOVEMBER 29	vs CAVALIERS	07:30pm	BSSW

DECEMBER

DATE	OPPONENT	TIME	TV
WEDNESDAY, DECEMBER 1	@ NEW ORLEANS	07:00pm	BSSW
FRIDAY, DECEMBER 3	vs PELICANS	07:30pm	BSSW
SATURDAY, DECEMBER 4	vs GRIZZLIES	07:30pm	BSSW
TUESDAY, DECEMBER 7	vs NETS	06:30pm	TNT
WEDNESDAY, DECEMBER 8	@ MEMPHIS	07:00pm	BSSW
FRIDAY, DECEMBER 10	@ INDIANA	06:00pm	BSSW
SUNDAY, DECEMBER 12	@ OKLAHOMA CITY	06:00pm	BSSW
MONDAY, DECEMBER 13	vs HORNETS	07:30pm	BSSW
WEDNESDAY, DECEMBER 15	vs LAKERS	06:30pm	ESPN
SUNDAY, DECEMBER 19	@ MINNESOTA	07:00pm	BSSW
TUESDAY, DECEMBER 21	vs TIMBERWOLVES	07:30pm	BSSW
THURSDAY, DECEMBER 23	vs BUCKS	07:30pm	BSSW/NBA TV
SATURDAY, DECEMBER 25	@ UTAH	09:30pm	ESPN
MONDAY, DECEMBER 27	@ PORTLAND	09:00pm	BSSW
WEDNESDAY, DECEMBER 29	@ SACRAMENTO	09:30pm	BSSW/NBA TV
FRIDAY, DECEMBER 31	@ SACRAMENTO	05:00pm	BSSW

JANUARY

DATE	OPPONENT	TIME	TV
SUNDAY, JANUARY 2	@ OKLAHOMA CITY	06:00pm	BSSW
MONDAY, JANUARY 3	vs NUGGETS	07:30pm	BSSW
WEDNESDAY, JANUARY 5	vs WARRIORS	06:30pm	BSSW/ESPN
FRIDAY, JANUARY 7	@ HOUSTON	07:00pm	BSSW
SUNDAY, JANUARY 9	vs BULLS	06:30pm	BSSW
WEDNESDAY, JANUARY 12	@ NEW YORK	06:30pm	BSSW/ESPN
FRIDAY, JANUARY 14	@ MEMPHIS	09:00pm	BSSW/ESPN





SATURDAY, JANUARY 15	vs MAGIC	08:30pm	BSSW
MONDAY, JANUARY 17	vs THUNDER	07:30pm	BSSW
WEDNESDAY, JANUARY 19	vs RAPTORS	07:30pm	BSSW
THURSDAY, JANUARY 20	vs SUNS	09:00pm	TNT
SUNDAY, JANUARY 23	vs GRIZZLIES	06:30pm	BSSW
TUESDAY, JANUARY 25	@ GOLDEN STATE	09:00pm	TNT
WEDNESDAY, JANUARY 26	@ PORTLAND	09:00pm	BSSW
SATURDAY, JANUARY 29	vs PACERS	06:00pm	BSSW
SUNDAY, JANUARY 30	@ ORLANDO	06:00pm	BSSW

FEBRUARY

DATE	OPPONENT	TIME	TV
WEDNESDAY, FEBRUARY 2	vs THUNDER	07:30pm	BSSW
FRIDAY, FEBRUARY 4	vs 76ERS	07:30pm	BSSW
SUNDAY, FEBRUARY 6	vs HAWKS	05:00pm	BSSW/ESPN
TUESDAY, FEBRUARY 8	vs PISTONS	07:30pm	BSSW
THURSDAY, FEBRUARY 10	vs CLIPPERS	07:30pm	BSSW
SATURDAY, FEBRUARY 12	vs CLIPPERS	07:30pm	BSSW
TUESDAY, FEBRUARY 15	@ MIAMI	06:30pm	BSSW
THURSDAY, FEBRUARY 17	@ NEW ORLEANS	07:00pm	BSSW
FRIDAY, FEBRUARY 25	@ UTAH	08:00pm	BSSW
SUNDAY, FEBRUARY 27	@ GOLDEN STATE	06:30pm	BSSW/ESPN

MARCH

DATE	OPPONENT	TIME	TV
TUESDAY, MARCH 1	@ LA LAKERS	09:00pm	TNT
THURSDAY, MARCH 3	vs WARRIORS	07:30pm	BSSW
SATURDAY, MARCH 5	vs KINGS	04:00pm	BSSW
MONDAY, MARCH 7	vs JAZZ	07:30pm	BSSW
WEDNESDAY, MARCH 9	vs KNICKS	07:30pm	BSSW
FRIDAY, MARCH 11	@ HOUSTON	07:00pm	BSSW
SUNDAY, MARCH 13	@ BOSTON	02:30pm	ABC
WEDNESDAY, MARCH 16	@ BROOKLYN	06:30pm	BSSW/ESPN
FRIDAY, MARCH 18	@ PHILADELPHIA	06:00pm	BSSW
SATURDAY, MARCH 19	@ CHARLOTTE	06:00pm	BSSW/NBA TV
MONDAY, MARCH 21	vs TIMBERWOLVES	07:30pm	BSSW
WEDNESDAY, MARCH 23	vs ROCKETS	07:30pm	BSSW
FRIDAY, MARCH 25	@ MINNESOTA	07:00pm	BSSW
SUNDAY, MARCH 27	vs JAZZ	06:30pm	BSSW/NBA TV
TUESDAY, MARCH 29	vs LAKERS	06:30pm	TNT
WEDNESDAY, MARCH 30	@ CLEVELAND	06:00pm	BSSW

APRIL

DATE	OPPONENT	TIME	TV
FRIDAY, APRIL 1	@ WASHINGTON	06:00pm	BSSW
SUNDAY, APRIL 3	@ MILWAUKEE	12:00pm	ABC
WEDNESDAY, APRIL 6	@ DETROIT	06:00pm	BSSW
FRIDAY, APRIL 8	vs TRAIL BLAZERS	07:30pm	BSSW





DALLAS MAVERICKS

REVIEW

2020-21 REVIEW
SEASON STATISTICS
SEASON RESULTS
TEAM BREAKDOWN
PLAYER HIGHS
GAME-BY-GAME
SUPERLATIVES
MISCELLANEOUS
QUARTER-BY-QUARTER
STANDINGS
HEAD-TO-HEAD WINS
INDIVIDUAL RECORDS
LEADERS
TEAM RANKINGS





2020-21 SEASON RECAP

Despite seeing several key players miss significant time due to health and safety protocols, the Mavericks still posted a record of 42-30 (.583) in 2020-21 – their second straight year finishing at least 10 games above .500 (43-32, .573, 2019-20).

They won the Southwest Division title for the first time since 2009-10 and reached the playoffs for the 17th time in the last 21 years. San Antonio (19) and Boston (17) are the only teams with as many postseason appearances in that span (since 2000-01).

Dallas earned the No. 5 seed in the Western Conference – its highest seed since being seeded third during its championship season in 2011 – and took the No. 4 seed L.A. Clippers to seven games before being eliminated in the first round.



800 WINS

Rick Carlisle earned his 800th win in the Mavericks' 104-93 victory at Charlotte on 1/13/21, making him only the 16th coach in NBA history to achieve the feat.

Carlisle also moved into 15th place on the NBA's all-time wins list with the 833rd win of his career. Carlisle passed Cotton Fitzsimmons (832) to move into the top 15 and currently sits at 836-689 (.547) for his career.

After completing his 13th season with the Mavericks, Carlisle remains the 3rd-longest tenured head coach in the NBA, trailing only San Antonio's Gregg Popovich and Miami's Erik Spoelstra.

Over the course of his 19 seasons as a head coach in the NBA (Detroit, Indiana, Dallas), Carlisle has led his teams to the playoffs 14 times, including 9 times with Dallas.

TRENDS

The Mavericks finished the regular season:

- » 27-0 when leading after the first quarter. Per Elias Sports Bureau, the Mavericks were the first team in the shot-clock era (since 1954-55) to go undefeated in games in which they were ahead after the first quarter over the course of a regular season.
- » 18-1 when they scored 120+ points.
- » 39-2 when they led by double digits at any point.
- » 26-2 when they held their opponent to 108 points or less, including 15-0 when they held their opponent to 100-or-fewer points and 14-0 when they kept their opponent below the century mark.
- » 21-0 when they held their opponent to under 43.0% shooting.
- » 16-2 when they shot at least 50% from the floor (all 18 of those games occurred since Jan. 20).
- » 24-7 when they knocked down 15+ 3-pointers, including 5-1 when they connected on 20+ triples.
- » 21-6 when they dished out 25+ assists.
- » 13-4 when they had six-or-more double-figure scorers.
- » Third in the league in turnovers per game (12.1). Dallas finished ranked in the top five for fewest miscues per game for the eighth time in the last nine seasons

Dallas also finished the regular season:

- » 13-3 when **Jalen Brunson** dished out 5+ assists.
- » 10-3 when **Willie Cauley-Stein** blocked 2+ shots.
- » 3-1 when **Luka Dončić** scored 40+ points, 14-4 when he grabbed 10+ rebounds, 14-5 when he dished out 10+ assists and 21-5 when he recorded a double-double.
- » 21-9 when **Dorian Finney-Smith** scored in double figures, including 3-1 when he tallied 20+ points.
- » 13-5 when **Tim Hardaway Jr.** scored 20+ points, including 4-1 when he produced 30+ points and 3-0 when he scored 35+ points.
- » 5-1 when **Tim Hardaway Jr.** knocked down 7+ 3-pointers.
- » 12-2 when **Maxi Kleber** pulled down 7+ rebounds, including 6-0 when he collected 8+ boards.
- » 7-3 when **Kristaps Porzingis** registered 25+ points.
- » 10-2 when **Dwight Powell** scored in double figures.
- » 12-2 when **Dwight Powell** grabbed 7+ rebounds, including 3-0 when he collected 10+ boards.
- » 30-11 when **Josh Richardson** scored in double figures, including 13-6 when he scored 15+ points.





RECORD-SETTING WINS

12/27/2020 at Los Angeles Clippers

» Dallas managed to lead by 50 at the half, setting a new franchise and NBA record for largest lead at halftime in the shot-clock era, which started in 1954-55. The NBA's previous record for largest lead at the halfway point was 47 points by GSW on 11/2/9 against SAC. The previous record for Dallas was 44 points at the half against Philadelphia on 11/13/14.

» The Mavericks won by 51, marking the second-largest win in franchise history. The only game won by more points was that same aforementioned game against Philadelphia in 2014, when Dallas ended up winning by 53.

» Dallas held the Clippers to only 27 points in the first half, making the Mavericks the first team to hold a team to 27-or-fewer points in the opening frame in over three seasons. The last instance was Boston holding Chicago to 26 points on 3/12/17.

» The Mavs ended up winning by 51 points, marking the first win by 50+ in the NBA (regular or postseason) since Boston's win over Chicago on 12/8/2018. Dallas has two of the NBA's last three 50-point wins.

BIGGEST WINS IN MAVERICKS HISTORY				
RANK	DATE	OPPONENT	MARGIN OF VICTORY	SCORE
1	11/13/14	vs. PHILADELPHIA	53	123-70
2	12/27/20	at LA CLIPPERS	51	124-73
3	11/14/18	vs. UTAH	50	118-68
4	1/24/10	at NEW YORK	50	128-78
5	1/22/17	vs. LA LAKERS	49	122-73

2/12/2021 vs. New Orleans Pelicans

» Just before the February snowstorm in Dallas, the Mavericks eclipsed a franchise record and connected 25 shots from beyond the arc and shot a season-high 58.0% from the field.

» **Luka Dončić** and **Kristaps Porzingis** led the team to victory with noteworthy scoring performances, as Dončić set a new career-high in points with 46 and Porzingis set a season-high of his own with 36. This marked the first time this season that Dončić and Porzingis have each gone for 30+ points, and their third time as teammates (3/4/20 vs. NOP, 8/2/20 at PHX).

MOST POINTS BY A MAVERICKS DUO, FRANCHISE HISTORY				
RANK	POINTS	DATE	OPPONENT	PLAYERS
1	88	11/12/94	at CHICAGO (OT)	Jamal Mashburn (50) + Jim Jackson (38)
2	85	11/26/94	at DENVER (OT)	Jim Jackson (50) + Jamal Mashburn (35)
3	84	3/24/84	vs. DENVER	Mark Aguirre (46) + Rolando Blackman (38)
4	82	2/12/21	vs. NEW ORLEANS	Luka Doncic (46) + Kristaps Porzingis (36)
T5	80	3/23/06	vs. GOLDEN STATE	Dirk Nowitzki (51) + Jason Terry (29)
T5	80	4/11/95	at HOUSTON	Jamal Mashburn (42) + Jason Kidd (38)

» Their performance also marked the 10th time in franchise history that two players each scored 35+ points. The most recent instance prior to Dončić and Porzingis was on 11/20/13 against Houston, when Monta Ellis had 37 and Dirk Nowitzki added 35. Their combined 82 points are the fourth-most by a duo in franchise history.

» Dončić became the 8th player in franchise history to record 45+ points. The win over New Orleans marked Dončić's 7th game with 40+ points, and all 7 of his 40-point games have come with 10+ assists. Dončić also crossed the 4,000 point threshold for his career, and he became the third-fastest (159 games) to hit the milestone. The only players to hit 4,000 points faster than Dončić were Michael Jordan (134) and Shaquille O'Neal (154).

4/27/2021 at Golden State Warriors

» The Mavericks led the Warriors by 33 points at the midway point, marking the second game this season where the Mavs lead by 30+ points at half (50 at LAC, 12/27/20). The 2020-21 season is now just the second season in franchise history where the Mavs have held multiple halftime leads of 30+. The only other season where the Mavs have held two halftime leads of 30+ points was 2004-05 (led by 39 at NYK, 12/21/04; led by 33 vs. WAS, 1/18/05).

» Dallas held the Warriors to 29 points in the first half, marking the second time this season they have allowed under 30 points in the first half (27 at LAC, 12/27). The 2020-21 season is now the first season in Mavs history in which they had multiple games allowing fewer than 30 first-half points. The last NBA team to allow under 30 first half points multiple times in a season was the 2015-16 San Antonio Spurs (4 times).

» The Mavericks went on a 28-0 scoring run spanning from the middle of the first quarter through the first minute of the second quarter. The 28-point run was the longest unanswered points run by any NBA team this season (prev. 23 by LAC, 1/3), and the longest for the Mavericks in the last 20 seasons (prev. 26-0 at HOU, 11/25/09). The last NBA team to go on a 28-point unanswered run was the New York Knicks in 2017. New York went on a 28-0 run as hosts to the Raptors on 11/22/17 and current Mavericks guard Tim Hardaway Jr. had 12 of those 28 points for the Knicks.

» **Luka Dončić** recorded 39 points (15-23 FG), 6 rebounds, 8 assists and 2 steals through three quarters in the win. Dončić's 39 points are the most by any Mavericks player since quarter data started being recorded in 1997-98. His 39 points were the second-most points scored in fewer than 30 minutes played in Mavericks history, only behind Dirk Nowitzki's 40 points in 29 minutes on 3/3/12 against Utah.



**30-5-5**

Luka Dončić wrapped up his third season averaging 27.7 points, 8.0 rebounds and 8.6 assists per game - finishing in the top 25 across the NBA in all three categories for the second straight year.

Dončić finished the regular season leading the NBA in 30-point, 5-rebound, 5-assist games this season with 22, narrowly ahead of the 2020-21 MVP Nikola Jokić (21).

Dončić finished just behind Jokić (50) in 20-point, 5-rebound, 5-assist games this season (49), but has the most such games in the NBA over the past two seasons (99).

20-5-5 + 40-10

Luka Dončić recorded his 100th career game with 20+ points, 5+ rebounds and 5+ assists against Boston (2/23/21).

Per Elias Sports Bureau, Dončić (162 games, 21y-361d) became the second-fastest to 100 games of 20-5-5 in terms of games played (Oscar Robertson, 115) and age (LeBron James, 21y-43d).

Dončić also had 10+ assists in each of his first seven career 40-point games, marking the longest streak of 40-point games with 10+ assists to begin a career in NBA history.

MOST GAMES OF 30-5-5 in 2020-21

PLAYER	GAMES
LUKA DONČIĆ	21
NIKOLA JOKIĆ	20
STEPHEN CURRY	15
DAMIAN LILLARD	12
3 TIED	11

FASTEST TO 100 GAMES OF 20-5-5, BY AGE

PLAYER	AGE
LEBRON JAMES	21y-043d
LUKA DONČIĆ	21y-361d
OSCAR ROBERTSON	23y-049d
MAGIC JOHNSON	23y-229d
GIANNIS ANTETOKOUNMPO	23y-011d

FASTEST TO 100 GAMES OF 20-5-5, BY GAMES PLAYED

PLAYER	GAMES
OSCAR ROBERTSON	115
LUKA DONČIĆ	162
LEBRON JAMES	209
GRANT HILL	232
JERRY WEST	256

PLAYOFF PORTFOLIO

Luka Dončić poured in averages of 35.7 points, 7.9 rebounds and 10.3 assists per game in seven first round games against the Clippers in 2021. He joined Russell Westbrook (37.4 ppg, 11.6 rpg, 10.8 apg, 5 first round games vs. HOU, 2017) as the only players in NBA history to average at least 35-7-10 for a playoff series.

The third-year guard led Dallas in points and assists in all seven games, joining Oscar Robertson (1963 Conference Finals vs. BOS) and LeBron James (2018 first round vs. IND) as the only players in league history to lead their team in points and assists in all seven games of a series that went the distance.

The 22-year-old capped off his brilliant postseason by registering a playoff career-high 46 points to go along with a playoff career-high-tying 14 assists and 7 boards in the Game 7 loss at LAC (6/6/21). Dončić's 46 points were tied for his most in any game, regular season or postseason (46 vs. NOP 2/12/21), and also tied for the second-most by any player in a Game 7 (Sam Jones, 47, vs. CIN, 4/10/63; Dominique Wilkins, 47, at BOS, 5/22/88; Kevin Johnson, 46, vs. HOU, 5/20/95). No. 77 scored or assisted on 77 points for Dallas in the final game of the series, the most ever by a player in a Game 7.

Dončić is now averaging 33.5 points, 8.8 rebounds and 9.5 assists through 13 career playoff games. Not only is he the sole player in NBA history with career playoff averages of at least 30.0 points, 8.0 rebound and 8.0 assists per game, but he has now surpassed Michael Jordan (33.4 ppg) for the highest career scoring average in postseason history (min. 10 games played).





THJ FOR THREE

Tim Hardaway Jr. finished the season averaging 16.6 points per game on 44.7% (497-911 FG) shooting from the field and 39.1% (207-529 3FG) from deep.

Hardaway Jr. joined George McCloud as the only players in franchise history to hit 32+ 3-pointers over a six-game stretch and now has two of the Mavs' three seasons with 200+ made 3-pointers in a season.

MOST 3-POINTERS MADE, SINGLE SEASON

PLAYER	3FG
GEORGE MC CLOUD 1995-96	257
TIM HARDAWAY JR. 2020-21	207
TIM HARDAWAY JR. 2019-20	204
LUKA DONČIĆ 2020-21	192
JOSE CALDERON 2013-14	191

He produced a career-high for 3FGM with 207, had his second straight season with 200+ made 3-pointers, recorded a career-high 42 pts at DET (4/29/21) and followed that up with a career-high 10 3FG a few nights later at MIA (5/4/21).



THE UNICORN

Kristaps Porzingis became the fastest player in NBA history to record 500 made 3FG and 500 blocks after doing so in his 247th game on 1/18/21 at TOR earlier this season. The previous-fastest to those marks was Karl-Anthony Towns in 335 games.

His best performance of the season came against New Orleans on 2/12/21 after he went for 36 points (13-21 FG), including career-high 8 3-pointers (8-13 3FG), to go with 7 rebounds in 32 minutes. He joined Channing Frye, Brook Lopez, Lauri Markkanen and Nowitzki as the only 7-footers in NBA history to connect on 8+ 3s in a single game. Porzingis and **Luka Dončić** (46) had the fourth-most points by a duo in Mavericks franchise history with 82.

Porzingis had two games with 30+ points and 15+ rebounds this season, which vaulted him into 3rd place all-time in franchise history (behind Dirk Nowitzki Dončić).



SUPPORTING CAST

Jalen Brunson has had a breakout year off the bench, averaging career highs of 12.5 points, 3.4 rebounds and 3.5 assists in 66 games. Brunson shot a career-best 52.0% (314-604 FG) from the field and 39.6% (76-192 3FG) from 3-point range this season, while averaging 16.6 points (.535 FG%, .385 3FG%), 3.8 rebounds and 3.7 assists as a starter. He recorded 10 games with 20+ points in 2020-21 after tallying 7 such games in his first two seasons combined. Brunson finished fourth in 6th Man of the Year voting this season, and finished fifth in FG% on shots attempted while driving to the basket (min.50 FGA) behind Brook Lopez, Giannis Antetokounmpo, LeBron James and Joe Ingles.

Dorian Finney-Smith has continued his upward trend, as he averaged 9.8 points on a career-high 47.2% (220-466 FG) from the field and career-high 39.4% (119-302 3FG) from 3-point range across 60 games (all starts) this season. He became only the second player in NBA history to increase all three of those categories in each of his first five seasons, joining Gary Payton. Finney-Smith had four games with 20+ points this season after recording only three in his first four seasons combined. The Mavs are 6-1 when he goes for 20+ all-time.





SEASON NOTEBOOK

Despite seeing several key players miss significant time due to health and safety protocols, the Mavericks posted a 42-30 (.583) record and won the Southwest Division for the first time since 2009-10. The Mavs reached the playoffs for the 17th time in the last 21 years, earning the No. 5 seed in the Western Conference – their highest seed since being seeded third during its championship season in 2011. Dallas took the No. 4 seed L.A. Clippers to seven games before being eliminated in the first round. Luka Dončić, who averaged 27.7 points, 8.0 rebounds and 8.6 assists in 66 games in 2020-21, was named an All-Star starter and All-NBA First Team selection for the second straight year.

Table with 21 columns: PLAYER, GP-GS, MIN, MPG, FG-ATT, FG%, 3FG-ATT, 3FG%, FT-FTA, FT%, OFF, DEF, TOT/AVG, AST, APG, PF-D, STL, SPG, TO, BLK, BPG, PTS, AVG. Rows include individual player stats and team/oppoent averages.





DATE	OPPONENT	H-R	W-L	SCORE DAL-OPP	HOME RECORD	ROAD RECORD	TOTAL RECORD	MAVERICKS HI SCORER	MAVERICKS			OPPONENT				
									PT	HI REBR	RB	HI ASSISTS	AST	HI SCORER	PT	ATTEND
12/23/20	at Suns	R	L	102-106	0-0	0-1	0-1	Dončić	32	Finney-Smith/Dončić	8	Dončić	5	Booker	22	0
12/25/20	at Lakers	R	L	115-138	0-0	0-2	0-2	Dončić	27	Kleber	5	Dončić	7	Davis	28	0
12/27/20	at Clippers	R	W	124-73	0-0	1-2	1-2	Dončić	24	Dončić	9	Dončić	8	George	15	0
12/30/20	Hornets	H	L	99-118	0-1	1-2	1-3	Hardaway Jr.	18	Kleber/Johnson/Finney-Smith	6	Dončić	5	Ball	22	0
1/1/21	Heat	H	W	93-83	1-1	1-2	2-3	Dončić	27	Dončić	15	Dončić	7	Adebayo	19	0
1/3/21	at Bulls	R	L	108-118	1-1	1-3	2-4	Brunson	31	Finney-Smith/Marjanović	6	Brunson	7	LaVine	39	0
1/4/21	at Rockets	R	W	113-100	1-1	2-3	3-4	Dončić	33	Dončić	16	Dončić	11	Wood	23	3,070
1/7/21	at Nuggets	R	W	124-117	1-1	3-3	4-4	Dončić	38	Dončić/Cauley-Stein	9	Dončić	13	Jokic	38	0
1/9/21	Magic	H	W	112-98	2-1	3-3	5-4	Hardaway Jr.	36	Dončić	10	Dončić	10	Vučević	30	0
1/13/21	at Hornets	R	W	104-93	2-1	4-3	6-4	Dončić	34	Cauley-Stein	14	Dončić	9	Rozier	18	0
1/15/21	at Bucks	R	L	109-112	2-1	4-4	6-5	Dončić	28	Porzingis/Cauley-Stein/Dončić	10	Dončić	13	Antetokounmpo	31	0
1/17/21	Bulls	H	L	101-117	2-2	4-4	6-6	Dončić	36	Dončić	16	Dončić	15	Markkanen	29	0
1/18/21	at Raptors	R	L	93-116	2-2	4-5	6-7	Porzingis	23	Porzingis	9	Dončić	9	Lowry	23	0
1/20/21	at Pacers	R	W	124-112	2-2	5-5	7-7	Porzingis	27	Porzingis	13	Dončić	12	Brogdon	26	0
1/22/21	at Spurs	R	W	122-117	2-2	6-5	8-7	Dončić	36	Dončić	9	Dončić	11	DeRozan	29	0
1/23/21	Rockets	H	L	108-133	2-3	6-5	8-8	Dončić	26	Marjanović	12	Dončić	8	Gordon	33	0
1/25/21	Nuggets	H	L	113-117	2-4	6-5	8-9	Dončić	35	Dončić	11	Dončić	16	Porter Jr.	30	0
1/27/21	at Jazz	R	L	104-116	2-4	6-6	8-10	Dončić	30	Johnson	7	Dončić	6	Clarkson	31	0
1/29/21	at Jazz	R	L	101-120	2-4	6-7	8-11	Dončić	25	Porzingis	9	Dončić	7	Bogdanović	32	1,932
1/30/21	Suns	H	L	105-111	2-5	6-7	8-12	Dončić	29	Cauley-Stein	9	Dončić	7	Paul	29	0
2/1/21	Suns	H	L	108-109	2-6	6-7	8-13	Dončić	25	Porzingis	10	Dončić	8	Paul	34	0
2/3/21	at Hawks	R	W	122-116	2-6	7-7	9-13	Dončić	27	Porzingis	11	Dončić	14	Collins	35	1,259
2/4/21	Warriors	H	L	116-147	2-7	7-7	9-14	Dončić	27	Kleber	7	Dončić	6	Oubre Jr.	40	0
2/6/21	Warriors	H	W	134-132	3-7	7-7	10-14	Dončić	42	Porzingis	10	Dončić	11	Curry	57	0
2/8/21	Timberwolves	H	W	127-122	4-7	7-7	11-14	Porzingis	27	Porzingis	13	Richardson	8	Beasley	30	1,000
2/10/21	Hawks	H	W	118-117	5-7	7-7	12-14	Dončić	28	Dončić	10	Dončić	10	Collins	33	1,000
2/12/21	Pelicans	H	W	143-130	6-7	7-7	13-14	Dončić	46	Dončić	8	Dončić	12	Williamson	36	1,514
2/14/21	Trail Blazers	H	L	118-121	6-8	7-7	13-15	Dončić	44	Porzingis	8	Dončić	9	Lillard	34	2,211
2/22/21	Grizzlies	H	W	102-92	7-8	7-7	14-15	Hardaway Jr.	29	Finney-Smith	9	Dončić	5	Morant	22	2,099
2/23/21	Celtics	H	W	110-107	8-8	7-7	15-15	Dončić	31	Dončić	10	Dončić	8	Brown	29	3,338
2/25/21	at 76ers	R	L	97-111	8-8	7-8	15-16	Dončić	19	Marjanović	12	Dončić	4	Embiid	23	0
2/27/21	at Nets	R	W	115-98	8-8	8-8	16-16	Dončić	27	Finney-Smith	8	Dončić	7	Harden	29	684
3/1/21	at Magic	R	W	130-124	8-8	9-8	17-16	Dončić	33	Porzingis/Dončić	10	Dončić	9	Vučević	29	3,766
3/3/21	Thunder	H	W	87-78	9-8	9-8	18-16	Porzingis/Hardaway Jr.	19	Porzingis	13	Burke	6	Gilgeous-Alexander	15	3,508
3/10/21	Spurs	H	W	115-104	10-8	9-8	19-16	Porzingis	28	Porzingis	14	Dončić	12	DeRozan	30	0
3/11/21	at Thunder	R	L	108-116	10-8	9-9	19-17	Richardson	27	Finney-Smith	8	Richardson	6	Gilgeous-Alexander	32	0
3/13/21	at Nuggets	R	W	116-103	10-8	10-9	20-17	Porzingis	25	Powell	10	Dončić	12	Jokic	26	0
3/15/21	Clippers	H	L	99-109	10-9	10-9	20-18	Dončić	25	Dončić	10	Dončić	16	Leonard	22	3,945
3/17/21	Clippers	H	W	105-89	11-9	10-9	21-18	Dončić	42	Porzingis	13	Dončić	9	George	28	3,975
3/19/21	at Trail Blazers	R	L	119-125	11-9	10-10	21-19	Dončić	38	Dončić	9	Dončić	9	McCollum	32	0
3/21/21	at Trail Blazers	R	W	132-92	11-9	11-10	22-19	Dončić	37	Porzingis	8	Porzingis/Richardson/Dončić	4	Lillard	19	0
3/24/21	at Timberwolves	R	W	128-108	11-9	12-10	23-19	Porzingis	29	Brunson	11	Brunson	5	Edwards	29	0
3/26/21	Pacers	H	L	94-109	11-10	12-10	23-20	Porzingis	31	Porzingis	18	Porzingis/Richardson	3	Sabonis/Brogdon	22	4,132
3/27/21	at Pelicans	R	L	103-112	11-10	12-11	23-21	Hardaway Jr.	30	Marjanović	11	Finney-Smith/Brunson/Richardson	4	Williamson	38	3,700
3/29/21	at Thunder	R	W	127-106	11-10	13-11	24-21	Dončić	25	Porzingis	9	Dončić/Brunson	7	Pokusevski	21	0
3/31/21	at Celtics	R	W	113-108	11-10	14-11	25-21	Dončić	36	Finney-Smith	9	Dončić	5	Tatum	25	2,298
4/2/21	at Knicks	R	W	99-86	11-10	15-11	26-21	Dončić	26	Finney-Smith	9	Dončić	7	Burks	20	1,981
4/3/21	at Wizards	R	W	109-87	11-10	16-11	27-21	Dončić	26	Marjanović	12	Dončić	6	Westbrook	26	0
4/5/21	Jazz	H	W	111-103	12-10	16-11	28-21	Dončić	31	Dončić	9	Dončić	8	Conley	28	4,261
4/7/21	at Rockets	R	L	93-102	12-10	16-12	28-22	Dončić/Porzingis	23	Porzingis	12	Dončić	5	Wall	31	3,399
4/8/21	Bucks	H	W	116-101	13-10	16-12	29-22	Dončić	27	Porzingis	17	Dončić	9	DiVincenzo	22	4,190
4/11/21	Spurs	H	L	117-119	13-11	16-12	29-23	Porzingis	31	Porzingis	15	Dončić	7	DeRozan	33	4,054
4/12/21	76ers	H	L	95-113	13-12	16-12	29-24	Dončić	32	Finney-Smith	11	Dončić	4	Embiid	36	4,016
4/14/21	at Grizzlies	R	W	114-113	13-12	17-12	30-24	Dončić	29	Brunson/Kleber/Powell	8	Brunson/Dončić	9	Allen	23	2,141
4/16/21	Knicks	H	L	109-117	13-13	17-12	30-25	Porzingis	23	Porzingis	12	Dončić	19	Randle	44	4,246
4/18/21	Kings	H	L	107-121	13-14	17-12	30-26	Dončić	37	Porzingis	11	Brunson/Dončić	4	Fox	30	4,193
4/21/21	Pistons	H	W	127-117	14-14	17-12	31-26	Dončić	30	Dončić	10	Dončić	9	Grant	26	4,043
4/22/21	Lakers	H	W	115-110	15-14	17-12	32-26	Dončić	30	Dončić	9	Dončić	8	Caldwell-Pope	29	4,443
4/24/21	Lakers	H	W	108-93	16-14	17-12	33-26	Powell	25	Kleber	10	Dončić	13	McLemore	20	4,561
4/26/21	at Kings	R	L	106-113	16-14	17-13	33-27	Dončić	24	Dončić	8	Dončić	8	Holmes	24	0
4/27/21	at Warriors	R	W	133-103	16-14	18-13	34-27	Dončić	39	Finney-Smith/Powell	8	Dončić	8	Curry	27	3,613
4/29/21	at Pistons	R	W	115-105	16-14	19-13	35-27	Hardaway Jr.	42	Marjanović/Richardson/Kleber	7	Brunson	4	Stewart/Jackson	20	750
5/1/21	Wizards	H	W	125-124	17-14	19-13	36-27	Dončić	31	Cauley-Stein/Dončić	12	Dončić	20	Westbrook	42	4,351
5/2/21	Kings	H	L	99-111	17-15	19-13	36-28	Dončić	30	Powell/Marjanović	7	Dončić	6	Hield	27	4,268
5/4/21	at Heat	R	W	127-113	17-15	20-13	37-28	Hardaway Jr.	36	Dončić	12	Dončić	8	Dragic/Robinson	19	0
5/6/21	Nets	H	W	113-109	18-15	20-13	38-28	Dončić	24	Dončić/Powell	10	Dončić	8	Irving	45	4,602
5/7/21	Cavaliers	H	W	110-90	19-15	20-13	39-28	Dončić	24	Dončić	8	Brunson	6	Sexton	27	4,220
5/9/21	at Cavaliers	R	W	124-97	19-15	21-13	40-28	Hardaway Jr.	25	Powell	9	Brunson	7	Sexton	24	4,148
5/11/21	at Grizzlies	R	L	104-133	19-15	21-14	40-29	Hardaway Jr.	19	Cauley-Stein	8	Dončić	5	Morant	24	2,684
5/12/21	Pelicans	H	W	125-107	20-15	21-14	41-29	Dončić	33	Powell/Dončić	8	Dončić	8	Bledsoe/Hayes	15	4,373
5/14/21	Raptors	H	W	114-110	21-15	21-14	42-29	Porzingis	21	Porzingis/Dončić	10	Dončić	11	Harris	31	4,493
5/16/21	at Timberwolves	R	L	121-136	21-15	21-15	42-30	Porzingis/Dončić	18	Powell	7	Powell	8	Edwards	30	1,638





TEAM RECORD

	RECORD	HOME	ROAD	OT
OVERALL	42-30	21-15	21-15	1-0
ATLANTIC	6-4	3-2	3-2	--
CENTRAL	6-4	3-2	3-2	--
SOUTHEAST	9-1	4-1	5-0	--
EASTERN	21-9	10-5	11-4	--
SOUTHWEST	7-5	4-2	3-3	--
NORTHWEST	8-7	3-2	5-5	1-0
PACIFIC	6-9	4-6	2-3	--
WESTERN	21-21	11-10	10-11	1-0

HEAD COACH: RICK CARLISLE

	TENURE	WON	LOSS	PCT.
OVERALL:	19	836	689	.548
W/ CLUB:	13	555	478	.537

TEAM WINNING & LOSING STREAKS

LONG:	OVERALL	HOME	ROAD
Win	3/29/2021 — 4/5/2021 (5)	5/6/2021 — 5/14/2021 (4)	4/27/2021 — 5/9/2021 (4)
Loss	1/23/2021 — 2/1/2021 (6)	1/17/2021 — 2/4/2021 (6)	5/11/2021 — 5/16/2021 (2)

*showing most recent streaks

AFTER 72 GAMES LAST SEASON: W42, L30

MARGIN	1	2	3	4	5	6	7	8	9	10	11	12	13	14	15	16	17	18	19	20	21	22	23
Won By:	3	1	1	2	4	2	1	1	1	4	2	1	4	2	2	1	1	1	2	2	1	1	2
Lost By:	1	1	2	2		2	1	2	2	2		2	2	2	1		1	1	2				2

MARGIN	24	25	26	27	28	29	30	31	32	33	34	35	36	37	38	39	40	41	42	43	44	45	46
Won By:				1			1									1							
Lost By:		1				1		1															

AT START OF:	OVERALL	HOME	ROAD	FG%:	OVERALL	HOME	ROAD
2nd-Ahead:	27-0	15-0	12-0	-44%	5-15	4-7	1-8
-Behind:	14-27	6-13	8-14	45-49%	17-10	8-5	9-5
-Tied:	1-3	0-2	1-1	50-54%	17-4	7-3	10-1
3rd-Ahead:	34-5	16-4	18-1	55-59%	3-1	2-0	1-1
-Behind:	8-22	5-10	3-12	+60%	0-0	0-0	0-0
-Tied:	0-3	0-1	0-2				
4th-Ahead:	35-5	16-4	19-1				
-Behind:	6-25	4-11	2-14				
-Tied:	1-0	1-0	0-0				





PLAYER	MIN	FG	ATT	3FG	ATT	FT	FTA	OFF	DEF	TOT	AST	PF	D	STL	TO	BLK	PTS
Tyler Bey	9T Apr. 27 at GSW	2T(2) Apr. 27 at GSW	5T Apr. 27 at GSW	1T Apr. 27 at GSW	2T Apr. 27 at GSW	1T(3) Apr. 27 at GSW	2T(2) Jan. 23 vs. HOU	2T(2) Mar. 26 vs. IND	2T(2) May. 9 at CLE	3T Mar. 26 vs. IND	1T(3) May. 12 vs. NOP	2T Jan. 23 vs. HOU	2T Jan. 23 vs. HOU	--	1T(3) May. 16 at MIN	1T Jan. 23 vs. HOU	6T Apr. 27 at GSW
Jalen Brunson	39T Mar. 27 at NOP	11 Jan. 3 at CHI	18 Feb. 10 vs. ATL	5T Feb. 23 vs. BOS	7T(4) Apr. 11 vs. SAS	6(3) Apr. 3 at WAS	10T Mar. 11 at OKC	3 Mar. 24 at MIN	8(2) Mar. 24 at MIN	11T Mar. 24 at MIN	9 Apr. 14 at MEM	6T Apr. 3 at WAS	8T Mar. 11 at OKC	2(6) May. 9 at CLE	5 Mar. 17 vs. LAC	1T May. 14 vs. TOR	31 Jan. 3 at CHI
Trey Burke	32 Jan. 13 at CHA	11 Jan. 9 vs. ORL	16 Jan. 20 at IND	7 Jan. 9 vs. ORL	8(3) Jan. 20 at IND	6 Mar. 27 at NOP	7 Mar. 27 at NOP	2 Jan. 15 at MIL	4 Jan. 17 vs. CHI	4 Jan. 17 vs. CHI	6 Mar. 3 vs. OKC	5 Dec. 25 at LAL	4 Jan. 18 at TOR	4T Apr. 27 at GSW	3 Apr. 29 at DET	2T May. 9 at CLE	29 Jan. 9 vs. ORL
Willie Cauley-Stein	31 Apr. 22 vs. LAL	7(2) May. 11 at MEM	9 Jan. 20 at IND	1T Feb. 4 vs. GSW	2T Feb. 4 vs. GSW	5 Jan. 4 at HOU	6(3) Apr. 24 vs. LAL	4 Dec. 27 at LAC	11 Jan. 13 at CHA	14 Jan. 13 at CHA	2(10) May. 6 vs. BKN	6T(3) Apr. 21 vs. DET	4(3) Apr. 24 vs. LAL	3 Apr. 26 at SAC	3 Jan. 18 at TOR	4 Jan. 30 vs. PHX	16 May. 11 at MEM
Luka Dončić	43 Jan. 7 at DEN	17T Feb. 12 vs. NOP	30(2) Feb. 12 vs. NOP	8T Mar. 21 at POR	15 May. 12 vs. NOP	11(2) Feb. 14 vs. POR	15 Jan. 7 at DEN	6T Jan. 17 vs. CHI	14(2) Jan. 4 at HOU	16(2) Jan. 17 vs. CHI	20T May. 1 vs. WAS	5(5) Apr. 22 vs. LAL	10 Jan. 7 at DEN	5T Jan. 7 at DEN	8(3) Mar. 31 at BOS	4T Jan. 13 at CHA	46T Feb. 12 vs. NOP
Dorian Finney-Smith	40 May. 1 vs. WAS	8(4) May. 1 vs. WAS	17 Apr. 5 vs. UTA	6T(2) May. 1 vs. WAS	12T Apr. 5 vs. UTA	4 Mar. 10 vs. SAS	4(2) May. 6 vs. BKN	5 Apr. 8 vs. MIL	8 Apr. 27 at GSW	11 Apr. 12 vs. PHI	4(5) May. 2 vs. SAC	4(7) Apr. 5 vs. UTA	3(3) Apr. 8 vs. MIL	3(3) Apr. 22 vs. LAL	4T May. 2 vs. SAC	3T Apr. 8 vs. MIL	23 Apr. 5 vs. UTA
Josh Green	32T Jan. 17 vs. CHI	4T(2) May. 16 at MIN	8T May. 16 at MIN	1T(4) May. 7 vs. CLE	3T Jan. 23 vs. HOU	2T(4) May. 4 at MIA	4T Jan. 13 at CHA	3T Jan. 13 at CHA	5T(3) Apr. 3 at WAS	7T Apr. 3 at WAS	4T May. 9 at CLE	5T Jan. 15 at MIL	4T(2) Apr. 3 at WAS	3T May. 4 at MIA	3T(2) Jan. 23 vs. HOU	1T(3) Apr. 7 at HOU	8T(2) May. 16 at MIN
Tim Hardaway Jr.	40 Jan. 9 vs. ORL	13(2) May. 4 at MIA	24 May. 4 at MIA	10T May. 4 at MIA	18T May. 4 at MIA	10 Apr. 29 at DET	10 Apr. 29 at DET	3T Jan. 25 vs. DEN	7(2) Apr. 27 at GSW	7(3) Apr. 27 at GSW	5 Mar. 19 at POR	5 May. 1 vs. WAS	5(2) Mar. 11 at OKC	2(7) May. 14 vs. TOR	4(2) Mar. 3 vs. OKC	2T Feb. 25 at PHI	42T Apr. 29 at DET
Nate Hinton	13T May. 7 vs. CLE	3T May. 7 vs. CLE	7T Jan. 23 vs. HOU	2T May. 11 at MEM	4T May. 11 at MEM	2T(2) May. 11 at MEM	2T(5) May. 11 at MEM	1T Apr. 12 vs. PHI	2T May. 7 vs. CLE	2T May. 7 vs. CLE	2T(2) May. 11 at MEM	3T May. 7 vs. CLE	2T(2) May. 7 vs. CLE	2T(2) May. 11 at MEM	1T(5) Apr. 27 at GSW	1T(2) May. 7 vs. CLE	8T(2) May. 11 at MEM
Wes Iwundu	32 Jan. 9 vs. ORL	4 Jan. 17 vs. CHI	7(2) Jan. 17 vs. CHI	1(3) Jan. 17 vs. CHI	4(2) Jan. 18 at TOR	2(4) Mar. 19 at POR	2(6) Mar. 19 at POR	1(6) Mar. 19 at POR	5(3) Mar. 21 at POR	6(2) Jan. 15 at MIL	2 Mar. 19 at POR	5 Jan. 22 at SAS	3 Jan. 23 vs. HOU	2 Jan. 9 vs. ORL	2 Jan. 9 vs. ORL	1(3) Feb. 27 at BKN	9 Jan. 17 vs. CHI
James Johnson	31 Jan. 25 vs. DEN	7 Jan. 25 vs. DEN	11 Jan. 18 at TOR	2(4) Jan. 25 vs. DEN	6 Jan. 18 at TOR	3 Jan. 9 vs. ORL	5 Jan. 9 vs. ORL	2(5) Mar. 10 vs. SAS	7 Jan. 27 at UTA	8 Dec. 27 at LAC	4(2) Dec. 30 vs. CHA	5 Jan. 15 at MIL	3(2) Jan. 9 vs. ORL	2(8) Feb. 23 vs. BOS	5 Jan. 17 vs. CHI	4 Jan. 27 at UTA	16 Jan. 25 vs. DEN
Maxi Kleber	41T Mar. 17 vs. LAC	6 Mar. 19 at POR	13 Mar. 27 at NOP	5 May. 1 vs. WAS	10 Mar. 27 at NOP	4 Dec. 23 at PHX	4(3) Mar. 31 at BOS	4 Mar. 10 vs. SAS	7(9) Apr. 29 at DET	10 Apr. 24 vs. LAL	5T Apr. 24 vs. LAL	5(2) Mar. 27 at NOP	3 Dec. 23 at PHX	3 Mar. 1 at ORL	3 Apr. 8 vs. MIL	2(9) Apr. 16 vs. NYK	17 May. 1 vs. WAS
Boban Marjanović	29 Mar. 27 at NOP	6(2) Mar. 27 at NOP	11(4) Apr. 3 at WAS	1 May. 9 at CLE	2 Dec. 27 at LAC	5 Apr. 3 at WAS	6 Apr. 3 at WAS	5 Mar. 27 at NOP	8(3) Apr. 3 at WAS	12(3) Apr. 3 at WAS	3 Mar. 27 at NOP	3(4) Apr. 12 vs. PHI	3(3) Apr. 3 at WAS	1(2) May. 2 vs. SAC	3 Feb. 27 at BKN	1(6) May. 2 vs. SAC	15(2) Apr. 3 at WAS
Nicolò Melli	32 Apr. 5 vs. UTA	5 Apr. 27 at GSW	8 Apr. 27 at GSW	2(4) May. 16 at MIN	6 May. 14 vs. TOR	2(5) May. 16 at MIN	3 Apr. 27 at GSW	2(7) May. 16 at MIN	6(2) Apr. 5 vs. UTA	8 Apr. 3 at WAS	3(3) May. 9 at CLE	5T Apr. 11 vs. SAS	4 May. 11 at MEM	1(5) May. 16 at MIN	1(5) May. 14 vs. TOR	1(2) Apr. 24 vs. LAL	13 Apr. 27 at GSW
Kristaps Porzingis	38 Apr. 16 vs. NYK	13 Feb. 12 vs. NOP	28T Mar. 26 vs. IND	8T Feb. 12 vs. NOP	13 Feb. 12 vs. NOP	8 Feb. 14 vs. POR	8 Feb. 14 vs. POR	7 Mar. 26 vs. IND	12(2) Apr. 11 vs. SAS	18T Mar. 26 vs. IND	5T Mar. 29 at OKC	6T(2) Apr. 21 vs. DET	8 Apr. 16 vs. NYK	3 Apr. 21 vs. DET	4(3) Mar. 17 vs. LAC	5 Feb. 8 vs. MIN	36 Feb. 12 vs. NOP
Dwight Powell	30 May. 12 vs. NOP	11T Apr. 24 vs. LAL	12 Apr. 24 vs. LAL	1(5) Apr. 3 at WAS	2(3) Mar. 26 vs. IND	7 May. 2 vs. SAC	9 May. 2 vs. SAC	5 May. 4 at MIA	8(3) May. 6 vs. BKN	10(3) May. 6 vs. BKN	8T May. 16 at MIN	6T Jan. 30 vs. PHX	7(2) May. 2 vs. SAC	3(3) May. 4 at MIA	3 May. 2 vs. SAC	4T May. 9 at CLE	25 Apr. 24 vs. LAL
JJ Redick	20 Apr. 24 vs. LAL	3(4) Apr. 24 vs. LAL	7(2) Apr. 29 at DET	3 Apr. 14 at MEM	6 May. 9 at CLE	2 May. 4 at MIA	2(2) May. 4 at MIA	1 Apr. 16 vs. NYK	3(2) Apr. 21 vs. DET	4 Apr. 16 vs. NYK	3 Apr. 29 at DET	4 Apr. 29 at DET	2(3) Apr. 29 at DET	1(2) Apr. 29 at DET	4 Apr. 14 at MEM	1 Apr. 24 vs. LAL	9(2) Apr. 16 vs. NYK
Josh Richardson	41 Jan. 7 at DEN	10 Mar. 11 at OKC	16(2) Apr. 8 vs. MIL	5 Apr. 5 vs. UTA	8(2) Mar. 3 vs. OKC	7 Feb. 3 at ATL	8 Feb. 3 at ATL	4 Apr. 11 vs. SAS	6(6) Apr. 29 at DET	7(3) Apr. 29 at DET	8 Feb. 8 vs. MIN	6T Jan. 4 at HOU	5(3) Mar. 11 at OKC	4(2) May. 11 at MEM	5 Feb. 22 vs. MEM	2(5) Apr. 22 vs. LAL	27 Mar. 11 at OKC
Tyrell Terry	15T Jan. 17 vs. CHI	2T Jan. 17 vs. CHI	4T(2) Jan. 23 vs. HOU	--	2T Jan. 17 vs. CHI	1T Jan. 27 at UTA	2T Jan. 27 at UTA	--	2T Jan. 23 vs. HOU	2T Jan. 23 vs. HOU	2T(2) Jan. 23 vs. HOU	1T(2) Jan. 23 vs. HOU	1T(3) Jan. 27 at UTA	2T Jan. 17 vs. CHI	1T(2) Jan. 29 at UTA	--	4T Jan. 17 vs. CHI
Mavericks High Games	265.0 Jan. 7 at DEN	51(3) Mar. 29 at OKC	99 Mar. 24 at MIN	25 Feb. 12 vs. NOP	50 Feb. 4 vs. GSW	29 Jan. 23 vs. HOU	40 Jan. 23 vs. HOU	15(3) Apr. 8 vs. MIL	46 Mar. 3 vs. OKC	67 Mar. 24 at MIN	33 May. 9 at CLE	31 Jan. 4 at HOU	28(3) Apr. 22 vs. LAL	13 Dec. 25 at LAL	18(2) Mar. 17 vs. LAC	12 Jan. 13 at CHA	143 Feb. 12 vs. NOP
Mavericks Low Games	265.0 Jan. 7 at DEN	51(3) Mar. 29 at OKC	99 Mar. 24 at MIN	25 Feb. 12 vs. NOP	50 Feb. 4 vs. GSW	29 Jan. 23 vs. HOU	40 Jan. 23 vs. HOU	15(3) Apr. 8 vs. MIL	46 Mar. 3 vs. OKC	67 Mar. 24 at MIN	33 May. 9 at CLE	31 Jan. 4 at HOU	28(3) Apr. 22 vs. LAL	13 Dec. 25 at LAL	18(2) Mar. 17 vs. LAC	12 Jan. 13 at CHA	143 Feb. 12 vs. NOP
Opponents High Games	265.0 Jan. 7 at DEN	51(3) May. 11 at MEM	100(2) Apr. 8 vs. MIL	22(2) Mar. 19 at POR	48 Jan. 29 at UTA	29 Jan. 4 at HOU	38 May. 12 vs. NOP	17(2) Jan. 29 at UTA	42(2) Jan. 17 vs. CHI	71 Jan. 13 at CHA	37 Feb. 4 vs. GSW	28(3) Apr. 22 vs. LAL	31 Jan. 4 at HOU	14 Jan. 17 vs. CHI	23 Dec. 30 vs. CHA	10 Mar. 26 vs. IND	147 Feb. 4 vs. GSW
Opponents Low Games	265.0 Jan. 7 at DEN	51(3) May. 11 at MEM	100(2) Apr. 8 vs. MIL	22(2) Mar. 19 at POR	48 Jan. 29 at UTA	29 Jan. 4 at HOU	38 May. 12 vs. NOP	17(2) Jan. 29 at UTA	42(2) Jan. 17 vs. CHI	71 Jan. 13 at CHA	37 Feb. 4 vs. GSW	28(3) Apr. 22 vs. LAL	31 Jan. 4 at HOU	14 Jan. 17 vs. CHI	23 Dec. 30 vs. CHA	10 Mar. 26 vs. IND	147 Feb. 4 vs. GSW

"C" INDICATES A NEW CAREER-HIGH, "T" A TIED CAREER-HIGH.

NUMBERS IN PARENTHESES INDICATE THE NUMBER OF GAMES IN WHICH A PLAYER OR TEAM HAS REACHED A GIVEN TOTAL (IF MORE THAN ONE).





2020-21 REGULAR SEASON GAME-BY-GAME STATS

DATE	GAME	W/L	FG	FGA	PCT	3FG	3FGA	PCT	FT	FTA	PCT	OR	DR	REB	AST	PF	ST	TO	BS	PTS
12/23	Mavericks at Suns	L	36	85	0.424	9	37	0.243	21	26	0.808	6	33	39	17	23	6	12	0	102
			38	79	0.481	11	30	0.367	19	27	0.704	6	42	48	21	26	7	19	7	106
12/25	Mavericks at Lakers	L	41	83	0.494	13	32	0.406	20	26	0.769	3	24	27	20	22	13	9	3	115
			51	91	0.560	19	39	0.487	17	24	0.708	17	36	53	33	23	9	17	4	138
12/27	Mavericks at Clippers	W	43	87	0.494	14	41	0.341	24	27	0.889	11	43	54	25	14	10	8	2	124
			26	76	0.342	4	33	0.121	17	20	0.850	5	31	36	13	19	2	14	2	73
12/30	Mavericks vs. Hornets	L	34	87	0.391	12	42	0.286	19	33	0.576	13	26	39	24	16	10	14	6	99
			43	84	0.512	15	34	0.441	17	21	0.810	12	38	50	30	28	6	24	6	118
1/1	Mavericks vs. Heat	W	32	78	0.410	12	37	0.324	17	23	0.739	4	45	49	18	25	9	17	3	93
			29	78	0.372	7	33	0.212	18	25	0.720	5	36	41	20	24	10	16	2	83
1/3	Mavericks at Bulls	L	39	89	0.438	11	42	0.262	19	27	0.704	11	30	41	23	27	6	15	4	108
			39	85	0.459	13	37	0.351	27	30	0.900	11	37	48	16	24	11	16	2	118
1/4	Mavericks at Rockets	W	39	82	0.476	16	39	0.410	19	20	0.950	10	41	51	24	31	4	18	3	113
3,070			30	77	0.390	11	40	0.275	29	36	0.806	7	28	35	17	19	5	12	4	100
1/7	Mavericks at Nuggets	W	42	87	0.483	16	40	0.400	24	31	0.774	7	37	44	27	21	12	13	7	124
			43	97	0.443	15	44	0.341	16	21	0.762	9	38	47	25	27	8	14	1	117
1/9	Mavericks vs. Magic	W	39	79	0.494	20	40	0.500	14	18	0.778	6	38	44	25	17	5	18	8	112
			38	89	0.427	6	31	0.194	16	22	0.727	10	33	43	17	16	11	10	2	98
1/13	Mavericks at Hornets	W	40	96	0.417	15	46	0.326	9	16	0.563	13	41	54	22	15	8	10	12	104
			38	100	0.380	10	38	0.263	7	14	0.500	15	38	53	26	17	8	14	7	93
1/15	Mavericks at Bucks	L	45	97	0.464	13	36	0.361	6	13	0.462	11	40	51	22	23	5	9	6	109
			43	96	0.448	14	37	0.378	12	25	0.480	16	41	57	22	14	5	11	3	112
1/17	Mavericks vs. Bulls	L	41	93	0.441	8	31	0.258	11	19	0.579	12	35	47	18	23	6	17	2	101
			43	85	0.506	7	25	0.280	24	33	0.727	5	42	47	32	23	14	14	6	117
1/18	Mavericks at Raptors	L	31	82	0.378	9	36	0.250	22	27	0.815	8	30	38	21	16	6	17	4	93
			44	88	0.500	12	33	0.364	16	18	0.889	9	37	46	23	23	9	15	6	116
1/20	Mavericks at Pacers	W	51	97	0.526	8	27	0.296	14	17	0.824	9	40	49	32	17	5	8	6	124
			41	92	0.446	16	39	0.410	14	21	0.667	8	30	38	21	20	6	10	3	112
1/22	Mavericks at Spurs	W	45	93	0.484	14	39	0.359	18	20	0.900	7	35	42	23	21	3	6	2	122
			41	89	0.461	12	28	0.429	23	30	0.767	9	40	49	21	18	3	7	5	117
1/23	Mavericks vs. Rockets	L	37	83	0.446	5	25	0.200	29	40	0.725	10	26	36	15	23	7	10	4	108
			47	86	0.547	16	37	0.432	23	29	0.793	13	39	52	28	28	5	14	5	133
1/25	Mavericks vs. Nuggets	L	41	84	0.488	11	32	0.344	20	24	0.833	8	26	34	26	22	11	11	4	113
			40	79	0.506	15	35	0.429	22	28	0.786	14	35	49	25	20	9	18	4	117
1/27	Mavericks at Jazz	L	42	91	0.462	12	35	0.343	8	9	0.889	4	32	36	22	12	4	8	7	104
			42	91	0.462	16	41	0.390	16	21	0.762	11	39	50	20	18	7	10	7	116
1/29	Mavericks at Jazz	L	37	86	0.430	9	33	0.273	18	27	0.667	8	32	40	20	27	6	11	4	101
1,932			38	87	0.437	20	48	0.417	24	26	0.923	17	39	56	21	25	8	15	5	120
1/30	Mavericks vs. Suns	L	44	83	0.530	9	29	0.310	8	14	0.571	5	32	37	22	26	5	16	4	105
			37	81	0.457	10	22	0.455	27	31	0.871	9	33	42	22	19	9	13	0	111
2/1	Mavericks vs. Suns	L	37	86	0.430	10	32	0.313	24	25	0.960	7	35	42	16	17	9	14	7	108
			43	92	0.467	13	35	0.371	10	12	0.833	11	34	45	19	24	7	16	3	109
2/3	Mavericks at Hawks	W	43	93	0.462	13	40	0.325	23	25	0.920	13	32	45	27	19	8	10	7	122
1,259			45	90	0.500	14	38	0.368	12	17	0.706	13	33	46	31	20	6	16	4	116
2/4	Mavericks vs. Warriors	L	38	92	0.413	20	50	0.400	20	23	0.870	10	32	42	26	24	2	10	3	116
			51	89	0.573	22	43	0.512	23	27	0.852	4	41	45	37	19	6	10	6	147
2/6	Mavericks vs. Warriors	W	44	96	0.458	21	47	0.447	25	30	0.833	15	32	47	27	19	5	14	0	134
			46	86	0.535	20	45	0.444	20	23	0.870	6	34	40	27	24	11	16	4	132
2/8	Mavericks vs. Timberwolves	W	45	87	0.517	12	34	0.353	25	30	0.833	10	38	48	30	22	4	14	6	127
1,000			42	91	0.462	18	42	0.429	20	28	0.714	7	34	41	27	27	9	9	5	122
2/10	Mavericks vs. Hawks	W	43	84	0.512	14	35	0.400	18	20	0.900	4	33	37	25	24	3	11	3	118
1,000			40	88	0.455	14	39	0.359	23	28	0.821	9	33	42	27	20	7	9	4	117
2/12	Mavericks vs. Pelicans	W	51	88	0.580	25	45	0.556	16	21	0.762	5	32	37	30	22	4	6	2	143
1,514			48	90	0.533	17	37	0.459	17	23	0.739	9	29	38	31	19	5	10	3	130
2/14	Mavericks vs. Trail Blazers	L	40	81	0.494	14	41	0.341	24	25	0.960	10	25	35	19	21	5	14	6	118
2,211			45	85	0.529	18	40	0.450	13	19	0.684	10	26	36	15	23	7	15	2	121
2/22	Mavericks vs. Grizzlies	W	35	80	0.438	15	41	0.366	17	26	0.654	5	44	49	17	18	6	16	4	102
2,099			37	94	0.394	6	31	0.194	12	19	0.632	13	38	51	17	23	7	14	1	92
2/23	Mavericks vs. Celtics	W	42	89	0.472	13	33	0.394	13	15	0.867	8	30	38	19	17	5	10	1	110
3,338			41	86	0.477	12	39	0.308	13	18	0.722	12	34	46	19	21	6	13	6	107
2/25	Mavericks at 76ers	L	32	78	0.410	13	34	0.382	20	23	0.870	10	40	50	17	21	2	22	9	97
			39	90	0.433	12	29	0.414	21	25	0.840	8	31	39	26	19	11	8	6	111
2/27	Mavericks at Nets	W	45	86	0.523	14	36	0.389	11	17	0.647	6	30	36	23	15	12	9	8	115
684			35	86	0.407	14	44	0.318	14	19	0.737	14	33	47	21	16	5	19	4	98
3/1	Mavericks at Magic	W	47	90	0.522	17	46	0.370	19	23	0.826	7	39	46	29	12	6	8	6	130
3,766			47	95	0.495	20	41	0.488	10	14	0.714	6	35	41	25	17	5	8	1	124
3/3	Mavericks vs. Thunder	W	32	83	0.386	8	40	0.200	15	19	0.789	7	46</							



DATE	GAME	W/L	FG	FGA	PCT	3FG	3FGA	PCT	FT	FTA	PCT	OR	DR	REB	AST	PF	ST	TO	BS	PTS	
3/21	Mavericks at Trail Blazers	W	48 34	86 89	0.558 0.382	19 9	37 41	0.514 0.220	17 15	20 19	0.850 0.789	8 9	44 24	52 33	23 17	17 7	4 7	11 10	3 3	132 92	
3/24	Mavericks at Timberwolves	W	48 38	99 86	0.485 0.442	16 12	44 38	0.364 0.316	16 20	22 26	0.727 0.769	14 6	39 31	53 37	27 24	22 25	5 6	10 12	6 2	128 108	
3/26	Mavericks vs. Pacers	L	39 38	95 87	0.411 0.437	8 20	35 47	0.229 0.426	8 13	14 18	0.571 0.722	15 13	36 36	51 49	17 26	18 17	4 9	16 12	4 10	94 109	
3/27	Mavericks at Pelicans	L	37 42	83 81	0.446 0.519	10 9	31 26	0.323 0.346	19 19	24 29	0.792 0.655	10 8	28 34	38 42	19 20	20 18	2 2	7 7	4 5	103 112	
3/29	Mavericks at Thunder	W	51 38	96 81	0.531 0.469	16 9	44 26	0.364 0.346	9 21	13 33	0.692 0.636	8 10	35 37	43 47	30 17	21 14	11 8	9 16	3 4	127 106	
3/31	Mavericks at Celtics	W	38 39	77 94	0.494 0.415	19 11	39 47	0.487 0.234	18 19	25 23	0.720 0.826	4 8	39 28	43 36	20 20	18 19	6 11	6 9	20 2	4 108	
4/2	Mavericks at Knicks	W	41 32	88 89	0.466 0.360	12 12	37 38	0.324 0.316	5 10	10 10	0.500 1.000	4 9	43 34	47 43	19 18	12 17	6 7	10 12	2 3	99 86	
4/3	Mavericks at Wizards	W	40 35	90 86	0.444 0.407	10 5	30 25	0.333 0.200	19 12	24 15	0.792 0.800	14 9	36 35	50 44	17 12	22 21	7 4	8 14	4 3	109 87	
4/5	Mavericks vs. Jazz	W	41 37	91 88	0.451 0.420	23 12	49 44	0.469 0.273	6 17	8 22	0.750 0.773	10 14	34 34	44 48	22 20	18 18	2 3	10 9	2 4	111 103	
4/7	Mavericks at Rockets	L	33 38	87 88	0.379 0.432	10 17	39 44	0.256 0.386	17 9	22 16	0.773 0.563	11 10	35 39	46 49	16 21	15 18	4 7	9 11	5 5	93 102	
4/8	Mavericks vs. Bucks	W	43 38	97 100	0.443 0.380	17 12	45 33	0.378 0.364	13 13	18 16	0.722 0.813	15 14	41 38	56 52	23 16	15 20	6 8	11 9	8 1	116 101	
4/11	Mavericks vs. Spurs	L	45 45	94 83	0.479 0.542	13 8	42 21	0.310 0.381	14 21	15 27	0.933 0.778	11 10	26 31	37 41	25 20	21 20	5 10	12 15	3 7	117 119	
4/12	Mavericks vs. 76ers	L	35 39	83 80	0.422 0.488	9 12	36 31	0.250 0.387	16 23	20 33	0.800 0.697	11 6	35 34	46 40	16 24	24 7	15 9	3 9	3 4	95 113	
4/14	Mavericks at Grizzlies	W	44 42	88 90	0.500 0.467	13 13	40 34	0.325 0.382	13 16	17 21	0.765 0.762	8 11	37 34	45 45	25 27	17 18	4 7	11 7	3 3	114 113	
4/16	Mavericks vs. Knicks	L	40 44	91 86	0.440 0.512	15 14	45 28	0.333 0.500	14 15	19 21	0.737 0.714	10 9	31 36	41 45	20 22	15 20	6 4	9 10	7 5	109 117	
4/18	Mavericks vs. Kings	L	39 44	87 89	0.448 0.494	16 11	48 24	0.333 0.458	13 22	20 25	0.650 0.880	10 10	32 32	42 42	15 22	15 19	11 11	8 8	3 3	107 121	
4/21	Mavericks vs. Pistons	W	46 40	92 79	0.500 0.506	16 13	43 32	0.372 0.406	19 24	26 31	0.731 0.774	11 7	32 35	43 42	25 30	22 24	8 2	6 14	2 2	127 117	
4/22	Mavericks vs. Lakers	W	40 43	82 90	0.488 0.478	9 10	24 30	0.375 0.333	26 14	36 17	0.722 0.824	9 12	29 33	38 45	23 26	15 28	11 7	12 16	5 5	115 110	
4/24	Mavericks vs. Lakers	W	38 33	78 86	0.487 0.384	13 12	30 45	0.433 0.267	19 15	25 19	0.760 0.789	10 6	41 30	51 36	26 22	17 22	3 11	18 9	2 4	108 93	
4/26	Mavericks at Kings	L	43 42	92 81	0.467 0.519	12 13	42 29	0.286 0.448	8 16	14 18	0.571 0.889	14 11	26 35	40 46	24 23	15 15	9 6	10 18	2 4	106 113	
4/27	Mavericks at Warriors	W	48 34	92 84	0.522 0.405	18 16	35 43	0.514 0.372	19 19	22 24	0.864 0.792	9 10	41 33	50 43	21 25	19 18	9 11	13 18	4 5	133 103	
4/29	Mavericks at Pistons	W	40 36	89 71	0.449 0.507	13 10	30 29	0.433 0.345	22 23	23 34	0.957 0.676	8 3	27 36	35 39	22 26	20 23	6 7	12 18	2 5	115 105	
5/1	Mavericks vs. Wizards	W	47 47	87 91	0.540 0.516	17 6	38 19	0.447 0.316	14 24	22 31	0.636 0.774	7 14	29 32	36 46	31 19	25 23	6 5	11 11	4 3	125 124	
5/2	Mavericks vs. Kings	L	34 45	81 81	0.420 0.556	6 11	35 28	0.171 0.393	25 10	31 16	0.806 0.625	13 8	27 30	40 38	16 27	16 26	12 9	17 20	4 1	99 111	
5/4	Mavericks at Heat	W	46 39	87 84	0.529 0.464	22 18	48 41	0.458 0.439	13 17	18 21	0.722 0.810	12 8	32 31	44 39	26 30	17 17	6 9	13 12	4 2	127 113	
5/6	Mavericks vs. Nets	W	40 41	89 95	0.449 0.432	15 13	34 37	0.441 0.351	18 14	26 15	0.692 0.933	12 10	39 41	51 51	23 18	15 18	10 8	12 13	3 4	113 109	
5/7	Mavericks vs. Cavaliers	W	41 32	83 83	0.494 0.386	10 6	32 29	0.313 0.207	18 20	22 26	0.818 0.769	9 11	36 32	45 43	21 17	22 18	7 6	10 15	7 0	110 90	
5/9	Mavericks at Cavaliers	W	50 33	93 86	0.538 0.384	15 11	39 31	0.385 0.355	9 20	11 31	0.818 0.645	8 10	34 28	42 38	33 18	24 12	9 5	12 16	7 2	124 97	
5/11	Mavericks at Grizzlies	L	37 51	88 89	0.420 0.573	12 16	38 33	0.316 0.485	18 15	19 16	0.947 0.938	13 10	22 34	35 44	23 32	15 16	8 11	13 11	2 6	104 133	
5/12	Mavericks vs. Pelicans	W	47 36	96 87	0.490 0.414	15 7	45 28	0.333 0.250	16 28	20 38	0.800 0.737	9 11	39 33	48 44	23 18	27 18	4 5	8 13	2 2	125 107	
5/14	Mavericks vs. Raptors	W	39 42	90 85	0.433 0.494	17 13	42 38	0.405 0.342	19 13	21 17	0.905 0.765	11 4	31 40	42 44	27 19	18 18	4 7	10 12	3 5	114 110	
5/16	Mavericks at Timberwolves	L	44 49	91 90	0.484 0.544	16 17	38 40	0.421 0.425	17 21	20 25	0.850 0.840	11 11	27 27	38 38	32 35	19 22	5 11	16 10	5 4	121 136	
TOTALS			72	2,958	6,287	0.470	994	2,744	0.362	1,186	1,524	0.778	657	2,463	3,120	1,647	1,396	450	869	311	8,096
OPPONENTS			72	2,885	6,269	0.460	925	2,537	0.365	1,238	1,621	0.764	704	2,460	3,164	1,631	1,446	527	908	264	7,933





DALLAS MAVERICKS			OPPONENTS		
Points	46	Luka Dončić vs. NOP 2/12/21	57	Stephen Curry vs. GSW 2/6/21	
Points in a Quarter	23	Luka Dončić (3rd) at GSW 4/27/21	22	Malik Beasley (4th) vs. MIN 2/8/21	
Points in a Half	30	Luka Dončić (1st) vs. CHI 1/17/21	30	Stephen Curry (1st) vs. GSW 2/6/21	
Field Goals	17	Luka Dončić vs. NOP 2/12/21	19	Stephen Curry vs. GSW 2/6/21	
Field Goal Attempts	30	Luka Dončić vs. NOP 2/12/21	31	Kyrie Irving vs. BKN 5/6/21	
	30	Luka Dončić vs. CHI 1/17/21	31	Stephen Curry vs. GSW 2/6/21	
			31	Nikola Jokic at DEN 1/7/21	
Field Goal Percentage	1.000	Dwight Powell (5-5) vs. NOP 5/12/21	1.000	Naz Reid (7-7) at MIN 5/16/21	
	1.000	Jalen Brunson (5-5) at CLE 5/9/21			
3-PT Field Goal	10	Tim Hardaway Jr. at MIA 5/4/21	11	Stephen Curry vs. GSW 2/6/21	
3-PT FG Attempts	18	Tim Hardaway Jr. at MIA 5/4/21	19	Stephen Curry vs. GSW 2/6/21	
3-PT FG Percentage	1.000	Josh Richardson (5-5) vs. UTA 4/5/21	1.000	Terence Davis (5-5) vs. SAC 4/18/21	
Free Throws	11	Luka Dončić vs. POR 2/14/21	14	Joel Embiid vs. PHI 4/12/21	
	11	Luka Dončić vs. GSW 2/6/21			
Free Throw Attempts	15	Luka Dončić at DEN 1/7/21	18	Zion Williamson at NOP 3/27/21	
Free Throw Percentage	1.000	Tim Hardaway Jr. (10-10) at DET 4/29/21	1.000	Shai Gilgeous-Alexander (9-9) at OKC 3/11/21	
	1.000	Luka Dončić (10-10) at ATL 2/3/21	1.000	Danilo Gallinari (9-9) at ATL 2/3/21	
	1.000	Luka Dončić (10-10) vs. DEN 1/25/21			
Offensive Rebounds	7	Kristaps Porzingis vs. IND 3/26/21	9	Jonas Valanciunas at MEM 4/14/21	
Defensive Rebounds	14	Luka Dončić at HOU 1/4/21	16	Kelly Olynyk at HOU 4/7/21	
	14	Luka Dončić vs. MIA 1/1/21	16	Miles Bridges vs. CHA 12/30/20	
Total Rebounds	18	Kristaps Porzingis vs. IND 3/26/21	20	Rudy Gobert at UTA 1/27/21	
Assists	20	Luka Dončić vs. WAS 5/1/21	15	Trae Young vs. ATL 2/10/21	
			15	Draymond Green vs. GSW 2/6/21	
			15	Draymond Green vs. GSW 2/4/21	
Steals	5	Luka Dončić at DEN 1/7/21	7	Draymond Green vs. GSW 2/6/21	
Blocks	5	Kristaps Porzingis vs. MIN 2/8/21	7	Myles Turner vs. IND 3/26/21	
Minutes	43:16	Luka Dončić at DEN 1/7/21	46:18	Jamal Murray at DEN 1/7/21	
Points in Paint	22	Dwight Powell vs. LAL 4/24/21	28	Zion Williamson vs. NOP 2/12/21	
	22	Luka Dončić at PHX 12/23/20			
Second Chance Points	9	Kristaps Porzingis vs. SAS 4/11/21	12	DeMarcus Cousins vs. HOU 1/23/21	
	9	Kristaps Porzingis vs. SAS 3/10/21			
Fast Break Points	13	Tim Hardaway Jr. vs. MEM 2/22/21	13	Kelly Oubre Jr. vs. GSW 2/4/21	

MAVERICKS HIGHS	MAVERICKS LOWS	CATEGORY	OPPONENTS HIGHS	OPPONENTS LOWS
143 vs. NOP 2/12/21	87 vs. OKC 3/3/21	Points	147 vs. GSW 2/4/21	73 at LAC 12/27/20
43 vs. MIN 2/8/21	12 at UTA 1/29/21	Points/1st Qtr.	39 at MIA 5/4/21	12 at GSW 4/27/21
45 vs. NOP 5/12/21	19 (3) at HOU 4/7/21	Points/2nd Qtr.	45 vs. SAC 4/18/21	14 at LAC 12/27/20
77 (2) vs. NOP 5/12/21	42 at HOU 4/7/21	Points/1st Half	76 at MIN 5/16/21	27 at LAC 12/27/20
41 at GSW 4/27/21	12 vs. CHA 12/30/20	Points/3rs Qtr.	45 vs. POR 2/14/21	15 at POR 3/21/21
40 at MIN 3/24/21	12 vs. OKC 3/3/21	Points/4th Qtr.	45 vs. MIN 2/8/21	14 vs. LAL 4/24/21
74 vs. NOP 2/12/21	38 vs. OKC 3/3/21	Points/2nd Half	74 at GSW 4/27/21	34 at BKN 2/27/21
51 (3) at OKC 3/29/21	31 at TOR 1/18/21	Field Goals	51 (3) at MEM 5/11/21	26 at LAC 12/27/20
99 at MIN 3/24/21	77 at BOS 3/31/21	Field Goal Attempts	100 (2) vs. MIL 4/8/21	71 at DET 4/29/21
.580 vs. NOP 2/12/21	.378 at TOR 1/18/21	Field Goal Percentage	.573 (2) at MEM 5/11/21	.333 vs. OKC 3/3/21
25 vs. NOP 2/12/21	5 vs. HOU 1/23/21	3-PT Field Goal	22 (2) at POR 3/19/21	4 at LAC 12/27/20
50 vs. GSW 2/4/21	24 vs. LAL 4/22/21	3-PT FG Attempts	48 at UTA 1/29/21	19 vs. WAS 5/1/21
.556 vs. NOP 2/12/21	.171 vs. SAC 5/2/21	3-PT FG Percentage	.512 vs. GSW 2/4/21	.121 at LAC 12/27/20
29 vs. HOU 1/23/21	4 vs. LAC 3/15/21	Free Throws	29 at HOU 1/4/21	6 vs. LAC 3/17/21
40 vs. HOU 1/23/21	5 vs. LAC 3/15/21	Free Throw Attempts	38 vs. NOP 5/12/21	10 at NYK 4/2/21
.960 (2) vs. POR 2/14/21	.462 at MIL 1/15/21	Free Throw Percentage	1.000 at NYK 4/2/21	.480 at MIL 1/15/21
15 (3) vs. MIL 4/8/21	3 at LAL 12/25/20	Offensive Rebounds	17 (2) at UTA 1/29/21	3 at DET 4/29/21
46 vs. OKC 3/3/21	22 at MEM 5/11/21	Defensive Rebounds	42 (2) vs. CHI 1/17/21	24 (2) at POR 3/21/21
67 at MIN 3/24/21	34 at LAL 12/25/20	Total Rebounds	71 at CHA 1/13/21	34 vs. SAS 3/10/21
33 at CLE 5/9/21	14 vs. LAC 3/17/21	Assists	37 vs. GSW 2/4/21	12 at WAS 4/3/21
13 at LAL 12/25/20	2 (4) vs. UTA 4/5/21	Steals	14 vs. CHI 1/17/21	2 (4) vs. DET 4/21/21
26 at HOU 1/4/21	12 (5) at NYK 4/2/21	Fouls	26 at DEN 1/7/21	11 (4) at CLE 5/9/21
18 (2) vs. LAC 3/17/21	5 at SAS 1/22/21	Turnovers	23 vs. CHA 12/30/20	6 (4) vs. SAC 4/18/21
12 at CHA 1/13/21	0 (2) vs. GSW 2/6/21	Blocks	10 vs. IND 3/26/21	0 (4) vs. CLE 5/7/21
68 at IND 1/20/21	26 at PHI 2/25/21	Points in Paint	64 (2) vs. SAC 5/2/21	30 at NYK 4/2/21
22 (2) at MIN 3/24/21	0 at LAL 12/25/20	Second Chance Points	35 at LAL 12/25/20	2 (2) vs. SAS 3/10/21
28 at LAC 12/27/20	0 at TOR 1/18/21	Fast Break Points	25 (2) vs. SAC 4/18/21	2 (2) at OKC 3/11/21
57 at LAC 12/27/20	0 (4) vs. SAC 5/2/21	Biggest Lead	34 vs. GSW 2/4/21	0 (6) vs. TOR 5/14/21





MAVERICKS RECORD WHEN...	OVERALL	HOME	ROAD
Outbounding opponent	22-7	9-4	13-3
Outbounded by opponent	16-22	8-10	8-12
Tied in Rebounding	4-1	4-1	0-0
Shooting better than opponent	32-5	15-3	17-2
Shooting worse than opponent	8-21	5-11	3-10
Shooting same than opponent	2-4	1-1	1-3
More FTM than opponent	17-11	9-5	8-6
Less FTM than opponent	20-18	9-10	11-8
Same FTM than opponent	5-1	3-0	2-1
More 3FGM than opponent	32-7	17-5	15-2
Less 3FGM than opponent	6-23	3-10	3-13
Same 3FGM than opponent	4-0	1-0	3-0
More assists than opponent	25-9	12-5	13-4
Less assists than opponent	13-19	6-9	7-10
Same assists than opponent	4-2	3-1	1-1
More turnovers than opponent	15-13	10-7	5-6
Less turnovers than opponent	24-16	10-7	14-9
Same turnovers than opponent	3-1	1-1	2-0
Bench outscores opponent bench	29-13	14-5	15-8
Opponent bench outscores (abbrev)	12-16	6-10	6-6
Bench scoring equal	1-1	1-0	0-1
Scoring less than 80 points	0-0	0-0	0-0
Scoring between 80-89 points	1-0	1-0	0-0
Scoring between 90-99 points	1-5	1-2	0-3
Scoring 100 or more points	39-22	19-10	20-12
Opponent scores less than 80	2-0	1-0	1-0
Opponent scores between 80-89	4-0	2-0	2-0
Opponent scores between 90-99	8-0	4-0	4-0
Opponent scores 100 or more	28-30	14-15	14-15

NUMBER OF TIMES RECORDING	POINTS		REB	AST	BLK	STL	TD	
	10+	20+	10+	10+	3+	3+	DD	TD
Tyler Bey	--	--	--	--	--	--	--	--
Jalen Brunson	44	10	1	1	--	--	1	--
Trey Burke	12	2	--	--	--	2	--	--
Willie Cauley-Stein	9	--	--	3	--	2	1	--
Luka Dončić	66	57	26	18	19	3	4	26
Dorian Finney-Smith	30	4	--	2	--	1	3	1
Josh Green	--	--	--	--	--	--	1	--
Tim Hardaway Jr.	57	18	5	--	--	--	--	--
Nate Hinton	--	--	--	--	--	--	--	--
Wes Iwundu	--	--	--	--	--	--	--	--
James Johnson	6	--	--	--	2	--	--	--
Maxi Kleber	13	--	1	--	--	1	--	--
Boban Marjanović	6	--	4	--	--	--	3	--
Nicolò Melli	3	--	--	--	--	--	--	--
Kristaps Porzingis	42	20	3	17	--	5	1	16
Dwight Powell	12	1	--	3	--	2	3	1
JJ Redick	--	--	--	--	--	--	--	--
Josh Richardson	41	6	--	--	--	--	5	--
Tyrell Terry	--	--	--	--	--	--	--	--

NUMBER OF TIMES LEADING TEAM IN... (INCLUDES TIES)	PTS	REB	AST	BLK	STL	MIN
	Tyler Bey	--	--	--	3	--
Jalen Brunson	1	2	9	3	11	4
Trey Burke	--	--	1	4	11	1
Willie Cauley-Stein	--	6	--	23	6	--
Luka Dončić	50	26	61	19	24	30
Dorian Finney-Smith	--	10	1	13	16	12
Josh Green	--	--	--	3	5	--
Tim Hardaway Jr.	9	--	--	4	11	11
Nate Hinton	--	--	--	2	2	--
Wes Iwundu	--	--	--	3	3	--
James Johnson	--	2	--	9	10	--
Maxi Kleber	--	6	--	18	9	3
Boban Marjanović	--	7	--	4	--	--
Nicolò Melli	--	--	--	2	2	--
Kristaps Porzingis	13	22	2	25	8	4
Dwight Powell	1	8	1	14	12	--
JJ Redick	--	--	--	1	--	--
Josh Richardson	1	1	5	12	22	7
Tyrell Terry	--	--	--	2	1	--

STARTING LINEUPS

LAST USED	GAME	FORWARD	FORWARD	CENTER	GUARD	GUARD	RECORD
1/1	vs. Heat	Dorian Finney-Smith	Tim Hardaway Jr.	Dwight Powell	Luka Dončić	Josh Richardson	2-3
1/3	at Bulls	Dorian Finney-Smith	Tim Hardaway Jr.	Dwight Powell	Jalen Brunson	Josh Richardson	0-1
1/7	at Nuggets	Dorian Finney-Smith	Maxi Kleber	Willie Cauley-Stein	Luka Dončić	Josh Richardson	2-0
1/9	vs. Magic	Josh Green	Maxi Kleber	Willie Cauley-Stein	Luka Dončić	Tim Hardaway Jr.	1-0
1/15	at Bucks	Wes Iwundu	Kristaps Porzingis	Willie Cauley-Stein	Luka Dončić	Tim Hardaway Jr.	1-1
1/17	vs. Bulls	Wes Iwundu	Kristaps Porzingis	Willie Cauley-Stein	Luka Dončić	Josh Green	0-1
1/22	at Spurs	Josh Green	Tim Hardaway Jr.	Kristaps Porzingis	Jalen Brunson	Luka Dončić	2-0
1/23	vs. Rockets	Josh Green	Tim Hardaway Jr.	Willie Cauley-Stein	Jalen Brunson	Luka Dončić	0-1
1/25	vs. Nuggets	Tim Hardaway Jr.	Kristaps Porzingis	Willie Cauley-Stein	Jalen Brunson	Luka Dončić	0-2
1/29	at Jazz	Dorian Finney-Smith	Tim Hardaway Jr.	Kristaps Porzingis	Luka Dončić	Josh Richardson	0-2
2/23	vs. Celtics	Dorian Finney-Smith	James Johnson	Dwight Powell	Luka Dončić	Josh Richardson	1-0
2/25	at 76ers	Dorian Finney-Smith	Maxi Kleber	Boban Marjanović	Luka Dončić	Josh Richardson	0-1
3/11	at Thunder	Dorian Finney-Smith	Maxi Kleber	Willie Cauley-Stein	Jalen Brunson	Josh Richardson	0-1
3/19	at Trail Blazers	Tim Hardaway Jr.	Maxi Kleber	Kristaps Porzingis	Luka Dončić	Josh Richardson	1-1
3/26	vs. Pacers	Dorian Finney-Smith	Maxi Kleber	Kristaps Porzingis	Jalen Brunson	Josh Richardson	1-1
3/27	at Pelicans	Dorian Finney-Smith	Maxi Kleber	Boban Marjanović	Jalen Brunson	Josh Richardson	0-1
4/3	at Wizards	Dorian Finney-Smith	Nicolò Melli	Boban Marjanović	Luka Dončić	Tim Hardaway Jr.	1-0
4/5	vs. Jazz	Dorian Finney-Smith	Nicolò Melli	Maxi Kleber	Luka Dončić	Josh Richardson	1-0
4/11	vs. Spurs	Dorian Finney-Smith	Nicolò Melli	Kristaps Porzingis	Luka Dončić	Josh Richardson	0-2
4/12	vs. 76ers	Dorian Finney-Smith	Josh Richardson	Maxi Kleber	Jalen Brunson	Luka Dončić	0-1
4/18	vs. Kings	Dorian Finney-Smith	Maxi Kleber	Kristaps Porzingis	Luka Dončić	Josh Richardson	16-6
4/22	vs. Lakers	Dorian Finney-Smith	Kristaps Porzingis	Dwight Powell	Luka Dončić	Josh Richardson	2-0
4/26	at Kings	Dorian Finney-Smith	Maxi Kleber	Dwight Powell	Luka Dončić	Tim Hardaway Jr.	1-1
4/27	at Warriors	Dorian Finney-Smith	Maxi Kleber	Dwight Powell	Trey Burke	Luka Dončić	1-0
4/29	at Pistons	Tim Hardaway Jr.	Kristaps Porzingis	Dwight Powell	Jalen Brunson	Josh Richardson	1-0
5/2	vs. Kings	Dorian Finney-Smith	Maxi Kleber	Dwight Powell	Luka Dončić	Josh Richardson	2-1
5/11	at Grizzlies	Dorian Finney-Smith	Tim Hardaway Jr.	Willie Cauley-Stein	Luka Dončić	Josh Richardson	4-2
5/16	at Timberwolves	Dorian Finney-Smith	Kristaps Porzingis	Dwight Powell	Luka Dončić	Tim Hardaway Jr.	2-1

GAMES MISSED DUE TO INJURIES/SUSPENSIONS

NAME	INJURY/ILLNESS	DATES OUT	GAMES MISSED
Tyler Bey	Illness	4/8	1
Trey Burke	Illness	1/7	1
Luka Dončić	Left Calf; Strain	4/5 through 4/7/21	2
	Left Quadricep; Contusion	1/3	1
	Low Back; Tightness	3/3; 3/26	2
	Right Ankle; Injury Recovery	3/11	1
	Illness	3/27	1
	Illness	4/29	1
Dorian Finney-Smith	Left Elbow; Contusion	4/29	1
Tim Hardaway Jr.	Left Groin; Strain	1/17	1
	Right Ankle; Soreness	5/2	1
James Johnson	Left Knee; Soreness	2/6	1
Maxi Kleber	Left Ankle; Sprain	2/23	1
	Left Leg; Contusion	4/3	1
	Right Lower Leg; Soreness	4/7 through 4/11/21	3
	Low Back; Contusion	4/22	1
	Right Achilles; Soreness	5/4 through 5/9/21; 5/14 through 5/16/21	6
Kristaps Porzingis	Right Knee; Surgery	12/23/20 through 1/9/21	9
	Right Knee; Injury Recovery	1/23; 1/30; 3/11; 3/27; 4/3; 4/12	6
	Low Back; Tightness	2/22 through 2/25/21	3
	Right Wrist; Sprain	4/5	1
	Right Ankle; Sprain	4/24 through 4/27/21	3
	Right Knee; Soreness	5/1 through 5/11/21	7
Dwight Powell	Illness	3/15	1
JJ Redick	Right Heel; Soreness	3/26 through 4/11/21; 4/26; 5/14 through 5/16/21	13
	Right Heel; Injury Recovery	5/1; 5/7	2
Josh Richardson	Left Calf; Tightness	4/3	1
	Right Hamstring; Tightness	4/24 through 4/27/21	3
Tyrell Terry	Illness	3/10 through 3/13/21	3
	TOTAL GAMES MISSED		78





DATE	OPPONENT	OVERALL REC	W/L	MAVERICKS											OPPONENTS											POINT DIFF.
				1ST	2ND	1ST HALF	3RD	4TH	2ND HALF	1ST OT	BIGGEST LEAD	TOTAL	1ST	2ND	1ST HALF	3RD	4TH	2ND HALF	1ST OT	BIGGEST LEAD	TOTAL					
12/23	at Phoenix	0-1	L	22	23	45	26	31	57	57	2	102	23	30	53	24	29	53	--	12	106	-4				
12/25	at LA Lakers	0-2	L	30	27	57	28	30	58	--	5	115	33	36	69	30	39	69	--	27	138	-23				
12/27	at LA Clippers	1-2	W	36	41	77	27	20	47	--	57	124	13	14	27	30	16	46	--	2	73	51				
12/30	Charlotte	1-3	L	29	28	57	12	30	42	--	6	99	36	32	68	30	20	50	--	31	118	-19				
1/1	Miami	2-3	W	20	26	46	27	20	47	--	24	93	16	15	31	22	30	52	--	2	83	10				
1/3	at Chicago	2-4	L	31	29	60	21	27	48	--	6	108	31	28	59	27	32	59	--	10	118	-10				
1/4	at Houston	3-4	W	33	28	61	23	29	52	--	18	113	21	28	49	28	23	51	--	2	100	13				
1/7	at Denver	4-4	W	22	21	43	33	33	66	15	7	124	28	24	52	26	31	57	8	12	117	7				
1/9	Orlando	5-4	W	36	20	56	29	27	56	--	16	112	27	23	50	25	23	48	--	6	98	14				
1/13	at Charlotte	6-4	W	32	28	60	27	17	44	--	22	104	16	27	43	29	21	50	--	0	93	11				
1/15	at Milwaukee	6-5	L	23	24	47	34	28	62	--	4	109	30	25	55	29	28	57	--	14	112	-3				
1/17	Chicago	6-6	L	23	29	52	23	26	49	--	7	101	27	40	67	22	28	50	--	19	117	-16				
1/18	at Toronto	6-7	L	18	29	47	25	21	46	--	3	93	22	25	47	34	35	69	--	23	116	-23				
1/20	at Indiana	7-7	W	37	28	65	28	31	59	--	16	124	28	35	63	29	20	49	--	3	112	12				
1/22	at San Antonio	8-7	W	37	31	68	27	27	54	--	18	122	34	24	58	27	32	59	--	5	117	5				
1/23	Houston	8-8	L	27	32	59	24	25	49	--	0	108	38	32	70	34	29	63	--	27	133	-25				
1/25	Denver	8-9	L	31	27	58	36	19	55	--	7	113	38	32	70	22	25	47	--	13	117	-4				
1/27	at Utah	8-10	L	19	29	48	30	26	56	--	0	104	32	37	69	31	16	47	--	25	116	-12				
1/29	at Utah	8-11	L	12	33	45	23	33	56	--	1	101	37	24	61	33	26	59	--	30	120	-19				
1/30	Phoenix	8-12	L	28	27	55	27	23	50	--	15	105	29	26	55	22	34	56	--	9	111	-6				
2/1	Phoenix	8-13	L	22	31	53	29	26	55	--	11	108	22	25	47	30	32	62	--	5	109	-1				
2/3	at Atlanta	9-13	W	26	27	53	35	34	69	--	15	122	22	34	56	27	33	60	--	6	116	6				
2/4	Golden State	9-14	L	34	42	76	20	20	40	--	8	116	36	38	74	36	37	73	--	34	147	-31				
2/6	Golden State	10-14	W	35	37	72	34	28	62	--	16	134	31	33	64	37	31	68	--	1	132	2				
2/8	Minnesota	11-14	W	43	28	71	24	32	56	--	25	127	22	29	51	26	45	71	--	2	122	5				
2/10	Atlanta	12-14	W	33	19	52	29	37	66	--	6	118	32	30	62	28	27	55	--	13	117	1				
2/12	New Orleans	13-14	W	27	42	69	39	35	74	--	16	143	34	31	65	36	29	65	--	7	130	13				
2/14	Portland	13-15	L	25	36	61	30	27	57	--	7	118	34	24	58	45	18	63	--	14	121	-3				
2/22	Memphis	14-15	W	26	28	54	27	21	48	--	23	102	13	23	36	26	30	56	--	0	92	10				
2/23	Boston	15-15	W	34	21	55	25	30	55	--	12	110	31	25	56	20	31	51	--	5	107	3				
2/25	at Philadelphia	15-16	L	22	21	43	25	29	54	--	2	97	23	36	59	27	25	52	--	26	111	-14				
2/27	at Brooklyn	16-16	W	38	30	68	26	21	47	--	22	115	26	38	64	18	16	34	--	1	98	17				
3/1	at Orlando	17-16	W	29	32	61	34	35	69	--	18	130	33	25	58	28	38	66	--	7	124	6				
3/3	Oklahoma City	18-16	W	25	24	49	26	12	38	--	22	87	23	19	42	19	17	36	--	2	78	9				
3/10	San Antonio	19-16	W	27	25	52	35	28	63	--	13	115	32	27	59	27	18	45	--	7	104	11				
3/11	at Oklahoma City	19-17	L	19	28	47	27	34	61	--	3	108	35	27	62	27	27	54	--	21	116	-8				
3/13	at Denver	20-17	W	28	34	62	31	23	54	--	21	116	29	22	51	22	30	52	--	10	103	13				
3/15	LA Clippers	20-18	L	23	27	50	28	21	49	--	1	99	31	24	55	30	24	54	--	14	109	-10				
3/17	LA Clippers	21-18	W	24	32	56	21	28	49	--	16	105	29	22	51	20	18	38	--	7	89	16				
3/19	at Portland	21-19	L	33	27	60	38	21	59	--	8	119	37	27	64	29	32	61	--	9	125	-6				
3/21	at Portland	22-19	W	27	38	65	38	29	67	--	45	132	30	24	54	15	23	38	--	7	92	40				
3/24	at Minnesota	23-19	W	30	26	56	32	40	72	--	23	128	33	22	55	18	35	53	--	13	108	20				
3/26	Indiana	23-20	L	29	19	48	27	19	46	--	5	94	31	30	61	21	27	48	--	21	109	-15				
3/27	at New Orleans	23-21	L	20	33	53	25	25	50	--	8	103	35	18	53	27	32	59	--	15	112	-9				
3/29	at Oklahoma City	24-21	W	33	38	71	29	27	56	--	27	127	24	39	63	20	23	43	--	0	106	21				
3/31	at Boston	25-21	W	30	34	64	26	23	49	--	23	113	25	20	45	28	35	63	--	0	108	5				
4/2	at New York	26-21	W	22	27	49	23	27	50	--	15	99	25	21	46	23	17	40	--	13	86	13				
4/3	at Washington	27-21	W	24	28	52	23	34	57	--	22	109	19	28	47	20	20	40	--	1	87	22				
4/5	Utah	28-21	W	27	23	50	37	24	61	--	18	111	25	17	42	27	34	61	--	5	103	8				
4/7	at Houston	28-22	L	23	19	42	22	29	51	--	3	93	24	23	47	28	27	55	--	13	102	-9				
4/8	Milwaukee	29-22	W	29	26	55	25	36	61	--	16	116	31	25	56	28	17	45	--	6	101	15				
4/11	San Antonio	29-23	L	26	30	56	33	28	61	--	9	117	26	25	51	37	31	68	--	9	119	-2				
4/12	Philadelphia	29-24	L	26	22	48	21	26	47	--	4	95	30	30	60	28	25	53	--	23	113	-18				
4/14	at Memphis	30-24	W	32	25	57	26	31	57	--	6	114	34	26	60	29	24	53	--	9	113	1				
4/16	New York	30-25	L	25	27	52	27	30	57	--	6	109	34	22	56	27	34	61	--	12	117	-8				
4/18	Sacramento	30-26	L	20	30	50	27	30	57	--	0	107	22	45	67	20	34	54	--	21	121	-14				
4/21	Detroit	31-26	W	33	34	67	33	27	60	--	17	127	36	22	58	32	27	59	--	8	117	10				
4/22	LA Lakers	32-26	W	31	31	62	32	21	53	--	13	115	26	25	51	39	20	59	--	8	110	5				
4/24	LA Lakers	33-26	W	23	23	46	33	29	62	--	15	108	26	32	58	21	14	35	--	17	93	15				
4/26	at Sacramento	33-27	L	17	35	52	33	21	54	--	2	106	31	28	59	28	26	54	--	18	113	-7				
4/27	at Golden State	34-27	W	36	26	62	41	30	71	--	43	133	12	17	29	35	39	74	--	1	103	30				
4/29	at Detroit	35-27	W	26	34	60	26	29	55	--	10	115	26	28</												



NATIONAL BASKETBALL ASSOCIATION

												RANK	
	LEAGUE	GAMES	W-L	PCT	GB	CONF	DIV	HOME	AWAY	L10	STRK	CONF	DIV
Utah Jazz	1	72	52-20	.722	0	28-14	7-5	31-5	21-15	7-3	W2	1	1
Phoenix Suns	2	72	51-21	.708	0	30-12	7-5	27-9	24-12	7-3	W3	2	1
Philadelphia 76ers	3	72	49-23	.681	0	31-11	10-2	29-7	20-16	8-2	W2	1	1
Brooklyn Nets	4	72	48-24	.667	1.0	26-16	8-4	28-8	20-16	6-4	W5	2	2
Denver Nuggets	5	72	47-25	.653	5.0	26-16	9-3	25-11	22-14	6-4	L1	3	2
LA Clippers	6	72	47-25	.653	4.0	27-15	9-3	26-10	21-15	4-6	L2	4	2
Milwaukee Bucks	7	72	46-26	.639	0	30-12	11-1	26-10	20-16	8-2	L1	3	1
Dallas Mavericks	8	72	42-30	.583	0	21-21	7-5	21-15	21-15	7-3	L1	5	1
Los Angeles Lakers	9	72	42-30	.583	9.0	25-17	4-8	21-15	21-15	6-4	W5	7	3
Portland Trail Blazers	10	72	42-30	.583	10.0	23-19	6-6	20-16	22-14	8-2	W1	6	3
Atlanta Hawks	11	72	41-31	.569	0	24-18	9-3	25-11	16-20	7-3	W4	5	1
New York Knicks	12	72	41-31	.569	8.0	25-17	4-8	25-11	16-20	7-3	W3	4	3
Miami Heat	13	72	40-32	.556	1.0	24-18	6-6	21-15	19-17	8-2	W1	6	2
Golden State Warriors	14	72	39-33	.542	12.0	25-17	5-7	25-11	14-22	8-2	W6	8	4
Memphis Grizzlies	15	72	38-34	.528	4.0	19-23	6-6	18-18	20-16	6-4	L1	9	2
Boston Celtics	16	72	36-36	.500	13.0	20-22	4-8	21-15	15-21	4-6	L1	7	4
Indiana Pacers	17	72	34-38	.472	12.0	20-22	7-5	13-23	21-15	5-5	W1	9	2
Washington Wizards	18	72	34-38	.472	7.0	16-26	3-9	19-17	15-21	6-4	W2	8	3
San Antonio Spurs	19	72	33-39	.458	9.0	17-25	6-6	14-22	19-17	2-8	L4	10	3
Charlotte Hornets	20	72	33-39	.458	8.0	20-22	8-4	18-18	15-21	3-7	L5	10	4
New Orleans Pelicans	21	72	31-41	.431	11.0	18-24	6-6	18-18	13-23	4-6	L4	11	4
Chicago Bulls	22	72	31-41	.431	15.0	21-21	7-5	15-21	16-20	5-5	W1	11	3
Sacramento Kings	23	72	31-41	.431	20.0	18-24	5-7	16-20	15-21	6-4	L3	12	5
Toronto Raptors	24	72	27-45	.375	22.0	17-25	4-8	16-20	11-25	1-9	L7	12	5
Minnesota Timberwolves	25	72	23-49	.319	29.0	15-27	5-7	13-23	10-26	5-5	W1	13	4
Cleveland Cavaliers	26	72	22-50	.306	24.0	16-26	4-8	13-23	9-27	1-9	L2	13	4
Oklahoma City Thunder	27	72	22-50	.306	30.0	12-30	3-9	10-26	12-24	1-9	W1	14	5
Orlando Magic	28	72	21-51	.292	20.0	13-29	4-8	11-25	10-26	2-8	L7	14	5
Detroit Pistons	29	72	20-52	.278	26.0	12-30	1-11	13-23	7-29	1-9	L5	15	5
Houston Rockets	30	72	17-55	.236	25.0	11-31	5-7	9-27	8-28	2-8	L1	15	5

EASTERN CONFERENCE

												RANK	
	CONF	GAMES	W-L	PCT	GB	CONF	DIV	HOME	AWAY	L10	STRK	LEAGUE	DIV
Philadelphia 76ers	1	72	49-23	.681	0	31-11	10-2	29-7	20-16	8-2	W2	3	1
Brooklyn Nets	2	72	48-24	.667	1.0	26-16	8-4	28-8	20-16	6-4	W5	4	2
Milwaukee Bucks	3	72	46-26	.639	3.0	30-12	11-1	26-10	20-16	8-2	L1	7	1
New York Knicks	4	72	41-31	.569	8.0	25-17	4-8	25-11	16-20	7-3	W3	12	3
Atlanta Hawks	5	72	41-31	.569	8.0	24-18	9-3	25-11	16-20	7-3	W4	11	1
Miami Heat	6	72	40-32	.556	9.0	24-18	6-6	21-15	19-17	8-2	W1	13	2
Boston Celtics	7	72	36-36	.500	13.0	20-22	4-8	21-15	15-21	4-6	L1	16	4
Washington Wizards	8	72	34-38	.472	15.0	16-26	3-9	19-17	15-21	6-4	W2	18	3
Indiana Pacers	9	72	34-38	.472	15.0	20-22	7-5	13-23	21-15	5-5	W1	17	2
Charlotte Hornets	10	72	33-39	.458	16.0	20-22	8-4	18-18	15-21	3-7	L5	20	4
Chicago Bulls	11	72	31-41	.431	18.0	21-21	7-5	15-21	16-20	5-5	W1	22	3
Toronto Raptors	12	72	27-45	.375	22.0	17-25	4-8	16-20	11-25	1-9	L7	24	5
Cleveland Cavaliers	13	72	22-50	.306	27.0	16-26	4-8	13-23	9-27	1-9	L2	26	4
Orlando Magic	14	72	21-51	.292	28.0	13-29	4-8	11-25	10-26	2-8	L7	28	5
Detroit Pistons	15	72	20-52	.278	29.0	12-30	1-11	13-23	7-29	1-9	L5	29	5

WESTERN CONFERENCE

												RANK	
	CONF	GAMES	W-L	PCT	GB	CONF	DIV	HOME	AWAY	L10	STRK	LEAGUE	DIV
Utah Jazz	1	72	52-20	.722	0	28-14	7-5	31-5	21-15	7-3	W2	1	1
Phoenix Suns	2	72	51-21	.708	1.0	30-12	7-5	27-9	24-12	7-3	W3	2	1
Denver Nuggets	3	72	47-25	.653	5.0	26-16	9-3	25-11	22-14	6-4	L1	5	2
LA Clippers	4	72	47-25	.653	5.0	27-15	9-3	26-10	21-15	4-6	L2	6	2
Dallas Mavericks	5	72	42-30	.583	10.0	21-21	7-5	21-15	21-15	7-3	L1	8	1
Portland Trail Blazers	6	72	42-30	.583	10.0	23-19	6-6	20-16	22-14	8-2	W1	10	3
Los Angeles Lakers	7	72	42-30	.583	10.0	25-17	4-8	21-15	21-15	6-4	W5	9	3
Golden State Warriors	8	72	39-33	.542	13.0	25-17	5-7	25-11	14-22	8-2	W6	14	4
Memphis Grizzlies	9	72	38-34	.528	14.0	19-23	6-6	18-18	20-16	6-4	L1	15	2
San Antonio Spurs	10	72	33-39	.458	19.0	17-25	6-6	14-22	19-17	2-8	L4	19	3
New Orleans Pelicans	11	72	31-41	.431	21.0	18-24	6-6	18-18	13-23	4-6	L4	21	4
Sacramento Kings	12	72	31-41	.431	21.0	18-24	5-7	16-20	15-21	6-4	L3	23	5
Minnesota Timberwolves	13	72	23-49	.319	29.0	15-27	5-7	13-23	10-26	5-5	W1	25	4
Oklahoma City Thunder	14	72	22-50	.306	30.0	12-30	3-9	10-26	12-24	1-9	W1	27	5
Houston Rockets	15	72	17-55	.236	35.0	11-31	5-7	9-27	8-28	2-8	L1	30	5





	ATL	BKN	BOS	CHA	CHI	CLE	DAL	DEN	DET	GSW	HOU	IND	LAC	LAL	MEM	MIA	MIL	MIN	NOP	NYK	OKC	ORL	PHI	PHX	POR	SAC	SAS	TOR	UTA	WAS	W	L	PCT	
UTA	2	1	2	2	2	2	2	2	2	1	3	2	2	2	3	1	2	0	2	1	3	2	1	0	2	3	3	2	--	0	52	20	.722	
PHX	1	0	1	1	2	2	3	1	1	2	3	1	1	2	2	2	2	2	2	2	2	1	2	--	3	2	2	2	3	1	51	21	.708	
PHI	2	2	3	3	3	1	2	0	2	1	2	2	1	2	0	2	0	2	1	3	2	3	--	0	0	2	2	2	1	3	49	23	.681	
BKN	2	--	3	2	2	1	0	2	2	2	2	3	2	1	0	2	1	2	2	3	1	2	1	2	1	2	2	1	1	1	48	24	.667	
LAC	1	0	0	2	2	2	1	1	2	2	2	2	--	3	2	2	1	3	1	1	2	1	1	2	3	2	2	2	1	1	47	25	.653	
DEN	1	0	0	2	2	2	1	--	2	1	3	2	2	1	3	2	1	3	2	2	3	2	2	2	2	0	2	1	1	0	47	25	.653	
MIL	2	2	1	1	2	3	1	1	3	1	1	3	1	1	1	2	--	2	1	1	1	3	3	0	2	2	1	1	0	3	46	26	.639	
POR	1	1	1	1	1	2	2	1	2	2	2	1	0	2	1	1	0	2	3	1	2	2	2	0	--	3	2	2	1	1	42	30	.583	
LAL	1	1	1	2	2	2	1	2	1	2	3	2	0	--	3	0	1	3	2	1	3	2	0	1	1	1	2	1	1	0	42	30	.583	
DAL	2	2	2	1	0	2	--	2	2	2	1	1	2	2	2	2	1	2	2	1	2	2	0	0	1	0	2	1	1	2	42	30	.583	
NYK	3	0	2	2	2	2	1	0	3	1	2	2	1	1	2	0	2	1	2	--	1	2	0	0	1	1	1	1	2	1	3	41	31	.569
ATL	--	1	2	1	3	1	0	1	2	2	2	1	1	1	1	2	1	2	2	0	1	3	1	1	1	1	1	1	3	0	3	41	31	.569
MIA	1	1	2	1	2	3	0	0	2	1	2	1	0	2	0	--	1	1	2	3	2	2	1	0	1	1	2	2	2	1	2	40	32	.556
GSW	0	0	0	1	2	2	1	2	2	--	3	1	1	1	2	1	1	2	2	1	3	1	1	1	1	1	2	2	1	2	0	39	33	.542
MEM	1	2	1	2	2	1	1	0	1	1	2	0	1	0	--	2	1	3	1	0	2	1	2	1	2	3	2	1	0	2	38	34	.528	
BOS	1	0	--	2	1	1	0	2	1	2	2	2	2	1	1	1	2	2	0	1	1	3	0	1	1	0	1	3	0	2	36	36	.500	
WAS	0	2	1	1	1	3	0	2	2	2	1	3	1	2	0	1	0	2	1	0	2	1	0	1	1	1	0	1	2	--	34	38	.472	
IND	2	0	1	1	1	3	1	0	3	1	2	--	0	0	2	2	0	2	1	1	2	3	1	1	1	0	1	2	0	0	34	38	.472	
SAS	1	0	1	1	2	1	1	1	2	1	2	1	1	1	1	0	1	2	2	1	1	2	0	1	1	2	--	1	0	2	33	39	.458	
CHA	2	1	1	--	0	1	1	0	3	1	2	2	0	0	0	2	2	2	1	1	1	2	0	1	1	2	1	1	0	2	33	39	.458	
SAC	1	0	2	0	1	2	3	3	1	1	1	2	1	2	0	0	0	1	1	1	3	1	0	1	0	--	1	1	0	1	31	41	.431	
NOP	0	0	2	1	0	2	1	1	1	1	2	1	2	1	2	0	1	1	--	0	2	1	1	1	0	2	1	2	1	1	31	41	.431	
CHI	0	1	2	3	--	1	2	0	3	0	2	2	0	0	0	1	1	1	2	1	1	1	0	0	1	1	0	3	0	2	31	41	.431	
TOR	0	2	0	2	0	2	1	1	0	1	1	1	0	1	1	1	2	1	0	1	1	3	1	0	0	1	1	--	0	2	27	45	.375	
MIN	0	0	0	0	1	1	1	0	2	1	2	0	0	0	0	1	0	--	2	1	1	1	0	1	1	2	1	1	3	0	23	49	.319	
OKC	1	1	1	1	1	1	1	0	0	0	2	0	1	0	1	0	1	2	1	1	--	1	0	1	1	0	2	1	0	0	22	50	.306	
CLE	2	2	2	2	2	--	0	0	2	0	2	0	0	0	1	0	0	1	0	1	1	0	1	0	2	0	0	0	1	1	0	22	50	.306
ORL	0	1	0	1	2	3	0	0	2	1	0	0	1	0	1	1	0	1	1	1	1	1	--	0	1	0	1	0	0	0	2	21	51	.292
DET	1	1	2	0	0	1	0	0	--	0	1	0	0	1	1	1	0	0	1	0	2	1	1	1	0	1	0	3	0	1	20	52	.278	
HOU	0	0	0	0	0	0	2	0	1	0	--	0	1	0	1	0	1	1	1	0	1	2	0	0	1	2	1	1	0	1	17	55	.236	





CONTENT

THE ORGANIZATION

PLAYERS

THE NBA

HISTORY

RECORDS

PLAYOFFS

MEDIA

REVIEW

POINTS PER GAME						REBOUNDS PER GAME						ASSISTS PER GAME									
	TEAM	G	FG	FT	PTS	AVG		TEAM	G	OFF	DEF	TOT	AVG		TEAM	G	AST		AVG		
1	Stephen Curry	GSW	63	658	362	2.015	32.0	1	C. Capela	ATL	63	297	606	903	14.3	1	R. Westbrook	WAS	65	763	11.7
2	B. Beal	WAS	60	670	408	1.878	31.3	2	R. Gobert	UTA	71	240	720	960	13.5	2	T. Ray Young	ATL	63	594	9.4
3	D. Lillard	POR	67	602	449	1.928	28.8	3	J. Valanciunas	MEM	62	253	523	776	12.5	3	C. Paul	PHX	70	622	8.9
4	J. Embiid	PHI	51	461	471	1.451	28.5	4	D. Sabonis	IND	62	150	592	742	12.0	4	Draymond Green	GSW	63	558	8.9
5	G. Antetokoumpo	MIL	61	626	398	1.717	28.1	5	N. Vučević	ORL	60	146	671	817	11.7	5	L. Dončić	DAL	66	367	8.6
6	T. Rozier	DAL	69	547	344	1.408	22.7	6	R. Westbrook	WAC	72	169	641	750	11.2	6	N. Jokic	DEN	72	589	8.1
7	Z. LaVine	CHI	58	569	253	1.591	27.4	7	E. Kanter	POR	72	284	511	795	11.0	7	D. Lillard	POR	67	505	7.5
8	Z. Williamson	NOP	61	634	369	1.647	27.0	8	G. Antetokoumpo	MIL	61	97	574	671	11.0	8	J. Morant	MEM	63	466	7.4
9	K. Irving	BKN	54	549	201	1.451	26.9	9	N. Jokic	DEN	72	205	575	780	10.8	9	D. Fox	SAC	58	417	7.2
10	J. Tatum	BOS	64	605	295	1.692	26.4	10	J. Embiid	PHI	51	113	426	539	10.6	10	J. Butler	MIA	52	369	7.1
11	D. Mitchell	UTA	53	478	267	1.401	26.4	11	D. Ayton	PHX	69	228	459	727	10.5	11	D. DeRozan	SAS	61	422	6.9
12	N. Jokic	DEN	63	732	242	1.894	26.4	12	J. Olynyk	NYK	70	84	462	729	10.2	12	B. Simmons	PHI	58	401	6.9
13	D. Booker	PHX	67	623	340	1.712	25.6	13	J. Allen	BKN	63	196	435	631	10.0	13	D. Sabonis	IND	62	415	6.7
14	T. Young	ATL	63	487	484	1.594	25.3	14	M. Plumlee	DET	56	145	374	519	9.3	14	T. McConnell	IND	69	456	6.6
15	D. Fox	SAC	58	529	300	1.461	25.2	15	B. Adebayo	MIA	64	142	431	573	9.0	15	R. Rubio	MIN	68	433	6.4
16	K. Leonard	LAC	52	465	261	1.292	24.8	16	S. Adams	NOP	58	213	301	514	8.9	16	F. VanVleet	TOR	52	328	6.3
17	J. Brown	BOS	58	538	191	1.430	24.7	17	D. Howard	PHI	69	190	380	580	8.4	17	L. Melo Ball	CHA	51	315	6.1
18	C. Sexton	CLE	60	525	312	1.460	24.3	18	R. Holmes	SAC	61	144	380	504	8.3	18	D. Garland	CLE	54	329	6.1
19	J. Randle	NYK	71	602	348	1.712	24.1	19	W. Carter Jr.	CHI	54	132	311	443	8.2	19	J. Holiday	MIL	59	357	6.1
20	B. Ingram	NOP	61	513	281	1.450	23.8	20	T. Thompson	BOS	54	169	270	439	8.1	20	J. Randle	NYK	71	427	6.0
21	N. Vučević	ORL	60	666	311	1.639	23.4	21	L. Dončić	DAL	66	54	473	527	8.0	21	K. Irving	BKN	54	324	6.0
22	P. George	CHI	54	445	198	1.259	23.3	22	J. Poeltl	SAS	69	219	328	547	7.9	22	M. Conley	UTA	51	305	6.0
23	J. Green	DET	54	400	290	1.235	22.9	23	D. Jordan	BKN	56	117	310	423	7.5	23	M. D. Gibson	IND	56	322	5.8
24	R. Westbrook	WAS	65	544	271	1.445	22.2	24	J. Collins	ATL	63	118	349	467	7.4	24	G. Antetokoumpo	MIL	61	357	5.9
25	D. DeRozan	SAS	61	455	387	1.316	21.6	25	J. Tatum	BOS	64	50	422	472	7.4	25	Stephen Curry	GSW	63	363	5.8
26	J. Butler	MIA	52	366	359	1.116	21.5	26	M. Porter Jr.	DEN	61	91	354	445	7.3	26	D. Schroder	LAL	61	351	5.8
27	P. Siakam	TOR	56	437	249	1.196	21.4	27	T. Williams	NOP	56	95	310	405	7.2	27	L. Onzo Ball	NOP	55	316	5.7
28	M. Brogdon	IND	56	444	153	1.186	21.2	28	Z. Williamson	NOP	61	167	274	441	7.2	28	K. Middleton	MIL	68	370	5.4
29	T. Rozier	CHA	69	510	165	1.204	20.4	29	LA. C. Jones	LAC	62	189	330	519	7.2	29	K. Leonard	MIL	68	370	5.4
30	K. Middleton	MIL	68	511	212	1.385	20.4	30	D. Bazley	OKC	55	51	345	396	7.2	30	B. Adebayo	MIA	64	346	5.4
31	D. Sabonis	IND	62	484	240	1.260	20.3	31	B. Simmons	PHI	58	93	324	417	7.2	31	D. Graham	CHA	55	295	5.4
32	F. VanVleet	TOR	52	338	169	1.019	19.6	32	Draymond Green	GSW	63	55	393	448	7.1	32	T. Haliburton	SAC	58	309	5.3
33	A. Harris	PHI	62	473	182	1.210	19.5	33	B. Portis	SAS	66	124	342	466	7.1	33	D. Mitchell	UTA	53	277	5.2
34	T. Edwards	MIN	72	505	211	1.392	19.3	34	D. Murray	PHI	67	58	415	473	7.1	34	P. George	LAC	54	280	5.2
35	J. Morant	MEM	63	430	271	1.204	19.1	35	K. Olynyk	MIA	60	70	402	489	7.0	35	K. Leonard	SAC	53	269	5.2
36	M. Porter Jr.	DEN	61	443	106	1.162	19.0	36	J. Butler	MIA	52	94	265	359	6.9	36	Z. LaVine	CHI	58	282	4.9
37	B. Adebayo	MIA	64	456	283	1.197	18.7	37	R. Williams III	BOS	52	133	225	358	6.9	37	B. Ingram	NOP	61	296	4.9
38	N. Powell	TOR	69	438	236	1.283	18.6	38	R. O'Neale	UTA	71	88	397	485	6.8	38	C. White	CHI	69	328	4.8
38	A. Wiggins	GSW	71	505	170	1.320	18.6	39	T. Harris	PHI	62	62	357	419	6.8	38	J. Ingles	UTA	67	318	4.7
40	J. Clarkson	UTA	68	457	129	1.251	18.4	40	C. Boucher	TOR	60	117	287	404	6.7	40	T. Sabarwal	CHI	58	271	4.7

FIELD GOAL PCT.						3-PT FG PCT.						FREE THROW PCT.								
	TEAM	G	FG	FTA	PCT		TEAM	G	3FG	3GA	PCT		TEAM	G	FT	FTA	PCT			
1	R. Gobert	UTA	71	391	579	67.530	1	J. Harris	BKN	69	211	444	47.523	1	C. Paul	PHX	70	169	181	93.70
2	R. Holmes	SAC	61	366	575	63.652	2	M. Morris Jr.	LAC	57	140	296	47.297	2	D. Lillard	POR	67	449	484	92.769
3	R. Lopez	WAS	69	269	437	61.555	3	D. Jordan	BKN	56	117	310	47.434	3	M. D. Gibson	IND	56	322	354	92.511
4	D. Ayton	PHX	69	430	687	62.591	4	B. Forbes	MIL	70	154	341	45.161	4	K. Irving	BKN	54	201	218	92.202
5	M. Harrell	LAL	69	375	603	62.189	5	J. Ingles	UTA	67	183	406	45.074	5	Stephen Curry	GSW	63	362	395	91.646
6	J. Allen	BKN	63	298	482	61.826	6	Seth Curry	PHI	57	126	280	45.000	6	C. White	CHI	69	128	142	90.141
7	J. Poeltl	SAS	69	265	430	61.628	7	K. Durant	BKN	35	85	189	44.974	7	K. Walker	BOS	43	134	149	89.933
8	Z. Williamson	NOP	61	634	1037	61.138	8	L. Kennard	BKN	63	100	224	44.643	8	K. Middleton	MIL	68	212	236	89.831
9	E. Kanter	POR	72	339	561	60.428	9	M. Porter Jr.	DEN	61	170	382	44.503	9	J. Clarkson	UTA	68	129	144	89.583
10	C. Capela	ATL	64	510	823	61.964	10	C. Payne	PHI	69	73	166	43.976	10	T. Harris	CHI	62	182	204	89.202
11	J. Valanciunas	MEM	62	440	743	59.219	11	B. Bogdanovic	ATL	44	146	333	43.844	11	L. Quickley	NYK	64	155	174	89.080
12	B. Adebayo	MIA	64	456	800	57.000	12	R. Jackson	PHI	67	122	282	43.262	12	C. Anthony	POR	69	137	154	89.961
13	G. Antetokoumpo	MIL	61	626	1100	56.909	13	D. Bane	MEM	68	117	271	43.173	13	B. Beal	WAS	60	408	459	88.889
14	N. Jokic	DEN	72	732	1293	56.613	14	A. Simmons	POR	64	120	282	42.553	14	T. Young	ATL	63	484	546	86.645
15	T. McConnell	IND	69	274	490	55.918	15	Mikal Bridges	PHX	72	134	315	42.540	15	F. VanVleet	TOR	52	169	191	88.482
16	Thaddeus Young	CHI	68	370	662	55.891	16	G. Niang	UTA	72	124	292	42.466	16	K. Leonard	LAC	52	261	295	88.475
17	F. Porziņis	PHI	56	313	598	52.346	17	N. Powell	MIA	60	77	184	41.848	17	H. Wicks	BKN	51	210	238	88.255
18	J. Collins	ATL	63	429	771	55.642	18	W. Ellington	DET	46	116	275	42.182	18	D. DeRozan	SAS	61	387	440	87.955
19	Mikal Bridges	PHX	72	363	669	54.260	19	Stephen Curry	GSW	63	337	801	42.072	19	B. Bogdanovic	UTA	72	233	265	87.925
20	M. Porter Jr.	DEN	61	443	817	54.223	20	Z. LaVine	CHI	58	200	477	41.929	20	B. Ingram	NOP	61	281	320	87.813
21	K. Durant	BKN	35	324	603	53.731	21	A. Burks	NYK	49	102	246	41.463	21	K. Lowry	TOR	46	140	160	87.500
22	D. Sabonis	IND	62	484	904	53.540	22	G. Hayward	CHA	44	85	205	41.463	22	N. Powell	TOR	69	236	271	87.085
23	D. McDermott	IND	66	354	665	53.233	23	K. Middleton	MIL	68	151	365	41.370	23	T. Ross	ORL	46	120	138	86.957
24	F. Porziņis	MIL	66	313	622	50.322	24	E. Fournier	ORL	62	113	283	40.283	24	J. Harrell	DEN	63	153	189	86.228
25	N. Reid	MIN	70	304	581	52.324	25	D. Melton	BOS	52	87	211	41.232	25	P. George	LAC	54	198	228	86.735
26	J. Brunson	DAL	68	328	627	52.313	26	J. Green	BKN	68	103	250	41.200	26	N. Jokic	DEN	72	342	394	86.802
27	C. Boucher	TOR	60	288	560	51.429	27	M. Conley	UTA	51	138	335	41.194	27	J. Tatum	BOS	64	295	340	86.765
28	C. Wood	HOU	41	329	640	51.406	28	J. Randle	NYK	71	160	389								



NATIONAL BASKETBALL ASSOCIATION

	PPG	FGM/G	FG%	3FGM/G	3FG%	FT%	ORPG	DRPG	RPG	APG	SPG	TOV/G	BPG	PF/G
Atlanta Hawks	13	19	17	17	12	5	7	10 T	5	19	24	22	17 T	18
Boston Celtics	16	13	19	11	10 T	16	4 T	22	15	25	13	15	6	24
Brooklyn Nets	2	6	*1	7	2	6	27	5	14	7	27	17 T	7	13
Charlotte Hornets	23	22	22	10	14	21	6	25	19	5 T	10	7	16	5
Chicago Bulls	21	10	9	16	13	11	19	8	11	8	28	4	27	10 T
Cleveland Cavaliers	30	29	25	29	30	26	10	28	24	21	12	2	20	7
Dallas Mavericks	17	18	13	8	18	15	25	17	21	26	30	28	26	19
Denver Nuggets	8	4	4	15	8	7	8	19	13	5 T	8	19	21	14 T
Detroit Pistons	27	28	24	22	22 T	24	18	26	25	18	17	6	8 T	26
Golden State Warriors	12	15 T	14	3	9	13	30	12	22	*1	6	5	17 T	28 T
Houston Rockets	24	25	28	9	28	27	23	24	27	24	14	8	14	21
Indiana Pacers	6	3	11	18	17	9	26	21	26	2	5	17 T	*1	22
LA Clippers	10	12	5	6	*1	*1	21	14	17	17	20	24	29	17
Los Angeles Lakers	22	21	12	25	21	28	17	15	16	15	11	3	5	16
Memphis Grizzlies	15	7	18	24	20	18	2	9	4	4	*1 T	21	12	9
Miami Heat	25	26	15	14	19	12	29	23	29	9	9	14	30	12
Milwaukee Bucks	*1	*1	3	5	5	23	12	*1	2	14	7	16	19	2
Minnesota Timberwolves	18	20	27	12	25	22	9	27	20	11	3	12	3	27
New Orleans Pelicans	9	9	7	27	26	29	*1	3 T	3	10	15	9	24	4
New York Knicks	26	24	21	21	3	14	16	7	9	29	21	25	11	25
Oklahoma City Thunder	28	27	29	20	29	30	14	3 T	6	27	23	*1	23	6
Orlando Magic	29	30	30	26	27	17	11	10 T	7	28	25 T	26	22	*1
Philadelphia 76ers	14	14	8	23	10 T	20	13	13	10	22	*1 T	10	2	23
Phoenix Suns	7	2	2	13	7	2	28	18	23	3	19	27	25	14 T
Portland Trail Blazers	5	15 T	23	2	6	3	3	20	12	30	25 T	30	13	10 T
Sacramento Kings	11	8	6	19	16	25	22	30	30	12	16	20	15	20
San Antonio Spurs	20	11	20	30	24	10	24	16	18	16	22	29	10	3
Toronto Raptors	19	23	26	4	15	4	20	29	28	20	4	23	4	28 T
Utah Jazz	4	17	16	*1	4	8	4 T	2	*1	23	29	13	8 T	8
Washington Wizards	3	5	10	28	22 T	19	15	6	8	13	18	11	28	30

EASTERN CONFERENCE

	PPG	FGM/G	FG%	3FGM/G	3FG%	FT%	ORPG	DRPG	RPG	APG	SPG	TOV/G	BPG	PF/G
Atlanta Hawks	5	8	8	8	6	2	3	6 T	2	9	12	12	9	8
Boston Celtics	7	6	9	5	4 T	8	*1	10	9	13	8	8	4	11
Brooklyn Nets	2	4	*1	3	*1	3	14	2	8	3	14	10 T	5	7
Charlotte Hornets	10	9	11	4	8	12	2	12	10	2	6	4	8	3
Chicago Bulls	9	5	4	7	7	5	11	5	7	4	15	2	13	5
Cleveland Cavaliers	15	14	13	15	15	15	4	14	11	11	7	*1	11	4
Detroit Pistons	13	13	12	11	12 T	14	10	13	12	8	9	3	6	13
Indiana Pacers	4	2	6	9	10	4	13	9	13	*1	3	10 T	*1	9
Miami Heat	11	12	7	6	11	6	15	11	15	5	5	7	15	6
Milwaukee Bucks	*1	*1	2	2	3	13	6	*1	*1	7	4	9	10	2
New York Knicks	12	11	10	10	2	7	9	4	5	15	11	14	7	12
Orlando Magic	14	15	15	13	14	9	5	6 T	3	14	13	15	12	*1
Philadelphia 76ers	6	7	3	12	4 T	11	7	8	6	12	*1	5	2	10
Toronto Raptors	8	10	14	*1	9	*1	12	15	14	10	2	13	3	14
Washington Wizards	3	3	5	14	12 T	10	8	3	4	6	10	6	14	15

WESTERN CONFERENCE

	PPG	FGM/G	FG%	3FGM/G	3FG%	FT%	ORPG	DRPG	RPG	APG	SPG	TOV/G	BPG	PF/G
Dallas Mavericks	10	11	7	5	8	8	13	9	11	13	15	13	14	11
Denver Nuggets	4	2	2	9	5	4	5	11	6	4	4	8	10	7 T
Golden State Warriors	8	8 T	8	3	6	7	15	5	12	*1	3	3	9	15
Houston Rockets	14	14	14	6	14	12	11	13	14	12	6	4	7	13
LA Clippers	6	7	3	4	*1	*1	9	6	8	10	10	11	15	10
Los Angeles Lakers	13	13	6	13	10	13	8	7	7	8	5	2	2	9
Memphis Grizzlies	9	3	10	12	9	9	2	4	3	3	*1	10	5	5
Minnesota Timberwolves	11	12	13	7	12	10	6	14	10	6	2	6	*1	14
New Orleans Pelicans	5	5	5	14	13	14	*1	2 T	2	5	7	5	12	2
Oklahoma City Thunder	15	15	15	11	15	15	7	2 T	4	14	12	*1	11	3
Phoenix Suns	3	*1	*1	8	4	2	14	10	13	2	9	12	13	7 T
Portland Trail Blazers	2	8 T	12	2	3	3	3	12	5	15	13	15	6	6
Sacramento Kings	7	4	4	10	7	11	10	15	15	7	8	9	8	12
San Antonio Spurs	12	6	11	15	11	6	12	8	9	9	11	14	4	*1
Utah Jazz	*1	10	9	*1	2	5	4	*1	*1	11	14	7	3	4





OPPONENTS

	PPG	FGM/G	FG%	3FGM/G	3FG%	FT%	ORPG	DRPG	RPG	APG	SPG	TOV/G	BPG	PF/G
Atlanta Hawks	12	14	12	9	3	30	21	4	8	11	21	2	17	9
Boston Celtics	11	6	14	16 T	22	22	7	7	6	9	10	18	11	13
Brooklyn Nets	21	20	7	22	14	11	26	3	12	8	16 T	4 T	9	18
Charlotte Hornets	13	15	17	28	17	*1	27	18	19	30	24	22	14	21
Chicago Bulls	14	17	23	5	7	10	*1	12	5	10	29	6 T	18	30
Cleveland Cavaliers	17	21	29	13 T	28	16	17	14	14	20	28	19	29	6
Dallas Mavericks	9	8	9	16 T	13	5	12 T	15	15	2	9	4 T	2	7
Denver Nuggets	8	7	18	20	11	9	4	2	*1 T	24	12	17	7	15
Detroit Pistons	10	16	26	2	10	3	19	16	17	15	23	16	28	5
Golden State Warriors	18	10	3	12	8	14	29	26	27	7	22	25	6	11
Houston Rockets	27	25	27	23	27	21	18	30	30	21	27	20	21 T	14
Indiana Pacers	25	26	16	4	16	19	30	21	25	28	11	23	23	26
LA Clippers	4	9	13	6	6	13	5	*1	*1 T	3	7	9	5	27
Los Angeles Lakers	2	5	8	3	4	12	2	9	4	13	26	27	8	3
Memphis Grizzlies	16	13	11	18	18	27	12 T	20	18	19	18	24	20	25
Miami Heat	5	3	6	27	15	20	8	11	10	23	13	26	4	10
Milwaukee Bucks	22	23	5	30	29	17	9	13	13	17	6	11	15 T	24
Minnesota Timberwolves	29	27	28	21	30	23	20	23	22	29	16 T	28	26	8
New Orleans Pelicans	24	19	19	29	25	28	3	6	3	25	20	13	30	2
New York Knicks	*1	*1	*1	10	*1	4	10	17	16	6	3	8	25	29
Oklahoma City Thunder	26	29	24	24	12	8	23	27	26	22	30	10	21 T	23
Orlando Magic	20	22	21	25	21	24	12 T	29	28	27	15	6 T	24	20
Philadelphia 76ers	6	4	4	8	9	6	11	8	11	5	8	29	12	4
Phoenix Suns	7	11	15	7	5	15	6	10	9	4	5	14	*1	28
Portland Trail Blazers	23	18	25	19	20	26	16	22	21	16	*1	3	10	16
Sacramento Kings	28	30	30	13 T	26	25	28	19	20	18	14	15	13	19
San Antonio Spurs	19	24	22	11	23	2	24	28	29	14	2	12	19	22
Toronto Raptors	15	2	10	26	24	29	22	25	23	26	4	30	27	12
Utah Jazz	3	12	2	*1	2	7	15	5	7	*1	19	*1	3	17
Washington Wizards	30	28	20	15	19	18	25	24	24	12	25	21	15 T	*1

* = NBA leader | T = Tied for position






	POINTS		FIELD GOAL		TURNOVERS		REBOUND			BELOW		OVERTIME		DECIDED		DECIDED	
	PER GAME		PERCENTAGE		PER GAME		PERCENTAGE			100 PTS.		GAMES		3 PTS.		10 PTS.	
	OWN	OPP	OWN	OPP	OWN	OPP	OFF	DEF	TOT.	OWN	OPP.	W	L	W	L	W	L
Atlanta	113.7	111.4	0.468	0.463	12.7	11.9	0.244	0.778	0.795	10	14	2	2	3	3	25	15
Boston	112.6	111.2	0.466	0.464	13.4	13.5	0.243	0.781	0.775	13	12	2	2	7	5	17	12
Brooklyn	118.6	114.1	0.494	0.459	13.1	12.1	0.214	0.773	0.812	4	11	2	2	3	5	24	11
Charlotte	109.5	111.4	0.455	0.468	14.2	14.1	0.235	0.757	0.746	12	10	1	2	9	4	14	24
Chicago	110.7	111.6	0.476	0.473	14.5	12.1	0.223	0.803	0.811	13	10	2	2	3	5	16	20
Cleveland	103.8	112.3	0.450	0.484	14.4	13.5	0.236	0.766	0.747	26	10	3	1	4	2	11	37
Dallas	112.4	110.2	0.470	0.460	11.4	12.0	0.211	0.778	0.784	11	14	1	0	5	4	26	17
Denver	115.1	110.1	0.485	0.469	12.8	13.5	0.247	0.789	0.792	6	15	4	2	6	4	29	11
Detroit	106.6	111.1	0.452	0.476	14.2	13.3	0.219	0.769	0.760	19	7	1	3	1	8	14	31
Golden State	113.7	112.7	0.468	0.452	14.6	14.5	0.179	0.766	0.776	10	10	1	0	6	4	25	18
Houston	108.8	116.7	0.444	0.480	14.2	13.8	0.198	0.771	0.738	17	5	0	1	3	4	8	37
Indiana	115.3	115.3	0.474	0.468	13.0	14.3	0.202	0.749	0.753	8	8	5	2	5	4	15	17
LA Clippers	114.0	107.8	0.482	0.464	12.4	12.4	0.227	0.791	0.814	8	13	0	0	3	4	31	7
LA Lakers	109.5	106.8	0.472	0.460	14.7	14.5	0.225	0.797	0.802	16	21	5	1	7	5	22	13
Memphis	113.3	112.3	0.467	0.462	12.7	14.2	0.242	0.783	0.775	11	11	2	2	3	7	23	21
Miami	108.1	108.0	0.468	0.459	13.3	14.3	0.194	0.779	0.793	13	22	0	4	4	5	17	17
Milwaukee	120.1	114.2	0.487	0.456	13.4	12.7	0.233	0.797	0.826	4	11	1	1	6	5	29	12
Minnesota	112.1	117.7	0.448	0.482	13.7	14.7	0.227	0.768	0.739	11	5	0	5	4	6	9	25
New Orleans	114.6	114.9	0.477	0.469	13.9	12.8	0.263	0.800	0.800	7	6	2	4	3	10	13	21
New York	107.0	104.7	0.456	0.440	12.2	12.2	0.219	0.786	0.795	20	24	4	2	2	9	24	15
Oklahoma City	105.0	115.6	0.441	0.473	15.4	12.5	0.212	0.779	0.769	22	8	1	2	7	5	5	36
Orlando	104.0	113.3	0.429	0.471	12.3	12.2	0.216	0.782	0.756	29	10	1	1	3	5	6	35
Philadelphia	113.6	108.1	0.476	0.453	13.7	14.9	0.232	0.782	0.796	9	16	4	2	7	3	27	12
Phoenix	115.3	109.5	0.490	0.467	12.0	13.0	0.208	0.785	0.798	3	15	4	3	9	3	23	8
Portland	116.1	114.3	0.453	0.473	10.8	12.0	0.230	0.775	0.754	5	6	1	0	10	9	19	12
Sacramento	113.7	117.4	0.481	0.488	12.8	13.2	0.213	0.750	0.740	5	7	1	0	10	5	12	22
San Antonio	111.1	112.8	0.462	0.472	11.0	12.5	0.200	0.773	0.758	13	12	2	5	7	8	18	20
Toronto	111.3	111.7	0.448	0.461	12.5	15.3	0.208	0.763	0.735	8	7	0	1	3	6	17	19
Utah	116.4	107.2	0.468	0.447	13.5	11.0	0.245	0.793	0.828	5	21	0	3	3	2	39	7
Washington	116.6	118.5	0.475	0.471	13.9	14.1	0.213	0.776	0.778	6	3	4	1	11	8	14	20
2,160 GAMES	112.1		0.466		13.2		0.222	0.778		344	344	56		157		572	





Your team. Your airline.



Proud to be the Official Airline of the Dallas Mavericks.
#LetsGoMavs

American Airlines and the Flight Symbol logo are marks of American Airlines, Inc.
oneworld is a mark of the world Alliance, LLC. © 2018 American Airlines, Inc. All rights reserved.



HUSTLE IS

THIRSTY

WORK

